

ORIGINAL

**Pomona Park
Water**

Docket No. 060368-WS

Application to Increase Rates and Charges
For a "Class A" Utility
In

Putnam County, Florida

Rate Base Workpapers

Utility Plant in Service

Accumulated Depreciation

CIAC

Accumulated Amortization of CIAC

DOCUMENT NUMBER DATE

00703 JAN 24 8

FPSC-COMMISSION CLERK /

Index of Rate Base Workpapers- UPIS, Accum Depr, CIAC, Accum Amort of CIAC

Describe Workpaper	FWS		ASI	
	Water	Sewer	Water	Sewer
	Page ref	Page ref	Page ref	Page ref
Company Header Sheet	1	1	1	1
Index Page	2 a,b	2 a,b	2 a,b	2 a,b
Utility Plant in Service				
Per Books- by month				
2004	3	3	N/A	N/A
2005	4 a,b	4 a,b	4 a,b	4 a,b
2006	5	5	5	5
Details of changes and year end balances since Rate Base last established through 12/31/07				
	6	6	6 a,b	6 a,b
Adjusted Balances				
2004				
Amendatory Order Balances	7	7	N/A	N/A
CWIP to Plant	8	8	N/A	N/A
Retirements	9	9	N/A	N/A
Adjustments	10	10	N/A	N/A
2004 Monthly Balances-Adjusted	11	11	N/A	N/A
2005				
CWIP to Plant	12	12	N/A	N/A
Retirements	13	13	N/A	N/A
Adjustments	14	14	14	14
a,b 2005 Monthly Balances-Adjusted	15 a,b	15 a,b	15 a,b	15 a,b
2006				
CWIP to Plant	16	16	16	16
Retirements	17	17	17	17
Adjustments	18	18	18	18
a,b 2006 Monthly Balances-Adjusted	19 a,b	19 a,b	19 a,b	19 a,b
2007				
CWIP to Plant	20	20	20	20
Retirements	21	21	21	21
Adjustments	22	22	22	22
a,b 2007 Monthly Balances-Adjusted	23 a,b	23 a,b	23 a,b	23 a,b
Accumulated Depreciation				
Per Books- by month				
2004	24	24	N/A	N/A
2005	25 a,b	25 a,b	25 a,b	25 a,b
2006	26	26	26	26
Details of changes and year end balances since Rate Base last established through 12/31/07				
	27	27	27 a,b	27 a,b
Adjusted Balances				
2004				
Amendatory Order Balances	28	28	N/A	N/A
Depreciable Plant	29	29	N/A	N/A
Depreciation Rates	30	30	N/A	N/A
Depreciation Expense	31	31	N/A	N/A
Retirements	32	32	N/A	N/A
Adjustments	33	33	N/A	N/A
2004 Monthly Balances-Adjusted	34	34	N/A	N/A
2005				
Depreciable Plant	35	35	N/A	N/A
Depreciation Rates	36	36	N/A	N/A
Depreciation Expense	37	37	N/A	N/A
Retirements	38	38	N/A	N/A
Adjustments	39	39	39	39
2005 Monthly Balances-Adjusted	40 a,b	40 a,b	40 a,b	40 a,b
2006				
Depreciable Plant	41	41	41	41
Depreciation Rates	42	42	42	42
Depreciation Expense	43	43	43	43
Retirements	44	44	44	44
Adjustments	45	45	45	45
2006 Monthly Balances-Adjusted	46 a,b	46 a,b	46 a,b	46 a,b
2007				
Depreciable Plant	47	47	47	47
Depreciation Rates	48	48	48	48
Depreciation Expense	49	49	49	49
Retirements	50	50	50	50
Adjustments	51	51	51	51
2007 Monthly Balances-Adjusted	52 a,b	52 a,b	52 a,b	52 a,b

Note: pages above marked "a" refer to Rate Base Workpapers which exclude Admin level IT amounts which benefit all Florida systems.
 Pages marked "b" are MFR pages which include appropriate amounts as "Computer Equipment" (acct 340.51).

2a

Index of Rate Base Workpapers- UPIS, Accum Depr, CIAC, Accum Amort of CIAC				
Describe Workpaper	FWS		ASI	
	Water	Sewer	Water	Sewer
	Page ref	Page ref	Page ref	Page ref
CIAC				
Per Books- by month				
2004	53	53	N/A	N/A
2005	54 a,b	54 a,b	54 a,b	54 a,b
2006	55	55	55	55
Details of changes and year end balances since Rate Base last established through 12/31/07				
	56	56	56 a,b	56 a,b
Adjusted Balances				
2004				
FWS Amendatory Order Balances, or ASI 12/31/04 balances -assigned to categories	57	57	57	57
Amendatory Order Balances	58	58	N/A	N/A
CIAC Additions	59	59	N/A	N/A
Adjustments	60	60	N/A	N/A
Adjusted CIAC Balances	61	61	N/A	N/A
2005				
CIAC Additions	62	62	62	62
Adjustments	62	62	62	62
Adjusted CIAC Balances	63 a,b	63 a,b	63 a,b	63 a,b
2006				
CIAC Additions	64	64	64	64
Adjustments	64	64	64	64
Adjusted CIAC Balances	65 a,b	65 a,b	65 a,b	65 a,b
2007				
CIAC Additions	66	66	66	66
Adjustments	66	66	66	66
Adjusted CIAC Balances	67 a,b	67 a,b	67 a,b	67 a,b
Accumulated Amort of CIAC				
Per Books- by month				
2004	68	68	N/A	N/A
2005	69 a,b	69 a,b	69 a,b	69 a,b
2006	70	70	70	70
Details of changes and year end balances since Rate Base last established through 12/31/07				
	71	71	71 a,b	71 a,b
Adjusted Balances				
2004				
FWS Amendatory Order Balances, or ASI 12/31/04 balances -assigned to categories	72	72	72	72
Amendatory Order Balances	73	73	N/A	N/A
Calculate Amort Rates eff 6/30/04	74-76	74-76	N/A	N/A
CIAC Balances	77	77	N/A	N/A
Amortization Rates	77	77	N/A	N/A
Amortization Expense	78	78	N/A	N/A
Adjustments	78	78	N/A	N/A
2004 Monthly Balances	79	79	N/A	N/A
2005				
Calculate Amort Rates eff 1/1/05	80-82	80,81	80-82	80,81
CIAC Balances	83	83	83	83
Amortization Rates	83	83	83	83
Amortization Expense	84	84	84	84
Adjustments	84	84	84	84
2005 Monthly Balances	85 a,b	85 a,b	85 a,b	85 a,b
2006				
Calculate Amort Rates eff 1/1/06	86-88	86-88	86,87	86,87
Calculate Amort Rates eff 5/1/06	89-91	89, 90	N/A	N/A
CIAC Balances	92	92	92	92
Amortization Rates	92	92	92	92
Amortization Expense	93	93	93	93
Adjustments	93	93	93	93
2006 Monthly Balances	94 a,b	94 a,b	94 a,b	94 a,b
2007				
Calculate Amort Rates eff 1/1/07	95-97	95-96	95,96	95,96
CIAC Balances	96	96	96	96
Amortization Rates	96	96	96	96
Amortization Expense	99	99	99	99
Adjustments	99	99	99	99
2006 Monthly Balances	100 a,b	100 a,b	100 a,b	100 a,b

Note: pages above marked "a" refer to Rate Base Workpapers which exclude Admin level IT amounts which benefit all Florida systems. Pages marked "b" are MFR pages which include appropriate amounts as "Computer Equipment" (acct 340.51).

2b

Schedule of Water Plant in Service By Primary Account- 2004
June through December Balances- 2004

Florida Public Service Commission

Pomona Park - Water
Docket No. 060368-WS
Schedule Year Ended: 2004
Historic [x] or Projected []

101 =input field FWS Pomona Park - Water
Explanation: Provide UPIS balances by account for the period beginning 6/30/04 when the Florida Water Services properties were acquired by AQUA, Inc. through the year ended 12/31/04. While 2005 is the historical test year, balances back to 6/30/04 are needed since adjustments to book balances are made beginning that date.

Schedule: A-5
Page: 2 of 8
Preparer: <name>

Line No.	Acct No.	(1) AccountName	(2) 06/30/04	(3) 07/31/04	(4) 08/31/04	(5) 09/30/04	(6) 10/31/04	(7) 11/30/04	(8) 12/31/04
1		INTANGIBLE PLANT							
2	301.1	Organization	0	0	0	0	0	0	0
3	302.1	Franchises	0	0	0	0	0	0	0
4	339.1	Other Plant & Misc. Equipment	0	0	0	0	0	0	0
5		SOURCE OF SUPPLY & PUMPING PLANT							
6	303.2	Land & Land Rights	0	0	0	0	0	0	0
7	304.2	Structures & Improvements	0	0	0	0	0	0	0
8	305.2	Collect. & Impound Reservoirs	0	0	0	0	0	0	0
9	306.2	Lake, River & Other Intakes	0	0	0	0	0	0	0
10	307.2	Wells & Springs	0	0	0	0	0	0	0
11	308.2	Infiltration Galleries & Tunnels	0	0	0	0	0	0	0
12	309.2	Supply Mains	0	0	0	0	0	0	0
13	310.2	Power Generation Equipment	0	0	0	0	0	0	0
14	311.2	Pumping Equipment	0	0	0	0	0	0	0
15	339.2	Other Plant & Misc. Equipment	0	0	0	0	0	0	0
16		WATER TREATMENT PLANT							
17	303.3	Land & Land Rights	0	0	0	0	0	0	0
18	304.3	Structures & Improvements	0	0	0	0	0	0	0
19	311.3	Pumping Equipment	0	0	0	0	0	0	0
20	320.3	Water Treatment Equipment	0	0	0	0	0	0	0
21	339.3	Other Plant & Misc. Equipment	0	0	0	0	0	0	0
22		TRANSMISSION & DISTRIBUTION PLANT							
23	303.4	Land & Land Rights	0	0	0	0	0	0	0
24	304.4	Structures & Improvements	0	0	0	0	0	0	0
25	311.4	Pumping Equipment	0	0	0	0	0	0	0
26	330.4	Distr. Reservoirs & Standpipes	0	0	0	0	0	0	0
27	331.4	Transm. & Distribution Mains	0	0	0	0	0	0	0
28	333.4	Services	0	0	0	0	0	0	0
29	334.4	Meters & Meter Installations	0	0	0	0	0	0	0
30	335.4	Hydrants	0	0	0	0	0	0	0
31	336.4	Backflow Prevention	0	0	0	0	0	0	0
32	339.4	Other Plant & Misc. Equipment	0	0	0	0	0	0	0
33		GENERAL PLANT							
34	303.5	Land & Land Rights	0	0	0	0	0	0	0
35	304.5	Structures & Improvements	0	0	0	0	0	0	0
36	340.5	Office Furniture & Equipment	0	0	0	0	0	0	0
37	340.51	Computer Equipment	0	0	0	0	0	0	0
38	341.5	Transportation Equipment	0	0	0	0	0	0	0
39	342.5	Stores Equipment	0	0	0	0	0	0	0
40	343.5	Tools, Shop & Garage Equipment	0	0	0	0	0	0	0
41	344.5	Laboratory Equipment	0	0	0	0	0	0	0
42	345.5	Power Operated Equipment	0	0	0	0	0	0	0
43	346.5	Communication Equipment	0	0	0	0	0	0	0
44	347.5	Miscellaneous Equipment	0	0	0	0	0	0	0
45	348.5	Other Tangible Plant	0	0	0	0	0	0	0
46		TOTAL	0	0	0	0	0	0	0

Schedule of Water Plant in Service By Primary Account- 2005		Florida Public Service Commission														
Monthly UPIS Balances per Books- 2006		Schedule: A-5														
Pomona Park - Water		Page: 6 of 8														
Docket No. 060368-WS		Preparer: <name>														
Schedule Year Ended: 2005																
Historic [X] or Projected []																
Line No.	Acct No.	Account Name	(2) Prior Year 12/31/04	(3) 01/31/05	(4) 02/28/05	(5) 03/31/05	(6) 04/30/05	(7) 05/31/05	(8) 06/30/05	(9) 07/31/05	(10) 08/31/05	(11) 09/30/05	(12) 10/31/05	(13) 11/30/05	(14) 12/31/05	(15) Average Balance
1		INTANGIBLE PLANT	0	0	0	0	0	0	0	0	0	0	0	0	0	0
2	301.1	Organization	0	0	0	0	0	0	0	0	0	0	0	0	0	0
3	302.1	Franchises	0	0	0	0	0	0	0	0	0	0	0	0	0	0
4	339.1	Other Plant & Misc. Equipment	0	0	0	0	0	0	0	0	0	0	0	0	0	0
5		SOURCE OF SUPPLY & PUMPING PLANT	0	0	0	0	0	0	0	0	0	0	0	0	0	0
6	303.2	Land & Land Rights	0	0	0	0	0	0	0	0	0	0	0	0	0	0
7	304.2	Structures & Improvements	0	0	0	0	0	0	0	0	0	0	0	0	0	0
8	305.2	Collect & Impound Reservoirs	0	0	0	0	0	0	0	0	0	0	0	0	0	0
9	306.2	Lake, River & Other Intakes	0	0	0	0	0	0	0	0	0	0	0	0	0	0
10	307.2	Wells & Springs	0	0	0	0	0	0	0	0	0	0	0	0	0	0
11	308.2	Infiltration Galleries & Tunnels	0	0	0	0	0	0	0	0	0	0	0	0	0	0
12	309.2	Supply Mains	0	0	0	0	0	0	0	0	0	0	0	0	0	0
13	310.2	Power Generation Equipment	0	0	0	0	0	0	0	0	0	0	0	0	0	0
14	311.2	Pumping Equipment	0	0	0	0	0	0	0	0	0	0	0	0	0	0
15	339.2	Other Plant & Misc. Equipment	0	0	0	0	0	0	0	0	0	0	0	0	0	0
16		WATER TREATMENT PLANT	0	0	0	0	0	0	0	0	0	0	0	0	0	0
17	303.3	Land & Land Rights	0	0	0	0	0	0	0	0	0	0	0	0	0	0
18	304.3	Structures & Improvements	0	0	0	0	0	0	0	0	0	0	0	0	0	0
19	311.3	Pumping Equipment	0	0	0	0	0	0	0	0	0	0	0	0	0	0
20	320.3	Water Treatment Equipment	0	0	0	0	0	0	0	0	0	0	0	0	0	0
21	339.3	Other Plant & Misc. Equipment	0	0	0	0	0	0	0	0	0	0	0	0	0	0
22		TRANSMISSION & DISTRIBUTION PLANT	0	0	0	0	0	0	0	0	0	0	0	0	0	0
23	303.4	Land & Land Rights	0	0	0	0	0	0	0	0	0	0	0	0	0	0
24	304.4	Structures & Improvements	0	0	0	0	0	0	0	0	0	0	0	0	0	0
25	311.4	Pumping Equipment	0	0	0	0	0	0	0	0	0	0	0	0	0	0
26	330.4	Distr. Reservoirs & Standpipes	0	0	0	0	0	0	0	0	0	0	0	0	0	0
27	331.4	Transm. & Distribution Mains	0	0	0	0	0	0	0	0	0	0	0	0	0	0
28	333.4	Services	0	0	0	0	0	0	0	0	0	0	0	0	0	0
29	334.4	Meters & Meter Installations	0	0	0	0	0	0	0	0	0	0	0	0	0	0
30	335.4	Hydrants	0	0	0	0	0	0	0	0	0	0	0	0	0	0
31	336.4	Backflow Prevention	0	0	0	0	0	0	0	0	0	0	0	0	0	0
32	339.4	Other Plant & Misc. Equipment	0	0	0	0	0	0	0	0	0	0	0	0	0	0
33		GENERAL PLANT	0	0	0	0	0	0	0	0	0	0	0	0	0	0
34	303.5	Land & Land Rights	0	0	0	0	0	0	0	0	0	0	0	0	0	0
35	304.5	Structures & Improvements	0	0	0	0	0	0	0	0	0	0	0	0	0	0
36	340.5	Office Furniture & Equipment	0	0	0	0	0	0	0	0	0	0	0	0	0	0
37	340.51	Computer Equipment	0	0	0	0	0	0	0	0	0	0	0	0	0	0
38	341.5	Transportation Equipment	0	0	0	0	0	0	0	0	0	0	0	0	0	0
39	342.5	Stores Equipment	0	0	0	0	0	0	0	0	0	0	0	0	0	0
40	343.5	Tools, Shop & Garage Equipment	0	0	0	0	0	0	0	0	0	0	0	0	0	0
41	344.5	Laboratory Equipment	0	0	0	0	0	0	0	0	0	0	0	0	0	0
42	345.5	Power Operated Equipment	0	0	0	0	0	0	0	0	0	0	0	0	0	0
43	346.5	Communication Equipment	0	0	0	0	0	0	0	0	0	0	0	0	0	0
44	347.5	Miscellaneous Equipment	0	0	0	0	0	0	0	0	0	0	0	0	0	0
45	348.5	Other Tangible Plant	0	0	0	0	0	0	0	0	0	0	0	0	0	0
46		TOTAL	0	0	0	0	0	0	0	0	0	0	0	0	0	0

4a

Schedule of Water Plant in Service By Primary Account
 Test Year Average balance
 Pomona Park
 Docket No. 060368-WS
 Test Year Ending 12/31/05
 Historical [X] Projected []

Florida Public Service Commission

Schedule: A-5
 Page: 2 of 5
 Preparer: Robert M. Griffin

Explanation: Provide the month ending Per Books balances for Water Plant in Service by primary account for each month of the Historical Test Year and the ending balance for the prior year.

Line No.	Acct No.	(1) Account Name	(2) Prior Year 12/31/04	(3) Jan	(4) Feb	(5) Mar	(6) Apr	(7) May	(8) Jun	(9) Jul	(10) Aug	(11) Sep	(12) Oct	(13) Nov	(14) Dec	(15) Average Balance
1		INTANGIBLE PLANT														
2	301.1	Organization	0	0	0	0	0	0	0	0	0	0	0	0	0	0
3	302.1	Franchises	0	0	0	0	0	0	0	0	0	0	0	0	0	0
4	339.1	Other Plant & Misc. Equipment	0	0	0	0	0	0	0	0	0	0	0	0	0	0
5		SOURCE OF SUPPLY & PUMPING PLANT														
6	303.2	Land & Land Rights	0	0	0	0	0	0	0	0	0	0	0	0	0	0
7	304.2	Structures & Improvements	0	0	0	0	0	0	0	0	0	0	0	0	0	0
8	305.2	Collect. & Impound Reservoirs	0	0	0	0	0	0	0	0	0	0	0	0	0	0
9	306.2	Lake, River & Other Intakes	0	0	0	0	0	0	0	0	0	0	0	0	0	0
10	307.2	Wells & Springs	0	0	0	0	0	0	0	0	0	0	0	0	0	0
11	308.2	Infiltration Galleries & Tunnels	0	0	0	0	0	0	0	0	0	0	0	0	0	0
12	309.2	Supply Mains	0	0	0	0	0	0	0	0	0	0	0	0	0	0
13	310.2	Power Generation Equipment	0	0	0	0	0	0	0	0	0	0	0	0	0	0
14	311.2	Pumping Equipment	0	0	0	0	0	0	0	0	0	0	0	0	0	0
15	339.2	Other Plant & Misc. Equipment	0	0	0	0	0	0	0	0	0	0	0	0	0	0
16		WATER TREATMENT PLANT														
17	303.3	Land & Land Rights	0	0	0	0	0	0	0	0	0	0	0	0	0	0
18	304.3	Structures & Improvements	0	0	0	0	0	0	0	0	0	0	0	0	0	0
19	311.3	Pumping Equipment	0	0	0	0	0	0	0	0	0	0	0	0	0	0
20	320.3	Water Treatment Equipment	0	0	0	0	0	0	0	0	0	0	0	0	0	0
21	339.3	Other Plant & Misc. Equipment	0	0	0	0	0	0	0	0	0	0	0	0	0	0
22		TRANSMISSION & DISTRIBUTION PLANT														
23	303.4	Land & Land Rights	0	0	0	0	0	0	0	0	0	0	0	0	0	0
24	304.4	Structures & Improvements	0	0	0	0	0	0	0	0	0	0	0	0	0	0
25	311.4	Pumping Equipment	0	0	0	0	0	0	0	0	0	0	0	0	0	0
26	330.4	Distr. Reservoirs & Standpipes	0	0	0	0	0	0	0	0	0	0	0	0	0	0
27	331.4	Transm. & Distribution Mains	0	0	0	0	0	0	0	0	0	0	0	0	0	0
28	333.4	Services	0	0	0	0	0	0	0	0	0	0	0	0	0	0
29	334.4	Meters & Meter Installations	0	0	0	0	0	0	0	0	0	0	0	0	0	0
30	335.4	Hydrants	0	0	0	0	0	0	0	0	0	0	0	0	0	0
31	336.4	Backflow Prevention	0	0	0	0	0	0	0	0	0	0	0	0	0	0
32	339.4	Other Plant & Misc. Equipment	0	0	0	0	0	0	0	0	0	0	0	0	0	0
33		GENERAL PLANT														
34	303.5	Land & Land Rights	0	0	0	0	0	0	0	0	0	0	0	0	0	0
35	304.5	Structures & Improvements	0	0	0	0	0	0	0	0	0	0	0	0	0	0
36	340.5	Office Furniture & Equipment	0	0	0	0	0	0	0	0	0	0	0	0	0	0
37	340.51	Computer Equipment	0	0	0	0	0	0	0	0	0	0	0	0	0	0
38	341.5	Transportation Equipment	0	0	0	0	0	0	0	0	0	0	0	0	0	0
39	342.5	Stores Equipment	0	0	0	0	0	0	0	0	0	0	0	0	0	0
40	343.5	Tools, Shop & Garage Equipment	0	0	0	0	0	0	0	0	0	0	0	0	0	0
41	344.5	Laboratory Equipment	0	0	0	0	0	0	0	0	0	0	0	0	0	0
42	345.5	Power Operated Equipment	0	0	0	0	0	0	0	0	0	0	0	0	0	0
43	346.5	Communication Equipment	0	0	0	0	0	0	0	0	0	0	0	0	0	0
44	347.5	Miscellaneous Equipment	0	0	0	0	0	0	0	0	0	0	0	0	0	0
45	348.5	Other Tangible Plant	0	0	0	0	0	0	0	0	0	0	0	0	0	0
46		TOTAL	0	0	0	0	0	0	0	0	0	0	0	0	0	0
47		Subtotal Land & Land Rights	0	0	0	0	0	0	0	0	0	0	0	0	0	0

Note: 2005 Per Book balances are zero since system's balances were aggregated at an Administrative Level pending the PSC Order regarding proper balances at 6/04 acquisition.

46

Schedule of Water Plant in Service By Primary Account- 2006						Florida Public Service Commission	
Monthly UPIS Balances per Books- 2006							
Pomona Park - Water						Schedule: A-5	
Docket No. 060368-WS						Page: 5 of 8	
Schedule Year Ended: 2006						Preparer: <name>	
Historic [] or Projected [x]							
101 6446 FWS Pomona Park - Water Explanation: Provide UPIS balances by account for the period beginning 12/31/05 through 12/31/06, and 13 month Average.							

Line No.	Acct No.	(1) AccountName	(2) Prior Year 12/31/05	(3) 01/31/06	(4) 02/28/06	(5) 03/31/06	(6) 04/30/06	(7) 05/31/06
1		INTANGIBLE PLANT						
2	301.1	Organization	0	0	0	0	0	0
3	302.1	Franchises	0	0	0	0	0	0
4	339.1	Other Plant & Misc. Equipment	0	0	0	0	0	0
5		SOURCE OF SUPPLY & PUMPING PLANT						
6	303.2	Land & Land Rights	0	0	0	0	0	7,229
7	304.2	Structures & Improvements	0	0	0	0	0	33,197
8	305.2	Collect. & Impound Reservoirs	0	0	0	0	0	0
9	306.2	Lake, River & Other Intakes	0	0	0	0	0	0
10	307.2	Wells & Springs	0	0	0	0	0	3,355
11	308.2	Infiltration Galleries & Tunnels	0	0	0	0	0	0
12	309.2	Supply Mains	0	0	0	0	0	687
13	310.2	Power Generation Equipment	0	0	0	0	0	45,098
14	311.2	Pumping Equipment	0	0	0	0	0	0
15	339.2	Other Plant & Misc. Equipment	0	0	0	0	0	0
16		WATER TREATMENT PLANT						
17	303.3	Land & Land Rights	0	0	0	0	0	0
18	304.3	Structures & Improvements	0	0	0	0	0	0
19	311.3	Pumping Equipment	0	0	0	0	0	9,960
20	320.3	Water Treatment Equipment	0	0	0	0	0	0
21	339.3	Other Plant & Misc. Equipment	0	0	0	0	0	6,797
22		TRANSMISSION & DISTRIBUTION PLANT						
23	303.4	Land & Land Rights	0	0	0	0	0	0
24	304.4	Structures & Improvements	0	0	0	0	0	0
25	311.4	Pumping Equipment	0	0	0	0	0	0
26	330.4	Dist. Reservoirs & Standpipes	0	0	0	0	0	56,809
27	331.4	Transm. & Distribution Mains	0	0	0	0	0	244,527
28	333.4	Services	0	0	0	0	0	7,414
29	334.4	Meters & Meter Installations	0	0	0	0	0	12,670
30	335.4	Hydrants	0	0	0	0	0	0
31	336.4	Backflow Prevention	0	0	0	0	0	0
32	339.4	Other Plant & Misc. Equipment	0	0	0	0	0	0
33		GENERAL PLANT						
34	303.5	Land & Land Rights	0	0	0	0	0	0
35	304.5	Structures & Improvements	0	0	0	0	0	0
36	340.5	Office Furniture & Equipment	0	0	0	0	0	0
37	340.51	Computer Equipment	0	0	0	0	0	0
38	341.5	Transportation Equipment	0	0	0	0	0	0
39	342.5	Stores Equipment	0	0	0	0	0	0
40	343.5	Tools, Shop & Garage Equipment	0	0	0	0	0	0
41	344.5	Laboratory Equipment	0	0	0	0	0	0
42	345.5	Power Operated Equipment	0	0	0	0	0	0
43	346.5	Communication Equipment	0	0	0	0	0	0
44	347.5	Miscellaneous Equipment	0	0	0	0	0	0
45	348.5	Other Tangible Plant	0	0	0	0	0	0
46		TOTAL	0	0	0	0	0	426,840

5

**Schedule of Water and Sewer Plant In Service
Annual Balances Subsequent to Last Established Rate Base**

Florida Public Service Commission

Pomona Park
Docket No. 060368-WS
Projected Test Year Ending 12/31/07

Schedule: A-4
Page: 2 of 2
Preparer: Robert M. Griffin

Explanation: Schedule A-4 continued

Line No.	(1) Description	(2) Water Year End Balance	(3) Sewer Year End Balance
The balances for this system begin June 30, 2004 in accordance with PSC Amendatory Order			
2000			
30	Additions		NA
31	Retirements		NA
32	Adjustments		NA
33	12/31/00 Balance		NA
2001			
34	Additions		NA
35	Retirements		NA
36	Adjustments		NA
37	12/31/01 Balance		NA
2002			
38	Additions		NA
39	Retirements		NA
40	Adjustments		NA
41	12/31/02 Balance		NA
2003			
42	Additions		NA
43	Retirements		NA
44	Adjustments		NA
45	06/30/04 Amend. Order Balance	421,726	NA
2004			
46	Additions	1,546	NA
47	Retirements	0	NA
48	Adjustments	0	NA
49	12/31/04 Balance	423,272	NA
2005			
50	Additions	3,569	NA
51	Retirements	(2,424)	NA
52	Adjustments	2,061	NA
53	12/31/05 Balance	426,478	NA
2006			
54	Additions	56,559	NA
55	Retirements	(7,163)	NA
56	Adjustments	5,196	NA
57	12/31/06 Balance	481,070	NA
2007			
58	Additions	18,000	NA
59	Retirements	(2,728)	NA
60	Adjustments	2,548	NA
61	12/31/07 Balance	498,889	NA

Supporting Schedules: A-5, A-6 (pp 2-5)

Schedule of Water Plant in Service By Primary Account- 2004
Amendatory Order Balances as of 6/30/04

Pomona Park - Water
Docket No. 060368-WS
Schedule Year Ended: 2004
Historic [X] or Projected []

Explanation: Provide UPIS balances by account for the period beginning 6/30/04 when the Florida Water Services properties were acquired by AQUA, Inc. The balances as of 6/30/04 should be from the PSC's Amendatory Order issued Feb 27, 2006.

Florida Public Service Commission

Schedule: A-5
Page: 5 of 8
Preparer: <name>

Line No.	Acct No.	(1) AccountName	(2) 06/30/04	(3) 07/31/04	(4) 08/31/04	(5) 09/30/04	(6) 10/31/04	(7) 11/30/04	(8) 12/31/04
1		INTANGIBLE PLANT	Lookup from Amend Order						
2	301.1	Organization	0	0	0	0	0	0	0
3	302.1	Franchises	0	0	0	0	0	0	0
4	339.1	Other Plant & Misc. Equipment	0	0	0	0	0	0	0
5		SOURCE OF SUPPLY & PUMPING PLANT	0						
6	303.2	Land & Land Rights	7,229	7,229	7,229	7,229	7,229	7,229	7,229
7	304.2	Structures & Improvements	33,197	33,197	33,197	33,197	33,197	33,197	33,197
8	305.2	Collect. & Impound Reservoirs	0	0	0	0	0	0	0
9	306.2	Lake, River & Other Intakes	0	0	0	0	0	0	0
10	307.2	Wells & Springs	3,355	3,355	3,355	3,355	3,355	3,355	3,355
11	308.2	Infiltration Galleries & Tunnels	0	0	0	0	0	0	0
12	309.2	Supply Mains	687	687	687	687	687	687	687
13	310.2	Power Generation Equipment	45,098	45,098	45,098	45,098	45,098	45,098	45,098
14	311.2	Pumping Equipment	7,659	7,659	7,659	7,659	7,659	7,659	7,659
15	339.2	Other Plant & Misc. Equipment	0	0	0	0	0	0	0
16		WATER TREATMENT PLANT							
17	303.3	Land & Land Rights	0	0	0	0	0	0	0
18	304.3	Structures & Improvements	0	0	0	0	0	0	0
19	311.3	Pumping Equipment	1,401	1,401	1,401	1,401	1,401	1,401	1,401
20	320.3	Water Treatment Equipment	0	0	0	0	0	0	0
21	339.3	Other Plant & Misc. Equipment	6,797	6,797	6,797	6,797	6,797	6,797	6,797
22		TRANSMISSION & DISTRIBUTION PLANT							
23	303.4	Land & Land Rights	0	0	0	0	0	0	0
24	304.4	Structures & Improvements	0	0	0	0	0	0	0
25	311.4	Pumping Equipment	0	0	0	0	0	0	0
26	330.4	Distr. Reservoirs & Standpipes	56,809	56,809	56,809	56,809	56,809	56,809	56,809
27	331.4	Transm. & Distribution Mains	239,413	239,413	239,413	239,413	239,413	239,413	239,413
28	333.4	Services	7,411	7,411	7,411	7,411	7,411	7,411	7,411
29	334.4	Meters & Meter Installations	12,670	12,670	12,670	12,670	12,670	12,670	12,670
30	335.4	Hydrants	0	0	0	0	0	0	0
31	336.4	Backflow Prevention	0	0	0	0	0	0	0
32	339.4	Other Plant & Misc. Equipment	0	0	0	0	0	0	0
33		GENERAL PLANT							
34	303.5	Land & Land Rights	0	0	0	0	0	0	0
35	304.5	Structures & Improvements	0	0	0	0	0	0	0
36	340.5	Office Furniture & Equipment	0	0	0	0	0	0	0
37	340.51	Computer Equipment	0	0	0	0	0	0	0
38	341.5	Transportation Equipment	0	0	0	0	0	0	0
39	342.5	Stores Equipment	0	0	0	0	0	0	0
40	343.5	Tools, Shop & Garage Equipment	0	0	0	0	0	0	0
41	344.5	Laboratory Equipment	0	0	0	0	0	0	0
42	345.5	Power Operated Equipment	0	0	0	0	0	0	0
43	346.5	Communication Equipment	0	0	0	0	0	0	0
44	347.5	Miscellaneous Equipment	0	0	0	0	0	0	0
45	348.5	Other Tangible Plant	0	0	0	0	0	0	0
46		TOTAL	421,726	421,726	421,726	421,726	421,726	421,726	421,726

Schedule of Water Plant in Service By Primary Account- 2004
 CWIP to Plant -July through December 2004

=input field

Florida Public Service Commission

Pomona Park - Water
 Docket No. 060368-WS
 Schedule Year Ended: 2004
 Historic [x] or Projected []

Explanation: Provide 2004 amounts for projects that were physically placed
 in service after acquisition 6/30/04.

Schedule: A-5
 Page: 6 of 8
 Preparer: <name>

Line No.	Acct No.	(1) AccountName	(2)	(3) Jul	(4) Aug	(5) Sep	(6) Oct	(7) Nov	(8) Dec
1		INTANGIBLE PLANT							
2	301.1	Organization							
3	302.1	Franchises							
4	339.1	Other Plant & Misc. Equipment							
5		SOURCE OF SUPPLY & PUMPING PLANT							
6	303.2	Land & Land Rights							
7	304.2	Structures & Improvements							
8	305.2	Collect. & Impound Reservoirs							
9	306.2	Lake, River & Other Intakes							
10	307.2	Wells & Springs							
11	308.2	Infiltration Galleries & Tunnels							
12	309.2	Supply Mains							
13	310.2	Power Generation Equipment							
14	311.2	Pumping Equipment							
15	339.2	Other Plant & Misc. Equipment							
16		WATER TREATMENT PLANT							
17	303.3	Land & Land Rights							
18	304.3	Structures & Improvements							
19	311.3	Pumping Equipment							
20	320.3	Water Treatment Equipment							
21	339.3	Other Plant & Misc. Equipment							
22		TRANSMISSION & DISTRIBUTION PLANT							
23	303.4	Land & Land Rights							
24	304.4	Structures & Improvements							
25	311.4	Pumping Equipment							
26	330.4	Distr. Reservoirs & Standpipes							
27	331.4	Transm. & Distribution Mains							
28	333.4	Services							
29	334.4	Meters & Meter Installations							
30	335.4	Hydrants							
31	336.4	Backflow Prevention							
32	339.4	Other Plant & Misc. Equipment							
33		GENERAL PLANT							
34	303.5	Land & Land Rights							
35	304.5	Structures & Improvements							
36	340.5	Office Furniture & Equipment							
37	340.51	Computer Equipment							
38	341.5	Transportation Equipment							
39	342.5	Stores Equipment							
40	343.5	Tools, Shop & Garage Equipment							
41	344.5	Laboratory Equipment							
42	345.5	Power Operated Equipment							
43	346.5	Communication Equipment							
44	347.5	Miscellaneous Equipment							
45	348.5	Other Tangible Plant							
46		TOTAL		0	0	0	0	0	1,546

1,546 CWIP @ acquisition

1,546

Schedule of Water Plant in Service By Primary Account- 2004										Florida Public Service Commission	
Retirements-July through December 2004											
Pomona Park - Water Docket No. 060368-WS Schedule Year Ended: 2004 Historic [x] or Projected []										Schedule: A-5 Page: 7 of 8 Preparer: <name>	
Explanation: Provide Retirements that were physically made after the date of Acquisition 6/30/04.											
Line No.	Acct No.	(1) AccountName	(2)	(3) Jul	(4) Aug	(5) Sep	(6) Oct	(7) Nov	(8) Dec		
1		INTANGIBLE PLANT									
2	301.1	Organization									
3	302.1	Franchises									
4	339.1	Other Plant & Misc. Equipment									
5		SOURCE OF SUPPLY & PUMPING PLANT									
6	303.2	Land & Land Rights									
7	304.2	Structures & Improvements									
8	305.2	Collect. & Impound Reservoirs									
9	306.2	Lake, River & Other Intakes									
10	307.2	Wells & Springs									
11	308.2	Infiltration Galleries & Tunnels									
12	309.2	Supply Mains									
13	310.2	Power Generation Equipment									
14	311.2	Pumping Equipment									
15	339.2	Other Plant & Misc. Equipment									
16		WATER TREATMENT PLANT									
17	303.3	Land & Land Rights									
18	304.3	Structures & Improvements									
19	311.3	Pumping Equipment									
20	320.3	Water Treatment Equipment									
21	339.3	Other Plant & Misc. Equipment									
22		TRANSMISSION & DISTRIBUTION PLANT									
23	303.4	Land & Land Rights									
24	304.4	Structures & Improvements									
25	311.4	Pumping Equipment									
26	330.4	Distr. Reservoirs & Standpipes									
27	331.4	Transm. & Distribution Mains									
28	333.4	Services									
29	334.4	Meters & Meter Installations									
30	335.4	Hydrants									
31	336.4	Backflow Prevention									
32	339.4	Other Plant & Misc. Equipment									
33		GENERAL PLANT									
34	303.5	Land & Land Rights									
35	304.5	Structures & Improvements									
36	340.5	Office Furniture & Equipment									
37	340.51	Computer Equipment									
38	341.5	Transportation Equipment									
39	342.5	Stores Equipment									
40	343.5	Tools, Shop & Garage Equipment									
41	344.5	Laboratory Equipment									
42	345.5	Power Operated Equipment									
43	346.5	Communication Equipment									
44	347.5	Miscellaneous Equipment									
45	348.5	Other Tangible Plant									
42		TOTAL		0	0	0	0	0	0	0	0

Schedule of Water Plant in Service By Primary Account- 2004
Adjustments to UPIS-July through December 2004

=input field

Pomona Park - Water
Docket No. 060368-WS
Schedule Year Ended: 2004
Historic [x] or Projected []

Explanation: Provide Adjustments to UPIS Amendatory Order balances other than changes resulting from CWIP closed to Plan or Retirements for 2004 since the date of Acquisition 6/30/04.

Florida Public Service Commission

Schedule: A-5
Page: 8 of 8
Preparer: <name>

Line No.	Acct No.	(1) AccountName	(2)	(3)	(4)	(5)	(6)	(7)	(8)
			Jul	Aug	Sep	Oct	Nov	Dec	
1		INTANGIBLE PLANT							
2	301.1	Organization							
3	302.1	Franchises							
4	339.1	Other Plant & Misc. Equipment							
5		SOURCE OF SUPPLY & PUMPING PLANT							
6	303.2	Land & Land Rights							
7	304.2	Structures & Improvements							
8	305.2	Collect. & Impound Reservoirs							
9	306.2	Lake, River & Other Intakes							
10	307.2	Wells & Springs							
11	308.2	Infiltration Galleries & Tunnels							
12	309.2	Supply Mains							
13	310.2	Power Generation Equipment							
14	311.2	Pumping Equipment							
15	339.2	Other Plant & Misc. Equipment							
16		WATER TREATMENT PLANT							
17	303.3	Land & Land Rights							
18	304.3	Structures & Improvements							
19	311.3	Pumping Equipment							
20	320.3	Water Treatment Equipment							
21	339.3	Other Plant & Misc. Equipment							
22		TRANSMISSION & DISTRIBUTION PLANT							
23	303.4	Land & Land Rights							
24	304.4	Structures & Improvements							
25	311.4	Pumping Equipment							
26	330.4	Distr. Reservoirs & Standpipes							
27	331.4	Transm. & Distribution Mains							
28	333.4	Services							
29	334.4	Meters & Meter Installations							
30	335.4	Hydrants							
31	336.4	Backflow Prevention							
32	339.4	Other Plant & Misc. Equipment							
33		GENERAL PLANT							
34	303.5	Land & Land Rights							
35	304.5	Structures & Improvements							
36	340.5	Office Furniture & Equipment							
37	340.51	Computer Equipment							
38	341.5	Transportation Equipment							
39	342.5	Stores Equipment							
40	343.5	Tools, Shop & Garage Equipment							
41	344.5	Laboratory Equipment							
42	345.5	Power Operated Equipment							
43	346.5	Communication Equipment							
44	347.5	Miscellaneous Equipment							
45	348.5	Other Tangible Plant							
46		TOTAL	0	0	0	0	0	0	0

01

Schedule of Water Plant in Service By Primary Account- 2004
Adjusted UPIS Balances- June through December 2004

Florida Public Service Commission

Pomona Park - Water
Docket No. 060368-WS
Schedule Year Ended: 2004
Historic [x] or Projected []

Explanation: Provide Adjusted UPIS balances by account for the period beginning 6/30/04 when the Florida Water Services properties were acquired by AQUA, Inc. through the year ended 12/31/04. While 2005 is the historical test year, balances back to 6/30/04 are needed since adjustments to book balances are made beginning that date.

Schedule: A-5
Page: 4 of 8
Preparer: <name>

Line No.	Acct No.	(1) AccountName	(2)	(3)	(4)	(5)	(6)	(7)	(8)
			06/30/04	07/31/04	08/31/04	09/30/04	10/31/04	11/30/04	12/31/04
1		INTANGIBLE PLANT							
2	301.1	Organization	0	0	0	0	0	0	0
3	302.1	Franchises	0	0	0	0	0	0	0
4	339.1	Other Plant & Misc. Equipment	0	0	0	0	0	0	0
5		SOURCE OF SUPPLY & PUMPING PLANT							
6	303.2	Land & Land Rights	7,229	7,229	7,229	7,229	7,229	7,229	7,229
7	304.2	Structures & Improvements	33,197	33,197	33,197	33,197	33,197	33,197	33,197
8	305.2	Collect. & Impound Reservoirs	0	0	0	0	0	0	0
9	306.2	Lake, River & Other Intakes	0	0	0	0	0	0	0
10	307.2	Wells & Springs	3,355	3,355	3,355	3,355	3,355	3,355	3,355
11	308.2	Infiltration Galleries & Tunnels	0	0	0	0	0	0	0
12	309.2	Supply Mains	687	687	687	687	687	687	687
13	310.2	Power Generation Equipment	45,098	45,098	45,098	45,098	45,098	45,098	45,098
14	311.2	Pumping Equipment	7,659	7,659	7,659	7,659	7,659	7,659	7,659
15	339.2	Other Plant & Misc. Equipment	0	0	0	0	0	0	0
16		WATER TREATMENT PLANT							
17	303.3	Land & Land Rights	0	0	0	0	0	0	0
18	304.3	Structures & Improvements	0	0	0	0	0	0	0
19	311.3	Pumping Equipment	1,401	1,401	1,401	1,401	1,401	1,401	1,401
20	320.3	Water Treatment Equipment	0	0	0	0	0	0	0
21	339.3	Other Plant & Misc. Equipment	6,797	6,797	6,797	6,797	6,797	6,797	6,797
22		TRANSMISSION & DISTRIBUTION PLANT							
23	303.4	Land & Land Rights	0	0	0	0	0	0	0
24	304.4	Structures & Improvements	0	0	0	0	0	0	0
25	311.4	Pumping Equipment	0	0	0	0	0	0	0
26	330.4	Distr. Reservoirs & Standpipes	56,809	56,809	56,809	56,809	56,809	56,809	56,809
27	331.4	Transm. & Distribution Mains	239,413	239,413	239,413	239,413	239,413	239,413	240,959
28	333.4	Services	7,411	7,411	7,411	7,411	7,411	7,411	7,411
29	334.4	Meters & Meter Installations	12,670	12,670	12,670	12,670	12,670	12,670	12,670
30	335.4	Hydrants	0	0	0	0	0	0	0
31	336.4	Backflow Prevention	0	0	0	0	0	0	0
32	339.4	Other Plant & Misc. Equipment	0	0	0	0	0	0	0
33		GENERAL PLANT							
34	303.5	Land & Land Rights	0	0	0	0	0	0	0
35	304.5	Structures & Improvements	0	0	0	0	0	0	0
36	340.5	Office Furniture & Equipment	0	0	0	0	0	0	0
37	340.51	Computer Equipment	0	0	0	0	0	0	0
38	341.5	Transportation Equipment	0	0	0	0	0	0	0
39	342.5	Stores Equipment	0	0	0	0	0	0	0
40	343.5	Tools, Shop & Garage Equipment	0	0	0	0	0	0	0
41	344.5	Laboratory Equipment	0	0	0	0	0	0	0
42	345.5	Power Operated Equipment	0	0	0	0	0	0	0
43	346.5	Communication Equipment	0	0	0	0	0	0	0
44	347.5	Miscellaneous Equipment	0	0	0	0	0	0	0
45	348.5	Other Tangible Plant	0	0	0	0	0	0	0
46		TOTAL	421,726	421,726	421,726	421,726	421,726	421,726	423,272


Schedule of Water Plant in Service By Primary Account- 2005 CWIP to Plant -Jan through December 2005		FWS Properties										Florida Public Service Commission				
Pomona Park - Water Docket No. 060368-WS Schedule Year Ended: 2005 Historic [x] or Projected []		[] =input field										Schedule: A-5 Page: 6 of 8 Preparer: <name>				
Explanation: Provide amounts for projects that were physically placed in service during 2005.		(1)	(2)	(3)	(4)	(5)	(6)	(7)	(8)	(9)	(10)	(11)	(12)	(13)	(14)	(15) 2005 Total
Line No.	Acct No.	AccountName	Jan	Feb	Mar	Apr	May	Jun	Jul	Aug	Sep	Oct	Nov	Dec	Total	
1		INTANGIBLE PLANT													0	
2	301.1	Organization													0	
3	302.1	Franchises													0	
4	339.1	Other Plant & Misc. Equipment													0	
5		SOURCE OF SUPPLY & PUMPING PLANT														
6	303.2	Land & Land Rights													0	
7	304.2	Structures & Improvements													0	
8	305.2	Collect. & Impound Reservoirs													0	
9	306.2	Lake, River & Other Intakes													0	
10	307.2	Wells & Springs													0	
11	308.2	Infiltration Galleries & Tunnels													0	
12	309.2	Supply Mains													0	
13	310.2	Power Generation Equipment													0	
14	311.2	Pumping Equipment													0	
15	339.2	Other Plant & Misc. Equipment													0	
16		WATER TREATMENT PLANT														
17	303.3	Land & Land Rights													0	
18	304.3	Structures & Improvements													0	
19	311.3	Pumping Equipment													0	
20	320.3	Water Treatment Equipment													0	
21	339.3	Other Plant & Misc. Equipment													0	
22		TRANSMISSION & DISTRIBUTION PLANT														
23	303.4	Land & Land Rights													0	
24	304.4	Structures & Improvements													0	
25	311.4	Pumping Equipment													0	
26	330.4	Distr. Reservoirs & Standpipes													0	
27	331.4	Transm. & Distribution Mains								1,755				1,814	3,569	
28	333.4	Services													0	
29	334.4	Meters & Meter Installations													0	
30	335.4	Hydrants													0	
31	336.4	Backflow Prevention													0	
32	339.4	Other Plant & Misc. Equipment													0	
33		GENERAL PLANT														
34	303.5	Land & Land Rights													0	
35	304.5	Structures & Improvements													0	
36	340.5	Office Furniture & Equipment													0	
37	340.51	Computer Equipment													0	
38	341.5	Transportation Equipment													0	
39	342.5	Stores Equipment													0	
40	343.5	Tools, Shop & Garage Equipment													0	
41	344.5	Laboratory Equipment													0	
42	345.5	Power Operated Equipment													0	
43	346.5	Communication Equipment													0	
44	347.5	Miscellaneous Equipment													0	
45	348.5	Other Intangible Plant													0	
46	TOTAL		0	0	0	0	0	0	0	1,755	0	0	0	1,814	3,569	

12

Schedule of Water Plant in Service By Primary Account- 2005		FWS Properties										Florida Public Service Commission				
Retirements-January through December 2005												Schedule: A-5				
Pomona Park - Water												Page: 7 of 8				
Docket No. 060368-WS		Explanation: Provide Retirements that were physically made during 2005.										Preparer: <name>				
Schedule Year Ended: 2005																
Historic [x] or Projected []																
Line No.	Acct No.	(1) AccountName	(2)	(3) Jan	(4) Feb	(5) Mar	(6) Apr	(7) May	(8) Jun	(9) Jul	(10) Aug	(11) Sep	(12) Oct	(13) Nov	(14) Dec	(15) 2005 Total
1		INTANGIBLE PLANT														0
2	301.1	Organization														0
3	302.1	Franchises														0
4	339.1	Other Plant & Misc. Equipment														0
5		SOURCE OF SUPPLY & PUMPING PLANT														0
6	303.2	Land & Land Rights														0
7	304.2	Structures & Improvements														0
8	305.2	Collect. & Impound Reservoirs														0
9	306.2	Lake, River & Other Intakes														0
10	307.2	Wells & Springs														0
11	308.2	Infiltration Galleries & Tunnels														0
12	309.2	Supply Mains														0
13	310.2	Power Generation Equipment														0
14	311.2	Pumping Equipment														0
15	339.2	Other Plant & Misc. Equipment														0
16		WATER TREATMENT PLANT														0
17	303.3	Land & Land Rights														0
18	304.3	Structures & Improvements														0
19	311.3	Pumping Equipment														0
20	320.3	Water Treatment Equipment														0
21	339.3	Other Plant & Misc. Equipment														0
22		TRANSMISSION & DISTRIBUTION PLANT														0
23	303.4	Land & Land Rights														0
24	304.4	Structures & Improvements														0
25	311.4	Pumping Equipment														0
26	330.4	Distr. Reservoirs & Standpipes														0
27	331.4	Transm. & Distribution Mains								(1,192)				(1,232)	(2,424)	
28	333.4	Services														0
29	334.4	Meters & Meter Installations														0
30	335.4	Hydrants														0
31	336.4	Backflow Prevention														0
32	339.4	Other Plant & Misc. Equipment														0
33		GENERAL PLANT														0
34	303.5	Land & Land Rights														0
35	304.5	Structures & Improvements														0
36	340.5	Office Furniture & Equipment														0
37	340.51	Computer Equipment														0
38	341.5	Transportation Equipment														0
39	342.5	Stores Equipment														0
40	343.5	Tools, Shop & Garage Equipment														0
41	344.5	Laboratory Equipment														0
42	345.5	Power Operated Equipment														0
43	346.5	Communication Equipment														0
44	347.5	Miscellaneous Equipment														0
45	348.5	Other Tangible Plant														0
46		TOTAL		0	0	0	0	0	0	(1,192)	0	0	0	0	(1,232)	(2,424)

13

Schedule of Water Plant in Service By Primary Account- 2005 Adjustments to UPIS-January through December 2005													Florida Public Service Commission			
Pomona Park - Water Docket No. 060368-WS Schedule Year Ended: 2005 Historic [x] or Projected []													Schedule: Page: Preparer:		A-5 8 of 8 <name>	
Explanation: Provide Adjustments to UPIS Amendatory Order balances other than changes resulting from CWIP closed to Plan or Retirements for 2005																
Line No.	Acct No.	(1) AccountName	(2)	(3) Jan	(4) Feb	(5) Mar	(6) Apr	(7) May	(8) Jun	(9) Jul	(10) Aug	(11) Sep	(12) Oct	(13) Nov	(14) Dec	(15) 2005 Total
1		INTANGIBLE PLANT														0
2	301.1	Organization														0
3	302.1	Franchises														0
4	339.1	Other Plant & Misc. Equipment														0
5		SOURCE OF SUPPLY & PUMPING PLANT														0
6	303.2	Land & Land Rights														0
7	304.2	Structures & Improvements														0
8	305.2	Collect. & Impound Reservoirs														0
9	306.2	Lake, River & Other Intakes														0
10	307.2	Wells & Springs														0
11	308.2	Infiltration Galleries & Tunnels														0
12	309.2	Supply Mains														0
13	310.2	Power Generation Equipment														0
14	311.2	Pumping Equipment														0
15	339.2	Other Plant & Misc. Equipment														0
16		WATER TREATMENT PLANT														0
17	303.3	Land & Land Rights														0
18	304.3	Structures & Improvements														0
19	311.3	Pumping Equipment														0
20	320.3	Water Treatment Equipment														0
21	339.3	Other Plant & Misc. Equipment														0
22		TRANSMISSION & DISTRIBUTION PLANT														0
23	303.4	Land & Land Rights														0
24	304.4	Structures & Improvements														0
25	311.4	Pumping Equipment														0
26	330.4	Distr. Reservoirs & Standpipes														0
27	331.4	Transm. & Distribution Mains														0
28	333.4	Services														0
29	334.4	Meters & Meter Installations														0
30	335.4	Hydrants														0
31	336.4	Backflow Prevention														0
32	339.4	Other Plant & Misc. Equipment														0
33		GENERAL PLANT														0
34	303.5	Land & Land Rights														0
35	304.5	Structures & Improvements														0
36	340.5	Office Furniture & Equipment														0
37	340.51	Computer Equipment														0
38	341.5	Transportation Equipment														0
39	342.5	Stores Equipment														0
40	343.5	Tools, Shop & Garage Equipment														0
41	344.5	Laboratory Equipment														0
42	345.5	Power Operated Equipment														0
43	346.5	Communication Equipment														0
44	347.5	Miscellaneous Equipment														0
45	348.5	Other Tangible Plant														0
46		TOTAL		0	0	0	0	0	0	0	0	0	0	0	0	0



41

Schedule of Water Plant in Service By Primary Account- 2005 Adjusted UPIS Balances- December 2004 through December 2005													Florida Public Service Commission			
Pomona Park - Water Docket No. 060368-WS Schedule Year Ended: 2005 Historic [x] or Projected []													Schedule: Page: Preparer:	A-5 4 of 8 <name>		
Explanation: Provide Adjusted UPIS balances by account for the period beginning 12/31/04 through the year ended 12/31/05, and 13 month average																
Line No.	Acct No.	(1) AccountName	(2) 12/31/04	(3) 01/31/05	(4) 02/28/05	(5) 03/31/05	(6) 04/30/05	(7) 05/31/05	(8) 06/30/05	(9) 07/31/05	(10) 08/31/05	(11) 09/30/05	(12) 10/31/05	(13) 11/30/05	(14) 12/31/05	(15) Average Balance
1		INTANGIBLE PLANT														
2	301.1	Organization	0	0	0	0	0	0	0	0	0	0	0	0	0	0
3	302.1	Franchises	0	0	0	0	0	0	0	0	0	0	0	0	0	0
4	339.1	Other Plant & Misc. Equipment	0	0	0	0	0	0	0	0	0	0	0	0	0	0
5		SOURCE OF SUPPLY & PUMPING PLANT														
6	303.2	Land & Land Rights	7,229	7,229	7,229	7,229	7,229	7,229	7,229	7,229	7,229	7,229	7,229	7,229	7,229	7,229
7	304.2	Structures & Improvements	33,197	33,197	33,197	33,197	33,197	33,197	33,197	33,197	33,197	33,197	33,197	33,197	33,197	33,197
8	305.2	Collect. & Impound Reservoirs	0	0	0	0	0	0	0	0	0	0	0	0	0	0
9	306.2	Lake, River & Other Intakes	0	0	0	0	0	0	0	0	0	0	0	0	0	0
10	307.2	Wells & Springs	3,355	3,355	3,355	3,355	3,355	3,355	3,355	3,355	3,355	3,355	3,355	3,355	3,355	3,355
11	308.2	Infiltration Galleries & Tunnels	0	0	0	0	0	0	0	0	0	0	0	0	0	0
12	309.2	Supply Mains	687	687	687	687	687	687	687	687	687	687	687	687	687	687
13	310.2	Power Generation Equipment	45,098	45,098	45,098	45,098	45,098	45,098	45,098	45,098	45,098	45,098	45,098	45,098	45,098	45,098
14	311.2	Pumping Equipment	7,659	7,659	7,659	7,659	7,659	7,659	7,659	7,659	7,659	7,659	7,659	7,659	7,659	7,659
15	339.2	Other Plant & Misc. Equipment	0	0	0	0	0	0	0	0	0	0	0	0	0	0
16		WATER TREATMENT PLANT														
17	303.3	Land & Land Rights	0	0	0	0	0	0	0	0	0	0	0	0	0	0
18	304.3	Structures & Improvements	0	0	0	0	0	0	0	0	0	0	0	0	0	0
19	311.3	Pumping Equipment	1,401	1,401	1,401	1,401	1,401	1,401	1,401	1,401	1,401	1,401	1,401	1,401	1,401	1,401
20	320.3	Water Treatment Equipment	0	0	0	0	0	0	0	0	0	0	0	0	0	0
21	339.3	Other Plant & Misc. Equipment	6,797	6,797	6,797	6,797	6,797	6,797	6,797	6,797	6,797	6,797	6,797	6,797	6,797	6,797
22		TRANSMISSION & DISTRIBUTION PLANT														
23	303.4	Land & Land Rights	0	0	0	0	0	0	0	0	0	0	0	0	0	0
24	304.4	Structures & Improvements	0	0	0	0	0	0	0	0	0	0	0	0	0	0
25	311.4	Pumping Equipment	0	0	0	0	0	0	0	0	0	0	0	0	0	0
26	330.4	Distr. Reservoirs & Standpipes	56,809	56,809	56,809	56,809	56,809	56,809	56,809	56,809	56,809	56,809	56,809	56,809	56,809	56,809
27	331.4	Transm. & Distribution Mains	240,959	240,959	240,959	240,959	240,959	240,959	240,959	241,522	241,522	241,522	241,522	241,522	242,104	241,264
28	333.4	Services	7,411	7,411	7,411	7,411	7,411	7,411	7,411	7,411	7,411	7,411	7,411	7,411	7,411	7,411
29	334.4	Meters & Meter Installations	12,670	12,670	12,670	12,670	12,670	12,670	12,670	12,670	12,670	12,670	12,670	12,670	12,670	12,670
30	335.4	Hydrants	0	0	0	0	0	0	0	0	0	0	0	0	0	0
31	336.4	Backflow Prevention	0	0	0	0	0	0	0	0	0	0	0	0	0	0
32	339.4	Other Plant & Misc. Equipment	0	0	0	0	0	0	0	0	0	0	0	0	0	0
33		GENERAL PLANT														
34	303.5	Land & Land Rights	0	0	0	0	0	0	0	0	0	0	0	0	0	0
35	304.5	Structures & Improvements	0	0	0	0	0	0	0	0	0	0	0	0	0	0
36	340.5	Office Furniture & Equipment	0	0	0	0	0	0	0	0	0	0	0	0	0	0
37	340.51	Computer Equipment	0	0	0	0	0	0	0	0	0	0	0	0	0	0
38	341.5	Transportation Equipment	0	0	0	0	0	0	0	0	0	0	0	0	0	0
39	342.5	Stores Equipment	0	0	0	0	0	0	0	0	0	0	0	0	0	0
40	343.5	Tools, Shop & Garage Equipment	0	0	0	0	0	0	0	0	0	0	0	0	0	0
41	344.5	Laboratory Equipment	0	0	0	0	0	0	0	0	0	0	0	0	0	0
42	345.5	Power Operated Equipment	0	0	0	0	0	0	0	0	0	0	0	0	0	0
43	346.5	Communication Equipment	0	0	0	0	0	0	0	0	0	0	0	0	0	0
44	347.5	Miscellaneous Equipment	0	0	0	0	0	0	0	0	0	0	0	0	0	0
45	348.5	Other Tangible Plant	0	0	0	0	0	0	0	0	0	0	0	0	0	0
46		TOTAL	423,272	423,272	423,272	423,272	423,272	423,272	423,272	423,835	423,835	423,835	423,835	423,835	424,417	423,577

152

Schedule of Water Plant in Service By Primary Account

Test Year Average balance

Pomona Park

Docket No. 060368-WS

Test Year Ending 12/31/05

Historical [X] Projected []

Florida Public Service Commission

Schedule: A-5

Page: 3 of 5

Preparer: Robert M. Griffin

Explanation: Provide the month ending Adjusted balances for Water Plant in Service by primary account for each month of the Historical Test Year and the ending balance for the prior year.

Line No.	Acct No.	(1) Account Name	(2) Prior Year 12/31/04	(3) Jan	(4) Feb	(5) Mar	(6) Apr	(7) May	(8) Jun	(9) Jul	(10) Aug	(11) Sep	(12) Oct	(13) Nov	(14) Dec	(15) Average Balance
1		INTANGIBLE PLANT														
2	301.1	Organization	0	0	0	0	0	0	0	0	0	0	0	0	0	0
3	302.1	Franchises	0	0	0	0	0	0	0	0	0	0	0	0	0	0
4	339.1	Other Plant & Misc. Equipment	0	0	0	0	0	0	0	0	0	0	0	0	0	0
5		SOURCE OF SUPPLY & PUMPING PLANT														
6	303.2	Land & Land Rights	7,229	7,229	7,229	7,229	7,229	7,229	7,229	7,229	7,229	7,229	7,229	7,229	7,229	7,229
7	304.2	Structures & Improvements	33,197	33,197	33,197	33,197	33,197	33,197	33,197	33,197	33,197	33,197	33,197	33,197	33,197	33,197
8	305.2	Collect. & Impound Reservoirs	0	0	0	0	0	0	0	0	0	0	0	0	0	0
9	306.2	Lake, River & Other Intakes	0	0	0	0	0	0	0	0	0	0	0	0	0	0
10	307.2	Wells & Springs	3,355	3,355	3,355	3,355	3,355	3,355	3,355	3,355	3,355	3,355	3,355	3,355	3,355	3,355
11	308.2	Infiltration Galleries & Tunnels	0	0	0	0	0	0	0	0	0	0	0	0	0	0
12	309.2	Supply Mains	687	687	687	687	687	687	687	687	687	687	687	687	687	687
13	310.2	Power Generation Equipment	45,098	45,098	45,098	45,098	45,098	45,098	45,098	45,098	45,098	45,098	45,098	45,098	45,098	45,098
14	311.2	Pumping Equipment	7,659	7,659	7,659	7,659	7,659	7,659	7,659	7,659	7,659	7,659	7,659	7,659	7,659	7,659
15	339.2	Other Plant & Misc. Equipment	0	0	0	0	0	0	0	0	0	0	0	0	0	0
16		WATER TREATMENT PLANT														
17	303.3	Land & Land Rights	0	0	0	0	0	0	0	0	0	0	0	0	0	0
18	304.3	Structures & Improvements	0	0	0	0	0	0	0	0	0	0	0	0	0	0
19	311.3	Pumping Equipment	1,401	1,401	1,401	1,401	1,401	1,401	1,401	1,401	1,401	1,401	1,401	1,401	1,401	1,401
20	320.3	Water Treatment Equipment	0	0	0	0	0	0	0	0	0	0	0	0	0	0
21	339.3	Other Plant & Misc. Equipment	6,797	6,797	6,797	6,797	6,797	6,797	6,797	6,797	6,797	6,797	6,797	6,797	6,797	6,797
22		TRANSMISSION & DISTRIBUTION PLANT														
23	303.4	Land & Land Rights	0	0	0	0	0	0	0	0	0	0	0	0	0	0
24	304.4	Structures & Improvements	0	0	0	0	0	0	0	0	0	0	0	0	0	0
25	311.4	Pumping Equipment	0	0	0	0	0	0	0	0	0	0	0	0	0	0
26	330.4	Distr. Reservoirs & Standpipes	56,809	56,809	56,809	56,809	56,809	56,809	56,809	56,809	56,809	56,809	56,809	56,809	56,809	56,809
27	331.4	Transm. & Distribution Mains	240,959	240,959	240,959	240,959	240,959	240,959	240,959	241,522	241,522	241,522	241,522	241,522	242,104	241,264
28	333.4	Services	7,411	7,411	7,411	7,411	7,411	7,411	7,411	7,411	7,411	7,411	7,411	7,411	7,411	7,411
29	334.4	Meters & Meter Installations	12,670	12,670	12,670	12,670	12,670	12,670	12,670	12,670	12,670	12,670	12,670	12,670	12,670	12,670
30	335.4	Hydrants	0	0	0	0	0	0	0	0	0	0	0	0	0	0
31	336.4	Backflow Prevention	0	0	0	0	0	0	0	0	0	0	0	0	0	0
32	339.4	Other Plant & Misc. Equipment	0	0	0	0	0	0	0	0	0	0	0	0	0	0
33		GENERAL PLANT														
34	303.5	Land & Land Rights	0	0	0	0	0	0	0	0	0	0	0	0	0	0
35	304.5	Structures & Improvements	0	0	0	0	0	0	0	0	0	0	0	0	0	0
36	340.5	Office Furniture & Equipment	0	0	0	0	0	0	0	0	0	0	0	0	0	0
37	340.51	Computer Equipment	0	0	0	0	0	0	0	0	0	193	1,268	1,602	2,061	394
38	341.5	Transportation Equipment	0	0	0	0	0	0	0	0	0	0	0	0	0	0
39	342.5	Stores Equipment	0	0	0	0	0	0	0	0	0	0	0	0	0	0
40	343.5	Tools, Shop & Garage Equipment	0	0	0	0	0	0	0	0	0	0	0	0	0	0
41	344.5	Laboratory Equipment	0	0	0	0	0	0	0	0	0	0	0	0	0	0
42	345.5	Power Operated Equipment	0	0	0	0	0	0	0	0	0	0	0	0	0	0
43	346.5	Communication Equipment	0	0	0	0	0	0	0	0	0	0	0	0	0	0
44	347.5	Miscellaneous Equipment	0	0	0	0	0	0	0	0	0	0	0	0	0	0
45	348.5	Other Tangible Plant	0	0	0	0	0	0	0	0	0	0	0	0	0	0
46		TOTAL	423,272	423,272	423,272	423,272	423,272	423,272	423,272	423,835	423,835	424,028	425,103	425,437	426,478	423,971
47		Subtotal Land & Land Rights	7,229	7,229	7,229	7,229	7,229	7,229	7,229	7,229	7,229	7,229	7,229	7,229	7,229	7,229

156
96

Schedule of Water Plant in Service By Primary Account- 2006 CWIP to Plant -Jan through December 2006													Florida Public Service Commission			
Pomona Park - Water Docket No. 060368-WS Schedule Year Ended: 2006 Historic [] or Projected [x]													Schedule: A-5 Page: 6 of 8 Preparer: <name>			
Explanation: Provide amounts by month for projects that were physically placed in service during 2006.																
Line No.	Acct No.	(1) AccountName	(2)	(3) Jan	(4) Feb	(5) Mar	(6) Apr	(7) May	(8) Jun	(9) Jul	(10) Aug	(11) Sep	(12) Oct	(13) Nov	(14) Dec	(15) 2006 Total
1		INTANGIBLE PLANT														0
2	301.1	Organization														0
3	302.1	Franchises														0
4	339.1	Other Plant & Misc. Equipment														0
5		SOURCE OF SUPPLY & PUMPING PLANT														0
6	303.2	Land & Land Rights														0
7	304.2	Structures & Improvements													3,000	3,000
8	305.2	Collect. & Impound Reservoirs														0
9	306.2	Lake, River & Other Intakes														0
10	307.2	Wells & Springs														0
11	308.2	Infiltration Galleries & Tunnels														0
12	309.2	Supply Mains														0
13	310.2	Power Generation Equipment														0
14	311.2	Pumping Equipment														0
15	339.2	Other Plant & Misc. Equipment														0
16		WATER TREATMENT PLANT														0
17	303.3	Land & Land Rights														0
18	304.3	Structures & Improvements													0	0
19	311.3	Pumping Equipment														0
20	320.3	Water Treatment Equipment														0
21	339.3	Other Plant & Misc. Equipment														0
22		TRANSMISSION & DISTRIBUTION PLANT														0
23	303.4	Land & Land Rights														0
24	304.4	Structures & Improvements														0
25	311.4	Pumping Equipment														0
26	330.4	Distr. Reservoirs & Standpipes														0
27	331.4	Transm. & Distribution Mains							17,186			17,187			17,186	51,559
28	333.4	Services														0
29	334.4	Meters & Meter Installations							667			667			666	2,000
30	335.4	Hydrants														0
31	336.4	Backflow Prevention														0
32	339.4	Other Plant & Misc. Equipment														0
33		GENERAL PLANT														0
34	303.5	Land & Land Rights														0
35	304.5	Structures & Improvements														0 IT Adds
36	340.5	Office Furniture & Equipment														0
37	340.51	Computer Equipment														0 IT Adds
38	341.5	Transportation Equipment														0
39	342.5	Stores Equipment														0
40	343.5	Tools, Shop & Garage Equipment														0
41	344.5	Laboratory Equipment														0
42	345.5	Power Operated Equipment														0
43	346.5	Communication Equipment														0
44	347.5	Miscellaneous Equipment														0
45	348.5	Other Tangible Plant														0
46		TOTAL		0	0	0	0	0	17,853	0	0	17,854	0	0	20,852	56,559

61

Schedule of Water Plant in Service By Primary Account- 2006 Retirements-January through December 2006															Florida Public Service Commission		
Pomona Park - Water Docket No. 060368-W5 Schedule Year Ended: 2006 Historic [] or Projected [x]															Schedule: A-5 Page: 7 of 8 Preparer: <name>		
Explanation: Provide Retirements that were physically made during 2006.																	
Line No.	Acct No.	(1) AccountName	(2)	(3) Jan	(4) Feb	(5) Mar	(6) Apr	(7) May	(8) Jun	(9) Jul	(10) Aug	(11) Sep	(12) Oct	(13) Nov	(14) Dec	(15) 2006 Totals	
1		INTANGIBLE PLANT															
2	301.1	Organization															0
3	302.1	Franchises															0
4	339.1	Other Plant & Misc. Equipment															0
5		SOURCE OF SUPPLY & PUMPING PLANT															
6	303.2	Land & Land Rights															0
7	304.2	Structures & Improvements														(677)	(677)
8	305.2	Collect. & Impound Reservoirs															0
9	306.2	Lake, River & Other Intakes															0
10	307.2	Wells & Springs															0
11	308.2	Infiltration Galleries & Tunnels															0
12	309.2	Supply Mains															0
13	310.2	Power Generation Equipment															0
14	311.2	Pumping Equipment															0
15	339.2	Other Plant & Misc. Equipment															0
16		WATER TREATMENT PLANT															
17	303.3	Land & Land Rights															0
18	304.3	Structures & Improvements														0	0
19	311.3	Pumping Equipment															0
20	320.3	Water Treatment Equipment															0
21	339.3	Other Plant & Misc. Equipment															0
22		TRANSMISSION & DISTRIBUTION PLANT															
23	303.4	Land & Land Rights															0
24	304.4	Structures & Improvements															0
25	311.4	Pumping Equipment															0
26	330.4	Distr. Reservoirs & Standpipes															0
27	331.4	Transm. & Distribution Mains							(1,871)			(1,871)			(1,871)		(5,613)
28	333.4	Services															0
29	334.4	Meters & Meter Installations							(291)			(291)			(291)		(873)
30	335.4	Hydrants															0
31	336.4	Backflow Prevention															0
32	339.4	Other Plant & Misc. Equipment															0
33		GENERAL PLANT															
34	303.5	Land & Land Rights															0
35	304.5	Structures & Improvements															0
36	340.5	Office Furniture & Equipment															0
37	340.51	Computer Equipment															0
38	341.5	Transportation Equipment															0
39	342.5	Stores Equipment															0
40	343.5	Tools, Shop & Garage Equipment															0
41	344.5	Laboratory Equipment															0
42	345.5	Power Operated Equipment															0
43	346.5	Communication Equipment															0
44	347.5	Miscellaneous Equipment															0
45	348.5	Other Tangible Plant															0
46	TOTAL			0	0	0	0	0	(2,162)	0	0	(2,162)	0	0	(2,839)		(7,163)

Schedule of Water Plant in Service By Primary Account- 2006
Adjustments to UPIS-January through December 2006

Pomona Park - Water
Docket No. 060368-WS
Schedule Year Ended: 2006
Historic [] or Projected [x]

Explanation: Provide Adjustments to UPIS Amendatory Order balances other than changes resulting from CWIP closed to Plan or Retirements for 2006

Florida Public Service Commission

Schedule: A-5
Page: 8 of 8
Preparer: <name>

=input field

Line No.	Acct No.	(1) AccountName	(2)	(3) Jan	(4) Feb	(5) Mar	(6) Apr	(7) May	(8) Jun	(9) Jul	(10) Aug	(11) Sep	(12) Oct	(13) Nov	(14) Dec	(15) Total Adjusts
1		INTANGIBLE PLANT														0
2	301.1	Organization														0
3	302.1	Franchises														0
4	339.1	Other Plant & Misc. Equipment														0
5		SOURCE OF SUPPLY & PUMPING PLANT														0
6	303.2	Land & Land Rights														0
7	304.2	Structures & Improvements														0
8	305.2	Collect. & Impound Reservoirs														0
9	306.2	Lake, River & Other Intakes														0
10	307.2	Wells & Springs														0
11	308.2	Infiltration Galleries & Tunnels														0
12	309.2	Supply Mains														0
13	310.2	Power Generation Equipment														0
14	311.2	Pumping Equipment														0
15	339.2	Other Plant & Misc. Equipment														0
16		WATER TREATMENT PLANT														0
17	303.3	Land & Land Rights														0
18	304.3	Structures & Improvements														0
19	311.3	Pumping Equipment														0
20	320.3	Water Treatment Equipment														0
21	339.3	Other Plant & Misc. Equipment														0
22		TRANSMISSION & DISTRIBUTION PLANT														0
23	303.4	Land & Land Rights														0
24	304.4	Structures & Improvements														0
25	311.4	Pumping Equipment														0
26	330.4	Distr. Reservoirs & Standpipes														0
27	331.4	Transm. & Distribution Mains														0
28	333.4	Services														0
29	334.4	Meters & Meter Installations														0
30	335.4	Hydrants														0
31	336.4	Backflow Prevention														0
32	339.4	Other Plant & Misc. Equipment														0
33		GENERAL PLANT														0
34	303.5	Land & Land Rights														0
35	304.5	Structures & Improvements														0
36	340.5	Office Furniture & Equipment														0
37	340.51	Computer Equipment														0
38	341.5	Transportation Equipment														0
39	342.5	Stores Equipment														0
40	343.5	Tools, Shop & Garage Equipment														0
41	344.5	Laboratory Equipment														0
42	345.5	Power Operated Equipment														0
43	346.5	Communication Equipment														0
44	347.5	Miscellaneous Equipment														0
45	348.5	Other Tangible Plant														0
46		TOTAL		0	0	0	0	0	0	0	0	0	0	0	0	0

Schedule of Water Plant in Service By Primary Account- 2006 Adjusted UPIS Balances- December 2005 through December 2006													FWS Properties		Florida Public Service Commission		
Pomona Park - Water Docket No. 060368-WS Schedule Year Ended: 2006 Historic [] or Projected [x]													Explanation: Provide Adjusted UPIS balances by account for the period beginning 12/31/05 through the year ended 12/31/06, and 13 month average		Schedule: A-5	Page: 4 of 8	Preparer: <name>
Line No.	Acct No.	(1) AccountName	(2) Prior Year 12/31/05	(3) 01/31/06	(4) 02/28/06	(5) 03/31/06	(6) 04/30/06	(7) 05/31/06	(8) 06/30/06	(9) 07/31/06	(10) 08/31/06	(11) 09/30/06	(12) 10/31/06	(13) 11/30/06	(14) 12/31/06	(15) Average Balance	
1		INTANGIBLE PLANT															
2	301.1	Organization	0	0	0	0	0	0	0	0	0	0	0	0	0	0	
3	302.1	Franchises	0	0	0	0	0	0	0	0	0	0	0	0	0	0	
4	339.1	Other Plant & Misc. Equipment	0	0	0	0	0	0	0	0	0	0	0	0	0	0	
5		SOURCE OF SUPPLY & PUMPING PLANT															
6	303.2	Land & Land Rights	7,229	7,229	7,229	7,229	7,229	7,229	7,229	7,229	7,229	7,229	7,229	7,229	7,229	7,229	
7	304.2	Structures & Improvements	33,197	33,197	33,197	33,197	33,197	33,197	33,197	33,197	33,197	33,197	33,197	33,197	35,520	33,376	
8	305.2	Collect. & Impound Reservoirs	0	0	0	0	0	0	0	0	0	0	0	0	0	0	
9	306.2	Lake, River & Other Intakes	0	0	0	0	0	0	0	0	0	0	0	0	0	0	
10	307.2	Wells & Springs	3,355	3,355	3,355	3,355	3,355	3,355	3,355	3,355	3,355	3,355	3,355	3,355	3,355	3,355	
11	308.2	Infiltration Galleries & Tunnels	0	0	0	0	0	0	0	0	0	0	0	0	0	0	
12	309.2	Supply Mains	687	687	687	687	687	687	687	687	687	687	687	687	687	687	
13	310.2	Power Generation Equipment	45,098	45,098	45,098	45,098	45,098	45,098	45,098	45,098	45,098	45,098	45,098	45,098	45,098	45,098	
14	311.2	Pumping Equipment	7,659	7,659	7,659	7,659	7,659	7,659	7,659	7,659	7,659	7,659	7,659	7,659	7,659	7,659	
15	339.2	Other Plant & Misc. Equipment	0	0	0	0	0	0	0	0	0	0	0	0	0	0	
16		WATER TREATMENT PLANT															
17	303.3	Land & Land Rights	0	0	0	0	0	0	0	0	0	0	0	0	0	0	
18	304.3	Structures & Improvements	0	0	0	0	0	0	0	0	0	0	0	0	0	0	
19	311.3	Pumping Equipment	1,401	1,401	1,401	1,401	1,401	1,401	1,401	1,401	1,401	1,401	1,401	1,401	1,401	1,401	
20	320.3	Water Treatment Equipment	0	0	0	0	0	0	0	0	0	0	0	0	0	0	
21	339.3	Other Plant & Misc. Equipment	6,797	6,797	6,797	6,797	6,797	6,797	6,797	6,797	6,797	6,797	6,797	6,797	6,797	6,797	
22		TRANSMISSION & DISTRIBUTION PLANT															
23	303.4	Land & Land Rights	0	0	0	0	0	0	0	0	0	0	0	0	0	0	
24	304.4	Structures & Improvements	0	0	0	0	0	0	0	0	0	0	0	0	0	0	
25	311.4	Pumping Equipment	0	0	0	0	0	0	0	0	0	0	0	0	0	0	
26	330.4	Distr. Reservoirs & Standpipes	56,809	56,809	56,809	56,809	56,809	56,809	56,809	56,809	56,809	56,809	56,809	56,809	56,809	56,809	
27	331.4	Transm. & Distribution Mains	242,104	242,104	242,104	242,104	242,104	242,104	257,419	257,419	257,419	272,735	272,735	272,735	288,050	256,241	
28	333.4	Services	7,411	7,411	7,411	7,411	7,411	7,411	7,411	7,411	7,411	7,411	7,411	7,411	7,411	7,411	
29	334.4	Meters & Meter Installations	12,670	12,670	12,670	12,670	12,670	12,670	13,046	13,046	13,046	13,422	13,422	13,422	13,797	13,017	
30	335.4	Hydrants	0	0	0	0	0	0	0	0	0	0	0	0	0	0	
31	336.4	Backflow Prevention	0	0	0	0	0	0	0	0	0	0	0	0	0	0	
32	339.4	Other Plant & Misc. Equipment	0	0	0	0	0	0	0	0	0	0	0	0	0	0	
33		GENERAL PLANT															
34	303.5	Land & Land Rights	0	0	0	0	0	0	0	0	0	0	0	0	0	0	
35	304.5	Structures & Improvements	0	0	0	0	0	0	0	0	0	0	0	0	0	0	
36	340.5	Office Furniture & Equipment	0	0	0	0	0	0	0	0	0	0	0	0	0	0	
37	340.51	Computer Equipment	0	0	0	0	0	0	0	0	0	0	0	0	0	0	
38	341.5	Transportation Equipment	0	0	0	0	0	0	0	0	0	0	0	0	0	0	
39	342.5	Stores Equipment	0	0	0	0	0	0	0	0	0	0	0	0	0	0	
40	343.5	Tools, Shop & Garage Equipment	0	0	0	0	0	0	0	0	0	0	0	0	0	0	
41	344.5	Laboratory Equipment	0	0	0	0	0	0	0	0	0	0	0	0	0	0	
42	345.5	Power Operated Equipment	0	0	0	0	0	0	0	0	0	0	0	0	0	0	
43	346.5	Communication Equipment	0	0	0	0	0	0	0	0	0	0	0	0	0	0	
44	347.5	Miscellaneous Equipment	0	0	0	0	0	0	0	0	0	0	0	0	0	0	
45	348.5	Other Tangible Plant	0	0	0	0	0	0	0	0	0	0	0	0	0	0	
46		TOTAL	424,417	424,417	424,417	424,417	424,417	424,417	440,108	440,108	440,108	455,800	455,800	455,800	473,813	439,080	

19a

Schedule of Water Plant in Service By Primary Account
 Test Year Average balance
 Pomona Park
 Docket No. 060368-WS
 Schedule Year Ending 12/31/06
 Historical [] Projected [X]

Florida Public Service Commission

Schedule: A-5
 Page: 4 of 5
 Preparer: Robert M. Griffin

Explanation: Provide the month ending Adjusted balances for Water Plant in Service by primary account for each month of the Intermediate Year and the ending balance for the prior year.

Line No.	Acct No.	(1) Account Name	(2) Prior Year 12/31/05	(3) Jan	(4) Feb	(5) Mar	(6) Apr	(7) May	(8) Jun	(9) Jul	(10) Aug	(11) Sep	(12) Oct	(13) Nov	(14) Dec	(15) Average Balance
1		INTANGIBLE PLANT														
2	301.1	Organization	0	0	0	0	0	0	0	0	0	0	0	0	0	0
3	302.1	Franchises	0	0	0	0	0	0	0	0	0	0	0	0	0	0
4	339.1	Other Plant & Misc. Equipment	0	0	0	0	0	0	0	0	0	0	0	0	0	0
5		SOURCE OF SUPPLY & PUMPING PLANT														
6	303.2	Land & Land Rights	7,229	7,229	7,229	7,229	7,229	7,229	7,229	7,229	7,229	7,229	7,229	7,229	7,229	7,229
7	304.2	Structures & Improvements	33,197	33,197	33,197	33,197	33,197	33,197	33,197	33,197	33,197	33,197	33,197	33,197	35,520	33,376
8	305.2	Collect. & Impound Reservoirs	0	0	0	0	0	0	0	0	0	0	0	0	0	0
9	306.2	Lake, River & Other Intakes	0	0	0	0	0	0	0	0	0	0	0	0	0	0
10	307.2	Wells & Springs	3,355	3,355	3,355	3,355	3,355	3,355	3,355	3,355	3,355	3,355	3,355	3,355	3,355	3,355
11	308.2	Infiltration Galleries & Tunnels	0	0	0	0	0	0	0	0	0	0	0	0	0	0
12	309.2	Supply Mains	687	687	687	687	687	687	687	687	687	687	687	687	687	687
13	310.2	Power Generation Equipment	45,098	45,098	45,098	45,098	45,098	45,098	45,098	45,098	45,098	45,098	45,098	45,098	45,098	45,098
14	311.2	Pumping Equipment	7,659	7,659	7,659	7,659	7,659	7,659	7,659	7,659	7,659	7,659	7,659	7,659	7,659	7,659
15	339.2	Other Plant & Misc. Equipment	0	0	0	0	0	0	0	0	0	0	0	0	0	0
16		WATER TREATMENT PLANT														
17	303.3	Land & Land Rights	0	0	0	0	0	0	0	0	0	0	0	0	0	0
18	304.3	Structures & Improvements	0	0	0	0	0	0	0	0	0	0	0	0	0	0
19	311.3	Pumping Equipment	1,401	1,401	1,401	1,401	1,401	1,401	1,401	1,401	1,401	1,401	1,401	1,401	1,401	1,401
20	320.3	Water Treatment Equipment	0	0	0	0	0	0	0	0	0	0	0	0	0	0
21	339.3	Other Plant & Misc. Equipment	6,797	6,797	6,797	6,797	6,797	6,797	6,797	6,797	6,797	6,797	6,797	6,797	6,797	6,797
22		TRANSMISSION & DISTRIBUTION PLANT														
23	303.4	Land & Land Rights	0	0	0	0	0	0	0	0	0	0	0	0	0	0
24	304.4	Structures & Improvements	0	0	0	0	0	0	0	0	0	0	0	0	0	0
25	311.4	Pumping Equipment	0	0	0	0	0	0	0	0	0	0	0	0	0	0
26	330.4	Distr. Reservoirs & Standpipes	56,809	56,809	56,809	56,809	56,809	56,809	56,809	56,809	56,809	56,809	56,809	56,809	56,809	56,809
27	331.4	Transm. & Distribution Mains	242,104	242,104	242,104	242,104	242,104	242,104	257,419	257,419	257,419	272,735	272,735	272,735	288,050	256,241
28	333.4	Services	7,411	7,411	7,411	7,411	7,411	7,411	7,411	7,411	7,411	7,411	7,411	7,411	7,411	7,411
29	334.4	Meters & Meter Installations	12,670	12,670	12,670	12,670	12,670	12,670	13,046	13,046	13,046	13,422	13,422	13,422	13,797	13,017
30	335.4	Hydrants	0	0	0	0	0	0	0	0	0	0	0	0	0	0
31	336.4	Backflow Prevention	0	0	0	0	0	0	0	0	0	0	0	0	0	0
32	339.4	Other Plant & Misc. Equipment	0	0	0	0	0	0	0	0	0	0	0	0	0	0
33		GENERAL PLANT														
34	303.5	Land & Land Rights	0	0	0	0	0	0	0	0	0	0	0	0	0	0
35	304.5	Structures & Improvements	0	0	0	0	0	0	0	0	0	0	0	0	0	0
36	340.5	Office Furniture & Equipment	0	0	0	0	0	0	0	0	0	0	0	0	0	0
37	340.51	Computer Equipment	2,061	2,061	2,061	2,240	2,240	2,971	3,103	3,103	3,103	3,103	3,103	3,103	7,257	3,039
38	341.5	Transportation Equipment	0	0	0	0	0	0	0	0	0	0	0	0	0	0
39	342.5	Stores Equipment	0	0	0	0	0	0	0	0	0	0	0	0	0	0
40	343.5	Tools, Shop & Garage Equipment	0	0	0	0	0	0	0	0	0	0	0	0	0	0
41	344.5	Laboratory Equipment	0	0	0	0	0	0	0	0	0	0	0	0	0	0
42	345.5	Power Operated Equipment	0	0	0	0	0	0	0	0	0	0	0	0	0	0
43	346.5	Communication Equipment	0	0	0	0	0	0	0	0	0	0	0	0	0	0
44	347.5	Miscellaneous Equipment	0	0	0	0	0	0	0	0	0	0	0	0	0	0
45	348.5	Other Tangible Plant	0	0	0	0	0	0	0	0	0	0	0	0	0	0
46		TOTAL	426,478	426,478	426,478	426,657	426,657	427,388	443,211	443,211	443,211	458,903	458,903	458,903	481,070	442,119
47		Subtotal Land & Land Rights	7,229	7,229	7,229	7,229	7,229	7,229	7,229	7,229	7,229	7,229	7,229	7,229	7,229	7,229

146

Schedule of Water Plant in Service By Primary Account- 2007 CWIP to Plant -Jan through December 2007													Florida Public Service Commission			
Pomona Park - Water Docket No. 060368-WS Schedule Year Ended: 2007 Historic [] or Projected [x]													Schedule: A-5 Page: 6 of 8 Preparer: <name>			
Explanation: Provide amounts for projects that were physically placed in service during 2007.																
Line No.	Acct No.	(1) AccountName	(2)	(3) Jan	(4) Feb	(5) Mar	(6) Apr	(7) May	(8) Jun	(9) Jul	(10) Aug	(11) Sep	(12) Oct	(13) Nov	(14) Dec	(15) 2007 Total
1		INTANGIBLE PLANT														
2	301.1	Organization														0
3	302.1	Franchises														0
4	339.1	Other Plant & Misc. Equipment														0
5		SOURCE OF SUPPLY & PUMPING PLANT														
6	303.2	Land & Land Rights														0
7	304.2	Structures & Improvements			250				250			250			250	1,000
8	305.2	Collect. & Impound Reservoirs														0
9	306.2	Lake, River & Other intakes														0
10	307.2	Wells & Springs														0
11	308.2	Infiltration Galleries & Tunnels														0
12	309.2	Supply Mains														0
13	310.2	Power Generation Equipment														0
14	311.2	Pumping Equipment														0
15	339.2	Other Plant & Misc. Equipment														0
16		WATER TREATMENT PLANT														
17	303.3	Land & Land Rights														0
18	304.3	Structures & Improvements			0				0			0			0	0
19	311.3	Pumping Equipment														0
20	320.3	Water Treatment Equipment														0
21	339.3	Other Plant & Misc. Equipment														0
22		TRANSMISSION & DISTRIBUTION PLANT														
23	303.4	Land & Land Rights														0
24	304.4	Structures & Improvements														0
25	311.4	Pumping Equipment														0
26	330.4	Distr. Reservoirs & Standpipes														0
27	331.4	Transm. & Distribution Mains			3,750				3,750			3,750			3,750	15,000
28	333.4	Services														0
29	334.4	Meters & Meter Installations			500				500			500			500	2,000
30	335.4	Hydrants														0
31	336.4	Backflow Prevention														0
32	339.4	Other Plant & Misc. Equipment														0
33		GENERAL PLANT														
34	303.5	Land & Land Rights														0
35	304.5	Structures & Improvements														0
36	340.5	Office Furniture & Equipment														0
37	340.51	Computer Equipment														0
38	341.5	Transportation Equipment														0
39	342.5	Stores Equipment														0
40	343.5	Tools, Shop & Garage Equipment														0
41	344.5	Laboratory Equipment														0
42	345.5	Power Operated Equipment														0
43	346.5	Communication Equipment														0
44	347.5	Miscellaneous Equipment														0
45	348.5	Other Tangible Plant														0
46		TOTAL		0	0	4,500	0	0	4,500	0	0	4,500	0	0	4,500	18,000

20

Schedule of Water Plant in Service By Primary Account- 2007 Retirements-January through December 2007													Florida Public Service Commission			
FWS Properties													Schedule:	A-5		
[] =input field													Page:	7 of 8		
Pomona Park - Water													Preparer:	<name>		
Docket No. 060368-WS													Explanation: Provide Retirements that were physically made during 2007			
Schedule Year Ended: 2007																
Historic [] or Projected [x]																
Line No.	Acct No.	(1) AccountName	(2)	(3) Jan	(4) Feb	(5) Mar	(6) Apr	(7) May	(8) Jun	(9) Jul	(10) Aug	(11) Sep	(12) Oct	(13) Nov	(14) Dec	(15) 2007 Total
1		INTANGIBLE PLANT														0
2	301.1	Organization														0
3	302.1	Franchises														0
4	339.1	Other Plant & Misc. Equipment														0
5		SOURCE OF SUPPLY & PUMPING PLAN I														0
6	303.2	Land & Land Rights														0
7	304.2	Structures & Improvements			(56)				(56)			(56)		(56)		(224)
8	305.2	Collect. & Impound Reservoirs														0
9	306.2	Lake, River & Other Intakes														0
10	307.2	Wells & Springs														0
11	308.2	Infiltration Galleries & Tunnels														0
12	309.2	Supply Mains														0
13	310.2	Power Generation Equipment														0
14	311.2	Pumping Equipment														0
15	339.2	Other Plant & Misc. Equipment														0
16		WATER TREATMENT PLAN I														0
17	303.3	Land & Land Rights														0
18	304.3	Structures & Improvements			0				0			0		0		0
19	311.3	Pumping Equipment														0
20	320.3	Water Treatment Equipment														0
21	339.3	Other Plant & Misc. Equipment														0
22		TRANSMISSION & DISTRIBUTION PLAN I														0
23	303.4	Land & Land Rights														0
24	304.4	Structures & Improvements														0
25	311.4	Pumping Equipment														0
26	330.4	Distr. Reservoirs & Standpipes														0
27	331.4	Transm. & Distribution Mains			(408)				(408)			(408)		(408)		(1,632)
28	333.4	Services														0
29	334.4	Meters & Meter Installations			(218)				(218)			(218)		(218)		(872)
30	335.4	Hydrants														0
31	336.4	Backflow Prevention														0
32	339.4	Other Plant & Misc. Equipment														0
33		GENERAL PLANT														0
34	303.5	Land & Land Rights														0
35	304.5	Structures & Improvements														0
36	340.5	Office Furniture & Equipment														0
37	340.51	Computer Equipment														0
38	341.5	Transportation Equipment														0
39	342.5	Stores Equipment														0
40	343.5	Tools, Shop & Garage Equipment														0
41	344.5	Laboratory Equipment														0
42	345.5	Power Operated Equipment														0
43	346.5	Communication Equipment														0
44	347.5	Miscellaneous Equipment														0
45	348.5	Other Tangible Plant														0
46		TOTAL		0	0	(682)	0	0	(682)	0	0	(682)	0	0	(682)	(2,728)

12

Schedule of Water Plant in Service By Primary Account- 2007 Adjustments to UPIS-January through December 2007													FWS Properties		Florida Public Service Commission	
Pomona Park - Water Docket No. 060368-WS Schedule Year Ended: 2007 Historic [] or Projected [x]													=input field		Schedule: A-5 Page: 8 of 8 Preparer: <name>	
Explanation: Provide Adjustments to UPIS Amendatory Order balances other than changes resulting from CWIP closed to Plan or Retirements for 2007.																
Line No.	Acct No.	(1) AccountName	(2)	(3) Jan	(4) Feb	(5) Mar	(6) Apr	(7) May	(8) Jun	(9) Jul	(10) Aug	(11) Sep	(12) Oct	(13) Nov	(14) Dec	(15) 2007 Total
1		INTANGIBLE PLANT														
2	301.1	Organization														0
3	302.1	Franchises														0
4	339.1	Other Plant & Misc. Equipment														0
5		SOURCE OF SUPPLY & PUMPING PLANT														
6	303.2	Land & Land Rights														0
7	304.2	Structures & Improvements														0
8	305.2	Collect. & Impound Reservoirs														0
9	306.2	Lake, River & Other Intakes														0
10	307.2	Wells & Springs														0
11	308.2	Infiltration Galleries & Tunnels														0
12	309.2	Supply Mains														0
13	310.2	Power Generation Equipment														0
14	311.2	Pumping Equipment														0
15	339.2	Other Plant & Misc. Equipment														0
16		WATER TREATMENT PLANT														
17	303.3	Land & Land Rights														0
18	304.3	Structures & Improvements														0
19	311.3	Pumping Equipment														0
20	320.3	Water Treatment Equipment														0
21	339.3	Other Plant & Misc. Equipment														0
22		TRANSMISSION & DISTRIBUTION PLANT														
23	303.4	Land & Land Rights														0
24	304.4	Structures & Improvements														0
25	311.4	Pumping Equipment														0
26	330.4	Distr. Reservoirs & Standpipes														0
27	331.4	Transm. & Distribution Mains														0
28	333.4	Services														0
29	334.4	Meters & Meter Installations														0
30	335.4	Hydrants														0
31	336.4	Backflow Prevention														0
32	339.4	Other Plant & Misc. Equipment														0
33		GENERAL PLANT														
34	303.5	Land & Land Rights														0
35	304.5	Structures & Improvements														0
36	340.5	Office Furniture & Equipment														0
37	340.51	Computer Equipment														0
38	341.5	Transportation Equipment														0
39	342.5	Stores Equipment														0
40	343.5	Tools, Shop & Garage Equipment														0
41	344.5	Laboratory Equipment														0
42	345.5	Power Operated Equipment														0
43	346.5	Communication Equipment														0
44	347.5	Miscellaneous Equipment														0
45	348.5	Other Tangible Plant														0
46		TOTAL		0	0	0	0	0	0	0	0	0	0	0	0	0

22

Schedule of Water Plant in Service By Primary Account- 2007													FWS Properties		Florida Public Service Commission	
Adjusted UPIS Balances- December 2006 through December 2007															Schedule: A-5	
Pomona Park - Water															Page: 4 of 8	
Docket No. 060368-WS															Preparer: <name>	
Schedule Year Ended: 2007																
Historic [] or Projected [x]																
Explanation: Provide Adjusted UPIS balances by account for the period beginning 12/31/06 through the year ended 12/31/07, and 13 month average																
Line No.	Acct No.	(1) AccountName	(2) 12/31/06	(3) 01/31/07	(4) 02/28/07	(5) 03/31/07	(6) 04/30/07	(7) 05/31/07	(8) 06/30/07	(9) 07/31/07	(10) 08/31/07	(11) 09/30/07	(12) 10/31/07	(13) 11/30/07	(14) 12/31/07	(15) Average Balance
1		INTANGIBLE PLANT														
2	301.1	Organization	0	0	0	0	0	0	0	0	0	0	0	0	0	0
3	302.1	Franchises	0	0	0	0	0	0	0	0	0	0	0	0	0	0
4	339.1	Other Plant & Misc. Equipment	0	0	0	0	0	0	0	0	0	0	0	0	0	0
5		SOURCE OF SUPPLY & PUMPING PLANT														
6	303.2	Land & Land Rights	7,229	7,229	7,229	7,229	7,229	7,229	7,229	7,229	7,229	7,229	7,229	7,229	7,229	7,229
7	304.2	Structures & Improvements	35,520	35,520	35,520	35,714	35,714	35,714	35,908	35,908	35,908	36,102	36,102	36,102	36,296	35,848
8	305.2	Collect & Impound Reservoirs	0	0	0	0	0	0	0	0	0	0	0	0	0	0
9	306.2	Lake, River & Other Intakes	0	0	0	0	0	0	0	0	0	0	0	0	0	0
10	307.2	Wells & Springs	3,355	3,355	3,355	3,355	3,355	3,355	3,355	3,355	3,355	3,355	3,355	3,355	3,355	3,355
11	308.2	Infiltration Galleries & Tunnels	0	0	0	0	0	0	0	0	0	0	0	0	0	0
12	309.2	Supply Mains	687	687	687	687	687	687	687	687	687	687	687	687	687	687
13	310.2	Power Generation Equipment	45,098	45,098	45,098	45,098	45,098	45,098	45,098	45,098	45,098	45,098	45,098	45,098	45,098	45,098
14	311.2	Pumping Equipment	7,659	7,659	7,659	7,659	7,659	7,659	7,659	7,659	7,659	7,659	7,659	7,659	7,659	7,659
15	339.2	Other Plant & Misc. Equipment	0	0	0	0	0	0	0	0	0	0	0	0	0	0
16		WATER TREATMENT PLANT														
17	303.3	Land & Land Rights	0	0	0	0	0	0	0	0	0	0	0	0	0	0
18	304.3	Structures & Improvements	0	0	0	0	0	0	0	0	0	0	0	0	0	0
19	311.3	Pumping Equipment	1,401	1,401	1,401	1,401	1,401	1,401	1,401	1,401	1,401	1,401	1,401	1,401	1,401	1,401
20	320.3	Water Treatment Equipment	0	0	0	0	0	0	0	0	0	0	0	0	0	0
21	339.3	Other Plant & Misc. Equipment	6,797	6,797	6,797	6,797	6,797	6,797	6,797	6,797	6,797	6,797	6,797	6,797	6,797	6,797
22		TRANSMISSION & DISTRIBUTION PLANT														
23	303.4	Land & Land Rights	0	0	0	0	0	0	0	0	0	0	0	0	0	0
24	304.4	Structures & Improvements	0	0	0	0	0	0	0	0	0	0	0	0	0	0
25	311.4	Pumping Equipment	0	0	0	0	0	0	0	0	0	0	0	0	0	0
26	330.4	Distr. Reservoirs & Standpipes	56,809	56,809	56,809	56,809	56,809	56,809	56,809	56,809	56,809	56,809	56,809	56,809	56,809	56,809
27	331.4	Transm. & Distribution Mains	288,050	288,050	288,050	291,392	291,392	291,392	294,734	294,734	294,734	298,076	298,076	298,076	301,418	293,706
28	333.4	Services	7,411	7,411	7,411	7,411	7,411	7,411	7,411	7,411	7,411	7,411	7,411	7,411	7,411	7,411
29	334.4	Meters & Meter Installations	13,797	13,797	13,797	14,079	14,079	14,079	14,361	14,361	14,361	14,643	14,643	14,643	14,925	14,274
30	335.4	Hydrants	0	0	0	0	0	0	0	0	0	0	0	0	0	0
31	336.4	Backflow Prevention	0	0	0	0	0	0	0	0	0	0	0	0	0	0
32	339.4	Other Plant & Misc. Equipment	0	0	0	0	0	0	0	0	0	0	0	0	0	0
33		GENERAL PLANT														
34	303.5	Land & Land Rights	0	0	0	0	0	0	0	0	0	0	0	0	0	0
35	304.5	Structures & Improvements	0	0	0	0	0	0	0	0	0	0	0	0	0	0
36	340.5	Office Furniture & Equipment	0	0	0	0	0	0	0	0	0	0	0	0	0	0
37	340.51	Computer Equipment	0	0	0	0	0	0	0	0	0	0	0	0	0	0
38	341.5	Transportation Equipment	0	0	0	0	0	0	0	0	0	0	0	0	0	0
39	342.5	Stores Equipment	0	0	0	0	0	0	0	0	0	0	0	0	0	0
40	343.5	Tools, Shop & Garage Equipment	0	0	0	0	0	0	0	0	0	0	0	0	0	0
41	344.5	Laboratory Equipment	0	0	0	0	0	0	0	0	0	0	0	0	0	0
42	345.5	Power Operated Equipment	0	0	0	0	0	0	0	0	0	0	0	0	0	0
43	346.5	Communication Equipment	0	0	0	0	0	0	0	0	0	0	0	0	0	0
44	347.5	Miscellaneous Equipment	0	0	0	0	0	0	0	0	0	0	0	0	0	0
45	348.5	Other Tangible Plant	0	0	0	0	0	0	0	0	0	0	0	0	0	0
46		TOTAL	473,813	473,813	473,813	477,631	477,631	477,631	481,449	481,449	481,449	485,267	485,267	485,267	489,085	480,274
															TRUE	TRUE

234

Schedule of Water Plant in Service By Primary Account

Florida Public Service Commission

Test Year Average balance
 Pomona Park
 Docket No. 060368-WS
 Schedule Year Ending 12/31/07
 Historical [] Projected [X]

Schedule: A-5
 Page: 5 of 5
 Preparer: Robert M. Griffin

Explanation: Provide the month ending Adjusted balances for Water Plant in Service by primary account for each month of the Projected Rate Year and the ending balance for the prior year.

Line No.	Acct No.	(1) Account Name	(2) Prior Year 12/31/06	(3) Jan	(4) Feb	(5) Mar	(6) Apr	(7) May	(8) Jun	(9) Jul	(10) Aug	(11) Sep	(12) Oct	(13) Nov	(14) Dec	(15) Average Balance
1		INTANGIBLE PLANT														
2	301.1	Organization	0	0	0	0	0	0	0	0	0	0	0	0	0	0
3	302.1	Franchises	0	0	0	0	0	0	0	0	0	0	0	0	0	0
4	339.1	Other Plant & Misc. Equipment	0	0	0	0	0	0	0	0	0	0	0	0	0	0
5		SOURCE OF SUPPLY & PUMPING PLANT														
6	303.2	Land & Land Rights	7,229	7,229	7,229	7,229	7,229	7,229	7,229	7,229	7,229	7,229	7,229	7,229	7,229	7,229
7	304.2	Structures & Improvements	35,520	35,520	35,520	35,714	35,714	35,714	35,908	35,908	35,908	36,102	36,102	36,102	36,296	35,848
8	305.2	Collect. & Impound Reservoirs	0	0	0	0	0	0	0	0	0	0	0	0	0	0
9	306.2	Lake, River & Other Intakes	0	0	0	0	0	0	0	0	0	0	0	0	0	0
10	307.2	Wells & Springs	3,355	3,355	3,355	3,355	3,355	3,355	3,355	3,355	3,355	3,355	3,355	3,355	3,355	3,355
11	308.2	Infiltration Galleries & Tunnels	0	0	0	0	0	0	0	0	0	0	0	0	0	0
12	309.2	Supply Mains	687	687	687	687	687	687	687	687	687	687	687	687	687	687
13	310.2	Power Generation Equipment	45,098	45,098	45,098	45,098	45,098	45,098	45,098	45,098	45,098	45,098	45,098	45,098	45,098	45,098
14	311.2	Pumping Equipment	7,659	7,659	7,659	7,659	7,659	7,659	7,659	7,659	7,659	7,659	7,659	7,659	7,659	7,659
15	339.2	Other Plant & Misc. Equipment	0	0	0	0	0	0	0	0	0	0	0	0	0	0
16		WATER TREATMENT PLANT														
17	303.3	Land & Land Rights	0	0	0	0	0	0	0	0	0	0	0	0	0	0
18	304.3	Structures & Improvements	0	0	0	0	0	0	0	0	0	0	0	0	0	0
19	311.3	Pumping Equipment	1,401	1,401	1,401	1,401	1,401	1,401	1,401	1,401	1,401	1,401	1,401	1,401	1,401	1,401
20	320.3	Water Treatment Equipment	0	0	0	0	0	0	0	0	0	0	0	0	0	0
21	339.3	Other Plant & Misc. Equipment	6,797	6,797	6,797	6,797	6,797	6,797	6,797	6,797	6,797	6,797	6,797	6,797	6,797	6,797
22		TRANSMISSION & DISTRIBUTION PLANT														
23	303.4	Land & Land Rights	0	0	0	0	0	0	0	0	0	0	0	0	0	0
24	304.4	Structures & Improvements	0	0	0	0	0	0	0	0	0	0	0	0	0	0
25	311.4	Pumping Equipment	0	0	0	0	0	0	0	0	0	0	0	0	0	0
26	330.4	Distr. Reservoirs & Standpipes	56,809	56,809	56,809	56,809	56,809	56,809	56,809	56,809	56,809	56,809	56,809	56,809	56,809	56,809
27	331.4	Transm. & Distribution Mains	288,050	288,050	288,050	291,392	291,392	291,392	294,734	294,734	294,734	298,076	298,076	298,076	301,418	293,706
28	333.4	Services	7,411	7,411	7,411	7,411	7,411	7,411	7,411	7,411	7,411	7,411	7,411	7,411	7,411	7,411
29	334.4	Meters & Meter Installations	13,797	13,797	13,797	14,079	14,079	14,079	14,361	14,361	14,361	14,643	14,643	14,643	14,925	14,274
30	335.4	Hydrants	0	0	0	0	0	0	0	0	0	0	0	0	0	0
31	336.4	Backflow Prevention	0	0	0	0	0	0	0	0	0	0	0	0	0	0
32	339.4	Other Plant & Misc. Equipment	0	0	0	0	0	0	0	0	0	0	0	0	0	0
33		GENERAL PLANT														
34	303.5	Land & Land Rights	0	0	0	0	0	0	0	0	0	0	0	0	0	0
35	304.5	Structures & Improvements	0	0	0	0	0	0	0	0	0	0	0	0	0	0
36	340.5	Office Furniture & Equipment	0	0	0	0	0	0	0	0	0	0	0	0	0	0
37	340.51	Computer Equipment	7,257	7,401	7,591	7,954	8,245	8,475	8,704	8,881	9,039	9,323	9,474	9,620	9,804	8,598
38	341.5	Transportation Equipment	0	0	0	0	0	0	0	0	0	0	0	0	0	0
39	342.5	Stores Equipment	0	0	0	0	0	0	0	0	0	0	0	0	0	0
40	343.5	Tools, Shop & Garage Equipment	0	0	0	0	0	0	0	0	0	0	0	0	0	0
41	344.5	Laboratory Equipment	0	0	0	0	0	0	0	0	0	0	0	0	0	0
42	345.5	Power Operated Equipment	0	0	0	0	0	0	0	0	0	0	0	0	0	0
43	346.5	Communication Equipment	0	0	0	0	0	0	0	0	0	0	0	0	0	0
44	347.5	Miscellaneous Equipment	0	0	0	0	0	0	0	0	0	0	0	0	0	0
45	348.5	Other Tangible Plant	0	0	0	0	0	0	0	0	0	0	0	0	0	0
46		TOTAL	481,070	481,214	481,404	485,585	485,876	486,106	490,153	490,330	490,488	494,590	494,741	494,887	498,889	488,872
47		Subtotal Land & Land Rights	7,229	7,229	7,229	7,229	7,229	7,229	7,229	7,229	7,229	7,229	7,229	7,229	7,229	7,229

226

Schedule of Water Accumulated Depreciation By Primary Account- 2004
 June through December Accum Dep'n Balances per Books- 2004

FWS Properties

Florida Public Service Commission

Pomona Park - Water
 Docket No. 060368-WS
 Schedule Year Ended: 2004
 Historic [x] or Projected []

108 [input field] 6446 FWS Pomona Park - Water
 Explanation: Provide Accumulated Depreciation balances by account for the period beginning 6/30/04 (when the Florida Water Services properties were acquired by AQUA) through the year ended 12/31/04. While 2006 is the historical test year, balances back to 6/30/04 are needed since adjustments to book balances are made beginning that date.

Schedule: A-9
 Page: 2 of 8
 Preparer: <name>

Line No.	Acct No.	(1) Account Name	(2)	(3)	(4)	(5)	(6)	(7)	(8)
			06/30/04	07/31/04	08/31/04	09/30/04	10/31/04	11/30/04	12/31/04
1		INTANGIBLE PLANT							
2	301.1	Organization	0	0	0	0	0	0	0
3	302.1	Franchises	0	0	0	0	0	0	0
4	339.1	Other Plant & Misc. Equipment	0	0	0	0	0	0	0
5		SOURCE OF SUPPLY & PUMPING PLANT							
6	303.2	Land & Land Rights	0	0	0	0	0	0	0
7	304.2	Structures & Improvements	0	0	0	0	0	0	0
8	305.2	Collect. & Impound Reservoirs	0	0	0	0	0	0	0
9	306.2	Lake, River & Other Intakes	0	0	0	0	0	0	0
10	307.2	Wells & Springs	0	0	0	0	0	0	0
11	308.2	Infiltration Galleries & Tunnels	0	0	0	0	0	0	0
12	309.2	Supply Mains	0	0	0	0	0	0	0
13	310.2	Power Generation Equipment	0	0	0	0	0	0	0
14	311.2	Pumping Equipment	0	0	0	0	0	0	0
15	339.2	Other Plant & Misc. Equipment	0	0	0	0	0	0	0
16		WATER TREATMENT PLANT							
17	303.3	Land & Land Rights	0	0	0	0	0	0	0
18	304.3	Structures & Improvements	0	0	0	0	0	0	0
19	311.3	Pumping Equipment	0	0	0	0	0	0	0
20	320.3	Water Treatment Equipment	0	0	0	0	0	0	0
21	339.3	Other Plant & Misc. Equipment	0	0	0	0	0	0	0
22		TRANSMISSION & DISTRIBUTION PLANT							
23	303.4	Land & Land Rights	0	0	0	0	0	0	0
24	304.4	Structures & Improvements	0	0	0	0	0	0	0
25	311.4	Pumping Equipment	0	0	0	0	0	0	0
26	330.4	Distr. Reservoirs & Standpipes	0	0	0	0	0	0	0
27	331.4	Transm. & Distribution Mains	0	0	0	0	0	0	0
28	333.4	Services	0	0	0	0	0	0	0
29	334.4	Meters & Meter Installations	0	0	0	0	0	0	0
30	335.4	Hydrants	0	0	0	0	0	0	0
31	336.4	Backflow Prevention	0	0	0	0	0	0	0
32	339.4	Other Plant & Misc. Equipment	0	0	0	0	0	0	0
33		GENERAL PLANT							
34	303.5	Land & Land Rights	0	0	0	0	0	0	0
35	304.5	Structures & Improvements	0	0	0	0	0	0	0
36	340.5	Office Furniture & Equipment	0	0	0	0	0	0	0
37	340.51	Computer Equipment	0	0	0	0	0	0	0
38	341.5	Transportation Equipment	0	0	0	0	0	0	0
39	342.5	Stores Equipment	0	0	0	0	0	0	0
40	343.5	Tools, Shop & Garage Equipment	0	0	0	0	0	0	0
41	344.5	Laboratory Equipment	0	0	0	0	0	0	0
42	345.5	Power Operated Equipment	0	0	0	0	0	0	0
43	346.5	Communication Equipment	0	0	0	0	0	0	0
44	347.5	Miscellaneous Equipment	0	0	0	0	0	0	0
45	348.5	Other Tangible Plant	0	0	0	0	0	0	0
46		TOTAL	0	0	0	0	0	0	0

24

Schedule of Water Accumulated Depreciation Balances - per books - 2006												Florida Public Service Commission				
Monthly Accumulated Depreciation Balances - per books - 2006												Schedule: A-9				
108 Pomona Park - Water												Page: 2 of 8				
108 6446 FWS Pomona Park - Water												Preparer: <name>				
Explanation: Provide Accumulated Depreciation balances by account for the period beginning 12/31/04 through 12/31/06, and 13 month average for 2006																
Line No.	Acct No.	(1) Account Name	(2) 12/31/04	(3) 01/31/05	(4) 02/28/05	(5) 03/31/05	(6) 04/30/05	(7) 05/31/05	(8) 06/30/05	(9) 07/31/05	(10) 08/31/05	(11) 09/30/05	(12) 10/31/05	(13) 11/30/05	(14) 12/31/05	(15) Average Balance
1		INTANGIBLE PLANT														
2	301.1	Organization	0	0	0	0	0	0	0	0	0	0	0	0	0	0
3	302.1	Franchises	0	0	0	0	0	0	0	0	0	0	0	0	0	0
4	339.1	Other Plant & Misc. Equipment	0	0	0	0	0	0	0	0	0	0	0	0	0	0
5		SOURCE OF SUPPLY & PUMPING PLANT														
6	303.2	Land & Land Rights	0	0	0	0	0	0	0	0	0	0	0	0	0	0
7	304.2	Structures & Improvements	0	0	0	0	0	0	0	0	0	0	0	0	0	0
8	305.2	Collect. & Impound Reservoirs	0	0	0	0	0	0	0	0	0	0	0	0	0	0
9	306.2	Lake, River & Other Intakes	0	0	0	0	0	0	0	0	0	0	0	0	0	0
10	307.2	Wells & Springs	0	0	0	0	0	0	0	0	0	0	0	0	0	0
11	308.2	Infiltration Galleries & Tunnels	0	0	0	0	0	0	0	0	0	0	0	0	0	0
12	309.2	Supply Mains	0	0	0	0	0	0	0	0	0	0	0	0	0	0
13	310.2	Power Generation Equipment	0	0	0	0	0	0	0	0	0	0	0	0	0	0
14	311.2	Pumping Equipment	0	0	0	0	0	0	0	0	0	0	0	0	0	0
15	339.2	Other Plant & Misc. Equipment	0	0	0	0	0	0	0	0	0	0	0	0	0	0
16		WATER TREATMENT PLANT														
17	303.3	Land & Land Rights	0	0	0	0	0	0	0	0	0	0	0	0	0	0
18	304.3	Structures & Improvements	0	0	0	0	0	0	0	0	0	0	0	0	0	0
19	311.3	Pumping Equipment	0	0	0	0	0	0	0	0	0	0	0	0	0	0
20	320.3	Water Treatment Equipment	0	0	0	0	0	0	0	0	0	0	0	0	0	0
21	339.3	Other Plant & Misc. Equipment	0	0	0	0	0	0	0	0	0	0	0	0	0	0
22		TRANSMISSION & DISTRIBUTION PLANT														
23	303.4	Land & Land Rights	0	0	0	0	0	0	0	0	0	0	0	0	0	0
24	304.4	Structures & Improvements	0	0	0	0	0	0	0	0	0	0	0	0	0	0
25	311.4	Pumping Equipment	0	0	0	0	0	0	0	0	0	0	0	0	0	0
26	330.4	Distr. Reservoirs & Standpipes	0	0	0	0	0	0	0	0	0	0	0	0	0	0
27	331.4	Transem. & Distribution Mains	0	0	0	0	0	0	0	0	0	0	0	0	0	0
28	333.4	Services	0	0	0	0	0	0	0	0	0	0	0	0	0	0
29	334.4	Meters & Meter Installations	0	0	0	0	0	0	0	0	0	0	0	0	0	0
30	335.4	Hydrants	0	0	0	0	0	0	0	0	0	0	0	0	0	0
31	336.4	Backflow Prevention	0	0	0	0	0	0	0	0	0	0	0	0	0	0
32	339.4	Other Plant & Misc. Equipment	0	0	0	0	0	0	0	0	0	0	0	0	0	0
33		GENERAL PLANT														
34	303.5	Land & Land Rights	0	0	0	0	0	0	0	0	0	0	0	0	0	0
35	304.5	Structures & Improvements	0	0	0	0	0	0	0	0	0	0	0	0	0	0
36	340.5	Office Furniture & Equipment	0	0	0	0	0	0	0	0	0	0	0	0	0	0
37	340.51	Computer Equipment	0	0	0	0	0	0	0	0	0	0	0	0	0	0
38	341.5	Transportation Equipment	0	0	0	0	0	0	0	0	0	0	0	0	0	0
39	342.5	Stores Equipment	0	0	0	0	0	0	0	0	0	0	0	0	0	0
40	343.5	Tools, Shop & Garage Equipment	0	0	0	0	0	0	0	0	0	0	0	0	0	0
41	344.5	Laboratory Equipment	0	0	0	0	0	0	0	0	0	0	0	0	0	0
42	345.5	Power Operated Equipment	0	0	0	0	0	0	0	0	0	0	0	0	0	0
43	346.5	Communication Equipment	0	0	0	0	0	0	0	0	0	0	0	0	0	0
44	347.5	Miscellaneous Equipment	0	0	0	0	0	0	0	0	0	0	0	0	0	0
45	348.5	Other Tangible Plant	0	0	0	0	0	0	0	0	0	0	0	0	0	0
46		TOTAL	0	0	0	0	0	0	0	0	0	0	0	0	0	0

258

Schedule of Water Accumulated Depreciation By Primary Account

Florida Public Service Commission

Test Year Average balance
 Pomona Park
 Docket No. 060368-WS
 Test Year Ending 12/31/05
 Historical [X] Projected []

Schedule: A-9
 Page: 2 of 5
 Preparer: Robert M. Griffin

Explanation: Provide the month ending Per Books balances for Water Accumulated Depreciation by primary account for each month of the Test Year and the ending balance for the prior year

Line No	Acct No	(1) Account Name	(2) Prior Year 12/31/04	(3) Jan	(4) Feb	(5) Mar	(6) Apr	(7) May	(8) Jun	(9) Jul	(10) Aug	(11) Sep	(12) Oct	(13) Nov	(14) Dec	(15) Average Balance
1		INTANGIBLE PLANT														
2	301.1	Organization	0	0	0	0	0	0	0	0	0	0	0	0	0	0
3	302.1	Franchises	0	0	0	0	0	0	0	0	0	0	0	0	0	0
4	339.1	Other Plant & Misc. Equipment	0	0	0	0	0	0	0	0	0	0	0	0	0	0
5		SOURCE OF SUPPLY & PUMPING PLANT														
6	303.2	Land & Land Rights	0	0	0	0	0	0	0	0	0	0	0	0	0	0
7	304.2	Structures & Improvements	0	0	0	0	0	0	0	0	0	0	0	0	0	0
8	305.2	Collect. & Impound Reservoirs	0	0	0	0	0	0	0	0	0	0	0	0	0	0
9	306.2	Lake, River & Other Intakes	0	0	0	0	0	0	0	0	0	0	0	0	0	0
10	307.2	Wells & Springs	0	0	0	0	0	0	0	0	0	0	0	0	0	0
11	308.2	Infiltration Galleries & Tunnels	0	0	0	0	0	0	0	0	0	0	0	0	0	0
12	309.2	Supply Mains	0	0	0	0	0	0	0	0	0	0	0	0	0	0
13	310.2	Power Generation Equipment	0	0	0	0	0	0	0	0	0	0	0	0	0	0
14	311.2	Pumping Equipment	0	0	0	0	0	0	0	0	0	0	0	0	0	0
15	339.2	Other Plant & Misc. Equipment	0	0	0	0	0	0	0	0	0	0	0	0	0	0
16		WATER TREATMENT PLANT														
17	303.3	Land & Land Rights	0	0	0	0	0	0	0	0	0	0	0	0	0	0
18	304.3	Structures & Improvements	0	0	0	0	0	0	0	0	0	0	0	0	0	0
19	311.3	Pumping Equipment	0	0	0	0	0	0	0	0	0	0	0	0	0	0
20	320.3	Water Treatment Equipment	0	0	0	0	0	0	0	0	0	0	0	0	0	0
21	339.3	Other Plant & Misc. Equipment	0	0	0	0	0	0	0	0	0	0	0	0	0	0
22		TRANSMISSION & DISTRIBUTION PLANT														
23	303.4	Land & Land Rights	0	0	0	0	0	0	0	0	0	0	0	0	0	0
24	304.4	Structures & Improvements	0	0	0	0	0	0	0	0	0	0	0	0	0	0
25	311.4	Pumping Equipment	0	0	0	0	0	0	0	0	0	0	0	0	0	0
26	330.4	Distr. Reservoirs & Standpipes	0	0	0	0	0	0	0	0	0	0	0	0	0	0
27	331.4	Transm. & Distribution Mains	0	0	0	0	0	0	0	0	0	0	0	0	0	0
28	333.4	Services	0	0	0	0	0	0	0	0	0	0	0	0	0	0
29	334.4	Meters & Meter Installations	0	0	0	0	0	0	0	0	0	0	0	0	0	0
30	335.4	Hydrants	0	0	0	0	0	0	0	0	0	0	0	0	0	0
31	336.4	Backflow Prevention	0	0	0	0	0	0	0	0	0	0	0	0	0	0
32	339.4	Other Plant & Misc. Equipment	0	0	0	0	0	0	0	0	0	0	0	0	0	0
33		GENERAL PLANT														
34	303.5	Land & Land Rights	0	0	0	0	0	0	0	0	0	0	0	0	0	0
35	304.5	Structures & Improvements	0	0	0	0	0	0	0	0	0	0	0	0	0	0
36	340.5	Office Furniture & Equipment	0	0	0	0	0	0	0	0	0	0	0	0	0	0
37	340.51	Computer Equipment	0	0	0	0	0	0	0	0	0	0	0	0	0	0
38	341.5	Transportation Equipment	0	0	0	0	0	0	0	0	0	0	0	0	0	0
39	342.5	Stores Equipment	0	0	0	0	0	0	0	0	0	0	0	0	0	0
40	343.5	Tools, Shop & Garage Equipment	0	0	0	0	0	0	0	0	0	0	0	0	0	0
41	344.5	Laboratory Equipment	0	0	0	0	0	0	0	0	0	0	0	0	0	0
42	345.5	Power Operated Equipment	0	0	0	0	0	0	0	0	0	0	0	0	0	0
43	346.5	Communication Equipment	0	0	0	0	0	0	0	0	0	0	0	0	0	0
44	347.5	Miscellaneous Equipment	0	0	0	0	0	0	0	0	0	0	0	0	0	0
45	348.5	Other Tangible Plant	0	0	0	0	0	0	0	0	0	0	0	0	0	0
46		TOTAL	0	0	0	0	0	0	0	0	0	0	0	0	0	0
47		Subtotal Land & Land Rights	0	0	0	0	0	0	0	0	0	0	0	0	0	0

Note: 2005 Per Book balances are zero since system's balances were aggregated at an Administrative Level pending the PSC Order regarding proper balances at 6/04 acquisition.

256

Schedule of Water Accumulated Depreciation By Primary Account- 2006							Florida Public Service Commission	
Monthly Accumulated Depreciation Balances- per books- 2006								
Pomona Park - Water		108	6446	FWS	Pomona Park - Water		Schedule: A-9	
Docket No. 060368-WS		Explanation: Provide Accumulated Depreciation balances by account for the period beginning 12/31/05 through 12/31/06, and 13 month averages for 2006					Page: 2 of 8	
Schedule Year Ended: 2006							Preparer: <name>	
Historic [] or Projected [x]								
Line No.	Acct No.	(1) Account Name	(2) 12/31/05	(3) 01/31/06	(4) 02/28/06	(5) 03/31/06	(6) 04/30/06	(7) 05/31/06
1		INTANGIBLE PLANT						Linked
2	301.1	Organization	0	0	0	0	0	0
3	302.1	Franchises	0	0	0	0	0	0
4	339.1	Other Plant & Misc. Equipment	0	0	0	0	0	0
5		SOURCE OF SUPPLY & PUMPING PLANT						
6	303.2	Land & Land Rights	0	0	0	0	0	0
7	304.2	Structures & Improvements	0	0	0	0	0	14,542
8	305.2	Collect & Impound Reservoirs	0	0	0	0	0	0
9	306.2	Lake, River & Other Intakes	0	0	0	0	0	0
10	307.2	Wells & Springs	0	0	0	0	0	2,563
11	308.2	Infiltration Galleries & Tunnels	0	0	0	0	0	0
12	309.2	Supply Mains	0	0	0	0	0	375
13	310.2	Power Generation Equipment	0	0	0	0	0	28,882
14	311.2	Pumping Equipment	0	0	0	0	0	0
15	339.2	Other Plant & Misc. Equipment	0	0	0	0	0	0
16		WATER TREATMENT PLANT						
17	303.3	Land & Land Rights	0	0	0	0	0	0
18	304.3	Structures & Improvements	0	0	0	0	0	0
19	311.3	Pumping Equipment	0	0	0	0	0	2,076
20	320.3	Water Treatment Equipment	0	0	0	0	0	0
21	339.3	Other Plant & Misc. Equipment	0	0	0	0	0	3,646
22		TRANSMISSION & DISTRIBUTION PLANT						
23	303.4	Land & Land Rights	0	0	0	0	0	0
24	304.4	Structures & Improvements	0	0	0	0	0	0
25	311.4	Pumping Equipment	0	0	0	0	0	0
26	330.4	Distr Reservoirs & Standpipes	0	0	0	0	0	14,257
27	331.4	Transm & Distribution Mains	0	0	0	0	0	31,134
28	333.4	Services	0	0	0	0	0	3,150
29	334.4	Meters & Meter Installations	0	0	0	0	0	(3,467)
30	335.4	Hydrants	0	0	0	0	0	0
31	336.4	Backflow Prevention	0	0	0	0	0	0
32	339.4	Other Plant & Misc. Equipment	0	0	0	0	0	0
33		GENERAL PLANT						
34	303.5	Land & Land Rights	0	0	0	0	0	0
35	304.5	Structures & Improvements	0	0	0	0	0	0
36	340.5	Office Furniture & Equipment	0	0	0	0	0	0
37	340.51	Computer Equipment	0	0	0	0	0	0
38	341.5	Transportation Equipment	0	0	0	0	0	0
39	342.5	Stores Equipment	0	0	0	0	0	0
40	343.5	Tools, Shop & Garage Equipment	0	0	0	0	0	0
41	344.5	Laboratory Equipment	0	0	0	0	0	0
42	345.5	Power Operated Equipment	0	0	0	0	0	0
43	346.5	Communication Equipment	0	0	0	0	0	0
44	347.5	Miscellaneous Equipment	0	0	0	0	0	0
45	348.5	Other Tangible Plant	0	0	0	0	0	0
46		TOTAL	0	0	0	0	0	97,159

**Schedule of Water and Sewer Accumulated Depreciation
Annual Balances Subsequent to Last Established Rate Base**

Florida Public Service Commission

Pomona Park
Docket No. 060368-WS
Projected Test Year Ending 12/31/07

Schedule: A-8
Page: 2 of 2
Preparer: Robert M. Griffin

Explanation: Schedule A-8 continued

Line No.	(1) Description	(2) Water Year End Balance	(3) Sewer Year End Balance
The balances for this system begin June 30, 2004 in accordance with PSC Amendatory Order			
2000			
30	Additions		NA
31	Retirements		NA
32	Adjustments		NA
33	12/31/00 Balance		NA
2001			
34	Additions		NA
35	Retirements		NA
36	Adjustments		NA
37	12/31/01 Balance		NA
2002			
38	Additions		NA
39	Retirements		NA
40	Adjustments		NA
41	12/31/02 Balance		NA
2003			
42	Additions		NA
43	Retirements		NA
44	Adjustments		NA
45	06/30/04 Amend. Order Balance	77,771	NA
2004			
46	Additions	5,899	NA
47	Retirements	0	NA
48	Adjustments	0	NA
49	12/31/04 Balance	83,670	NA
2005			
50	Additions	11,833	NA
51	Retirements	(2,424)	NA
52	Adjustments	71	NA
53	12/31/05 Balance	93,150	NA
2006			
54	Additions	12,491	NA
55	Retirements	(7,163)	NA
56	Adjustments	520	NA
57	12/31/06 Balance	98,998	NA
2007			
58	Additions	13,616	NA
59	Retirements	(2,728)	NA
60	Adjustments	1,452	NA
61	12/31/07 Balance	111,337	NA

Supporting Schedules: A-9, A-10 (pp 2-5)

27

Schedule of Water Accumulated Depreciation By Primary Account- 2004
 Amendatory Order Balances as of 6/30/04

FWS Properties

Florida Public Service Commission

Pomona Park - Water
 Docket No. 060368-WS
 Schedule Year Ended: 2004
 Historic [x] or Projected []

Explanation: Provide Accum Depn balances by account for the period beginning 6/30/04 when the Florida Water Services properties were acquired by AQUA, Inc. The balances as of 6/30/04 should be from the PSC's Amendatory Order issued February 27, 2006.

Schedule: A-9
 Page: 6 of 8
 Preparer: <name>

Line No.	Acct No.	(1) AccountName	(2) Prior Year 06/30/04	(3) 07/31/04	(4) 08/31/04	(5) 09/30/04	(6) 10/31/04	(7) 11/30/04	(8) 12/31/04
1		INTANGIBLE PLANT	From LOOKUP						
2	301.1	Organization	0	0	0	0	0	0	0
3	302.1	Franchises	0	0	0	0	0	0	0
4	339.1	Other Plant & Misc. Equipment	0	0	0	0	0	0	0
5		SOURCE OF SUPPLY & PUMPING PLANT							
6	303.2	Land & Land Rights	0	0	0	0	0	0	0
7	304.2	Structures & Improvements	12,899	12,899	12,899	12,899	12,899	12,899	12,899
8	305.2	Collect & Impound Reservoirs	0	0	0	0	0	0	0
9	306.2	Lake, River & Other Intakes	0	0	0	0	0	0	0
10	307.2	Wells & Springs	2,386	2,386	2,386	2,386	2,386	2,386	2,386
11	308.2	Infiltration Galleries & Tunnels	0	0	0	0	0	0	0
12	309.2	Supply Mains	344	344	344	344	344	344	344
13	310.2	Power Generation Equipment	25,311	25,311	25,311	25,311	25,311	25,311	25,311
14	311.2	Pumping Equipment	1,149	1,149	1,149	1,149	1,149	1,149	1,149
15	339.2	Other Plant & Misc. Equipment	0	0	0	0	0	0	0
16		WATER TREATMENT PLANT							
17	303.3	Land & Land Rights	0	0	0	0	0	0	0
18	304.3	Structures & Improvements	0	0	0	0	0	0	0
19	311.3	Pumping Equipment	210	210	210	210	210	210	210
20	320.3	Water Treatment Equipment	0	0	0	0	0	0	0
21	339.3	Other Plant & Misc. Equipment	3,048	3,048	3,048	3,048	3,048	3,048	3,048
22		TRANSMISSION & DISTRIBUTION PLANT							
23	303.4	Land & Land Rights	0	0	0	0	0	0	0
24	304.4	Structures & Improvements	0	0	0	0	0	0	0
25	311.4	Pumping Equipment	0	0	0	0	0	0	0
26	330.4	Distr. Reservoirs & Standpipes	11,826	11,826	11,826	11,826	11,826	11,826	11,826
27	331.4	Transm & Distribution Mains	22,211	22,211	22,211	22,211	22,211	22,211	22,211
28	333.4	Services	2,857	2,857	2,857	2,857	2,857	2,857	2,857
29	334.4	Meters & Meter Installations	(4,470)	(4,470)	(4,470)	(4,470)	(4,470)	(4,470)	(4,470)
30	335.4	Hydrants	0	0	0	0	0	0	0
31	336.4	Backflow Prevention	0	0	0	0	0	0	0
32	339.4	Other Plant & Misc. Equipment	0	0	0	0	0	0	0
33		GENERAL PLANT							
34	303.5	Land & Land Rights	0	0	0	0	0	0	0
35	304.5	Structures & Improvements	0	0	0	0	0	0	0
36	340.5	Office Furniture & Equipment	0	0	0	0	0	0	0
37	340.51	Computer Equipment	0	0	0	0	0	0	0
38	341.5	Transportation Equipment	0	0	0	0	0	0	0
39	342.5	Stores Equipment	0	0	0	0	0	0	0
40	343.5	Tools, Shop & Garage Equipment	0	0	0	0	0	0	0
41	344.5	Laboratory Equipment	0	0	0	0	0	0	0
42	345.5	Power Operated Equipment	0	0	0	0	0	0	0
43	346.5	Communication Equipment	0	0	0	0	0	0	0
44	347.5	Miscellaneous Equipment	0	0	0	0	0	0	0
45	348.5	Other Tangible Plant	0	0	0	0	0	0	0
46		TOTAL	77,777	77,777	77,777	77,777	77,777	77,777	77,777

22

Schedule of Water Accumulated Depreciation By Primary Account- 2004								FWS Properties		Florida Public Service Commission	
Adjusted UPIS Balances- June through December Balances for Depn Exp Calc											
Pomona Park - Water			Explanation: Provide Adjusted UPIS balances by account for the period beginning					Schedule: A-9		Page: UPIS 4 of 8	
Docket No. 060368-WS			6/30/04 through the year ended 12/31/04					Preparer: <name>			
Schedule Year Ended: 2004											
Historic [x] or Projected []											
Line No	Acct No	(1) AccountName	(2) Prior Year 06/30/04	(3) 07/31/04	(4) 08/31/04	(5) 09/30/04	(6) 10/31/04	(7) 11/30/04	(8) 12/31/04		
1		INTANGIBLE PLANT									
2	301.1	Organization	0	0	0	0	0	0	0		
3	302.1	Franchises	0	0	0	0	0	0	0		
4	339.1	Other Plant & Misc. Equipment	0	0	0	0	0	0	0		
5		SOURCE OF SUPPLY & PUMPING PLANT									
6	303.2	Land & Land Rights	7,229	7,229	7,229	7,229	7,229	7,229	7,229		
7	304.2	Structures & Improvements	33,197	33,197	33,197	33,197	33,197	33,197	33,197		
8	305.2	Collect. & Impound Reservoirs	0	0	0	0	0	0	0		
9	306.2	Lake, River & Other Intakes	0	0	0	0	0	0	0		
10	307.2	Wells & Springs	3,355	3,355	3,355	3,355	3,355	3,355	3,355		
11	308.2	Infiltration Galleries & Tunnels	0	0	0	0	0	0	0		
12	309.2	Supply Mains	687	687	687	687	687	687	687		
13	310.2	Power Generation Equipment	45,098	45,098	45,098	45,098	45,098	45,098	45,098		
14	311.2	Pumping Equipment	7,659	7,659	7,659	7,659	7,659	7,659	7,659		
15	339.2	Other Plant & Misc. Equipment	0	0	0	0	0	0	0		
16		WATER TREATMENT PLANT									
17	303.3	Land & Land Rights	0	0	0	0	0	0	0		
18	304.3	Structures & Improvements	0	0	0	0	0	0	0		
19	311.3	Pumping Equipment	1,401	1,401	1,401	1,401	1,401	1,401	1,401		
20	320.3	Water Treatment Equipment	0	0	0	0	0	0	0		
21	339.3	Other Plant & Misc. Equipment	6,797	6,797	6,797	6,797	6,797	6,797	6,797		
22		TRANSMISSION & DISTRIBUTION PLANT									
23	303.4	Land & Land Rights	0	0	0	0	0	0	0		
24	304.4	Structures & Improvements	0	0	0	0	0	0	0		
25	311.4	Pumping Equipment	0	0	0	0	0	0	0		
26	330.4	Distr. Reservoirs & Standpipes	56,809	56,809	56,809	56,809	56,809	56,809	56,809		
27	331.4	Transm. & Distribution Mains	239,413	239,413	239,413	239,413	239,413	239,413	240,959		
28	333.4	Services	7,411	7,411	7,411	7,411	7,411	7,411	7,411		
29	334.4	Meters & Meter Installations	12,670	12,670	12,670	12,670	12,670	12,670	12,670		
30	335.4	Hydrants	0	0	0	0	0	0	0		
31	336.4	Backflow Prevention	0	0	0	0	0	0	0		
32	339.4	Other Plant & Misc. Equipment	0	0	0	0	0	0	0		
33		GENERAL PLANT									
34	303.5	Land & Land Rights	0	0	0	0	0	0	0		
35	304.5	Structures & Improvements	0	0	0	0	0	0	0		
36	340.5	Office Furniture & Equipment	0	0	0	0	0	0	0		
37	340.51	Computer Equipment	0	0	0	0	0	0	0		
38	341.5	Transportation Equipment	0	0	0	0	0	0	0		
39	342.5	Stores Equipment	0	0	0	0	0	0	0		
40	343.5	Tools, Shop & Garage Equipment	0	0	0	0	0	0	0		
41	344.5	Laboratory Equipment	0	0	0	0	0	0	0		
42	345.5	Power Operated Equipment	0	0	0	0	0	0	0		
43	346.5	Communication Equipment	0	0	0	0	0	0	0		
44	347.5	Miscellaneous Equipment	0	0	0	0	0	0	0		
45	348.5	Other Tangible Plant	0	0	0	0	0	0	0		
46		TOTAL	421,726	421,726	421,726	421,726	421,726	421,726	423,272		

Schedule of Water Accumulated Depreciation By Primary Account- 2004				FWS Properties				Florida Public Service Commission			
Depreciation Rates for Water Accounts- 2004											
Pomona Park - Water				This Schedule shows the Commission Authorized Depreciation rates for 2004				Schedule: A-9			
Docket No. 060368-WS								Page: 2b			
Schedule Year Ended: 2004								Preparer: <name>			
Historic [x] or Projected []											
Line No.	Acct No.	(1) Account Name	(2) Annual Rate	(3) 07/31/04	(4) 08/31/04	(5) 09/30/04	(6) 10/31/04	(7) 11/30/04	(8) 12/31/04		
1		INTANGIBLE PLANT	From FWS:Depr:LOOKUP								
			Monthly Rates								
2	301.1	Organization	0.00%	0.00%	0.00%	0.00%	0.00%	0.00%	0.00%		
3	302.1	Franchises	0.00%	0.00%	0.00%	0.00%	0.00%	0.00%	0.00%		
4	339.1	Other Plant & Misc. Equipment	4.00%	0.33%	0.33%	0.33%	0.33%	0.33%	0.33%		
5		SOURCE OF SUPPLY & PUMPING PLANT									
6	303.2	Land & Land Rights									
7	304.2	Structures & Improvements	3.03%	0.25%	0.25%	0.25%	0.25%	0.25%	0.25%		
8	305.2	Collect. & Impound Reservoirs	0.00%	0.00%	0.00%	0.00%	0.00%	0.00%	0.00%		
9	306.2	Lake, River & Other Intakes	0.00%	0.00%	0.00%	0.00%	0.00%	0.00%	0.00%		
10	307.2	Wells & Springs	3.33%	0.28%	0.28%	0.28%	0.28%	0.28%	0.28%		
11	308.2	Infiltration Galleries & Tunnels	0.00%	0.00%	0.00%	0.00%	0.00%	0.00%	0.00%		
12	309.2	Supply Mains	2.86%	0.24%	0.24%	0.24%	0.24%	0.24%	0.24%		
13	310.2	Power Generation Equipment	5.00%	0.42%	0.42%	0.42%	0.42%	0.42%	0.42%		
14	311.2	Pumping Equipment	5.00%	0.42%	0.42%	0.42%	0.42%	0.42%	0.42%		
15	339.2	Other Plant & Misc. Equipment	4.00%	0.33%	0.33%	0.33%	0.33%	0.33%	0.33%		
16		WATER TREATMENT PLANT									
17	303.3	Land & Land Rights									
18	304.3	Structures & Improvements	3.03%	0.25%	0.25%	0.25%	0.25%	0.25%	0.25%		
19	311.3	Pumping Equipment	5.00%	0.42%	0.42%	0.42%	0.42%	0.42%	0.42%		
20	320.3	Water Treatment Equipment	4.55%	0.38%	0.38%	0.38%	0.38%	0.38%	0.38%		
21	339.3	Other Plant & Misc. Equipment	4.00%	0.33%	0.33%	0.33%	0.33%	0.33%	0.33%		
22		TRANSMISSION & DISTRIBUTION PLANT									
23	303.4	Land & Land Rights									
24	304.4	Structures & Improvements	3.03%	0.25%	0.25%	0.25%	0.25%	0.25%	0.25%		
25	311.4	Pumping Equipment	5.00%	0.42%	0.42%	0.42%	0.42%	0.42%	0.42%		
26	330.4	Distr. Reservoirs & Standpipes	2.70%	0.23%	0.23%	0.23%	0.23%	0.23%	0.23%		
27	331.4	Transm. & Distribution Mains	2.22%	0.19%	0.19%	0.19%	0.19%	0.19%	0.19%		
28	333.4	Services	2.50%	0.21%	0.21%	0.21%	0.21%	0.21%	0.21%		
29	334.4	Meters & Meter Installations	5.00%	0.42%	0.42%	0.42%	0.42%	0.42%	0.42%		
30	335.4	Hydrants	0.00%	0.00%	0.00%	0.00%	0.00%	0.00%	0.00%		
31	336.4	Backflow Prevention	0.00%	0.00%	0.00%	0.00%	0.00%	0.00%	0.00%		
32	339.4	Other Plant & Misc. Equipment	4.00%	0.33%	0.33%	0.33%	0.33%	0.33%	0.33%		
33		GENERAL PLANT									
34	303.5	Land & Land Rights									
35	304.5	Structures & Improvements	3.03%	0.25%	0.25%	0.25%	0.25%	0.25%	0.25%		
36	340.5	Office Furniture & Equipment	0.00%	0.00%	0.00%	0.00%	0.00%	0.00%	0.00%		
37	340.51	Computer Equipment	0.00%	0.00%	0.00%	0.00%	0.00%	0.00%	0.00%		
38	341.5	Transportation Equipment	0.00%	0.00%	0.00%	0.00%	0.00%	0.00%	0.00%		
39	342.5	Stores Equipment	0.00%	0.00%	0.00%	0.00%	0.00%	0.00%	0.00%		
40	343.5	Tools, Shop & Garage Equipment	0.00%	0.00%	0.00%	0.00%	0.00%	0.00%	0.00%		
41	344.5	Laboratory Equipment	6.67%	0.56%	0.56%	0.56%	0.56%	0.56%	0.56%		
42	345.5	Power Operated Equipment	0.00%	0.00%	0.00%	0.00%	0.00%	0.00%	0.00%		
43	346.5	Communication Equipment	0.00%	0.00%	0.00%	0.00%	0.00%	0.00%	0.00%		
44	347.5	Miscellaneous Equipment	0.00%	0.00%	0.00%	0.00%	0.00%	0.00%	0.00%		
45	348.5	Other Tangible Plant	0.00%	0.00%	0.00%	0.00%	0.00%	0.00%	0.00%		

36

Schedule of Water Accumulated Depreciation By Primary Account- 2004
 Depreciation Expense- July through December 2004

FWS Properties

Florida Public Service Commission

Pomona Park - Water
 Docket No. 060368-WS
 Schedule Year Ended: 2004
 Historic [x] or Projected []

Explanation: Provide monthly Depreciation Expense for 2004

Schedule: A-9
 Page: 6 of 8
 Preparer: <name>

Line No.	Acct No.	(1) AccountName	(2)	(3)	(4)	(5)	(6)	(7)	(8)											
				July	Aug	Sep	Oct	Nov	Dec											
1		INTANGIBLE PLANT																		
2	301.1	Organization		0	0	0	0	0	0	0										
3	302.1	Franchises		0	0	0	0	0	0	0										
4	339.1	Other Plant & Misc. Equipment		0	0	0	0	0	0	0										
5		SOURCE OF SUPPLY & PUMPING PLANT																		
6	303.2	Land & Land Rights		0	0	0	0	0	0	0										
7	304.2	Structures & Improvements	84	84	84	84	84	84	84	84										
8	305.2	Collect & Impound Reservoirs		0	0	0	0	0	0	0										
9	306.2	Lake, River & Other Intakes		0	0	0	0	0	0	0										
10	307.2	Wells & Springs		9	9	9	9	9	9	9										
11	308.2	Infiltration Galleries & Tunnels		0	0	0	0	0	0	0										
12	309.2	Supply Mains		2	2	2	2	2	2	2										
13	310.2	Power Generation Equipment	188	188	188	188	188	188	188	188										
14	311.2	Pumping Equipment	32	32	32	32	32	32	32	32										
15	339.2	Other Plant & Misc. Equipment		0	0	0	0	0	0	0										
16		WATER TREATMENT PLANT																		
17	303.3	Land & Land Rights		0	0	0	0	0	0	0										
18	304.3	Structures & Improvements		0	0	0	0	0	0	0										
19	311.3	Pumping Equipment		6	6	6	6	6	6	6										
20	320.3	Water Treatment Equipment		0	0	0	0	0	0	0										
21	339.3	Other Plant & Misc. Equipment	23	23	23	23	23	23	23	23										
22		TRANSMISSION & DISTRIBUTION PLANT																		
23	303.4	Land & Land Rights		0	0	0	0	0	0	0										
24	304.4	Structures & Improvements		0	0	0	0	0	0	0										
25	311.4	Pumping Equipment		0	0	0	0	0	0	0										
26	330.4	Distr. Reservoirs & Standpipes	128	128	128	128	128	128	128	128										
27	331.4	Transm. & Distribution Mains	443	443	443	443	443	443	443	446										
28	333.4	Services	15	15	15	15	15	15	15	15										
29	334.4	Meters & Meter Installations	53	53	53	53	53	53	53	53										
30	335.4	Hydrants		0	0	0	0	0	0	0										
31	336.4	Backflow Prevention		0	0	0	0	0	0	0										
32	339.4	Other Plant & Misc. Equipment		0	0	0	0	0	0	0										
33		GENERAL PLANT																		
34	303.5	Land & Land Rights		0	0	0	0	0	0	0										
35	304.5	Structures & Improvements		0	0	0	0	0	0	0										
36	340.5	Office Furniture & Equipment		0	0	0	0	0	0	0										
37	340.51	Computer Equipment		0	0	0	0	0	0	0										
38	341.5	Transportation Equipment		0	0	0	0	0	0	0										
39	342.5	Stores Equipment		0	0	0	0	0	0	0										
40	343.5	Tools, Shop & Garage Equipment		0	0	0	0	0	0	0										
41	344.5	Laboratory Equipment		0	0	0	0	0	0	0										
42	345.5	Power Operated Equipment		0	0	0	0	0	0	0										
43	346.5	Communication Equipment		0	0	0	0	0	0	0										
44	347.5	Miscellaneous Equipment		0	0	0	0	0	0	0										
45	348.5	Other Tangible Plant		0	0	0	0	0	0	0										
46		TOTAL		983	983	983	983	983	983	986	5,899									

31

Schedule of Water Accumulated Depreciation By Primary Account- 2004		Florida Public Service Commission									
Retirements-July through December 2004		Schedule: A-9									
Pomona Park - Water		Page: 7 of 8									
Docket No. 060368-WS		Preparer: <name>									
Schedule Year Ended: 2004		Explanation: Provide Retirements that were physically made after the date of Acquisition 6/30/04									
Historic [x] or Projected []		=input field									
Line No.	Acc't No.	(1) Account Name	(2)	(3) Jul	(4) Aug	(5) Sep	(6) Oct	(7) Nov	(8) Dec		
1		INTANGIBLE PLAN									
2	301.1	Organization		0	0	0	0	0	0		
3	302.1	Franchises		0	0	0	0	0	0		
4	339.1	Other Plant & Misc. Equipment		0	0	0	0	0	0		
5		SOURCE OF SUPPLY & PUMPING PLANT									
6	303.2	Land & Land Rights		0	0	0	0	0	0		
7	304.2	Structures & Improvements		0	0	0	0	0	0		
8	305.2	Collect. & Impound Reservoirs		0	0	0	0	0	0		
9	306.2	Lake, River & Other Intakes		0	0	0	0	0	0		
10	307.2	Wells & Springs		0	0	0	0	0	0		
11	308.2	Infiltration Galleries & Tunnels		0	0	0	0	0	0		
12	309.2	Supply Mains		0	0	0	0	0	0		
13	310.2	Power Generation Equipment		0	0	0	0	0	0		
14	311.2	Pumping Equipment		0	0	0	0	0	0		
15	339.2	Other Plant & Misc. Equipment		0	0	0	0	0	0		
16		WATER TREATMENT PLANT									
17	303.3	Land & Land Rights		0	0	0	0	0	0		
18	304.3	Structures & Improvements		0	0	0	0	0	0		
19	311.3	Pumping Equipment		0	0	0	0	0	0		
20	320.3	Water Treatment Equipment		0	0	0	0	0	0		
21	339.3	Other Plant & Misc. Equipment		0	0	0	0	0	0		
22		TRANSMISSION & DISTRIBUTION PLANT									
23	303.4	Land & Land Rights		0	0	0	0	0	0		
24	304.4	Structures & Improvements		0	0	0	0	0	0		
25	311.4	Pumping Equipment		0	0	0	0	0	0		
26	330.4	Dist. Reservoirs & Standpipes		0	0	0	0	0	0		
27	331.4	Transm. & Distribution Mains		0	0	0	0	0	0		
28	333.4	Services		0	0	0	0	0	0		
29	334.4	Meters & Meter Installations		0	0	0	0	0	0		
30	335.4	Hydrants		0	0	0	0	0	0		
31	336.4	Backflow Prevention		0	0	0	0	0	0		
32	339.4	Other Plant & Misc. Equipment		0	0	0	0	0	0		
33		GENERAL PLANT									
34	303.5	Land & Land Rights		0	0	0	0	0	0		
35	304.5	Structures & Improvements		0	0	0	0	0	0		
36	340.5	Office Furniture & Equipment		0	0	0	0	0	0		
37	340.51	Computer Equipment		0	0	0	0	0	0		
38	341.5	Transportation Equipment		0	0	0	0	0	0		
39	342.5	Stores Equipment		0	0	0	0	0	0		
40	343.5	Tools, Shop & Garage Equipment		0	0	0	0	0	0		
41	344.5	Laboratory Equipment		0	0	0	0	0	0		
42	345.5	Power Operated Equipment		0	0	0	0	0	0		
43	346.5	Communication Equipment		0	0	0	0	0	0		
44	347.5	Miscellaneous Equipment		0	0	0	0	0	0		
45	348.5	Other Tangible Plant		0	0	0	0	0	0		
46		TOTAL		0	0	0	0	0	0		

Schedule of Water Accumulated Depreciation By Primary Account- 2004
 Adjustments to Accumulated Depreciation-July through December 2004

FWS Properties


Florida Public Service Commission

Pomona Park - Water
 Docket No. 060368-WS
 Schedule Year Ended: 2004
 Historic [x] or Projected []

Explanation: Provide Adjustments to the Accumulated Depreciation Balances in
 Amendatory Order other than changes resulting from Depreciation Expense,
 or Plant Retirements.

Schedule: A-9
 Page: 8 of 8
 Preparer: <name>

Line No.	Acct No.	(1) AccountName	(2)	(3) Jul	(4) Aug	(5) Sep	(6) Oct	(7) Nov	(8) Dec
1		INTANGIBLE PLANT							
2	301.1	Organization							
3	302.1	Franchises							
4	339.1	Other Plant & Misc. Equipment							
5		SOURCE OF SUPPLY & PUMPING PLANT							
6	303.2	Land & Land Rights							
7	304.2	Structures & Improvements							
8	305.2	Collect. & Impound Reservoirs							
9	306.2	Lake, River & Other Intakes							
10	307.2	Wells & Springs							
11	308.2	Infiltration Galleries & Tunnels							
12	309.2	Supply Mains							
13	310.2	Power Generation Equipment							
14	311.2	Pumping Equipment							
15	339.2	Other Plant & Misc. Equipment							
16		WATER TREATMENT PLANT							
17	303.3	Land & Land Rights							
18	304.3	Structures & Improvements							
19	311.3	Pumping Equipment							
20	320.3	Water Treatment Equipment							
21	339.3	Other Plant & Misc. Equipment							
22		TRANSMISSION & DISTRIBUTION PLANT							
23	303.4	Land & Land Rights							
24	304.4	Structures & Improvements							
25	311.4	Pumping Equipment							
26	330.4	Distr. Reservoirs & Standpipes							
27	331.4	Transm. & Distribution Mains							
28	333.4	Services							
29	334.4	Meters & Meter Installations							
30	335.4	Hydrants							
31	336.4	Backflow Prevention							
32	339.4	Other Plant & Misc. Equipment							
33		GENERAL PLANT							
34	303.5	Land & Land Rights							
35	304.5	Structures & Improvements							
36	340.5	Office Furniture & Equipment							
37	340.51	Computer Equipment							
38	341.5	Transportation Equipment							
39	342.5	Stores Equipment							
40	343.5	Tools, Shop & Garage Equipment							
41	344.5	Laboratory Equipment							
42	345.5	Power Operated Equipment							
43	346.5	Communication Equipment							
44	347.5	Miscellaneous Equipment							
45	348.5	Other Tangible Plant							
46		TOTAL		0	0	0	0	0	0



Schedule of Water Accumulated Depreciation By Primary Account- 2004
 Adjusted Accumulated Depreciation Balances- June through December 2004

FWS Properties

Florida Public Service Commission

Pomona Park - Water
 Docket No. 060368-WS
 Schedule Year Ended: 2004
 Historic [x] or Projected []

Explanation: Provide Adjusted Accum Depn balances by account for the period beginning 6/30/04 when the Florida Water Services properties were acquired by AQUA, Inc. through the year ended 12/31/04. While 2006 is the historical test year, balances back to 6/30/04 are needed since adjustments to book balances are made beginning that date.

Schedule: A-9
 Page: 4 of 8
 Preparer: <name>

Line No.	Acct No.	(1) AccountName	(2) 06/30/04	(3) 07/31/04	(4) 08/31/04	(5) 09/30/04	(6) 10/31/04	(7) 11/30/04	(8) 12/31/04
1		INTANGIBLE PLANT							
2	301.1	Organization	0	0	0	0	0	0	0
3	302.1	Franchises	0	0	0	0	0	0	0
4	339.1	Other Plant & Misc. Equipment	0	0	0	0	0	0	0
5		SOURCE OF SUPPLY & PUMPING PLANT							
6	303.2	Land & Land Rights	0	0	0	0	0	0	0
7	304.2	Structures & Improvements	12,899	12,983	13,067	13,150	13,234	13,318	13,402
8	305.2	Collect. & Impound Reservoirs	0	0	0	0	0	0	0
9	306.2	Lake, River & Other Intakes	0	0	0	0	0	0	0
10	307.2	Wells & Springs	2,386	2,395	2,405	2,414	2,423	2,433	2,442
11	308.2	Infiltration Galleries & Tunnels	0	0	0	0	0	0	0
12	309.2	Supply Mains	344	346	347	349	351	352	354
13	310.2	Power Generation Equipment	25,311	25,499	25,687	25,875	26,063	26,251	26,438
14	311.2	Pumping Equipment	1,149	1,181	1,213	1,245	1,277	1,309	1,340
15	339.2	Other Plant & Misc. Equipment	0	0	0	0	0	0	0
16		WATER TREATMENT PLANT							
17	303.3	Land & Land Rights	0	0	0	0	0	0	0
18	304.3	Structures & Improvements	0	0	0	0	0	0	0
19	311.3	Pumping Equipment	210	216	222	228	233	239	245
20	320.3	Water Treatment Equipment	0	0	0	0	0	0	0
21	339.3	Other Plant & Misc. Equipment	3,048	3,071	3,093	3,116	3,139	3,161	3,184
22		TRANSMISSION & DISTRIBUTION PLANT							
23	303.4	Land & Land Rights	0	0	0	0	0	0	0
24	304.4	Structures & Improvements	0	0	0	0	0	0	0
25	311.4	Pumping Equipment	0	0	0	0	0	0	0
26	330.4	Distr. Reservoirs & Standpipes	11,826	11,954	12,082	12,210	12,338	12,466	12,594
27	331.4	Transm. & Distribution Mains	22,211	22,654	23,098	23,541	23,984	24,428	24,874
28	333.4	Services	2,857	2,872	2,888	2,903	2,919	2,934	2,950
29	334.4	Meters & Meter Installations	(4,470)	(4,417)	(4,364)	(4,312)	(4,259)	(4,206)	(4,153)
30	335.4	Hydrants	0	0	0	0	0	0	0
31	336.4	Backflow Prevention	0	0	0	0	0	0	0
32	339.4	Other Plant & Misc. Equipment	0	0	0	0	0	0	0
33		GENERAL PLANT							
34	303.5	Land & Land Rights	0	0	0	0	0	0	0
35	304.5	Structures & Improvements	0	0	0	0	0	0	0
36	340.5	Office Furniture & Equipment	0	0	0	0	0	0	0
37	340.51	Computer Equipment	0	0	0	0	0	0	0
38	341.5	Transportation Equipment	0	0	0	0	0	0	0
39	342.5	Stores Equipment	0	0	0	0	0	0	0
40	343.5	Tools, Shop & Garage Equipment	0	0	0	0	0	0	0
41	344.5	Laboratory Equipment	0	0	0	0	0	0	0
42	345.5	Power Operated Equipment	0	0	0	0	0	0	0
43	346.5	Communication Equipment	0	0	0	0	0	0	0
44	347.5	Miscellaneous Equipment	0	0	0	0	0	0	0
45	348.5	Other Tangible Plant	0	0	0	0	0	0	0
46		TOTAL	77,771	78,754	79,736	80,719	81,702	82,684	83,670
									83,670

24

Schedule of Water Accumulated Depreciation By Primary Account- 2006
Adjusted 2006 UPIS Balances for Depn Exp Calc

Florida Public Service Commission

Pomona Park - Water
Docket No. 060368-WS
Schedule Year Ended: 2006
Historic [x] or Projected []

Explanation: Provide Adjusted UPIS balances by account for the period beginning 12/31/04 through the year ended 12/31/05.

Schedule: A-9
Page: UPIS 4 of 8
Preparer: <name>

Line No.	Acct No.	(1) Account Name	(2) 12/31/04	(3) 01/31/05	(4) 02/28/05	(5) 03/31/05	(6) 04/30/05	(7) 05/31/05	(8) 06/30/05	(9) 07/31/05	(10) 08/31/05	(11) 09/30/05	(12) 10/31/05	(13) 11/30/05	(14) 12/31/05	(15) Average Balance
1		INTANGIBLE PLANT														
2	301.1	Organization	0	0	0	0	0	0	0	0	0	0	0	0	0	0
3	302.1	Franchises	0	0	0	0	0	0	0	0	0	0	0	0	0	0
4	339.1	Other Plant & Misc. Equipment	0	0	0	0	0	0	0	0	0	0	0	0	0	0
5		SOURCE OF SUPPLY & PUMPING PLANT														
6	303.2	Land & Land Rights	7,229	7,229	7,229	7,229	7,229	7,229	7,229	7,229	7,229	7,229	7,229	7,229	7,229	7,229
7	304.2	Structures & Improvements	33,197	33,197	33,197	33,197	33,197	33,197	33,197	33,197	33,197	33,197	33,197	33,197	33,197	33,197
8	305.2	Collect. & Impound Reservoirs	0	0	0	0	0	0	0	0	0	0	0	0	0	0
9	306.2	Lake, River & Other Intakes	0	0	0	0	0	0	0	0	0	0	0	0	0	0
10	307.2	Wells & Springs	3,355	3,355	3,355	3,355	3,355	3,355	3,355	3,355	3,355	3,355	3,355	3,355	3,355	3,355
11	308.2	Infiltration Galleries & Tunnels	0	0	0	0	0	0	0	0	0	0	0	0	0	0
12	309.2	Supply Mains	687	687	687	687	687	687	687	687	687	687	687	687	687	687
13	310.2	Power Generation Equipment	45,098	45,098	45,098	45,098	45,098	45,098	45,098	45,098	45,098	45,098	45,098	45,098	45,098	45,098
14	311.2	Pumping Equipment	7,659	7,659	7,659	7,659	7,659	7,659	7,659	7,659	7,659	7,659	7,659	7,659	7,659	7,659
15	339.2	Other Plant & Misc. Equipment	0	0	0	0	0	0	0	0	0	0	0	0	0	0
16		WATER TREATMENT PLANT														
17	303.3	Land & Land Rights	0	0	0	0	0	0	0	0	0	0	0	0	0	0
18	304.3	Structures & Improvements	0	0	0	0	0	0	0	0	0	0	0	0	0	0
19	311.3	Pumping Equipment	1,401	1,401	1,401	1,401	1,401	1,401	1,401	1,401	1,401	1,401	1,401	1,401	1,401	1,401
20	320.3	Water Treatment Equipment	0	0	0	0	0	0	0	0	0	0	0	0	0	0
21	339.3	Other Plant & Misc. Equipment	6,797	6,797	6,797	6,797	6,797	6,797	6,797	6,797	6,797	6,797	6,797	6,797	6,797	6,797
22		TRANSMISSION & DISTRIBUTION PLANT														
23	303.4	Land & Land Rights	0	0	0	0	0	0	0	0	0	0	0	0	0	0
24	304.4	Structures & Improvements	0	0	0	0	0	0	0	0	0	0	0	0	0	0
25	311.4	Pumping Equipment	0	0	0	0	0	0	0	0	0	0	0	0	0	0
26	330.4	Distr. Reservoirs & Standpipes	56,809	56,809	56,809	56,809	56,809	56,809	56,809	56,809	56,809	56,809	56,809	56,809	56,809	56,809
27	331.4	Transm. & Distribution Mains	240,959	240,959	240,959	240,959	240,959	240,959	240,959	241,522	241,522	241,522	241,522	241,522	242,104	241,264
28	333.4	Services	7,411	7,411	7,411	7,411	7,411	7,411	7,411	7,411	7,411	7,411	7,411	7,411	7,411	7,411
29	334.4	Meters & Meter Installations	12,670	12,670	12,670	12,670	12,670	12,670	12,670	12,670	12,670	12,670	12,670	12,670	12,670	12,670
30	335.4	Hydrants	0	0	0	0	0	0	0	0	0	0	0	0	0	0
31	336.4	Backflow Prevention	0	0	0	0	0	0	0	0	0	0	0	0	0	0
32	339.4	Other Plant & Misc. Equipment	0	0	0	0	0	0	0	0	0	0	0	0	0	0
33		GENERAL PLANT														
34	303.5	Land & Land Rights	0	0	0	0	0	0	0	0	0	0	0	0	0	0
35	304.5	Structures & Improvements	0	0	0	0	0	0	0	0	0	0	0	0	0	0
36	340.5	Office Furniture & Equipment	0	0	0	0	0	0	0	0	0	0	0	0	0	0
37	340.51	Computer Equipment	0	0	0	0	0	0	0	0	0	0	0	0	0	0
38	341.5	Transportation Equipment	0	0	0	0	0	0	0	0	0	0	0	0	0	0
39	342.5	Stores Equipment	0	0	0	0	0	0	0	0	0	0	0	0	0	0
40	343.5	Tools, Shop & Garage Equipment	0	0	0	0	0	0	0	0	0	0	0	0	0	0
41	344.5	Laboratory Equipment	0	0	0	0	0	0	0	0	0	0	0	0	0	0
42	345.5	Power Operated Equipment	0	0	0	0	0	0	0	0	0	0	0	0	0	0
43	346.5	Communication Equipment	0	0	0	0	0	0	0	0	0	0	0	0	0	0
44	347.5	Miscellaneous Equipment	0	0	0	0	0	0	0	0	0	0	0	0	0	0
45	348.5	Other Tangible Plant	0	0	0	0	0	0	0	0	0	0	0	0	0	0
46		TOTAL	423,272	423,272	423,272	423,272	423,272	423,272	423,272	423,835	423,835	423,835	423,835	423,835	424,417	423,577

Schedule of Water Accumulated Depreciation By Primary Account- 2006
 Depreciation Rates for Water Accounts- 2006

Florida Public Service Commission

Pomona Park - Water
 Docket No. 060368-WS
 Schedule Year Ended: 2006
 Historic [x] or Projected []

This Schedule shows the Commission Authorized Depreciation rates for 2006

Schedule: A-9
 Page: 2b
 Preparer: <name>

Line No.	Acct No.	(1) Account Name	(2) Annual Rate	(7) Monthly Rates											
				(3) Jan	(4) Feb	(5) Mar	(6) Apr	(7) May	(8) Jun	(9) Jul	(10) Aug	(11) Sep	(12) Oct	(13) Nov	(14) Dec
1		INTANGIBLE PLANT													
2	301.1	Organization	0.00%	0.00%	0.00%	0.00%	0.00%	0.00%	0.00%	0.00%	0.00%	0.00%	0.00%	0.00%	0.00%
3	302.1	Franchises	0.00%	0.00%	0.00%	0.00%	0.00%	0.00%	0.00%	0.00%	0.00%	0.00%	0.00%	0.00%	0.00%
4	339.1	Other Plant & Misc. Equipment	4.00%	0.33%	0.33%	0.33%	0.33%	0.33%	0.33%	0.33%	0.33%	0.33%	0.33%	0.33%	0.33%
5		SOURCE OF SUPPLY & PUMPING PLANT													
6	303.2	Land & Land Rights													
7	304.2	Structures & Improvements	3.03%	0.25%	0.25%	0.25%	0.25%	0.25%	0.25%	0.25%	0.25%	0.25%	0.25%	0.25%	0.25%
8	305.2	Collect. & Impound Reservoirs	0.00%	0.00%	0.00%	0.00%	0.00%	0.00%	0.00%	0.00%	0.00%	0.00%	0.00%	0.00%	0.00%
9	306.2	Lake, River & Other Intakes	0.00%	0.00%	0.00%	0.00%	0.00%	0.00%	0.00%	0.00%	0.00%	0.00%	0.00%	0.00%	0.00%
10	307.2	Wells & Springs	3.33%	0.28%	0.28%	0.28%	0.28%	0.28%	0.28%	0.28%	0.28%	0.28%	0.28%	0.28%	0.28%
11	308.2	Infiltration Galleries & Tunnels	0.00%	0.00%	0.00%	0.00%	0.00%	0.00%	0.00%	0.00%	0.00%	0.00%	0.00%	0.00%	0.00%
12	309.2	Supply Mains	2.86%	0.24%	0.24%	0.24%	0.24%	0.24%	0.24%	0.24%	0.24%	0.24%	0.24%	0.24%	0.24%
13	310.2	Power Generation Equipment	5.00%	0.42%	0.42%	0.42%	0.42%	0.42%	0.42%	0.42%	0.42%	0.42%	0.42%	0.42%	0.42%
14	311.2	Pumping Equipment	5.00%	0.42%	0.42%	0.42%	0.42%	0.42%	0.42%	0.42%	0.42%	0.42%	0.42%	0.42%	0.42%
15	339.2	Other Plant & Misc. Equipment	4.00%	0.33%	0.33%	0.33%	0.33%	0.33%	0.33%	0.33%	0.33%	0.33%	0.33%	0.33%	0.33%
16		WATER TREATMENT PLANT													
17	303.3	Land & Land Rights													
18	304.3	Structures & Improvements	3.03%	0.25%	0.25%	0.25%	0.25%	0.25%	0.25%	0.25%	0.25%	0.25%	0.25%	0.25%	0.25%
19	311.3	Pumping Equipment	5.00%	0.42%	0.42%	0.42%	0.42%	0.42%	0.42%	0.42%	0.42%	0.42%	0.42%	0.42%	0.42%
20	320.3	Water Treatment Equipment	4.55%	0.38%	0.38%	0.38%	0.38%	0.38%	0.38%	0.38%	0.38%	0.38%	0.38%	0.38%	0.38%
21	339.3	Other Plant & Misc. Equipment	4.00%	0.33%	0.33%	0.33%	0.33%	0.33%	0.33%	0.33%	0.33%	0.33%	0.33%	0.33%	0.33%
22		TRANSMISSION & DISTRIBUTION PLANT													
23	303.4	Land & Land Rights													
24	304.4	Structures & Improvements	3.03%	0.25%	0.25%	0.25%	0.25%	0.25%	0.25%	0.25%	0.25%	0.25%	0.25%	0.25%	0.25%
25	311.4	Pumping Equipment	5.00%	0.42%	0.42%	0.42%	0.42%	0.42%	0.42%	0.42%	0.42%	0.42%	0.42%	0.42%	0.42%
26	330.4	Distr. Reservoirs & Standpipes	2.70%	0.23%	0.23%	0.23%	0.23%	0.23%	0.23%	0.23%	0.23%	0.23%	0.23%	0.23%	0.23%
27	331.4	Transm. & Distribution Mains	2.22%	0.19%	0.19%	0.19%	0.19%	0.19%	0.19%	0.19%	0.19%	0.19%	0.19%	0.19%	0.19%
28	333.4	Services	2.50%	0.21%	0.21%	0.21%	0.21%	0.21%	0.21%	0.21%	0.21%	0.21%	0.21%	0.21%	0.21%
29	334.4	Meters & Meter Installations	5.00%	0.42%	0.42%	0.42%	0.42%	0.42%	0.42%	0.42%	0.42%	0.42%	0.42%	0.42%	0.42%
30	335.4	Hydrants	0.00%	0.00%	0.00%	0.00%	0.00%	0.00%	0.00%	0.00%	0.00%	0.00%	0.00%	0.00%	0.00%
31	336.4	Backflow Prevention	0.00%	0.00%	0.00%	0.00%	0.00%	0.00%	0.00%	0.00%	0.00%	0.00%	0.00%	0.00%	0.00%
32	339.4	Other Plant & Misc. Equipment	4.00%	0.33%	0.33%	0.33%	0.33%	0.33%	0.33%	0.33%	0.33%	0.33%	0.33%	0.33%	0.33%
33		GENERAL PLANT													
34	303.5	Land & Land Rights													
35	304.5	Structures & Improvements	3.03%	0.25%	0.25%	0.25%	0.25%	0.25%	0.25%	0.25%	0.25%	0.25%	0.25%	0.25%	0.25%
36	340.5	Office Furniture & Equipment	0.00%	0.00%	0.00%	0.00%	0.00%	0.00%	0.00%	0.00%	0.00%	0.00%	0.00%	0.00%	0.00%
37	340.51	Computer Equipment	0.00%	0.00%	0.00%	0.00%	0.00%	0.00%	0.00%	0.00%	0.00%	0.00%	0.00%	0.00%	0.00%
38	341.5	Transportation Equipment	0.00%	0.00%	0.00%	0.00%	0.00%	0.00%	0.00%	0.00%	0.00%	0.00%	0.00%	0.00%	0.00%
39	342.5	Stores Equipment	0.00%	0.00%	0.00%	0.00%	0.00%	0.00%	0.00%	0.00%	0.00%	0.00%	0.00%	0.00%	0.00%
40	343.5	Tools, Shop & Garage Equipment	0.00%	0.00%	0.00%	0.00%	0.00%	0.00%	0.00%	0.00%	0.00%	0.00%	0.00%	0.00%	0.00%
41	344.5	Laboratory Equipment	6.67%	0.56%	0.56%	0.56%	0.56%	0.56%	0.56%	0.56%	0.56%	0.56%	0.56%	0.56%	0.56%
42	345.5	Power Operated Equipment	0.00%	0.00%	0.00%	0.00%	0.00%	0.00%	0.00%	0.00%	0.00%	0.00%	0.00%	0.00%	0.00%
43	346.5	Communication Equipment	0.00%	0.00%	0.00%	0.00%	0.00%	0.00%	0.00%	0.00%	0.00%	0.00%	0.00%	0.00%	0.00%
44	347.5	Miscellaneous Equipment	0.00%	0.00%	0.00%	0.00%	0.00%	0.00%	0.00%	0.00%	0.00%	0.00%	0.00%	0.00%	0.00%
45	348.5	Other Tangible Plant	0.00%	0.00%	0.00%	0.00%	0.00%	0.00%	0.00%	0.00%	0.00%	0.00%	0.00%	0.00%	0.00%

96

Schedule of Water Accumulated Depreciation By Primary Account- 2006
 Depreciation Expense- 2006

Florida Public Service Commission

Pomona Park - Water
 Docket No. 060368-WS
 Schedule Year Ended: 2006
 Historic [x] or Projected []

Schedule: A-9
 Page: 6 of 8
 Preparer: <name>

Explanation: Provide the monthly Depreciation Expense for 2006

Line No.	Acct No.	(1) AccountName	(2)	(3)	(4)	(5)	(6)	(7)	(8)	(9)	(10)	(11)	(12)	(13)	(14) Test Year End	(15) 2005 Total
			Jan	Feb	Mar	Apr	May	Jun	Jul	Aug	Sep	Oct	Nov	Dec	Total	
1		INTANGIBLE PLANT														
2	301.1	Organization	0	0	0	0	0	0	0	0	0	0	0	0	0	0
3	302.1	Franchises	0	0	0	0	0	0	0	0	0	0	0	0	0	0
4	339.1	Other Plant & Misc. Equipment	0	0	0	0	0	0	0	0	0	0	0	0	0	0
5		SOURCE OF SUPPLY & PUMPING PLANT														
6	303.2	Land & Land Rights	0	0	0	0	0	0	0	0	0	0	0	0	0	0
7	304.2	Structures & Improvements	84	84	84	84	84	84	84	84	84	84	84	84	84	1,006
8	305.2	Collect. & Impound Reservoirs	0	0	0	0	0	0	0	0	0	0	0	0	0	0
9	306.2	Lake, River & Other Intakes	0	0	0	0	0	0	0	0	0	0	0	0	0	0
10	307.2	Wells & Springs	9	9	9	9	9	9	9	9	9	9	9	9	9	112
11	308.2	Infiltration Galleries & Tunnels	0	0	0	0	0	0	0	0	0	0	0	0	0	0
12	309.2	Supply Mains	2	2	2	2	2	2	2	2	2	2	2	2	2	20
13	310.2	Power Generation Equipment	188	188	188	188	188	188	188	188	188	188	188	188	188	2,255
14	311.2	Pumping Equipment	32	32	32	32	32	32	32	32	32	32	32	32	32	383
15	339.2	Other Plant & Misc. Equipment	0	0	0	0	0	0	0	0	0	0	0	0	0	0
16		WATER TREATMENT PLANT														
17	303.3	Land & Land Rights	0	0	0	0	0	0	0	0	0	0	0	0	0	0
18	304.3	Structures & Improvements	0	0	0	0	0	0	0	0	0	0	0	0	0	0
19	311.3	Pumping Equipment	6	6	6	6	6	6	6	6	6	6	6	6	6	70
20	320.3	Water Treatment Equipment	0	0	0	0	0	0	0	0	0	0	0	0	0	0
21	339.3	Other Plant & Misc. Equipment	23	23	23	23	23	23	23	23	23	23	23	23	23	272
22		TRANSMISSION & DISTRIBUTION PLANT														
23	303.4	Land & Land Rights	0	0	0	0	0	0	0	0	0	0	0	0	0	0
24	304.4	Structures & Improvements	0	0	0	0	0	0	0	0	0	0	0	0	0	0
25	311.4	Pumping Equipment	0	0	0	0	0	0	0	0	0	0	0	0	0	0
26	330.4	Distr. Reservoirs & Standpipes	128	128	128	128	128	128	128	128	128	128	128	128	128	1,535
27	331.4	Transm. & Distribution Mains	446	446	446	446	446	446	447	447	447	447	447	447	448	5,362
28	333.4	Services	15	15	15	15	15	15	15	15	15	15	15	15	15	185
29	334.4	Meters & Meter Installations	53	53	53	53	53	53	53	53	53	53	53	53	53	634
30	335.4	Hydrants	0	0	0	0	0	0	0	0	0	0	0	0	0	0
31	336.4	Backflow Prevention	0	0	0	0	0	0	0	0	0	0	0	0	0	0
32	339.4	Other Plant & Misc. Equipment	0	0	0	0	0	0	0	0	0	0	0	0	0	0
33		GENERAL PLANT														
34	303.5	Land & Land Rights	0	0	0	0	0	0	0	0	0	0	0	0	0	0
35	304.5	Structures & Improvements	0	0	0	0	0	0	0	0	0	0	0	0	0	0
36	340.5	Office Furniture & Equipment	0	0	0	0	0	0	0	0	0	0	0	0	0	0
37	340.51	Computer Equipment	0	0	0	0	0	0	0	0	0	0	0	0	0	0
38	341.5	Transportation Equipment	0	0	0	0	0	0	0	0	0	0	0	0	0	0
39	342.5	Stores Equipment	0	0	0	0	0	0	0	0	0	0	0	0	0	0
40	343.5	Tools, Shop & Garage Equipment	0	0	0	0	0	0	0	0	0	0	0	0	0	0
41	344.5	Laboratory Equipment	0	0	0	0	0	0	0	0	0	0	0	0	0	0
42	345.5	Power Operated Equipment	0	0	0	0	0	0	0	0	0	0	0	0	0	0
43	346.5	Communication Equipment	0	0	0	0	0	0	0	0	0	0	0	0	0	0
44	347.5	Miscellaneous Equipment	0	0	0	0	0	0	0	0	0	0	0	0	0	0
45	348.5	Other Tangible Plant	0	0	0	0	0	0	0	0	0	0	0	0	0	0
46		TOTAL	986	986	986	986	986	986	986	987	987	987	987	987	988	11,833

27

Schedule of Water Accumulated Depreciation By Primary Account- 2005
Retirements- 2006

Pomona Park - Water
Docket No. 060368-WS
Schedule Year Ended: 2005
Historic [x] or Projected []

Explanation: Provide Retirements for 2005

Florida Public Service Commission

Schedule: A-9
Page: 7 of 8
Preparer: <name>

Line No.	Acct No.	(1) AccountName	(2) - (13)												(14) Test Year End Dec	(15) 2005 Total
			(3) Jan	(4) Feb	(5) Mar	(6) Apr	(7) May	(8) Jun	(9) Jul	(10) Aug	(11) Sep	(12) Oct	(13) Nov			
1		INTANGIBLE PLANT														
2	301.1	Organization	0	0	0	0	0	0	0	0	0	0	0	0	0	0
3	302.1	Franchises	0	0	0	0	0	0	0	0	0	0	0	0	0	0
4	339.1	Other Plant & Misc. Equipment	0	0	0	0	0	0	0	0	0	0	0	0	0	0
5		SOURCE OF SUPPLY & PUMPING PLANT														
6	303.2	Land & Land Rights	0	0	0	0	0	0	0	0	0	0	0	0	0	0
7	304.2	Structures & Improvements	0	0	0	0	0	0	0	0	0	0	0	0	0	0
8	305.2	Collect & Impound Reservoirs	0	0	0	0	0	0	0	0	0	0	0	0	0	0
9	306.2	Lake, River & Other Intakes	0	0	0	0	0	0	0	0	0	0	0	0	0	0
10	307.2	Wells & Springs	0	0	0	0	0	0	0	0	0	0	0	0	0	0
11	308.2	Infiltration Galleries & Tunnels	0	0	0	0	0	0	0	0	0	0	0	0	0	0
12	309.2	Supply Mains	0	0	0	0	0	0	0	0	0	0	0	0	0	0
13	310.2	Power Generation Equipment	0	0	0	0	0	0	0	0	0	0	0	0	0	0
14	311.2	Pumping Equipment	0	0	0	0	0	0	0	0	0	0	0	0	0	0
15	339.2	Other Plant & Misc. Equipment	0	0	0	0	0	0	0	0	0	0	0	0	0	0
16		WATER TREATMENT PLANT														
17	303.3	Land & Land Rights	0	0	0	0	0	0	0	0	0	0	0	0	0	0
18	304.3	Structures & Improvements	0	0	0	0	0	0	0	0	0	0	0	0	0	0
19	311.3	Pumping Equipment	0	0	0	0	0	0	0	0	0	0	0	0	0	0
20	320.3	Water Treatment Equipment	0	0	0	0	0	0	0	0	0	0	0	0	0	0
21	339.3	Other Plant & Misc. Equipment	0	0	0	0	0	0	0	0	0	0	0	0	0	0
22		TRANSMISSION & DISTRIBUTION PLANT														
23	303.4	Land & Land Rights	0	0	0	0	0	0	0	0	0	0	0	0	0	0
24	304.4	Structures & Improvements	0	0	0	0	0	0	0	0	0	0	0	0	0	0
25	311.4	Pumping Equipment	0	0	0	0	0	0	0	0	0	0	0	0	0	0
26	330.4	Distr. Reservoirs & Standpipes	0	0	0	0	0	0	0	0	0	0	0	0	0	0
27	331.4	Transm. & Distribution Mains	0	0	0	0	0	0	0	0	0	0	0	0	0	0
28	333.4	Services	0	0	0	0	0	0	0	(1,192)	0	0	0	0	(1,232)	(2,424)
29	334.4	Meters & Meter Installations	0	0	0	0	0	0	0	0	0	0	0	0	0	0
30	335.4	Hydrants	0	0	0	0	0	0	0	0	0	0	0	0	0	0
31	336.4	Backflow Prevention	0	0	0	0	0	0	0	0	0	0	0	0	0	0
32	339.4	Other Plant & Misc. Equipment	0	0	0	0	0	0	0	0	0	0	0	0	0	0
33		GENERAL PLANT														
34	303.5	Land & Land Rights	0	0	0	0	0	0	0	0	0	0	0	0	0	0
35	304.5	Structures & Improvements	0	0	0	0	0	0	0	0	0	0	0	0	0	0
36	340.5	Office Furniture & Equipment	0	0	0	0	0	0	0	0	0	0	0	0	0	0
37	340.51	Computer Equipment	0	0	0	0	0	0	0	0	0	0	0	0	0	0
38	341.5	Transportation Equipment	0	0	0	0	0	0	0	0	0	0	0	0	0	0
39	342.5	Stores Equipment	0	0	0	0	0	0	0	0	0	0	0	0	0	0
40	343.5	Tools, Shop & Garage Equipment	0	0	0	0	0	0	0	0	0	0	0	0	0	0
41	344.5	Laboratory Equipment	0	0	0	0	0	0	0	0	0	0	0	0	0	0
42	345.5	Power Operated Equipment	0	0	0	0	0	0	0	0	0	0	0	0	0	0
43	346.5	Communication Equipment	0	0	0	0	0	0	0	0	0	0	0	0	0	0
44	347.5	Miscellaneous Equipment	0	0	0	0	0	0	0	0	0	0	0	0	0	0
45	348.5	Other Tangible Plant	0	0	0	0	0	0	0	0	0	0	0	0	0	0
46		TOTAL	0	0	0	0	0	0	0	(1,192)	0	0	0	0	(1,232)	(2,424)

Schedule of Water Accumulated Depreciation By Primary Account- 2006 Adjustments to Accumulated Depreciation-2005													Florida Public Service Commission			
Pomona Park - Water Docket No. 060368-WS Schedule Year Ended: 2005 Historic [x] or Projected []													Schedule: A-9 Page: 8 of 8 Preparer: <name>			
Explanation: Provide Adjustments to the Accumulated Depreciation Balances in Amendatory Order other than changes resulting from Depreciation Expense, or Plant Retirements.																
Line No.	Acct No.	(1) AccountName	(2)	(3) Jan	(4) Feb	(5) Mar	(6) Apr	(7) May	(8) Jun	(9) Jul	(10) Aug	(11) Sep	(12) Oct	(13) Nov	(14) Test Year End Dec	(15) Total
1		INTANGIBLE PLANT														0
2	301.1	Organization														0
3	302.1	Franchises														0
4	339.1	Other Plant & Misc. Equipment														0
5		SOURCE OF SUPPLY & PUMPING PLANT														0
6	303.2	Land & Land Rights														0
7	304.2	Structures & Improvements														0
8	305.2	Collect & Impound Reservoirs														0
9	306.2	Lake, River & Other Intakes														0
10	307.2	Wells & Springs														0
11	308.2	Infiltration Galleries & Tunnels														0
12	309.2	Supply Mains														0
13	310.2	Power Generation Equipment														0
14	311.2	Pumping Equipment														0
15	339.2	Other Plant & Misc. Equipment														0
16		WATER TREATMENT PLANT														0
17	303.3	Land & Land Rights														0
18	304.3	Structures & Improvements														0
19	311.3	Pumping Equipment														0
20	320.3	Water Treatment Equipment														0
21	339.3	Other Plant & Misc. Equipment														0
22		TRANSMISSION & DISTRIBUTION PLANT														0
23	303.4	Land & Land Rights														0
24	304.4	Structures & Improvements														0
25	311.4	Pumping Equipment														0
26	330.4	Distr. Reservoirs & Standpipes														0
27	331.4	Transm. & Distribution Mains														0
28	333.4	Services														0
29	334.4	Meters & Meter Installations														0
30	335.4	Hydrants														0
31	336.4	Backflow Prevention														0
32	339.4	Other Plant & Misc. Equipment														0
33		GENERAL PLANT														0
34	303.5	Land & Land Rights														0
35	304.5	Structures & Improvements														0
36	340.5	Office Furniture & Equipment														0
37	340.51	Computer Equipment														0
38	341.5	Transportation Equipment														0
39	342.5	Stores Equipment														0
40	343.5	Tools, Shop & Garage Equipment														0
41	344.5	Laboratory Equipment														0
42	345.5	Power Operated Equipment														0
43	346.5	Communication Equipment														0
44	347.5	Miscellaneous Equipment														0
45	348.5	Other Tangible Plant														0
46		TOTAL		0	0	0	0	0	0	0	0	0	0	0	0	0

Schedule of Water Accumulated Depreciation By Primary Account- 2005														Florida Public Service Commission		
Adjusted Accumulated Depreciation Balances - December 2004 through December 2005																
Pomona Park - Water														Schedule: A-9		
Docket No. 060368-WS														Page: 4 of 8		
Schedule Year Ended: 2005														Preparer: <name>		
Historic [X] or Projected []																
Explanation: Provide Adjusted Accumulated Depreciation balances by account for the period beginning																
12/31/04 through the year ended 12/31/05, and 13 month averages																
Line No.	Acct No.	(1) Account Name	(2) 12/31/04	(3) 01/31/05	(4) 02/28/05	(5) 03/31/05	(6) 04/30/05	(7) 05/31/05	(8) 06/30/05	(9) 07/31/05	(10) 08/31/05	(11) 09/30/05	(12) 10/31/05	(13) 11/30/05	(14) 12/31/05	(15) Average Balance
1		INTANGIBLE PLANT														
2	301.1	Organization	0	0	0	0	0	0	0	0	0	0	0	0	0	0
3	302.1	Franchises	0	0	0	0	0	0	0	0	0	0	0	0	0	0
4	339.1	Other Plant & Misc. Equipment	0	0	0	0	0	0	0	0	0	0	0	0	0	0
5		SOURCE OF SUPPLY & PUMPING PLANT														
6	303.2	Land & Land Rights	0	0	0	0	0	0	0	0	0	0	0	0	0	0
7	304.2	Structures & Improvements	13,402	13,486	13,570	13,653	13,737	13,821	13,905	13,989	14,073	14,156	14,240	14,324	14,408	13,905
8	305.2	Collect. & Impound Reservoirs	0	0	0	0	0	0	0	0	0	0	0	0	0	0
9	306.2	Lake, River & Other Intakes	0	0	0	0	0	0	0	0	0	0	0	0	0	0
10	307.2	Wells & Springs	2,442	2,451	2,461	2,470	2,479	2,489	2,498	2,507	2,516	2,526	2,535	2,544	2,554	2,498
11	308.2	Infiltration Galleries & Tunnels	0	0	0	0	0	0	0	0	0	0	0	0	0	0
12	309.2	Supply Mains	354	355	357	359	360	362	364	365	367	369	370	372	373	364
13	310.2	Power Generation Equipment	26,438	26,626	26,814	27,002	27,190	27,378	27,566	27,754	27,942	28,130	28,318	28,505	28,693	27,566
14	311.2	Pumping Equipment	1,340	1,372	1,404	1,436	1,468	1,500	1,532	1,564	1,596	1,628	1,660	1,692	1,723	1,532
15	339.2	Other Plant & Misc. Equipment	0	0	0	0	0	0	0	0	0	0	0	0	0	0
16		WATER TREATMENT PLANT														
17	303.3	Land & Land Rights	0	0	0	0	0	0	0	0	0	0	0	0	0	0
18	304.3	Structures & Improvements	0	0	0	0	0	0	0	0	0	0	0	0	0	0
19	311.3	Pumping Equipment	245	251	257	263	268	274	280	286	292	298	303	309	315	280
20	320.3	Water Treatment Equipment	0	0	0	0	0	0	0	0	0	0	0	0	0	0
21	339.3	Other Plant & Misc. Equipment	3,184	3,207	3,229	3,252	3,275	3,297	3,320	3,343	3,365	3,388	3,411	3,433	3,456	3,320
22		TRANSMISSION & DISTRIBUTION PLANT														
23	303.4	Land & Land Rights	0	0	0	0	0	0	0	0	0	0	0	0	0	0
24	304.4	Structures & Improvements	0	0	0	0	0	0	0	0	0	0	0	0	0	0
25	311.4	Pumping Equipment	0	0	0	0	0	0	0	0	0	0	0	0	0	0
26	330.4	Dist. Reservoirs & Standpipes	12,594	12,722	12,850	12,978	13,105	13,233	13,361	13,489	13,617	13,745	13,873	14,001	14,129	13,361
27	331.4	Transm. & Distribution Mains	24,874	25,320	25,766	26,213	26,659	27,105	27,551	28,007	27,254	27,701	28,148	28,596	27,812	26,908
28	333.4	Services	2,950	2,965	2,981	2,996	3,011	3,027	3,042	3,058	3,073	3,089	3,104	3,119	3,135	3,042
29	334.4	Meters & Meter Installations	(4,153)	(4,100)	(4,048)	(3,995)	(3,942)	(3,889)	(3,837)	(3,784)	(3,731)	(3,678)	(3,625)	(3,573)	(3,520)	(3,837)
30	335.4	Hydrants	0	0	0	0	0	0	0	0	0	0	0	0	0	0
31	336.4	Backflow Prevention	0	0	0	0	0	0	0	0	0	0	0	0	0	0
32	339.4	Other Plant & Misc. Equipment	0	0	0	0	0	0	0	0	0	0	0	0	0	0
33		GENERAL PLANT														
34	303.5	Land & Land Rights	0	0	0	0	0	0	0	0	0	0	0	0	0	0
35	304.5	Structures & Improvements	0	0	0	0	0	0	0	0	0	0	0	0	0	0
36	340.5	Office Furniture & Equipment	0	0	0	0	0	0	0	0	0	0	0	0	0	0
37	340.51	Computer Equipment	0	0	0	0	0	0	0	0	0	0	0	0	0	0
38	341.5	Transportation Equipment	0	0	0	0	0	0	0	0	0	0	0	0	0	0
39	342.5	Stores Equipment	0	0	0	0	0	0	0	0	0	0	0	0	0	0
40	343.5	Tools, Shop & Garage Equipment	0	0	0	0	0	0	0	0	0	0	0	0	0	0
41	344.5	Laboratory Equipment	0	0	0	0	0	0	0	0	0	0	0	0	0	0
42	345.5	Power Operated Equipment	0	0	0	0	0	0	0	0	0	0	0	0	0	0
43	346.5	Communication Equipment	0	0	0	0	0	0	0	0	0	0	0	0	0	0
44	347.5	Miscellaneous Equipment	0	0	0	0	0	0	0	0	0	0	0	0	0	0
45	348.5	Other Tangible Plant	0	0	0	0	0	0	0	0	0	0	0	0	0	0
46		TOTAL	83,670	84,655	85,641	86,626	87,612	88,597	89,583	89,377	90,364	91,350	92,337	93,323	93,079	88,940
			TRUE												93,079	

Schedule of Water Accumulated Depreciation By Primary Account

Florida Public Service Commission

Test Year Average balance

Pomona Park

Docket No. 060368-WS

Test Year Ending 12/31/05

Historical [X] Projected []

Schedule: A-9

Page: 3 of 5

Preparer: Robert M. Griffin

Explanation: Provide the month ending Adjusted balances for Water Accumulated Depreciation by primary account for each month of the Test Year and the ending balance for the prior year.

Line No.	Acct No.	(1) Account Name	(2) Prior Year 12/31/04	(3) Jan	(4) Feb	(5) Mar	(6) Apr	(7) May	(8) Jun	(9) Jul	(10) Aug	(11) Sep	(12) Oct	(13) Nov	(14) Dec	(15) Average Balance
1		INTANGIBLE PLANT														
2	301.1	Organization	0	0	0	0	0	0	0	0	0	0	0	0	0	0
3	302.1	Franchises	0	0	0	0	0	0	0	0	0	0	0	0	0	0
4	339.1	Other Plant & Misc. Equipment	0	0	0	0	0	0	0	0	0	0	0	0	0	0
5		SOURCE OF SUPPLY & PUMPING PLANT														
6	303.2	Land & Land Rights	0	0	0	0	0	0	0	0	0	0	0	0	0	0
7	304.2	Structures & Improvements	13,402	13,486	13,570	13,653	13,737	13,821	13,905	13,989	14,073	14,156	14,240	14,324	14,408	13,905
8	305.2	Collect. & Impound Reservoirs	0	0	0	0	0	0	0	0	0	0	0	0	0	0
9	306.2	Lake, River & Other Intakes	0	0	0	0	0	0	0	0	0	0	0	0	0	0
10	307.2	Wells & Springs	2,442	2,451	2,461	2,470	2,479	2,489	2,498	2,507	2,516	2,526	2,535	2,544	2,554	2,498
11	308.2	Infiltration Galleries & Tunnels	0	0	0	0	0	0	0	0	0	0	0	0	0	0
12	309.2	Supply Mains	354	355	357	359	360	362	364	365	367	369	370	372	373	364
13	310.2	Power Generation Equipment	26,438	26,615	26,814	27,002	27,190	27,378	27,566	27,754	27,942	28,130	28,318	28,505	28,693	27,566
14	311.2	Pumping Equipment	1,340	1,372	1,404	1,436	1,468	1,500	1,532	1,564	1,596	1,628	1,660	1,692	1,723	1,532
15	339.2	Other Plant & Misc. Equipment	0	0	0	0	0	0	0	0	0	0	0	0	0	0
16		WATER TREATMENT PLANT														
17	303.3	Land & Land Rights	0	0	0	0	0	0	0	0	0	0	0	0	0	0
18	304.3	Structures & Improvements	0	0	0	0	0	0	0	0	0	0	0	0	0	0
19	311.3	Pumping Equipment	245	251	257	263	268	274	280	286	292	298	303	309	315	280
20	320.3	Water Treatment Equipment	0	0	0	0	0	0	0	0	0	0	0	0	0	0
21	339.3	Other Plant & Misc. Equipment	3,184	3,207	3,229	3,252	3,275	3,297	3,320	3,343	3,365	3,388	3,411	3,433	3,456	3,320
22		TRANSMISSION & DISTRIBUTION PLANT														
23	303.4	Land & Land Rights	0	0	0	0	0	0	0	0	0	0	0	0	0	0
24	304.4	Structures & Improvements	0	0	0	0	0	0	0	0	0	0	0	0	0	0
25	311.4	Pumping Equipment	0	0	0	0	0	0	0	0	0	0	0	0	0	0
26	330.4	Distr. Reservoirs & Standpipes	12,594	12,722	12,850	12,978	13,105	13,233	13,361	13,489	13,617	13,745	13,873	14,001	14,129	13,361
27	331.4	Transm. & Distribution Mains	24,874	25,320	25,766	26,213	26,659	27,105	27,551	28,007	28,454	28,901	29,348	29,794	30,241	26,908
28	333.4	Services	2,950	2,965	2,981	2,996	3,011	3,027	3,042	3,058	3,073	3,089	3,104	3,119	3,135	3,042
29	334.4	Meters & Meter Installations	(4,153)	(4,100)	(4,048)	(3,995)	(3,942)	(3,889)	(3,837)	(3,784)	(3,731)	(3,678)	(3,625)	(3,573)	(3,520)	(3,837)
30	335.4	Hydrants	0	0	0	0	0	0	0	0	0	0	0	0	0	0
31	336.4	Backflow Prevention	0	0	0	0	0	0	0	0	0	0	0	0	0	0
32	339.4	Other Plant & Misc. Equipment	0	0	0	0	0	0	0	0	0	0	0	0	0	0
33		GENERAL PLANT														
34	303.5	Land & Land Rights	0	0	0	0	0	0	0	0	0	0	0	0	0	0
35	304.5	Structures & Improvements	0	0	0	0	0	0	0	0	0	0	0	0	0	0
36	340.5	Office Furniture & Equipment	0	0	0	0	0	0	0	0	0	0	0	0	0	0
37	340.51	Computer Equipment	0	0	0	0	0	0	0	0	0	3	20	43	71	11
38	341.5	Transportation Equipment	0	0	0	0	0	0	0	0	0	0	0	0	0	0
39	342.5	Stores Equipment	0	0	0	0	0	0	0	0	0	0	0	0	0	0
40	343.5	Tools, Shop & Garage Equipment	0	0	0	0	0	0	0	0	0	0	0	0	0	0
41	344.5	Laboratory Equipment	0	0	0	0	0	0	0	0	0	0	0	0	0	0
42	345.5	Power Operated Equipment	0	0	0	0	0	0	0	0	0	0	0	0	0	0
43	346.5	Communication Equipment	0	0	0	0	0	0	0	0	0	0	0	0	0	0
44	347.5	Miscellaneous Equipment	0	0	0	0	0	0	0	0	0	0	0	0	0	0
45	348.5	Other Tangible Plant	0	0	0	0	0	0	0	0	0	0	0	0	0	0
46		TOTAL	83,670	84,655	85,641	86,626	87,612	88,597	89,583	89,377	90,364	91,353	92,357	93,366	93,150	88,950
47		Subtotal Land & Land Rights	0	0	0	0	0	0	0	0	0	0	0	0	0	0

90h

Schedule of Water Accumulated Depreciation By Primary Account- 2006
Adjusted 2006 UPIS Balances for Depn Exp Calc

Florida Public Service Commission

Pomona Park - Water
Docket No. 060368-WS
Schedule Year Ended: 2006
Historic [] or Projected [x]

Explanation: Provide Adjusted UPIS balances by account for the period beginning 12/31/05 through the year ended 12/31/06.

Schedule: A-9
Page: UPIS 4 of 8
Preparer: <name>

Line No	Acct No	(1) Account Name	(2) 12/31/05	(3) 01/31/06	(4) 02/28/06	(5) 03/31/06	(6) 04/30/06	(7) 05/31/06	(8) 06/30/06	(9) 07/31/06	(10) 08/31/06	(11) 09/30/06	(12) 10/31/06	(13) 11/30/06	(14) 12/31/06	(15) Average Balance
1		INTANGIBLE PLANT														
2	301.1	Organization	0	0	0	0	0	0	0	0	0	0	0	0	0	0
3	302.1	Franchises	0	0	0	0	0	0	0	0	0	0	0	0	0	0
4	339.1	Other Plant & Misc. Equipment	0	0	0	0	0	0	0	0	0	0	0	0	0	0
5		SOURCE OF SUPPLY & PUMPING PLANT														
6	303.2	Land & Land Rights	7,229	7,229	7,229	7,229	7,229	7,229	7,229	7,229	7,229	7,229	7,229	7,229	7,229	7,229
7	304.2	Structures & Improvements	33,197	33,197	33,197	33,197	33,197	33,197	33,197	33,197	33,197	33,197	33,197	33,197	35,520	33,376
8	305.2	Collect. & Impound Reservoirs	0	0	0	0	0	0	0	0	0	0	0	0	0	0
9	306.2	Lake, River & Other Intakes	0	0	0	0	0	0	0	0	0	0	0	0	0	0
10	307.2	Wells & Springs	3,355	3,355	3,355	3,355	3,355	3,355	3,355	3,355	3,355	3,355	3,355	3,355	3,355	3,355
11	308.2	Infiltration Galleries & Tunnels	0	0	0	0	0	0	0	0	0	0	0	0	0	0
12	309.2	Supply Mains	687	687	687	687	687	687	687	687	687	687	687	687	687	687
13	310.2	Power Generation Equipment	45,098	45,098	45,098	45,098	45,098	45,098	45,098	45,098	45,098	45,098	45,098	45,098	45,098	45,098
14	311.2	Pumping Equipment	7,659	7,659	7,659	7,659	7,659	7,659	7,659	7,659	7,659	7,659	7,659	7,659	7,659	7,659
15	339.2	Other Plant & Misc. Equipment	0	0	0	0	0	0	0	0	0	0	0	0	0	0
16		WATER TREATMENT PLANT														
17	303.3	Land & Land Rights	0	0	0	0	0	0	0	0	0	0	0	0	0	0
18	304.3	Structures & Improvements	0	0	0	0	0	0	0	0	0	0	0	0	0	0
19	311.3	Pumping Equipment	1,401	1,401	1,401	1,401	1,401	1,401	1,401	1,401	1,401	1,401	1,401	1,401	1,401	1,401
20	320.3	Water Treatment Equipment	0	0	0	0	0	0	0	0	0	0	0	0	0	0
21	339.3	Other Plant & Misc. Equipment	6,797	6,797	6,797	6,797	6,797	6,797	6,797	6,797	6,797	6,797	6,797	6,797	6,797	6,797
22		TRANSMISSION & DISTRIBUTION PLANT														
23	303.4	Land & Land Rights	0	0	0	0	0	0	0	0	0	0	0	0	0	0
24	304.4	Structures & Improvements	0	0	0	0	0	0	0	0	0	0	0	0	0	0
25	311.4	Pumping Equipment	0	0	0	0	0	0	0	0	0	0	0	0	0	0
26	330.4	Dist. Reservoirs & Standpipes	56,809	56,809	56,809	56,809	56,809	56,809	56,809	56,809	56,809	56,809	56,809	56,809	56,809	56,809
27	331.4	Transm. & Distribution Mains	242,104	242,104	242,104	242,104	242,104	242,104	257,419	257,419	257,419	272,735	272,735	272,735	288,050	256,241
28	333.4	Services	7,411	7,411	7,411	7,411	7,411	7,411	7,411	7,411	7,411	7,411	7,411	7,411	7,411	7,411
29	334.4	Meters & Meter Installations	12,670	12,670	12,670	12,670	12,670	12,670	13,046	13,046	13,046	13,422	13,422	13,422	13,797	13,017
30	335.4	Hydrants	0	0	0	0	0	0	0	0	0	0	0	0	0	0
31	336.4	Backflow Prevention	0	0	0	0	0	0	0	0	0	0	0	0	0	0
32	339.4	Other Plant & Misc. Equipment	0	0	0	0	0	0	0	0	0	0	0	0	0	0
33		GENERAL PLANT														
34	303.5	Land & Land Rights	0	0	0	0	0	0	0	0	0	0	0	0	0	0
35	304.5	Structures & Improvements	0	0	0	0	0	0	0	0	0	0	0	0	0	0
36	340.5	Office Furniture & Equipment	0	0	0	0	0	0	0	0	0	0	0	0	0	0
37	340.51	Computer Equipment	0	0	0	0	0	0	0	0	0	0	0	0	0	0
38	341.5	Transportation Equipment	0	0	0	0	0	0	0	0	0	0	0	0	0	0
39	342.5	Stores Equipment	0	0	0	0	0	0	0	0	0	0	0	0	0	0
40	343.5	Tools, Shop & Garage Equipment	0	0	0	0	0	0	0	0	0	0	0	0	0	0
41	344.5	Laboratory Equipment	0	0	0	0	0	0	0	0	0	0	0	0	0	0
42	345.5	Power Operated Equipment	0	0	0	0	0	0	0	0	0	0	0	0	0	0
43	346.5	Communication Equipment	0	0	0	0	0	0	0	0	0	0	0	0	0	0
44	347.5	Miscellaneous Equipment	0	0	0	0	0	0	0	0	0	0	0	0	0	0
45	348.5	Other Tangible Plant	0	0	0	0	0	0	0	0	0	0	0	0	0	0
46		TOTAL	424,417	424,417	424,417	424,417	424,417	424,417	440,108	440,108	440,108	455,800	455,800	455,800	473,813	439,080

14

Schedule of Water Accumulated Depreciation By Primary Account- 2006
 Depreciation Rates for UPIS Water Accounts- 2006

Florida Public Service Commission

Pomona Park - Water
 Docket No. 060368-W5
 Schedule Year Ended: 2006
 Historic [] or Projected [X]

This Schedule shows Commission Approved Depreciation rates through April 2006, changing to rates based on
 Guideline lives effective May 1, 2006

Schedule: A-9
 Page: 2b
 Preparer: <name>

Line No.	Acct No.	(1) Account Name	(2) Annual Rate	Change to Guideline Lives												(15) Memo Guideline Rates	(16) Memo Guideline Lives	
				(7) Monthly Rates														
				(3) Jan	(4) Feb	(5) Mar	(6) Apr	(8) May	(9) Jun	(10) Jul	(11) Aug	(12) Sep	(13) Oct	(14) Nov	(14) Dec			
1		INTANGIBLE PLANT																
2	301.1	Organization	0.00%	0.00%	0.00%	0.00%	0.00%	0.00%	0.21%	0.21%	0.21%	0.21%	0.21%	0.21%	0.21%	0.21%	2.50%	40
3	302.1	Franchises	0.00%	0.00%	0.00%	0.00%	0.00%	0.00%	0.21%	0.21%	0.21%	0.21%	0.21%	0.21%	0.21%	0.21%	2.50%	40
4	339.1	Other Plant & Misc. Equipment	4.00%	0.33%	0.33%	0.33%	0.33%	0.00%	0.00%	0.00%	0.00%	0.00%	0.00%	0.00%	0.00%	0.00%		
5		SOURCE OF SUPPLY & PUMPING PLANT																
6	303.2	Land & Land Rights																
7	304.2	Structures & Improvements	3.03%	0.25%	0.25%	0.25%	0.25%	0.26%	0.26%	0.26%	0.26%	0.26%	0.26%	0.26%	0.26%	0.26%	3.13%	32
8	305.2	Collect. & Impound Reservoirs	0.00%	0.00%	0.00%	0.00%	0.00%	0.17%	0.17%	0.17%	0.17%	0.17%	0.17%	0.17%	0.17%	0.17%	2.00%	50
9	306.2	Lake, River & Other Intakes	0.00%	0.00%	0.00%	0.00%	0.00%	0.21%	0.21%	0.21%	0.21%	0.21%	0.21%	0.21%	0.21%	0.21%	2.50%	40
10	307.2	Wells & Springs	3.33%	0.28%	0.28%	0.28%	0.28%	0.28%	0.28%	0.28%	0.28%	0.28%	0.28%	0.28%	0.28%	0.28%	3.33%	40
11	308.2	Infiltration Galleries & Tunnels	0.00%	0.00%	0.00%	0.00%	0.00%	0.21%	0.21%	0.21%	0.21%	0.21%	0.21%	0.21%	0.21%	0.21%	2.50%	40
12	309.2	Supply Mains	2.86%	0.24%	0.24%	0.24%	0.24%	0.24%	0.24%	0.24%	0.24%	0.24%	0.24%	0.24%	0.24%	0.24%	2.86%	35
13	310.2	Power Generation Equipment	5.00%	0.42%	0.42%	0.42%	0.42%	0.42%	0.42%	0.42%	0.42%	0.42%	0.42%	0.42%	0.42%	0.42%	5.00%	20
14	311.2	Pumping Equipment	5.00%	0.42%	0.42%	0.42%	0.42%	0.42%	0.42%	0.42%	0.42%	0.42%	0.42%	0.42%	0.42%	0.42%	5.00%	20
15	339.2	Other Plant & Misc. Equipment	4.00%	0.33%	0.33%	0.33%	0.33%	0.46%	0.46%	0.46%	0.46%	0.46%	0.46%	0.46%	0.46%	0.46%	5.56%	18
16		TREATMENT PLANT																
17	303.3	Land & Land Rights																
18	304.3	Structures & Improvements	3.03%	0.25%	0.25%	0.25%	0.25%	0.26%	0.26%	0.26%	0.26%	0.26%	0.26%	0.26%	0.26%	0.26%	3.13%	32
19	311.3	Pumping Equipment	5.00%	0.42%	0.42%	0.42%	0.42%	0.42%	0.42%	0.42%	0.42%	0.42%	0.42%	0.42%	0.42%	0.42%	5.00%	20
20	320.3	Water Treatment Equipment	4.55%	0.38%	0.38%	0.38%	0.38%	0.38%	0.38%	0.38%	0.38%	0.38%	0.38%	0.38%	0.38%	0.38%	4.55%	22
21	339.3	Other Plant & Misc. Equipment	4.00%	0.33%	0.33%	0.33%	0.33%	0.46%	0.46%	0.46%	0.46%	0.46%	0.46%	0.46%	0.46%	0.46%	5.56%	18
22		TRANSMISSION & DISTRIBUTION PLANT																
23	303.4	Land & Land Rights																
24	304.4	Structures & Improvements	3.03%	0.25%	0.25%	0.25%	0.25%	0.26%	0.26%	0.26%	0.26%	0.26%	0.26%	0.26%	0.26%	0.26%	3.13%	32
25	311.4	Pumping Equipment	5.00%	0.42%	0.42%	0.42%	0.42%	0.42%	0.42%	0.42%	0.42%	0.42%	0.42%	0.42%	0.42%	0.42%	5.00%	20
26	330.4	Distr. Reservoirs & Standpipes	2.70%	0.23%	0.23%	0.23%	0.23%	0.23%	0.23%	0.23%	0.23%	0.23%	0.23%	0.23%	0.23%	0.23%	2.70%	37
27	331.4	Transm. & Distribution Mains	2.22%	0.19%	0.19%	0.19%	0.19%	0.19%	0.19%	0.19%	0.19%	0.19%	0.19%	0.19%	0.19%	0.19%	2.33%	43
28	333.4	Services	2.50%	0.21%	0.21%	0.21%	0.21%	0.21%	0.21%	0.21%	0.21%	0.21%	0.21%	0.21%	0.21%	0.21%	2.50%	40
29	334.4	Meters & Meter Installations	5.00%	0.42%	0.42%	0.42%	0.42%	0.42%	0.42%	0.42%	0.42%	0.42%	0.42%	0.42%	0.42%	0.42%	5.00%	20
30	335.4	Hydrants	0.00%	0.00%	0.00%	0.00%	0.00%	0.19%	0.19%	0.19%	0.19%	0.19%	0.19%	0.19%	0.19%	0.19%	2.22%	45
31	336.4	Backflow Prevention	0.00%	0.00%	0.00%	0.00%	0.00%	0.56%	0.56%	0.56%	0.56%	0.56%	0.56%	0.56%	0.56%	0.56%	6.67%	15
32	339.4	Other Plant & Misc. Equipment	4.00%	0.33%	0.33%	0.33%	0.33%	0.33%	0.33%	0.33%	0.33%	0.33%	0.33%	0.33%	0.33%	0.33%	4.00%	25
33		GENERAL PLANT																
34	303.5	Land & Land Rights																
35	304.5	Structures & Improvements	3.03%	0.25%	0.25%	0.25%	0.25%	0.21%	0.21%	0.21%	0.21%	0.21%	0.21%	0.21%	0.21%	0.21%	2.50%	40
36	340.5	Office Furniture & Equipment	0.00%	0.00%	0.00%	0.00%	0.00%	0.56%	0.56%	0.56%	0.56%	0.56%	0.56%	0.56%	0.56%	0.56%	6.67%	15
37	340.51	Computer Equipment	0.00%	0.00%	0.00%	0.00%	0.00%	1.39%	1.39%	1.39%	1.39%	1.39%	1.39%	1.39%	1.39%	1.39%	16.67%	6
38	341.5	Transportation Equipment	0.00%	0.00%	0.00%	0.00%	0.00%	1.39%	1.39%	1.39%	1.39%	1.39%	1.39%	1.39%	1.39%	1.39%	16.67%	6
39	342.5	Stores Equipment	0.00%	0.00%	0.00%	0.00%	0.00%	0.46%	0.46%	0.46%	0.46%	0.46%	0.46%	0.46%	0.46%	0.46%	5.56%	18
40	343.5	Tools, Shop & Garage Equipment	0.00%	0.00%	0.00%	0.00%	0.00%	0.52%	0.52%	0.52%	0.52%	0.52%	0.52%	0.52%	0.52%	0.52%	6.25%	16
41	344.5	Laboratory Equipment	6.67%	0.56%	0.56%	0.56%	0.56%	0.56%	0.56%	0.56%	0.56%	0.56%	0.56%	0.56%	0.56%	0.56%	6.67%	15
42	345.5	Power Operated Equipment	0.00%	0.00%	0.00%	0.00%	0.00%	0.69%	0.69%	0.69%	0.69%	0.69%	0.69%	0.69%	0.69%	0.69%	8.33%	12
43	346.5	Communication Equipment	0.00%	0.00%	0.00%	0.00%	0.00%	0.83%	0.83%	0.83%	0.83%	0.83%	0.83%	0.83%	0.83%	0.83%	10.00%	10
44	347.5	Miscellaneous Equipment	0.00%	0.00%	0.00%	0.00%	0.00%	0.56%	0.56%	0.56%	0.56%	0.56%	0.56%	0.56%	0.56%	0.56%	6.67%	15
45	348.5	Other Tangible Plant	0.00%	0.00%	0.00%	0.00%	0.00%	0.83%	0.83%	0.83%	0.83%	0.83%	0.83%	0.83%	0.83%	0.83%	10.00%	10

42

Schedule of Water Accumulated Depreciation By Primary Account- 2006
 Depreciation Expense- 2006

Florida Public Service Commission

Pomona Park - Water
 Docket No. 060368-WS
 Schedule Year Ended: 2006
 Historic [] or Projected [x]

Schedule: A-9
 Page: 6 of 8
 Preparer: <name>

Explanation: Provide the monthly Depreciation Expense for 2006

Line No.	Acct No.	(1) AccountName	(2)	(3) Jan	(4) Feb	(5) Mar	(6) Apr	(7) May	(8) Jun	(9) Jul	(10) Aug	(11) Sep	(12) Oct	(13) Nov	(14) Dec	(15) 2006 Total
1		INTANGIBLE PLANT														
2	301.1	Organization		0	0	0	0	0	0	0	0	0	0	0	0	0
3	302.1	Franchises		0	0	0	0	0	0	0	0	0	0	0	0	0
4	339.1	Other Plant & Misc. Equipment		0	0	0	0	0	0	0	0	0	0	0	0	0
5		SOURCE OF SUPPLY & PUMPING PLANT														
6	303.2	Land & Land Rights		0	0	0	0	0	0	0	0	0	0	0	0	0
7	304.2	Structures & Improvements		84	84	84	84	86	86	86	86	86	86	86	93	1,033
8	305.2	Collect. & Impound Reservoirs		0	0	0	0	0	0	0	0	0	0	0	0	0
9	306.2	Lake, River & Other Intakes		0	0	0	0	0	0	0	0	0	0	0	0	0
10	307.2	Wells & Springs		9	9	9	9	9	9	9	9	9	9	9	9	112
11	308.2	Infiltration Galleries & Tunnels		0	0	0	0	0	0	0	0	0	0	0	0	0
12	309.2	Supply Mains		2	2	2	2	2	2	2	2	2	2	2	2	20
13	310.2	Power Generation Equipment		188	188	188	188	188	188	188	188	188	188	188	188	2,255
14	311.2	Pumping Equipment		32	32	32	32	32	32	32	32	32	32	32	32	383
15	339.2	Other Plant & Misc. Equipment		0	0	0	0	0	0	0	0	0	0	0	0	0
16		WATER TREATMENT PLANT														
17	303.3	Land & Land Rights		0	0	0	0	0	0	0	0	0	0	0	0	0
18	304.3	Structures & Improvements		0	0	0	0	0	0	0	0	0	0	0	0	0
19	311.3	Pumping Equipment		6	6	6	6	6	6	6	6	6	6	6	6	70
20	320.3	Water Treatment Equipment		0	0	0	0	0	0	0	0	0	0	0	0	0
21	339.3	Other Plant & Misc. Equipment		23	23	23	23	31	31	31	31	31	31	31	31	342
22		TRANSMISSION & DISTRIBUTION PLANT														
23	303.4	Land & Land Rights		0	0	0	0	0	0	0	0	0	0	0	0	0
24	304.4	Structures & Improvements		0	0	0	0	0	0	0	0	0	0	0	0	0
25	311.4	Pumping Equipment		0	0	0	0	0	0	0	0	0	0	0	0	0
26	330.4	Dist. Reservoirs & Standpipes		128	128	128	128	128	128	128	128	128	128	128	128	1,535
27	331.4	Transm. & Distribution Mains		448	448	448	448	469	499	499	499	529	529	529	558	5,903
28	333.4	Services		15	15	15	15	15	15	15	15	15	15	15	15	185
29	334.4	Meters & Meter Installations		53	53	53	53	53	54	54	54	56	56	56	57	652
30	335.4	Hydrants		0	0	0	0	0	0	0	0	0	0	0	0	0
31	336.4	Backflow Prevention		0	0	0	0	0	0	0	0	0	0	0	0	0
32	339.4	Other Plant & Misc. Equipment		0	0	0	0	0	0	0	0	0	0	0	0	0
33		GENERAL PLANT														
34	303.5	Land & Land Rights		0	0	0	0	0	0	0	0	0	0	0	0	0
35	304.5	Structures & Improvements		0	0	0	0	0	0	0	0	0	0	0	0	0
36	340.5	Office Furniture & Equipment		0	0	0	0	0	0	0	0	0	0	0	0	0
37	340.51	Computer Equipment		0	0	0	0	0	0	0	0	0	0	0	0	0
38	341.5	Transportation Equipment		0	0	0	0	0	0	0	0	0	0	0	0	0
39	342.5	Stores Equipment		0	0	0	0	0	0	0	0	0	0	0	0	0
40	343.5	Tools, Shop & Garage Equipment		0	0	0	0	0	0	0	0	0	0	0	0	0
41	344.5	Laboratory Equipment		0	0	0	0	0	0	0	0	0	0	0	0	0
42	345.5	Power Operated Equipment		0	0	0	0	0	0	0	0	0	0	0	0	0
43	346.5	Communication Equipment		0	0	0	0	0	0	0	0	0	0	0	0	0
44	347.5	Miscellaneous Equipment		0	0	0	0	0	0	0	0	0	0	0	0	0
45	348.5	Other Tangible Plant		0	0	0	0	0	0	0	0	0	0	0	0	0
46		TOTAL		988	988	988	988	1,020	1,051	1,051	1,051	1,082	1,082	1,082	1,120	12,491

43

Schedule of Water Accumulated Depreciation By Primary Account- 2006
Retirements- 2006

Florida Public Service Commission

Pomona Park - Water
Docket No. 060368-WS
Schedule Year Ended: 2006
Historic [] or Projected [x]

[] =input field
Explanation: Provide Retirements for 2006

Schedule: A-9
Page: 7 of 8
Preparer: <name>

Line No.	Acct No.	(1) Account Name	(2)	(3) Jan	(4) Feb	(5) Mar	(6) Apr	(7) May	(8) Jun	(9) Jul	(10) Aug	(11) Sep	(12) Oct	(13) Nov	(14) Test Year End Dec	(15) 2006 Total
1		INTANGIBLE PLANT														
2	301.1	Organization		0	0	0	0	0	0	0	0	0	0	0	0	0
3	302.1	Franchises		0	0	0	0	0	0	0	0	0	0	0	0	0
4	339.1	Other Plant & Misc. Equipment		0	0	0	0	0	0	0	0	0	0	0	0	0
5		SOURCE OF SUPPLY & PUMPING PLANT														
6	303.2	Land & Land Rights		0	0	0	0	0	0	0	0	0	0	0	0	0
7	304.2	Structures & Improvements		0	0	0	0	0	0	0	0	0	0	0	0	0
8	305.2	Collect & Impound Reservoirs		0	0	0	0	0	0	0	0	0	0	0	(677)	(677)
9	306.2	Lake, River & Other Intakes		0	0	0	0	0	0	0	0	0	0	0	0	0
10	307.2	Wells & Springs		0	0	0	0	0	0	0	0	0	0	0	0	0
11	308.2	Infiltration Galleries & Tunnels		0	0	0	0	0	0	0	0	0	0	0	0	0
12	309.2	Supply Mains		0	0	0	0	0	0	0	0	0	0	0	0	0
13	310.2	Power Generation Equipment		0	0	0	0	0	0	0	0	0	0	0	0	0
14	311.2	Pumping Equipment		0	0	0	0	0	0	0	0	0	0	0	0	0
15	339.2	Other Plant & Misc. Equipment		0	0	0	0	0	0	0	0	0	0	0	0	0
16		WATER TREATMENT PLANT														
17	303.3	Land & Land Rights		0	0	0	0	0	0	0	0	0	0	0	0	0
18	304.3	Structures & Improvements		0	0	0	0	0	0	0	0	0	0	0	0	0
19	311.3	Pumping Equipment		0	0	0	0	0	0	0	0	0	0	0	0	0
20	320.3	Water Treatment Equipment		0	0	0	0	0	0	0	0	0	0	0	0	0
21	339.3	Other Plant & Misc. Equipment		0	0	0	0	0	0	0	0	0	0	0	0	0
22		TRANSMISSION & DISTRIBUTION PLANT														
23	303.4	Land & Land Rights		0	0	0	0	0	0	0	0	0	0	0	0	0
24	304.4	Structures & Improvements		0	0	0	0	0	0	0	0	0	0	0	0	0
25	311.4	Pumping Equipment		0	0	0	0	0	0	0	0	0	0	0	0	0
26	330.4	Distr. Reservoirs & Standpipes		0	0	0	0	0	0	0	0	0	0	0	0	0
27	331.4	Transm. & Distribution Mains		0	0	0	0	0	(1,871)	0	0	(1,871)	0	0	(1,871)	(5,613)
28	333.4	Services		0	0	0	0	0	0	0	0	0	0	0	0	0
29	334.4	Meters & Meter Installations		0	0	0	0	0	(291)	0	0	(291)	0	0	(291)	(873)
30	335.4	Hydrants		0	0	0	0	0	0	0	0	0	0	0	0	0
31	336.4	Backflow Prevention		0	0	0	0	0	0	0	0	0	0	0	0	0
32	339.4	Other Plant & Misc. Equipment		0	0	0	0	0	0	0	0	0	0	0	0	0
33		GENERAL PLANT														
34	303.5	Land & Land Rights		0	0	0	0	0	0	0	0	0	0	0	0	0
35	304.5	Structures & Improvements		0	0	0	0	0	0	0	0	0	0	0	0	0
36	340.5	Office Furniture & Equipment		0	0	0	0	0	0	0	0	0	0	0	0	0
37	340.51	Computer Equipment		0	0	0	0	0	0	0	0	0	0	0	0	0
38	341.5	Transportation Equipment		0	0	0	0	0	0	0	0	0	0	0	0	0
39	342.5	Stores Equipment		0	0	0	0	0	0	0	0	0	0	0	0	0
40	343.5	Tools, Shop & Garage Equipment		0	0	0	0	0	0	0	0	0	0	0	0	0
41	344.5	Laboratory Equipment		0	0	0	0	0	0	0	0	0	0	0	0	0
42	345.5	Power Operated Equipment		0	0	0	0	0	0	0	0	0	0	0	0	0
43	346.5	Communication Equipment		0	0	0	0	0	0	0	0	0	0	0	0	0
44	347.5	Miscellaneous Equipment		0	0	0	0	0	0	0	0	0	0	0	0	0
45	348.5	Other Tangible Plant		0	0	0	0	0	0	0	0	0	0	0	0	0
46		TOTAL		0	0	0	0	0	(2,162)	0	0	(2,162)	0	0	(2,839)	(7,163)

44

Schedule of Water Accumulated Depreciation By Primary Account- 2006
 Adjustments to Accumulated Depreciation-2006

Florida Public Service Commission


Pomona Park - Water
 Docket No. 060368-WS
 Schedule Year Ended: 2006
 Historic [] or Projected [x]

=input field

Schedule: A-9
 Page: 8 of 8
 Preparer: <name>

Explanation: Provide Adjustments to the Accumulated Depreciation Balances in
 Amendatory Order other than changes resulting from Depreciation Expense,
 or Plant Retirements.

Line No.	Acct No.	(1) AccountName	(2)	(3) Jan	(4) Feb	(5) Mar	(6) Apr	(7) May	(8) Jun	(9) Jul	(10) Aug	(11) Sep	(12) Oct	(13) Nov	(14) Dec	(15) 2006 Total
1		INTANGIBLE PLANT														
2	301.1	Organization														0
3	302.1	Franchises														0
4	339.1	Other Plant & Misc. Equipment														0
5		SOURCE OF SUPPLY & PUMPING PLANT														0
6	303.2	Land & Land Rights														0
7	304.2	Structures & Improvements														0
8	305.2	Collect. & Impound Reservoirs														0
9	306.2	Lake, River & Other Intakes														0
10	307.2	Wells & Springs														0
11	308.2	Infiltration Galleries & Tunnels														0
12	309.2	Supply Mains														0
13	310.2	Power Generation Equipment														0
14	311.2	Pumping Equipment														0
15	339.2	Other Plant & Misc. Equipment														0
16		WATER TREATMENT PLANT														0
17	303.3	Land & Land Rights														0
18	304.3	Structures & Improvements														0
19	311.3	Pumping Equipment														0
20	320.3	Water Treatment Equipment														0
21	339.3	Other Plant & Misc. Equipment														0
22		TRANSMISSION & DISTRIBUTION PLANT														0
23	303.4	Land & Land Rights														0
24	304.4	Structures & Improvements														0
25	311.4	Pumping Equipment														0
26	330.4	Distr. Reservoirs & Standpipes														0
27	331.4	Transm. & Distribution Mains														0
28	333.4	Services														0
29	334.4	Meters & Meter Installations														0
30	335.4	Hydrants														0
31	336.4	Backflow Prevention														0
32	339.4	Other Plant & Misc. Equipment														0
33		GENERAL PLANT														0
34	303.5	Land & Land Rights														0
35	304.5	Structures & Improvements														0
36	340.5	Office Furniture & Equipment														0
37	340.51	Computer Equipment														0
38	341.5	Transportation Equipment														0
39	342.5	Stores Equipment														0
40	343.5	Tools, Shop & Garage Equipment														0
41	344.5	Laboratory Equipment														0
42	345.5	Power Operated Equipment														0
43	346.5	Communication Equipment														0
44	347.5	Miscellaneous Equipment														0
45	348.5	Other Tangible Plant														0
46	TOTAL			0	0	0	0	0	0	0	0	0	0	0	0	0



45

Schedule of Water Accumulated Depreciation By Primary Account- 2006 Adjusted Accumulated Depreciation Balances - December 2006 through December 2006													Florida Public Service Commission			
Pomona Park - Water Docket No. 060368-WS Schedule Year Ended: 2006 Historic [] or Projected [x]													Schedule:	A-9		
Explanation: Provide Adjusted Accumulated Depreciation balances by account for the period beginning 12/31/05 through the year ended 12/31/06, and 13 month averages.													Page:	4 of 8		
													Preparer:	<name>		
Line No.	Acct No.	(1) Account Name	(2) 12/31/05	(3) 01/31/06	(4) 02/28/06	(5) 03/31/06	(6) 04/30/06	(7) 05/31/06	(8) 06/30/06	(9) 07/31/06	(10) 08/31/06	(11) 09/30/06	(12) 10/31/06	(13) 11/30/06	(14) 12/31/06	(15) Average Balance
1		INTANGIBLE PLANT														
2	301.1	Organization	0	0	0	0	0	0	0	0	0	0	0	0	0	0
3	302.1	Franchises	0	0	0	0	0	0	0	0	0	0	0	0	0	0
4	339.1	Other Plant & Misc. Equipment	0	0	0	0	0	0	0	0	0	0	0	0	0	0
5		SOURCE OF SUPPLY & PUMPING PLANT														
6	303.2	Land & Land Rights	0	0	0	0	0	0	0	0	0	0	0	0	0	0
7	304.2	Structures & Improvements	14,408	14,492	14,576	14,659	14,743	14,830	14,916	15,003	15,089	15,176	15,262	15,348	14,764	14,867
8	305.2	Collect. & Impound Reservoirs	0	0	0	0	0	0	0	0	0	0	0	0	0	0
9	306.2	Lake, River & Other Intakes	0	0	0	0	0	0	0	0	0	0	0	0	0	0
10	307.2	Wells & Springs	2,554	2,563	2,572	2,582	2,591	2,600	2,610	2,619	2,628	2,638	2,647	2,656	2,666	2,610
11	308.2	Infiltration Galleries & Tunnels	0	0	0	0	0	0	0	0	0	0	0	0	0	0
12	309.2	Supply Mains	373	375	377	378	380	382	383	385	387	388	390	391	393	383
13	310.2	Power Generation Equipment	28,693	28,881	29,069	29,257	29,445	29,633	29,821	30,009	30,197	30,385	30,572	30,760	30,948	29,821
14	311.2	Pumping Equipment	1,723	1,755	1,787	1,819	1,851	1,883	1,915	1,947	1,979	2,011	2,043	2,074	2,106	1,915
15	339.2	Other Plant & Misc. Equipment	0	0	0	0	0	0	0	0	0	0	0	0	0	0
16		WATER TREATMENT PLANT														
17	303.3	Land & Land Rights	0	0	0	0	0	0	0	0	0	0	0	0	0	0
18	304.3	Structures & Improvements	0	0	0	0	0	0	0	0	0	0	0	0	0	0
19	311.3	Pumping Equipment	315	321	327	333	338	344	350	356	362	368	373	379	385	350
20	320.3	Water Treatment Equipment	0	0	0	0	0	0	0	0	0	0	0	0	0	0
21	339.3	Other Plant & Misc. Equipment	3,456	3,478	3,501	3,524	3,546	3,578	3,609	3,641	3,672	3,704	3,735	3,767	3,798	3,616
22		TRANSMISSION & DISTRIBUTION PLANT														
23	303.4	Land & Land Rights	0	0	0	0	0	0	0	0	0	0	0	0	0	0
24	304.4	Structures & Improvements	0	0	0	0	0	0	0	0	0	0	0	0	0	0
25	311.4	Pumping Equipment	0	0	0	0	0	0	0	0	0	0	0	0	0	0
26	330.4	Dist. Reservoirs & Standpipes	14,129	14,257	14,385	14,513	14,641	14,769	14,897	15,025	15,153	15,281	15,409	15,536	15,664	14,897
27	331.4	Transm. & Distribution Mains	27,812	28,260	28,709	29,157	29,605	30,075	28,702	29,201	29,700	28,358	28,886	29,415	28,102	28,922
28	333.4	Services	3,135	3,150	3,166	3,181	3,197	3,212	3,228	3,243	3,258	3,274	3,289	3,305	3,320	3,228
29	334.4	Meters & Meter Installations	(3,520)	(3,467)	(3,414)	(3,361)	(3,309)	(3,256)	(3,192)	(3,138)	(3,084)	(3,031)	(2,978)	(2,925)	(2,872)	(3,467)
30	335.4	Hydrants	0	0	0	0	0	0	0	0	0	0	0	0	0	0
31	336.4	Backflow Prevention	0	0	0	0	0	0	0	0	0	0	0	0	0	0
32	339.4	Other Plant & Misc. Equipment	0	0	0	0	0	0	0	0	0	0	0	0	0	0
33		GENERAL PLANT														
34	303.5	Land & Land Rights	0	0	0	0	0	0	0	0	0	0	0	0	0	0
35	304.5	Structures & Improvements	0	0	0	0	0	0	0	0	0	0	0	0	0	0
36	340.5	Office Furniture & Equipment	0	0	0	0	0	0	0	0	0	0	0	0	0	0
37	340.51	Computer Equipment	0	0	0	0	0	0	0	0	0	0	0	0	0	0
38	341.5	Transportation Equipment	0	0	0	0	0	0	0	0	0	0	0	0	0	0
39	342.5	Stores Equipment	0	0	0	0	0	0	0	0	0	0	0	0	0	0
40	343.5	Tools, Shop & Garage Equipment	0	0	0	0	0	0	0	0	0	0	0	0	0	0
41	344.5	Laboratory Equipment	0	0	0	0	0	0	0	0	0	0	0	0	0	0
42	345.5	Power Operated Equipment	0	0	0	0	0	0	0	0	0	0	0	0	0	0
43	346.5	Communication Equipment	0	0	0	0	0	0	0	0	0	0	0	0	0	0
44	347.5	Miscellaneous Equipment	0	0	0	0	0	0	0	0	0	0	0	0	0	0
45	348.5	Other Tangible Plant	0	0	0	0	0	0	0	0	0	0	0	0	0	0
46		TOTAL	93,079	94,067	95,054	96,042	97,030	98,049	99,039	97,990	99,041	97,961	99,044	100,126	98,407	97,141
			TRUE													98,406.77

Schedule of Water Accumulated Depreciation By Primary Account

Florida Public Service Commission

Test Year Average balance
 Pomona Park
 Docket No. 060368-WS
 Schedule Year Ending 12/31/06
 Historical [] Projected [X]

Schedule: A-9
 Page: 4 of 5
 Preparer: Robert M. Griffin

Explanation: Provide the month ending Adjusted balances for Water Accumulated Depreciation by primary account for each month of the Intermediate Year and the ending balance for the prior year.

Line No.	Acct No.	(1) Account Name	(2) Prior Year 12/31/05	(3) Jan	(4) Feb	(5) Mar	(6) Apr	(7) May	(8) Jun	(9) Jul	(10) Aug	(11) Sep	(12) Oct	(13) Nov	(14) Dec	(15) Average Balance
1		INTANGIBLE PLANT														
2	301.1	Organization	0	0	0	0	0	0	0	0	0	0	0	0	0	0
3	302.1	Franchises	0	0	0	0	0	0	0	0	0	0	0	0	0	0
4	339.1	Other Plant & Misc. Equipment	0	0	0	0	0	0	0	0	0	0	0	0	0	0
5		SOURCE OF SUPPLY & PUMPING PLANT														
6	303.2	Land & Land Rights	0	0	0	0	0	0	0	0	0	0	0	0	0	0
7	304.2	Structures & Improvements	14,408	14,492	14,576	14,659	14,743	14,830	14,916	15,003	15,089	15,176	15,262	15,348	14,764	14,867
8	305.2	Collect & Impound Reservoirs	0	0	0	0	0	0	0	0	0	0	0	0	0	0
9	306.2	Lake, River & Other Intakes	0	0	0	0	0	0	0	0	0	0	0	0	0	0
10	307.2	Wells & Springs	2,554	2,563	2,572	2,582	2,591	2,600	2,610	2,619	2,628	2,638	2,647	2,656	2,666	2,610
11	308.2	Infiltration Galleries & Tunnels	0	0	0	0	0	0	0	0	0	0	0	0	0	0
12	309.2	Supply Mains	373	375	377	378	380	382	383	385	387	388	390	391	393	383
13	310.2	Power Generation Equipment	28,693	28,881	29,069	29,257	29,445	29,633	29,821	30,009	30,197	30,385	30,572	30,760	30,948	29,821
14	311.2	Pumping Equipment	1,723	1,755	1,787	1,819	1,851	1,883	1,915	1,947	1,979	2,011	2,043	2,074	2,106	1,915
15	339.2	Other Plant & Misc. Equipment	0	0	0	0	0	0	0	0	0	0	0	0	0	0
16		WATER TREATMENT PLANT														
17	303.3	Land & Land Rights	0	0	0	0	0	0	0	0	0	0	0	0	0	0
18	304.3	Structures & Improvements	0	0	0	0	0	0	0	0	0	0	0	0	0	0
19	311.3	Pumping Equipment	315	321	327	333	338	344	350	356	362	368	373	379	385	350
20	320.3	Water Treatment Equipment	0	0	0	0	0	0	0	0	0	0	0	0	0	0
21	339.3	Other Plant & Misc. Equipment	3,456	3,478	3,501	3,524	3,546	3,578	3,609	3,641	3,672	3,704	3,735	3,767	3,798	3,616
22		TRANSMISSION & DISTRIBUTION PLANT														
23	303.4	Land & Land Rights	0	0	0	0	0	0	0	0	0	0	0	0	0	0
24	304.4	Structures & Improvements	0	0	0	0	0	0	0	0	0	0	0	0	0	0
25	311.4	Pumping Equipment	0	0	0	0	0	0	0	0	0	0	0	0	0	0
26	330.4	Distr. Reservoirs & Standpipes	14,129	14,257	14,385	14,513	14,641	14,769	14,897	15,025	15,153	15,281	15,409	15,536	15,664	14,897
27	331.4	Transm. & Distribution Mains	27,812	28,260	28,709	29,157	29,605	30,075	28,702	29,201	29,700	28,358	28,886	29,415	28,102	28,922
28	333.4	Services	3,135	3,150	3,166	3,181	3,197	3,212	3,228	3,243	3,258	3,274	3,289	3,305	3,320	3,228
29	334.4	Meters & Meter Installations	(3,520)	(3,467)	(3,414)	(3,361)	(3,309)	(3,256)	(3,492)	(3,438)	(3,384)	(3,619)	(3,563)	(3,507)	(3,740)	(3,467)
30	335.4	Hydrants	0	0	0	0	0	0	0	0	0	0	0	0	0	0
31	336.4	Backflow Prevention	0	0	0	0	0	0	0	0	0	0	0	0	0	0
32	339.4	Other Plant & Misc. Equipment	0	0	0	0	0	0	0	0	0	0	0	0	0	0
33		GENERAL PLANT														
34	303.5	Land & Land Rights	0	0	0	0	0	0	0	0	0	0	0	0	0	0
35	304.5	Structures & Improvements	0	0	0	0	0	0	0	0	0	0	0	0	0	0
36	340.5	Office Furniture & Equipment	0	0	0	0	0	0	0	0	0	0	0	0	0	0
37	340.51	Computer Equipment	71	100	128	160	191	232	275	318	361	404	447	490	591	290
38	341.5	Transportation Equipment	0	0	0	0	0	0	0	0	0	0	0	0	0	0
39	342.5	Stores Equipment	0	0	0	0	0	0	0	0	0	0	0	0	0	0
40	343.5	Tools, Shop & Garage Equipment	0	0	0	0	0	0	0	0	0	0	0	0	0	0
41	344.5	Laboratory Equipment	0	0	0	0	0	0	0	0	0	0	0	0	0	0
42	345.5	Power Operated Equipment	0	0	0	0	0	0	0	0	0	0	0	0	0	0
43	346.5	Communication Equipment	0	0	0	0	0	0	0	0	0	0	0	0	0	0
44	347.5	Miscellaneous Equipment	0	0	0	0	0	0	0	0	0	0	0	0	0	0
45	348.5	Other Tangible Plant	0	0	0	0	0	0	0	0	0	0	0	0	0	0
46		TOTAL	93,150	94,166	95,183	96,201	97,220	98,281	97,214	98,308	99,402	98,366	99,491	100,617	98,998	97,431
47		Subtotal Land & Land Rights	0	0	0	0	0	0	0	0	0	0	0	0	0	0

99h

Schedule of Water Accumulated Depreciation By Primary Account- 2007
Adjusted 2007 UPIS Balances for Depn Exp Calc

Florida Public Service Commission

Pomona Park - Water
Docket No. 060368-W5
Schedule Year Ended: 2007
Historic [] or Projected [x]

Explanation: Provide Adjusted UPIS balances by account for the period beginning 12/31/06 through the year ended 12/31/07.

Schedule: A-9
Page: UPIS 4 of 8
Preparer: <name>

Line No.	Acct No.	(1) Account Name	(2) 12/31/06	(3) 01/31/07	(4) 02/28/07	(5) 03/31/07	(6) 04/30/07	(7) 05/31/07	(8) 06/30/07	(9) 07/31/07	(10) 08/31/07	(11) 09/30/07	(12) 10/31/07	(13) 11/30/07	(14) 12/31/07	(15) Average Balance
1		INTANGIBLE PLANT														
2	301.1	Organization	0	0	0	0	0	0	0	0	0	0	0	0	0	0
3	302.1	Franchises	0	0	0	0	0	0	0	0	0	0	0	0	0	0
4	339.1	Other Plant & Misc. Equipment	0	0	0	0	0	0	0	0	0	0	0	0	0	0
5		SOURCE OF SUPPLY & PUMPING PLANT														
6	303.2	Land & Land Rights	7,229	7,229	7,229	7,229	7,229	7,229	7,229	7,229	7,229	7,229	7,229	7,229	7,229	7,229
7	304.2	Structures & Improvements	35,520	35,520	35,520	35,714	35,714	35,714	35,908	35,908	35,908	36,102	36,102	36,102	36,296	35,848
8	305.2	Collect. & Impound Reservoirs	0	0	0	0	0	0	0	0	0	0	0	0	0	0
9	306.2	Lake, River & Other Intakes	0	0	0	0	0	0	0	0	0	0	0	0	0	0
10	307.2	Wells & Springs	3,355	3,355	3,355	3,355	3,355	3,355	3,355	3,355	3,355	3,355	3,355	3,355	3,355	3,355
11	308.2	Infiltration Galleries & Tunnels	0	0	0	0	0	0	0	0	0	0	0	0	0	0
12	309.2	Supply Mains	687	687	687	687	687	687	687	687	687	687	687	687	687	687
13	310.2	Power Generation Equipment	45,098	45,098	45,098	45,098	45,098	45,098	45,098	45,098	45,098	45,098	45,098	45,098	45,098	45,098
14	311.2	Pumping Equipment	7,659	7,659	7,659	7,659	7,659	7,659	7,659	7,659	7,659	7,659	7,659	7,659	7,659	7,659
15	339.2	Other Plant & Misc. Equipment	0	0	0	0	0	0	0	0	0	0	0	0	0	0
16		WATER TREATMENT PLANT														
17	303.3	Land & Land Rights	0	0	0	0	0	0	0	0	0	0	0	0	0	0
18	304.3	Structures & Improvements	0	0	0	0	0	0	0	0	0	0	0	0	0	0
19	311.3	Pumping Equipment	1,401	1,401	1,401	1,401	1,401	1,401	1,401	1,401	1,401	1,401	1,401	1,401	1,401	1,401
20	320.3	Water Treatment Equipment	0	0	0	0	0	0	0	0	0	0	0	0	0	0
21	339.3	Other Plant & Misc. Equipment	6,797	6,797	6,797	6,797	6,797	6,797	6,797	6,797	6,797	6,797	6,797	6,797	6,797	6,797
22		TRANSMISSION & DISTRIBUTION PLANT														
23	303.4	Land & Land Rights	0	0	0	0	0	0	0	0	0	0	0	0	0	0
24	304.4	Structures & Improvements	0	0	0	0	0	0	0	0	0	0	0	0	0	0
25	311.4	Pumping Equipment	0	0	0	0	0	0	0	0	0	0	0	0	0	0
26	330.4	Distr. Reservoirs & Standpipes	56,809	56,809	56,809	56,809	56,809	56,809	56,809	56,809	56,809	56,809	56,809	56,809	56,809	56,809
27	331.4	Transm. & Distribution Mains	288,050	288,050	288,050	291,392	291,392	291,392	294,734	294,734	294,734	298,076	298,076	298,076	301,418	293,706
28	333.4	Services	7,411	7,411	7,411	7,411	7,411	7,411	7,411	7,411	7,411	7,411	7,411	7,411	7,411	7,411
29	334.4	Meters & Meter Installations	13,797	13,797	13,797	14,079	14,079	14,079	14,361	14,361	14,361	14,643	14,643	14,643	14,925	14,274
30	335.4	Hydrants	0	0	0	0	0	0	0	0	0	0	0	0	0	0
31	336.4	Backflow Prevention	0	0	0	0	0	0	0	0	0	0	0	0	0	0
32	339.4	Other Plant & Misc. Equipment	0	0	0	0	0	0	0	0	0	0	0	0	0	0
33		GENERAL PLANT														
34	303.5	Land & Land Rights	0	0	0	0	0	0	0	0	0	0	0	0	0	0
35	304.5	Structures & Improvements	0	0	0	0	0	0	0	0	0	0	0	0	0	0
36	340.5	Office Furniture & Equipment	0	0	0	0	0	0	0	0	0	0	0	0	0	0
37	340.51	Computer Equipment	0	0	0	0	0	0	0	0	0	0	0	0	0	0
38	341.5	Transportation Equipment	0	0	0	0	0	0	0	0	0	0	0	0	0	0
39	342.5	Stores Equipment	0	0	0	0	0	0	0	0	0	0	0	0	0	0
40	343.5	Tools, Shop & Garage Equipment	0	0	0	0	0	0	0	0	0	0	0	0	0	0
41	344.5	Laboratory Equipment	0	0	0	0	0	0	0	0	0	0	0	0	0	0
42	345.5	Power Operated Equipment	0	0	0	0	0	0	0	0	0	0	0	0	0	0
43	346.5	Communication Equipment	0	0	0	0	0	0	0	0	0	0	0	0	0	0
44	347.5	Miscellaneous Equipment	0	0	0	0	0	0	0	0	0	0	0	0	0	0
45	348.5	Other Tangible Plant	0	0	0	0	0	0	0	0	0	0	0	0	0	0
46		TOTAL	473,813	473,813	473,813	477,631	477,631	477,631	481,449	481,449	481,449	485,267	485,267	485,267	489,085	480,274

47

Schedule of Water Accumulated Depreciation By Primary Account- 2007
 Depreciation Rates for UPIS Water Accounts-2007

Florida Public Service Commission

Pomona Park - Water
 Docket No. 060368-WS
 Schedule Year Ended: 2007
 Historic [] or Projected [x]

This Schedule shows the Depreciation rates based on Guideline Lives

Schedule: A-9
 Page: 2b
 Preparer: <name>

Line No	Acct No	(1) Account Name	(2) Annual Rate	(7) Monthly Rates												
				(3) Jan	(4) Feb	(5) Mar	(6) Apr	(7) May	(8) Jun	(9) Jul	(10) Aug	(11) Sep	(12) Oct	(13) Nov	(14) Dec	
1		INTANGIBLE PLANT														
2	301.1	Organization	2.50%	0.21%	0.21%	0.21%	0.21%	0.21%	0.21%	0.21%	0.21%	0.21%	0.21%	0.21%	0.21%	0.21%
3	302.1	Franchises	2.50%	0.21%	0.21%	0.21%	0.21%	0.21%	0.21%	0.21%	0.21%	0.21%	0.21%	0.21%	0.21%	0.21%
4	339.1	Other Plant & Misc. Equipment	0.00%	0.00%	0.00%	0.00%	0.00%	0.00%	0.00%	0.00%	0.00%	0.00%	0.00%	0.00%	0.00%	0.00%
5		SOURCE OF SUPPLY & PUMPING PLANT														
6	303.2	Land & Land Rights														
7	304.2	Structures & Improvements	3.13%	0.26%	0.26%	0.26%	0.26%	0.26%	0.26%	0.26%	0.26%	0.26%	0.26%	0.26%	0.26%	0.26%
8	305.2	Collect. & Impound Reservoirs	2.00%	0.17%	0.17%	0.17%	0.17%	0.17%	0.17%	0.17%	0.17%	0.17%	0.17%	0.17%	0.17%	0.17%
9	306.2	Lake, River & Other Intakes	2.50%	0.21%	0.21%	0.21%	0.21%	0.21%	0.21%	0.21%	0.21%	0.21%	0.21%	0.21%	0.21%	0.21%
10	307.2	Wells & Springs	3.33%	0.28%	0.28%	0.28%	0.28%	0.28%	0.28%	0.28%	0.28%	0.28%	0.28%	0.28%	0.28%	0.28%
11	308.2	Infiltration Galleries & Tunnels	2.50%	0.21%	0.21%	0.21%	0.21%	0.21%	0.21%	0.21%	0.21%	0.21%	0.21%	0.21%	0.21%	0.21%
12	309.2	Supply Mains	2.86%	0.24%	0.24%	0.24%	0.24%	0.24%	0.24%	0.24%	0.24%	0.24%	0.24%	0.24%	0.24%	0.24%
13	310.2	Power Generation Equipment	5.00%	0.42%	0.42%	0.42%	0.42%	0.42%	0.42%	0.42%	0.42%	0.42%	0.42%	0.42%	0.42%	0.42%
14	311.2	Pumping Equipment	5.00%	0.42%	0.42%	0.42%	0.42%	0.42%	0.42%	0.42%	0.42%	0.42%	0.42%	0.42%	0.42%	0.42%
15	339.2	Other Plant & Misc. Equipment	5.56%	0.46%	0.46%	0.46%	0.46%	0.46%	0.46%	0.46%	0.46%	0.46%	0.46%	0.46%	0.46%	0.46%
16		WATER TREATMENT PLANT														
17	303.3	Land & Land Rights														
18	304.3	Structures & Improvements	3.13%	0.26%	0.26%	0.26%	0.26%	0.26%	0.26%	0.26%	0.26%	0.26%	0.26%	0.26%	0.26%	0.26%
19	311.3	Pumping Equipment	5.00%	0.42%	0.42%	0.42%	0.42%	0.42%	0.42%	0.42%	0.42%	0.42%	0.42%	0.42%	0.42%	0.42%
20	320.3	Water Treatment Equipment	4.55%	0.38%	0.38%	0.38%	0.38%	0.38%	0.38%	0.38%	0.38%	0.38%	0.38%	0.38%	0.38%	0.38%
21	339.3	Other Plant & Misc. Equipment	5.56%	0.46%	0.46%	0.46%	0.46%	0.46%	0.46%	0.46%	0.46%	0.46%	0.46%	0.46%	0.46%	0.46%
22		TRANSMISSION & DISTRIBUTION PLANT														
23	303.4	Land & Land Rights														
24	304.4	Structures & Improvements	3.13%	0.26%	0.26%	0.26%	0.26%	0.26%	0.26%	0.26%	0.26%	0.26%	0.26%	0.26%	0.26%	0.26%
25	311.4	Pumping Equipment	5.00%	0.42%	0.42%	0.42%	0.42%	0.42%	0.42%	0.42%	0.42%	0.42%	0.42%	0.42%	0.42%	0.42%
26	330.4	Distr. Reservoirs & Standpipes	2.70%	0.23%	0.23%	0.23%	0.23%	0.23%	0.23%	0.23%	0.23%	0.23%	0.23%	0.23%	0.23%	0.23%
27	331.4	Transm. & Distribution Mains	2.33%	0.19%	0.19%	0.19%	0.19%	0.19%	0.19%	0.19%	0.19%	0.19%	0.19%	0.19%	0.19%	0.19%
28	333.4	Services	2.50%	0.21%	0.21%	0.21%	0.21%	0.21%	0.21%	0.21%	0.21%	0.21%	0.21%	0.21%	0.21%	0.21%
29	334.4	Meters & Meter Installations	5.00%	0.42%	0.42%	0.42%	0.42%	0.42%	0.42%	0.42%	0.42%	0.42%	0.42%	0.42%	0.42%	0.42%
30	335.4	Hydrants	2.22%	0.19%	0.19%	0.19%	0.19%	0.19%	0.19%	0.19%	0.19%	0.19%	0.19%	0.19%	0.19%	0.19%
31	336.4	Backflow Prevention	6.67%	0.56%	0.56%	0.56%	0.56%	0.56%	0.56%	0.56%	0.56%	0.56%	0.56%	0.56%	0.56%	0.56%
32	339.4	Other Plant & Misc. Equipment	4.00%	0.33%	0.33%	0.33%	0.33%	0.33%	0.33%	0.33%	0.33%	0.33%	0.33%	0.33%	0.33%	0.33%
33		GENERAL PLANT														
34	303.5	Land & Land Rights														
35	304.5	Structures & Improvements	2.50%	0.21%	0.21%	0.21%	0.21%	0.21%	0.21%	0.21%	0.21%	0.21%	0.21%	0.21%	0.21%	0.21%
36	340.5	Office Furniture & Equipment	6.67%	0.56%	0.56%	0.56%	0.56%	0.56%	0.56%	0.56%	0.56%	0.56%	0.56%	0.56%	0.56%	0.56%
37	340.51	Computer Equipment	16.67%	1.39%	1.39%	1.39%	1.39%	1.39%	1.39%	1.39%	1.39%	1.39%	1.39%	1.39%	1.39%	1.39%
38	341.5	Transportation Equipment	16.67%	1.39%	1.39%	1.39%	1.39%	1.39%	1.39%	1.39%	1.39%	1.39%	1.39%	1.39%	1.39%	1.39%
39	342.5	Stores Equipment	5.56%	0.46%	0.46%	0.46%	0.46%	0.46%	0.46%	0.46%	0.46%	0.46%	0.46%	0.46%	0.46%	0.46%
40	343.5	Tools, Shop & Garage Equipment	6.25%	0.52%	0.52%	0.52%	0.52%	0.52%	0.52%	0.52%	0.52%	0.52%	0.52%	0.52%	0.52%	0.52%
41	344.5	Laboratory Equipment	6.67%	0.56%	0.56%	0.56%	0.56%	0.56%	0.56%	0.56%	0.56%	0.56%	0.56%	0.56%	0.56%	0.56%
42	345.5	Power Operated Equipment	8.33%	0.69%	0.69%	0.69%	0.69%	0.69%	0.69%	0.69%	0.69%	0.69%	0.69%	0.69%	0.69%	0.69%
43	346.5	Communication Equipment	10.00%	0.83%	0.83%	0.83%	0.83%	0.83%	0.83%	0.83%	0.83%	0.83%	0.83%	0.83%	0.83%	0.83%
44	347.5	Miscellaneous Equipment	6.67%	0.56%	0.56%	0.56%	0.56%	0.56%	0.56%	0.56%	0.56%	0.56%	0.56%	0.56%	0.56%	0.56%
45	348.5	Other Tangible Plant	10.00%	0.83%	0.83%	0.83%	0.83%	0.83%	0.83%	0.83%	0.83%	0.83%	0.83%	0.83%	0.83%	0.83%

Schedule of Water Accumulated Depreciation By Primary Account- 2007
 Depreciation Expense- 2007

Florida Public Service Commission

Pomona Park - Water
 Docket No. 060368-WS
 Schedule Year Ended: 2007
 Historic [] or Projected [x]

Explanation: Provide the monthly Depreciation Expense for 2007

Schedule: A-9
 Page: 6 of 8
 Preparer: <name>

Line No	Acct No	(1) AccountName	(2) - (13)												(15)	
			Jan	Feb	Mar	Apr	May	Jun	Jul	Aug	Sep	Oct	Nov	Dec	2007 Total	
1		INTANGIBLE PLANT														
2	301.1	Organization	0	0	0	0	0	0	0	0	0	0	0	0	0	0
3	302.1	Franchises	0	0	0	0	0	0	0	0	0	0	0	0	0	0
4	339.1	Other Plant & Misc. Equipment	0	0	0	0	0	0	0	0	0	0	0	0	0	0
5		SOURCE OF SUPPLY & PUMPING PLANT														
6	303.2	Land & Land Rights	0	0	0	0	0	0	0	0	0	0	0	0	0	0
7	304.2	Structures & Improvements	93	93	93	93	93	93	94	94	94	94	94	94	95	1,121
8	305.2	Collect. & Impound Reservoirs	0	0	0	0	0	0	0	0	0	0	0	0	0	0
9	306.2	Lake, River & Other Intakes	0	0	0	0	0	0	0	0	0	0	0	0	0	0
10	307.2	Wells & Springs	9	9	9	9	9	9	9	9	9	9	9	9	9	112
11	308.2	Infiltration Galleries & Tunnels	0	0	0	0	0	0	0	0	0	0	0	0	0	0
12	309.2	Supply Mains	2	2	2	2	2	2	2	2	2	2	2	2	2	20
13	310.2	Power Generation Equipment	188	188	188	188	188	188	188	188	188	188	188	188	188	2,255
14	311.2	Pumping Equipment	32	32	32	32	32	32	32	32	32	32	32	32	32	383
15	339.2	Other Plant & Misc. Equipment	0	0	0	0	0	0	0	0	0	0	0	0	0	0
16		WATER TREATMENT PLANT														
17	303.3	Land & Land Rights	0	0	0	0	0	0	0	0	0	0	0	0	0	0
18	304.3	Structures & Improvements	0	0	0	0	0	0	0	0	0	0	0	0	0	0
19	311.3	Pumping Equipment	6	6	6	6	6	6	6	6	6	6	6	6	6	70
20	320.3	Water Treatment Equipment	0	0	0	0	0	0	0	0	0	0	0	0	0	0
21	339.3	Other Plant & Misc. Equipment	31	31	31	31	31	31	31	31	31	31	31	31	31	378
22		TRANSMISSION & DISTRIBUTION PLANT														
23	303.4	Land & Land Rights	0	0	0	0	0	0	0	0	0	0	0	0	0	0
24	304.4	Structures & Improvements	0	0	0	0	0	0	0	0	0	0	0	0	0	0
25	311.4	Pumping Equipment	0	0	0	0	0	0	0	0	0	0	0	0	0	0
26	330.4	Distr. Reservoirs & Standpipes	128	128	128	128	128	128	128	128	128	128	128	128	128	1,535
27	331.4	Transm. & Distribution Mains	558	558	565	565	565	571	571	571	578	578	578	584	584	6,841
28	333.4	Services	15	15	15	15	15	15	15	15	15	15	15	15	15	185
29	334.4	Meters & Meter Installations	57	57	59	59	59	60	60	60	61	61	61	62	62	716
30	335.4	Hydrants	0	0	0	0	0	0	0	0	0	0	0	0	0	0
31	336.4	Backflow Prevention	0	0	0	0	0	0	0	0	0	0	0	0	0	0
32	339.4	Other Plant & Misc. Equipment	0	0	0	0	0	0	0	0	0	0	0	0	0	0
33		GENERAL PLANT														
34	303.5	Land & Land Rights	0	0	0	0	0	0	0	0	0	0	0	0	0	0
35	304.5	Structures & Improvements	0	0	0	0	0	0	0	0	0	0	0	0	0	0
36	340.5	Office Furniture & Equipment	0	0	0	0	0	0	0	0	0	0	0	0	0	0
37	340.51	Computer Equipment	0	0	0	0	0	0	0	0	0	0	0	0	0	0
38	341.5	Transportation Equipment	0	0	0	0	0	0	0	0	0	0	0	0	0	0
39	342.5	Stores Equipment	0	0	0	0	0	0	0	0	0	0	0	0	0	0
40	343.5	Tools, Shop & Garage Equipment	0	0	0	0	0	0	0	0	0	0	0	0	0	0
41	344.5	Laboratory Equipment	0	0	0	0	0	0	0	0	0	0	0	0	0	0
42	345.5	Power Operated Equipment	0	0	0	0	0	0	0	0	0	0	0	0	0	0
43	346.5	Communication Equipment	0	0	0	0	0	0	0	0	0	0	0	0	0	0
44	347.5	Miscellaneous Equipment	0	0	0	0	0	0	0	0	0	0	0	0	0	0
45	348.5	Other Tangible Plant	0	0	0	0	0	0	0	0	0	0	0	0	0	0
46		TOTAL	1,120	1,120	1,128	1,128	1,128	1,136	1,136	1,136	1,144	1,144	1,144	1,152	1,152	13,615.77

Schedule of Water Accumulated Depreciation By Primary Account- 2007
Retirements- 2007

Florida Public Service Commission

Pomona Park - Water
Docket No. 060368-WS
Schedule Year Ended: 2007
Historic [] or Projected [x]

[] =input field

Explanation: Provide Retirements for 2007

Schedule: A-9
Page: 7 of 8
Preparer: <name>

Line No	Acct No	(1) AccountName													(14) Test Year Enc Dec	(15) 2007 Total
			(3) Jan	(4) Feb	(5) Mar	(6) Apr	(7) May	(8) Jun	(9) Jul	(10) Aug	(11) Sep	(12) Oct	(13) Nov			
1		INTANGIBLE PLANT														
2	301.1	Organization	0	0	0	0	0	0	0	0	0	0	0	0	0	0
3	302.1	Franchises	0	0	0	0	0	0	0	0	0	0	0	0	0	0
4	339.1	Other Plant & Misc. Equipment	0	0	0	0	0	0	0	0	0	0	0	0	0	0
5		SOURCE OF SUPPLY & PUMPING PLANT														
6	303.2	Land & Land Rights	0	0	0	0	0	0	0	0	0	0	0	0	0	0
7	304.2	Structures & Improvements	0	0	(56)	0	0	(56)	0	0	(56)	0	0	0	(56)	(224)
8	305.2	Collect. & Impound Reservoirs	0	0	0	0	0	0	0	0	0	0	0	0	0	0
9	306.2	Lake, River & Other Intakes	0	0	0	0	0	0	0	0	0	0	0	0	0	0
10	307.2	Wells & Springs	0	0	0	0	0	0	0	0	0	0	0	0	0	0
11	308.2	Infiltration Galleries & Tunnels	0	0	0	0	0	0	0	0	0	0	0	0	0	0
12	309.2	Supply Mains	0	0	0	0	0	0	0	0	0	0	0	0	0	0
13	310.2	Power Generation Equipment	0	0	0	0	0	0	0	0	0	0	0	0	0	0
14	311.2	Pumping Equipment	0	0	0	0	0	0	0	0	0	0	0	0	0	0
15	339.2	Other Plant & Misc. Equipment	0	0	0	0	0	0	0	0	0	0	0	0	0	0
16		WATER TREATMENT PLANT														
17	303.3	Land & Land Rights	0	0	0	0	0	0	0	0	0	0	0	0	0	0
18	304.3	Structures & Improvements	0	0	0	0	0	0	0	0	0	0	0	0	0	0
19	311.3	Pumping Equipment	0	0	0	0	0	0	0	0	0	0	0	0	0	0
20	320.3	Water Treatment Equipment	0	0	0	0	0	0	0	0	0	0	0	0	0	0
21	339.3	Other Plant & Misc. Equipment	0	0	0	0	0	0	0	0	0	0	0	0	0	0
22		TRANSMISSION & DISTRIBUTION PLANT														
23	303.4	Land & Land Rights	0	0	0	0	0	0	0	0	0	0	0	0	0	0
24	304.4	Structures & Improvements	0	0	0	0	0	0	0	0	0	0	0	0	0	0
25	311.4	Pumping Equipment	0	0	0	0	0	0	0	0	0	0	0	0	0	0
26	330.4	Distr. Reservoirs & Standpipes	0	0	0	0	0	0	0	0	0	0	0	0	0	0
27	331.4	Transm. & Distribution Mains	0	0	(408)	0	0	(408)	0	0	(408)	0	0	0	(408)	(1,632)
28	333.4	Services	0	0	0	0	0	0	0	0	0	0	0	0	0	0
29	334.4	Meters & Meter Installations	0	0	(218)	0	0	(218)	0	0	(218)	0	0	0	(218)	(872)
30	335.4	Hydrants	0	0	0	0	0	0	0	0	0	0	0	0	0	0
31	336.4	Backflow Prevention	0	0	0	0	0	0	0	0	0	0	0	0	0	0
32	339.4	Other Plant & Misc. Equipment	0	0	0	0	0	0	0	0	0	0	0	0	0	0
33		GENERAL PLANT														
34	303.5	Land & Land Rights	0	0	0	0	0	0	0	0	0	0	0	0	0	0
35	304.5	Structures & Improvements	0	0	0	0	0	0	0	0	0	0	0	0	0	0
36	340.5	Office Furniture & Equipment	0	0	0	0	0	0	0	0	0	0	0	0	0	0
37	340.51	Computer Equipment	0	0	0	0	0	0	0	0	0	0	0	0	0	0
38	341.5	Transportation Equipment	0	0	0	0	0	0	0	0	0	0	0	0	0	0
39	342.5	Stores Equipment	0	0	0	0	0	0	0	0	0	0	0	0	0	0
40	343.5	Tools, Shop & Garage Equipment	0	0	0	0	0	0	0	0	0	0	0	0	0	0
41	344.5	Laboratory Equipment	0	0	0	0	0	0	0	0	0	0	0	0	0	0
42	345.5	Power Operated Equipment	0	0	0	0	0	0	0	0	0	0	0	0	0	0
43	346.5	Communication Equipment	0	0	0	0	0	0	0	0	0	0	0	0	0	0
44	347.5	Miscellaneous Equipment	0	0	0	0	0	0	0	0	0	0	0	0	0	0
45	348.5	Other Tangible Plant	0	0	0	0	0	0	0	0	0	0	0	0	0	0
46		TOTAL	0	0	(682)	0	0	(682)	0	0	(682)	0	0	(682)	(2,728)	

50

Schedule of Water Accumulated Depreciation By Primary Account- 2007
 Adjustments to Accumulated Depreciation-2007

Florida Public Service Commission


Pomona Park - Water
 Docket No. 060368-W5
 Schedule Year Ended: 2007
 Historic or Projected

=input field

Schedule: A-9
 Page: 8 of 8
 Preparer: <name>

Explanation: Provide Adjustments to the Accumulated Depreciation Balances in
 Amendatory Order other than changes resulting from Depreciation Expense,
 or Plant Retirements.

Line No.	Acct No.	(1) AccountName	(2)	(3) Jan	(4) Feb	(5) Mar	(6) Apr	(7) May	(8) Jun	(9) Jul	(10) Aug	(11) Sep	(12) Oct	(13) Nov	(14) Dec	(15) 2007 Total
1		INTANGIBLE PLANT														
2	301.1	Organization														0
3	302.1	Franchises														0
4	339.1	Other Plant & Misc. Equipment														0
5		SOURCE OF SUPPLY & PUMPING PLANT														0
6	303.2	Land & Land Rights														0
7	304.2	Structures & Improvements														0
8	305.2	Collect. & Impound Reservoirs														0
9	306.2	Lake, River & Other Intakes														0
10	307.2	Wells & Springs														0
11	308.2	Infiltration Galleries & Tunnels														0
12	309.2	Supply Mains														0
13	310.2	Power Generation Equipment														0
14	311.2	Pumping Equipment														0
15	339.2	Other Plant & Misc. Equipment														0
16		WATER TREATMENT PLANT														0
17	303.3	Land & Land Rights														0
18	304.3	Structures & Improvements														0
19	311.3	Pumping Equipment														0
20	320.3	Water Treatment Equipment														0
21	339.3	Other Plant & Misc. Equipment														0
22		TRANSMISSION & DISTRIBUTION PLANT														0
23	303.4	Land & Land Rights														0
24	304.4	Structures & Improvements														0
25	311.4	Pumping Equipment														0
26	330.4	Distr. Reservoirs & Standpipes														0
27	331.4	Transm. & Distribution Mains														0
28	333.4	Services														0
29	334.4	Meters & Meter Installations														0
30	335.4	Hydrants														0
31	336.4	Backflow Prevention														0
32	339.4	Other Plant & Misc. Equipment														0
33		GENERAL PLANT														0
34	303.5	Land & Land Rights														0
35	304.5	Structures & Improvements														0
36	340.5	Office Furniture & Equipment														0
37	340.51	Computer Equipment														0
38	341.5	Transportation Equipment														0
39	342.5	Stores Equipment														0
40	343.5	Tools, Shop & Garage Equipment														0
41	344.5	Laboratory Equipment														0
42	345.5	Power Operated Equipment														0
43	346.5	Communication Equipment														0
44	347.5	Miscellaneous Equipment														0
45	348.5	Other Tangible Plant														0
46		TOTAL		0	0	0	0	0	0	0	0	0	0	0	0	0



51

Schedule of Water Accumulated Depreciation By Primary Account- 2007 Adjusted Accumulated Depreciation Balances - December 2006 through December 2007														Florida Public Service Commission		
Pomona Park - Water Docket No. 060368-WS Schedule Year Ended: 2007 Historic [] or Projected [x]														Schedule: Page: Preparer:	A-9 4 of 8 <name>	
Explanation: Provide Adjusted Accumulated Depreciation balances by account for the period beginning 12/31/06 through the year ended 12/31/07, and 13 month averages.																
Line No.	Acct No.	(1) Account Name	(2) 12/31/06	(3) 01/31/07	(4) 02/28/07	(5) 03/31/07	(6) 04/30/07	(7) 05/31/07	(8) 06/30/07	(9) 07/31/07	(10) 08/31/07	(11) 09/30/07	(12) 10/31/07	(13) 11/30/07	(14) 12/31/07	(15) Average Balance
1		INTANGIBLE PLANT														
2	301.1	Organization	0	0	0	0	0	0	0	0	0	0	0	0	0	0
3	302.1	Franchises	0	0	0	0	0	0	0	0	0	0	0	0	0	0
4	339.1	Other Plant & Misc. Equipment	0	0	0	0	0	0	0	0	0	0	0	0	0	0
5		SOURCE OF SUPPLY & PUMPING PLANT														
6	303.2	Land & Land Rights	0	0	0	0	0	0	0	0	0	0	0	0	0	0
7	304.2	Structures & Improvements	14,764	14,856	14,949	14,986	15,079	15,172	15,209	15,303	15,396	15,434	15,529	15,623	15,661	15,228
8	305.2	Collect. & Impound Reservoirs	0	0	0	0	0	0	0	0	0	0	0	0	0	0
9	306.2	Lake, River & Other Intakes	0	0	0	0	0	0	0	0	0	0	0	0	0	0
10	307.2	Wells & Springs	2,666	2,675	2,684	2,694	2,703	2,712	2,721	2,731	2,740	2,749	2,759	2,768	2,777	2,721
11	308.2	Infiltration Galleries & Tunnels	0	0	0	0	0	0	0	0	0	0	0	0	0	0
12	309.2	Supply Mains	393	395	396	398	400	401	403	405	406	408	409	411	413	403
13	310.2	Power Generation Equipment	30,948	31,136	31,324	31,512	31,700	31,888	32,076	32,264	32,452	32,639	32,827	33,015	33,203	32,076
14	311.2	Pumping Equipment	2,106	2,138	2,170	2,202	2,234	2,266	2,298	2,330	2,362	2,394	2,426	2,457	2,489	2,298
15	339.2	Other Plant & Misc. Equipment	0	0	0	0	0	0	0	0	0	0	0	0	0	0
16		WATER TREATMENT PLANT														
17	303.3	Land & Land Rights	0	0	0	0	0	0	0	0	0	0	0	0	0	0
18	304.3	Structures & Improvements	0	0	0	0	0	0	0	0	0	0	0	0	0	0
19	311.3	Pumping Equipment	385	391	397	403	408	414	420	426	432	438	444	449	455	420
20	320.3	Water Treatment Equipment	0	0	0	0	0	0	0	0	0	0	0	0	0	0
21	339.3	Other Plant & Misc. Equipment	3,798	3,830	3,861	3,893	3,924	3,956	3,987	4,018	4,050	4,081	4,113	4,144	4,176	3,987
22		TRANSMISSION & DISTRIBUTION PLANT														
23	303.4	Land & Land Rights	0	0	0	0	0	0	0	0	0	0	0	0	0	0
24	304.4	Structures & Improvements	0	0	0	0	0	0	0	0	0	0	0	0	0	0
25	311.4	Pumping Equipment	0	0	0	0	0	0	0	0	0	0	0	0	0	0
26	330.4	Distr. Reservoirs & Standpipes	15,664	15,792	15,920	16,048	16,176	16,304	16,432	16,560	16,688	16,816	16,944	17,072	17,200	16,432
27	331.4	Transm. & Distribution Mains	28,102	28,660	29,219	29,375	29,940	30,505	30,668	31,239	31,810	31,980	32,558	33,135	33,311	30,808
28	333.4	Services	3,320	3,336	3,351	3,367	3,382	3,397	3,413	3,428	3,444	3,459	3,475	3,490	3,505	3,413
29	334.4	Meters & Meter Installations	(3,740)	(3,683)	(3,625)	(3,785)	(3,726)	(3,667)	(3,826)	(3,766)	(3,706)	(3,863)	(3,802)	(3,741)	(3,897)	(3,756)
30	335.4	Hydrants	0	0	0	0	0	0	0	0	0	0	0	0	0	0
31	336.4	Backflow Prevention	0	0	0	0	0	0	0	0	0	0	0	0	0	0
32	339.4	Other Plant & Misc. Equipment	0	0	0	0	0	0	0	0	0	0	0	0	0	0
33		GENERAL PLANT														
34	303.5	Land & Land Rights	0	0	0	0	0	0	0	0	0	0	0	0	0	0
35	304.5	Structures & Improvements	0	0	0	0	0	0	0	0	0	0	0	0	0	0
36	340.5	Office Furniture & Equipment	0	0	0	0	0	0	0	0	0	0	0	0	0	0
37	340.51	Computer Equipment	0	0	0	0	0	0	0	0	0	0	0	0	0	0
38	341.5	Transportation Equipment	0	0	0	0	0	0	0	0	0	0	0	0	0	0
39	342.5	Stores Equipment	0	0	0	0	0	0	0	0	0	0	0	0	0	0
40	343.5	Tools, Shop & Garage Equipment	0	0	0	0	0	0	0	0	0	0	0	0	0	0
41	344.5	Laboratory Equipment	0	0	0	0	0	0	0	0	0	0	0	0	0	0
42	345.5	Power Operated Equipment	0	0	0	0	0	0	0	0	0	0	0	0	0	0
43	346.5	Communication Equipment	0	0	0	0	0	0	0	0	0	0	0	0	0	0
44	347.5	Miscellaneous Equipment	0	0	0	0	0	0	0	0	0	0	0	0	0	0
45	348.5	Other Tangible Plant	0	0	0	0	0	0	0	0	0	0	0	0	0	0
46		TOTAL	98,406.77	99,526	100,646	101,092	102,220	103,348	103,802	104,938	106,074	106,536	107,680	108,824	109,295	104,030
			TRUE												TRUE	

52a

Schedule of Water Accumulated Depreciation By Primary Account

Florida Public Service Commission

Test Year Average balance

Pomona Park

Docket No. 060368-WS

Schedule Year Ending 12/31/07

Historical [] Projected [X]

Schedule: A-9

Page: 5 of 5

Preparer: Robert M. Griffin

Explanation: Provide the month ending Adjusted balances for Water Accumulated Depreciation by primary account for each month of the Projected Rate Year and the ending balance for the prior year.

Line No.	Acct No.	(1) Account Name	(2) Prior Year 12/31/06	(3) Jan	(4) Feb	(5) Mar	(6) Apr	(7) May	(8) Jun	(9) Jul	(10) Aug	(11) Sep	(12) Oct	(13) Nov	(14) Dec	(15) Average Balance
1		INTANGIBLE PLANT														
2	301.1	Organization	0	0	0	0	0	0	0	0	0	0	0	0	0	0
3	302.1	Franchises	0	0	0	0	0	0	0	0	0	0	0	0	0	0
4	339.1	Other Plant & Misc. Equipment	0	0	0	0	0	0	0	0	0	0	0	0	0	0
5		SOURCE OF SUPPLY & PUMPING PLANT														
6	303.2	Land & Land Rights	0	0	0	0	0	0	0	0	0	0	0	0	0	0
7	304.2	Structures & Improvements	14,764	14,856	14,949	14,986	15,079	15,172	15,209	15,303	15,396	15,434	15,529	15,623	15,661	15,228
8	305.2	Collect. & Impound Reservoirs	0	0	0	0	0	0	0	0	0	0	0	0	0	0
9	306.2	Lake, River & Other Intakes	0	0	0	0	0	0	0	0	0	0	0	0	0	0
10	307.2	Wells & Springs	2,666	2,675	2,684	2,694	2,703	2,712	2,721	2,731	2,740	2,749	2,759	2,768	2,777	2,721
11	308.2	Infiltration Galleries & Tunnels	0	0	0	0	0	0	0	0	0	0	0	0	0	0
12	309.2	Supply Mains	393	395	396	398	400	401	403	405	406	408	409	411	413	403
13	310.2	Power Generation Equipment	30,948	31,136	31,324	31,512	31,700	31,888	32,076	32,264	32,452	32,639	32,827	33,015	33,203	32,076
14	311.2	Pumping Equipment	2,106	2,138	2,170	2,202	2,234	2,266	2,298	2,330	2,362	2,394	2,426	2,457	2,489	2,298
15	339.2	Other Plant & Misc. Equipment	0	0	0	0	0	0	0	0	0	0	0	0	0	0
16		WATER TREATMENT PLANT														
17	303.3	Land & Land Rights	0	0	0	0	0	0	0	0	0	0	0	0	0	0
18	304.3	Structures & Improvements	0	0	0	0	0	0	0	0	0	0	0	0	0	0
19	311.3	Pumping Equipment	385	391	397	403	408	414	420	426	432	438	444	449	455	420
20	320.3	Water Treatment Equipment	0	0	0	0	0	0	0	0	0	0	0	0	0	0
21	339.3	Other Plant & Misc. Equipment	3,798	3,830	3,861	3,893	3,924	3,956	3,987	4,018	4,050	4,081	4,113	4,144	4,176	3,987
22		TRANSMISSION & DISTRIBUTION PLANT														
23	303.4	Land & Land Rights	0	0	0	0	0	0	0	0	0	0	0	0	0	0
24	304.4	Structures & Improvements	0	0	0	0	0	0	0	0	0	0	0	0	0	0
25	311.4	Pumping Equipment	0	0	0	0	0	0	0	0	0	0	0	0	0	0
26	330.4	Distr. Reservoirs & Standpipes	15,664	15,792	15,920	16,048	16,176	16,304	16,432	16,560	16,688	16,816	16,944	17,072	17,200	16,432
27	331.4	Transm. & Distribution Mains	28,102	28,600	29,219	29,375	29,940	30,505	30,668	31,239	31,810	31,980	32,558	33,135	33,311	30,808
28	333.4	Services	3,320	3,336	3,351	3,367	3,382	3,397	3,413	3,428	3,444	3,459	3,475	3,490	3,505	3,413
29	331.4	Meters & Meter Installations	(3,740)	(3,683)	(3,625)	(3,785)	(3,726)	(3,667)	(3,826)	(3,766)	(3,706)	(3,863)	(3,802)	(3,741)	(3,897)	(3,756)
30	335.4	Hydrants	0	0	0	0	0	0	0	0	0	0	0	0	0	0
31	335.4	Backflow Prevention	0	0	0	0	0	0	0	0	0	0	0	0	0	0
32	339.4	Other Plant & Misc. Equipment	0	0	0	0	0	0	0	0	0	0	0	0	0	0
33		GENERAL PLANT														
34	303.5	Land & Land Rights	0	0	0	0	0	0	0	0	0	0	0	0	0	0
35	304.5	Structures & Improvements	0	0	0	0	0	0	0	0	0	0	0	0	0	0
36	340.5	Office Furniture & Equipment	0	0	0	0	0	0	0	0	0	0	0	0	0	0
37	340.51	Computer Equipment	591	664	800	910	1,024	1,142	1,263	1,386	1,512	1,641	1,773	1,907	2,043	1,284
38	341.5	Transportation Equipment	0	0	0	0	0	0	0	0	0	0	0	0	0	0
39	342.5	Stores Equipment	0	0	0	0	0	0	0	0	0	0	0	0	0	0
40	343.5	Tools, Shop & Garage Equipment	0	0	0	0	0	0	0	0	0	0	0	0	0	0
41	344.5	Laboratory Equipment	0	0	0	0	0	0	0	0	0	0	0	0	0	0
42	345.5	Power Operated Equipment	0	0	0	0	0	0	0	0	0	0	0	0	0	0
43	346.5	Communication Equipment	0	0	0	0	0	0	0	0	0	0	0	0	0	0
44	347.5	Miscellaneous Equipment	0	0	0	0	0	0	0	0	0	0	0	0	0	0
45	348.5	Other Tangible Plant	0	0	0	0	0	0	0	0	0	0	0	0	0	0
46		TOTAL	98,998	100,221	101,446	102,002	103,244	104,490	105,065	106,324	107,586	108,177	109,453	110,731	111,337	105,313
47		Subtotal Land & Land Rights	0	0	0	0	0	0	0	0	0	0	0	0	0	0

526

Schedule of Water Contributions in Aid of Construction by Classification- 2004								Florida Public Service Commission	
June through December CIAC Balances per Books- 2004									
Pomona Park - Water		271	6446	FWS	Pomona Park - Water			Schedule:	A-12
Docket No. 060368-WS		Explanation: Provide the CIAC Balances by month by Classification						Page:	2 of
Schedule Year Ended: 2004		beginning 6/30/04 (when the Florida Water Services properties were acquired by AQUA)						Preparer:	
Historic [x] or Projected []		through the year ended 12/31/04. While 2005 is the historical test year, balances back to 6/30/04 are needed since adjustments to book balances are made beginning that date.							
Line No.	(1) Description	(2) 06/30/04	(3) 07/31/04	(4) 08/31/04	(5) 09/30/04	(6) 10/31/04	(7) 11/30/04	(8) 12/31/04	
Cash CIAC:									
1	Water Treatment Equipment	0	0	0	0	0	0	0	
2	Meter Fees	0	0	0	0	0	0	0	
3	Main Extension Charge	0	0	0	0	0	0	0	
4	Service Installation Fees	0	0	0	0	0	0	0	
5	Total Cash CIAC	0	0	0	0	0	0	0	
Property CIAC:									
6	Dist Reservoirs & Standpipes	0	0	0	0	0	0	0	
7	T&D Mains	0	0	0	0	0	0	0	
8	Services	0	0	0	0	0	0	0	
9	Meters/Meter Installation	0	0	0	0	0	0	0	
10	Hydrants	0	0	0	0	0	0	0	
11	Total Property CIAC	0	0	0	0	0	0	0	
12	Total Water CIAC	0	0	0	0	0	0	0	

53

Schedule of Water Contributions in Aid of Construction by Classification- 2005														Florida Public Service Commission	
CIAC Balances per Books- 2005															
Pomona Park - Water		271	6446	input field		FWS		Pomona Park - Water						Schedule:	A-12
Docket No. 060368-WS		Explanation: Provide the CIAC Balances by month by Classification												Page:	2 of
Schedule Year Ended: 2005		for 2005												Preparer:	
Historic [x] or Projected []															
Line No.	Description	(2) Prior Year 12/31/04	(3) 01/31/05	(4) 02/28/05	(5) 03/31/05	(6) 04/30/05	(7) 05/31/05	(8) 06/30/05	(9) 07/31/05	(10) 08/31/05	(11) 09/30/05	(12) 10/31/05	(13) 11/30/05	(14) Test Year End 12/31/05	(15) Average Balance
Cash CIAC:															
1	Water Treatment Equipment	0	0	0	0	0	0	0	0	0	0	0	0	0	0
2	Meter Fees	0	0	0	0	0	0	0	0	0	0	0	0	0	0
3	Main Extension Charge	0	0	0	0	0	0	0	0	0	0	0	0	0	0
4	Service Installation Fees	0	0	0	0	0	0	0	0	0	0	0	0	0	0
5	Total Cash CIAC	0	0	0	0	0	0	0	0	0	0	0	0	0	0
Property CIAC:															
6	Dist Reservoirs & Standpipes	0	0	0	0	0	0	0	0	0	0	0	0	0	0
7	T&D Mains	0	0	0	0	0	0	0	0	0	0	0	0	0	0
8	Services	0	0	0	0	0	0	0	0	0	0	0	0	0	0
9	Meters/Meter Installation	0	0	0	0	0	0	0	0	0	0	0	0	0	0
10	Hydrants	0	0	0	0	0	0	0	0	0	0	0	0	0	0
11	Total Property CIAC	0	0	0	0	0	0	0	0	0	0	0	0	0	0
12	Total Water CIAC	0	0	0	0	0	0	0	0	0	0	0	0	0	0

54

Schedule of Water Contributions in Aid of Construction By Classification

Florida Public Service Commission

Test Year Average balance

Pomona Park
 Docket No. 060368-WS
 Test Year Ending 12/31/05

Schedule: A-12
 Page: 2 of 5
 Preparer: Robert M. Griffin

Explanation: Provide the Per Books monthly and average CIAC balances by classification. If a projected year is employed, provide breakdown for test year, base year and intermediate year also

Line No.	(1) Description	(2) Prior Year 12/31/04	(3) Jan	(4) Feb	(5) Mar	(6) Apr	(7) May	(8) Jun	(9) Jul	(10) Aug	(11) Sep	(12) Oct	(13) Nov	(14) Test Year Enc Dec	(15) Average Balance
WATER															
Cash CIAC:															
1	Water Treatment Equipment	0	0	0	0	0	0	0	0	0	0	0	0	0	0
2	Meter Fees	0	0	0	0	0	0	0	0	0	0	0	0	0	0
3	Main Extension Charge	0	0	0	0	0	0	0	0	0	0	0	0	0	0
4	Service Installation Fees	0	0	0	0	0	0	0	0	0	0	0	0	0	0
5	Total Cash CIAC	0	0	0	0	0	0	0	0	0	0	0	0	0	0
Property CIAC:															
6	Dist Reservoirs & Standpipes	0	0	0	0	0	0	0	0	0	0	0	0	0	0
7	T&D Mains	0	0	0	0	0	0	0	0	0	0	0	0	0	0
8	Services	0	0	0	0	0	0	0	0	0	0	0	0	0	0
9	Meters/Meter Installation	0	0	0	0	0	0	0	0	0	0	0	0	0	0
10	Hydrants	0	0	0	0	0	0	0	0	0	0	0	0	0	0
11	Total Property CIAC	0	0	0	0	0	0	0	0	0	0	0	0	0	0
12	Total Water CIAC	0	0	0	0	0	0	0	0	0	0	0	0	0	0
SEWER															
Cash CIAC:															
13	Treatment & Disposal Equipment	NA	NA	NA	NA	NA	NA	NA	NA	NA	NA	NA	NA	NA	0
14	Other	NA	NA	NA	NA	NA	NA	NA	NA	NA	NA	NA	NA	NA	0
15	Main Extension Charge	NA	NA	NA	NA	NA	NA	NA	NA	NA	NA	NA	NA	NA	0
16	Service Installation Fees	NA	NA	NA	NA	NA	NA	NA	NA	NA	NA	NA	NA	NA	0
17	Total Cash CIAC	0	0	0	0	0	0	0	0	0	0	0	0	0	0
Property CIAC:															
18	Structures & Improvements	NA	NA	NA	NA	NA	NA	NA	NA	NA	NA	NA	NA	NA	0
19	Collection Sewers- Force	NA	NA	NA	NA	NA	NA	NA	NA	NA	NA	NA	NA	NA	0
20	Collection Sewers- Gravity	NA	NA	NA	NA	NA	NA	NA	NA	NA	NA	NA	NA	NA	0
21	Services to Customers	NA	NA	NA	NA	NA	NA	NA	NA	NA	NA	NA	NA	NA	0
22	Lift Stations	NA	NA	NA	NA	NA	NA	NA	NA	NA	NA	NA	NA	NA	0
23	Pumping Equipment	NA	NA	NA	NA	NA	NA	NA	NA	NA	NA	NA	NA	NA	0
24	Reuse Services	NA	NA	NA	NA	NA	NA	NA	NA	NA	NA	NA	NA	NA	0
25	Reuse Transmission & Dist Mains	NA	NA	NA	NA	NA	NA	NA	NA	NA	NA	NA	NA	NA	0
26	Other Plant Misc Equip	NA	NA	NA	NA	NA	NA	NA	NA	NA	NA	NA	NA	NA	0
27	Total Property CIAC	0	0	0	0	0	0	0	0	0	0	0	0	0	0
28	Total Sewer CIAC	0	0	0	0	0	0	0	0	0	0	0	0	0	0

Note: 2005 Prior Book balances are zero since system's balances were aggregated at an Administrative Level pending the PSC Order regarding proper balances at 6/04 acquisition.

545
946

Schedule of Water Contributions in Aid of Construction by Classification- 2006							Florida Public Service Commission	
CIAC Balances per Books- 2006								
Pomona Park - Water		271	6446	FWS	Pomona Park - Water		Schedule: A-12	
Docket No. 060368-WS		Explanation: Provide the CIAC Balances by month by Classification for 2006						Page: 2 of
Schedule Year Ended: 2006								Preparer:
Historic [x] or Projected []								
Line No.	Description	(2) 12/31/05	(3) 01/31/06	(4) 02/28/06	(5) 03/31/06	(6) 04/30/06	(7) 05/31/06	
	Cash CIAC:						from Adj bal	
1	Water Treatment Equipment	0	0	0	0	0	2,569	
2	Meter Fees	0	0	0	0	0	3,351	
3	Main Extension Charge	0	0	0	0	0	1,620	
4	Service Installation Fees	0	0	0	0	0	16,285	
5	Total Cash CIAC	0	0	0	0	0	23,816	
	Property CIAC:						from Adj bal	
6	Dist Reservoirs & Standpipes	0	0	0	0	0	0	
7	T&D Mains	0	0	0	0	0	0	
8	Services	0	0	0	0	0	0	
9	Meters/Meter Installation	0	0	0	0	0	0	
10	Hydrants	0	0	0	0	0	0	
11	Total Property CIAC	0	0	0	0	0	0	
12	Total Water CIAC	0	0	0	0	0	23,816	

55

**Schedule of Water and Sewer Contributions in Aid of Construction
Annual Balances Subsequent to Last Established Rate Base**

Florida Public Service Commission

Pomona Park
Docket No. 060368-WS
Projected Test Year Ending 12/31/07

Schedule: A-11
Page: 2 of 2
Preparer: Robert M. Griffin

Explanation: Schedule A-11 continued

Line No.	(1) Description	(2) Water Year End Balance	(3) Sewer Year End Balance
The balances for this system begin June 30, 2004 in accordance with PSC Amendatory Order			
2000			
23	Additions		NA
24	Adjustments		NA
25	12/31/00 Balance		NA
2001			
26	Additions		NA
27	Adjustments		NA
28	12/31/01 Balance		NA
2002			
29	Additions		NA
30	Adjustments		NA
31	12/31/02 Balance		NA
2003			
32	Additions		NA
33	Adjustments		NA
34	06/30/04 Amend. Order Balance	22,437	NA
2004			
35	Additions	0	NA
36	Adjustments	0	NA
37	12/31/04 Balance	22,437	NA
2005			
38	Additions	1,379	NA
39	Adjustments	0	NA
40	12/31/05 Balance	23,816	NA
2006			
41	Additions	0	NA
42	Adjustments	0	NA
43	12/31/06 Balance	23,816	NA
2007			
44	Additions	0	NA
45	Adjustments	0	NA
46	12/31/07 Balance	23,816	NA

Supporting Schedules: A-12 (pp 2-5)

56

CONVERT AMENDATORY ORDER BALANCES

Schedule of Water Contributions in Aid of Construction by Classification - 2004
 CIAC Amendatory Order Balances as of 6/30/04

Florida Public Service Commission

Pomona Park - Water
 Docket No. 060368-WS
 Schedule Year Ended: 2004
 Historic [x] or Projected []

[] =input field
 Explanation: Calculate CIAC at 6/30/04 based on Nance's W/Ps and Amendatory Order.
 Assign W/P amounts to CIAC Categories

Schedule: A-12
 Page:
 Preparer:

	Cronin Jackson 06/30/04	Amendatory Order Adjustment	Allocation to match Amendatory Order Total @ 6/30/04	Categories-lines 22 to 35 below
Cash CIAC				
1	H LOOKUP			
2	Capacity Charges 271.1	1,801	1,801	Water Treatment Equipment
3	Meter Fees	3,261	3,261	Meter Fees
4	CIAC-1999 Acquisition	0	0	Water Treatment Equipment
5	Unclaimed Refunds	59	59	Water Treatment Equipment
6	Main Ext Charge	1,174	1,174	Main Extension Charge
7	Serv Install Charge	16,142	16,142	Service Installation Charge
7	Total Cash CIAC	22,437	22,437	
Property CIAC 271.5 271.5				
8	Dist Res & Standpipes	330.4	0	Dist Res & Standpipes
9	T&D Mains	331.4	0	T&D Mains
10	Services	333.4	0	Services
11	Meter/Meter Installation	334.4	0	Meter/Meter Installation
21	Hydrants	345.4	0	Hydrants
22	Total Property CIAC	0	0	
23	Total Water CIAC	22,437	22,437	
			should be	22,437 <diff
Explanation: Rearrange the Cronin Jackson Categories shown above into new Categories that combine certain data				
Line No.	Description		Amendatory Order Balances as Calculated	
Cash CIAC:				
24	Water Treatment Equipment		1,859	
25	Meter Fees		3,261	
26	Main Extension Charge		1,174	
27	Service Installation Fees		16,142	
28	Total Cash CIAC		22,437	
Property CIAC:				
29	Dist Res & Standpipes		0	
30	T&D Mains		0	
31	Services		0	
32	Meter/Meter Installation		0	
33	Hydrants		0	
34	Total Property CIAC		0	
35	Total Water CIAC		22,437	TRUE

57

Schedule of Water Contributions in Aid of Construction by Classification- 2004									Florida Public Service Commission	
CIAC Amendatory Order Balances as of 6/30/04										
Pomona Park - Water									Schedule: A-12	
Docket No. 080389-WS									Page: 5 of 8	
Schedule Year Ended: 2004									Preparer:	
Historic <input checked="" type="checkbox"/> or Projected <input type="checkbox"/>										
Explanation: Provide the CIAC Balances by month by Classification based on amounts in the PSC's Amendatory Order										
=input field										
Line No.	(1) Description	(2) 06/30/04	(3) 07/31/04	(4) 08/31/04	(5) 09/30/04	(6) 10/31/04	(7) 11/30/04	(8) 12/31/04		
Cash CIAC:										
1	Water Treatment Equipment	1,859	1,859	1,859	1,859	1,859	1,859	1,859		
2	Meter Fees	3,261	3,261	3,261	3,261	3,261	3,261	3,261		
3	Main Extension Charge	1,174	1,174	1,174	1,174	1,174	1,174	1,174		
4	Service Installation Fees	16,142	16,142	16,142	16,142	16,142	16,142	16,142		
5	Total Cash CIAC	22,437	22,437	22,437	22,437	22,437	22,437	22,437		
Property CIAC:										
6	Dist Reservoirs & Standpipes	0	0	0	0	0	0	0		
7	T&D Mains	0	0	0	0	0	0	0		
8	Services	0	0	0	0	0	0	0		
9	Meters/Meter Installation	0	0	0	0	0	0	0		
10	Hydrants	0	0	0	0	0	0	0		
11	Total Property CIAC	0	0	0	0	0	0	0		
12	Total Water CIAC	22,437	22,437	22,437	22,437	22,437	22,437	22,437		
TRUE										

85

Schedule of Water Contributions in Aid of Construction by Classification- 2004								Florida Public Service Commission		
CIAC Additions -July through December 2004								Schedule: A-12		
Pomona Park - Water								Page: 6 of 8		
Docket No. 060368-WS								Preparer:		
Schedule Year Ended: 2004										
Historic [x] or Projected []										
Explanation: Provide a Schedule showing additions to CIAC during 2004 from the date of Acquisition. Use the same categories as are available for customers and that subsequently get converted to Annual Report (Cronin-Jackson) categories.										
Line No.	(1) Description	(2) CIAC acct	(3) July	(4) Aug	(5) Sep	(6) Oct	(7) Nov	(8) Dec		
	Cash CIAC:									
1	Capacity Charges 271.1	320	0	0	0	0	0	0		
2	Meter Fees	334	0	0	0	0	0	0		
3	CIAC-1999 Acquisition		0	0	0	0	0	0		
4	Unclaimed Refunds		0	0	0	0	0	0		
5	Main Ext Charge	331	0	0	0	0	0	0		
6	Serv Install Charge	333	0	0	0	0	0	0		
7	Total Cash CIAC		0	0	0	0	0	0		
	Property CIAC 271.5:									
8	Dist Res & Standpipes		0	0	0	0	0	0		
9	T&D Mains		0	0	0	0	0	0		
10	Services		0	0	0	0	0	0		
11	Meter/Meter Installation		0	0	0	0	0	0		
21	Hydrants		0	0	0	0	0	0		
22	Total Property CIAC		0	0	0	0	0	0		
23	Total Water CIAC		0	0	0	0	0	0		

54

Schedule of Water Contributions in Aid of Construction by Classification- 2004								Florida Public Service Commission	
Adjustments to CIAC-July through December 2004									
Pomona Park - Water		[REDACTED] =input field						Schedule: A-12	
Docket No. 060368-WS		Explanation: Provide Adjustments to CIAC Amendatory Order balances other than changes resulting from CIAC Additions for 2004						Page: 8 of 8	
Schedule Year Ended: 2004								Preparer:	
Historic <input checked="" type="checkbox"/> or Projected <input type="checkbox"/>									
Line No.	Description	(1) July	(2) Aug	(3) Sep	(4) Oct	(5) Nov	(6) Dec	(7)	(8)
Cash CIAC:									
1	Water Treatment Equipment	[REDACTED]							
2	Meter Fees	[REDACTED]							
3	Main Extension Charge	[REDACTED]							
4	Service Installation Fees	[REDACTED]							
5	Total Cash CIAC	0	0	0	0	0	0		
Property CIAC:									
6	Dist Reservoirs & Standpipes	[REDACTED]							
7	T&D Mains	[REDACTED]							
8	Services	[REDACTED]							
9	Meters/Meter Installation	[REDACTED]							
10	Hydrants	[REDACTED]							
11	Total Property CIAC	0	0	0	0	0	0		
12	Total Water CIAC	0	0	0	0	0	0	0	

60

Line No.	Description	(1)	(2)	(3)	(4)	(5)	(6)	(7)
1	Cash CIAC	1,859	1,859	1,859	1,859	1,859	1,859	1,859
2	Water Treatment Equipment	3,261	3,261	3,261	3,261	3,261	3,261	3,261
3	Meter Fees	1,174	1,174	1,174	1,174	1,174	1,174	1,174
4	Main Extension Charge	16,142	16,142	16,142	16,142	16,142	16,142	16,142
5	Service Installation Fees	16,142	16,142	16,142	16,142	16,142	16,142	16,142
6	Total Cash CIAC	22,437	22,437	22,437	22,437	22,437	22,437	22,437
7	Property CIAC	0	0	0	0	0	0	0
8	Dist Reservoirs & Standpipes	0	0	0	0	0	0	0
9	T&D Mains	0	0	0	0	0	0	0
10	Services	0	0	0	0	0	0	0
11	Meters/Meter Installation	0	0	0	0	0	0	0
12	Hydrants	0	0	0	0	0	0	0
13	Total Property CIAC	0	0	0	0	0	0	0
14	Total Water CIAC	22,437	22,437	22,437	22,437	22,437	22,437	22,437

Explanation: Provide Adjusted CIAC balances by account for the period beginning 6/30/04 through the year ended 12/31/04. While 2006 is the historical test year, balances back to 6/30/04 are needed since adjustments to book balances are made beginning that date.

Pomona Park - Water
 Docket No. 060388-WS
 Schedule Year Ended: 2004
 Historic [x] or Projected []
 Florida Public Service Commission
 Schedule: A-17
 Page: 4 of 8
 Preparer:

Schedule of Water Contributions in Aid of Construction by Classification- 2005
 CIAC Additions - 2005

Pomona Park - Water
 Docket No. 060368-WS
 Schedule Year Ended: 2005
 Historic [x] or Projected []

=input field

Explanation: Provide a Schedule showing additions to CIAC during 2005

Florida Public Service Commission

Schedule: A-12
 Page: 6 of 8
 Preparer:

Line No.	Description	(1)	(2)	(3)	(4)	(5)	(6)	(7)	(8)	(9)	(10)	(11)	(12)	(13)	(14) 2005 Total
		Jan	Feb	Mar	Apr	May	Jun	Jul	Aug	Sep	Oct	Nov	Dec		
	Cash CIAC:	CIAC acct													
1	Water Treatment Equipment	320	0	0	0	0	0	0	0	0	0	0	0	0	700
2	Meter Fees	334	0	0	0	0	0	0	0	0	0	0	0	0	90
3	Main Extension Charge	331	0	0	0	0	0	0	0	0	0	0	0	0	446
4	Service Installation Fees	333	0	0	0	0	0	0	0	0	0	0	0	0	143
5	Total Cash CIAC		0	0	0	0	0	0	0	0	0	0	0	1,379	1,379
	Property CIAC:														
6	Dist Reservoirs & Standpipes														0
7	T&D Mains														0
8	Services														0
9	Meters/Meter Installation														0
10	Hydrants														0
11	Total Property CIAC		0	0	0	0	0	0	0	0	0	0	0	0	0
12	Total Water CIAC		0	0	0	0	0	0	0	0	0	0	0	1,379	1,379

these rows are
 extracted from the
 FWS456CIAC tab

Schedule of Water Contributions in Aid of Construction by Classification- 2005
 Adjustments to CIAC-2005

Pomona Park - Water
 Docket No. 060368-WS
 Schedule Year Ended: 2005
 Historic [x] or Projected []

=input field

Explanation: Provide Adjustments to CIAC Amendatory Order balances other than changes resulting from CIAC Additions for 2005

Florida Public Service Commission

Schedule: A-12
 Page: 8 of 8
 Preparer:

Line No.	Description	(1)	(2)	(3)	(4)	(5)	(6)	(7)	(8)	(9)	(10)	(11)	(12)	(13)	(14) 2005 Total
		Jan	Feb	Mar	Apr	May	Jun	Jul	Aug	Sep	Oct	Nov	Dec		
	Cash CIAC:														
1	Water Treatment Equipment														0
2	Meter Fees														0
3	Main Extension Charge														0
4	Service Installation Fees														0
5	Total Cash CIAC		0	0	0	0	0	0	0	0	0	0	0	0	0
	Property CIAC:														
6	Dist Reservoirs & Standpipes														0
7	T&D Mains														0
8	Services														0
9	Meters/Meter Installation														0
10	Hydrants														0
11	Total Property CIAC		0	0	0	0	0	0	0	0	0	0	0	0	0
12	Total Water CIAC		0	0	0	0	0	0	0	0	0	0	0	0	0

29

Schedule of Water Contributions in Aid of Construction by Classification- 2005
Adjusted CIAC Balances- 2005

Florida Public Service Commission

Pomona Park - Water
Docket No. 060368-WS
Schedule Year Ended: 2005
Historic [x] or Projected []

Explanation: Provide Adjusted CIAC balances by account for 2005

Schedule: A-12
Page: 4 of 8
Preparer:

Line No.	Description	(2) 12/31/04	(3) 01/31/05	(4) 02/28/05	(5) 03/31/05	(6) 04/30/05	(7) 05/31/05	(8) 06/30/05	(9) 07/31/05	(10) 08/31/05	(11) 09/30/05	(12) 10/31/05	(13) 11/30/05	(14) Test Year End 12/31/05	(15) Average Balance
Cash CIAC:															
1	Water Treatment Equipment	1,859	1,859	1,859	1,859	1,859	1,859	1,859	1,859	1,859	1,859	1,859	1,859	2,559	1,913
2	Meter Fees	3,261	3,261	3,261	3,261	3,261	3,261	3,261	3,261	3,261	3,261	3,261	3,261	3,351	3,268
3	Main Extension Charge	1,174	1,174	1,174	1,174	1,174	1,174	1,174	1,174	1,174	1,174	1,174	1,174	1,620	1,209
4	Service Installation Fees	16,142	16,142	16,142	16,142	16,142	16,142	16,142	16,142	16,142	16,142	16,142	16,142	16,285	16,153
5	Total Cash CIAC	22,437	22,437	22,437	22,437	22,437	22,437	22,437	22,437	22,437	22,437	22,437	22,437	23,816	22,543
Property CIAC:															
6	Dist Reservoirs & Standpipes	0	0	0	0	0	0	0	0	0	0	0	0	0	0
7	T&D Mains	0	0	0	0	0	0	0	0	0	0	0	0	0	0
8	Services	0	0	0	0	0	0	0	0	0	0	0	0	0	0
9	Meters/Meter Installation	0	0	0	0	0	0	0	0	0	0	0	0	0	0
10	Hydrants	0	0	0	0	0	0	0	0	0	0	0	0	0	0
11	Total Property CIAC	0	0	0	0	0	0	0	0	0	0	0	0	0	0
12	Total Water CIAC	22,437	22,437	22,437	22,437	22,437	22,437	22,437	22,437	22,437	22,437	22,437	22,437	23,816	22,543
														TRUE	

630

Schedule of Water Contributions in Aid of Construction By Classification

Test Year Average balance

Pomona Park

Docket No. 060368-WS

Test Year Ending 12/31/05

Florida Public Service Commission

Schedule: A-12

Page: 3 of 5

Preparer: Robert M. Griffin

Explanation: Provide the Adjusted monthly and average CIAC balances by classification. If a projected year is employed, provide breakdown for test year, base year and intermediate year also.

Line No	(1) Description	(2) Prior Year 12/31/04	(3) Jan	(4) Feb	(5) Mar	(6) Apr	(7) May	(8) Jun	(9) Jul	(10) Aug	(11) Sep	(12) Oct	(13) Nov	(14) Test Year Enc Dec	(15) Average Balance
WATER															
Cash CIAC:															
1	Water Treatment Equipment	1,859	1,859	1,859	1,859	1,859	1,859	1,859	1,859	1,859	1,859	1,859	1,859	2,559	1,913
2	Meter Fees	3,261	3,261	3,261	3,261	3,261	3,261	3,261	3,261	3,261	3,261	3,261	3,261	3,351	3,268
3	Main Extension Charge	1,174	1,174	1,174	1,174	1,174	1,174	1,174	1,174	1,174	1,174	1,174	1,174	1,620	1,209
4	Service Installation Fees	16,142	16,142	16,142	16,142	16,142	16,142	16,142	16,142	16,142	16,142	16,142	16,142	16,285	16,153
5	Total Cash CIAC	22,437	22,437	22,437	22,437	22,437	22,437	22,437	22,437	22,437	22,437	22,437	22,437	23,816	22,543
Property CIAC:															
6	Dist Reservoirs & Standpipes	0	0	0	0	0	0	0	0	0	0	0	0	0	0
7	T&D Mains	0	0	0	0	0	0	0	0	0	0	0	0	0	0
8	Services	0	0	0	0	0	0	0	0	0	0	0	0	0	0
9	Meters/Meter Installation	0	0	0	0	0	0	0	0	0	0	0	0	0	0
10	Hydrants	0	0	0	0	0	0	0	0	0	0	0	0	0	0
11	Total Property CIAC	0	0	0	0	0	0	0	0	0	0	0	0	0	0
12	Total Water CIAC	22,437	22,437	22,437	22,437	22,437	22,437	22,437	22,437	22,437	22,437	22,437	22,437	23,816	22,543
SEWER															
Cash CIAC:															
13	Treatment & Disposal Equipment	NA	NA	NA	NA	NA	NA	NA	NA	NA	NA	NA	NA	NA	0
14	Other	NA	NA	NA	NA	NA	NA	NA	NA	NA	NA	NA	NA	NA	0
15	Main Extension Charge	NA	NA	NA	NA	NA	NA	NA	NA	NA	NA	NA	NA	NA	0
16	Service Installation Fees	NA	NA	NA	NA	NA	NA	NA	NA	NA	NA	NA	NA	NA	0
17	Total Cash CIAC	0	0	0	0	0	0	0	0	0	0	0	0	0	0
Property CIAC:															
18	Structures & Improvements	NA	NA	NA	NA	NA	NA	NA	NA	NA	NA	NA	NA	NA	0
19	Collection Sewers- Force	NA	NA	NA	NA	NA	NA	NA	NA	NA	NA	NA	NA	NA	0
20	Collection Sewers- Gravity	NA	NA	NA	NA	NA	NA	NA	NA	NA	NA	NA	NA	NA	0
21	Services to Customers	NA	NA	NA	NA	NA	NA	NA	NA	NA	NA	NA	NA	NA	0
22	Lift Stations	NA	NA	NA	NA	NA	NA	NA	NA	NA	NA	NA	NA	NA	0
23	Pumping Equipment	NA	NA	NA	NA	NA	NA	NA	NA	NA	NA	NA	NA	NA	0
24	Reuse Services	NA	NA	NA	NA	NA	NA	NA	NA	NA	NA	NA	NA	NA	0
25	Reuse Transmission & Dist Mains	NA	NA	NA	NA	NA	NA	NA	NA	NA	NA	NA	NA	NA	0
26	Other Plant Misc Equip	NA	NA	NA	NA	NA	NA	NA	NA	NA	NA	NA	NA	NA	0
27	Total Property CIAC	0	0	0	0	0	0	0	0	0	0	0	0	0	0
28	Total Sewer CIAC	0	0	0	0	0	0	0	0	0	0	0	0	0	0

636

Schedule of Water Contributions in Aid of Construction by Classification- 2006
 CIAC Additions - 2006

Florida Public Service Commission

Pomona Park - Water
 Docket No. 060368-WS
 Schedule Year Ended: 2006
 Historic [x] or Projected [x]

Explanation: Provide a Schedule showing additions to CIAC during 2006

Schedule: A-12
 Page: 6 of 8
 Preparer:

Line No.	Description	(1)	(2)	(3)	(4)	(5)	(6)	(7)	(8)	(9)	(10)	(11)	(12)	(13)	(14)
			Jan	Feb	Mar	Apr	May	Jun	Jul	Aug	Sep	Oct	Nov	Dec	2006 Total
	Cash CIAC:	CIAC acct													
1	Water Treatment Equipment	320	0	0	0	0	0	0	0	0	0	0	0	0	0
2	Meter Fees	334	0	0	0	0	0	0	0	0	0	0	0	0	0
3	Main Extension Charge	331	0	0	0	0	0	0	0	0	0	0	0	0	0
4	Service Installation Fees	333	0	0	0	0	0	0	0	0	0	0	0	0	0
5	Total Cash CIAC		0	0	0	0	0	0	0	0	0	0	0	0	0
	Property CIAC:														
6	Dist Reservoirs & Standpipes														0
7	T&D Mains														0
8	Services														0
9	Meters/Meter Installation														0
10	Hydrants														0
11	Total Property CIAC		0	0	0	0	0	0	0	0	0	0	0	0	0
12	Total Water CIAC		0	0	0	0	0	0	0	0	0	0	0	0	0

these rows are extracted from the FWS456CIAC tab

Schedule of Water Contributions in Aid of Construction by Classification- 2006
 Adjustments to CIAC-2006

Florida Public Service Commission

Pomona Park - Water
 Docket No. 060368-WS
 Schedule Year Ended: 2006
 Historic [x] or Projected [x]

Explanation: Provide Adjustments to CIAC Amendatory Order balances other than changes resulting from CIAC Additions for 2006

Schedule: A-12
 Page: 8 of 8
 Preparer:

Line No.	AccountName	(1)	(2)	(3)	(4)	(5)	(6)	(7)	(8)	(9)	(10)	(11)	(12)	(13)	(14)
			Jan	Feb	Mar	Apr	May	Jun	Jul	Aug	Sep	Oct	Nov	Dec	2006 Total
	Cash CIAC:														
1	Water Treatment Equipment														0
2	Meter Fees														0
3	Main Extension Charge														0
4	Service Installation Fees														0
5	Total Cash CIAC		0	0	0	0	0	0	0	0	0	0	0	0	0
	Property CIAC:														
6	Dist Reservoirs & Standpipes														0
7	T&D Mains														0
8	Services														0
9	Meters/Meter Installation														0
10	Hydrants														0
11	Total Property CIAC		0	0	0	0	0	0	0	0	0	0	0	0	0
12	Total Water CIAC		0	0	0	0	0	0	0	0	0	0	0	0	0

69

Schedule of Water Contributions in Aid of Construction by Classification- 2006														Florida Public Service Commission	
Adjusted CIAC Balances- 2006														Schedule: A-12	
Pomona Park - Water														Page: 4 of 8	
Docket No. 060368-WS														Preparer:	
Schedule Year Ended: 2006															
Historic [x] or Projected []															
Explanation: Provide Adjusted CIAC balances by account for 2006															
Line No.	Description	(2) 12/31/05	(3) 01/31/06	(4) 02/28/06	(5) 03/31/06	(6) 04/30/06	(7) 05/31/06	(8) 06/30/06	(9) 07/31/06	(10) 08/31/06	(11) 09/30/06	(12) 10/31/06	(13) 11/30/06	(14) 12/31/06	(15) Average Balance
Cash CIAC															
1	Water Treatment Equipment	2,559	2,559	2,559	2,559	2,559	2,559	2,559	2,559	2,559	2,559	2,559	2,559	2,559	2,559
2	Meter Fees	3,351	3,351	3,351	3,351	3,351	3,351	3,351	3,351	3,351	3,351	3,351	3,351	3,351	3,351
3	Main Extension Charge	1,620	1,620	1,620	1,620	1,620	1,620	1,620	1,620	1,620	1,620	1,620	1,620	1,620	1,620
4	Service Installation Fees	16,285	16,285	16,285	16,285	16,285	16,285	16,285	16,285	16,285	16,285	16,285	16,285	16,285	16,285
5	Total Cash CIAC	23,816	23,816	23,816	23,816	23,816	23,816	23,816	23,816	23,816	23,816	23,816	23,816	23,816	23,816
Property CIAC:															
6	Dist Reservoirs & Standpipes	0	0	0	0	0	0	0	0	0	0	0	0	0	0
7	T&D Mains	0	0	0	0	0	0	0	0	0	0	0	0	0	0
8	Services	0	0	0	0	0	0	0	0	0	0	0	0	0	0
9	Meters/Meter Installation	0	0	0	0	0	0	0	0	0	0	0	0	0	0
10	Hydrants	0	0	0	0	0	0	0	0	0	0	0	0	0	0
11	Total Property CIAC	0	0	0	0	0	0	0	0	0	0	0	0	0	0
12	Total Water CIAC	23,816	23,816	23,816	23,816	23,816	23,816	23,816	23,816	23,816	23,816	23,816	23,816	23,816	23,816
														TRUE	

65a

Schedule of Water Contributions in Aid of Construction By Classification

Florida Public Service Commission

Test Year Average balance

Schedule: A-12

Pomona Park

Page: 4 of 5

Docket No. 060368-WS

Preparer: Robert M. Griffin

Test Year Ending 12/31/06

Explanation: Provide the Adjusted monthly and average CIAC balances by classification. If a projected year is employed, provide breakdown for test year, base year and intermediate year also.

Line No.	(1) Description	(2) Pnor Year 12/31/05	(3) Jan	(4) Feb	(5) Mar	(6) Apr	(7) May	(8) Jun	(9) Jul	(10) Aug	(11) Sep	(12) Oct	(13) Nov	(14) Test Year Enc Dec	(15) Average Balance
WATER															
Cash CIAC:															
1	Water Treatment Equipment	2,559	2,559	2,559	2,559	2,559	2,559	2,559	2,559	2,559	2,559	2,559	2,559	2,559	2,559
2	Meter Fees	3,351	3,351	3,351	3,351	3,351	3,351	3,351	3,351	3,351	3,351	3,351	3,351	3,351	3,351
3	Main Extension Charge	1,620	1,620	1,620	1,620	1,620	1,620	1,620	1,620	1,620	1,620	1,620	1,620	1,620	1,620
4	Service Installation Fees	16,285	16,285	16,285	16,285	16,285	16,285	16,285	16,285	16,285	16,285	16,285	16,285	16,285	16,285
5	Total Cash CIAC	23,816	23,816	23,816	23,816	23,816	23,816	23,816	23,816	23,816	23,816	23,816	23,816	23,816	23,816
Property CIAC:															
6	Dist Reservoirs & Standpipes	0	0	0	0	0	0	0	0	0	0	0	0	0	0
7	T&D Mains	0	0	0	0	0	0	0	0	0	0	0	0	0	0
8	Services	0	0	0	0	0	0	0	0	0	0	0	0	0	0
9	Meters/Meter Installation	0	0	0	0	0	0	0	0	0	0	0	0	0	0
10	Hydrants	0	0	0	0	0	0	0	0	0	0	0	0	0	0
11	Total Property CIAC	0	0	0	0	0	0	0	0	0	0	0	0	0	0
12	Total Water CIAC	23,816	23,816	23,816	23,816	23,816	23,816	23,816	23,816	23,816	23,816	23,816	23,816	23,816	23,816
SEWER															
Cash CIAC:															
13	Treatment & Disposal Equipment	NA	NA	NA	NA	NA	NA	NA	NA	NA	NA	NA	NA	NA	0
14	Other	NA	NA	NA	NA	NA	NA	NA	NA	NA	NA	NA	NA	NA	0
15	Main Extension Charge	NA	NA	NA	NA	NA	NA	NA	NA	NA	NA	NA	NA	NA	0
16	Service Installation Fees	NA	NA	NA	NA	NA	NA	NA	NA	NA	NA	NA	NA	NA	0
17	Total Cash CIAC	0	0	0	0	0	0	0	0	0	0	0	0	0	0
Property CIAC:															
18	Structures & Improvements	NA	NA	NA	NA	NA	NA	NA	NA	NA	NA	NA	NA	NA	0
19	Collection Sewers- Force	NA	NA	NA	NA	NA	NA	NA	NA	NA	NA	NA	NA	NA	0
20	Collection Sewers- Gravity	NA	NA	NA	NA	NA	NA	NA	NA	NA	NA	NA	NA	NA	0
21	Services to Customers	NA	NA	NA	NA	NA	NA	NA	NA	NA	NA	NA	NA	NA	0
22	Lift Stations	NA	NA	NA	NA	NA	NA	NA	NA	NA	NA	NA	NA	NA	0
23	Pumping Equipment	NA	NA	NA	NA	NA	NA	NA	NA	NA	NA	NA	NA	NA	0
24	Reuse Services	NA	NA	NA	NA	NA	NA	NA	NA	NA	NA	NA	NA	NA	0
25	Reuse Transmission & Dist Mains	NA	NA	NA	NA	NA	NA	NA	NA	NA	NA	NA	NA	NA	0
26	Other Plant Misc Equip	NA	NA	NA	NA	NA	NA	NA	NA	NA	NA	NA	NA	NA	0
27	Total Property CIAC	0	0	0	0	0	0	0	0	0	0	0	0	0	0
28	Total Sewer CIAC	0	0	0	0	0	0	0	0	0	0	0	0	0	0

656

Schedule of Water Contributions in Aid of Construction by Classification- 2007		Florida Public Service Commission														
CIAC Additions - 2007		Schedule: A-12														
Pomona Park - Water		Page: 6 of 8														
Docket No. 060368-WS		Preparer:														
Schedule Year Ended: 2007																
Historic [] or Projected [X]																
Line No.	Description	(1)	(2)	(3)	(4)	(5)	(6)	(7)	(8)	(9)	(10)	(11)	(12)	(13)	(14)	Total
	Cash CIAC:															
1	Water Treatment Equipment	320														0
2	Meter Fees	334														0
3	Main Extension Charge	331														0
4	Service Installation Fees	333														0
5	Total Cash CIAC															0
	Property CIAC:															
6	Dist Reservoirs & Standpipes															0
7	T&D Mains															0
8	Services															0
9	Meters/Meter Installation															0
10	Hydrants															0
11	Total Property CIAC															0
12	Total Water CIAC															0
Schedule of Water Contributions in Aid of Construction by Classification- 2007		Florida Public Service Commission														
Adjustments to CIAC-2007		Schedule: A-12														
Pomona Park - Water		Page: 8 of 8														
Docket No. 060368-WS		Preparer:														
Schedule Year Ended: 2007																
Historic [] or Projected [X]																
Line No.	Description	(1)	(2)	(3)	(4)	(5)	(6)	(7)	(8)	(9)	(10)	(11)	(12)	(13)	(14)	Total
	Cash CIAC:															
1	Water Treatment Equipment															0
2	Meter Fees															0
3	Main Extension Charge															0
4	Service Installation Fees															0
5	Total Cash CIAC															0
	Property CIAC:															
6	Dist Reservoirs & Standpipes															0
7	T&D Mains															0
8	Services															0
9	Meters/Meter Installation															0
10	Hydrants															0
11	Total Property CIAC															0
12	Total Water CIAC															0

66

Schedule of Water Contributions in Aid of Construction by Classification- 2007 Adjusted CIAC Balances- 2007													Florida Public Service Commission		
Pomona Park - Water Docket No. 060368-WS Schedule Year Ended: 2007 Historic [] or Projected [X]													Schedule: A-12 Page: 4 of 8 Preparer:		
Explanation: Provide Adjusted CIAC balances by account for 2007															
Line No.	Description	(2) 12/31/06	(3) 01/31/07	(4) 02/28/07	(5) 03/31/07	(6) 04/30/07	(7) 05/31/07	(8) 06/30/07	(9) 07/31/07	(10) 08/31/07	(11) 09/30/07	(12) 10/31/07	(13) 11/30/07	(14) 12/31/07	(15) Average Balance
Cash CIAC:															
1	Water Treatment Equipment	2,559	2,559	2,559	2,559	2,559	2,559	2,559	2,559	2,559	2,559	2,559	2,559	2,559	2,559
2	Meter Fees	3,351	3,351	3,351	3,351	3,351	3,351	3,351	3,351	3,351	3,351	3,351	3,351	3,351	3,351
3	Main Extension Charge	1,620	1,620	1,620	1,620	1,620	1,620	1,620	1,620	1,620	1,620	1,620	1,620	1,620	1,620
4	Service Installation Fees	16,285	16,285	16,285	16,285	16,285	16,285	16,285	16,285	16,285	16,285	16,285	16,285	16,285	16,285
5	Total Cash CIAC	23,816	23,816	23,816	23,816	23,816	23,816	23,816	23,816	23,816	23,816	23,816	23,816	23,816	23,816
Property CIAC:															
6	Dist Reservoirs & Standpipes	0	0	0	0	0	0	0	0	0	0	0	0	0	0
7	T&D Mains	0	0	0	0	0	0	0	0	0	0	0	0	0	0
8	Services	0	0	0	0	0	0	0	0	0	0	0	0	0	0
9	Meters/Meter Installation	0	0	0	0	0	0	0	0	0	0	0	0	0	0
10	Hydrants	0	0	0	0	0	0	0	0	0	0	0	0	0	0
11	Total Property CIAC	0	0	0	0	0	0	0	0	0	0	0	0	0	0
12	Total Water CIAC	23,816	23,816	23,816	23,816	23,816	23,816	23,816	23,816	23,816	23,816	23,816	23,816	23,816	23,816
													4 yr	TRUE FALSE	

672a

Schedule of Water Contributions in Aid of Construction By Classification

Florida Public Service Commission

Test Year Average balance
Pomona Park
Docket No. 060368-WS
 Test Year Ending 12/31/07

Schedule A-12
 Page 5 of 5
 Preparer: Robert M. Griffin

Explanation: Provide the **Adjusted** monthly and average CIAC balances by classification. If a projected year is employed, provide breakdown for test year, base year and intermediate year also.

Line No	(1) Description	(2) Prior Year 12/31/06	(3) Jan	(4) Feb	(5) Mar	(6) Apr	(7) May	(8) Jun	(9) Jul	(10) Aug	(11) Sep	(12) Oct	(13) Nov	(14) Test Year Enc Dec	(15) Average Balance
WATER															
Cash CIAC:															
1	Water Treatment Equipment	2,559	2,559	2,559	2,559	2,559	2,559	2,559	2,559	2,559	2,559	2,559	2,559	2,559	2,559
2	Meter Fees	3,351	3,351	3,351	3,351	3,351	3,351	3,351	3,351	3,351	3,351	3,351	3,351	3,351	3,351
3	Main Extension Charge	1,620	1,620	1,620	1,620	1,620	1,620	1,620	1,620	1,620	1,620	1,620	1,620	1,620	1,620
4	Service Installation Fees	16,285	16,285	16,285	16,285	16,285	16,285	16,285	16,285	16,285	16,285	16,285	16,285	16,285	16,285
5	Total Cash CIAC	23,816	23,816	23,816	23,816	23,816	23,816	23,816	23,816	23,816	23,816	23,816	23,816	23,816	23,816
Property CIAC:															
6	Dist Reservoirs & Standpipes	0	0	0	0	0	0	0	0	0	0	0	0	0	0
7	T&D Mains	0	0	0	0	0	0	0	0	0	0	0	0	0	0
8	Services	0	0	0	0	0	0	0	0	0	0	0	0	0	0
9	Meters/Meter Installation	0	0	0	0	0	0	0	0	0	0	0	0	0	0
10	Hydrants	0	0	0	0	0	0	0	0	0	0	0	0	0	0
11	Total Property CIAC	0	0	0	0	0	0	0	0	0	0	0	0	0	0
12	Total Water CIAC	23,816	23,816	23,816	23,816	23,816	23,816	23,816	23,816	23,816	23,816	23,816	23,816	23,816	23,816
SEWER															
Cash CIAC:															
13	Treatment & Disposal Equipment	NA	NA	NA	NA	NA	NA	NA	NA	NA	NA	NA	NA	NA	0
14	Other	NA	NA	NA	NA	NA	NA	NA	NA	NA	NA	NA	NA	NA	0
15	Main Extension Charge	NA	NA	NA	NA	NA	NA	NA	NA	NA	NA	NA	NA	NA	0
16	Service Installation Fees	NA	NA	NA	NA	NA	NA	NA	NA	NA	NA	NA	NA	NA	0
17	Total Cash CIAC	0	0	0	0	0	0	0	0	0	0	0	0	0	0
Property CIAC:															
18	Structures & Improvements	NA	NA	NA	NA	NA	NA	NA	NA	NA	NA	NA	NA	NA	0
19	Collection Sewers- Force	NA	NA	NA	NA	NA	NA	NA	NA	NA	NA	NA	NA	NA	0
20	Collection Sewers- Gravity	NA	NA	NA	NA	NA	NA	NA	NA	NA	NA	NA	NA	NA	0
21	Services to Customers	NA	NA	NA	NA	NA	NA	NA	NA	NA	NA	NA	NA	NA	0
22	Lift Stations	NA	NA	NA	NA	NA	NA	NA	NA	NA	NA	NA	NA	NA	0
23	Pumping Equipment	NA	NA	NA	NA	NA	NA	NA	NA	NA	NA	NA	NA	NA	0
24	Reuse Services	NA	NA	NA	NA	NA	NA	NA	NA	NA	NA	NA	NA	NA	0
25	Reuse Transmission & Dist Mains	NA	NA	NA	NA	NA	NA	NA	NA	NA	NA	NA	NA	NA	0
26	Other Plant Misc Equip	NA	NA	NA	NA	NA	NA	NA	NA	NA	NA	NA	NA	NA	0
27	Total Property CIAC	0	0	0	0	0	0	0	0	0	0	0	0	0	0
28	Total Sewer CIAC	0	0	0	0	0	0	0	0	0	0	0	0	0	0

676

Schedule of Water Amortization of CIAC by Classification- 2004 June through December Accum Amort CIAC Balances per Books- 2004								Florida Public Service Commission	
Pomona Park - Water Docket No. 060368-WS Schedule Year Ended: 2004 Historic [x] or Projected []		271 [input field] 6446 FWS Pomona Park - Water Explanation: Provide the Amort of CIAC Balances per books by month by Classification beginning 6/30/04 (when the Florida Water Services properties were acquired by AQUA) through the year ended 12/31/04. While 2005 is the historical test year, balances back to 6/30/04 are needed since adjustments to book balances are made beginning that date.						Schedule:	A-14
								Page:	2 of 2
								Preparer:	
Line No.	(1) Description	(2) 06/30/04	(3) 07/31/04	(4) 08/31/04	(5) 09/30/04	(6) 10/31/04	(7) 11/30/04	(8) 12/31/04	
Cash CIAC:									
1	Water Treatment Equipment	0	0	0	0	0	0	0	
2	Meter Fees	0	0	0	0	0	0	0	
3	Main Extension Charge	0	0	0	0	0	0	0	
4	Service Installation Fees	0	0	0	0	0	0	0	
5	Total Cash CIAC	0	0	0	0	0	0	0	
Property CIAC:									
6	Dist Reservoirs & Standpipes	0	0	0	0	0	0	0	
7	T&D Mains	0	0	0	0	0	0	0	
8	Services	0	0	0	0	0	0	0	
9	Meters/Meter Installation	0	0	0	0	0	0	0	
10	Hydrants	0	0	0	0	0	0	0	
11	Total Property CIAC	0	0	0	0	0	0	0	
12	Total Water CIAC	0	0	0	0	0	0	0	

89

Schedule of Water Amortization of CIAC by Classification- 2005													Florida Public Service Commission		
Accum Amort CIAC Balances per Books- 2005															
Pomona Park - Water		271	6446	FWS	Pomona Park - Water								Schedule:	A-14	
Docket No. 060368-WS		Explanation: Provide the Amort of CIAC Balances per books by month by Classification											Page:	2 of 2	
Schedule Year Ended: 2005		for the year ended 12/31/05.											Preparer:		
Historic [x] or Projected []															
Line No.	Description	(2)	(3)	(4)	(5)	(6)	(7)	(8)	(9)	(10)	(11)	(12)	(13)	(14)	(15)
		12/31/04	01/31/05	02/28/05	03/31/05	04/30/05	05/31/05	06/30/05	07/31/05	08/31/05	09/30/05	10/31/05	11/30/05	Test Year End 12/31/05	Average Balance
Cash CIAC:															
1	Water Treatment Equipment	0	0	0	0	0	0	0	0	0	0	0	0	0	0
2	Meter Fees	0	0	0	0	0	0	0	0	0	0	0	0	0	0
3	Main Extension Charge	0	0	0	0	0	0	0	0	0	0	0	0	0	0
4	Service Installation Fees	0	0	0	0	0	0	0	0	0	0	0	0	0	0
5	Total Cash CIAC	0	0	0	0	0	0	0	0	0	0	0	0	0	0
Property CIAC:															
6	Dist Reservoirs & Standpipes	0	0	0	0	0	0	0	0	0	0	0	0	0	0
7	T&D Mains	0	0	0	0	0	0	0	0	0	0	0	0	0	0
8	Services	0	0	0	0	0	0	0	0	0	0	0	0	0	0
9	Meters/Meter Installation	0	0	0	0	0	0	0	0	0	0	0	0	0	0
10	Hydrants	0	0	0	0	0	0	0	0	0	0	0	0	0	0
11	Total Property CIAC	0	0	0	0	0	0	0	0	0	0	0	0	0	0
12	Total Water CIAC	0	0	0	0	0	0	0	0	0	0	0	0	0	0

6/9/05

Schedule of Accumulated Amortization of CIAC by Classification

Florida Public Service Commission

Test Year Average Balance

Pomona Park

Docket No. 060368-WS

Test Year Ending 12/31/05

Schedule: A-14

Page: 2 of 5

Preparer: Robert M. Griffin

Explanation: Provide the Per Books monthly and average Accumulated Amortization of CIAC balances by classification. If a projected year is employed, provide breakdown for test year, base year and intermediate year also.

Line No	(1) Description	(2) Prior Year 12/31/04	(3) Jan	(4) Feb	(5) Mar	(6) Apr	(7) May	(8) Jun	(9) Jul	(10) Aug	(11) Sep	(12) Oct	(13) Nov	(14) Test Year End Dec	(15) Average Balance
WATER															
Cash															
1	Water Treatment Equipment	0	0	0	0	0	0	0	0	0	0	0	0	0	0
2	Meter Fees	0	0	0	0	0	0	0	0	0	0	0	0	0	0
3	Main Extension Charge	0	0	0	0	0	0	0	0	0	0	0	0	0	0
4	Service Installation Fees	0	0	0	0	0	0	0	0	0	0	0	0	0	0
5	Total Cash	0	0	0	0	0	0	0	0	0	0	0	0	0	0
Property															
6	Dist Reservoirs & Standpipes	0	0	0	0	0	0	0	0	0	0	0	0	0	0
7	T&D Mains	0	0	0	0	0	0	0	0	0	0	0	0	0	0
8	Services	0	0	0	0	0	0	0	0	0	0	0	0	0	0
9	Meters/Meter Installation	0	0	0	0	0	0	0	0	0	0	0	0	0	0
10	Hydrants	0	0	0	0	0	0	0	0	0	0	0	0	0	0
11	Total Property	0	0	0	0	0	0	0	0	0	0	0	0	0	0
12	Total Water	0	0	0	0	0	0	0	0	0	0	0	0	0	0
SEWER															
Cash															
13	Treatment & Disposal Equipment	NA	NA	NA	NA	NA	NA	NA	NA	NA	NA	NA	NA	NA	0
14	Other	NA	NA	NA	NA	NA	NA	NA	NA	NA	NA	NA	NA	NA	0
15	Main Extension Charge	NA	NA	NA	NA	NA	NA	NA	NA	NA	NA	NA	NA	NA	0
16	Service Installation Fees	NA	NA	NA	NA	NA	NA	NA	NA	NA	NA	NA	NA	NA	0
17	Total Cash	0	0	0	0	0	0	0	0	0	0	0	0	0	0
Property															
18	Structures & Improvements	NA	NA	NA	NA	NA	NA	NA	NA	NA	NA	NA	NA	NA	0
19	Collection Sewers- Force	NA	NA	NA	NA	NA	NA	NA	NA	NA	NA	NA	NA	NA	0
20	Collection Sewers- Gravity	NA	NA	NA	NA	NA	NA	NA	NA	NA	NA	NA	NA	NA	0
21	Services to Customers	NA	NA	NA	NA	NA	NA	NA	NA	NA	NA	NA	NA	NA	0
22	Lift Stations	NA	NA	NA	NA	NA	NA	NA	NA	NA	NA	NA	NA	NA	0
23	Pumping Equipment	NA	NA	NA	NA	NA	NA	NA	NA	NA	NA	NA	NA	NA	0
24	Reuse Services	NA	NA	NA	NA	NA	NA	NA	NA	NA	NA	NA	NA	NA	0
25	Reuse Transmission & Dist Mains	NA	NA	NA	NA	NA	NA	NA	NA	NA	NA	NA	NA	NA	0
26	Other Plant Misc Equip	NA	NA	NA	NA	NA	NA	NA	NA	NA	NA	NA	NA	NA	0
27	Total Property	0	0	0	0	0	0	0	0	0	0	0	0	0	0
28	Total Sewer	0	0	0	0	0	0	0	0	0	0	0	0	0	0

Note: 2005 Per Book balances are zero since system's balances were aggregated at an Administrative Level pending the PSC Order regarding proper balances at 6/04 acquisition.

696

Schedule of Water Amortization of CIAC by Classification- 2006							Florida Public Service Commission	
Pomona Park - Water		271	6446	FWS	Pomona Park - Water		Schedule: A-14	
Docket No. 060368-WS		Explanation: Provide the Amort of CIAC Balances by month by Classification for the year ended 12/31/06					Page: 2 of 2	Preparer:
Schedule Year Ended: 2006								
Historic [x] or Projected [x]								
Line No.	Description	(2) 12/31/05	(3) 01/31/06	(4) 02/28/06	(5) 03/31/06	(6) 04/30/06	(7) 05/31/06	
Cash CIAC:								
1	Water Treatment Equipment	0	0	0	0	0	0	
2	Meter Fees	0	0	0	0	0	0	
3	Main Extension Charge	0	0	0	0	0	0	
4	Service Installation Fees	0	0	0	0	0	0	
5	Total Cash CIAC	0	0	0	0	0	0	
Property CIAC:								
6	Dist Reservoirs & Standpipes	0	0	0	0	0	0	
7	T&D Mains	0	0	0	0	0	0	
8	Services	0	0	0	0	0	0	
9	Meters/Meter Installation	0	0	0	0	0	0	
10	Hydrants	0	0	0	0	0	0	
11	Total Property CIAC	0	0	0	0	0	0	
12	Total Water CIAC	0	0	0	0	0	0	

02

**Schedule of Water and Sewer Accumulated Amortization of CIAC
Annual Balances Subsequent to Last Established Rate Base**

Florida Public Service Commission

Pomona Park
Docket No. 060368-WS
Projected Test Year Ending 12/31/07

Schedule: A-13
Page: 2 of 2
Preparer: Robert M. Griffin

Explanation: Schedule A-11 continued

Line No.	(1) Description	(2) Water Year End Balance	(3) Sewer Year End Balance
The balances for this system begin June 30, 2004 in accordance with PSC Amendatory Order			
	2000		
23	Additions		NA
24	Adjustments		NA
25	12/31/00 Balance		NA
	2001		
26	Additions		NA
27	Adjustments		NA
28	12/31/01 Balance		NA
	2002		
29	Additions		NA
30	Adjustments		NA
31	12/31/02 Balance		NA
	2003		
32	Additions		NA
33	Adjustments		NA
34	06/30/04 Amend. Order Balance	8,166	NA
	2004		
35	Additions	323	NA
36	Adjustments	0	NA
37	12/31/04 Balance	8,489	NA
	2005		
38	Additions	648	NA
39	Adjustments	0	NA
40	12/31/05 Balance	9,137	NA
	2006		
41	Additions	685	NA
42	Adjustments	0	NA
43	12/31/06 Balance	9,822	NA
	2007		
44	Additions	693	NA
45	Adjustments	0	NA
46	12/31/07 Balance	10,515	NA

Supporting Schedules: A-12 (pp 2-5)

Line	No.	Description	06/30/04	07/31/04	08/31/04	09/30/04	10/31/04	11/30/04	12/31/04	
1		Water Treatment Equipment	216	216	216	216	216	216	216	
2		Meter Fees	(471)	(471)	(471)	(471)	(471)	(471)	(471)	
3		Main Extension Charge	58	58	58	58	58	58	58	
4		Service Installation Fees	8,363	8,363	8,363	8,363	8,363	8,363	8,363	
5		Total Cash CIAC	8,166	8,166	8,166	8,166	8,166	8,166	8,166	
Property CIAC:										
6		Dist Reservoirs & Standpipes	0	0	0	0	0	0	0	
7		T&D Mains	0	0	0	0	0	0	0	
8		Services	0	0	0	0	0	0	0	
9		Meters/Meter Installation	0	0	0	0	0	0	0	
10		Hydrants	0	0	0	0	0	0	0	
11		Total Property CIAC	0	0	0	0	0	0	0	
12		Total Water CIAC	8,166	8,166	8,166	8,166	8,166	8,166	8,166	

Pomona Park - Water
 Docket No. 060368-WS
 Schedule Year Ended: 2004
 Historic [X] or Projected []
 Explanation: Provide the Accumulated Amort of CIAC Balances as of 6/30/04 by Classification based on amounts in the PSC's Amendatory Order Issued February 27, 2006

Florida Public Service Commission
 Schedule: A-14
 Page: 2, wrk-1
 Preparer:

CALCULATE CIAC AMORTIZATION RATES

Schedule of Water Amortization of CIAC by Classification- 2004
Calculate Amortization Rates

Florida Public Service Commission

Pomona Park - Water
Docket No. 060368-WS
Schedule Year Ended: 2004
Historic [x] or Projected []

=input field
Explanation: Identify CIAC Amortization Rates based on Annual Report Depreciation Rates
and calculate composite rates based on methodology employed by Cronin Jackson for
Annual Reports (see 12/21/04 calculation)

Schedule: A-12
Page:
Preparer:

Annual
Dep'n
Rate

Monthly
Dep'n
Rate

Categories-lines to below

				Annual Dep'n Rate	Monthly Dep'n Rate
	Cash CIAC:				
1	Capacity Charges	271.1	Water Treatment Equip (see Composite Calc)	2.82%	0.23%
2	CIAC- 1999 Acquisition	271.3	Water Treatment Equip (see Composite Calc)	2.82%	0.23%
3	Unclaimed Refunds	271.3	Water Treatment Equip (see Composite Calc)	2.82%	0.23%
4	Main Extl Charge	271.3	Main Extension Charge acct 331.4	2.22%	0.19%
5	Serv Install Charge	271.3	Service Installation Charge acct 333.4	2.50%	0.21%
6	Meter Fees	271.3	Meter Fees accl 334.4	5.00%	0.42%
7	Total Cash CIAC				
	Contributed Property	271.2			
8	Dist Res & Standpipe	390.4		2.70%	0.23%
9	T&D Mains	391.4		2.22%	0.19%
10	Services	333.4		2.50%	0.21%
11	Meters/Meter Installation	334.4		5.00%	0.42%
12	Hydrants	335.4		0.00%	0.00%

1/16/04

Composite Rate Calculation:		UPIS Balance 6/30/04			2004 Depreciation Rate		Annual			
		Adjusted Bal	Contr Prop	For Comp Calc	Annual	Monthly	Depreciation Expense			
1	INTANGIBLE PLANT	INTANGIBLE PLANT								
2	Organization	301.1	0		0.00%					
3	Franchises	302.1	0		0.00%					
4	Other Plant & Misc. Equipment	339.1	0		4.00%					
5	SOURCE OF SUPPLY & PUMPING PLANT				0.00%					
6	Land & Land Rights	303.2	7,229		0.00%					
7	Structures & Improvements	304.2	33,197	33,197	3.03%	0.25%	1,006			
8	Collect. & Impound Reservoirs	305.2	0		0.00%					
9	Lake, River & Other Intakes	306.2	0		0.00%					
10	Wells & Springs	307.2	3,355	3,355	3.33%	0.28%	112			
11	Infiltration Galleries & Tunnels	308.2	0		0.00%					
12	Supply Mains	309.2	687	687	2.86%	0.24%	20			
13	Power Generation Equipment	310.2	45,098	45,098	5.00%	0.42%	2,255			
14	Pumping Equipment	311.2	7,659	7,659	5.00%	0.42%	383			
15	Other Plant & Misc. Equipment	339.2	0		4.00%					
16	WATER TREATMENT PLANT				0.00%					
17	Land & Land Rights	303.3	0		0.00%					
18	Structures & Improvements	304.3	0	0	3.03%	0.25%	0			
19	Pumping Equipment	311.3	1,401		5.00%					
20	Water Treatment Equipment	320.3	0	0	4.55%	0.38%	0			
21	Other Plant & Misc. Equipment	339.3	6,797		4.00%					
22	TRANSMISSION & DISTRIBUTION PLANT				0.00%					
23	Land & Land Rights	303.4	0		0.00%					
24	Structures & Improvements	304.4	0	0	3.03%	0.25%	0			
25	Pumping Equipment	311.4	0		5.00%					
26	Distr. Reservoirs & Standpipes	330.4	56,809	56,809	2.70%	0.23%	1,535			
27	Transm. & Distribution Mains	331.4	239,413	239,413	2.22%	0.19%	5,320			
28	Services	333.4	7,411	7,411	2.50%	0.21%	185			
29	Meters & Meter Installations	334.4	12,670	12,670	5.00%	0.42%	634			
30	Hydrants	335.4	0	0	0.00%	0.00%	0			
31	Backflow Prevention	336.4	0		0.00%					
32	Other Plant & Misc. Equipment	339.4	0	0	4.00%	0.33%	0			
33	GENERAL PLANT				0.00%					
34	Land & Land Rights	303.5	0		0.00%					
35	Structures & Improvements	304.5	0		3.03%					
36	Office Furniture & Equipment	340.5	0		0.00%					
37	Computer Equipment	340.51	0		0.00%					
38	Transportation Equipment	341.5	0		0.00%					
39	Stores Equipment	342.5	0		0.00%					
40	Tools, Shop & Garage Equipment	343.5	0		0.00%					
41	Laboratory Equipment	344.5	0		6.67%					
42	Power Operated Equipment	345.5	0		0.00%					
43	Communication Equipment	346.5	0		0.00%					
44	Miscellaneous Equipment	347.5	0		0.00%					
45	Other Tangible Plant	348.5	0		0.00%					
63	UPIS/Dep Exp Totals and Composite Rate for CIAC Amortization			406,299			11,450	Composite Rate	2.82%	
				TRUE						

75

Explanation: Rearrange Amortization Rates for CIAC shown above into new Categories that combine certain data

Line No.	Description	Annual Depr Rate	Mo Depr Rate
Cash CIAC:			
64	Water Treatment Equipment	2.82%	0.23%
65	Meter Fees	5.00%	0.42%
66	Main Extension Charge	2.22%	0.19%
67	Service Installation Fees	2.50%	0.21%
Property CIAC:			
68	Dist Res & Standpipe	2.70%	0.23%
69	T&D Mains	2.22%	0.19%
70	Services	2.50%	0.21%
71	Meters/Meter Installation	5.00%	0.42%
72	Hydrants	0.00%	0.00%

76

Schedule of Water Amortization of CIAC by Classification - 2004		Florida Public Service Commission						
Adjusted CIAC Balances - June through December 2004		Schedule: A-12 Page: 4 of 8 Preparer:						
Pomona Park - Water Docket No. 060368-WS Schedule Year Ended: 2004 Historic [X] or Projected []		Explanation: Provide Adjusted CIAC balances by account for the period beginning 6/30/04 when the Florida Water Services properties were acquired by AQUA, Inc. through the year ended 12/31/04. While 2005 is the historical test year, balances back to 6/30/04 are needed since adjustments to book balances are made beginning that date.						
Line No.	Description	(1) 06/30/04	(2) 07/31/04	(3) 08/31/04	(4) 09/30/04	(5) 10/31/04	(6) 11/30/04	(7) 12/31/04
1	Cash CIAC:	1,859	1,859	1,859	1,859	1,859	1,859	1,859
2	Water Treatment Equipment	3,261	3,261	3,261	3,261	3,261	3,261	3,261
3	Meter Fees	1,174	1,174	1,174	1,174	1,174	1,174	1,174
4	Main Extension Charge	16,142	16,142	16,142	16,142	16,142	16,142	16,142
5	Service Installation Fees	22,437	22,437	22,437	22,437	22,437	22,437	22,437
6	Total Cash CIAC	22,437	22,437	22,437	22,437	22,437	22,437	22,437
7	Property CIAC:	0	0	0	0	0	0	0
8	Dist Reservoirs & Standpipes	0	0	0	0	0	0	0
9	T&D Mains	0	0	0	0	0	0	0
10	Services	0	0	0	0	0	0	0
11	Meters/Meter Installation	0	0	0	0	0	0	0
12	Hydrants	0	0	0	0	0	0	0
13	Total Property CIAC	0	0	0	0	0	0	0
14	Total Water CIAC	22,437	22,437	22,437	22,437	22,437	22,437	22,437
Schedule of Water Amortization of CIAC by Classification - 2004		Florida Public Service Commission						
CIAC Amortization Rates - July through December 2004		Schedule: A-14 Page: 2, wrk-3 Preparer:						
Pomona Park - Water Docket No. 060368-WS Schedule Year Ended: 2004 Historic [X] or Projected []		Explanation: Provide a Schedule showing Amortization Rates by CIAC Categories						
Line No.	Description	(1) Annual Rates	(2) July	(3) Aug	(4) Sep	(5) Oct	(6) Nov	(7) Dec
1	Cash CIAC:	2.82%	0.23%	0.23%	0.23%	0.23%	0.23%	0.23%
2	Water Treatment Equipment	5.00%	0.42%	0.42%	0.42%	0.42%	0.42%	0.42%
3	Meter Fees	2.22%	0.19%	0.19%	0.19%	0.19%	0.19%	0.19%
4	Main Extension Charge	2.50%	0.21%	0.21%	0.21%	0.21%	0.21%	0.21%
5	Service Installation Fees							
6	Property CIAC:	2.70%	0.23%	0.23%	0.23%	0.23%	0.23%	0.23%
7	Dist Reservoirs & Standpipes	2.22%	0.19%	0.19%	0.19%	0.19%	0.19%	0.19%
8	T&D Mains	2.50%	0.21%	0.21%	0.21%	0.21%	0.21%	0.21%
9	Services	5.00%	0.42%	0.42%	0.42%	0.42%	0.42%	0.42%
10	Meters/Meter Installation	0.00%	0.00%	0.00%	0.00%	0.00%	0.00%	0.00%
11	Hydrants							

77

Schedule of Water Amortization of CIAC by Classification- 2004
 CIAC Amortization - July through December 2004

Florida Public Service Commission

Pomona Park - Water
 Docket No. 060368-WS
 Schedule Year Ended: 2004
 Historic [x] or Projected []

[] =input field
 Explanation: Provide a Schedule showing additions to CIAC during 2004 from the date of Acquisition 6/30/04.

Schedule: A-14
 Page: 2, wrk-4
 Preparer:

Line No	(1) Description	(2)	(3) July	(4) Aug	(5) Sep	(6) Oct	(7) Nov	(8) Dec	(9) 2004 Total
Cash CIAC:									
1	Water Treatment Equipment		4	4	4	4	4	4	26
2	Meter Fees		14	14	14	14	14	14	82
3	Main Extension Charge		2	2	2	2	2	2	13
4	Service Installation Fees		34	34	34	34	34	34	202
5	Total Cash CIAC		54	54	54	54	54	54	323
Property CIAC:									
6	Dist Reservoirs & Standpipes		0	0	0	0	0	0	0
7	T&D Mains		0	0	0	0	0	0	0
8	Services		0	0	0	0	0	0	0
9	Meters/Meter Installation		0	0	0	0	0	0	0
10	Hydrants		0	0	0	0	0	0	0
11	Total Property CIAC		0	0	0	0	0	0	0
12	Total Water CIAC		54	54	54	54	54	54	323

Schedule of Water Amortization of CIAC by Classification- 2004
 Adjustments to CIAC-July through December 2004

Florida Public Service Commission

Pomona Park - Water
 Docket No. 060368-WS
 Schedule Year Ended: 2004
 Historic [x] or Projected []

[] =input field
 Explanation: Provide Adjustments to CIAC Amendatory Order balances other than changes resulting from CIAC Additions for 2004.

Schedule: A-14
 Page: 2, wrk-5
 Preparer:

Line No	(1) Description	(2)	(3) July	(4) Aug	(5) Sep	(6) Oct	(7) Nov	(8) Dec	(9) 2004 Total	
Cash CIAC:										
1	Water Treatment Equipment		[]							
2	Meter Fees		[]							
3	Main Extension Charge		[]							
4	Service Installation Fees		[]							
5	Total Cash CIAC		0	0	0	0	0	0	0	
Property CIAC:										
6	Dist Reservoirs & Standpipes		[]							
7	T&D Mains		[]							
8	Services		[]							
9	Meters/Meter Installation		[]							
10	Hydrants		[]							
11	Total Property CIAC		0	0	0	0	0	0	0	
12	Total Water CIAC		0	0	0	0	0	0	0	

86

Schedule of Water Amortization of CIAC by Classification- 2004
 Adjusted Amortization of CIAC Balances- June through December 2004

Florida Public Service Commission

Schedule: A-14
 Page: 2, wrk-8
 Preparer:

Pomona Park - Water
 Docket No. 060368-WS
 Schedule Year Ended: 2004
 Historic [x] or Projected []

Explanation: Provide Adjusted CIAC balances by account for the period beginning 6/30/04 when the Florida Water Services properties were acquired by AQUA, Inc. through the year ended 12/31/04. While 2005 is the historical test year, balances back to 6/30/04 are needed since adjustments to book balances are made beginning that date.

(1) Line No.	(2) Description	(3) 06/30/04	(4) 07/31/04	(5) 08/31/04	(6) 09/30/04	(7) 10/31/04	(8) 11/30/04	(9) 12/31/04
Cash CIAC:								
1	Water Treatment Equipment	216	220	225	229	233	238	242
2	Meter Fees	(471)	(457)	(444)	(430)	(417)	(403)	(389)
3	Main Extension Charge	58	60	62	65	67	69	71
4	Service Installation Fees	8,363	8,397	8,430	8,464	8,498	8,531	8,565
5	Total Cash CIAC	8,166	8,220	8,274	8,327	8,381	8,435	8,489
Property CIAC:								
6	Dist Reservoirs & Standpipes	0	0	0	0	0	0	0
7	T&D Mains	0	0	0	0	0	0	0
8	Services	0	0	0	0	0	0	0
9	Meters/Meter Installation	0	0	0	0	0	0	0
10	Hydrants	0	0	0	0	0	0	0
11	Total Property CIAC	0	0	0	0	0	0	0
12	Total Water CIAC	8,166	8,220	8,274	8,327	8,381	8,435	8,489



bl

Composite Rate Calculation:		UPIS Balance 12/31/04			Depreciation Rate		Depreciation
		Adj Bal	Contr Prop	For Comp	Annual	Monthly	Expense
1	INTANGIBLE PLANT			Calc			
2	Organization	301.1	0		0.00%		
3	Franchises	302.1	0		0.00%		
4	Other Plant & Misc. Equipment	339.1	0		4.00%		
5	SOURCE OF SUPPLY & PUMPING PLANT				0.00%		
6	Land & Land Rights	303.2	7,229		0.00%		
7	Structures & Improvements	304.2	33,197	33,197	3.03%	0.25%	1,006
8	Collect. & Impound Reservoirs	305.2	0		0.00%		
9	Lake, River & Other Intakes	306.2	0		0.00%		
10	Wells & Springs	307.2	3,355	3,355	3.33%	0.28%	112
11	Infiltration Galleries & Tunnels	308.2	0		0.00%		
12	Supply Mains	309.2	687	687	2.86%	0.24%	20
13	Power Generation Equipment	310.2	45,098	45,098	5.00%	0.42%	2,255
14	Pumping Equipment	311.2	7,659	7,659	5.00%	0.42%	383
15	Other Plant & Misc. Equipment	339.2	0		4.00%		
16	WATER TREATMENT PLANT				0.00%		
17	Land & Land Rights	303.3	0		0.00%		
18	Structures & Improvements	304.3	0	0	3.03%	0.25%	0
19	Pumping Equipment	311.3	1,401		5.00%		
20	Water Treatment Equipment	320.3	0	0	4.55%	0.38%	0
21	Other Plant & Misc. Equipment	339.3	6,797		4.00%		
22	TRANSMISSION & DISTRIBUTION PLANT				0.00%		
23	Land & Land Rights	303.4	0		0.00%		
24	Structures & Improvements	304.4	0	0	3.03%	0.25%	0
25	Pumping Equipment	311.4	0		5.00%		
26	Distr. Reservoirs & Standpipes	330.4	56,809	56,809	2.70%	0.23%	1,535
27	Transm. & Distribution Mains	331.4	240,959	240,959	2.22%	0.19%	5,355
28	Services	333.4	7,411	7,411	2.50%	0.21%	185
29	Meters & Meter Installations	334.4	12,670	12,670	5.00%	0.42%	634
30	Hydrants	335.4	0	0	0.00%	0.00%	0
31	Backflow Prevention	336.4	0	0	0.00%		
32	Other Plant & Misc. Equipment	339.4	0	0	4.00%	0.33%	0
33	GENERAL PLANT				0.00%		
34	Land & Land Rights	303.5	0		0.00%		
35	Structures & Improvements	304.5	0		3.03%		
36	Office Furniture & Equipment	340.5	0		0.00%		
37	Computer Equipment	340.51	0		0.00%		
38	Transportation Equipment	341.5	0		0.00%		
39	Stores Equipment	342.5	0		0.00%		
40	Tools, Shop & Garage Equipment	343.5	0		0.00%		
41	Laboratory Equipment	344.5	0		6.67%		
42	Power Operated Equipment	345.5	0		0.00%		
43	Communication Equipment	346.5	0		0.00%		
44	Miscellaneous Equipment	347.5	0		0.00%		
45	Other Tangible Plant	348.5	0		0.00%		
63	UPIS/Dep Exp Totals and Composite Rate for CIAC Amortization			407,845			11,484
				TRUE			Composite Rate 2.82%

18

		Explanation: Rearrange Amortization Rates for CIAC shown above into new Categories that combine certain data									
Line No.	Description										
						Annual Depr Rate	Mo Depr Rate				
	Cash CIAC:										
64	Water Treatment Equipment					2.82%	0.23%				
65	Meter Fees					5.00%	0.42%				
66	Main Extension Charge					2.22%	0.19%				
67	Service Installation Fees					2.50%	0.21%				
	Property CIAC:										
68	Dist Res & Standpipe					2.70%	0.23%				
69	T&D Mains					2.22%	0.19%				
70	Services					2.50%	0.21%				
71	Meters/Meter Installation					5.00%	0.42%				
72	Hydrants					0.00%	0.00%				

Schedule of Water Amortization of CIAC by Classification- 2005		Explanation: Provide Adjusted CIAC balances by account for 2005												Florida Public Service Commission	
Adjusted CIAC Balances- 2005														Schedule: A-12	
Pomona Park - Water														Page: 4 of 8	
Docket No. 060368-WS														Preparer:	
Schedule Year Ended: 2005															
Historic [X] or Projected []															
Line No.	Description	(2)	(3)	(4)	(5)	(6)	(7)	(8)	(9)	(10)	(11)	(12)	(13)	(14)	(15)
		12/31/04	01/31/05	02/28/05	03/31/05	04/30/05	05/31/05	06/30/05	07/31/05	08/31/05	09/30/05	10/31/05	11/30/05	Test Year End: 12/31/05	Average Balance
Cash CIAC:															
1	Water Treatment Equipment	1,859	1,859	1,859	1,859	1,859	1,859	1,859	1,859	1,859	1,859	1,859	1,859	2,559	1,913
2	Meter Fees	3,261	3,261	3,261	3,261	3,261	3,261	3,261	3,261	3,261	3,261	3,261	3,261	3,351	3,268
3	Main Extension Charge	1,174	1,174	1,174	1,174	1,174	1,174	1,174	1,174	1,174	1,174	1,174	1,174	1,620	1,209
4	Service Installation Fees	16,142	16,142	16,142	16,142	16,142	16,142	16,142	16,142	16,142	16,142	16,142	16,142	16,285	16,153
5	Total Cash CIAC	22,437	22,437	22,437	22,437	22,437	22,437	22,437	22,437	22,437	22,437	22,437	22,437	23,816	22,543
Property CIAC:															
6	Dist Reservoirs & Stampipes	0	0	0	0	0	0	0	0	0	0	0	0	0	0
7	T&D Mains	0	0	0	0	0	0	0	0	0	0	0	0	0	0
8	Services	0	0	0	0	0	0	0	0	0	0	0	0	0	0
9	Meters/Meter Installation	0	0	0	0	0	0	0	0	0	0	0	0	0	0
10	Hydrants	0	0	0	0	0	0	0	0	0	0	0	0	0	0
11	Total Property CIAC	0	0	0	0	0	0	0	0	0	0	0	0	0	0
12	Total Water CIAC	22,437	22,437	22,437	22,437	22,437	22,437	22,437	22,437	22,437	22,437	22,437	22,437	23,816	22,543

Schedule of Water Amortization of CIAC by Classification- 2005		Explanation: Provide a Schedule showing Amortization Rates by CIAC Categories												Florida Public Service Commission	
CIAC Amortization Rates - 2005														Schedule: A-14	
Pomona Park - Water														Page: 2, wrk-3	
Docket No. 060368-WS														Preparer:	
Schedule Year Ended: 2005															
Historic [X] or Projected []															
Line No.	Description	(2)	(3)	(4)	(5)	(6)	(7)	(8)	(9)	(10)	(11)	(12)	(13)	(14)	(15)
		Annual Rates	Jan	Feb	Mar	Apr	May	Jun	Jul	Aug	Sep	Oct	Nov	Dec	
Cash CIAC:															
1	Water Treatment Equipment	2.82%	0.23%	0.23%	0.23%	0.23%	0.23%	0.23%	0.23%	0.23%	0.23%	0.23%	0.23%	0.23%	0.23%
2	Meter Fees	5.00%	0.42%	0.42%	0.42%	0.42%	0.42%	0.42%	0.42%	0.42%	0.42%	0.42%	0.42%	0.42%	0.42%
3	Main Extension Charge	2.27%	0.19%	0.19%	0.19%	0.19%	0.19%	0.19%	0.19%	0.19%	0.19%	0.19%	0.19%	0.19%	0.19%
4	Service Installation Fees	2.50%	0.21%	0.21%	0.21%	0.21%	0.21%	0.21%	0.21%	0.21%	0.21%	0.21%	0.21%	0.21%	0.21%
5	Total Cash CIAC														
Property CIAC:															
6	Dist Reservoirs & Stampipes	2.70%	0.23%	0.23%	0.23%	0.23%	0.23%	0.23%	0.23%	0.23%	0.23%	0.23%	0.23%	0.23%	0.23%
7	T&D Mains	2.22%	0.21%	0.21%	0.21%	0.21%	0.21%	0.21%	0.21%	0.21%	0.21%	0.21%	0.21%	0.21%	0.21%
8	Services	2.50%	0.42%	0.42%	0.42%	0.42%	0.42%	0.42%	0.42%	0.42%	0.42%	0.42%	0.42%	0.42%	0.42%
9	Meters/Meter Installation	5.00%	0.42%	0.42%	0.42%	0.42%	0.42%	0.42%	0.42%	0.42%	0.42%	0.42%	0.42%	0.42%	0.42%
10	Hydrants	0.00%	0.00%	0.00%	0.00%	0.00%	0.00%	0.00%	0.00%	0.00%	0.00%	0.00%	0.00%	0.00%	0.00%

83

Line No.	(1) Description	(2)	(3) Jan	(4) Feb	(5) Mar	(6) Apr	(7) May	(8) Jun	(9) Jul	(10) Aug	(11) Sep	(12) Oct	(13) Nov	(14) Dec	(15) 2005 Total
11	Total Property CIAC														
12	Total Water CIAC														
CIAC Amortization- 2005 Pomona Park - Water Docket No. 060368-WS Schedule Year Ended: 2005 Historic [x] or Projected []			<input type="text"/> =input field Explanation: Provide a Schedule showing additions to CIAC during 2005 from the date of Acquisition												Florida Public Service Commission Schedule: A-14 Page: 2, wrk-4 Preparer:
1	Cash CIAC:														
1	Water Treatment Equipment		4	4	4	4	4	4	4	4	4	4	4	6	54
2	Meter Fees		14	14	14	14	14	14	14	14	14	14	14	14	163
3	Main Extension Charge		2	2	2	2	2	2	2	2	2	2	2	3	27
4	Service Installation Fees		34	34	34	34	34	34	34	34	34	34	34	34	404
5	Total Cash CIAC		54	54	54	54	54	54	54	54	54	54	54	57	648
6	Property CIAC:														
6	Dist Reservoirs & Standpipes		0	0	0	0	0	0	0	0	0	0	0	0	0
7	T&D Mains		0	0	0	0	0	0	0	0	0	0	0	0	0
8	Services		0	0	0	0	0	0	0	0	0	0	0	0	0
9	Meters/Meter Installation		0	0	0	0	0	0	0	0	0	0	0	0	0
10	Hydrants		0	0	0	0	0	0	0	0	0	0	0	0	0
11	Total Property CIAC		0	0	0	0	0	0	0	0	0	0	0	0	0
12	Total Water CIAC		54	54	54	54	54	54	54	54	54	54	54	57	648
			0.24%	0.24%	0.24%	0.24%	0.24%	0.24%	0.24%	0.24%	0.24%	0.24%	0.24%	0.24%	2.88%
Schedule of Water Amortization of CIAC by Classification- 2005 Adjustments to CIAC Amort-2005 Pomona Park - Water Docket No. 060368-WS Schedule Year Ended: 2005 Historic [x] or Projected []			<input type="text"/> =input field Explanation: Provide Adjustments to CIAC Amortatory Order balances other than changes resulting from CIAC Additions for 2005												Florida Public Service Commission Schedule: A-14 Page: 2, wrk-5 Preparer:
1	Cash CIAC:														
1	Water Treatment Equipment														0
2	Meter Fees														0
3	Main Extension Charge														0
4	Service Installation Fees														0
5	Total Cash CIAC		0	0	0	0	0	0	0	0	0	0	0	0	0
6	Property CIAC:														
6	Dist Reservoirs & Standpipes														0
7	T&D Mains														0
8	Services														0
9	Meters/Meter Installation														0
10	Hydrants														0
11	Total Property CIAC		0	0	0	0	0	0	0	0	0	0	0	0	0
12	Total Water CIAC		0	0	0	0	0	0	0	0	0	0	0	0	0

1.8

Schedule of Water Amortization of CIAC by Classification- 2005 Adjusted Accumulated Amortization of CIAC Balances- 2005		Florida Public Service Commission													
Pomona Park - Water Docket No. 060366-WS Schedule Year Ended: 2005 Historic [] or Projected []		Schedule: A-14 Page: 2, wrk-8 Preparer:													
Line No	Description	(2) Prior Year 12/31/04	(3) 01/31/05	(4) 02/28/05	(5) 03/31/05	(6) 04/30/05	(7) 05/31/05	(8) 06/30/05	(9) 07/31/05	(10) 08/31/05	(11) 09/30/05	(12) 10/31/05	(13) 11/30/05	(14) Test Year End 12/31/05	(15) Average Balance
Explanation: Provide adjusted Accumulated Amortization of CIAC balances by account for the period beginning 12/31/04 through the year ended 12/31/05, and 13 month average.															
1	Cash CIAC:														
2	Water Treatment Equipment	242	247	251	255	260	264	268	273	277	281	286	290	296	269
3	Meter Fees	(389)	(376)	(362)	(349)	(335)	(322)	(308)	(294)	(281)	(267)	(254)	(240)	(226)	(306)
3	Main Extension Charge	71	73	75	78	80	82	84	86	88	91	93	95	98	84
4	Service Installation Fees	8,565	8,598	8,632	8,666	8,699	8,733	8,767	8,800	8,834	8,867	8,901	8,935	8,969	8,767
5	Total Cash CIAC	8,489	8,542	8,596	8,650	8,704	8,757	8,811	8,865	8,919	8,972	9,026	9,080	9,137	8,811
6	Property CIAC:														
6	Dist Reservoirs & Standpipes	0	0	0	0	0	0	0	0	0	0	0	0	0	0
7	T&D Mains	0	0	0	0	0	0	0	0	0	0	0	0	0	0
8	Services	0	0	0	0	0	0	0	0	0	0	0	0	0	0
9	Meters/Meter Installation	0	0	0	0	0	0	0	0	0	0	0	0	0	0
10	Hydrants	0	0	0	0	0	0	0	0	0	0	0	0	0	0
11	Total Property CIAC	0	0	0	0	0	0	0	0	0	0	0	0	0	0
12	Total Water CIAC	8,489	8,542	8,596	8,650	8,704	8,757	8,811	8,865	8,919	8,972	9,026	9,080	9,137	8,811
														FALSE	

85a

Explanation: Provide the Adjusted monthly and average Accumulated Amortization of CIAC balances by classification. If a projected year is employed, provide breakdown for test year, base year and intermediate year also.

Line No.	(1) Description	(2) Prior Year 12/31/04	(3) Jan	(4) Feb	(5) Mar	(6) Apr	(7) May	(8) Jun	(9) Jul	(10) Aug	(11) Sep	(12) Oct	(13) Nov	(14) Test Year End Dec	(15) Average Balance
WATER															
Cash															
1	Water Treatment Equipment	242	247	251	255	260	264	268	273	277	281	286	290	296	269
2	Meter Fees	(389)	(376)	(362)	(349)	(335)	(322)	(308)	(294)	(281)	(267)	(254)	(240)	(226)	(308)
3	Main Extension Charge	71	73	75	78	80	82	84	86	88	91	93	95	98	84
4	Service Installation Fees	8,565	8,598	8,632	8,666	8,699	8,733	8,767	8,800	8,834	8,867	8,901	8,935	8,969	8,767
5	Total Cash	8,489	8,542	8,596	8,650	8,704	8,757	8,811	8,865	8,919	8,972	9,026	9,080	9,137	8,811
Property															
6	Dist Reservoirs & Standpipes	0	0	0	0	0	0	0	0	0	0	0	0	0	0
7	T&D Mains	0	0	0	0	0	0	0	0	0	0	0	0	0	0
8	Services	0	0	0	0	0	0	0	0	0	0	0	0	0	0
9	Meters/Meter Installation	0	0	0	0	0	0	0	0	0	0	0	0	0	0
10	Hydrants	0	0	0	0	0	0	0	0	0	0	0	0	0	0
11	Total Property	0	0	0	0	0	0	0	0	0	0	0	0	0	0
12	Total Water	8,489	8,542	8,596	8,650	8,704	8,757	8,811	8,865	8,919	8,972	9,026	9,080	9,137	8,811
SEWER															
Cash															
13	Treatment & Disposal Equipment	NA	NA	NA	NA	NA	NA	NA	NA	NA	NA	NA	NA	NA	0
14	Other	NA	NA	NA	NA	NA	NA	NA	NA	NA	NA	NA	NA	NA	0
15	Main Extension Charge	NA	NA	NA	NA	NA	NA	NA	NA	NA	NA	NA	NA	NA	0
16	Service Installation Fees	NA	NA	NA	NA	NA	NA	NA	NA	NA	NA	NA	NA	NA	0
17	Total Cash	0	0	0	0	0	0	0	0	0	0	0	0	0	0
Property															
18	Structures & Improvements	NA	NA	NA	NA	NA	NA	NA	NA	NA	NA	NA	NA	NA	0
19	Collection Sewers- Force	NA	NA	NA	NA	NA	NA	NA	NA	NA	NA	NA	NA	NA	0
20	Collection Sewers- Gravity	NA	NA	NA	NA	NA	NA	NA	NA	NA	NA	NA	NA	NA	0
21	Services to Customers	NA	NA	NA	NA	NA	NA	NA	NA	NA	NA	NA	NA	NA	0
22	Lift Stations	NA	NA	NA	NA	NA	NA	NA	NA	NA	NA	NA	NA	NA	0
23	Pumping Equipment	NA	NA	NA	NA	NA	NA	NA	NA	NA	NA	NA	NA	NA	0
24	Reuse Services	NA	NA	NA	NA	NA	NA	NA	NA	NA	NA	NA	NA	NA	0
25	Reuse Transmission & Dist Mains	NA	NA	NA	NA	NA	NA	NA	NA	NA	NA	NA	NA	NA	0
26	Other Plant Misc Equip	NA	NA	NA	NA	NA	NA	NA	NA	NA	NA	NA	NA	NA	0
27	Total Property	0	0	0	0	0	0	0	0	0	0	0	0	0	0
28	Total Sewer	0	0	0	0	0	0	0	0	0	0	0	0	0	0

856

CALCULATE CIAC AMORTIZATION RATES - January thru April 2006		Florida Public Service Commission	
Schedule of Water Amortization of CIAC by Classification - 2006		Schedule: A-12	
Calculate Amortization Rates for Calendar Year 2006		Preparer:	
Pomona Park - Water		Annual Depn Rate	
Docket No. 060388-WS		Monthly Depn Rate	
Schedule Year Ended: 2006			
Historic [X] or Projected []			
Line	Description	Annual Depn Rate	Monthly Depn Rate
1	Cash CIAC:		
2	Capacity Charges	2.81%	0.00%
3	CIAC-1999 Acquisition	2.81%	0.00%
4	Unclaimed Refunds	2.22%	0.24%
5	Main Ext Charge	2.50%	0.21%
6	Serv Install Charge	5.00%	0.42%
7	Meter Fees		
	Total Cash CIAC		
8	Contributed Property	2.70%	0.23%
9	Dist Res & Standpipe	2.22%	0.19%
10	T&D Mains	2.50%	0.21%
11	Meters/Meter Installation	5.00%	0.42%
12	Hydrants	0.00%	0.00%

Explanation: Identify CIAC Amortization Rates based on Annual Report Depreciation Rates

input field

Categories-lines to below

- Water Treatment Equip (see Composite Calc)
- Water Treatment Equip (see Composite Calc)
- Main Extension Charge acct 331.4
- Service Installation Charge acct 333.4
- Meter Fees acct 334.4

86

Line No.	Description	Explanation: Rearrange Amortization Rates for CIAC shown above into new Categories that combine certain data	Annual Depr Rate	Mo Depr Rate
64	Cash CIAC:			
65	Water Treatment Equipment		2.81%	0.00%
66	Meter Fees		5.00%	0.42%
67	Main Extension Charge		2.22%	0.24%
	Service Installation Fees		2.50%	0.21%
	Property CIAC:			
68	Dist Res & Standpipe		2.70%	0.23%
69	T&D Mains		2.22%	0.19%
70	Services		2.50%	0.21%
71	Meters/Meter Installation		5.00%	0.42%
72	Hydrants		0.00%	0.00%



CALCULATE CIAC AMORTIZATION RATES Beginning May 2006 (Start Guideline Lives)

Schedule of Water Amortization of CIAC by Classification- 2006
 Calculate Amortization Rates for Calendar Year 2006

Pomona Park - Water
 Docket No. 060368-WS
 Schedule Year Ended: 2006
 Historic [x] or Projected [x]

Explanation: Identify CIAC Amortization Rates based on Annual Report Depreciation Rates

Florida Public Service Commission

Schedule: A-12
 Page:
 Preparer:

				Annual Depn Rate	Monthly Dep'n Rate
Categories-lines to below					
1	Cash CIAC:				
1	Capacity Charges	271.1	Water Treatment Equip (see Composite Calc)	2.88%	0.24%
2	CIAC-1999 Acquisition	271.3	Water Treatment Equip (see Composite Calc)	2.88%	0.24%
3	Unclaimed Refunds	271.3	Water Treatment Equip (see Composite Calc)	2.88%	0.24%
4	Main Ext Charge	271.3	Main Extension Charge acct 331.4	2.33%	0.19%
5	Serv Install Charge	271.3	Service Installation Charge acct 333.4	2.50%	0.21%
6	Meter Fees	271.3	Meter Fees acct 334.4	5.00%	0.42%
7	Total Cash CIAC				
	Contributed Property	271.2			
8	Dist Res & Standpipe	330.4		2.70%	0.23%
9	T&D Mains	331.4		2.33%	0.19%
10	Services	333.4		2.50%	0.21%
11	Meters/Meter Installation	334.4		5.00%	0.42%
12	Hydrants	335.4		2.22%	0.19%

Composite Rate Calculation		UPIS Balance 4/30/06			Guideline Lives eff 5/00		Depreciation Expense	vs annual Depn pre Guideline
		Adj Bal	Contr Prop	For Comp Calc	Annual	Monthly		
1	INTANGIBLE PLANT							
2	Organization 301.1	0			2.50%			
3	Franchises 302.1				2.50%			
4	Other Plant & Misc. Equipmen 339.1	0			0.00%			
5	SOURCE OF SUPPLY & PUMPING PLANT							
6	Land & Land Rights 303.2	7,229			0.00%			
7	Structures & Improvements 304.2	33,197		33,197	3.13%	0.26%	1,037	1,006
8	Collect. & Impound Reservoirs 305.2	0			2.00%			
9	Lake, River & Other Intakes 306.2	0			2.50%			
10	Wells & Springs 307.2	3,355		3,355		0.28%		
11	Infiltration Galleries & Tunnels 308.2	0			2.50%			
12	Supply Mains 309.2	687		687	2.86%	0.24%	20	20
13	Power Generation Equipment 310.2	45,098		45,098	5.00%	0.42%	2,255	2,255
14	Pumping Equipment 311.2	7,659		7,659	5.00%	0.42%	383	383
15	Other Plant & Misc. Equipmen 339.2	0			5.56%			
16	WATER TREATMENT PLANT							
17	Land & Land Rights 303.3	0			0.00%			
18	Structures & Improvements 304.3	0		0	3.13%	0.26%	0	0
19	Pumping Equipment 311.3	1,401			5.00%			
20	Water Treatment Equipment 320.3	0		0	4.55%	0.38%	0	0
21	Other Plant & Misc. Equipmen 339.3	6,797			5.56%			
22	TRANSMISSION & DISTRIBUTION PLANT							
23	Land & Land Rights 303.4	0			0.00%			
24	Structures & Improvements 304.4	0		0	3.13%	0.26%	0	0
25	Pumping Equipment 311.4	0			5.00%			
26	Distr. Reservoirs & Standpipe 330.4	56,809		56,809	2.70%	0.23%	1,535	1,535
27	Transm. & Distribution Mains 331.4	242,104		242,104	2.33%	0.19%		
28	Services 333.4	7,411		7,411	2.50%	0.21%		
29	Meters & Meter Installations 334.4	12,670		12,670	5.00%	0.42%	634	634
30	Hydrants 335.4	0		0	2.22%	0.19%	0	0
31	Backflow Prevention 336.4	0		0	6.67%			
32	Other Plant & Misc. Equipmen 339.4	0		0	4.00%	0.33%	0	0
33	GENERAL PLANT							
34	Land & Land Rights 303.5	0			0.00%			
35	Structures & Improvements 304.5	0			2.50%			
36	Office Furniture & Equipment 340.5	0			6.67%			
37	Computer Equipment 340.51	0			16.67%			
38	Transportation Equipment 341.5	0			16.67%			
39	Stores Equipment 342.5	0			5.56%			
40	Tools, Shop & Garage Equipm 343.5	0			6.25%			
41	Laboratory Equipment 344.5	0			6.67%			
42	Power Operated Equipment 345.5	0			8.33%			
43	Communication Equipment 346.5	0			10.00%			
44	Miscellaneous Equipment 347.5	0			6.67%			
45	Other Tangible Plant 348.5	0			10.00%			
63	UPIS/Dep Exp Totals and Composite Rate for CIAC Amortization			408,990			11,791	2.88%
				TRUE			11,791	11,510

Line No.	Description	Annual Depr Rate	Mo Depr Rate
64	Cash CIAC: Water Treatment Equipment	2.88%	0.24%
65	Meter Fees	5.00%	0.42%
66	Main Extension Charge	2.33%	0.19%
67	Service Installation Fees	2.50%	0.21%
68	Property CIAC: Dist Res & Standpipe	2.70%	0.23%
69	T&D Mains	2.35%	0.19%
70	Services	2.50%	0.21%
71	Meters/Meter Installation	5.00%	0.42%
72	Hydrants	2.22%	0.19%

Explanation: Rearrange Amortization Rates for CIAC shown above into new Categories that combine certain data

Schedule of Water Amortization of CIAC by Classification- 2006															Florida Public Service Commission	
Adjusted CIAC Balances- 2006															Schedule: A-12	
Pomona Park - Water															Page: 4 of 8	
Docket No. 060368-WS															Preparer:	
Schedule Year Ended: 2006																
Historic [x] or Projected []																
Explanation: Provide Adjusted CIAC balances by account for 2006																
Line No.	Description	(2) 12/31/05	(3) 01/31/06	(4) 02/28/06	(5) 03/31/06	(6) 04/30/06	(7) 05/31/06	(8) 06/30/06	(9) 07/31/06	(10) 08/31/06	(11) 09/30/06	(12) 10/31/06	(13) 11/30/06	(14) 12/31/06	(15) Average Balance	
Cash CIAC:																
1	Water Treatment Equipment	2,559	2,559	2,559	2,559	2,559	2,559	2,559	2,559	2,559	2,559	2,559	2,559	2,559	2,559	2,559
2	Meter Fees	3,351	3,351	3,351	3,351	3,351	3,351	3,351	3,351	3,351	3,351	3,351	3,351	3,351	3,351	3,351
3	Main Extension Charge	1,620	1,620	1,620	1,620	1,620	1,620	1,620	1,620	1,620	1,620	1,620	1,620	1,620	1,620	1,620
4	Service Installation Fees	16,285	16,285	16,285	16,285	16,285	16,285	16,285	16,285	16,285	16,285	16,285	16,285	16,285	16,285	16,285
5	Total Cash CIAC	23,816	23,816	23,816	23,816	23,816	23,816	23,816	23,816	23,816	23,816	23,816	23,816	23,816	23,816	23,816
Property CIAC:																
6	Dist Reservoirs & Standpipes	0	0	0	0	0	0	0	0	0	0	0	0	0	0	0
7	T&D Mains	0	0	0	0	0	0	0	0	0	0	0	0	0	0	0
8	Services	0	0	0	0	0	0	0	0	0	0	0	0	0	0	0
9	Meters/Meter Installation	0	0	0	0	0	0	0	0	0	0	0	0	0	0	0
10	Hydrants	0	0	0	0	0	0	0	0	0	0	0	0	0	0	0
11	Total Property CIAC	0	0	0	0	0	0	0	0	0	0	0	0	0	0	0
12	Total Water CIAC	23,816	23,816	23,816	23,816	23,816	23,816	23,816	23,816	23,816	23,816	23,816	23,816	23,816	23,816	23,816

Schedule of Water Amortization of CIAC by Classification- 2006															Florida Public Service Commission	
CIAC Amortization Rates - 2006															Schedule: A-14	
Pomona Park - Water															Page: 2, wrk-3	
Docket No. 060368-WS															Preparer:	
Schedule Year Ended: 2006																
Historic [x] or Projected []																
Explanation: Provide a Schedule showing Amortization Rates by CIAC Categories for 2006																
Line No.	Description	(2) Annual Rates	(3) Jan	(4) Feb	(5) Mar	(6) Monthly Rates Apr	(7) May	(8) Jun	(9) Jul	(10) Aug	(11) Sep	(12) Oct	(13) Nov	(14) Dec	(15) Guideline Rates	(16) Guideline Lives
Cash CIAC:																
1	Water Treatment Equipment	2.81%	0.23%	0.23%	0.23%	0.23%	0.24%	0.24%	0.24%	0.24%	0.24%	0.24%	0.24%	0.24%	0.24%	2.88%
2	Meter Fees	5.00%	0.42%	0.42%	0.42%	0.42%	0.42%	0.42%	0.42%	0.42%	0.42%	0.42%	0.42%	0.42%	0.42%	5.00%
3	Main Extension Charge	2.22%	0.19%	0.19%	0.19%	0.19%	0.19%	0.19%	0.19%	0.19%	0.19%	0.19%	0.19%	0.19%	0.19%	2.33%
4	Service Installation Fees	2.50%	0.21%	0.21%	0.21%	0.21%	0.21%	0.21%	0.21%	0.21%	0.21%	0.21%	0.21%	0.21%	0.21%	2.50%
Property CIAC:																
6	Dist Reservoirs & Standpipes	2.70%	0.23%	0.23%	0.23%	0.23%	0.23%	0.23%	0.23%	0.23%	0.23%	0.23%	0.23%	0.23%	0.23%	2.70%
7	T&D Mains	2.22%	0.19%	0.19%	0.19%	0.19%	0.19%	0.19%	0.19%	0.19%	0.19%	0.19%	0.19%	0.19%	0.19%	2.33%
8	Services	2.50%	0.21%	0.21%	0.21%	0.21%	0.21%	0.21%	0.21%	0.21%	0.21%	0.21%	0.21%	0.21%	0.21%	2.50%
9	Meters/Meter Installation	5.00%	0.42%	0.42%	0.42%	0.42%	0.42%	0.42%	0.42%	0.42%	0.42%	0.42%	0.42%	0.42%	0.42%	5.00%
10	Hydrants	0.00%	0.00%	0.00%	0.00%	0.00%	0.19%	0.19%	0.19%	0.19%	0.19%	0.19%	0.19%	0.19%	0.19%	2.22%

Schedule of Water Amortization of CIAC by Classification- 2006
 CIAC Amortization- CIAC Balances x Amort Rates- 2006

Florida Public Service Commission

Pomona Park - Water
 Docket No. 060368-WS
 Schedule Year Ended: 2006
 Historic [x] or Projected [x]

Explanation: Provide a Schedule showing additions to CIAC during 2006 from the date of Acquisition

Schedule: A-14
 Page: 2, wrk-4
 Preparer:

Line No.	(1) Description	(2)	(3) Jan	(4) Feb	(5) Mar	(6) Apr	(7) May	(8) Jun	(9) Jul	(10) Aug	(11) Sep	(12) Oct	(13) Nov	(14) Dec	(15) 2006 Total
Cash CIAC:															
1	Water Treatment Equipment		6	6	6	6	6	6	6	6	6	6	6	6	73
2	Meter Fees		14	14	14	14	14	14	14	14	14	14	14	14	168
3	Main Extension Charge		3	3	3	3	3	3	3	3	3	3	3	3	37
4	Service Installation Fees		34	34	34	34	34	34	34	34	34	34	34	34	407
5	Total Cash CIAC		57	57	57	57	57	57	57	57	57	57	57	57	685
Property CIAC:															
6	Dist Reservoirs & Standpipes		0	0	0	0	0	0	0	0	0	0	0	0	0
7	T&D Mains		0	0	0	0	0	0	0	0	0	0	0	0	0
8	Services		0	0	0	0	0	0	0	0	0	0	0	0	0
9	Meters/Meter Installation		0	0	0	0	0	0	0	0	0	0	0	0	0
10	Hydrants		0	0	0	0	0	0	0	0	0	0	0	0	0
11	Total Property CIAC		0	0	0	0	0	0	0	0	0	0	0	0	0
12	Total Water CIAC		57	57	57	57	57	57	57	57	57	57	57	57	685
			0.24%	0.24%	0.24%	0.24%	0.24%	0.24%	0.24%	0.24%	0.24%	0.24%	0.24%	0.24%	2.88%

Schedule of Water Amortization of CIAC by Classification- 2006
 Adjustments to CIAC Amort Bal-2006

Florida Public Service Commission

Pomona Park - Water
 Docket No. 060368-WS
 Schedule Year Ended: 2006
 Historic [x] or Projected [x]

Explanation: Provide Adjustments to CIAC Amendatory Order balances other than changes resulting from CIAC Additions for 2006

Schedule: A-14
 Page: 2, wrk-5
 Preparer:

Line No.	(1) Description	(2)	(3) Jan	(4) Feb	(5) Mar	(6) Apr	(7) May	(8) Jun	(9) Jul	(10) Aug	(11) Sep	(12) Oct	(13) Nov	(14) Dec	(15) 2006 Total
Cash CIAC:															
1	Water Treatment Equipment														0
2	Meter Fees														0
3	Main Extension Charge														0
4	Service Installation Fees														0
5	Total Cash CIAC		0	0	0	0	0	0	0	0	0	0	0	0	0
Property CIAC:															
6	Dist Reservoirs & Standpipes														0
7	T&D Mains														0
8	Services														0
9	Meters/Meter Installation														0
10	Hydrants														0
11	Total Property CIAC		0	0	0	0	0	0	0	0	0	0	0	0	0
12	Total Water CIAC		0	0	0	0	0	0	0	0	0	0	0	0	0

Schedule of Water Amortization of CIAC by Classification- 2006 Adjusted Accum Amort of CIAC Balances- 2006												Florida Public Service Commission			
Pomona Park - Water Docket No. 060368-WS Schedule Year Ended: 2006 Historic [x] or Projected [x]												Explanation: Provide adjusted Accumulated Amortization of CIAC balances by account for the period beginning 12/31/05 through the year ended 12/31/06, and 13 month average.			
												Schedule:	A-14		
												Page:	2, wrk-8		
												Preparer:			
Line No.	Description	(2) 12/31/05	(3) 01/31/06	(4) 02/28/06	(5) 03/31/06	(6) 04/30/06	(7) 05/31/06	(8) 06/30/06	(9) 07/31/06	(10) 08/31/06	(11) 09/30/06	(12) 10/31/06	(13) 11/30/06	(14) Test Year End 12/31/06	(15) Average Balance
Cash CIAC:															
1	Water Treatment Equipment	296	302	308	314	320	326	333	339	345	351	357	363	369	333
2	Meter Fees	(226)	(212)	(198)	(184)	(170)	(156)	(142)	(128)	(114)	(100)	(86)	(72)	(59)	(142)
3	Main Extension Charge	98	101	104	107	110	113	116	119	123	126	129	132	135	116
4	Service Installation Fees	8,969	9,003	9,036	9,070	9,104	9,138	9,172	9,206	9,240	9,274	9,308	9,342	9,376	9,172
5	Total Cash CIAC	9,137	9,194	9,251	9,307	9,364	9,421	9,479	9,536	9,593	9,650	9,707	9,765	9,822	9,479
Property CIAC:															
6	Dist Reservoirs & Standpipes	0	0	0	0	0	0	0	0	0	0	0	0	0	0
7	T&D Mains	0	0	0	0	0	0	0	0	0	0	0	0	0	0
8	Services	0	0	0	0	0	0	0	0	0	0	0	0	0	0
9	Meters/Meter Installation	0	0	0	0	0	0	0	0	0	0	0	0	0	0
10	Hydrants	0	0	0	0	0	0	0	0	0	0	0	0	0	0
11	Total Property CIAC	0	0	0	0	0	0	0	0	0	0	0	0	0	0
12	Total Water CIAC	9,137	9,194	9,251	9,307	9,364	9,421	9,479	9,536	9,593	9,650	9,707	9,765	9,822	9,479
														9,822	

1.1.06

Explanation: Provide the Adjusted monthly and average Accumulated Amortization of CIAC balances by classification. If a projected year is employed, provide breakdown for test year, base year and intermediate year also.

Line No.	(1) Description	(2) Prior Year 12/31/05	(3) Jan	(4) Feb	(5) Mar	(6) Apr	(7) May	(8) Jun	(9) Jul	(10) Aug	(11) Sep	(12) Oct	(13) Nov	(14) Test Year End Dec	(15) Average Balance
WATER															
Cash															
1	Water Treatment Equipment	296	302	308	314	320	326	333	339	345	351	357	363	369	333
2	Meter Fees	(226)	(212)	(198)	(184)	(170)	(156)	(142)	(128)	(114)	(100)	(86)	(72)	(59)	(142)
3	Main Extension Charge	98	101	104	107	110	113	116	119	123	126	129	132	135	116
4	Service Installation Fees	8,969	9,003	9,036	9,070	9,104	9,138	9,172	9,206	9,240	9,274	9,308	9,342	9,376	9,172
5	Total Cash	9,137	9,194	9,251	9,307	9,364	9,421	9,479	9,536	9,593	9,650	9,707	9,765	9,822	9,479
Property															
6	Dist Reservoirs & Standpipes	0	0	0	0	0	0	0	0	0	0	0	0	0	0
7	T&D Mains	0	0	0	0	0	0	0	0	0	0	0	0	0	0
8	Services	0	0	0	0	0	0	0	0	0	0	0	0	0	0
9	Meters/Meter Installation	0	0	0	0	0	0	0	0	0	0	0	0	0	0
10	Hydrants	0	0	0	0	0	0	0	0	0	0	0	0	0	0
11	Total Property	0	0	0	0	0	0	0	0	0	0	0	0	0	0
12	Total Water	9,137	9,194	9,251	9,307	9,364	9,421	9,479	9,536	9,593	9,650	9,707	9,765	9,822	9,479
SEWER															
Cash															
13	Treatment & Disposal Equipment	NA	NA	NA	NA	NA	NA	NA	NA	NA	NA	NA	NA	NA	0
14	Other	NA	NA	NA	NA	NA	NA	NA	NA	NA	NA	NA	NA	NA	0
15	Main Extension Charge	NA	NA	NA	NA	NA	NA	NA	NA	NA	NA	NA	NA	NA	0
16	Service Installation Fees	NA	NA	NA	NA	NA	NA	NA	NA	NA	NA	NA	NA	NA	0
17	Total Cash	0	0	0	0	0	0	0	0	0	0	0	0	0	0
Property															
18	Structures & Improvements	NA	NA	NA	NA	NA	NA	NA	NA	NA	NA	NA	NA	NA	0
19	Collection Sewers- Force	NA	NA	NA	NA	NA	NA	NA	NA	NA	NA	NA	NA	NA	0
20	Collection Sewers- Gravity	NA	NA	NA	NA	NA	NA	NA	NA	NA	NA	NA	NA	NA	0
21	Services to Customers	NA	NA	NA	NA	NA	NA	NA	NA	NA	NA	NA	NA	NA	0
22	Lift Stations	NA	NA	NA	NA	NA	NA	NA	NA	NA	NA	NA	NA	NA	0
23	Pumping Equipment	NA	NA	NA	NA	NA	NA	NA	NA	NA	NA	NA	NA	NA	0
24	Reuse Services	NA	NA	NA	NA	NA	NA	NA	NA	NA	NA	NA	NA	NA	0
25	Reuse Transmission & Dist Mains	NA	NA	NA	NA	NA	NA	NA	NA	NA	NA	NA	NA	NA	0
26	Other Plant Misc Equip	NA	NA	NA	NA	NA	NA	NA	NA	NA	NA	NA	NA	NA	0
27	Total Property	0	0	0	0	0	0	0	0	0	0	0	0	0	0
28	Total Sewer	0	0	0	0	0	0	0	0	0	0	0	0	0	0

946

CALCULATE CIAC AMORTIZATION RATES- January thru December 2007

Schedule of Water Amortization of CIAC by Classification- 2007
 Calculate Amortization Rates for Calendar Year 2005

Florida Public Service Commission

Pomona Park - Water
 Docket No. 060368-WS
 Schedule Year Ended: 2007
 Historic [] or Projected [X]

Explanation: Identify CIAC Amortization Rates based on Annual Report Depreciation Rates

Schedule: A-12
 Page:
 Preparer:

=input field

						Annual Depn Rate	Monthly Dep'n Rate
Categories-lines to below							
	Cash CIAC:						
1	Capacity Charges	271.1	Water Treatment Equip (see Composite Calc)			2.83%	0.24%
2	CIAC-1999 Acquisition	271.3	Water Treatment Equip (see Composite Calc)			2.83%	0.24%
3	Unclaimed Refunds	271.3	Water Treatment Equip (see Composite Calc)			2.83%	0.24%
4	Main Ext Charge	271.3	Main Extension Charge	acct 331.4		2.33%	0.24%
5	Serv Install Charge	271.3	Service Installation Charge	acct 333.4		2.50%	0.21%
6	Meter Fees	271.3	Meter Fees	acct 334.4		5.00%	0.42%
7	Total Cash CIAC						
	Contributed Property	271.2					
8	Dist Res & Standpipe	330.4				2.70%	0.23%
9	T&D Mains	331.4				2.33%	0.19%
10	Services	333.4				2.50%	0.21%
11	Meters/Meter Installation	334.4				5.00%	0.42%
12	Hydrants	335.4				2.22%	0.19%

95

Composite Rate Calculation:		UPFS Balance 12/31/06		Composite Rate	
INTANGIBLE PLANT	Adj Bal	Cont Prop	For Comp	Annual	Monthly
1	301.1	0	0	2.50%	0.21%
2	302.1	0	0	2.50%	0.21%
3	301.1	0	0	2.50%	0.21%
4	302.1	0	0	2.50%	0.21%
5	302.1	0	0	2.50%	0.21%
6	303.2	7,229	35,520	0.00%	0.26%
7	304.2	35,520	35,520	0.00%	0.26%
8	305.2	0	0	2.00%	1.110
9	306.2	0	0	2.50%	0.28%
10	307.2	3,355	3,355	2.50%	0.28%
11	308.2	0	0	2.50%	0.24%
12	309.2	687	687	2.86%	0.24%
13	310.2	45,098	45,098	5.00%	0.42%
14	311.2	7,659	7,659	5.00%	0.42%
15	309.2	0	0	5.56%	0.38%
16	303.3	0	0	0.00%	0.26%
17	303.3	0	0	0.00%	0.26%
18	304.3	0	0	3.13%	0.26%
19	311.3	1,401	0	5.00%	0.38%
20	320.3	0	0	4.55%	0.38%
21	339.3	6,797	0	5.56%	0.38%
22	303.4	0	0	0.00%	0.26%
23	304.4	0	0	0.00%	0.26%
24	304.4	0	0	3.13%	0.26%
25	311.4	0	0	5.00%	0.26%
26	330.4	56,809	56,809	2.70%	0.23%
27	331.4	288,050	288,050	2.33%	0.19%
28	333.4	7,411	7,411	2.50%	0.21%
29	333.4	13,797	13,797	5.00%	0.42%
30	335.4	0	0	2.22%	0.19%
31	335.4	0	0	6.67%	0.53%
32	339.4	0	0	4.00%	0.33%
33	303.5	0	0	0.00%	0.00%
34	304.5	0	0	0.00%	0.00%
35	304.5	0	0	2.50%	0.21%
36	340.5	0	0	6.67%	0.53%
37	340.51	0	0	16.67%	1.33%
38	341.5	0	0	16.67%	1.33%
39	342.5	0	0	5.56%	0.45%
40	343.5	0	0	6.25%	0.50%
41	344.5	0	0	6.67%	0.53%
42	345.5	0	0	8.33%	0.69%
43	346.5	0	0	10.00%	0.83%
44	347.5	0	0	6.67%	0.53%
45	348.5	0	0	10.00%	0.83%
63	458,386	458,386	458,386	2.83%	2.29%

275

		Explanation: Rearrange Amortization Rates for CIAC shown above into new Categories that combine certain data																		
Line No.	Description					Annual Depr Rate	Mo Depr Rate													
	Cash CIAC:																			
64	Water Treatment Equipment					2.83%	0.24%													
65	Meter Fees					5.00%	0.42%													
66	Main Extension Charge					2.33%	0.24%													
67	Service Installation Fees					2.50%	0.21%													
	Property CIAC:																			
68	Dist Res & Standpipe					2.70%	0.23%													
69	T&D Mains					2.33%	0.19%													
70	Services					2.50%	0.21%													
71	Meters/Meter Installation					5.00%	0.42%													
72	Hydrants					2.22%	0.19%													

LB

Schedule of Water Amortization of CIAC by Classification- 2007 Adjusted CIAC Balances- 2007													Florida Public Service Commission		
Pomona Park - Water Docket No. 060368-WS Schedule Year Ended: 2007 Historic [] or Projected [X]													Schedule: A-12 Page: 4 of 8 Preparer:		
Explanation: Provide Adjusted CIAC balances by account for 2007															
Line No.	Description	(2) 12/31/06	(3) 01/31/07	(4) 02/28/07	(5) 03/31/07	(6) 04/30/07	(7) 05/31/07	(8) 06/30/07	(9) 07/31/07	(10) 08/31/07	(11) 09/30/07	(12) 10/31/07	(13) 11/30/07	(14) 12/31/07	(15) Average Balance
Cash CIAC															
1	Water Treatment Equipment	2,559	2,559	2,559	2,559	2,559	2,559	2,559	2,559	2,559	2,559	2,559	2,559	2,559	2,559
2	Meter Fees	3,351	3,351	3,351	3,351	3,351	3,351	3,351	3,351	3,351	3,351	3,351	3,351	3,351	3,351
3	Main Extension Charge	1,620	1,620	1,620	1,620	1,620	1,620	1,620	1,620	1,620	1,620	1,620	1,620	1,620	1,620
4	Service Installation Fees	16,285	16,285	16,285	16,285	16,285	16,285	16,285	16,285	16,285	16,285	16,285	16,285	16,285	16,285
5	Total Cash CIAC	23,816	23,816	23,816	23,816	23,816	23,816	23,816	23,816	23,816	23,816	23,816	23,816	23,816	23,816
Property CIAC															
6	Dist Reservoirs & Standpipes	0	0	0	0	0	0	0	0	0	0	0	0	0	0
7	T&D Mains	0	0	0	0	0	0	0	0	0	0	0	0	0	0
8	Services	0	0	0	0	0	0	0	0	0	0	0	0	0	0
9	Meters/Meter Installation	0	0	0	0	0	0	0	0	0	0	0	0	0	0
10	Hydrants	0	0	0	0	0	0	0	0	0	0	0	0	0	0
11	Total Property CIAC	0	0	0	0	0	0	0	0	0	0	0	0	0	0
12	Total Water CIAC	23,816	23,816	23,816	23,816	23,816	23,816	23,816	23,816	23,816	23,816	23,816	23,816	23,816	23,816
Schedule of Water Amortization of CIAC by Classification- 2007 CIAC Amortization Rates - 2005													Florida Public Service Commission		
Pomona Park - Water Docket No. 060368-WS Schedule Year Ended: 2007 Historic [] or Projected [X]													Schedule: A-14 Page: 2, wrk-3 Preparer:		
Explanation: Provide a Schedule showing Amortization Rates by CIAC Categories															
Line No.	Description	(2) Annual Rates	(3) Jan	(4) Feb	(5) Mar	(6) Monthly Rates Apr	(7) May	(8) Jun	(9) Jul	(10) Aug	(11) Sep	(12) Oct	(13) Nov	(14) Dec	
Cash CIAC:															
1	Water Treatment Equipment	2.83%	0.24%	0.24%	0.24%	0.24%	0.24%	0.24%	0.24%	0.24%	0.24%	0.24%	0.24%	0.24%	
2	Meter Fees	5.00%	0.42%	0.42%	0.42%	0.42%	0.42%	0.42%	0.42%	0.42%	0.42%	0.42%	0.42%	0.42%	
3	Main Extension Charge	2.33%	0.24%	0.24%	0.24%	0.24%	0.24%	0.24%	0.24%	0.24%	0.24%	0.24%	0.24%	0.24%	
4	Service Installation Fees	2.50%	0.21%	0.21%	0.21%	0.21%	0.21%	0.21%	0.21%	0.21%	0.21%	0.21%	0.21%	0.21%	
Property CIAC:															
6	Dist Reservoirs & Standpipes	2.70%	0.23%	0.23%	0.23%	0.23%	0.23%	0.23%	0.23%	0.23%	0.23%	0.23%	0.23%	0.23%	
7	T&D Mains	2.33%	0.19%	0.19%	0.19%	0.19%	0.19%	0.19%	0.19%	0.19%	0.19%	0.19%	0.19%	0.19%	
8	Services	2.50%	0.21%	0.21%	0.21%	0.21%	0.21%	0.21%	0.21%	0.21%	0.21%	0.21%	0.21%	0.21%	
9	Meters/Meter Installation	5.00%	0.42%	0.42%	0.42%	0.42%	0.42%	0.42%	0.42%	0.42%	0.42%	0.42%	0.42%	0.42%	
10	Hydrants	2.22%	0.19%	0.19%	0.19%	0.19%	0.19%	0.19%	0.19%	0.19%	0.19%	0.19%	0.19%	0.19%	

Schedule of Water Amortization of CIAC by Classification- 2007		Florida Public Service Commission													
CIAC Amortization-2007		Schedule: A-14													
Pomona Park - Water		Page: 2, wrk-4													
Docket No. 060368-WS		Preparer:													
Schedule Year Ended: 2007															
Historic [] or Projected [X]															
Line No.	(1) Description	(2)	(3) Jan	(4) Feb	(5) Mar	(6) Apr	(7) May	(8) Jun	(9) Jul	(10) Aug	(11) Sep	(12) Oct	(13) Nov	(14) Dec	(15) 2007 Total
1	Cash CIAC:														
2	Water Treatment Equipment		6	6	6	6	6	6	6	6	6	6	6	6	73
3	Meter Fees		14	14	14	14	14	14	14	14	14	14	14	14	168
4	Main Extension Charge		4	4	4	4	4	4	4	4	4	4	4	4	46
5	Service Installation Fees		34	34	34	34	34	34	34	34	34	34	34	34	407
6	Total Cash CIAC		58	58	58	58	58	58	58	58	58	58	58	58	693
7	Property CIAC:														
8	Dist Reservoirs & Standpipes		0	0	0	0	0	0	0	0	0	0	0	0	0
9	T&D Mains		0	0	0	0	0	0	0	0	0	0	0	0	0
10	Services		0	0	0	0	0	0	0	0	0	0	0	0	0
11	Meters/Meter Installation		0	0	0	0	0	0	0	0	0	0	0	0	0
12	Hydrants		0	0	0	0	0	0	0	0	0	0	0	0	0
13	Total Property CIAC		0	0	0	0	0	0	0	0	0	0	0	0	0
14	Total Water CIAC		58	58	58	58	58	58	58	58	58	58	58	58	693
			0.24%	0.24%	0.24%	0.24%	0.24%	0.24%	0.24%	0.24%	0.24%	0.24%	0.24%	0.24%	2.91%
Schedule of Water Amortization of CIAC by Classification- 2007		Florida Public Service Commission													
Adjustments to CIAC Amort Bal-2007		Schedule: A-14													
Pomona Park - Water		Page: 2, wrk-5													
Docket No. 060368-WS		Preparer:													
Schedule Year Ended: 2007															
Historic [] or Projected [X]															
Line No.	(1) Description	(2)	(3) Jan	(4) Feb	(5) Mar	(6) Apr	(7) May	(8) Jun	(9) Jul	(10) Aug	(11) Sep	(12) Oct	(13) Nov	(14) Dec	(15) 2007 Total
1	Cash CIAC:														
2	Water Treatment Equipment		0	0	0	0	0	0	0	0	0	0	0	0	0
3	Meter Fees		0	0	0	0	0	0	0	0	0	0	0	0	0
4	Main Extension Charge		0	0	0	0	0	0	0	0	0	0	0	0	0
5	Service Installation Fees		0	0	0	0	0	0	0	0	0	0	0	0	0
6	Total Cash CIAC		0	0	0	0	0	0	0	0	0	0	0	0	0
7	Property CIAC:														
8	Dist Reservoirs & Standpipes		0	0	0	0	0	0	0	0	0	0	0	0	0
9	T&D Mains		0	0	0	0	0	0	0	0	0	0	0	0	0
10	Services		0	0	0	0	0	0	0	0	0	0	0	0	0
11	Meters/Meter Installation		0	0	0	0	0	0	0	0	0	0	0	0	0
12	Hydrants		0	0	0	0	0	0	0	0	0	0	0	0	0
13	Total Property CIAC		0	0	0	0	0	0	0	0	0	0	0	0	0
14	Total Water CIAC		0	0	0	0	0	0	0	0	0	0	0	0	0



Schedule of Water Amortization of CIAC by Classification- 2007 Adjusted Accum Amort of CIAC Balances- 2007												Florida Public Service Commission			
Pomona Park - Water Docket No. 060368-WS Schedule Year Ended: 2007 Historic [] or Projected [X]												Schedule: A-14 Page: 2, wrk-8			
Explanation: Provide adjusted Accumulated Amortization of CIAC balances by account for the period beginning 12/31/06 through the year ended 12/31/07, and 13 month average.												Preparer:			
Line No	Description	(2) 12/31/06	(3) 01/31/07	(4) 02/28/07	(5) 03/31/07	(6) 04/30/07	(7) 05/31/07	(8) 06/30/07	(9) 07/31/07	(10) 08/31/07	(11) 09/30/07	(12) 10/31/07	(13) 11/30/07	(14) 12/31/07	(15) Average Balance
Cash CIAC:															
1	Water Treatment Equipment	369	375	381	388	394	400	406	412	418	424	430	436	442	406
2	Meter Fees	(59)	(45)	(31)	(17)	(3)	11	25	39	53	67	81	95	109	25
3	Main Extension Charge	135	139	143	147	151	154	158	162	166	170	174	178	181	158
4	Service Installation Fees	9,376	9,410	9,444	9,478	9,511	9,545	9,579	9,613	9,647	9,681	9,715	9,749	9,783	9,579
5	Total Cash CIAC	9,822	9,880	9,937	9,995	10,053	10,111	10,168	10,226	10,284	10,342	10,400	10,457	10,515	10,168
Property CIAC:															
6	Dist Reservoirs & Standpipes	0	0	0	0	0	0	0	0	0	0	0	0	0	0
7	T&D Mains	0	0	0	0	0	0	0	0	0	0	0	0	0	0
8	Services	0	0	0	0	0	0	0	0	0	0	0	0	0	0
9	Meters/Meter Installation	0	0	0	0	0	0	0	0	0	0	0	0	0	0
10	Hydrants	0	0	0	0	0	0	0	0	0	0	0	0	0	0
11	Total Property CIAC	0	0	0	0	0	0	0	0	0	0	0	0	0	0
12	Total Water CIAC	9,822	9,880	9,937	9,995	10,053	10,111	10,168	10,226	10,284	10,342	10,400	10,457	10,515	10,168

1000

Schedule of Accumulated Amortization of CIAC by Classification

Florida Public Service Commission

Test Year Average Balance
 Pomona Park
 Docket No. 060368-WS
 Test Year Ending 12/31/07

Schedule: A-14
 Page: 5 of 5
 Preparer: Robert M. Griffin

Explanation: Provide the Adjusted monthly and average Accumulated Amortization of CIAC balances by classification. If a projected year is employed, provide breakdown for test year, base year and intermediate year also.

Line No.	(1) Description	(2) Prior Year 12/31/06	(3) Jan	(4) Feb	(5) Mar	(6) Apr	(7) May	(8) Jun	(9) Jul	(10) Aug	(11) Sep	(12) Oct	(13) Nov	(14) Test Year End Dec	(15) Average Balance
WATER															
Cash															
1	Water Treatment Equipment	369	375	381	388	394	400	406	412	418	424	430	436	442	406
2	Meter Fees	(59)	(45)	(31)	(17)	(3)	11	25	39	53	67	81	95	109	25
3	Main Extension Charge	135	139	143	147	151	154	158	162	166	170	174	178	181	158
4	Service Installation Fees	9,376	9,410	9,444	9,478	9,511	9,545	9,579	9,613	9,647	9,681	9,715	9,749	9,783	9,579
5	Total Cash	9,822	9,880	9,937	9,995	10,053	10,111	10,168	10,226	10,284	10,342	10,400	10,457	10,515	10,168
Property															
6	Dist Reservoirs & Standpipes	0	0	0	0	0	0	0	0	0	0	0	0	0	0
7	T&D Mains	0	0	0	0	0	0	0	0	0	0	0	0	0	0
8	Services	0	0	0	0	0	0	0	0	0	0	0	0	0	0
9	Meters/Meter Installation	0	0	0	0	0	0	0	0	0	0	0	0	0	0
10	Hydrants	0	0	0	0	0	0	0	0	0	0	0	0	0	0
11	Total Property	0	0	0	0	0	0	0	0	0	0	0	0	0	0
12	Total Water	9,822	9,880	9,937	9,995	10,053	10,111	10,168	10,226	10,284	10,342	10,400	10,457	10,515	10,168
SEWER															
Cash															
13	Treatment & Disposal Equipment	NA	NA	NA	NA	NA	NA	NA	NA	NA	NA	NA	NA	NA	0
14	Other	NA	NA	NA	NA	NA	NA	NA	NA	NA	NA	NA	NA	NA	0
15	Main Extension Charge	NA	NA	NA	NA	NA	NA	NA	NA	NA	NA	NA	NA	NA	0
16	Service Installation Fees	NA	NA	NA	NA	NA	NA	NA	NA	NA	NA	NA	NA	NA	0
17	Total Cash	0	0	0	0	0	0	0	0	0	0	0	0	0	0
Property															
18	Structures & Improvements	NA	NA	NA	NA	NA	NA	NA	NA	NA	NA	NA	NA	NA	0
19	Collection Sewers- Force	NA	NA	NA	NA	NA	NA	NA	NA	NA	NA	NA	NA	NA	0
20	Collection Sewers- Gravity	NA	NA	NA	NA	NA	NA	NA	NA	NA	NA	NA	NA	NA	0
21	Services to Customers	NA	NA	NA	NA	NA	NA	NA	NA	NA	NA	NA	NA	NA	0
22	Lift Stations	NA	NA	NA	NA	NA	NA	NA	NA	NA	NA	NA	NA	NA	0
23	Pumping Equipment	NA	NA	NA	NA	NA	NA	NA	NA	NA	NA	NA	NA	NA	0
24	Reuse Services	NA	NA	NA	NA	NA	NA	NA	NA	NA	NA	NA	NA	NA	0
25	Reuse Transmission & Dist Mains	NA	NA	NA	NA	NA	NA	NA	NA	NA	NA	NA	NA	NA	0
26	Other Plant Misc Equip	NA	NA	NA	NA	NA	NA	NA	NA	NA	NA	NA	NA	NA	0
27	Total Property	0	0	0	0	0	0	0	0	0	0	0	0	0	0
28	Total Sewer	0	0	0	0	0	0	0	0	0	0	0	0	0	0

1001