

FPSC FORM 423-1

MONTHLY REPORT OF COST AND QUALITY OF FUEL FOR ELECTRIC PLANTS
ORIGIN, VOLUME, DELIVERED PRICE AND AS RECEIVED QUALITY

1. REPORTING MONTH: 11/2007
2. REPORTING COMPANY: FLORIDA POWER CORPORATION

DECLASSIFIED CONFIDENTIAL

3. NAME, TITLE, TELEPHONE NUMBER OF CONTACT PERSON CONCERNING DATA
SUBMITTED ON THIS FORM: JILL ALLYSON BUS. FIN. ANALYST (919) 546-7949

4. SIGNATURE OF OFFICIAL SUBMITTED REPORT: *[Signature]*
JOEL RUTLEDGE
LEAD BUS. FIN. ANALYST

5. DATE COMPLETED: 01/14/2008

080001-EI

LINE NO.	PLANT NAME	SUPPLIER NAME	SHIPPING POINT	PURCHASE TYPE	DELIVERY LOCATION	DELIVERY DATE	TYPE OIL	SULFUR CONTENT (%)	BTU CONTENT (Btu/gal)	VOLUME (Bbls)	DELIVERED PRICE (\$/Bbl)
(a)	(b)	(c)	(d)	(e)	(f)	(g)	(h)	(i)	(j)	(k)	(l)
1	Anclote	Transfer Facility	Martin Gas Terminal	N/A	FOB PLANT	11/2007		0.44	137,879	692	\$(1.6480)
2	Bartow Steam Plant	RIO Energy International Inc.	Houston, TX	MTC	FOB TERMINAL	11/2007		1.22	157,318	458,679	\$59.5247
3	Bayboro Peakers	Transfer Facility	Martin Gas Terminal	N/A	FOB PLANT	11/2007		0.44	137,879	4,967	\$7.2231
4	Crystal River	Central Oil Company Inc.	Tampa, FL	S	FOB PLANT	11/2007		0.00	136,874	154	\$48.0193
5	Crystal River	Transfer Facility	Martin Gas Terminal	N/A	FOB PLANT	11/2007		0.44	137,879	6,365	\$2.9907
6	Intersession City Peakers	BP Products North America Inc	Central Florida Pipeline, FL	MTC	FOB PLANT	11/2007		0.01	136,794	15,150	\$116.4855
7	Martin Gas Terminal	Martin Product Sales	Houston, TX	S	FOB TERMINAL	11/2007		0.43	138,415	45,381	\$110.2827
8	Suwannee Steam Plant	RIO Energy International Inc.	St. Marks, FL	MTC	FOB PLANT	11/2007		0.94	158,300	1,438	\$70.5671

DECLASSIFIED

03/24/2010 kmf

DOCUMENT NUMBER-DATE

00753 JAN 30 08

[Signature]

FPSC-COMMISSION CLERK

FPSC FORM 423-1(A)

MONTHLY REPORT OF COST AND QUALITY OF FUEL FOR ELECTRIC PLANTS
ORIGIN, VOLUME, DELIVERED PRICE AND AS RECEIVED QUALITY

**SPECIFIED
CONFIDENTIAL**

1. REPORTING MONTH: 11/2007
2. REPORTING COMPANY: FLORIDA POWER CORPORATION

3. NAME, TITLE, TELEPHONE NUMBER OF CONTACT PERSON CONCERNING DATA
SUBMITTED ON THIS FORM: JILL ALLYSON BUS. FIN. ANALYST (919) 546-7949

4. SIGNATURE OF OFFICIAL SUBMITTED REPORT: 
JOEL RUTLEDGE
LEAD BUS. FIN. ANALYST

5. DATE COMPLETED: 01/14/2008

DECLASSIFIED

LINE NO.	PLANT NAME	SUPPLIER NAME	DELIVERY LOCATION	DELIVERY DATE	TYPE OIL	VOLUME (Bbbls)	INVOICE PRICE	INVOICE AMOUNT	DISCOUNT	NET AMOUNT	NET PRICE	QUALITY ADJUST	EFFECTIVE PURCHASE PRICE	TRANSPORT TO TERMINAL	ADDITIONAL TRANSPORT	OTHER CHARGES	DELIVERED PRICE
							(\$/Bbls)	(\$)	(\$)	(\$)	(\$/Bbls)	(\$/Bbls)	(\$/Bbls)	(\$/Bbls)	(\$/Bbls)	(\$/Bbls)	(\$/Bbls)
1	Anclote	Transfer Facility	FOB PLANT	11/2007		692	\$0.00	\$0.00	\$0.00	\$0.00	\$0.00	\$0.00	\$2.70	\$0.00	\$2.70	\$(4.35)	\$(1.65)
2	Bartow Steam Plant	RIO Energy International Inc.	FOB TERMINAL	11/2007		458,679	\$74.57	\$34,203,916.17	\$0.00	\$34,203,916.17	\$74.57	\$0.36	\$74.93	\$0.39	\$0.00	\$(15.79)	\$59.52
3	Bayboro Peakers	Transfer Facility	FOB PLANT	11/2007		4,967	\$0.01	\$27.50	\$0.00	\$27.50	\$0.01	\$0.00	\$8.22	\$0.00	\$8.22	\$(1.00)	\$7.22
4	Crystal River	Central Oil Company Inc.	FOB PLANT	11/2007		154	\$121.69	\$18,691.21	\$0.00	\$18,691.21	\$121.69	\$0.00	\$121.69	\$5.51	\$0.00	\$(80.18)	\$48.02
5	Crystal River	Transfer Facility	FOB PLANT	11/2007		6,365	\$0.00	\$0.00	\$0.00	\$0.00	\$0.00	\$0.00	\$3.92	\$0.00	\$3.92	\$(0.93)	\$2.99
6	Intersession City Peakers	BP Products North America Inc	FOB PLANT	11/2007		15,150	\$117.88	\$1,785,870.45	\$0.00	\$1,785,870.45	\$117.88	\$0.00	\$117.88	\$0.00	\$0.00	\$(11.39)	\$116.49
7	Martin Gas Terminal	Martin Product Sales	FOB TERMINAL	11/2007		45,381	\$107.62	\$4,884,099.68	\$0.00	\$4,884,099.68	\$107.62	\$0.00	\$107.62	\$2.58	\$0.00	\$0.08	\$110.28
8	Suwannee Steam Plant	RIO Energy International Inc.	FOB PLANT	11/2007		1,438	\$70.57	\$101,505.14	\$0.00	\$101,505.14	\$70.57	\$0.00	\$70.57	\$0.00	\$0.00	\$0.00	\$70.57

DOCUMENT NUMBER-DATE
00753 JAN 30 08
FPSC-COMMISSION CLERK

**MONTHLY REPORT OF COST AND QUALITY OF COAL FOR ELECTRIC PLANTS
ORIGIN, TONNAGE, DELIVERED PRICE AND AS RECEIVED QUALITY**

**SPECIFIED
CONFIDENTIAL**

1. Report for: Mo. 11/2007
 2. Reporting Company: Florida Power Corporation
 3. Plant Name: Crystal River 1 & 2

4. NAME, TITLE, TELEPHONE NUMBER OF CONTACT PERSON CONCERNING DATA
 SUBMITTED ON THIS FORM: Jon Putnam, Business Financial Analyst, (919) 546-6368

5. Signature of Official Submitting Report : Joel Rutledge
 Joel Rutledge - Lead Business Financial Analyst

6. DATE COMPLETED: 1/14/2008


Line No.	Supplier Name	Mine Location	Purchase Type	Transportation Mode	Tons	Effective Purchase Price (\$/Ton)	Total Transportation Cost (\$/Ton)	F.O.B. Plant Price (\$/Ton)	As Received Coal Quality			
									Percent Sulfur (%)	Btu Content (Btu/lb)	Percent Ash (%)	Percent Moisture (%)
(a)	(b)	(c)	(d)	(e)	(f)	(g)	(h)	(i)	(j)	(k)	(l)	(m)
1	B&W Resources Inc	8, KY, 51	MTC	UR	34,400	\$53.97	\$27.24	\$81.22	0.98	12,543	10.05	5.41
2	CAM Mining LLC	8, KY, 195	MTC	UR	34,659	\$57.18	\$27.39	\$84.58	1.02	12,463	10.68	6.19
3	Consol Energy Sales Company	8, KY, 119	MTC	UR	46,021	\$54.35	\$27.42	\$81.77	1.20	12,695	8.17	7.01
4	Constellation Energy Commodities Group Inc.	8, KY, 13	MTC	UR	11,075	\$52.73	\$28.27	\$81.01	1.16	12,631	8.38	6.30
5	Constellation Energy Commodities Group Inc.	8, KY, 71	MTC	UR	11,755	\$53.55	\$28.38	\$81.93	1.24	12,825	8.54	6.30
6	ICG LLC	8, KY, 119	MTC	UR	11,343	\$49.73	\$27.39	\$77.12	1.17	12,615	8.51	6.71
7	Massey Utility Sales Company	8, KY, 195	MTC	UR	21,945	\$51.63	\$27.40	\$79.03	1.03	12,128	10.47	7.97
8	Trinity Coal Marketing LLC	8, KY, 193	LTC	UR	34,879	\$52.67	\$27.41	\$80.08	0.95	12,357	10.45	6.80

**MONTHLY REPORT OF COST AND QUALITY OF COAL FOR ELECTRIC PLANTS
ORIGIN, TONNAGE, DELIVERED PRICE AND AS RECEIVED QUALITY**

**SPECIFIED
CONFIDENTIAL**

1. Report for: Mo. 11/2007
 2. Reporting Company: Florida Power Corporation
 3. Plant Name: Crystal River 4 & 5

4. NAME, TITLE, TELEPHONE NUMBER OF CONTACT PERSON CONCERNING DATA
 SUBMITTED ON THIS FORM: Jon Putnam, Business Financial Analyst, (919) 546-6368

5. Signature of Official Submitting Report : 
 Joel Rutledge - Lead Business Financial Analyst

6. DATE COMPLETED: 1/14/2008

Line No.	Supplier Name	Mine Location	Purchase Type	Transportation Mode	Tons	Effective Purchase Price (\$/Ton)	Total Transportation Cost (\$/Ton)	F.O.B. Plant Price (\$/Ton)	As Received Coal Quality			
									Percent Sulfur (%)	Btu Content (Btu/lb)	Percent Ash (%)	Percent Moisture (%)
(a)	(b)	(c)	(d)	(e)	(f)	(g)	(h)	(i)	(j)	(k)	(l)	(m)
1	Massey Utility Sales Company	8, WV, 5	MTC	UR	46,026	\$64.57	\$30.52	\$95.09	0.69	12,794	11.34	5.03
2	MC Mining LLC	8, KY, 195	MTC	UR	22,179	\$63.67	\$28.67	\$92.35	0.59	12,675	8.54	6.74
3	SSM Coal Americas LLC	8, WV, 45	S	UR	10,659	\$43.24	\$31.55	\$74.80	0.68	12,813	10.92	4.39
4	Transfer Facility	N/A	N/A	GB	112,094	\$59.46	\$10.45	\$69.91	0.63	11,874	7.05	10.83
5	Transfer Facility	N/A	N/A	GB	64,997	\$55.80	\$6.71	\$62.51	0.54	11,479	5.21	12.54
6	Transfer Facility	N/A	N/A	GB	46,372	\$74.40	\$7.81	\$82.21	0.66	12,238	9.79	8.31

DECLASSIFIED

**MONTHLY REPORT OF COST AND QUALITY OF COAL FOR ELECTRIC PLANTS
ORIGIN, TONNAGE, DELIVERED PRICE AND AS RECEIVED QUALITY**

**SPECIFIED
CONFIDENTIAL**

1. Report for: Mo. 11/2007
 2. Reporting Company: Florida Power Corporation
 3. Plant Name: Transfer Facility - IMT

4. NAME, TITLE, TELEPHONE NUMBER OF CONTACT PERSON CONCERNING DATA
 SUBMITTED ON THIS FORM: Jon Putnam, Business Financial Analyst, (919) 546-6368

5. Signature of Official Submitting Report : 
 Joel Rutledge - Lead Business Financial Analyst

6. DATE COMPLETED: 1/14/2008

Line No.	Supplier Name	Mine Location	Purchase Type	Transportation Mode	Tons	Effective Purchase Price (\$/Ton)	Total Transportation Cost (\$/Ton)	F.O.B. Plant Price (\$/Ton)	As Received Coal Quality			
									Percent Sulfur (%)	Btu Content (Btu/lb)	Percent Ash (%)	Percent Moisture (%)
(a)	(b)	(c)	(d)	(e)	(f)	(g)	(h)	(i)	(j)	(k)	(l)	(m)
1	Central Coal Company	8, WV, 39	MTC	B	22,325	\$65.02	\$12.42	\$77.44	0.70	12,448	10.87	6.58
2	Guasare Coal International NV	999, IM, 50	MTC	OB	89,757	\$69.38	\$3.57	\$72.95	0.61	13,211	5.23	6.64
3	Keystone Industries LLC	8, WV, 39	MTC	B	23,697	\$64.37	\$12.28	\$76.65	0.71	12,223	12.33	6.56
4	Massey Utility Sales Company	8, WV, 99	S	B	9,760	\$25.51	\$10.95	\$36.46	0.55	9,404	31.29	5.08
5	Oxbow Carbon & Minerals LLC	17, CO, 51	S	B	8,926	\$53.46	\$10.02	\$63.47	0.39	11,958	8.09	9.38

MONTHLY REPORT OF COST AND QUALITY OF COAL FOR ELECTRIC PLANTS
ORIGIN, TONNAGE, DELIVERED PRICE AND AS RECEIVED QUALITY

**SPECIFIED
CONFIDENTIAL**

1. Report for: Mo. 11/2007
 2. Reporting Company: Florida Power Corporation
 3. Plant Name: Transfer Facility - Mobile

4. NAME, TITLE, TELEPHONE NUMBER OF CONTACT PERSON CONCERNING DATA
 SUBMITTED ON THIS FORM: Jon Putnam, Business Financial Analyst, (919) 546-6368

5. Signature of Official Submitting Report : *Joel Rutledge*
 Joel Rutledge - Lead Business Financial Analyst

6. DATE COMPLETED: 1/14/2008

Line No.	Supplier Name	Mine Location	Purchase Type	Transportation Mode	Tons	Effective Purchase Price (\$/Ton)	Total Transportation Cost (\$/Ton)	F.O.B. Plant Price (\$/Ton)	As Received Coal Quality			
									Percent Sulfur (%)	Btu Content (Btu/lb)	Percent Ash (%)	Percent Moisture (%)
(a)	(b)	(c)	(d)	(e)	(f)	(g)	(h)	(i)	(j)	(k)	(l)	(m)
1	Interocean Coal Sales	999, IM, 45	MTC	OB	64,393	\$57.22	\$0.00	\$57.22	0.54	11,479	5.21	12.54

DECLASSIFIED

MONTHLY REPORT OF COST AND QUALITY OF COAL FOR ELECTRIC PLANTS
ORIGIN, TONNAGE, DELIVERED PRICE AND AS RECEIVED QUALITY

**SPECIFIED
CONFIDENTIAL**

1. Report for: Mo. 11/2007
 2. Reporting Company: Florida Power Corporation
 3. Plant Name: Transfer Facility - TECO

4. NAME, TITLE, TELEPHONE NUMBER OF CONTACT PERSON CONCERNING DATA
 SUBMITTED ON THIS FORM: Jon Putnam, Business Financial Analyst, (919) 546-6368

5. Signature of Official Submitting Report : 
 Joel Rutledge - Lead Business Financial Analyst

6. DATE COMPLETED: 1/14/2008

DECLASSIFIED


Line No.	Supplier Name	Mine Location	Purchase Type	Transportation Mode	Tons	Effective Purchase Price (\$/Ton)	Total Transportation Cost (\$/Ton)	F.O.B. Plant Price (\$/Ton)	As Received Coal Quality			
									Percent Sulfur (%)	Btu Content (Btu/lb)	Percent Ash (%)	Percent Moisture (%)
(a)	(b)	(c)	(d)	(e)	(f)	(g)	(h)	(i)	(j)	(k)	(l)	(m)
1	Coal Marketing Company	999, IM, 45	MTC	OB	75,010	\$53.89	\$0.20	\$54.09	0.57	11,334	7.76	13.56

MONTHLY REPORT OF COST AND QUALITY OF COAL FOR ELECTRIC PLANTS
ORIGIN, TONNAGE, DELIVERED PRICE AND AS RECEIVED QUALITY

**SPECIFIED
CONFIDENTIAL**

1. Report for: Mo. 11/2007
2. Reporting Company: Florida Power Corporation
3. Plant Name: Crystal River 1 & 2

4. NAME, TITLE, TELEPHONE NUMBER OF CONTACT PERSON CONCERNING DATA
SUBMITTED ON THIS FORM: Jon Putnam, Business Financial Analyst, (919) 546-6368

5. Signature of Official Submitting Report : 
Joel Rutledge - Lead Business Financial Analyst

6. DATE COMPLETED: 1/14/2008

DECLASSIFIED

Line No.	Supplier Name	Mine Location	Purchase Type	Tons	F.O.B. Mine Price (\$/Ton)	Short Haul & Loading Charges (\$/Ton)	Original Invoice Price (\$/Ton)	Retro-active Price Inc(Dec) (\$/Ton)	Base Price (\$/Ton)	Quality Adjust-ments (\$/Ton)	Effective Purchase Price (\$/Ton)
(a)	(b)	(c)	(d)	(e)	(f)	(g)	(h)	(i)	(j)	(k)	(l)
1	B&W Resources Inc	8, KY, 51	MTC	34,400	\$52.50	N/A	\$52.50	\$0.00	\$52.50	\$1.47	\$53.97
2	CAM Mining LLC	8, KY, 195	MTC	34,659	\$56.25	N/A	\$56.25	\$0.00	\$56.25	\$0.93	\$57.18
3	Consol Energy Sales Company	8, KY, 119	MTC	46,021	\$52.00	N/A	\$52.00	\$0.00	\$52.00	\$2.35	\$54.35
4	Constellation Energy Commodities Group Inc.	8, KY, 13	MTC	11,075	\$52.50	N/A	\$52.50	\$0.00	\$52.50	\$0.23	\$52.73
5	Constellation Energy Commodities Group Inc.	8, KY, 71	MTC	11,755	\$52.50	N/A	\$52.50	\$0.00	\$52.50	\$1.05	\$53.55
6	ICG LLC	8, KY, 119	MTC	11,343	\$48.15	N/A	\$48.15	\$0.00	\$48.15	\$1.58	\$49.73
7	Massey Utility Sales Company	8, KY, 195	MTC	21,945	\$51.75	N/A	\$51.75	\$0.00	\$51.75	\$(0.12)	\$51.63
8	Trinity Coal Marketing LLC	8, KY, 193	LTC	34,879	\$52.00	N/A	\$52.00	\$0.00	\$52.00	\$0.67	\$52.67


MONTHLY REPORT OF COST AND QUALITY OF COAL FOR ELECTRIC PLANTS
ORIGIN, TONNAGE, DELIVERED PRICE AND AS RECEIVED QUALITY

**SPECIFIED
CONFIDENTIAL**

1. Report for: Mo. 11/2007
2. Reporting Company: Florida Power Corporation
3. Plant Name: Crystal River 4 & 5

4. NAME, TITLE, TELEPHONE NUMBER OF CONTACT PERSON CONCERNING DATA
SUBMITTED ON THIS FORM: Jon Putnam, Business Financial Analyst, (919) 546-6368

5. Signature of Official Submitting Report :


Joel Rutledge - Lead Business Financial Analyst

6. DATE COMPLETED: 1/14/2008

Line No.	Supplier Name	Mine Location	Purchase Type	Tons	F.O.B. Mine Price (\$/Ton)	Short Haul & Loading Charges (\$/Ton)	Original Invoice Price (\$/Ton)	Retro-active Price Inc(Dec) (\$/Ton)	Base Price (\$/Ton)	Quality Adjustments (\$/Ton)	Effective Purchase Price (\$/Ton)
(a)	(b)	(c)	(d)	(e)	(f)	(g)	(h)	(i)	(j)	(k)	(l)
1	Massey Utility Sales Company	8, WV, 5	MTC	46,026	\$60.50	N/A	\$60.50	\$0.00	\$60.50	\$4.07	\$64.57
2	MC Mining LLC	8, KY, 195	MTC	22,179	\$61.00	N/A	\$61.00	\$0.00	\$61.00	\$2.67	\$63.67
3	SSM Coal Americas LLC	8, WV, 45	S	10,659	\$40.50	N/A	\$40.50	\$0.00	\$40.50	\$2.74	\$43.24
4	Transfer Facility	N/A	N/A	112,094	\$59.46	N/A	\$59.46	\$0.00	\$59.46	N/A	\$59.46
5	Transfer Facility	N/A	N/A	64,997	\$55.80	N/A	\$55.80	\$0.00	\$55.80	N/A	\$55.80
6	Transfer Facility	N/A	N/A	46,372	\$74.40	N/A	\$74.40	\$0.00	\$74.40	N/A	\$74.40

DECLASSIFIED

MONTHLY REPORT OF COST AND QUALITY OF COAL FOR ELECTRIC PLANTS
ORIGIN, TONNAGE, DELIVERED PRICE AND AS RECEIVED QUALITY

**SPECIFIED
CONFIDENTIAL**

1. Report for: Mo. 11/2007
 2. Reporting Company: Florida Power Corporation
 3. Plant Name: Transfer Facility - IMT

4. NAME, TITLE, TELEPHONE NUMBER OF CONTACT PERSON CONCERNING DATA
 SUBMITTED ON THIS FORM: Jon Putnam, Business Financial Analyst, (919) 546-6368

5. Signature of Official Submitting Report : Joel Rutledge
 Joel Rutledge - Lead Business Financial Analyst

6. DATE COMPLETED: 1/14/2008

DECLASSIFIED

Line No.	Supplier Name	Mine Location	Purchase Type	Tons	F.O.B. Mine Price (\$/Ton)	Short Haul & Loading Charges (\$/Ton)	Original Invoice Price (\$/Ton)	Retro-active Price Inc(Dec) (\$/Ton)	Base Price (\$/Ton)	Quality Adjust-ments (\$/Ton)	Effective Purchase Price (\$/Ton)
(a)	(b)	(c)	(d)	(e)	(f)	(g)	(h)	(i)	(j)	(k)	(l)
1	Central Coal Company	8, WV, 39	MTC	22,325	\$64.25	N/A	\$64.25	\$0.00	\$64.25	\$0.77	\$65.02
2	Guasare Coal International NV	999, IM, 50	MTC	89,757	\$67.23	N/A	\$67.23	\$0.00	\$67.23	\$2.15	\$69.38
3	Keystone Industries LLC	8, WV, 39	MTC	23,697	\$64.25	N/A	\$64.25	\$0.00	\$64.25	\$0.12	\$64.37
4	Massey Utility Sales Company	8, WV, 99	S	9,760	\$25.51	N/A	\$25.51	\$0.00	\$25.51	\$0.00	\$25.51
5	Oxbow Carbon & Minerals LLC	17, CO, 51	S	8,926	\$52.00	N/A	\$52.00	\$0.00	\$52.00	\$1.46	\$53.46

MONTHLY REPORT OF COST AND QUALITY OF COAL FOR ELECTRIC PLANTS
 ORIGIN, TONNAGE, DELIVERED PRICE AND AS RECEIVED QUALITY

**SPECIFIED
 CONFIDENTIAL**

1. Report for: Mo. 11/2007
 2. Reporting Company: Florida Power Corporation
 3. Plant Name: Transfer Facility - Mobile

4. NAME, TITLE, TELEPHONE NUMBER OF CONTACT PERSON CONCERNING DATA
 SUBMITTED ON THIS FORM: Jon Putnam, Business Financial Analyst, (919) 546-6368

5. Signature of Official Submitting Report : Joel Rutledge
 Joel Rutledge - Lead Business Financial Analyst

6. DATE COMPLETED: 1/14/2008

Line No.	Supplier Name	Mine Location	Purchase Type	Tons	F.O.B. Mine Price (\$/Ton)	Short Haul & Loading Charges (\$/Ton)	Original Invoice Price (\$/Ton)	Retro-active Price Inc(Dec) (\$/Ton)	Base Price (\$/Ton)	Quality Adjust-ments (\$/Ton)	Effective Purchase Price (\$/Ton)
(a)	(b)	(c)	(d)	(e)	(f)	(g)	(h)	(i)	(j)	(k)	(l)
1	Interocean Coal Sales	999, IM, 45	MTC	64,393	\$57.76	N/A	\$57.76	\$0.00	\$57.76	\$(0.54)	\$57.22

DECLASSIFIED

MONTHLY REPORT OF COST AND QUALITY OF COAL FOR ELECTRIC PLANTS
ORIGIN, TONNAGE, DELIVERED PRICE AND AS RECEIVED QUALITY

**SPECIFIED
CONFIDENTIAL**

1. Report for: Mo. 11/2007
 2. Reporting Company: Florida Power Corporation
 3. Plant Name: Transfer Facility - TECO

4. NAME, TITLE, TELEPHONE NUMBER OF CONTACT PERSON CONCERNING DATA
 SUBMITTED ON THIS FORM: Jon Putnam, Business Financial Analyst, (919) 546-6368

5. Signature of Official Submitting Report : Joel Rutledge
 Joel Rutledge - Lead Business Financial Analyst

6. DATE COMPLETED: 1/14/2008

Line No.	Supplier Name	Mine Location	Purchase Type	Tons	F.O.B. Mine Price (\$/Ton)	Short Haul & Loading Charges (\$/Ton)	Original Invoice Price (\$/Ton)	Retro-active Price Inc(Dec) (\$/Ton)	Base Price (\$/Ton)	Quality Adjust-ments (\$/Ton)	Effective Purchase Price (\$/Ton)
(a)	(b)	(c)	(d)	(e)	(f)	(g)	(h)	(i)	(j)	(k)	(l)
1	Coal Marketing Company	999, IM, 45	MTC	75,010	\$53.75	N/A	\$53.75	\$0.00	\$53.75	\$0.14	\$53.89

DECLASSIFIED

MONTHLY REPORT OF COST AND QUALITY OF COAL FOR ELECTRIC PLANTS
ORIGIN, TONNAGE, DELIVERED PRICE AND AS RECEIVED QUALITY

**SPECIFIED
CONFIDENTIAL**

1. Report for: Mo. 11/2007
2. Reporting Company: Florida Power Corporation
3. Plant Name: Crystal River 1 & 2

4. NAME, TITLE, TELEPHONE NUMBER OF CONTACT PERSON CONCERNING DATA
SUBMITTED ON THIS FORM: Jon Putnam, Business Financial Analyst, (919) 546-6368

5. Signature of Official Submitting Report : 
Joel Rutledge - Lead Business Financial Analyst

6. DATE COMPLETED: 1/14/2008

Line No.	Supplier Name	Mine Location	Shipping Point	Transportation Mode	Tons	Effective Purchase Price (\$/Ton)	Additional Shorthaul & Loading Charges (\$/Ton)	Rail Rate (\$/Ton)	Other Rail Charges (\$/Ton)	River Barge Rate (\$/Ton)	Trans-loading Rate (\$/Ton)	Ocean Barge Rate (\$/Ton)	Other Water Charges (\$/Ton)	Other Related Charges (\$/Ton)	Transportation Charges (\$/Ton)	F.O.B. Plant Price (\$/Ton)	
																	(a)
1	B&W Resources Inc	8, KY, 51	Resource, KY	UR	34,400	\$53.97	N/A	\$26.47	\$0.77	N/A	N/A	N/A	N/A	N/A	N/A	\$27.24	\$81.22
2	CAM Mining LLC	8, KY, 195	Damron Fork, KY	UR	34,659	\$57.18	N/A	\$26.63	\$0.76	N/A	N/A	N/A	N/A	N/A	N/A	\$27.39	\$84.58
3	Consol Energy Sales Company	8, KY, 119	Mousie, KY	UR	46,021	\$54.35	N/A	\$26.63	\$0.79	N/A	N/A	N/A	N/A	N/A	N/A	\$27.42	\$81.77
4	Constellation Energy Commodities Group	8, KY, 13	Viall, KY	UR	11,075	\$52.73	N/A	\$26.47	\$1.80	N/A	N/A	N/A	N/A	N/A	N/A	\$28.27	\$81.01
5	Constellation Energy Commodities Group	8, KY, 71	Ivel, KY	UR	11,755	\$53.55	N/A	\$26.63	\$1.75	N/A	N/A	N/A	N/A	N/A	N/A	\$28.38	\$81.93
6	ICG LLC	8, KY, 119	Raven	UR	11,343	\$49.73	N/A	\$26.63	\$0.76	N/A	N/A	N/A	N/A	N/A	N/A	\$27.39	\$77.12
7	Massey Utility Sales Company	8, KY, 195	Goff, KY	UR	21,945	\$51.63	N/A	\$26.63	\$0.77	N/A	N/A	N/A	N/A	N/A	N/A	\$27.40	\$79.03
8	Trinity Coal Marketing LLC	8, KY, 193	Banner, KY	UR	34,879	\$52.67	N/A	\$26.63	\$0.78	N/A	N/A	N/A	N/A	N/A	N/A	\$27.41	\$80.08

MONTHLY REPORT OF COST AND QUALITY OF COAL FOR ELECTRIC PLANTS
ORIGIN, TONNAGE, DELIVERED PRICE AND AS RECEIVED QUALITY

**SPECIFIED
CONFIDENTIAL**

1. Report for: Mo. 11/2007
 2. Reporting Company: Florida Power Corporation
 3. Plant Name: Crystal River 4 & 5

4. NAME, TITLE, TELEPHONE NUMBER OF CONTACT PERSON CONCERNING DATA
 SUBMITTED ON THIS FORM: Jon Putnam, Business Financial Analyst, (919) 546-6368

5. Signature of Official Submitting Report : Joel Rutledge
 Joel Rutledge - Lead Business Financial Analyst

6. DATE COMPLETED: 1/14/2008

DECLASSIFIED

Line No.	Supplier Name	Mine Location	Shipping Point	Transportation Mode	Tons	Effective Purchase Price (\$/Ton)	Additional Shorthaul & Loading Charges (\$/Ton)	Rail Rate (\$/Ton)	Other Rail Charges (\$/Ton)	River Barge Rate (\$/Ton)	Trans-loading Rate (\$/Ton)	Ocean Barge Rate (\$/Ton)	Other Water Charges (\$/Ton)	Other Related Charges (\$/Ton)	Transportation Charges (\$/Ton)	F.O.B.
																Plant Price (\$/Ton)
(a)	(b)	(c)	(d)	(e)	(f)	(g)	(h)	(i)	(j)	(k)	(l)	(m)	(n)	(o)	(p)	(q)
1	Massey Utility Sales Company	8, WV, 5	Sylvester, WV	UR	46,026	\$64.57	N/A	\$28.49	\$2.03	N/A	N/A	N/A	N/A	N/A	\$30.52	\$95.09
2	MC Mining LLC	8, KY, 195	Scotts Branch,	UR	22,179	\$63.67	N/A	\$26.63	\$2.04	N/A	N/A	N/A	N/A	N/A	\$28.67	\$92.35
3	SSM Coal Americas LLC	8, WV, 45	Pardee, WV	UR	10,659	\$43.24	N/A	\$28.49	\$3.06	N/A	N/A	N/A	N/A	N/A	\$31.55	\$74.80
4	Transfer Facility	N/A	Davant, La	GB	112,094	\$59.46	N/A	N/A	N/A	N/A	\$2.52	\$7.71	\$0.22	N/A	\$10.45	\$69.91
5	Transfer Facility	N/A	Mobile, Al	GB	64,997	\$55.80	N/A	N/A	N/A	N/A	\$0.00	\$6.62	\$0.09	N/A	\$6.71	\$62.51
6	Transfer Facility	N/A	Myrtle Grove, La	GB	46,372	\$74.40	N/A	N/A	N/A	N/A	\$0.00	\$7.60	\$0.20	N/A	\$7.81	\$82.21

MONTHLY REPORT OF COST AND QUALITY OF COAL FOR ELECTRIC PLANTS
ORIGIN, TONNAGE, DELIVERED PRICE AND AS RECEIVED QUALITY

**SPECIFIED
CONFIDENTIAL**

1. Report for: Mo. 11/2007
2. Reporting Company: Florida Power Corporation
3. Plant Name: Transfer Facility - IMT

4. NAME, TITLE, TELEPHONE NUMBER OF CONTACT PERSON CONCERNING DATA
SUBMITTED ON THIS FORM: Jon Putnam, Business Financial Analyst, (919) 546-6368

5. Signature of Official Submitting Report : Joel Rutledge Lead Business Financial Analyst

6. DATE COMPLETED: 1/14/2008

Line No.	Supplier Name	Mine Location	Shipping Point	Transportation Mode	Tons	Effective Purchase Price (\$/Ton)	Additional Shorthaul & Loading Charges (\$/Ton)	Rail Rate (\$/Ton)	Other Rail Charges (\$/Ton)	River Barge Rate (\$/Ton)	Trans-loading Rate (\$/Ton)	Ocean Barge Rate (\$/Ton)	Other Water Charges (\$/Ton)	Other Related Charges (\$/Ton)	Transportation Charges (\$/Ton)	F.O.B. Plant Price (\$/Ton)
(a)	(b)	(c)	(d)	(e)	(f)	(g)	(h)	(i)	(j)	(k)	(l)	(m)	(n)	(o)	(p)	(q)
1	Central Coal Company	8, WV, 39	Winifrede Dock,	B	22,325	\$65.02	N/A	N/A	N/A	\$10.55	\$1.80	N/A	\$0.07	N/A	\$12.42	\$77.44
2	Guasare Coal International NV	999, IM, 50	Paño Diablo, S.A.	OB	89,757	\$69.38	N/A	N/A	N/A	N/A	\$1.90	N/A	\$1.67	N/A	\$3.57	\$72.95
3	Keystone Industries LLC	8, WV, 39	Marmet Dock,	B	23,697	\$64.37	N/A	N/A	N/A	\$10.55	\$1.70	N/A	\$0.02	N/A	\$12.28	\$76.65
4	Massey Utility Sales Company	8, WV, 99	Ceredo Dock,	B	9,760	\$25.51	N/A	N/A	N/A	\$8.79	\$2.10	N/A	\$0.06	N/A	\$10.95	\$36.46
5	Oxbow Carbon & Minerals LLC	17, CO, 51	Elk Creek Mine,	B	8,926	\$53.46	N/A	N/A	N/A	\$8.02	\$2.00	N/A	\$0.00	N/A	\$10.02	\$63.47


MONTHLY REPORT OF COST AND QUALITY OF COAL FOR ELECTRIC PLANTS
ORIGIN, TONNAGE, DELIVERED PRICE AND AS RECEIVED QUALITY

**SPECIFIED
CONFIDENTIAL**

1. Report for: Mo. 11/2007
 2. Reporting Company: Florida Power Corporation
 3. Plant Name: Transfer Facility - Mobile

4. NAME, TITLE, TELEPHONE NUMBER OF CONTACT PERSON CONCERNING DATA
 SUBMITTED ON THIS FORM: Jon Putnam, Business Financial Analyst, (919) 546-6368

5. Signature of Official Submitting Report :



Joel Rutledge - Lead Business Financial Analyst

6. DATE COMPLETED: 1/14/2008

DECLASSIFIED

Line No.	Supplier Name	Mine Location	Shipping Point	Transportation Mode	Tons	Effective Purchase Price (\$/Ton)	Additional Shorthaul & Loading Charges (\$/Ton)	Rail Rate (\$/Ton)	Other Rail Charges (\$/Ton)	River Barge Rate (\$/Ton)	Trans-loading Rate (\$/Ton)	Ocean Barge Rate (\$/Ton)	Other Water Charges (\$/Ton)	Other Related Charges (\$/Ton)	Transportation Charges (\$/Ton)	F.O.B.
																Plant Price (\$/Ton)
(a)	(b)	(c)	(d)	(e)	(f)	(g)	(h)	(i)	(j)	(k)	(l)	(m)	(n)	(o)	(p)	(q)
1	Interocean Coal Sales	999, IM, 45	Cartagena, S.A.	OB	64,393	\$57.22	N/A	N/A	N/A	N/A	N/A	N/A	\$0.00	N/A	\$0.00	\$57.22

MONTHLY REPORT OF COST AND QUALITY OF COAL FOR ELECTRIC PLANTS
 ORIGIN, TONNAGE, DELIVERED PRICE AND AS RECEIVED QUALITY

**SPECIFIED
 CONFIDENTIAL**

1. Report for: Mo. 11/2007
 2. Reporting Company: Florida Power Corporation
 3. Plant Name: Transfer Facility - TECO

4. NAME, TITLE, TELEPHONE NUMBER OF CONTACT PERSON CONCERNING DATA
 SUBMITTED ON THIS FORM: Jon Putnam, Business Financial Analyst, (919) 546-6368

5. Signature of Official Submitting Report : Joel Rutledge
 Joel Rutledge - Lead Business Financial Analyst

6. DATE COMPLETED: 1/14/2008

Line No.	Supplier Name	Mine Location	Shipping Point	Transportation Mode	Tons	Effective Purchase Price (\$/Ton)	Additional Shorthaul & Loading Charges (\$/Ton)	Rail Rate (\$/Ton)	Other Rail Charges (\$/Ton)	River Barge Rate (\$/Ton)	Trans-loading Rate (\$/Ton)	Ocean Barge Rate (\$/Ton)	Other Water Charges (\$/Ton)	Other Related Charges (\$/Ton)	Transportation Charges (\$/Ton)	F.O.B. Plant Price (\$/Ton)
(a)	(b)	(c)	(d)	(e)	(f)	(g)	(h)	(i)	(j)	(k)	(l)	(m)	(n)	(o)	(p)	(q)
1	Coal Marketing Company	999, IM, 45	Carbones del	OB	75,010	\$53.89	N/A	N/A	N/A	N/A	\$0.00	N/A	\$0.20	N/A	\$0.20	\$54.09

MONTHLY REPORT OF COST AND QUALITY OF COAL FOR ELECTRIC PLANTS
ORIGIN, TONNAGE, DELIVERED PRICE AND AS RECEIVED QUALITY

**SPECIFIED
CONFIDENTIAL**

1. Report for: Mo. 11/2007
2. Reporting Company: Florida Power Corporation
3. Plant Name: Crystal River 1 & 2

4. NAME, TITLE, TELEPHONE NUMBER OF CONTACT PERSON CONCERNING DATA
SUBMITTED ON THIS FORM: Jon Putnam, Business Financial Analyst, (919) 546-6368

5. Signature of Official Submitting Report:

Joel Rutledge
Joel Rutledge - Lead Business Financial Analyst

6. DATE COMPLETED: 1/14/2008

Line No.	Month Reported	Form Plant Name	Intended Generating Plant	Supplier Name	Original Line Number	Volume (tons)	Form No.	Column Title	Old Value	New Value	New F.O.B. Plant Price	Reason for Revision
(a)	(b)	(c)	(d)	(e)	(f)	(g)	(h)	(i)	(j)	(k)	(l)	(m)
1	09/07	Crystal River 1&2	B&W Resources Inc		1	22,768	2B	(i) Rail Rate	\$24.63	\$25.06	\$78.80	Update to Rate
2	09/07	Crystal River 1&2	CAM Mining LLC		2	11,094	2B	(i) Rail Rate	\$24.78	\$25.21	\$85.03	Update to Rate
3	09/07	Crystal River 1&2	Consol Energy Sales Company		3	21,788	2B	(i) Rail Rate	\$24.78	\$25.21	\$81.98	Update to Rate
4	09/07	Crystal River 1&2	Constellation Energy Commodities Group Inc		4	10,242	2B	(i) Rail Rate	\$26.51	\$26.94	\$82.68	Update to Rate
5	09/07	Crystal River 1&2	ICG LLC		5	11,522	2B	(i) Rail Rate	\$24.78	\$25.21	\$75.60	Update to Rate
6	09/07	Crystal River 1&2	Massey Utility Sales Company		6	10,653	2B	(i) Rail Rate	\$24.78	\$25.21	\$79.91	Update to Rate
7	09/07	Crystal River 1&2	Trinity Coal Marketing LLC		7	10,715	2B	(i) Rail Rate	\$24.78	\$25.21	\$79.21	Update to Rate
8	10/07	Crystal River 1&2	B&W Resources Inc		1	35,014	2B	(i) Rail Rate	\$24.72	\$25.70	\$81.37	Update to Rate
9	10/07	Crystal River 1&2	CAM Mining LLC		2	11,620	2B	(i) Rail Rate	\$24.87	\$25.85	\$84.99	Update to Rate
10	10/07	Crystal River 1&2	Consol Energy Sales Company		3	34,420	2B	(i) Rail Rate	\$24.87	\$25.85	\$81.94	Update to Rate
11	10/07	Crystal River 1&2	Constellation Energy Commodities Group Inc		4	22,878	2B	(i) Rail Rate	\$23.40	\$24.38	\$78.62	Update to Rate
12	10/07	Crystal River 1&2	ICG LLC		5	10,981	2B	(i) Rail Rate	\$24.87	\$25.85	\$75.89	Update to Rate
13	10/07	Crystal River 1&2	Massey Utility Sales Company		6	11,400	2B	(i) Rail Rate	\$26.60	\$27.58	\$77.31	Update to Rate
14	10/07	Crystal River 1&2	Trinity Coal Marketing LLC		8	22,690	2B	(i) Rail Rate	\$24.87	\$25.85	\$79.51	Update to Rate

DECLASSIFIED

MONTHLY REPORT OF COST AND QUALITY OF COAL FOR ELECTRIC PLANTS
 ORIGIN, TONNAGE, DELIVERED PRICE AND AS RECEIVED QUALITY

**SPECIFIED
 CONFIDENTIAL**

1. Report for: Mo. 11/2007
 2. Reporting Company: Florida Power Corporation
 3. Plant Name: Crystal River 4 & 5

4. NAME, TITLE, TELEPHONE NUMBER OF CONTACT PERSON CONCERNING DATA
 SUBMITTED ON THIS FORM: Jon Putnam, Business Financial Analyst, (919) 546-6368

5. Signature of Official Submitting Report:

Joel Rutledge
 Joel Rutledge - Lead Business Financial Analyst

6. DATE COMPLETED: 1/14/2008

Line No.	Month Reported	Form Plant Name	Intended Generating Plant	Supplier Name	Original Line Number	Volume (tons)	Form No.	Column Title	Old Value.	New Value	New F.O.B. Plant Price	Reason for Revision
(a)	(b)	(c)	(d)	(e)	(f)	(g)	(h)	(i)	(j)	(k)	(l)	(m)
1	09/07	Crystal River 4&5	Massey Utility Sales Company		1	67,109	2B	(i) Rail Rate	\$26.51	\$26.96	\$91.85	Update to Rate
2	09/07	Crystal River 4&5	MC Mining LLC		2	43,565	2B	(i) Rail Rate	\$24.78	\$25.23	\$89.98	Update to Rate
3	10/07	Crystal River 4&5	Massey Utility Sales Company		1	23,343	2B	(i) Rail Rate	\$26.60	\$27.62	\$91.29	Update to Rate
4	10/07	Crystal River 4&5	Massey Utility Sales Company		2	57,138	2B	(i) Rail Rate	\$26.60	\$27.62	\$93.23	Update to Rate
5	10/07	Crystal River 4&5	MC Mining LLC		3	33,311	2B	(i) Rail Rate	\$24.87	\$25.89	\$90.81	Update to Rate
6	10/07	Crystal River 4&5	SSM Coal Americas LLC		4	11,187	2B	(i) Rail Rate	\$26.60	\$27.62	\$71.00	Update to Rate

SPECIFIED CONFIDENTIAL

MONTHLY REPORT OF COST AND QUALITY OF COAL FOR ELECTRIC PLANTS
 ORIGIN, TONNAGE, DELIVERED PRICE AND AS RECEIVED QUALITY

**SPECIFIED
 CONFIDENTIAL**

1. Report for: Mo. 11/2007
 2. Reporting Company: Florida Power Corporation
 3. Plant Name: Transfer Facility - IMT

4. NAME, TITLE, TELEPHONE NUMBER OF CONTACT PERSON CONCERNING DATA
 SUBMITTED ON THIS FORM: Jon Putnam, Business Financial Analyst, (919) 546-6368

5. Signature of Official Submitting Report:

Joel Rutledge
 Joel Rutledge - Lead Business Financial Analyst

6. DATE COMPLETED: 1/14/2008

Line No.	Month Reported	Form Plant Name	Intended Generating Plant	Supplier Name	Original Line Number	Volume (tons)	Form No.	Column Title	Old Value	New Value	New F.O.B. Plant Price	Reason for Revision
(a)	(b)	(c)	(d)	(e)	(f)	(g)	(h)	(i)	(j)	(k)	(l)	(m)
1	10/07	Transfer Facility - IMT	Glencore Ltd		1	70,210	2C	(n) Other Water Charges	\$0.54	\$0.03	\$65.35	Revision to Rate

DECLASSIFIED

MONTHLY REPORT OF COST AND QUALITY OF COAL FOR ELECTRIC PLANTS
 ORIGIN, TONNAGE, DELIVERED PRICE AND AS RECEIVED QUALITY

**SPECIFIED
 CONFIDENTIAL**

1. Report for: Mo. 11/2007
 2. Reporting Company: Florida Power Corporation
 3. Plant Name: Transfer Facility - Mobile

4. NAME, TITLE, TELEPHONE NUMBER OF CONTACT PERSON CONCERNING DATA
 SUBMITTED ON THIS FORM: Jon Putnam, Business Financial Analyst, (919) 546-6368

5. Signature of Official Submitting Report:


 Joel Rutledge - Lead Business Financial Analyst

6. DATE COMPLETED: 1/14/2008

Line No.	Month Reported	Form Plant Name	Intended Generating Plant	Supplier Name	Original Line Number	Volume (tons)	Form No.	Column Title	Old Value	New Value	New F.O.B. Plant Price	Reason for Revision
(a)	(b)	(c)	(d)	(e)	(f)	(g)	(h)	(i)	(j)	(k)	(l)	(m)
NONE												

DECLASSIFIED

MONTHLY REPORT OF COST AND QUALITY OF COAL FOR ELECTRIC PLANTS
 ORIGIN, TONNAGE, DELIVERED PRICE AND AS RECEIVED QUALITY

**SPECIFIED
 CONFIDENTIAL**

1. Report for: Mo. 11/2007
 2. Reporting Company: Florida Power Corporation
 3. Plant Name: Transfer Facility - TECO

4. NAME, TITLE, TELEPHONE NUMBER OF CONTACT PERSON CONCERNING DATA
 SUBMITTED ON THIS FORM: Jon Putnam, Business Financial Analyst, (919) 546-6368

5. Signature of Official Submitting Report:

Joel Rutledge

 Joel Rutledge - Lead Business Financial Analyst

6. DATE COMPLETED: 1/14/2008

Line No.	Month Reported	Form Plant Name	Intended Generating Plant	Supplier Name	Original Line Number	Volume (tons)	Form No.	Column Title	Old Value	New Value	New F.O.B. Plant Price	Reason for Revision
(a)	(b)	(c)	(d)	(e)	(f)	(g)	(h)	(i)	(j)	(k)	(l)	(m)
1	06/07	Transfer Facility - TECO	Glencore Ltd		1	78,852	2B	(n) Other Water Charges	\$0.21	\$0.53	\$61.64	Revision to Rate
2	10/07	Transfer Facility - TECO	Glencore Ltd		1	143,667	2B	(n) Other Water Charges	\$0.20	\$0.26	\$61.61	Revision to Rate

DECLASSIFIED