



John T. Butler
 Senior Attorney
 Regulatory
 Florida Power & Light Company
 700 Universe Boulevard
 Juno Beach, FL 33408-0420
 (561) 304-5639
 (561) 691-7135 (Facsimile)

REDACTED

February 5, 2008

VIA HAND DELIVERY

Ms. Ann Cole, Director
 Division of the Commission Clerk and
 Administrative Services
 Florida Public Service Commission
 Betty Easley Conference Center, Room 110
 2540 Shumard Oak Boulevard
 Tallahassee, Florida 32399-0850

RECEIVED-FPSC
 08 FEB -5 PM 12: 06
 COMMISSION
 CLERK

Re: Docket No. 080001-EI – Monthly Fuel Filings

Dear Ms. Cole:

Enclosed herewith for filing are the original and five (5) copies of the following monthly fuel reports for FPL:

- (a) FPSC Forms 423-1, 423-1(a), and 423-1(b) for Florida Power & Light Company for the month of November 2007;
- (b) FPSC Forms 423-2, 423-2(a), and 423-2(b) for St. Johns River Power Park (SJRPP) for the month of November 2007; and
- (c) FPSC Forms 423-2, 423-2(a), and 423-2(b) for Plant Scherer for the month of October 2007.

CMP _____ FPL's Request for Confidential Classification of the information removed from FPL
 COM _____ FPSC Form 423 1(a) and SJRPP FPSC Forms 423-2, 423-2(a), and 423-2(b) is being filed under
 GTR _____ separate cover. Should you have any questions regarding this filing, please contact me at (561)
 304-5639.

ECR _____
 GCL _____
 OPC _____
 RCA _____
 SCR _____
 SGA _____
 SEC _____
 OTH _____

JTB/jsb
 Enclosures
 cc: Service List

Thank you for your attention to this matter, I remain,

Sincerely,

John T. Butler

Doc/423 Fuel Filing/November 2007

an FPL Group company

DOCUMENT NUMBER-DATE
 00913 FEB -5 08
 FPSC-COMMISSION CLERK

FPSC FORM NO. 423-1

MONTHLY REPORT OF COST AND QUALITY OF FUEL OIL FOR ELECTRIC PLANTS
ORIGIN, VOLUME, DELIVERED PRICE AND AS RECEIVED QUANTITY

1. REPORTING MONTH: NOV YEAR: 2007

2. REPORTING COMPANY: FLORIDA POWER & LIGHT COMPANY

3. NAME, TITLE TELEPHONE NUMBER OF CONTACT PERSON CONCERNING DATA
SUBMITTED ON THIS FORM: KORY DUBIN, REGULATORY AFFAIRS, (305) 552-4910.4. SIGNATURE OF OFFICIAL SUBMITTING REPORT: 

5. DATE COMPLETED: 01/08/2008


LINE NO	PLANT	SUPPLIER	SHIPPING POINT	PURCHASE TYPE	DELIVERY LOCATION	DELIVERY DATE	TYPE OIL	SULFUR (%)	BTU CONTENT (BTU / GAL)	VOLUME (BBLs)	PRICE (\$/BBL)
1	MARTIN	CONOCO	MARRERO	MTC	PALM BEACH	11/14/2007	F06	0.90	155310	143890	74.1500
2	MARTIN	CONOCO	MARRERO	MTC	PALM BEACH	11/28/2007	F06	0.93	154786	49341	76.3200
3	RIVIERA	CONOCO	MARRERO	MTC	RIVIERA	11/28/2007	F06	0.93	154786	95634	76.3200
4	TURKEY POINT	CONOCO	RIVER	MTC	FISHER ISLAND	11/23/2007	F06	1.00	154524	108358	75.9700
5	TURKEY POINT	GLENCORE	NEW ORLEANS	MTC	FISHER ISLAND	11/05/2007	F06	1.00	153286	148124	68.2800
6	MANATEE	SEMPRA	NEW ORLEANS	S	PORT MANATEE	11/20/2007	F06	1.00	152810	147024	73.9000
7	PT. EVERGLADES	SEMPRA	NEW ORLEANS	S	PORT EVERGLADES	11/08/2007	F06	1.00	154405	148137	74.5400
8	MARTIN	SHELL	NEW ORLEANS	S	PALM BEACH	11/06/2007	F06	0.99	153214	97965	78.8700
9	RIVIERA	SHELL	NEW ORLEANS	S	RIVIERA	11/06/2007	F06	0.99	153214	37013	78.8700
10	MANATEE	VITOL	BORCO, BAHAMAS	S	PORT MANATEE	11/03/2007	F06	0.99	152238	315761	85.2200
11	PT. EVERGLADES	AMERIGAS	NA-TRUCK DELIVERY	STC		11/08/2007	PRO	N/A	N/A	5	130.2300
12	RIVIERA	FERRELL	NA-TRUCK DELIVERY	STC		11/02/2007	PRO	N/A	N/A	3	154.3700
13	RIVIERA	FERRELL	NA-TRUCK DELIVERY	STC		11/09/2007	PRO	N/A	N/A	3	161.7600
14	RIVIERA	FERRELL	NA-TRUCK DELIVERY	STC		11/16/2007	PRO	N/A	N/A	3	109.5000
15	RIVIERA	FERRELL	NA-TRUCK DELIVERY	STC		11/30/2007	PRO	N/A	N/A	5	109.5000
16	MANATEE	SUBURBAN	NA-TRUCK DELIVERY	STC		11/09/2007	PRO	N/A	N/A	5	89.0800
17	SANFORD	SUBURBAN	NA-TRUCK DELIVERY	STC		11/02/2007	PRO	N/A	N/A	6	108.8100

DOCUMENT NUMBER-DATE
00913 FEB-5 08
FPSC-COMMISSION CLERK

MONTHLY REPORT OF COST AND QUALITY OF FUEL OIL FOR ELECTRIC PLANTS
 DETAIL OF INVOICE AND TRANSPORTATION CHARGES

FPSC FORM NO. 423-1 (a)

1. REPORTING MONTH: NOV YEAR: 2007
 2. REPORTING COMPANY: FLORIDA POWER LIGHT COMPANY

3. NAME, TITLE TELEPHONE NUMBER OF CONTACT PERSON CONCERNING DATA
 SUBMITTED ON THIS FORM: KORY DUBIN, REGULATORY AFFAIRS, (305) 552-4910.
 4. SIGNATURE OF OFFICIAL SUBMITTING REPORT: 
 5. DATE COMPLETED: 01/08/2008

EDITED COPY

(A)	(B)	(C)	(D)	(E)	(F)	(G)	(H)	(I)	(J)	(K)	(L)	(M)	(N)	(O)	(P)	(Q)	(R)
LINE NO.	PLANT	SUPPLIER	DELIVERY LOCATION	DELIVERY DATE	TYPE OIL	VOLUME (BBL)	INVOICE PRICE (\$/BBL)	INVOICE AMOUNT (\$)	DISCOUNT (\$)	NET AMOUNT (\$)	NET PRICE (\$/BBL)	QUALITY ADJUST. (\$/BBL)	EFFECTIVE PUR PRICE (\$/BBL)	TRANSP TO TERM (\$/BBL)	ADDITIONAL TRANS CHGS (\$/BBL)	OTHER CHGS (\$/BBL)	DELIVERED PRICE (\$/BBL)
1	PMR	CONOCO	PALM BEACH	11/14/2007	F06	143890								0.0000			74.5879
2	PMR	CONOCO	PALM BEACH	11/28/2007	F06	49341								0.0000			76.7579
3	PRV	CONOCO	RIVIERA	11/28/2007	F06	95634								0.0000			76.5120
4	PTF	CONOCO	FISHER ISLAND	11/23/2007	F06	108358								0.0000			76.7529
5	PTF	GLENORE	FISHER ISLAND	11/05/2007	F06	148124								0.0000			69.0629
6	PMT	SEMPRA	PORT MANATEE	11/20/2007	F06	147024								0.0000			74.1357
7	PPE	SEMPRA	PORT EVERGLADES	11/08/2007	F06	148137								0.0000			74.7842
8	PMR	SHELL	PALM BEACH	11/06/2007	F06	97965								0.0000			79.3079
9	PRV	SHELL	RIVIERA	11/06/2007	F06	37013								0.0000			79.0620
10	PMT	VITOL	PORT MANATEE	11/03/2007	F06	315761								0.0000			85.4557
11	PPE	AMERIGAS		11/08/2007	PRO	5	130.2300	651	0	651130.2300	0.0000	130.2300	0.0000	0.0000	0.0000	0.0000	130.2300
12	PRV	FERRELL		11/02/2007	PRO	3	154.3700	463	0	463154.3700	0.0000	154.3700	0.0000	0.0000	0.0000	0.0000	154.3700
13	PRV	FERRELL		11/09/2007	PRO	3	161.7600	485	0	485161.7600	0.0000	161.7600	0.0000	0.0000	0.0000	0.0000	161.7600
14	PRV	FERRELL		11/16/2007	PRO	3	109.5000	329	0	329109.5000	0.0000	109.5000	0.0000	0.0000	0.0000	0.0000	109.5000
15	PRV	FERRELL		11/30/2007	PRO	5	109.5000	548	0	548109.5000	0.0000	109.5000	0.0000	0.0000	0.0000	0.0000	109.5000
16	PMT	SUBURBAN		11/09/2007	PRO	5	89.0800	445	0	44589.0800	0.0000	89.0800	0.0000	0.0000	0.0000	0.0000	89.0800
17	PSN	SUBURBAN		11/02/2007	PRO	6	108.8100	653	0	653108.8100	0.0000	108.8100	0.0000	0.0000	0.0000	0.0000	108.8100

EDITED COPY

DOCUMENT NUMBER-DATE
 00913 FEB-5 8

FPSC FORM NO. 423-1(b)

MONTHLY REPORT OF COST AND QUALITY OF FUEL OIL FOR ELECTRIC PLANTS
 REPORT OF ADJUSTMENTS TO PREVIOUS OIL DELIVERIES

1. REPORTING MONTH: NOVEMBER 2007

3. NAME, TITLE, & TELEPHONE NUMBER OF CONTACT PERSON CONCERNING DATA
 SUBMITTED ON THIS FORM: KORY DUBIN, REGULATORY AFFAIRS,

2. REPORTING COMPANY: FLORIDA POWER & LIGHT COMPANY

4. SIGNATURE OF OFFICIAL SUBMITTING REPORT: 

5. DATE COMPLETED: 1/14/2008

LINE NO.	MONTH REPORTED	FORM PLANT NAME	SUPPLIER	ORIGINAL LINE NUMBER	OLD VOLUME (BBLs)	FORM NO.	COLUMN DESIGNATOR & TITLE	OLD VALUE	NEW VALUE	NEW DELIVERED PRICE (\$/BBL)	REASON FOR REVISION
(A)	(B)	(C)	(D)	(E)	(F)	(G)	(H)	(I)	(J)	(K)	(L)
1	NONE										


**MONTHLY REPORT OF COST AND QUALITY OF COAL FOR ELECTRIC PLANTS
ORIGIN, TONNAGE, DELIVERED PRICE AND AS RECEIVED QUALITY**

1. Report For Month/Yr: **November 2007**

4. Name, Title & Telephone Number of Contact
Person Concerning Data Submitted on this Form: **Korel M. Dubin (305-552-4910)**

2. Reporting Company: **Florida Power & Light**

5. Signature of Official Submitting Report:



3. Plant Name: **St. Johns River Power Park (SJRPP)**

6. Date Completed:

December 6, 2007

Line No.	Supplier Name	Mine Location	Purchase Type	Transportation Mode	Tons	Effective Purchase Price (\$/Ton)	Total Trans Cost (\$/Ton)	FOB Plant Price (\$/Ton)	As Received Coal Quality			
									Sulfur Content (%)	Btu Content (%)	Ash Content (%)	Moisture Content (%)
(a)	(b)	(c)	(d)	(e)	(f)	(g)	(h)	(i)	(j)	(k)	(l)	(m)
1	Coal Marketing Company	45,IM,999	LTC	OC	16,674			48.29	0.66	11,026	10.02	13.05
2	DTE Clover, LLC	08,KY,095	LTC	UR	16,379			53.86	1.28	12,387	11.95	5.61
3	James River Coal Sales, Inc.	08,KY,195	S	UR	2,153			59.69	1.60	12,841	7.66	6.79

EDITED COPY

**MONTHLY REPORT OF COST AND QUALITY OF COAL FOR ELECTRIC PLANTS
DETAIL OF INVOICE PURCHASE PRICE**

1. Report For Month/Yr: **November 2007**

4. Name, Title & Telephone Number of Contact
Person Concerning Data Submitted on this Form: **Korel M. Dubin (305-552-4910)**

2. Reporting Company: **Florida Power & Light**

5. Signature of Official Submitting Report:

3. Plant Name: **St. Johns River Power Park (SJRPP)**

6. Date Completed: **December 6, 2007**

Line No.	Supplier Name	Mine Location	Purchase Type	Tons	FOB Mine Price (\$/Ton)	Short Haul & Loading Charge	Original Invoice Price (\$/Ton)	Retro-active Price Increases (\$/Ton)	Base Price (\$/Ton)	Quality Adjustments (\$/Ton)	Effective Purchase Price (\$/Ton)
(a)	(b)	(c)	(d)	(e)	(f)	(g)	(h)	(i)	(j)	(k)	(l)
1	Coal Marketing Company	45,IM,999	LTC	16,674		0.00		0.00		0.00	
2	DTE Clover, LLC	08,KY,095	LTC	16,379		0.00		0.00		0.00	
3	James River Coal Sales, Inc.	08,KY,195	S	2,153		0.00		0.00		0.00	

EDITED COPY

**MONTHLY REPORT OF COST AND QUALITY OF COAL FOR ELECTRIC PLANTS
DETAIL OF TRANSPORTATION CHARGES**

1. Report For Month/Yr: **November 2007**

4. Name, Title & Telephone Number of Contact
Person Concerning Data Submitted on this Form: **Korel M. Dubin (305-552-4910)**

2. Reporting Company: **Florida Power & Light**

5. Signature of Official Submitting Report:



3. Plant Name: **St. Johns River Power Park (SJRPP)**

6. Date Completed: **December 6, 2007**

Line No.	Supplier Name	Mine Location	Shipping Point	Transportation Mode	Tons	Effective Purchase Price (\$/Ton)	Short Haul & Loading Charge (\$/Ton)	Rail Charges		Waterborne Charges					Total Transport Charges (\$/Ton)	FOB Plant Price (\$/Ton)
								Rail Rate (\$/Ton)	Other Rail Charges (\$/Ton)	River Barge Rate (\$/Ton)	Trans-loading Rate (\$/Ton)	Ocean Barge Rate (\$/Ton)	Other Water Charges (\$/Ton)	Related Charges (\$/Ton)		
(a)	(b)	(c)	(d)	(e)	(f)	(g)	(h)	(i)	(j)	(k)	(l)	(m)	(n)	(o)	(p)	(q)
1	Coal Marketing Company	45,IM,999	EL CERREJON	OC	16,674		0.00	0.00	0.00	0.00	0.00	0.00	0.00	0.00		48.29
2	DTE Clover, LLC	08,KY,095	CLOVER DTE	UR	16,379		0.00	0.00	0.00	0.00	0.00	0.00	0.00	0.00		53.86
3	James River Coal Sales, Inc.	08,KY,195	MCCOY ELKHOF	UR	2,153		0.00	0.00	0.00	0.00	0.00	0.00	0.00	0.00		59.69

EDITED COPY

**MONTHLY REPORT OF COST AND QUALITY OF COAL FOR ELECTRIC PLANTS
ORIGIN, TONNAGE, DELIVERED PRICE, AND AS RECEIVED QUALITY**

1. Reporting Month: **October** Year: **2007**
 2. Reporting Company: **FLORIDA POWER & LIGHT COMPANY**
 3. Plant Name: **R.W.SCHERER**

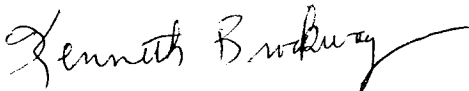
4. Name, Title & Telephone Number of Contact Person Concerning Data
 Submitted on this Form: **Korel M. Dubin**
 (305) 552-4910
 5. Signature of Official Submitting Report:
 6. Date Completed: **11-Dec-07**



Line No.	Supplier Name	Mine Location	Purchase Type	Transport Mode	Tons	Purchase Price (\$/Ton)	Effective Transport Charges (\$/Ton)	Total FOB Plant Price (\$/Ton)	Sulfur Content (%)	Btu Content (Btu/lb)	Ash Content (%)	Moisture Content (%)
(a)	(b)	(c)	(d)	(e)	(f)	(g)	(h)	(i)	(j)	(k)	(l)	(m)
(1)	FOUNDATION COAL WEST	19/WY/5	S	UR	8,920.36	16.005	23.83	39.835	0.27	8,541	4.28	28.65
(2)	KENNECOTT COAL SALES	19/WY/5	S	UR	45,142.71	8.357	23.78	32.137	0.27	8,812	5.41	25.76
(3)	POWDER RIVER COAL	19/WY/5	S	UR	54,893.07	8.970	23.86	32.830	0.22	8,694	4.40	27.29
(4)	FOUNDATION COAL WEST	19/WY/5	S	UR	13,951.26	8.080	25.88	33.960	0.35	8,462	4.32	29.23
(5)	COALSALES, LLC	19/WY/5	S	UR	5,925.13	8.626	23.81	32.436	0.34	8,314	4.62	30.45
(6)	COALSALES, LLC	19/WY/5	S	UR	29,521.77	7.183	23.85	31.033	0.36	8,229	4.94	30.54
(7)	FOUNDATION COAL WEST	19/WY/5	S	UR	10,245.27	10.176	23.83	34.006	0.31	8,271	4.37	29.38
(8)	BUCKSKIN MINING COMPAN	19/WY/5	S	UR	25,654.16	10.546	23.82	34.366	0.24	8,335	4.26	30.24

**MONTHLY REPORT OF COST AND QUALITY OF COAL FOR ELECTRIC PLANTS
DETAILED PURCHASED COAL INVOICE INFORMATION**

1. Reporting Month: **October** Year: **2007**
 2. Reporting Company: **FLORIDA POWER & LIGHT COMPANY**
 3. Plant Name: **R.W.SCHERER**

4. Name, Title & Telephone Number of Contact Person Concerning Data
 Submitted on this Form: **Korel M. Dubin**
 (305) 552-4910
 5. Signature of Official Submitting Report: 
 6. Date Completed: **11-Dec-07**

Line No.	Supplier Name	Mine Location	Purch. Type	Tons	FOB Mine Price (\$/Ton)	Shorthaul & Loading Charges (\$/Ton)	Original Invoice Price (\$/Ton)	Retroactive Price Increase (\$/Ton)	Base Price (\$/Ton)	Quality Adjustments (\$/Ton)	Effective Purchase Price (\$/Ton)
(a)	(b)	(c)	(d)	(e)	(f)	(g)	(h)	(i)	(j)	(k)	(l)
(1)	FOUNDATION COAL WEST	19/WY/5	S	8,920.36	16.050	-	16.050	-	16.050	(0.045)	16.005
(2)	KENNECOTT COAL SALES	19/WY/5	S	45,142.71	8.346	-	8.346	-	8.346	0.011	8.357
(3)	POWDER RIVER COAL	19/WY/5	S	54,893.07	9.363	-	9.363	-	9.363	(0.393)	8.970
(4)	FOUNDATION COAL WEST	19/WY/5	S	13,951.26	8.025	-	8.025	-	8.025	0.055	8.080
(5)	COALSALES, LLC	19/WY/5	S	5,925.13	8.806	-	8.806	-	8.806	(0.180)	8.626
(6)	COALSALES, LLC	19/WY/5	S	29,521.77	7.255	-	7.255	-	7.255	(0.072)	7.183
(7)	FOUNDATION COAL WEST	19/WY/5	S	10,245.27	10.700	-	10.700	-	10.700	(0.524)	10.176
(8)	BUCKSKIN MINING COMPAN	19/WY/5	S	25,654.16	10.540	-	10.540	-	10.540	0.006	10.546

**MONTHLY REPORT OF COST AND QUALITY OF COAL FOR ELECTRIC PLANTS
DETAILED TRANSPORTATION INVOICE INFORMATION**

1. Reporting Month: **October** Year: **2007**
 2. Reporting Company: **FLORIDA POWER & LIGHT COMPANY**
 3. Plant Name: **R.W.SCHERER**

4. Name, Title & Telephone Number of Contact Person Concerning Data
 Submitted on this Form: **Korel M. Dubin**
 (305) 552-4910

5. Signature of Official Submitting Report:



6. Date Completed: **11-Dec-07**

Line No.	Supplier Name	Mine Location	Shipping Point	Transport Mode	Tons	Effective Purchase Price (\$/Ton)	Additional Shorthaul & Loading Charges (\$/Ton)	Rail Charges		Waterborne Charges					Total Transportation Charges (\$/Ton)	FOB Plant Price (\$/Ton)
								Rail Rate (\$/Ton)	Other Rail Charges (\$/Ton)	River Barge Rate (\$/Ton)	Trans-loading Rate (\$/Ton)	Ocean Barge Rate (\$/Ton)	Other Water Charges (\$/Ton)	Other Related Charges (\$/Ton)		
(a)	(b)	(c)	(d)	(e)	(f)	(g)	(h)	(i)	(j)	(k)	(l)	(m)	(n)	(o)	(p)	(q)
(1)	FOUNDATION COAL WEST	19/WY/5	BELLE AYR, WY	UR	8,920.36	16.005	-	23.83	-	-	-	-	-	-	23.83	39.835
(2)	KENNECOTT COAL SALES	19/WY/5	CONVERSE, JCT, WY	UR	45,142.71	8.357	-	23.78	-	-	-	-	-	-	23.78	32.137
(3)	POWDER RIVER COAL	19/WY/5	NACCO, JCT, WY	UR	54,893.07	8.970	-	23.86	-	-	-	-	-	-	23.86	32.830
(4)	FOUNDATION COAL WEST	19/WY/5	EAGLE, JCT, WY	UR	13,951.26	8.080	-	25.88	-	-	-	-	-	-	25.88	33.960
(5)	COALSALES, LLC	19/WY/5	CABALO JCT, WY	UR	5,925.13	8.626	-	23.81	-	-	-	-	-	-	23.81	32.436
(6)	COALSALES, LLC	19/WY/5	RAWHIDE, JCT, WY	UR	29,521.77	7.183	-	23.85	-	-	-	-	-	-	23.85	31.033
(7)	FOUNDATION COAL WEST	19/WY/5	EAGLE, JCT, WY	UR	10,245.27	10.176	-	23.83	-	-	-	-	-	-	23.83	34.006
(8)	BUCKSKIN MINING COMPA	19/WY/5	BUCKSKIN, JCT, WY	UR	25,654.16	10.546	-	23.82	-	-	-	-	-	-	23.82	34.366

CERTIFICATE OF SERVICE

I, **THE UNDERSIGNED COUNSEL, HEREBY CERTIFY** that copies of Florida Power & Light Company's forms 423-1, 423-1(a) edited, and 423-1(b) for the month of November, 2007, copies of St. Johns River Power Park edited forms 423-2, 423-2(a), and 423-2(b) for the month of November, 2007; and copies of Plant Scherer forms 423-2, 423-2(a), and 423-2(b) for the month of October, 2007 have been served via first class mail, postage prepaid to the parties listed below, this 5th day of February, 2008.

Lisa Bennett, Esq.
Division of Legal Services
Florida Public Service Commission
2540 Shumard Oak Blvd.
Tallahassee, Florida 32399-0850

Charles J. Beck, Esq.
Office of Public Counsel
c/o The Florida Legislature
111 West Madison Street, Room 812
Tallahassee, Florida 32399

Lee L. Willis, Esq.
James D. Beasley, Esq.
Ausley & McMullen
Attorneys for Tampa Electric
P.O. Box 391
Tallahassee, Florida 32302

John T. Burnett, Esq.
Progress Energy Service
Company, LLC
P.O. Box 14042
St. Petersburg, Florida 33733-4042

John W. McWhirter, Jr., Esq.
McWhirter Reeves
Attorneys for FIPUG
400 North Tampa Street, Suite 2450
117 South Gadsden Street
Tampa, Florida 33602

Norman H. Horton, Jr., Esq.
Floyd R. Self, Esq.
Messer, Caparello & Self
Attorneys for FPUC
P.O. Box 1876
Tallahassee, Florida 32302-1876

Jeffrey A. Stone, Esq.
Russell A. Badders, Esq.
Beggs & Lane
Attorneys for Gulf Power
P.O. Box 12950
Pensacola, Florida 32576-2950


Mehrdad Khojasteh
Florida Public Utilities
Post Office Box 3395
West Palm Beach, Florida 33402-3395

Ms. Susan D. Ritenour
Gulf Power Company
One Energy Place
Pensacola, Florida 32520-0780

Mr. Paul Lewis, Jr.
Progress Energy Florida, Inc.
106 East College Ave., Suite 800
Tallahassee, GA 32301-7740

Ms. Paula K. Brown
Tampa Electric Company
Regulatory Affairs
P.O. Box 111
Tampa, Florida 33601-0111

Michael B. Twomey, Esq.
Attorney for AARP
P.O. Box 5256
Tallahassee, FL 32314-5256



John T. Butler