



REDACTED

May 16, 2008

RECEIVED-FPSC
08 MAY 19 AM 9:47
COMMISSION
CLERK

Ms. Ann Cole
Commission Clerk
Florida Public Service Commission
2540 Shumard Oak Boulevard
Tallahassee, Florida 32399-0850

Re: Docket No. 080001-EI

Dear Ms. Cole:

Enclosed for filing on behalf of Progress Energy Florida, Inc. are an original plus ten (10) copies of FPSC 423 forms for the month of March, 2008. Forms 423-1A, 423-2, 423-2A, 423-2B, and 423-2C contained in this filing have been edited to delete certain confidential information. Progress Energy Florida, Inc.'s Request for Specified Confidential Treatment, which includes an unedited copy of the 423 forms, has been submitted for filing this date under separate cover.

Please acknowledge your receipt and filing of the above on the enclosed copy of this letter and return same to me.

Very truly yours,


John Burnett
Associate General Counsel

JB/sc
Enclosures
cc: Parties of record

- CMP _____
- COM _____
- CTR _____
- ECR _____
- GCL 3 _____
- OPC _____
- RCA _____
- SCR _____
- SGA _____
- SEC _____
- OTH _____

08 MAY 19 09:47 AM

COMMUNICATIONS SECTION


DOCUMENT NUMBER - DATE
04111 MAY 19 08
FPSC-COMMISSION CLERK

Progress Energy Florida, Inc.

CERTIFICATE OF SERVICE

Docket No. 080001-EI

I HEREBY CERTIFY that a true copy of Progress Energy Florida, Inc.'s FPSC 423 Forms for the month of March, 2008 have been furnished to the following individuals by regular U.S. Mail this 16th day of May 2008.



Attorney

James W. Brew
Brickfield, Burchette, Ritts & Stone, P.C.
1025 Thomas Jefferson St. NW
8th Floor, West Tower
Washington, DC 20007-5201

Keino Young
Lisa Bennett, Esq.
Florida Public Service Commission
2540 Shumard Oak Blvd.
Tallahassee, FL 32399-0850

Lee L. Willis, Esq.
James D. Beasley, Esq.
Ausley & McMullen
P.O. Box 391
Tallahassee, FL 32302

Susan D. Ritenour
Gulf Power Company
One Energy Place
Pensacola, FL 32520-0780

Jeffrey A. Stone
Russell A. Badders
Steven R. Griffin
Beggs & Lane
P.O. Box 12950
Pensacola, FL 32591

Ms. Paula K. Brown
Regulatory Affairs
Tampa Electric Company
P.O. Box 111
Tampa, FL 33601-0111

Norman Horton, Jr.
Messer, Caparello & Self, P.A.
P.O. Box 15579
Tallahassee, FL 32317

Joseph A. McGlothlin, Esq.
Office of Public Counsel
111 W. Madison St., Room 812
Tallahassee, FL 32399

Florida Industrial Power Users Group
c/o John W. McWhirter, Jr.
McWhirter Reeves
400 North Tampa Street, Suite 2450
Tampa, FL 33602

Ms. Cheryl Martin
Florida Public Utilities Company
P.O. Box 3395
West Palm Beach, FL 33402-3395

Florida Power & Light Co.
Bill Walker
215 S. Monroe Street, Suite 810
Tallahassee, Florida 32301

Florida Power & Light Co.
R. Wade Litchfield
John T. Butler
700 Universe Blvd.
Juno Beach, FL 33408-0420

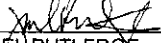
FPSC FORM 423-1

MONTHLY REPORT OF COST AND QUALITY OF FUEL FOR ELECTRIC PLANTS
ORIGIN, VOLUME, DELIVERED PRICE AND AS RECEIVED QUALITY

1. REPORTING MONTH: 03/2008

2. REPORTING COMPANY: FLORIDA POWER CORPORATION

3. NAME, TITLE, TELEPHONE NUMBER OF CONTACT PERSON CONCERNING DATA
SUBMITTED ON THIS FORM: JILL ALLYSON BUS. FIN. ANALYST (919) 546-7949

4. SIGNATURE OF OFFICIAL SUBMITTED REPORT: 
JOEL RUTLEDGE
LEAD BUS. FIN. ANALYST

5. DATE COMPLETED: 05/08/2008

LINE NO.	PLANT NAME	SUPPLIER NAME	SHIPPING POINT	PURCHASE TYPE	DELIVERY LOCATION	DELIVERY DATE	TYPE OIL	SULFUR CONTENT (%)	BTU CONTENT (Btu/gal)	VOLUME (Bbls)	DELIVERED PRICE (\$/Bbl)
(a)	(b)	(c)	(d)	(e)	(f)	(g)	(h)	(i)	(j)	(k)	(l)
1	Anclote	Transfer Facility	Martin Gas Terminal	N/A	FOB PLANT	03/2008		0.36	138,895	1,560	\$2.7304
2	Crystal River	Transfer Facility	Martin Gas Terminal	N/A	FOB PLANT	03/2008		0.36	138,840	4,854	\$3.9060
3	DeBary Peakers	Transfer Facility	Martin Gas Terminal	N/A	FOB PLANT	03/2008		0.36	138,895	9,627	\$3.9987
4	Martin Gas Terminal	Martin Product Sales	Houston, TX	S	FOB TERMINAL	03/2008		0.36	138,895	35,000	\$121.0408
5	Suwannee Steam Plant	TexPar Energy LLC	Bainbridge, GA	S	FOB PLANT	03/2008		0.50	145,290	3,535	\$63.4201

DOCUMENT NUMBER-DATE
04111 MAY 19 08
FPSC-COMMISSION CLERK

FPSC FORM 423-1(A)

MONTHLY REPORT OF COST AND QUALITY OF FUEL FOR ELECTRIC PLANTS
ORIGIN, VOLUME, DELIVERED PRICE AND AS RECEIVED QUALITY



1. REPORTING MONTH: 03/2008
2. REPORTING COMPANY: FLORIDA POWER CORPORATION

3. NAME, TITLE, TELEPHONE NUMBER OF CONTACT PERSON CONCERNING DATA
SUBMITTED ON THIS FORM: JILL ALLYSON BUS, FIN. ANALYST, (919) 546-7949

4. SIGNATURE OF OFFICIAL SUBMITTED REPORT: *Joel Rutledge*
JOEL RUTLEDGE
LEAD BUS FIN. ANALYST

5. DATE COMPLETED: 05/08/2008

LINE NO.	PLANT NAME	SUPPLIER NAME	DELIVERY LOCATION	DELIVERY DATE	TYPE OIL	VOLUME (Bbbls)	INVOICE		DISCOUNT (\$)	NET		EFFECTIVE TRANSPORT				ADDITIONAL TRANSPORT (\$/Bbbls)	OTHER CHARGES (\$/Bbbls)	DELIVERED PRICE (\$/Bbbls)
							PRICE (\$/Bbbls)	AMOUNT (\$)		PRICE (\$/Bbbls)	AMOUNT (\$)	QUALITY ADJUST (\$/Bbbls)	PURCHASE PRICE (\$/Bbbls)	TO TERMINAL (\$/Bbbls)				
(a)	(b)	(c)	(d)	(e)	(f)	(g)	(h)	(i)	(j)	(k)	(l)	(m)	(n)	(o)	(p)	(q)	(r)	
1	Anclote	Transfer Facility	FOB PLANT	03/2008		1,560									\$2.73		\$2.73	
2	Crystal River	Transfer Facility	FOB PLANT	03/2008		4,854									\$3.91		\$3.91	
3	DeBary Peakers	Transfer Facility	FOB PLANT	03/2008		9,627									\$4.00		\$4.00	
4	Martin Gas Terminal	Martin Product Sales	FOB TERMINAL	03/2008		35,000									\$0.00		\$121.04	
5	Suwannee Steam Plant	TexPar Energy LLC	FOB PLANT	03/2008		3,535									\$0.00		\$63.42	

MONTHLY REPORT OF COST AND QUALITY OF COAL FOR ELECTRIC PLANTS
ORIGIN, TONNAGE, DELIVERED PRICE AND AS RECEIVED QUALITY



1. Report for: Mo. 03/2008
 2. Reporting Company: Florida Power Corporation
 3. Plant Name: Crystal River 1 & 2

4. NAME, TITLE, TELEPHONE NUMBER OF CONTACT PERSON CONCERNING DATA
 SUBMITTED ON THIS FORM: Jon Putnam, Business Financial Analyst, (919) 546-6368

5. Signature of Official Submitting Report :

Joel Rutledge

Joel Rutledge - Lead Business Financial Analyst

6. DATE COMPLETED: 5/13/2008

Line No.	Supplier Name	Mine Location	Purchase Type	Transportation Mode	Tons	Effective Purchase Price (\$/Ton)	Total Transportation Cost (\$/Ton)	F.O.B. Plant Price (\$/Ton)	As Received Coal Quality			
									Percent Sulfur (%)	Btu Content (Btu/lb)	Percent Ash (%)	Percent Moisture (%)
(a)	(b)	(c)	(d)	(e)	(f)	(g)	(h)	(i)	(j)	(k)	(l)	(m)
1	Alpha Coal Sales Co. LLC	8, KY, 119	MTC	UR	10,699			\$73.55	0.86	12,230	11.40	6.45
2	B&W Resources Inc	8, KY, 51	MTC	UR	22,877			\$79.64	1.16	12,410	10.33	6.05
3	Cheyenne Resources Inc	8, KY, 193	S	UR	46,007			\$115.03	0.92	12,474	11.21	5.59
4	Consol Energy Sales Company	8, KY, 119	MTC	UR	34,206			\$82.48	1.13	12,561	8.31	7.66
5	Constellation Energy Commodities Group Inc.	8, KY, 193	MTC	UR	11,335			\$85.02	0.89	12,752	7.57	7.35
6	ICG LLC	8, KY, 193	MTC	UR	11,608			\$78.99	1.12	12,297	11.15	5.93
7	Massey Utility Sales Company	8, WV, 5	MTC	UR	21,328			\$78.48	0.84	12,221	12.28	6.21
8	Trinity Coal Marketing LLC	8, KY, 71	LTC	UR	11,570			\$79.90	0.76	12,024	11.42	7.39

MONTHLY REPORT OF COST AND QUALITY OF COAL FOR ELECTRIC PLANTS
ORIGIN, TONNAGE, DELIVERED PRICE AND AS RECEIVED QUALITY



1. Report for: Mo. 03/2008
 2. Reporting Company: Florida Power Corporation
 3. Plant Name: Crystal River 4 & 5

4. NAME, TITLE, TELEPHONE NUMBER OF CONTACT PERSON CONCERNING DATA
 SUBMITTED ON THIS FORM: Jon Putnam, Business Financial Analyst, (919) 546-6368

5. Signature of Official Submitting Report : *[Signature]*
 Joel Rutledge - Lead Business Financial Analyst

6. DATE COMPLETED: 5/13/2008

Line No.	Supplier Name	Mine Location	Purchase Type	Transportation Mode	Tons	Effective Purchase Price (\$/Ton)	Total Transportation Cost (\$/Ton)	F.O.B. Plant Price (\$/Ton)	As Received Coal Quality			
									Percent Sulfur (%)	Btu Content (Btu/lb)	Percent Ash (%)	Percent Moisture (%)
(a)	(b)	(c)	(d)	(e)	(f)	(g)	(h)	(i)	(j)	(k)	(l)	(m)
1	Massey Utility Sales Company	8, WV, 5	MTC	UR	10,908			\$79.43	0.71	12,351	11.69	6.08
2	Massey Utility Sales Company	8, WV, 5	MTC	UR	57,027			\$87.00	0.68	12,565	11.44	5.86
3	MC Mining LLC	8, KY, 195	MTC	UR	33,619			\$87.46	0.70	12,688	8.44	6.82
4	Transfer Facility	N/A	N/A	GB	92,511			\$71.66	0.63	12,049	6.17	10.23
5	Transfer Facility	N/A	N/A	GB	31,465			\$67.75	0.50	11,591	4.78	11.87
6	Transfer Facility	N/A	N/A	GB	111,095			\$77.31	0.65	12,059	11.05	8.42

**MONTHLY REPORT OF COST AND QUALITY OF COAL FOR ELECTRIC PLANTS
ORIGIN, TONNAGE, DELIVERED PRICE AND AS RECEIVED QUALITY**



1. Report for: Mo. 03/2008
 2. Reporting Company: Florida Power Corporation
 3. Plant Name: Transfer Facility - IMT

4. NAME, TITLE, TELEPHONE NUMBER OF CONTACT PERSON CONCERNING DATA
 SUBMITTED ON THIS FORM: Jon Putnam, Business Financial Analyst, (919) 546-6368

5. Signature of Official Submitting Report : Joel Rutledge
 Joel Rutledge, Lead Business Financial Analyst

6. DATE COMPLETED: 5/13/2008


Line No.	Supplier Name	Mine Location	Purchase Type	Transportation Mode	Tons	Effective Purchase Price (\$/Ton)	Total Transportation Cost (\$/Ton)	F.O.B. Plant Price (\$/Ton)	As Received Coal Quality			
									Percent Sulfur (%)	Btu Content (Btu/lb)	Percent Ash (%)	Percent Moisture (%)
(a)	(b)	(c)	(d)	(e)	(f)	(g)	(h)	(i)	(j)	(k)	(l)	(m)
1	Arch Coal Sales	17, CO, 29	S	B	33,477			\$93.40	0.47	12,154	8.26	8.27
2	Central Coal Company	8, WV, 39	MTC	B	17,210			\$68.01	0.68	12,306	12.26	6.14
3	Central Coal Company	8, WV, 39	MTC	B	22,768			\$79.38	0.69	12,443	11.49	6.14
4	Keystone Industries LLC	8, WV, 39	MTC	B	17,154			\$78.81	0.68	12,296	11.39	7.26
5	Magnum Coal Sales LLC	8, WV, 45	S	B	14,125			\$83.14	0.66	12,242	11.76	7.58

**MONTHLY REPORT OF COST AND QUALITY OF COAL FOR ELECTRIC PLANTS
ORIGIN, TONNAGE, DELIVERED PRICE AND AS RECEIVED QUALITY**

**SPECIFIED
CONFIDENTIAL**

1. Report for: Mo. 03/2008
 2. Reporting Company: Florida Power Corporation
 3. Plant Name: Transfer Facility - Mobile

4. NAME, TITLE, TELEPHONE NUMBER OF CONTACT PERSON CONCERNING DATA
 SUBMITTED ON THIS FORM: Jon Putnam, Business Financial Analyst, (919) 546-6368

5. Signature of Official Submitting Report : 
 Joel Rutledge - Lead Business Financial Analyst

6. DATE COMPLETED: 5/13/2008

Line No.	Supplier Name	Mine Location	Purchase Type	Transportation Mode	Tons	Effective Purchase Price (\$/Ton)	Total Transportation Cost (\$/Ton)	F.O.B. Plant Price (\$/Ton)	As Received Coal Quality			
									Percent Sulfur (%)	Btu Content (Btu/lb)	Percent Ash (%)	Percent Moisture (%)
(a)	(b)	(c)	(d)	(e)	(f)	(g)	(h)	(i)	(j)	(k)	(l)	(m)
1	Interocean Coal Sales	999, IM, 45	MTC	OB	30,585			\$62.93	0.50	11,591	4.78	11.87

**MONTHLY REPORT OF COST AND QUALITY OF COAL FOR ELECTRIC PLANTS
ORIGIN, TONNAGE, DELIVERED PRICE AND AS RECEIVED QUALITY**



1. Report for: Mo. 03/2008
 2. Reporting Company: Florida Power Corporation
 3. Plant Name: Transfer Facility - UBT

4. NAME, TITLE, TELEPHONE NUMBER OF CONTACT PERSON CONCERNING DATA
 SUBMITTED ON THIS FORM: Jon Putnam, Business Financial Analyst, (919) 546-6368

5. Signature of Official Submitting Report :

Joel Rutledge
 Joel Rutledge - Lead Business Financial Analyst

6. DATE COMPLETED: 5/13/2008

Line No.	Supplier Name	Mine Location	Purchase Type	Transportation Mode	Tons	Effective Purchase Price (\$/Ton)	Total Transportation Cost (\$/Ton)	F.O.B. Plant Price (\$/Ton)	As Received Coal Quality			
									Percent Sulfur (%)	Btu Content (Btu/lb)	Percent Ash (%)	Percent Moisture (%)
(a)	(b)	(c)	(d)	(e)	(f)	(g)	(h)	(i)	(j)	(k)	(l)	(m)
1	Apex Coal Sales	8, WV, 45	MTC	B	7,350			\$45.30	0.49	9,645	28.50	6.16
2	Arch Coal Sales	17, CO, 29	S	B	3,082			\$90.29	0.48	11,957	8.21	9.42
3	Central Coal Company	8, WV, 39	MTC	B	1,790			\$66.65	0.68	12,408	11.74	5.61
4	Central Coal Company	8, WV, 39	MTC	B	3,559			\$78.40	0.68	12,639	10.68	5.90
5	Coal Marketing Company	999, IM, 45	MTC	OB	79,397			\$53.41	0.51	11,185	10.12	11.81
6	Glencore Ltd.	999, IM, 45	MTC	OB	67,138			\$62.15	0.59	12,430	5.45	8.58
7	Keystone Industries LLC	8, WV, 39	MTC	B	3,347			\$76.34	0.67	12,153	12.39	7.83

MONTHLY REPORT OF COST AND QUALITY OF COAL FOR ELECTRIC PLANTS
ORIGIN, TONNAGE, DELIVERED PRICE AND AS RECEIVED QUALITY

**SPECIFIED
CONFIDENTIAL**

1. Report for: Mo. 03/2008
2. Reporting Company: Florida Power Corporation
3. Plant Name: Crystal River 1 & 2

4. NAME, TITLE, TELEPHONE NUMBER OF CONTACT PERSON CONCERNING DATA
SUBMITTED ON THIS FORM: Jon Putnam, Business Financial Analyst, (919) 546-6368

5. Signature of Official Submitting Report :

Joel Rutledge
Joel Rutledge - Lead Business Financial Analyst

6. DATE COMPLETED: 5/13/2008

Line No.	Supplier Name	Mine Location	Purchase Type	Tons	F.O.B. Mine Price (\$/Ton)	Short Haul & Loading Charges (\$/Ton)	Original Invoice Price (\$/Ton)	Retro-active Price Inc(Dec) (\$/Ton)	Base Price (\$/Ton)	Quality Adjustments (\$/Ton)	Effective Purchase Price (\$/Ton)
(a)	(b)	(c)	(d)	(e)	(f)	(g)	(h)	(i)	(j)	(k)	(l)
1	Alpha Coal Sales Co. LLC	8, KY, 119	MTC	10,699		N/A		\$0.00			
2	B&W Resources Inc	8, KY, 51	MTC	22,877		N/A		\$0.00			
3	Cheyenne Resources Inc	8, KY, 193	S	46,007		N/A		\$0.00			
4	Consol Energy Sales Company	8, KY, 119	MTC	34,206		N/A		\$0.00			
5	Constellation Energy Commodities Group Inc.	8, KY, 193	MTC	11,335		N/A		\$0.00			
6	ICG LLC	8, KY, 193	MTC	11,608		N/A		\$0.00			
7	Massey Utility Sales Company	8, WV, 5	MTC	21,328		N/A		\$0.00			
8	Trinity Coal Marketing LLC	8, KY, 71	LTC	11,570		N/A		\$0.00			

**MONTHLY REPORT OF COST AND QUALITY OF COAL FOR ELECTRIC PLANTS
ORIGIN, TONNAGE, DELIVERED PRICE AND AS RECEIVED QUALITY**



1. Report for: Mo. 03/2008
 2. Reporting Company: Florida Power Corporation
 3. Plant Name: Crystal River 4 & 5

4. NAME, TITLE, TELEPHONE NUMBER OF CONTACT PERSON CONCERNING DATA
 SUBMITTED ON THIS FORM: Jon Putnam, Business Financial Analyst (919) 546-6368

5. Signature of Official Submitting Report :

Joe Rutledge - Lead Business Financial Analyst

6. DATE COMPLETED: 5/13/2008

Line No.	Supplier Name	Mine Location	Purchase Type	Tons	F.O.B. Mine Price (\$/Ton)	Short Haul & Loading Charges (\$/Ton)	Original Invoice Price (\$/Ton)	Retro-active Price Inc(Dec) (\$/Ton)	Base Price (\$/Ton)	Quality Adjust-ments (\$/Ton)	Effective Purchase Price (\$/Ton)
(a)	(b)	(c)	(d)	(e)	(f)	(g)	(h)	(i)	(j)	(k)	(l)
1	Massey Utility Sales Company	8, WV, 5	MTC	10,908		N/A		\$0.00			
2	Massey Utility Sales Company	8, WV, 5	MTC	57,027		N/A		\$0.00			
3	MC Mining LLC	8, KY, 195	MTC	33,619		N/A		\$0.00			
4	Transfer Facility	N/A	N/A	92,511		N/A		\$0.00		N/A	
5	Transfer Facility	N/A	N/A	31,465		N/A		\$0.00		N/A	
6	Transfer Facility	N/A	N/A	111,095		N/A		\$0.00		N/A	

MONTHLY REPORT OF COST AND QUALITY OF COAL FOR ELECTRIC PLANTS
ORIGIN, TONNAGE, DELIVERED PRICE AND AS RECEIVED QUALITY



1. Report for: Mo. 03/2008
 2. Reporting Company: Florida Power Corporation
 3. Plant Name: Transfer Facility - IMT

4. NAME, TITLE, TELEPHONE NUMBER OF CONTACT PERSON CONCERNING DATA
 SUBMITTED ON THIS FORM: Jon Putnam, Business Financial Analyst, (919) 546-6368

5. Signature of Official Submitting Report :

Joel Rutledge
 Joel Rutledge, Lead Business Financial Analyst

6. DATE COMPLETED: 5/13/2008

Line No.	Supplier Name	Mine Location	Purchase Type	Tons	F.O.B. Mine Price (\$/Ton)	Short Haul & Loading Charges (\$/Ton)	Original Invoice Price (\$/Ton)	Retro-active Price Inc(Dec) (\$/Ton)	Base Price (\$/Ton)	Quality Adjust-ments (\$/Ton)	Effective Purchase Price (\$/Ton)
(a)	(b)	(c)	(d)	(e)	(f)	(g)	(h)	(i)	(j)	(k)	(l)
1	Arch Coal Sales	17, CO, 29	S	33,477		N/A		\$0.00			
2	Central Coal Company	8, WV, 39	MTC	17,210		N/A		\$0.00			
3	Central Coal Company	8, WV, 39	MTC	22,768		N/A		\$0.00			
4	Keystone Industries LLC	8, WV, 39	MTC	17,154		N/A		\$0.00			
5	Magnum Coal Sales LLC	8, WV, 45	S	14,125		N/A		\$0.00			

MONTHLY REPORT OF COST AND QUALITY OF COAL FOR ELECTRIC PLANTS
ORIGIN, TONNAGE, DELIVERED PRICE AND AS RECEIVED QUALITY



1. Report for: Mo. 03/2008
 2. Reporting Company: Florida Power Corporation
 3. Plant Name: Transfer Facility - Mobile

4. NAME, TITLE, TELEPHONE NUMBER OF CONTACT PERSON CONCERNING DATA
 SUBMITTED ON THIS FORM: Jon Putnam, Business Financial Analyst, (919) 546-6368

5. Signature of Official Submitting Report : Joel Rutledge
 Joel Rutledge - Lead Business Financial Analyst

6. DATE COMPLETED: 5/13/2008

Line No.	Supplier Name	Mine Location	Purchase Type	Tons	F.O.B. Mine Price (\$/Ton)	Short Haul & Loading Charges (\$/Ton)	Original Invoice Price (\$/Ton)	Retro-active Price Inc(Dec) (\$/Ton)	Base Price (\$/Ton)	Quality Adjust-ments (\$/Ton)	Effective Purchase Price (\$/Ton)
(a)	(b)	(c)	(d)	(e)	(f)	(g)	(h)	(i)	(j)	(k)	(l)
1	Interocean Coal Sales	999, IM, 45	MTC	30,585		N/A		\$0.00			

**MONTHLY REPORT OF COST AND QUALITY OF COAL FOR ELECTRIC PLANTS
ORIGIN, TONNAGE, DELIVERED PRICE AND AS RECEIVED QUALITY**

**SPECIFIED
CONFIDENTIAL**

1. Report for: Mo. 03/2008
 2. Reporting Company: Florida Power Corporation
 3. Plant Name: Transfer Facility - UBT

4. NAME, TITLE, TELEPHONE NUMBER OF CONTACT PERSON CONCERNING DATA
 SUBMITTED ON THIS FORM: Jon Putnam, Business Financial Analyst, (919) 546-6368

5. Signature of Official Submitting Report :

Joel Rutledge
 Joel Rutledge - Lead Business Financial Analyst

6. DATE COMPLETED: 5/13/2008

Line No.	Supplier Name	Mine Location	Purchase Type	Tons	F.O.B. Mine Price (\$/Ton)	Short Haul & Loading Charges (\$/Ton)	Original Invoice Price (\$/Ton)	Retro-active Price Inc(Dec) (\$/Ton)	Base Price (\$/Ton)	Quality Adjust-ments (\$/Ton)	Effective Purchase Price (\$/Ton)
(a)	(b)	(c)	(d)	(e)	(f)	(g)	(h)	(i)	(j)	(k)	(l)
1	Apex Coal Sales	8, WV, 45	MTC	7,350		N/A		\$0.00			
2	Arch Coal Sales	17, CO, 29	S	3,082		N/A		\$0.00			
3	Central Coal Company	8, WV, 39	MTC	1,790		N/A		\$0.00			
4	Central Coal Company	8, WV, 39	MTC	3,559		N/A		\$0.00			
5	Coal Marketing Company	999, IM, 45	MTC	79,397		N/A		\$0.00			
6	Glencore Ltd.	999, IM, 45	MTC	67,138		N/A		\$0.00			
7	Keystone Industries LLC	8, WV, 39	MTC	3,347		N/A		\$0.00			

MONTHLY REPORT OF COST AND QUALITY OF COAL FOR ELECTRIC PLANTS
ORIGIN, TONNAGE, DELIVERED PRICE AND AS RECEIVED QUALITY



1. Report for: Mo. 03/2008
 2. Reporting Company: Florida Power Corporation
 3. Plant Name: Crystal River 1 & 2

4. NAME, TITLE, TELEPHONE NUMBER OF CONTACT PERSON CONCERNING DATA
 SUBMITTED ON THIS FORM: Jon Putnam, Business Financial Analyst, (919) 546-6368

5. Signature of Official Submitting Report : Joel Rutledge
 Joel Rutledge - Lead Business Financial Analyst

6. DATE COMPLETED: 5/13/2008

Line No.	Supplier Name	Mine Location	Shipping Point	Transportation Mode	Tons	Effective Purchase Price (\$/Ton)	Additional Shorthaul & Loading Charges (\$/Ton)	Rail Rate (\$/Ton)	Other Rail Charges (\$/Ton)	River Barge Rate (\$/Ton)	Trans-loading Rate (\$/Ton)	Ocean Barge Rate (\$/Ton)	Other Water Charges (\$/Ton)	Other Related Charges (\$/Ton)	Transportation Charges (\$/Ton)	F.O.B.
																Plant Price (\$/Ton)
(a)	(b)	(c)	(d)	(e)	(f)	(g)	(h)	(i)	(j)	(k)	(l)	(m)	(n)	(o)	(p)	(q)
1	Alpha Coal Sales Co. LLC	8, KY, 119	Yellow Creek, KY	UR	10,699		N/A			N/A	N/A	N/A	N/A	N/A		\$73.55
2	B&W Resources Inc	8, KY, 51	Resource, KY	UR	22,877		N/A			N/A	N/A	N/A	N/A	N/A		\$79.64
3	Cheyenne Resources Inc	8, KY, 193	Charlene, KY	UR	46,007		N/A			N/A	N/A	N/A	N/A	N/A		\$115.03
4	Consol Energy Sales Company	8, KY, 119	Mousie, KY	UR	34,206		N/A			N/A	N/A	N/A	N/A	N/A		\$82.48
5	Constellation Energy Commodities Group	8, KY, 193	Leatherwood, KY	UR	11,335		N/A			N/A	N/A	N/A	N/A	N/A		\$85.02
6	ICG LLC	8, KY, 193	Typo	UR	11,608		N/A			N/A	N/A	N/A	N/A	N/A		\$78.99
7	Massey Utility Sales Company	8, WV, 5	Homer	UR	21,328		N/A			N/A	N/A	N/A	N/A	N/A		\$78.48
8	Trinity Coal Marketing LLC	8, KY, 71	Banner, KY	UR	11,570		N/A			N/A	N/A	N/A	N/A	N/A		\$79.90

**MONTHLY REPORT OF COST AND QUALITY OF COAL FOR ELECTRIC PLANTS
ORIGIN, TONNAGE, DELIVERED PRICE AND AS RECEIVED QUALITY**



1. Report for: Mo. 03/2008
 2. Reporting Company: Florida Power Corporation
 3. Plant Name: Crystal River 4 & 5

4. NAME, TITLE, TELEPHONE NUMBER OF CONTACT PERSON CONCERNING DATA
 SUBMITTED ON THIS FORM: Jon Putnam, Business Financial Analyst, (919) 546-6368

5. Signature of Official Submitting Report :

Joel Rutledge

 Joel Rutledge Lead Business Financial Analyst

6. DATE COMPLETED: 5/13/2008

Line No.	Supplier Name	Mine Location	Shipping Point	Transportation Mode	Tons	Effective Purchase Price (\$/Ton)	Additional Shorthaul & Loading Charges (\$/Ton)	Rail Rate (\$/Ton)	Other Rail Charges (\$/Ton)	River Barge Rate (\$/Ton)	Trans-loading Rate (\$/Ton)	Ocean Barge Rate (\$/Ton)	Other Water Charges (\$/Ton)	Other Related Charges (\$/Ton)	Transportation Charges (\$/Ton)	F.O.B. Plant Price (\$/Ton)
1	Massey Utility Sales Company	8, WV, 5	Homer	UR	10,908	████████	N/A	████████	████████	N/A	N/A	N/A	N/A	N/A	████████	\$79.43
2	Massey Utility Sales Company	8, WV, 5	Sylvester, WV	UR	57,027	████████	N/A	████████	████████	N/A	N/A	N/A	N/A	N/A	████████	\$87.00
3	MC Mining LLC	8, KY, 195	Scotts Branch,	UR	33,619	████████	N/A	████████	████████	N/A	N/A	N/A	N/A	N/A	████████	\$87.46
4	Transfer Facility	N/A	Davant, La	GB	92,511	████████	N/A	N/A	N/A	N/A	████████	████████	████████	N/A	████████	\$71.86
5	Transfer Facility	N/A	Mobile, Al	GB	31,465	████████	N/A	N/A	N/A	N/A	████████	████████	████████	N/A	████████	\$67.75
6	Transfer Facility	N/A	Myrtle Grove, La	GB	████████	████████	N/A	N/A	N/A	N/A	████████	████████	████████	N/A	████████	\$77.31


MONTHLY REPORT OF COST AND QUALITY OF COAL FOR ELECTRIC PLANTS
ORIGIN, TONNAGE, DELIVERED PRICE AND AS RECEIVED QUALITY

**SPECIFIED
CONFIDENTIAL**

1. Report for: Mo. 03/2008
2. Reporting Company: Florida Power Corporation
3. Plant Name: Transfer Facility - IMT

4. NAME, TITLE, TELEPHONE NUMBER OF CONTACT PERSON CONCERNING DATA
SUBMITTED ON THIS FORM: Jon Putnam, Business Financial Analyst, (919) 546-6368

5. Signature of Official Submitting Report :



Joel Rutledge - Lead Business Financial Analyst

6. DATE COMPLETED: 5/13/2008

Line No.	Supplier Name	Mine Location	Shipping Point	Transportation Mode	Tons	Effective Purchase Price (\$/Ton)	Additional Shorthaul & Loading Charges (\$/Ton)	Rail Rate (\$/Ton)	Other Rail Charges (\$/Ton)	River Barge Rate (\$/Ton)	Trans-loading Rate (\$/Ton)	Ocean Barge Rate (\$/Ton)	Other Water Charges (\$/Ton)	Other Related Charges (\$/Ton)	Transportation Charges (\$/Ton)	F.O.B. Plant Price (\$/Ton)
(a)	(b)	(c)	(d)	(e)	(f)	(g)	(h)	(i)	(j)	(k)	(l)	(m)	(n)	(o)	(p)	(q)
1	Arch Coal Sales	17, CO, 29	West Elk	B	33,477	██████████	N/A	N/A	N/A	██████████	██████████	N/A	██████████	N/A	██████████	\$93.40
2	Central Coal Company	8, WV, 39	Kanahwa Eagle	B	17,210	██████████	N/A	N/A	N/A	██████████	██████████	N/A	██████████	N/A	██████████	\$68.01
3	Central Coal Company	8, WV, 39	Kanahwa Eagle	B	22,768	██████████	N/A	N/A	N/A	██████████	██████████	N/A	██████████	N/A	██████████	\$79.38
4	Keystone Industries LLC	8, WV, 39	Mammet Dock,	B	17,154	██████████	N/A	N/A	N/A	██████████	██████████	N/A	██████████	N/A	██████████	\$78.81
5	Magnum Coal Sales LLC	8, WV, 45	Panther Mining	B	14,125	██████████	N/A	N/A	N/A	██████████	██████████	N/A	██████████	N/A	██████████	\$83.14

MONTHLY REPORT OF COST AND QUALITY OF COAL FOR ELECTRIC PLANTS
ORIGIN, TONNAGE, DELIVERED PRICE AND AS RECEIVED QUALITY

**SPECIFIED
CONFIDENTIAL**

1. Report for: Mo. 03/2008
2. Reporting Company: Florida Power Corporation
3. Plant Name: Transfer Facility - Mobile

4. NAME, TITLE, TELEPHONE NUMBER OF CONTACT PERSON CONCERNING DATA
SUBMITTED ON THIS FORM: Jon Putnam, Business Financial Analyst, (919) 546-6368

5. Signature of Official Submitting Report : Joel Rutledge
Joel Rutledge - Lead Business Financial Analyst

6. DATE COMPLETED: 5/13/2008

Line No.	Supplier Name	Mine Location	Shipping Point	Transportation Mode	Tons	Effective Purchase Price (\$/Ton)	Additional Shorthaul & Loading Charges (\$/Ton)	Rail Rate (\$/Ton)	Other Rail Charges (\$/Ton)	River Barge Rate (\$/Ton)	Trans-loading Rate (\$/Ton)	Ocean Barge Rate (\$/Ton)	Other Water Charges (\$/Ton)	Other Related Charges (\$/Ton)	Transportation Charges (\$/Ton)	F.O.B. Plant Price (\$/Ton)
1	Interocean Coal Sales	999, IM, 45	Cartagena, S.A.	OB	30,585	██████████	N/A	N/A	N/A	N/A	N/A	N/A	██████████	N/A	██████████	\$62.93

**MONTHLY REPORT OF COST AND QUALITY OF COAL FOR ELECTRIC PLANTS
ORIGIN, TONNAGE, DELIVERED PRICE AND AS RECEIVED QUALITY**

**SPECIFIED
CONFIDENTIAL**

1. Report for: Mo. 03/2008
 2. Reporting Company: Florida Power Corporation
 3. Plant Name: Transfer Facility - UBT

4. NAME, TITLE, TELEPHONE NUMBER OF CONTACT PERSON CONCERNING DATA
 SUBMITTED ON THIS FORM: Jon Putnam, Business Financial Analyst, (919) 546-6368

5. Signature of Official Submitting Report : Joel Rutledge
 Joel Rutledge - Lead Business Financial Analyst

6. DATE COMPLETED: 5/13/2008

Line No.	Supplier Name	Mine Location	Shipping Point	Transportation Mode	Tons	Effective Purchase Price (\$/Ton)	Additional Shorthaul & Loading Charges (\$/Ton)	Rail Rate (\$/Ton)	Other Rail Charges (\$/Ton)	River Barge Rate (\$/Ton)	Trans-loading Rate (\$/Ton)	Ocean Barge Rate (\$/Ton)	Other Water Charges (\$/Ton)	Other Related Charges (\$/Ton)	Transportation Charges (\$/Ton)	F.O.B.
																Price
(a)	(b)	(c)	(d)	(e)	(f)	(g)	(h)	(i)	(j)	(k)	(l)	(m)	(n)	(o)	(p)	(q)
1	Apex Coal Sales	8, WV, 45	Amherstdale, WV	B	7,350	██████████	N/A	N/A	N/A	██████████	██████████	N/A	██████████	N/A	██████████	\$45.30
2	Arch Coal Sales	17, CO, 29	West Elk	B	3,082	██████████	N/A	N/A	N/A	██████████	██████████	N/A	██████████	N/A	██████████	\$90.29
3	Central Coal Company	8, WV, 39	Kanahwa Eagle	B	1,790	██████████	N/A	N/A	N/A	██████████	██████████	N/A	██████████	N/A	██████████	\$66.65
4	Central Coal Company	8, WV, 39	Kanahwa Eagle	B	3,559	██████████	N/A	N/A	N/A	██████████	██████████	N/A	██████████	N/A	██████████	\$78.40
5	Coal Marketing Company	999, IM, 45	Carbones del	OB	79,397	██████████	N/A	N/A	N/A	N/A	██████████	N/A	██████████	N/A	██████████	\$53.41
6	Glencore Ltd.	999, IM, 45	La Jagua, S.A.	OB	67,138	██████████	N/A	N/A	N/A	N/A	██████████	N/A	██████████	N/A	██████████	\$62.15
7	Keystone Industries LLC	8, WV, 39	Marmet Dock,	B	3,347	██████████	N/A	N/A	N/A	██████████	██████████	N/A	██████████	N/A	██████████	\$76.34

MONTHLY REPORT OF COST AND QUALITY OF COAL FOR ELECTRIC PLANTS
ORIGIN, TONNAGE, DELIVERED PRICE AND AS RECEIVED QUALITY

**SPECIFIED
CONFIDENTIAL**

1. Report for: Mo. 03/2008
 2. Reporting Company: Florida Power Corporation
 3. Plant Name: Crystal River 1 & 2

4. NAME, TITLE, TELEPHONE NUMBER OF CONTACT PERSON CONCERNING DATA
 SUBMITTED ON THIS FORM: Jon Putnam, Business Financial Analyst, (919) 546-6368

5. Signature of Official Submitting Report:

Joel Rutledge
 Joel Rutledge - Lead Business Financial Analyst

6. DATE COMPLETED: 5/12/2008

Line No.	Month Reported	Form Plant Name	Intended Generating Plant	Supplier Name	Original Line Number	Volume (tons)	Form No.	Column Title	Old Value	New Value	New F.O.B. Plant Price	Reason for Revision
(a)	(b)	(c)	(d)	(e)	(f)	(g)	(h)	(i)	(j)	(k)	(l)	(m)
1	12/07	Crystal River 1&2	Transfer Facility		7	15,821	2B	(n) Other Water Charges			\$36.10	Update to Rate

MONTHLY REPORT OF COST AND QUALITY OF COAL FOR ELECTRIC PLANTS
ORIGIN, TONNAGE, DELIVERED PRICE AND AS RECEIVED QUALITY

**SPECIFIED
CONFIDENTIAL**

1. Report for: Mo. 03/2008
2. Reporting Company: Florida Power Corporation
3. Plant Name: Crystal River 4 & 5

4. NAME, TITLE, TELEPHONE NUMBER OF CONTACT PERSON CONCERNING DATA
SUBMITTED ON THIS FORM: Jon Putnam, Business Financial Analyst, (919) 546-6368

5. Signature of Official Submitting Report:

Joe Rutledge - Lead Business Financial Analyst

6. DATE COMPLETED: 5/12/2008

Line No.	Month Reported	Form Plant Name	Intended Generating Plant	Supplier Name	Original Line Number	Volume (tons)	Form No.	Column Title	Old Value	New Value	New F.O.B. Plant Price	Reason for Revision
(a)	(b)	(c)	(d)	(e)	(f)	(g)	(h)	(i)	(j)	(k)	(l)	(m)
1	01/08	Crystal River 4&5	Transfer Facility		83	141,231	2C	(k) New Value			\$79.98	Update to rate
2	12/07	Crystal River 4&5	Transfer Facility		4	46,372	2C	(k) New Value			\$84.46	Update to rate
3	01/08	Crystal River 4&5	Transfer Facility		81	78,842	2C	(k) New Value			\$79.42	Update to rate
4	01/08	Crystal River 4&5	Transfer Facility		5	89,866	2B	(n) other water charges			\$78.59	Update to rate
5	02/08	Crystal River 4&5	Transfer Facility		6	15,614	2B	(n) other water charges			\$82.92	Update to rate
6	01/08	Crystal River 4&5	Transfer Facility		77	64,997	2C	(k) New Value			\$63.04	Update to rate
7	01/08	Crystal River 4&5	Transfer Facility		80	64,378	2C	(k) New Value			\$66.39	Update to rate
8	02/08	Crystal River 4&5	Transfer Facility		5	15,889	2B	(n) other water charges			\$71.48	Update to rate
9	01/08	Crystal River 4&5	Transfer Facility		82	64,866	2C	(k) New Value			\$79.08	Update to rate
10	01/08	Crystal River 4&5	Transfer Facility		84	112,094	2C	(k) New Value			\$71.73	Update to rate
11	12/07	Crystal River 4&5	Transfer Facility		4	79,745	2B	(n) other water charges			\$71.65	Update to rate
12	01/08	Crystal River 4&5	Transfer Facility		4	138,758	2B	(n) other water charges			\$64.05	Update to rate
13	02/08	Crystal River 4&5	Transfer Facility		4	170,503	2B	(n) other water charges			\$74.57	Update to rate

MONTHLY REPORT OF COST AND QUALITY OF COAL FOR ELECTRIC PLANTS
 ORIGIN, TONNAGE, DELIVERED PRICE AND AS RECEIVED QUALITY

SPECIAL ID
CONFIDENTIAL

1. Report for: Mo. 03/2008
 2. Reporting Company: Florida Power Corporation
 3. Plant Name: Transfer Facility - IMT

4. NAME, TITLE, TELEPHONE NUMBER OF CONTACT PERSON CONCERNING DATA
 SUBMITTED ON THIS FORM: Jon Putnam, Business Financial Analyst, (919) 546-6368

5. Signature of Official Submitting Report:

Jon Putnam

 Jon Putnam - Lead Business Financial Analyst

6. DATE COMPLETED: 5/12/2008

Line No.	Month Reported	Form Plant Name	Intended Generating Plant	Supplier Name	Original Line Number	Volume (tons)	Form No.	Column Title	Old Value	New Value	New F.O.B. Plant Price	Reason for Revision
(a)	(b)	(c)	(d)	(e)	(f)	(g)	(h)	(i)	(j)	(k)	(l)	(m)
NONE												

MONTHLY REPORT OF COST AND QUALITY OF COAL FOR ELECTRIC PLANTS
 ORIGIN, TONNAGE, DELIVERED PRICE AND AS RECEIVED QUALITY

**SPECIFIED
 CONFIDENTIAL**

1. Report for: Mo. 03/2008
 2. Reporting Company: Florida Power Corporation
 3. Plant Name: Transfer Facility - Mobile

4. NAME, TITLE, TELEPHONE NUMBER OF CONTACT PERSON CONCERNING DATA
 SUBMITTED ON THIS FORM: Jon Putnam, Business Financial Analyst, (919) 546-6368

5. Signature of Official Submitting Report:

Joel Rutledge

 Joel Rutledge - Lead Business Financial Analyst

6. DATE COMPLETED: 5/12/2008

Line No.	Month Reported	Form Plant Name	Intended Generating Plant	Supplier Name	Original Line Number	Volume (tons)	Form No.	Column Title	Old Value	New Value	New F.O.B. Plant Price	Reason for Revision
(a)	(b)	(c)	(d)	(e)	(f)	(g)	(h)	(i)	(j)	(k)	(l)	(m)
NONE												


MONTHLY REPORT OF COST AND QUALITY OF COAL FOR ELECTRIC PLANTS
 ORIGIN, TONNAGE, DELIVERED PRICE AND AS RECEIVED QUALITY

**SPECIFIED
 CONFIDENTIAL**

1. Report for: Mo. 03/2008
 2. Reporting Company: Florida Power Corporation
 3. Plant Name: Transfer Facility - UBT

4. NAME, TITLE, TELEPHONE NUMBER OF CONTACT PERSON CONCERNING DATA
 SUBMITTED ON THIS FORM: Jon Putnam, Business Financial Analyst, (919) 546-6668

5. Signature of Official Submitting Report:


 Joe Rutledge - Lead Business Financial Analyst

6. DATE COMPLETED: 5/12/2008

Line No.	Month Reported	Form Plant Name	Intended Generating Plant	Supplier Name	Original Line Number	Volume (tons)	Form No.	Column Title	Old Value	New Value	New F.O.B. Plant Price	Reason for Revision
(a)	(b)	(c)	(d)	(e)	(f)	(g)	(h)	(i)	(j)	(k)	(l)	(m)

NONE