

RECEIVED-FPSC

08 OCT 10 PM 4: 36

COMMISSION
CLERK



Akerman Senterfitt
ATTORNEYS AT LAW

Suite 1200
106 East College Avenue
Tallahassee, FL 32301

www.akerman.com

850 224 9634 tel 850 222 0103 fax

Fort Lauderdale
Jacksonville
Los Angeles
Madison
Miami
New York
Orlando
Tallahassee
Tampa
Tysons Corner
Washington, DC
West Palm Beach

October 10, 2008

080635-BU

VIA HAND DELIVERY

Ms. Ann Cole
Commission Clerk
Florida Public Service Commission
2540 Shumard Oak Boulevard
Tallahassee, FL 32399-0850

Re: Application by Chesapeake Utilities Corporation for Authorization to Issue Common Stock, Preferred Stock, and Secured and/or Unsecured Debt, and to Enter into Agreements for Interest Rate Swap Products, Equity Products and Other Financial Derivatives and to Exceed Limitation Placed on Short Term Borrowings in 2009.

Dear Ms. Cole:

Enclosed for filing, please find an original and 5 copies of the Application of Chesapeake Utilities Corporation for Authority to Issue Stock, Secured and Unsecured Debt, and to Enter into Agreements for Interest Rate Swap Products, Equity Products, and other Financial Derivative, and to Exceed the Limitation on Short Term Borrowings During the Calendar Year 2009, along with a copy of the pleading on diskette in Word format.

Your assistance in this matter is greatly appreciated. If you have any questions, please do not hesitate to contact me.

Sincerely,

Beth Keating
AKERMAN SENTERFITT
106 East College Avenue, Suite 1200
Tallahassee, FL 32302-1877
Phone: (850) 224-9634
Fax: (850) 222-0103

COM ___
ECR ___
GCL I
OPC I
RCP ___
SSC ___
SGA I
ADM ___
CLK I

DOCUMENT NUMBER-DATE

09631 OCT 10 08

{TL172816,1}Enclosures

FPSC-COMMISSION CLERK

BEFORE THE FLORIDA PUBLIC SERVICE COMMISSION

In re: Application by Chesapeake Utilities)
Corporation for Authorization to Issue Common)
Stock, Preferred Stock and Secured and/or)
Unsecured Debt, and to Enter into Agreements)
For Interest Rate Swap Products, Equity)
Products and Other Financial Derivatives and to)
Exceed Limitation Placed on Short-Term)
Borrowings in 2009)

080635-GU

**APPLICATION BY CHESAPEAKE UTILITIES CORPORATION FOR
AUTHORIZATION TO ISSUE COMMON STOCK, PREFERRED STOCK AND
SECURED AND/OR UNSECURED DEBT, AND TO ENTER INTO
AGREEMENTS FOR INTEREST RATE SWAP PRODUCTS, EQUITY
PRODUCTS AND OTHER FINANCIAL DERIVATIVES, AND TO EXCEED
LIMITATION PLACED ON SHORT-TERM BORROWINGS IN 2009**

Chesapeake Utilities Corporation (Chesapeake, the Company or Applicant) respectfully files this Application, pursuant to Section 366.04 (1), Florida Statutes, seeking authority in 2009 to issue up to 5,000,000 shares of Chesapeake common stock; up to 1,000,000 shares of Chesapeake preferred stock; up to \$80,000,000 in secured and/or unsecured debt; to enter into agreements for up to \$40,000,000 in Interest Rate Swap Products, Equity Products and other Financial Derivatives; and to obtain authorization to exceed the limitation placed on short-term borrowings by Section 366.04, Florida Statutes, so as to issue short-term obligations in 2009, in an amount not to exceed \$100,000,000.

1. Name and principal business offices of Applicant:

- a) Chesapeake Utilities Corporation
P.O. Box 615
909 Silver Lake Boulevard
Dover, Delaware 19904
- b) Chesapeake Utilities Corporation
Florida Division
1501 Sixth Street, NW
Winter Haven, Florida 33881

DOCUMENT NUMBER-DATE

09631 OCT 10 08

FPSC-COMMISSION CLERK

2. Incorporated:

Chesapeake Utilities Corporation – Incorporated under the laws of the state of Delaware on November 12, 1947 and qualified to do business in Florida, Maryland, and Pennsylvania

3. Person authorized to receive notices and communications in this respect:

Beth Keating, Esquire
Akerman Senterfitt
Suite 1200
106 East College Avenue
Tallahassee, Florida 32301
(850) 224-9634
(850) 222-0103 (Fax)

Attorneys for Chesapeake Utilities Corporation

4. Capital Stock and Funded Debt

Chesapeake has authority by provisions contained in the Certificate of Incorporation, as amended, to issue common stock as follows:

- a) Common stock having a par value of \$0.4867 per share.
- b) Amount authorized: 12,000,000 shares.
- c) Amount outstanding as of June 30, 2008 : 6,814,705
- d) Amount held in Treasury: 0 shares.
- e) Amount pledged by Applicant: None.
- f) Amount owned by affiliated corporations: None.
- g) Amount held in any fund: None.

Chesapeake has authority by provisions contained in its Certificate of Incorporation, as amended, to issue preferred stock as follows:

- a) Preferred stock having a par value of \$0.01 per share.
- b) Amount authorized: 2,000,000 shares.
- c) Amount outstanding as of June 30, 2008: 0 shares.
- d) Amount held in Treasury: None.

- e) Amount pledged by Applicant: None.
- f) Amount owned by affiliated corporations: None.
- g) Amount held in any fund: None.

The funded indebtedness by class and series are as follows:

- (a)1 8.25% Convertible Debentures due March 1, 2014 are convertible prior to maturity, unless previously redeemed, into shares of common stock of Chesapeake at a conversion price of \$17.01 per share. Interest on the Debentures is payable on the first day of March and September, commencing September 1, 1989. The Debentures are redeemable at 100% of the principal amount plus accrued interest (i) on March 1 in any year, commencing in 1991, at the option of the holder and (ii) at any time within 60 days after request on behalf of a deceased holder. At Chesapeake's option, beginning March 1, 1990, the Debentures may be redeemed in whole or in part at redemption prices declining from 107.25%, plus accrued interest. No sinking fund will be established to redeem the Debentures. As of June 30, 2008, there is a remaining balance of \$1,777,000 on this issue.
- (a)2 7.97% Unsecured Senior Notes due February 1, 2008, and issued on February 9, 1993 in the principal amount of \$10,000,000 bearing interest payable semi-annually with provisions for payment of interest only prior to February 1, 1999; thereafter, principal shall be payable, in addition to interest on the unpaid balance, over ten (10) years at the rate of \$1,000,000 per annum. The Company paid the final principal payment on February 1, 2008.
- (a)3 6.91% Unsecured Senior Notes due October 1, 2010, and issued on October 2, 1995 in the principal amount of \$10,000,000 bearing

interest payable quarterly with provisions for payment of interest only prior to October 1, 2000; thereafter, principal shall be payable, in addition to interest on the unpaid balance, over eleven (11) years at the rate of \$909,091 per annum. As of June 30, 2008 there is a remaining balance of \$2,727,273 on this issue.

(a)4 6.85% Unsecured Senior Notes due January 1, 2012 and issued on December 15, 1997 in the principal amount of \$10,000,000 bearing interest payable semi-annually with provisions for payment of interest only prior to January 1, 2003; thereafter, principal shall be payable, in addition to interest on the unpaid balance, over ten (10) years at the rate of \$1,000,000 per annum. As of June 30, 2008, there is a remaining balance of \$4,000,000 on this issue.

(a)5 7.83% Unsecured Senior Notes due January 1, 2015 and issued on December 29, 2000 in the principal amount of \$20,000,000 bearing interest payable semi-annually with provisions for payment of interest only prior to January 1, 2006; thereafter, principal shall be payable, in addition to interest on the unpaid balance, over ten (10) years at the rate of \$2,000,000 per annum. As of June 30, 2008, there is a remaining balance of \$14,000,000 on this issue.

(a)6 6.64% Unsecured Senior Notes due October 31, 2017 and issued on October 31, 2002 in the principal amount of \$30,000,000 bearing interest payable semi-annually with provisions for payment of interest only prior to October 31, 2007; thereafter, principal shall be payable, in addition to interest on the unpaid balance, over eleven (11) years at the rate of \$2,727,272 per annum. As of June 30, 2008, there is a remaining balance of \$30,000,000 on this issue.

(a) 7 5.50% Unsecured Senior Notes due October 12, 2020 and issued on October 12, 2006 in the principal amount of \$20,000,000 bearing interest payable quarterly with provisions for payment of interest only prior to October 12, 2011; thereafter, principal shall be payable, in addition to interest on the unpaid balance, for ten (10) years at the rate of \$2,000,000 per annum. As of June 30, 2008, there is a remaining balance of \$20,000,000 on this issue.

(b) The amounts authorized are set forth above.

(c) The amounts outstanding at June 30, 2008 are set forth above.

(d) Amount held as reacquired securities: None.

(e) Amount pledged by Applicant: None.

(f) Amount owned by affiliated corporations: None.

(g) Amount in Sinking Fund or other funds: None.

(h) Additional information:

(h)1 On August 27, 2008, Chesapeake entered into an agreement in principle with Metropolitan Life Insurance Company (MetLife) pursuant to which MetLife agreed in principle to purchase from Chesapeake, \$30,000,000 in principal amount of Unsecured Senior Notes issued by Chesapeake prior to January 31, 2009. The interest rate for the Unsecured Senior Notes is a fixed rate based upon the funding date, but which cannot exceed 6.03%. The final interest rate will be as follows:

<u>Funding Date</u>	<u>Rate</u>
• By October 31, 2008	5.93%
• November 1-30, 2008	5.96%
• December 1-31, 2008	5.99%
• January 1-31, 2009	6.03%

For the first five years from the funding date, the Notes will bear interest at the applicable rate with provisions for payment of interest semi-annually only; after the first five years, principal shall be payable, in addition to interest on the unpaid balance, for ten (10) years at the rate of \$3,000,000 per annum. Chesapeake expects to use the Unsecured Senior Notes to finance the Company's capital expenditures for general corporate purposes and to support the Company's growth. With respect to the proposed issuance of debt, Chesapeake would note that pursuant to Delaware Public Service Commission (DPSC) Order No. 7065 dated October 31, 2006, the DPSC authorized Chesapeake to issue up to \$40,000,000 in common stock and/or debt securities over a three-year period under the Shelf Registration Statement as described in section 6, paragraph g of this Application. A copy of the Order has been previously filed with the FPSC within Exhibit F of the Application by Chesapeake Utilities Corporation for Authorization to Issue Common Stock, Preferred Stock and Secured and/or Unsecured Debt and to Exceed Limitation Placed on Short-Term Borrowings in 2008, Docket No. 070640-GU, dated November 29, 2007, and is hereby incorporated by reference. Pursuant to the DPSC Order No. 7065, Chesapeake has issued \$20,000,000 in common stock. The Company did not issue the \$20,000,000 in principal unsecured long-term debt, so as of June 30, 2008, \$20,000,000 is remaining under the Shelf Registration Statement for the Company to use for future issuances. Accordingly, \$20,000,000 of the \$30,000,000 in principal amount of Unsecured Senior Notes to be purchased by MetLife may be issued under the Company's existing Shelf Registration Statement. The additional \$10,000,000 of the \$30,000,000

long-term debt issuance will be issued under the authority for issuance and sale of \$40,000,000 in secured and unsecured long-term debt during 2008 granted by FPSC Order No. PSC-07-0952-FOF-GU, issued on November 29, 2007. On September 29, 2008, the Company filed an Application with the DPSC requesting authorization to issue additional long-term debt in the amount of \$10,000,000. A copy of the Application is included herewith as Exhibit C. Since the execution of the Note Agreement will occur in 2008, the Company has assumed issuance of the Notes will be applied to the \$40,000,000 of unsecured long-term debt that was approved for 2008. As of June 30, 2008, there is no balance for these Unsecured Senior Notes as they have not been issued.

(h)2 As of the filing date, the Company had two unsecured, committed bank lines of credit in the amounts of \$5,000,000 and \$10,000,000; and three unsecured, uncommitted bank lines of credit in the amounts of \$45,000,000, \$30,000,000 and \$10,000,000. For the \$30,000,000 unsecured, uncommitted line of credit, \$5,000,000 of the total line can be used to guarantee letters of credit issued by Chesapeake or one of its subsidiaries for up to 364 days. As of June 30, 2008, the total short-term borrowing outstanding under the bank lines of credit was \$57,055,153.

5. Authorizations Requested

Chesapeake requests authorization from the FPSC to issue up to 769,579 new shares of its common stock during 2009 for the purpose of administering Chesapeake's Retirement Savings Plan, Performance Incentive Plan, Dividend Reinvestment and Stock Purchase Plan, conversion of the Company's Convertible Debentures, Directors Stock Compensation Plan, and

Employee Stock Awards Plan. The share breakdown for each specific purpose is as follows:

<u>Number of Shares</u>	<u>Purpose</u>
45,710	Issuance pursuant to the Company's Retirement Savings Plan.
200,000	Issuance under the terms of the Company's Performance Incentive Plan.
400,000	Issuance pursuant to the Company's Dividend Reinvestment and Stock Purchase Plan.
104,469	Issuance under the terms of the Company's outstanding 8 ¼% Convertible Debentures.
14,400	Issuance pursuant to the Company's Directors Stock Compensation Plan.
5,000	Issuance under the terms of the Company's Employee Stock Awards Plan.

In addition, Chesapeake is requesting FPSC authorization to issue up to 800,000 shares of Chesapeake stock or an equity-linked instrument equivalent in value in 2009 to permanently finance Chesapeake's ongoing capital expenditure program. The capital expenditure program is subject to continuous review and modification and is funded from short-term borrowings and cash provided by operating activities. The Company, in an effort to manage its capital structure, may from time to time, permanently finance its short-term borrowings through the issuance of common stock or an equity-linked instrument, as opposed to long-term debt.

Chesapeake requests FPSC authorization to issue up to \$40,000,000 in secured an/or unsecured debt during 2009 for general corporate purposes including, but not limited to, working capital, retirement of short-term debt, retirement of long-term debt and capital improvements.

Chesapeake is also requesting FPSC authorization during 2009 to issue up to 3,430,421 shares of common stock and up to \$40,000,000 in secured and/or unsecured debt for possible acquisitions. Due to the nature of typical cash for stock acquisitions, the \$40,000,000 in secured and/or unsecured debt may be initially issued through a bridge loan in the form of notes held by banks or some similar form of short-term obligations. For this reason, Chesapeake seeks FPSC authorization to exceed the limitation placed on short-term borrowings by Section 366.04, Florida Statutes, so as to issue short-term obligations in an amount not to exceed \$100,000,000 during 2009. The bridge financing would subsequently be refinanced as unsecured long-term debt with an estimated rate of interest of up to 300 basis points above U.S. Treasury rates (or extrapolated U.S. Treasury rates) with equivalent average life.

Chesapeake is also requesting authority to issue up to 1,000,000 shares of Chesapeake preferred stock in 2009, for possible acquisitions, financing transactions, and other general corporate purposes, including potential distribution under the Company's Shareholder Rights Agreement ("Rights Agreement") adopted by the Board of Directors on August 20, 1999, and subsequently, modified and extended by the Board of Directors on September 12, 2008. On September 12, 2008, the Board extended the expiration of the Rights from August 20, 2009 to August 20, 2019 and increased the Exercise Price per share from \$54.56 to \$105.

Chesapeake further seeks FPSC approval to enter into financial agreements with institutions in 2009 to negotiate and execute financial derivatives enabling the Company to lock in its future financing costs and minimize its risk. A financial derivative is a risk-shifting agreement, the value

of which is derived from the value of an underlying asset. The underlying asset could be a physical commodity, an interest rate, a company's stock, a stock index, a currency, or virtually any other tradable instrument upon which two parties can agree. A financial derivative can be used for hedging, protecting against financial risk, or can be used to speculate on the movement of commodity or security prices, interest rates or the levels of financial indices. Financial derivatives fall into two categories. One consists of customized, privately negotiated derivatives, referred to as over-the-counter (OTC) derivatives or swaps. The other category consists of standardized, exchangeable derivatives, known generically as futures. In addition, there are various types of products within each of the two categories. The Company has attempted to identify below some of the financial derivatives that the Company may evaluate in 2009, although the listing is not intended to be all-inclusive. Rather, the Company seeks approval to evaluate and employ those financial derivatives that would mitigate its financial risk associated with a particular financing transaction(s).

Chesapeake is proposing to have the flexibility and authority to enter into the following (a) Treasury rate locks, credit spread locks, interest rate swaps, collars, caps and/or floors (the "Interest Rate Swap Products"); (b) equity collars, floors, prepaid forward contracts, covered calls, forward sales and purchases and/or equity-linked instruments (the "Equity Products"); or (c) any other Financial Derivatives that meet the objectives described above on such terms as Chesapeake considers to be appropriate, provided that the notional amount(s) for said Interest Rate Swap Products, Equity Products, and/or other Financial Derivatives do not, in the aggregate, exceed the sum of \$40,000,000.

Chesapeake Utilities Corporation allocates funds to the Florida Division on an as-needed basis, although in no event would such allocations exceed 75 percent of the proposed equity securities (common stock and preferred stock), long-term debt, short-term debt, Interest Rate Swap Products, Equity Products and Financial Derivatives, pursuant to which approval is being sought by this Application.

6. Purposes for which Securities are to be issued:

(a) Chesapeake's Retirement Savings Plan ("RSP") was implemented on February 1, 1977. As of June 30, 2008, the RSP had 396 active participants; a total market valuation of \$35,956,309 and 491,771 shares of the Company's common stock. The Company filed a revised RSP Document with the Internal Revenue Service ("IRS"), and received a favorable determination letter. The changes made to the RSP Document were primarily associated with the IRS' most recent Code changes and did not change the underlying features of the administration of the RSP. The key driver in filing the revised RSP Document was the IRS' mandated determination letter filing cycle. A copy of the RSP Document filed with the IRS has been previously filed with the FPSC within Exhibit C of the Application by Chesapeake Utilities Corporation for Authorization to Issue Common Stock, Preferred Stock and Secured and/or Unsecured Debt and to Exceed Limitation Placed on Short-Term Borrowings in 2008, Docket No. 070640-GU, dated November 29, 2007, and is hereby incorporated by reference. Pursuant to the RSP, the first 100% of an employee's contribution, up to a maximum 6% of his/her salary is matched by the Company in shares of Chesapeake common stock. Additional employee dollars that are matched by the Company are invested according to the

respective employee's 401(k) designation. The RSP was amended at the end of 1998 to provide for a larger employer matching amount, from 60% to as much as 200%, and at the same time the Company's Pension Plan was closed off to new employees. Accordingly, as the employer-matching amount has increased, so has the number of shares being issued under the RSP.

To continue to balance the composition of debt and equity, Chesapeake wants to maintain flexibility in how the RSP is funded, i.e, with new shares of its stock, buying shares on the open market, and/or a combination of both funding methods.

On June 23, 1992, the Delaware Public Service Commission issued Order No. 3425 approving the issuance of up to 100,000 new shares of Chesapeake common stock for the purpose of administering Chesapeake's RSP. Please note that this Order by the Delaware Public Service Commission is "open ended" in the sense that there is no time limit by which the approved securities need to be issued. A copy of the Order has been previously filed with the FPSC within Exhibit J of the Application for Approval of Issuance and Sale of Securities by Chesapeake Utilities Corporation, Docket No. 931112-GU, dated November 17, 1993, and is hereby incorporated by reference. On July 13, 1999, the Delaware Public Service Commission issued Order No. 5165 approving the issuance of an additional 100,000 new shares of Chesapeake common stock for the purpose of administering the RSP. Please note that this Order by the Delaware Public Service Commission is also "open ended" in the sense that there is no time limit by which approved securities need to be issued. A copy of this Order has been previously filed with the FPSC within Exhibit C of the Application by Chesapeake Utilities Corporation for Authorization to issue Common Stock,

Preferred Stock and Secured and/or Unsecured Debt and to Exceed Limitation Placed on Short-Term Borrowings in 2000, Docket No. 991631-GU, dated October 20, 1999, and is hereby incorporated by reference. On December 19, 2000, the Delaware Public Service Commission issued Order No. 5609 approving the issuance of an additional 300,000 new shares of Chesapeake common stock for the purpose of administering the RSP. Please note that this Order by the Delaware Public Service Commission is also "open ended" in the sense that there is no time limit by which approved securities need to be issued. A copy of this Order has been previously filed with the FPSC as Exhibit E of the Consummation Report of Securities Issued by Chesapeake Utilities Corporation, Docket No. 991631-GU, dated March 29, 2001, and is hereby incorporated by reference. Pursuant to these Orders, Chesapeake has issued 454,290 new shares of common stock for the RSP as of June 30, 2008. Thus, there remains to be issued 45,710 shares as authorized by the Delaware Public Service Commission.

The FPSC approved the issuance and sale of up to 61,830 shares of common stock for the Plan during 2008 by Order No. PSC-07-0952-FOF-GU issued on November 29, 2007. Chesapeake now seeks FPSC authorization to issue up to 45,710 new shares of Chesapeake common stock for the purpose of administering Chesapeake's Retirement Savings Plan during 2009.

(b) On May 19, 1992, the common stock shareholders of Chesapeake voted in favor of adopting the Chesapeake Utilities Corporation Performance Incentive Plan ("PIP"). On May 19, 1998, the common stock shareholders of Chesapeake approved several amendments to the PIP. A copy of the amended PIP agreement has been previously filed with the FPSC within

Exhibit C of the Application for Approval of Issuance and Sale of Securities by Chesapeake Utilities Corporation, Docket No. 981213-GU, dated September 23, 1998, and is hereby incorporated by reference.

The purposes of the PIP are (1) to further the long-term growth and earnings of the Company by providing incentives and rewards to those executive officers and other key employees of the Company and its subsidiaries who are in positions in which they can contribute significantly to the achievement of that growth; (2) to encourage those employees to obtain proprietary interests in the Company and to remain as employees of the Company; and (3) to assist the Company in recruiting able management personnel.

To accomplish these objectives, the PIP authorizes the grant of nonqualified stock options, performance shares of the Company's common stock and stock appreciation rights, or any combination thereof. The PIP, as it was originally adopted by the common stock shareholders of Chesapeake in 1992, provided that over a ten-year period beginning in 1992, any one or more types of awards for up to a total of 200,000 shares of Chesapeake's common stock may be granted. On June 23, 1992, the Delaware Public Service Commission issued Order No. 3425 approving the issuance of up to 200,000 new shares of Chesapeake common stock for the purpose of administering Chesapeake's PIP. A copy of this Order has been previously filed with the FPSC within Exhibit J of the Application for Approval of Issuance and Sale of Securities by Chesapeake Utilities Corporation, Docket No. 931112-GU, dated November 17, 1993, and is hereby incorporated by reference. The amendments to the PIP adopted by the common stock shareholders of Chesapeake on May 19, 1998 changed the terms and

provisions of the PIP as follows: (1) the aggregate number of shares of common stock subject to awards was increased from 200,000 shares to 400,000 shares; (2) the term of the PIP was extended for five years through December 31, 2005; and (3) the Board of Directors was granted greater flexibility to amend, modify or terminate the PIP, subject to shareholder approval requirements imposed by applicable law. On July 13, 1999, the Delaware Public Service Commission issued Order No. 5165 approving the issuance of an additional 200,000 new shares of Chesapeake common stock for the purpose of administering the PIP, coinciding with these amendments. A copy of this Order has been previously filed with the FPSC within Exhibit C of the Application by Chesapeake Utilities Corporation for Authorization to Issue Common Stock, Preferred Stock and Secured and/or Unsecured Debt and to Exceed Limitation Placed on Short-Term Borrowings in 2000, Docket No. 991631-GU, dated October 20, 1999, and is hereby incorporated by reference.

The pre-existing PIP expired on December 31, 2005 and the Company's current PIP was effective January 1, 2006. Stock awards granted prior to 2006, were under the authority of the pre-existing PIP. Stock awards granted in 2006 through 2014, to the extent earned and awarded in such years, have been and will continue to be issued under the authority of the current PIP.

On February 24, 2005, Chesapeake's Board of Directors adopted the current PIP, which applied to performance beginning January 1, 2006, and approved 400,000 shares of common stock to be authorized and reserved for issuance. The current PIP as adopted by the common shareholders of Chesapeake on May 5, 2005 allows for the issuance of restricted stock in the form of performance share awards. In addition, the current PIP, allows

performance shares to be awarded to those key employees of the Company whom a designated committee, composed of independent directors chosen by the Board determines, are in positions to contribute significantly to the long-term growth, development, and financial success of the Company, and will encourage those employees to obtain proprietary interest in the Company and to remain as employees of the Company as well as to assist the Company in recruiting able management personnel. Under the current PIP, no more than 25,000 shares are to be awarded to any one executive in any calendar year. The current PIP expires on December 31, 2014. On April 26, 2005, the Delaware Public Service Commission issued Order No. 6607 approving the issuance of 400,000 shares of Chesapeake common stock for the purpose of administering the current PIP. A copy of the Application and Order have been previously filed with the FPSC within Exhibit D of the Application by Chesapeake Utilities Corporation for Authorization to Issue Common Stock, Preferred Stock and Secured and/or Unsecured Debt and to Exceed Limitation Placed on Short-Term Borrowings in 2006, Docket No. 050630-GU, dated September 21, 2005, and is hereby incorporated by reference.

Pursuant to the PIP, Chesapeake has issued 158,892 shares of common stock as of June 30, 2008, of which 28,707 shares were issued under the current PIP.. No additional shares can be issued under the pre-existing PIP. Thus, there remains to be issued 371,293 shares as authorized by the Delaware Public Service Commission. The FPSC approved the issuance and sale of up to 200,000 shares of common stock for the PIP during 2008 by Order No. PSC-07-0952-FOF-GU, issued on November 29, 2007. Chesapeake now seeks FPSC authorization to issue up to 200,000 new

shares of Chesapeake common stock for the purpose of administering Chesapeake's Performance Incentive Plan during 2009. The 200,000 shares should be adequate to cover any shares issued in 2009 pursuant to awards granted to executives and other key officers of the Company and its subsidiaries for 2008.

(c) Chesapeake's Dividend Reinvestment and Stock Purchase Plan ("DRP") was implemented on April 27, 1989. The DRP Administrator currently has the flexibility of purchasing shares of Chesapeake common stock on the open market, using Treasury stock or issuing new common stock. The gradual issuance of new common stock enables Chesapeake to balance the composition of its capital between common stock and long-term debt. As of June 30, 2008, the DRP had 1,389 stockholder participants.

A copy of the DRP as filed on Registration Statement Form S-3 with the Securities and Exchange Commission has been previously filed with the FPSC as Exhibit D of the Application for Approval of Issuance and Sale of Securities by Chesapeake Utilities Corporation, Docket No. 961194-GU, dated October 1, 1996, and is hereby incorporated by reference. On May 23, 1989, the Delaware Public Service Commission issued Order No. 3071 approving the issuance of up to 200,000 new shares of Chesapeake common stock for the purpose of administering Chesapeake's DRP. Please note that this Order by the Delaware Public Service Commission is "open ended" in the sense that there is no time limit by which the approved securities need to be issued. A copy of this Order has been previously filed with the FPSC within Exhibit J of the Application for Approval of Issuance and Sale of Securities by Chesapeake Utilities Corporation, Docket No. 931112-GU, dated November 17, 1993, and is hereby incorporated by reference. On December 20, 1995,

the Delaware Public Service Commission issued Order No. 4097 approving the issuance of an additional 300,000 new shares of Chesapeake common stock for the purpose of administering Chesapeake's DRP. Please note that this Order by the Delaware Public Service Commission is also "open ended" in the sense that there is no time limit by which the approved securities need to be issued. A copy of this Order has been previously filed with the FPSC within Exhibit E of the Application for Approval of Issuance and Sale of Securities by Chesapeake Utilities Corporation, Docket No. 961194-GU, dated October 1, 1996, and is hereby incorporated by reference. On August 5, 2004, Chesapeake's Board of Directors approved 750,000 additional shares of common stock to be authorized and reserved for issuance under the Dividend Reinvestment and Stock Purchase Plan, as well as several amendments to the terms of the Plan. The amended plan (a) allows for direct stock purchases by persons who at the times of purchase are not shareholders of the Company; (b) establishes the minimum investment amount for direct stock purchases by persons who are not shareholders of the Company; (c) fixes the minimum monthly and maximum annual optional cash investment limits for participating shareholders; (d) allows for direct debiting of shareholder-designated bank accounts for purchases; and (e) adds a provision to the Plan, whereby the Company, with the prior approval of the Board of Directors or under guidelines adopted by the Board of Directors, could on a case-by-case basis waive the maximum annual optional cash investment limit and accept investments in excess of that amount. On December 21, 2004 the Delaware Public Service Commission issued Order No. 6543, approving the issuance of an additional 750,000 shares of Chesapeake common stock for the purpose of administering Chesapeake's

amended Dividend Reinvestment and Stock Purchase Plan. Please note that this Order by the Delaware Public Service Commission is "open ended" in the sense that there is no time limit by which the approved securities need to be issued. A copy of this Order has been previously filed with the FPSC within Exhibit C of the Consummation Report of Securities Issued by Chesapeake Utilities Corporation, Docket No. 030942-GU, dated March 22, 2005, and is hereby incorporated by reference. Pursuant to the Orders above, Chesapeake has issued 616,459 new shares of common stock as of June 30, 2008. Thus, there remains to be issued 633,541 shares as authorized by the Delaware Public Service Commission. The FPSC approved the issuance and sale of up to 400,000 shares for the DRP during 2008 by Order No. PSC-07-0952-FOF-GU, issued on November 29, 2007.

Chesapeake now seeks FPSC approval to issue up to 400,000 new shares of Chesapeake common stock for the purpose of administering Chesapeake's amended Dividend Reinvestment and Stock Purchase Plan during 2009.

(d) On April 4, 1989, Chesapeake issued \$5,000,000 in 8.25% Convertible Debentures as part of a public offering. As of June 30, 2008, \$1,777,000 remained outstanding with a conversion price of \$17.01 per share. Hence, the maximum number of shares of common stock that could be issued upon conversion is 104,469. A true and correct copy of the Registration Statement on Form S-2 dated February 16, 1989, as filed with the Securities and Exchange Commission, has been previously filed with the FPSC as Exhibit I of the Application for Approval of Issuance and Sale of Securities by Chesapeake Utilities Corporation, Docket No. 931112-GU, dated November 17, 1993, and is hereby incorporated by reference.

The Debentures had a conversion premium greater than the offering price of the common stock issued, no mandatory sinking fund, and became callable after one year at a premium equal to the interest rate less 1%, declining 1/2% per year thereafter. There is an optional bondholder redemption feature, which allows any debenture holder to present any Debenture for redemption, at par, on the anniversary date of the issue, subject to annual limitations of \$10,000 per debenture holder and \$200,000 in the aggregate. These optional redemption rights began on April 1, 1991. In addition, subject to the annual limitations of \$10,000 per debenture holder and \$200,000 in the aggregate, Chesapeake will redeem the Debentures of deceased debenture holders within 60 days of notification. Such redemption of estate Debentures shall be made prior to other Debentures.

On February 14, 1989, the Delaware Public Service Commission issued Order No. 3040 approving the issuance of \$5,000,000 in Convertible Debentures and, inherently, their potential conversion into Chesapeake common stock. Please note that this Order by the Delaware Public Service Commission is "open ended" in the sense that there is no time limit by which the approved securities need to be issued. A copy of this Order has been previously filed with the FPSC within Exhibit J of the Application for Approval of Issuance and Sale of Securities by Chesapeake Utilities Corporation, Docket No. 931112-GU, dated November 17, 1993, and is hereby incorporated by reference.

As of June 30, 2008, a cumulative \$2,298,000 of the Convertible Debentures has been converted. The FPSC approved the issuance and sale of up to 111,993 new shares of Chesapeake common stock for the purpose of honoring conversion rights pursuant to the Company's Convertible

Debentures during 2008, by Order No.PSC-07-0952-FOF-GU, issued on November 29, 2007. Chesapeake now seeks FPSC authorization to issue up to 104,469 new shares of Chesapeake common stock for the purpose of honoring these conversion rights during 2009.

(e) On February 24, 2005, the Board adopted Chesapeake's Directors Stock Compensation Plan (DSCP) and on May 5, 2005, the DSCP received shareholder approval. Under the DSCP each non-employee director who is elected as a director or whose service as a director will continue after the date of the respective Annual Meeting will receive, as compensation for services during the ensuing year, an award of no more than 1,200 shares of the Company's common stock on the date of the Company's Annual Meeting. The DSCP enhances the Company's ability to attract, motivate and retain as non-employee directors persons of training, experience and ability and to encourage the highest level of non-employee director performance by providing such directors with a proprietary interest in the Company's growth and financial success. The DSCP expires on December 31, 2015.

On April 26, 2005, the Delaware Public Service Commission issued Order No. 6607 authorizing Chesapeake to issue up to 75,000 shares of common stock to administer the Company's DSCP.

A copy of the Application, and Order have been previously filed with the FPSC within Exhibit D, as well as the DSCP plan document within Exhibit F of the Application by Chesapeake Utilities Corporation for Authorization to Issue Common Stock, Preferred Stock and Secured and/or Unsecured Debt and to Exceed the Limitation Placed on Short-Term Borrowings in 2006, Docket No. 050630-GU, dated September 21, 2005, and is hereby incorporated by reference. The FPSC approved the issuance of up to 14,400

shares of common stock for the DSCP during 2008 by Order No. PSC-07-0952-FOF-GU, issued on November 29, 2007. Pursuant to the DSCP, Chesapeake has issued 23,300 new shares of common stock as of June 30, 2008. Thus, there remains to be issued 51,700 shares as previously authorized by the Delaware Public Service Commission.

Chesapeake now seeks FPSC authorization to issue up to 14,400 new shares of Chesapeake common stock for the purpose of administering Chesapeake's DSCP during 2009. The 14,400 shares should be adequate to cover any awards granted to non-employee directors of the Company in 2009.

(f) The Board adopted the Employee Stock Awards Plan (ESAP) on February 24, 2005; allowing the Company to grant stock awards to its top performing managers and employees of the year; and to have the flexibility to make other awards of stock to employees for exemplary performance. The ESAP received shareholder approval on May 5, 2005. The maximum number of shares that can be issued from the ESAP in any one year is 5,000. The ESAP expires on December 31, 2015.

On April 26, 2005, the Delaware Public Service Commission issued Order No. 6607 authorizing Chesapeake to issue up to 25,000 shares of common stock to administer the Company's ESAP.

A copy of the Application and Order have been previously filed with the FPSC within Exhibit D, as well as the ESAP document within Exhibit G of the Application by Chesapeake Utilities Corporation for Authorization to Issue Common Stock, Preferred Stock and Secured and/or Unsecured Debt and to Exceed Limitation Placed on Short-Term Borrowings in 2006, Docket No. 050630-GU, dated September 21, 2005, and is hereby incorporated by

reference. The FPSC approved the issuance of up to 5,000 shares of common stock for the ESAP during 2008 by Order No. PSC-07-0952-FOF-GU, issued on November 29, 2007. Pursuant to the ESAP, Chesapeake has issued 950 shares of common stock as of June 30, 2008. Thus, there remains to be issued 24,050 shares as previously authorized by the Delaware Public Service Commission. Chesapeake now seeks FPSC authorization to issue up to 5,000 new shares of Chesapeake common stock for the purpose of administering Chesapeake's ESAP during 2009. The 5,000 shares should be adequate to cover any awards granted to managers and employees of the Company and its subsidiaries in 2009.

(g) On July 5, 2006, Chesapeake filed a Shelf Registration Statement on Form S-3 with the Securities Exchange Commission to issue up to \$40,000,000 in new common stock and/or debt securities over a three-year period. Under the Shelf Registration, the net proceeds from the sale of common stock and/or debt securities would be added to Chesapeake's general corporate funds and used for general corporate purposes including, but not limited to, financing of capital expenditures, repayment of short-term debt, funding share repurchases, financing acquisitions, investing in subsidiaries and general working capital purposes. A copy of the Shelf Registration Statement has been previously filed with the FPSC within Exhibit D of the Application by Chesapeake Utilities Corporation for Authorization to Issue Common Stock, Preferred Stock and Secured and/or Unsecured Debt and to Exceed Limitation Placed on Short-Term Borrowings in 2008, Docket No. 070640-GU, dated November 29, 2007, and is hereby incorporated by reference. On November 9, 2006, Chesapeake filed a Prospectus Supplement with the Securities Exchange Commission pursuant to Rule

424(b)(5). The Prospectus Supplement provided financial information about the Company and described the specific terms of the Company's upcoming common stock offering, including the securities the Company would offer, the price of the offered shares, updated number of shares, delivery date of the sold shares, shares outstanding after the issuance, underwriting discounts and commissions as well as proceeds to the Company. A copy of the Prospectus Supplement has been previously filed with the FPSC within Exhibit E of the Application by Chesapeake Utilities Corporation for Authorization to Issue Common Stock, Preferred Stock and Secured and/or Unsecured Debt and to Exceed Limitation Placed on Short-Term Borrowings in 2008, Docket No. 070640-GU, dated November 29, 2007, and is hereby incorporated by reference. On November 21, 2006, Chesapeake, pursuant to the Prospectus Supplement completed a public stock offering of 600,300 shares of its common stock at \$30.10 per share. The net proceeds of approximately \$17,200,000 million from the sale of the 600,300 shares of common stock were used to repay a portion of the Company's short-term debt under its unsecured lines of credit. Short-term debt has been used to temporarily finance the Company's utility expansion projects.

In connection with the stock offering of Chesapeake's 600,300 shares of common stock, Chesapeake, on November 30, 2006, completed the sale of 90,045 additional shares of its common stock at \$30.10 per share. The sale of the 90,045 shares of common stock was pursuant to the exercise of the over-allotment option by the underwriters. The net proceeds of approximately \$2,600,000 from the sale of the 90,045 over-allotment shares were used to repay a portion of the Company's short-term debt.

On October 16, 2006, the Delaware Public Service Commission issued Order No. 7065 authorizing Chesapeake to issue up to \$40,000,000 in common stock and/or debt securities over a three-year financing period under the Shelf Registration Statement. Of the \$40,000,000 approved for issuance in common stock and/or debt securities, there is a balance of \$20,000,000 to be issued. The Company intends to use the abovementioned balance of \$20,000,000 for the issuance of \$20,000,000 in principal unsecured long-term debt pursuant to the transaction described in detail in section 4, Funded Indebtedness, paragraph h(1).

(h) Chesapeake now seeks FPSC approval to issue up to 800,000 shares of Chesapeake stock, or an equity-linked instrument equivalent in value in 2009 to permanently finance Chesapeake's ongoing capital expenditure program. Financing for the Company's capital expenditure program is subject to continuous review and modification and is funded from short-term borrowings and cash provided by operating activities. The Company, in an effort to manage its capital structure, may, from time to time permanently finance through the issuance of common stock or an equity-linked instrument, as opposed to long-term debt. The FPSC approved the issuance of 800,000 shares of common stock for Chesapeake during 2008 by Order No. PSC-07-0952-FOF-GU, issued on November 29, 2007.

(i) Chesapeake seeks FPSC authorization to issue during 2009 up to \$40,000,000 in secured and/or unsecured long-term debt with an estimated rate of interest of up to 300 basis points above U.S. Treasury rates (or extrapolated U.S. Treasury rates) with equivalent average life. Proceeds from this debt issuance would be used for general corporate purposes including, but not limited to, working capital, retirement of short-term debt,

retirement of long-term debt and capital improvements. The FPSC approved the issuance and sale of \$40,000,000 in secured and/or unsecured long-term debt during 2008 by Order No. PSC-07-0952-FOF-GU, issued November 29, 2007.

(j) Chesapeake seeks further FPSC authorization to issue during 2009 up to an additional 3,430,421 shares of common stock and an additional \$40,000,000 in secured and/or unsecured long-term debt with an estimated rate of interest of up to 300 basis points above U.S. Treasury rates (or extrapolated U.S. Treasury rates) with equivalent average life. This additional stock and debt would be used to finance Chesapeake's ongoing acquisition program. Chesapeake expects to continue to search for growth opportunities through acquisitions, which fit its long-range plan to achieve the proper mix of business activities. Financing of acquisitions will depend upon the nature and extent of potential acquisitions as well as current market and economic conditions.

The FPSC approved the issuance and sale of 3,406,777 shares of common stock and \$40,000,000 in secured and/or unsecured long-term debt for this purpose during 2008 by Order No. PSC-07-0952-FOF-GU, issued on November 29, 2007.

(k) Chesapeake seeks FPSC authorization to issue up to 1,000,000 shares of Chesapeake preferred stock during 2009 for possible acquisitions, financing transactions, and other general corporate purposes, including potential distribution under the Company's Rights Agreement adopted by the Board of Directors on August 20, 1999. The Rights Agreement was subsequently modified and extended by the Board of Directors on September 12, 2008. Pursuant to the Board's actions, the expiration of

the Rights was extended from August 20, 2009 to August 20, 2019 and the Exercise Price was increased per share from \$54.56 to 105. The Rights Agreement approved by the Board of Directors is designed to protect the value of the outstanding common stock in the event of an unsolicited attempt by an acquirer to take over the Company in a manner or on terms not approved by the Board of Directors. The Rights Agreement is not intended to prevent a takeover of the Company at a fair price and should not interfere with any merger or business combination approved by the Board of Directors. Copies of the Forms 8-A and 8-K filed with the Securities and Exchange Commission in conjunction with the Rights Agreement have been previously filed with the FPSC as Exhibit D of the Application by Chesapeake Utilities Corporation for Authorization to Issue Common Stock, Preferred Stock and Secured and/or Unsecured Debt and to Exceed Limitation Placed on Short-Term Borrowings in 2000, Docket No. 991631-GU, dated October 20, 1999, and are hereby incorporated by reference. A copy of the Company's First Amendment to the Rights Agreement and the Form 8-K filed with the Securities and Exchange Commission in conjunction with the First Amendment to the Rights Agreement are filed herewith as Exhibit D. As of June 30, 2008, zero (0) shares of Chesapeake preferred stock have been issued. The FPSC approved the issuance and sale of up to 1,000,000 shares of Chesapeake preferred stock for possible acquisitions, financing transactions, and other general corporate purposes, including potential distribution under the Company's Rights Agreement, during 2008 by Order No. PSC-07-0952-FOF-GU, issued on November 29, 2007.

(l) Chesapeake is also requesting authority during 2009 to enter into an agreement for financial derivatives including, but not limited to Interest Rate Swap Products, Equity Products, and/or other Financial Derivatives on such terms as Chesapeake considers appropriate provided that the notional amount(s) for said Interest Rate Swap Products, Equity Products, and/or other Financial Derivatives do not, in the aggregate, exceed the sum of \$40,000,000. On July 9, 2002, the Delaware Public Service Commission issued Order No. 5989 approving the Company's application for approval of the issuance of certain long-term debt, and acknowledging that the Company was considering entering into, or utilizing Interest Rate Swap Products. While the Company does not consider such Interest Rate Swap Products, Equity Products, and/or other Financial Derivatives to involve the actual issuance of securities within the ambit of Section 366.04 (1), Florida Statutes, in an abundance of caution, Chesapeake requests such authority to the extent the FPSC considers Interest Rate Swap Products, Equity Products, and/or other Financial Derivatives subject to its jurisdiction. In the event that the FPSC does not consider Interest Rate Swap Products, Equity Products, and/or other Financial Derivatives to be jurisdictional, Chesapeake requests that that FPSC issue an Order acknowledging the Company's request and confirming the FPSC's absence of jurisdiction regarding these instruments.

A copy of this Order was filed as Exhibit C of the Application by Chesapeake Utilities Corporation for Authorization to Issue Common Stock, Preferred Stock and Secured and/or Unsecured Debt, and to Enter into Agreements for Interest Rate Swap Products, and to Exceed Limitation Placed on Short-Term Borrowings in 2004, Docket No. 030942-GU, and is hereby incorporated by reference.

7. Purposes for which Securities are to be issued:

The common stock, preferred stock and long-term debt authorized for issuance will be used for the purpose of administering Chesapeake's Retirement Savings Plan, Performance Incentive Plan, Dividend Reinvestment and Stock Purchase Plan, Directors Stock Compensation Plan, Employee Stock Awards Plan, conversion of the Company's Convertible Debentures, financing of the Company's acquisition program and for other corporate purposes including, but not limited to the following: working capital; retirement of short-term debt; retirement of long-term debt; capital improvements; and potential distribution under the Rights Agreement. Chesapeake believes that Interest Rate Swap Products, Equity Products and other Financial Derivatives would provide Chesapeake with an additional opportunity to achieve lower cost funding of existing and prospective debt and equity placements, as well as enhanced flexibility to manage the Company's exposure to risk as market conditions permit. These are all for lawful objects within the corporate purposes of Chesapeake and compatible with the public interest and are reasonably necessary or appropriate for such purposes

8. Counsel:

The legality of the common stock, preferred stock and debt issuances will be passed upon by William A. Denman, Esquire, Parkowski, Guerke and Swayze, P.A., 116 West Water Street, Dover, Delaware 19904, who will rely on Beth Keating, Esquire, Akerman Senterfitt, Suite 1200, 106 East College Avenue, Tallahassee, Florida 32301, as to matters of Florida law.

9. Other Regulatory Agencies:

Under 26 Del. C Section 215 of the Delaware statutes, Chesapeake is regulated by the Delaware Public Service Commission and, therefore, must file a Prefiling Notice, a Notice, and an Application to obtain approval of the Delaware Commission before issuing new securities which mature more than one (1) year from the date of issuance. In addition, a Notice must be filed if Chesapeake expects to incur short-term indebtedness, which exceeds ten percent of the Company's total capitalization. All necessary applications or registration statements have been or will be made as required and will be made a part of the final consummation report to the FPSC as required by Rule 25-8.009, Florida Administrative Code.

The address of the Delaware Commission is as follows:

Delaware Public Service Commission
861 Silver Lake Boulevard
Cannon Building
Dover, Delaware 19904
Attention: Bruce H. Burcat, Executive Director

10. Control or ownership:

Applicant is not owned by any other company nor is Applicant a member of any holding company system.

11. Exhibits:

The following exhibits submitted with Applicant's Applications in Docket Nos. 931112-GU, 961194-GU, 981213-GU, 991631-GU, 030942-GU, 050630-GU, 060728-GU and 070640-GU, respectively, are incorporated in the instant Application by reference:

Docket No. 931112-GU

Exhibit I: Chesapeake Utilities Corporation Public Offering of Common Stock and Convertible Debentures as filed with the Securities and Exchange Commission on Registration Statement Form S-2 dated February 16, 1989.

Exhibit J: Delaware Public Service Commission Order No. 3425 dated June 23, 1992 for the Issuance of Common Stock pursuant to Chesapeake Utilities Corporation Retirement Savings Plan (100,000 shares);

Delaware Public Service Commission Order No. 3425 dated June 23, 1992 for Issuance of Common Stock pursuant to Chesapeake Utilities Corporation Performance Incentive Plan (200,000 shares);

Delaware Public Service Commission Order No. 3071 dated May 23, 1989 for the Issuance of Common Stock pursuant to Chesapeake Utilities Corporation Dividend Reinvestment and Direct Stock Purchase Plan (200,000 shares);

and

Delaware Public Service Commission Order No. 3040 dated February 14, 1989 authorizing \$5,000,000 for Chesapeake Utilities Corporation 8.25% Convertible Debentures.

Docket No. 961194-GU

Exhibit D: Chesapeake Utilities Corporation Dividend Reinvestment and Stock Purchase Plan as filed with the Securities and Exchange Commission on Registration Statement Form S-3 dated December 1, 1995.

Exhibit E: Delaware Public Service Commission Order No. 4097 dated December 20, 1995, for the issuance of 300,000 shares pursuant to Chesapeake Utilities Corporation's Dividend Reinvestment and Stock Purchase Plan.

Docket No. 981213-GU

Exhibit C: Chesapeake Utilities Corporation Amended Performance Incentive Plan.

Docket No. 981213-GU (as amended on June 25, 1999)

Exhibit A: Chesapeake Utilities Corporation Retirement Savings Plan-Plan Document.

Exhibit B: Chesapeake Utilities Corporation Retirement Savings Plan-Adoption Agreement.

Docket No. 991631-GU

- Exhibit C: Delaware Public Service Commission Order No. 5165 dated July 13, 1999 for the Issuance of Common Stock pursuant to Chesapeake Utilities Corporation Retirement Savings Plan (100,000 shares) and Chesapeake Utilities Corporation Performance Incentive Plan (200,000 shares).
- Exhibit D: Securities and Exchange Commission Form 8-A For Registration of Certain Classes of Securities Pursuant to Section 12(B) or 12(G) of the Securities Exchange Act of 1934 Securities and Exchange Commission Form 8-K Current Report.
- Exhibit E: Delaware Public Service Commission Order No. 5609 dated December 19, 2000 pursuant to Chesapeake Utilities Corporation Retirement Savings Plan (300,000 shares) (as filed with the FPSC Consummation Report of Securities Issued by Chesapeake Utilities Corporation on March 29, 2001).

Docket No. 030942-GU

- Exhibit C: Delaware Public Service Commission Order No. 6543 dated December 21, 2004 pursuant to Chesapeake Utilities Corporation Dividend Reinvestment and Direct Stock Purchase Plan (750,000 shares) (as filed with the FPSC 2004 Consummation Report of Securities Issued by Chesapeake Utilities Corporation on March 22, 2005).
- Exhibit C: Delaware Public Service Commission Order No. 5989 dated July 9, 2002 authorizing the issuance of long-term debt.

Docket No. 050630-GU

- Exhibit C: Delaware Public Service Commission Order No. 6708 dated September 6, 2005 for the Issuance of up to \$20,000,000 of Chesapeake Utilities Corporation 5.50% Unsecured Senior Notes;
- and
- Chesapeake Utilities Corporation Agreement in Principle with Prudential Investment Management (doing business as Prudential Capital).
- Exhibit D: Delaware Public Service Commission Application and Order No. 6607 dated April 26, 2005 for the Issuance of up to

500,000 shares of Chesapeake Utilities Corporation Common Stock for administering Chesapeake Utilities Corporation Performance Incentive Plan, Directors Stock Compensation Plan and Employee Stock Awards Plan.

- Exhibit E: A copy of Chesapeake Utilities Corporation Performance Incentive Plan document (400,000 shares).
- Exhibit F: A copy of Chesapeake Utilities Corporation Directors Stock Compensation Plan document (75,000 shares).
- Exhibit G: A copy of Chesapeake Utilities Corporation's Employee Stock Awards Plan document (25,000 shares).
- Exhibit H: Delaware Public Service Commission Application and Order No. 6543 dated December 21, 2004 for the issuance of Chesapeake Utilities Corporation Common Stock to satisfy 30,000 Outstanding Warrants (30,000 shares).

Docket No. 060728-GU

- Exhibit C: \$20,000,000 Note Agreement for Chesapeake Utilities Corporation 5.50% Unsecured Senior Notes.

Docket No. 070640-GU

- Exhibit C: Retirement Savings Plan Document filed with the Internal Revenue Service dated January 30, 2007, effective January 1, 2006.
- Exhibit D: Chesapeake Utilities Corporation Public Offering of Common Stock as filed with the Securities and Exchange Commission on Registration Statement Form S-3 dated July 5, 2006.
- Exhibit E: Chesapeake Utilities Corporation Prospectus Supplement as filed with the Securities and Exchange Commission pursuant to Rule 424(b)(5) dated November 9, 2006.
- Exhibit F: Delaware Public Service Commission Application and Order No. 7065 dated October 16, 2006 for the issuance of up to \$40,000,000 in common stock and/or debt securities over a three-year financing period pursuant to Chesapeake Utilities Corporation's Shelf Registration Statement.

Filed herewith:

- Exhibit A: Exhibit A consists of the following attachments:

- A(1) Chesapeake Utilities Corporation Annual Report on Form 10-K for the year ended December 31, 2007.

- A(2) Chesapeake Utilities Corporation Quarterly Report on Form 10-Q for the quarter ended June 30, 2008.
- Exhibit B: Sources and Uses of Funds Statement and Construction Budget.
- Exhibit C: Delaware Public Service Commission Application dated September 29, 2008, requesting approval for the issuance of up to \$10,000,000 of Chesapeake Utilities Corporation unsecured long-term debt securities.
- Exhibit D: Chesapeake Utilities Corporation First Amendment to Rights Agreement and Securities and Exchange Commission Form 8-K pursuant to Chesapeake Utilities Corporation First Amendment to Rights Agreement.

12. Constitutionality of Statute:

Chesapeake has taken the position that the statutory requirement of FPSC approval of the issuance and sale of securities by a public utility, under Section 366.04 (1), Florida Statutes, as applied to Chesapeake, a Delaware corporation engaged in interstate commerce, is unconstitutional, in that it creates an unreasonable burden on interstate commerce. Support for this position is set out in Chesapeake's Petition for declaratory statement disclaiming jurisdiction, as filed in FPSC Docket No. 930705-GU. By FPSC Order No. PSC-93-1548-FOF-GU, issued on October 21, 1993, the FPSC denied the Petition for declaratory statement, while approving the alternative Application for approval of the issuance of up to 100,000 new shares of common stock for the purpose of administering a Retirement Savings Plan. The FPSC found that "the facial constitutionality of a statute cannot be decided in an administrative proceeding," and that since the stock issuance was approved, "the question of constitutionality appears to be academic at this time."

Chesapeake continues to maintain that the assertion of jurisdiction by the FPSC over its securities unconstitutionally burdens interstate commerce, particularly where the Public Service Commission of the State of Delaware has approved their issuance and sale, and/or where the securities do not create a lien or encumbrance on assets of Chesapeake's public utility operations in the State of Florida.

Florida law provides for severe penalties for any willful violation of a statute administered by the FPSC or any of its rules or orders, Secs. 350.127 (1) and 366.095, Florida Statutes. Accordingly, Chesapeake believes it must submit to FPSC jurisdiction over its securities if it is to avoid assessment of such penalties and to otherwise remain in good standing before the FPSC. It therefore files the instant Application, under protest, and without waiver of its position regarding the unconstitutionality of the statute.


PRAYER FOR RELIEF

Based on the foregoing, Chesapeake Utilities Corporation requests that the FPSC issue an Order authorizing it in 2009 to issue up to 5,000,000 shares of common stock, up to 1,000,000 shares of preferred stock, and up to \$80,000,000 of secured and/or unsecured debt, and authorizing it to enter into agreements up to \$40,000,000 in Interest Rate Swap Products, Equity Products and other Financial Derivatives, and to exceed the limitation placed on short-term borrowings by Section 366.04, Florida Statutes, so as to issue up to \$100,000,000 in short-term obligations.

Respectfully submitted,

Date:

October 10, 2008



Beth Keating

Beth Keating
Akerman Senterfitt
Suite 1200
106 East College Avenue
Tallahassee, Florida 32301
(850) 224-9634
(850) 222-0103 (Fax)

for

Attorneys for
Chesapeake Utilities Corporation

STATE OF DELAWARE *
*
COUNTY OF KENT • SS

BE IT REMEMBERED that on this the day of October 10, 2008, personally appeared before me, a Notary Public for the State of Delaware, Beth W. Cooper, who being by me duly sworn, did depose and say that she is Senior Vice President, Chief Financial Officer, Treasurer and Corporate Secretary of Chesapeake Utilities Corporation, a Delaware corporation, and that insofar as the Application of Chesapeake Utilities Corporation states facts, and insofar as those facts are within her personal knowledge, they are true; and insofar as those facts that are not within her personal knowledge, she believes them to be true, that the exhibits accompanying this Application and attached hereto are true and correct copies of the originals of the aforesaid exhibits, and that she has executed this Application on behalf of the Company and pursuant to the authorization of its Board of Directors.


Beth W. Cooper

Beth W. Cooper
Senior Vice President, Chief Financial Officer,
Treasurer and Corporate Secretary

SWORN TO AND SUBSCRIBED before me the day and year first above written.

Cathy L. Harrington

Notary Public
My Commission Expires: 05-25-11



**UNITED STATES
SECURITIES AND EXCHANGE COMMISSION
Washington, D.C. 20549**

FORM 10-K

**ANNUAL REPORT PURSUANT TO SECTION 13 OR 15(d) OF
THE SECURITIES EXCHANGE ACT OF 1934**

For the Fiscal Year Ended: December 31, 2007 Commission File Number: 001-11590

CHESAPEAKE UTILITIES CORPORATION

(Exact name of registrant as specified in its charter)

State of Delaware
(State or other jurisdiction of
incorporation or organization)

51-0064146
(I.R.S. Employer
Identification No.)

909 Silver Lake Boulevard, Dover, Delaware 19904
(Address of principal executive offices, including zip code)

302-734-6799
(Registrant's telephone number, including area code)

Securities registered pursuant to Section 12(b) of the Act:

<u>Title of each class</u>	<u>Name of each exchange on which registered</u>
Common Stock - par value per share \$.4867	New York Stock Exchange, Inc.

Securities registered pursuant to Section 12(g) of the Act:

8.25% Convertible Debentures Due 2014
(Title of class)

Indicate by check mark if the registrant is a well-known seasoned issuer, as defined in Rule 405 of the Securities Act. Yes []. No [X].

Indicate by check mark if the registrant is not required to file reports pursuant to Section 13 or Section 15(d) of the Act. Yes []. No [X].

Indicate by check mark whether the registrant (1) has filed all reports required to be filed by Section 13 or 15 (d) of the Securities Exchange Act of 1934 during the preceding 12 months (or for such shorter period that the registrant was required to file such reports), and (2) has been subject to such filing requirements for the past 90 days. Yes [X]. No [].

Indicate by check mark if disclosure of delinquent filers pursuant to Item 405 of Regulation S-K is not contained herein, and will not be contained, to the best of registrant's knowledge, in definitive proxy or information statements incorporated by reference in Part III of this Form 10-K or any amendments to this Form 10-K. [X]

Indicate by check mark whether the registrant is a large accelerated filer, an accelerated filer, a non-accelerated filer, or a smaller reporting company. See the definitions of "accelerated filer," "large accelerated filer" and "smaller reporting company" in Rule 12b-2 of the Exchange Act. (Check one):

Large accelerated filer [] Accelerated filer [X] Non-accelerated filer [] Smaller Reporting Company []

Indicate by a check mark whether the registrant is a shell company (as defined in Rule 12b-2 of the Act). Yes []. No [X].

The aggregate market value of the common shares held by non-affiliates of Chesapeake Utilities Corporation as of June 30, 2007, the last business day of its most recently completed second fiscal quarter, based on the last trade price on that date, as reported by the New York Stock Exchange, was approximately \$230.9 million.

As of February 29, 2008, 6,806,487 shares of common stock were outstanding.

DOCUMENTS INCORPORATED BY REFERENCE

Portions of the Proxy Statement for the 2008 Annual Meeting of Stockholders are incorporated by reference in Part III.

CHESAPEAKE UTILITIES CORPORATION
FORM 10-K
YEAR ENDED DECEMBER 31, 2007

TABLE OF CONTENTS

	<u>Page</u>
Part I	1
<i>Item 1. Business</i>	<i>1</i>
<i>Item 1A. Risk Factors</i>	<i>9</i>
<i>Item 1B. Unresolved Staff Comments</i>	<i>13</i>
<i>Item 2. Properties</i>	<i>13</i>
<i>Item 3. Legal Proceedings</i>	<i>14</i>
<i>Item 4. Submission of Matters to a Vote of Security Holders</i>	<i>14</i>
<i>Item 4A. Executive Officers of the Registrant</i>	<i>14</i>
Part II	15
<i>Item 5. Market for the Registrant's Common Equity, Related Stockholder Matters and Issuer Purchases of Equity Securities</i>	<i>15</i>
<i>Item 6. Selected Financial Data</i>	<i>18</i>
<i>Item 7. Management's Discussion and Analysis of Financial Condition and Results of Operations</i>	<i>22</i>
<i>Item 7A. Quantitative and Qualitative Disclosures About Market Risk</i>	<i>52</i>
<i>Item 8. Financial Statements and Supplementary Data</i>	<i>52</i>
<i>Item 9. Changes In and Disagreements With Accountants on Accounting and Financial Disclosure</i>	<i>85</i>
<i>Item 9A. Controls and Procedures</i>	<i>85</i>
<i>Item 9B. Other Information</i>	<i>86</i>
Part III	87
<i>Item 10. Directors, Executive Officers of the Registrant and Corporate Governanace</i>	<i>87</i>
<i>Item 11. Executive Compensation</i>	<i>87</i>
<i>Item 12. Security Ownership of Certain Beneficial Owners and Management and Related Stockholder Matters</i>	<i>87</i>
<i>Item 13. Certain Relationships and Related Transactions, and Director Independence</i>	<i>88</i>
<i>Item 14. Principal Accounting Fees and Services</i>	<i>88</i>
Part IV	89
<i>Item 15. Exhibits, Financial Statement Schedules</i>	<i>89</i>
Signatures	93

PART I

References in this document to “Chesapeake,” “the Company,” “we,” “us” and “our” mean Chesapeake Utilities Corporation and/or its wholly owned subsidiaries, as appropriate.

Safe Harbor for Forward-Looking Statements

Chesapeake Utilities Corporation has made statements in this Form 10-K that are considered to be “forward-looking statements” within the meaning of the Private Securities Litigation Reform Act of 1995. These statements are not matters of historical fact and are typically identified by words such as, but not limited to, “believes,” “expects,” “intends,” “plans,” and similar expressions, or future or conditional verbs such as “may,” “will,” “should,” “would,” and “could.” These statements relate to matters such as customer growth, changes in revenues or gross margins, capital expenditures, environmental remediation costs, regulatory trends and decisions, market risks associated with our propane operations, the competitive position of the Company and other matters. It is important to understand that these forward-looking statements are not guarantees but are subject to certain risks and uncertainties and other important factors that could cause actual results to differ materially from those in the forward-looking statements. The factors that could cause actual results to differ materially from the Company’s expectations include, but are not limited to those discussed in Item 1A, “Risk Factors.”

ITEM 1. BUSINESS.

(a) General

Chesapeake is a diversified utility company engaged directly or through subsidiaries in natural gas distribution, transmission and marketing, propane distribution and wholesale marketing, advanced information services and other related businesses. Chesapeake is a Delaware corporation that was formed in 1947.

Chesapeake is composed of four operating segments:

- *Natural Gas.* The natural gas segment includes regulated natural gas distribution and transmission operations and also a non-regulated natural gas marketing operation.
- *Propane.* The propane segment includes non-regulated propane distribution and wholesale marketing operations.
- *Advanced Information Services.* The advanced information services segment provides domestic and international clients with information-technology-related business services and solutions for both enterprise and e-business applications.
- *Other.* The other segment consists primarily of non-regulated operations that own real estate leased to other Company subsidiaries.

(b) Financial Information About Business Segments

Our natural gas segment accounts for approximately 80 percent of Chesapeake’s consolidated operating income and approximately 86 percent of the consolidated net property plant and equipment. The following table shows the size of each of our operating segments based on operating income and net property, plant and equipment.

(Thousands)	Operating Income		Net Property, Plant & Equipment	
Natural Gas	\$ 22,485	80%	\$ 224,661	86%
Propane	4,498	16%	29,363	11%
Advanced information systems	836	3%	419	< 1%
Other & eliminations	295	1%	5,980	2%
Total	\$ 28,114	100%	\$ 260,423	100%

Additional financial information by business segment is included in Item 8 under the heading “Notes to Consolidated Financial Statements — Note C.”

(c) Narrative Description of the Business

(i)(a) Natural Gas

Chesapeake's natural gas segment performs natural gas distribution, transmission and marketing services for its customers. Chesapeake operates its natural gas distribution services as three divisions: Delaware, Maryland, and Florida, which are based in their respective service territories. These three divisions serve approximately 62,900 residential, commercial and industrial customers in central and southern Delaware, Maryland's Eastern Shore and parts of Florida. The Company's natural gas transmission subsidiary, Eastern Shore Natural Gas Company ("Eastern Shore" or "ESNG"), operates a 370-mile interstate pipeline system that transports gas from various points in Pennsylvania to the Company's Delaware and Maryland distribution divisions, as well as to other utilities and industrial customers in southern Pennsylvania, Delaware and on the Eastern Shore of Maryland. The Company, through its subsidiary, Peninsula Energy Services Company, Inc. ("PESCO"), also provides natural gas supply and supply management services in the State of Florida.

Natural Gas Distribution

Chesapeake distributes natural gas to residential, commercial and industrial customers in central and southern Delaware, the Salisbury and Cambridge areas on Maryland's Eastern Shore, and parts of Florida. These activities are conducted through three utility divisions, one in Delaware, another in Maryland and a third in Florida.

Delaware and Maryland. Chesapeake's Delaware and Maryland distribution divisions serve approximately 48,490 customers, of which approximately 48,290 are residential and commercial customers purchasing gas primarily for heating and cooking use. The remaining 200 customers are industrial. For the year 2007, operating revenues and deliveries by customer class were as follow:

	Operating Revenues (Thousands)		Deliveries (MMcf's)	
Residential	\$ 49,858	47%	2,586,517	35%
Commercial	29,430	28%	2,047,112	28%
Industrial	1,597	2%	612,631	8%
Subtotal	\$ 80,885	77%	5,246,260	71%
Interruptible	7,989	7%	1,023,866	14%
Off-system	16,819	16%	1,129,137	15%
Total	\$ 105,693	100%	7,399,263	100%

Florida. The Florida division distributes natural gas to approximately 14,250 residential and commercial and 100 industrial customers in the 13 Counties of Polk, Osceola, Hillsborough, Gadsden, Gilchrist, Union, Holmes, Jackson, Desoto, Suwannee, Liberty, Washington and Citrus. For the year 2007, operating revenues and deliveries by firm transportation customer class were as follow:

	Operating Revenues (Thousands)		Deliveries (MMcf's)	
Residential	\$ 3,612	32%	307,779	5%
Commercial	2,929	26%	1,067,539	18%
Industrial	4,744	42%	4,478,921	77%
Total	\$ 11,285	100%	5,854,239	100%

Natural Gas Transmission

The Company's wholly-owned transmission subsidiary, Eastern Shore, owns and operates an interstate natural gas pipeline and provides open-access transportation services for affiliated and non-affiliated local distribution companies through an integrated gas pipeline system extending from southeastern Pennsylvania through Delaware to its terminus on the Eastern Shore of Maryland. Eastern Shore also provides swing transportation service and contract storage services. For the year 2007, operating revenues and deliveries by customer class were as follow:

	Operating Revenues			Deliveries	
		(Thousands)		(MMcf's)	
Local Distribution Companies	\$	19,354	83%	10,011,290	52%
Industrial		3,076	13%	7,793,128	40%
Commercial		856	4%	1,542,061	8%
Total	\$	23,286	100%	19,346,479	100%

During 2005, Chesapeake formed a wholly-owned subsidiary, Peninsula Pipeline Company, Inc. ("PIPECO"), to provide industrial customers in the State of Florida natural gas transportation service as an intrastate pipeline. PIPECO did not have any activity in 2005 and 2006. On August 27, 2007, PIPECO filed with the Florida PSC its petition for approval of a natural gas transmission pipeline tariff in order to establish its operating rules and regulations. The Florida PSC approved the petition at its December 4, 2007 agenda conference. PIPECO will begin marketing its services to potential industrial customers in 2008.

Natural Gas Marketing

PESCO, a wholly-owned subsidiary, competes with regulated utilities and other unregulated third-party marketers to sell natural gas supplies directly to commercial and industrial customers in the State of Florida with the objective of earning a profit through competitively-priced contracts. PESCO does not own or operate any natural gas transmission or distribution assets. The gas that PESCO sells is delivered to retail customers through assets owned by the Company's regulated Florida distribution system and intrastate pipeline and four other regulated utilities' local distribution systems. PESCO bills its customers through the billing services of the regulated utilities that deliver the gas, or directly, through its own billing capabilities.

At December 31, 2007, PESCO served approximately 1,500 commercial and industrial natural gas customers, and as of January 2008, PESCO began offering similar services to customers in the State of Delaware.

Gas Supplies, Firm Transportation and Storage Capacity

The Company believes that the availability of gas supply and transportation to its Delaware, Maryland and Florida divisions is adequate under existing arrangements to meet the anticipated needs of their customers. The following discussion provides a summary of the gas supplies and pipeline transportation and storage capacities, stated in dekatherms ("Dts"), available to each of the Company's natural gas operations.

The Delaware and Maryland divisions have both firm and interruptible transportation service contracts with four interstate "open access" pipelines, including Eastern Shore, a wholly-owned subsidiary. The divisions are directly interconnected with Eastern Shore, and are contracted with interstate pipelines upstream of Eastern Shore. These interstate pipelines include Transcontinental Gas Pipe Line Corporation ("Transco"), Columbia Gas Transmission Corporation ("Columbia") and Columbia Gulf Transmission Company ("Gulf"). None of the upstream service providers is an affiliate of the Company. The divisions use their firm transportation supply resources to meet a significant percentage of their projected demand requirements. In order to meet the difference between firm supply and firm demand, the divisions purchase natural gas supplies on the spot market from various suppliers. This gas is transported by the upstream pipelines and delivered to the divisions' interconnections with Eastern Shore. The divisions also have the capability to use propane-air peak-shaving to supplement or displace the spot market purchases.

Delaware

Pipeline	Firm transportation capacity maximum peak-day daily deliverability (Dts)	Firm storage capacity maximum peak-day daily withdrawal (Dts)	Expiration
Transco	11,356	6,407	Various dates between 2008 and 2013
Columbia	3,460	8,224	Various dates between 2010 and 2020
Gulf	880	-	Expires in 2009
Eastern Shore	57,639	4,146	Various dates between 2008 and 2022

The Delaware division currently has contracts with several suppliers for the purchase of firm natural gas supply in the amount of its capacity on the Transco and Columbia pipelines. The Delaware division also has contracts for firm peaking gas supplies to be delivered to its system in order to meet the differential between the Delaware division's capacity on Eastern Shore and capacity on pipelines upstream of Eastern Shore. These supply contracts provide a maximum firm daily entitlement of 44,566 Dts, delivered on the Transco, Columbia, and/or Gulf systems to Eastern Shore for redelivery to the division under firm transportation contracts. These gas supply contracts have various expiration dates, and quantities may vary from day-to-day and month-to-month.

Maryland

Pipeline	Firm transportation capacity maximum peak-day daily deliverability (Dts)	Firm storage capacity maximum peak-day daily withdrawal (Dts)	Expiration
Transco	5,866	2,456	Various dates between 2012 and 2013
Columbia	1,700	3,663	Various dates between 2014 and 2018
Gulf	590	-	Expires in 2009
Eastern Shore	19,428	2,306	Various dates between 2008 and 2022

The Maryland division currently has contracts with several suppliers for the purchase of firm natural gas supply in the amount of its capacity on the Transco and Columbia pipelines. The Maryland division also has contracts for firm peaking gas supplies to be delivered to its system in order to meet the differential between the Maryland division's capacity on Eastern Shore and capacity on pipelines upstream of Eastern Shore. These supply contracts provide a maximum firm daily entitlement of 12,816 Dts, delivered on the Transco, Columbia, and/or Gulf systems to Eastern Shore for redelivery to the division under firm transportation contracts. These gas supply contracts have various expiration dates, and quantities may vary from day-to-day and month-to-month.

Florida Division

The Florida division has firm transportation service contracts with Florida Gas Transmission Company ("FGT") and Gulfstream Natural Gas System ("Gulfstream"). Pursuant to a program approved by the Florida Public Service Commission ("Florida PSC"), all of the capacity under these agreements has been released to various third parties, including PESCO. Under terms of these capacity release agreements, Chesapeake is contingently liable to FGT and Gulfstream should any party that acquired the capacity through release fail to pay for the service.

Chesapeake's contracts with FGT include: (a) a contract, which expires in 2010, for daily firm transportation capacity of 23,519 Dts for the months of November through April, capacity of 20,123 Dts for the months of May through September, and capacity of 22,105 Dts for October; and (b) a contract for daily firm transportation capacity of 1,000 Dts daily, which expires in 2015. Chesapeake's contract with Gulfstream is for daily firm transportation capacity of 10,000 Dts and expires in 2022.

Eastern Shore

Eastern Shore has three contracts with Transco for a total of 7,292 Dts of firm peak day storage entitlements and total storage capacity of 288,003 Dts, which expire in 2013. Eastern Shore has retained these firm storage services in order to provide swing transportation service and firm storage service to those customers that have requested such service.

PESCO

PESCO currently has contracts with ConocoPhillips and British Petroleum (“BP”) for the purchase of firm natural gas supplies. The ConocoPhillips contract, which provides a maximum firm daily entitlement of 15,000 MMBtus, and the BP contract, which provides a maximum firm daily entitlement of 10,000 MMBtus, expires in May 2008. PESCO is currently in the process of obtaining and reviewing supply proposals from suppliers and anticipates executing agreements prior to the expiration of the existing contracts.

The Company believes that the availability of gas supply and transportation to its operations is adequate under existing arrangements to meet the anticipated needs of its customers.

Competition

See discussion on competition in Item 7 under the heading “Management’s Discussion and Analysis — Competition.”

Rates and Regulation

Chesapeake’s natural gas distribution divisions are subject to regulation by the Delaware, Maryland and Florida Public Service Commissions (“PSCs”) with respect to various aspects of their business, including the rates for sales and transportation to all customers in each respective jurisdiction. All of Chesapeake’s firm distribution sales rates are subject to gas cost recovery mechanisms, which match revenues with gas supply and transportation costs and normally allow full recovery of such costs. Adjustments under these mechanisms, which are limited to such costs, require periodic filings and hearings with the state regulatory authority having jurisdiction.

Eastern Shore is subject to regulation by the Federal Energy Regulatory Commission (“FERC”) as an interstate pipeline. The FERC regulates the terms and conditions of service and the rates Eastern Shore can charge for its transportation and storage services.

Management monitors the achieved rate of return of its distribution divisions and Eastern Shore in order to ensure timely filing of rate cases.

Regulatory Proceedings

See discussion of regulatory activities in Item 7 under the heading “Management’s Discussion and Analysis — Regulatory Activities.”

Seasonality of Natural Gas Revenues

Revenues from the Company’s residential and commercial natural gas distribution activities are affected by seasonal variations in weather conditions. Weather conditions directly influence the volume of natural gas sold and delivered. Specifically, customer demand substantially increases during the winter months, when natural gas is used for heating. Accordingly, the volumes sold for this purpose are directly affected by the severity of winter weather and can vary substantially from year to year. Sustained warmer-than-normal temperatures will tend to result in reduced use of natural gas, while sustained colder-than-normal temperatures will tend to result in greater use. The Company measures the relative impact of weather by using an accepted degree-day methodology. Degree-day data is used to estimate amounts of energy required to maintain comfortable indoor temperature levels based on each day’s average temperature. A degree-day is the measure of the variation in the weather based on the extent to which the average

daily temperature (from 10:00 am to 10:00 am) falls below 65 degrees Fahrenheit. Each degree of temperature below 65 degrees Fahrenheit is counted as one heating degree-day. Normal heating degree-days are based on the most recent 10-year average.

In efforts to stabilize the level of net revenues collected from customers, the Company has begun to request Weather Normalization Adjustments (“WNA”) in its rate filings with the Maryland and Delaware PSCs. A WNA mechanism is a billing adjustment mechanism that is designed to eliminate the effect of deviations from average seasonal temperatures on utility net revenues. On September 26, 2006, the Maryland PSC approved the Company’s proposal to implement a revenue normalization mechanism for its residential heating and smaller commercial heating customers. The Company also has a pending rate case application filed with the Delaware PSC, requesting among other things, to implement a WNA billing mechanism. For further discussion of these matters, refer to the discussion of regulatory activities in Item 7 under the heading “Management’s Discussion and Analysis — Regulatory Activities.”

(i)(b) Propane

Chesapeake’s retail propane distribution group consists of: (1) Sharp Energy, Inc. (“Sharp Energy”), a wholly-owned subsidiary of Chesapeake, (2) Sharpgas, Inc. (“Sharpgas”), a wholly-owned subsidiary of Sharp Energy, and (3) Tri-County Gas Co., Inc. (“Tri-County”), a wholly-owned subsidiary of Sharp Energy. The propane wholesale marketing group consists of Xeron, Inc. (“Xeron”), a wholly-owned subsidiary of Chesapeake.

Propane is a form of liquefied petroleum gas, which is typically extracted from natural gas or separated during the crude oil refining process. Although propane is a gas at normal pressure, it is easily compressed into liquid form for storage and transportation. Propane is a clean-burning fuel, gaining increased recognition for its environmental superiority, safety, efficiency, transportability and ease of use relative to alternative forms of fossil fuels. Propane is sold primarily in suburban and rural areas, which are not served by natural gas distributors.

Propane Distribution

During 2007, our propane distribution operations served approximately 34,100 propane customers in central and southern Delaware, the Eastern Shore of Maryland and Virginia, southeastern Pennsylvania and parts of Florida and delivered approximately 29.8 million retail and wholesale gallons of propane. The propane distribution business is affected by many factors, such as seasonality, the absence of price regulation, and competition among local providers.

For the year 2007, operating revenues and number of customers for our Delmarva and Florida propane distribution operations were as follow:

	Operating Revenues		Total Gallons Sold		Average No. of	
	(Thousands)		(Thousands)		Customers	
Delmarva	57,622	95%	28,665	96%	32,153	94%
Florida	2,826	5%	1,120	4%	1,990	6%
Total	60,448	100%	29,785	100%	34,143	100%

Propane Wholesale Marketing

In May 1998, Chesapeake acquired Xeron, a natural gas liquids trading company located in Houston, Texas. Xeron markets propane to large, independent petrochemical companies, resellers and retail propane companies in the southeastern United States. The propane wholesale marketing business is affected by wholesale price volatility and supply levels. Additional information on Xeron’s trading and wholesale marketing activities, market risks and the controls that limit and monitor Xeron’s risks is included in Item 7 under the heading “Management’s Discussion and Analysis — Market Risk.”

The Company's propane distribution operations purchase propane primarily from suppliers, including major oil companies, independent producers of natural gas liquids and from Xeron. Supplies of propane from these and other sources are readily available for purchase by the Company.

The Company's propane distribution operations use trucks and railroad cars to transport propane from refineries, natural gas processing plants or pipeline terminals to its bulk storage facilities. The Company's Delmarva-based propane distribution operation owns bulk propane storage facilities with an aggregate capacity of approximately 2.4 million gallons at 42 plant facilities in Delaware, Maryland and Virginia, located on real estate that is either owned or leased. The Company's Florida-based propane distribution operation owns three bulk propane storage facilities with a total capacity of 66,000 gallons. From these storage facilities, propane is delivered primarily by "bobtail" trucks, owned and operated by the Company, to tanks located at the customers' premises.

Xeron does not own physical storage facilities or equipment to transport propane; however, it contracts for storage and pipeline capacity to facilitate the sale of propane on a wholesale basis.

Competition

See discussion on competition in Item 7 under the heading "Management's Discussion and Analysis — Competition."

Rates and Regulation

The propane distribution and wholesale marketing activities are not subject to any federal or state pricing regulation. Transport operations are subject to regulations concerning the transportation of hazardous materials promulgated by the Federal Motor Carrier Safety Administration within the United States Department of Transportation and enforced by the various states in which such operations take place. Propane distribution operations are also subject to state safety regulations relating to "hook-up" and placement of propane tanks.

The Company's propane operations are subject to operating hazards normally associated with the handling, storage and transportation of combustible liquids, such as the risk of personal injury and property damage caused by fire. The Company carries general liability insurance in the amount of \$35 million, but there is no assurance that such insurance will be adequate.

Seasonality of Propane Revenues

Revenues from the Company's propane distribution sales activities are affected by seasonal variations in weather conditions. Weather conditions directly influence the volume of propane sold and delivered to customers; specifically, customers' demand substantially increases during the winter months when propane is used for heating. Accordingly, the propane volumes sold for this purpose are directly affected by the severity of winter weather and can vary substantially from year to year. Sustained warmer-than-normal temperatures will tend to result in reduced propane use, while sustained colder-than-normal temperatures will tend to result in greater use.

(i)(c) Advanced Information Services

Chesapeake's advanced information services segment consists of BravePoint, Inc. ("BravePoint"), a wholly-owned subsidiary of the Company. BravePoint, headquartered in Norcross, Georgia, provides domestic and international clients with information-technology-related business services and solutions for both enterprise and e-business applications.

Competition

See discussion on competition in Item 7 under the heading "Management's Discussion and Analysis — Competition."

(i)(d) Other Subsidiaries

Skipjack, Inc. ("Skipjack"), Eastern Shore Real Estate, Inc. and Chesapeake Investment Company are wholly-owned subsidiaries of Chesapeake Service Company, which is a wholly-owned subsidiary of Chesapeake. Skipjack and Eastern Shore Real Estate, Inc. own and lease office buildings in Delaware and Maryland to affiliates of Chesapeake. Chesapeake Investment Company is an affiliated investment company registered in Delaware. During the quarter ended September 30, 2007, Chesapeake decided to close its distributed energy services subsidiary, Chesapeake OnSight Services, LLC.

(ii) Capital Budget

A discussion of capital expenditures by business segment and capital expenditures for environmental remediation facilities is included in Item 7 under the heading "Management's Discussion and Analysis — Liquidity and Capital Resources."

(iii) Employees

As of December 31, 2007, Chesapeake had 445 employees, including 185 in natural gas, 134 in propane and 85 in advanced information services. The remaining 41 employees are considered general and administrative and include officers of the Company, treasury, accounting, internal audit, information technology, human resources and other administrative personnel.

(iv) Financial Information about Geographic Areas

All of the Company's material operations, customers, and assets occur and are located in the United States.

(d) Available Information

As a public company, Chesapeake files annual, quarterly and other reports, as well as its annual proxy statement and other information, with the Securities and Exchange Commission ("SEC"). The public may read and copy any materials that the Company files with the SEC at the SEC's Public Reference Room at 100 F Street, N.E. Washington, DC 20549-5546; and the public may obtain information on the operation of the Public Reference Room by calling the SEC at 1-800-SEC-0330.

The SEC also maintains an Internet site that contains reports, proxy and information statements and other information regarding the Company. The address of the SEC's Internet website is www.sec.gov. Chesapeake makes available, free of charge, on the Company's Internet website, its Annual Report on Form 10-K, Quarterly Reports on Form 10-Q, Current Reports on Form 8-K and amendments to those reports, as soon as reasonably practicable after such reports are electronically filed with or furnished to the SEC. The address of Chesapeake's Internet website is www.chpk.com. The content of this website is not part of this report.

Chesapeake has a Business Code of Ethics and Conduct applicable to all employees, officers and directors and a Code of Ethics for Financial Officers. Copies of the Business Code of Ethics and Conduct and the Financial Officer Code of Ethics are available on its internet website. Chesapeake also adopted Corporate Governance Guidelines and Charters for the Audit Committee, Compensation Committee, and Governance Committee of the Board of Directors, each of which satisfies the regulatory requirements established by the SEC and the New York Stock Exchange ("NYSE"). The Board of Directors has also adopted "Corporate Governance Guidelines on Director Independence," which conform to the NYSE listing standards on director independence. Each of these documents also is available on Chesapeake's Internet website or may be obtained by writing to: Corporate Secretary; c/o Chesapeake Utilities Corporation; 909 Silver Lake Blvd.; Dover, DE 19904.

If Chesapeake makes any amendment to, or grants a waiver of, any provision of the Business Code of Ethics and Conduct or the Financial Officer Code of Ethics applicable to its principal executive officer, principal financial officer, principal accounting officer or controller, the amendment or waiver will be disclosed within five business days on the Company's Internet website.

ITEM 1A. RISK FACTORS.

The following is a discussion of the primary factors that may affect the operations and/or financial performance of the regulated and unregulated businesses of Chesapeake. Refer to the section entitled "*Management's Discussion and Analysis of Financial Condition and Results of Operations*" under Item 7 of this report for an additional discussion of these and other related factors that affect the Company's operations and/or financial performance. The financial, operational, regulatory and legal, and environmental factors that affect the operations and/or financial performance of the Company include:

Financial Risks

Inability to access capital markets may impair our future growth.

We rely on access to both short-term and longer-term capital markets as a significant source of liquidity for capital requirements not satisfied by the cash flow from our operations. Currently, \$65 million of the total \$90 million of short-term lines of credit utilized to satisfy our short-term financing requirements are discretionary, uncommitted lines of credit. We utilize discretionary lines of credit to reduce the cost associated with these short-term financing requirements. We are committed to maintaining a sound capital structure and strong credit ratings to provide the financial flexibility needed to access the capital markets when required. However, if we are not able to access capital at competitive rates, our ability to implement our strategic plan, undertake improvements and make other investments required for our future growth may be limited.

A downgrade in our credit rating could adversely affect our access to capital markets.

Our ability to obtain adequate and cost effective capital depends on our credit ratings, which are greatly affected by our subsidiaries' financial performance and the liquidity of financial markets. A downgrade in our current credit ratings could adversely affect our access to capital markets, as well as our cost of capital.

Debt covenants may impact financial condition if triggered.

Our long-term debt obligations contain financial covenants related to debt-to-capital ratios and interest-coverage ratios. Failure to comply with any of these covenants could result in an event of default which, if not cured or waived, could result in the acceleration of outstanding debt obligations or the inability to borrow under certain credit agreements. Any such acceleration would cause a material adverse change in Chesapeake's financial condition.

A change in economic conditions and interest rates may adversely affect our results of operations and cash flows.

A downturn in the economies of the regions in which we operate, which we cannot accurately predict, might adversely affect our ability to increase our customer bases and cash flows at the same rates by which they have grown in the recent past. Further, an increase in interest rates, without the recovery of the higher cost of debt in the sales and/or transportation rates we charge our utility customers, could adversely affect future earnings. An increase in short-term interest rates would negatively affect our results of operations, which depend on short-term borrowing to finance accounts receivable and storage gas inventories, and to temporarily finance capital expenditures.

Inflation may impact our results of operations, cash flows and financial position.

Inflation affects the cost of supply, labor, products and services required for operations, maintenance and capital improvements. While the impact of inflation has remained low in recent years, natural gas and propane prices are subject to rapid fluctuations. To help cope with the effects of inflation on our capital investments and returns, we seek rate relief from regulatory commissions for regulated operations and closely monitor the returns of our unregulated business operations. There can be no assurance that we will be able to obtain adequate and timely rate relief to offset the effects of inflation. To compensate for fluctuations in propane gas prices, we adjust our propane selling prices to the extent allowed by the market. However, there can be no assurance that we will be able to increase propane sales prices sufficiently to compensate fully for such fluctuations in the cost of propane gas to us.

Operational Risks

Fluctuations in weather may adversely affect our results of operations, cash flows and financial condition.

Our utility and propane distribution operations are sensitive to fluctuations in weather, and weather conditions directly influence the volume of natural gas and propane sold and delivered by our utility and propane distribution operations. A significant portion of our utility and propane distribution operation revenues is derived from the sale and delivery of natural gas and propane to residential and commercial heating customers during the five-month peak heating season (November through March). If the weather is warmer than normal, we sell and deliver less natural gas and propane to customers, and earn less revenue. In addition, hurricanes or other extreme weather conditions could damage production or transportation facilities, which could result in decreased supplies of natural gas and propane, increased supply costs and higher prices for customers.

The amount and availability of natural gas and propane supplies are difficult to predict; a substantial reduction in available supplies could reduce our earnings in those segments.

Natural gas and propane production can be affected by factors outside of our control, such as weather and refinery closings. If we are unable to obtain sufficient natural gas and propane supplies to meet demand, results in those segments may be adversely affected.

We rely on having access to interstate natural gas pipelines' transportation and storage capacity; a substantial disruption or lack of growth in these services may impair our ability to meet customers' existing and future requirements.

In order to meet existing and future customer demands for natural gas, we must acquire both sufficient natural gas supplies and interstate pipeline and storage capacity to serve such requirements. We must contract for reliable and adequate delivery capacity for our distribution systems while considering the dynamics of the interstate pipeline and storage capacity market, our own on-system resources, as well as the characteristics of our markets. Chesapeake, along with other local natural gas distribution companies and other participants in the industry, have raised concerns regarding the future availability of additional upstream interstate pipeline and storage capacity. This is a business issue which we must continue to manage as our customer base grows.

Natural gas and propane commodity price changes may affect the operating costs and competitive positions of our natural gas and propane distribution operations, which may adversely affect our results of operations, cash flows and financial condition.

Natural Gas. Over the last four years, natural gas costs have increased significantly, due to increased demand, and have become more volatile, due to events such as the hurricane activity in 2005, which reduced the natural gas available from the Gulf Coast region and caused a spike in natural gas prices. Higher natural gas prices can result in significant increases in the cost of gas billed to customers. Under our regulated gas cost recovery mechanisms, an increase in the cost of gas due to an increase in the price of the natural gas commodity generally has no immediate effect on our revenues and net income. Our net income, however, may be reduced by higher expenses that we may incur for uncollectable customer accounts and by lower volumes of natural gas deliveries as a result of customers reducing their consumption. Therefore, increases in the price of natural gas can affect our operating cash flows and the competitiveness of natural gas as an energy source.

Propane. Propane costs are subject to volatile changes as a result of product supply or other market conditions, including economic and political factors affecting crude oil and natural gas supply or pricing. Such cost changes can occur rapidly and can affect profitability. There is no assurance that we will be able to pass on propane cost increases fully or immediately, particularly when propane costs increase rapidly. Therefore, average retail sales prices can vary significantly from year to year as product costs fluctuate in response to propane, fuel oil, crude oil and natural gas commodity market conditions. In addition, in periods of sustained higher commodity prices, declines in retail sales volumes, because of reduced consumption and increased amounts of uncollectible accounts may adversely affect net income.

Operating events affecting public safety and the reliability of Chesapeake's natural gas distribution system could adversely affect the results of operations, financial condition and cash flows.

Chesapeake's business is exposed to operational events, such as major leaks, mechanical problems and accidents, that could affect the public safety and reliability of its natural gas distribution systems, significantly increase costs and cause loss of customer confidence. The occurrence of any such operational events could adversely affect the results of operations, financial condition and cash flows. If Chesapeake is unable to recover from customers, through the regulatory process, all or some of these costs and its authorized rate of return on these costs, this also could adversely affect the results of operations, financial condition and cash flows.

Because we operate in a competitive environment, we may lose customers to competitors.

In our natural gas marketing business, we compete with third-party suppliers to sell gas to commercial and industrial customers. In our gas transportation and distribution operations, our competitors include interstate pipelines, when distribution customers are located close enough to the transmission company's pipeline to make direct connections economically feasible.

Our propane distribution operations compete with several other propane distributors, primarily on the basis of service and price, emphasizing reliability of service and responsiveness. Some of our competitors have significantly greater resources. The retail propane industry is mature, and we foresee modest growth in total demand. Given this limited growth, we expect that year-to-year industry volumes will be principally affected by weather patterns. Therefore, our ability to grow the propane distribution business is contingent upon execution of our community gas systems strategy to capture additional market share and to employ service pricing programs that retain and grow our customer base. Any failure to retain and grow our customer base would have an adverse effect on our results.

The propane wholesale marketing operation competes against various marketers, many of which have significantly greater resources and are able to obtain price or volumetric advantages.

The advanced information services business faces significant competition from a number of larger competitors having substantially greater resources available to them to compete on the basis of technological expertise, reputation and price.

Changes in technology may adversely affect our advanced information services segment's results of operations, cash flows and financial condition.

Our advanced information services segment participates in a market that is characterized by rapidly changing technology and accelerating product introduction cycles. The success of our advanced information services segment depends upon our ability to address the rapidly changing needs of our customers by developing and supplying high-quality, cost-effective products, product enhancements and services, on a timely basis, and by keeping pace with technological developments and emerging industry standards. There is no assurance that we will be able to keep up with technological advancements necessary to keep our products and services competitive.

Our energy marketing subsidiaries have credit risk and credit requirements that may adversely affect our results of operations, cash flows and financial condition.

Xeron, our propane wholesale and marketing subsidiary, and PESCO, our natural gas marketing subsidiary, extend credit to counter-parties. While we believe Xeron and PESCO utilize prudent credit policies, each of these subsidiaries is exposed to the risk that it may not be able to collect amounts owed to it. If the counter-party to such a transaction fails to perform, and any underlying collateral is inadequate, we could experience financial losses.

Xeron and PESCO are also dependent upon the availability of credit to buy propane and natural gas for resale or to trade. If financial market conditions decline generally, or the financial condition of these subsidiaries or of the Company, declines, then the cost of credit available to these subsidiaries could increase. If credit is not available, or if credit is more costly, our results of operations, cash flows and financial condition may be adversely affected.

Our use of derivative instruments may adversely affect our results of operations.

Fluctuating commodity prices may affect our earnings and financing costs. Our propane distribution and wholesale marketing segments use derivative instruments, including forwards, swaps and puts, to hedge price risk. In addition, we have utilized in the past, and may decide, after further evaluation, to continue to utilize derivative instruments to hedge price risk for our Delaware and Maryland divisions, as well as PESCO. While we have a risk management policy and operating procedures in place to control our exposure to risk, if we purchase derivative instruments that are not properly matched to our exposure, our results of operations, cash flows, and financial conditions may be adversely affected.

Changes in customer growth may affect earnings and cash flows.

Chesapeake's ability to increase its gross margins in its regulated and propane businesses is dependent upon the new construction housing market, adding new industrial customers and conversion of customers to natural gas or propane from other fuel sources. Slowdowns in these markets could adversely affect the Company's gross margin in its regulated or propane businesses, its earnings and cash flows.

Chesapeake's businesses are capital intensive, and the costs of capital projects may be significant.

Chesapeake's businesses are capital intensive and require significant investments in internal infrastructure projects. Our results of operations and financial condition could be adversely affected if we are unable to manage such capital projects effectively or if we do not receive full recovery of such capital costs in future regulatory proceedings.

Regulatory and Legal Risks

Regulation of the Company, including changes in the regulatory environment, may adversely affect our results of operations, cash flows and financial condition.

The Delaware, Maryland and Florida PSCs regulate our natural gas distribution operations; Eastern Shore, our natural gas transmission subsidiary, is regulated by the FERC. These commissions set the rates that we can charge customers for services subject to their regulatory jurisdiction. Our ability to obtain timely future rate increases and rate supplements to maintain current rates of return depends on regulatory approvals, and there can be no assurance that our divisions and Eastern Shore will be able to obtain such approvals or maintain currently authorized rates of return.

We are dependent upon construction of new facilities to support future growth in earnings in our natural gas distribution and interstate pipeline operations.

Construction of new facilities required to support future growth is subject to various regulatory and developmental risks, including but not limited to: (a) our ability to obtain necessary approvals and permits by regulatory agencies on a timely basis and on terms that are acceptable to us; (b) potential changes in federal, state and local statutes and regulations, including environmental requirements, that prevent a project from proceeding or increase the anticipated cost of the project; (c) inability to acquire rights-of-way or land rights on a timely basis on terms that are acceptable to us; (d) lack of anticipated future growth in available natural gas supply; and (e) insufficient customer throughput commitments.

We are subject to operating and litigation risks that may not be fully covered by insurance.

Our operations are subject to the operating hazards and risks normally incidental to handling, storing, transporting and delivering natural gas and propane to end users. As a result, we are sometimes a defendant in legal proceedings arising in the ordinary course of business. We maintain insurance policies with insurers in such amounts and with such coverages and deductibles as we believe are reasonable and prudent. There can be no assurance, however, that such insurance will be adequate to protect us from all material expenses related to potential future claims for personal injury and property damage or that such levels of insurance will be available in the future at economical prices.

Environmental Risks

Costs of compliance with environmental laws may be significant.

We are subject to federal, state and local laws and regulations governing environmental quality and pollution control. These evolving laws and regulations may require expenditures over a long period of time to control environmental effects at current and former operating sites, including former manufactured gas plant sites that we have acquired from third parties. Compliance with these legal obligations requires us to commit capital. If we fail to comply with environmental laws and regulations, even if such failure is caused by factors beyond our control, we may be assessed civil or criminal penalties and fines.

To date, we have been able to recover, through regulatory rate mechanisms, the costs associated with the remediation of former manufactured gas plant sites. However, there is no guarantee that we will be able to recover future remediation costs in the same manner or at all. A change in our approved rate mechanisms for recovery of environmental remediation costs at former manufactured gas plant sites could adversely affect our results of operations, cash flows and financial condition.

Further, existing environmental laws and regulations may be revised, or new laws and regulations seeking to protect the environment may be adopted and be applicable to us. Revised or additional laws and regulations could result in additional operating restrictions on our facilities or increased compliance costs, which may not be fully recoverable.

ITEM 1B. UNRESOLVED STAFF COMMENTS.

None.

ITEM 2. PROPERTIES

(a) General

The Company owns offices and operates facilities in the following locations: Pocomoke, Salisbury, Cambridge and Princess Anne, Maryland; Dover, Seaford, Laurel and Georgetown, Delaware; and Winter Haven, Florida. Chesapeake rents office space in Dover and Ocean View, Delaware; Jupiter and Lecanto, Florida; Chincoteague and Belle Haven, Virginia; Easton and Salisbury, Maryland; Honey Brook and Allentown, Pennsylvania; Houston, Texas; and Norcross, Georgia. In general, the Company believes that its properties are adequate for the uses for which they are employed.

(b) Natural Gas Distribution

Chesapeake owns over 1,033 miles of natural gas distribution mains (together with related service lines, meters and regulators) located in its Delaware and Maryland service areas and 741 miles of natural gas distribution mains (and related equipment) in its central Florida service areas. Chesapeake also owns facilities in Delaware and Maryland, which it uses for propane-air injection during periods of peak demand.

(c) Natural Gas Transmission

Eastern Shore owns and operates approximately 370 miles of transmission pipelines, extending from supply interconnects at Parkesburg, Pennsylvania; Daleville, Pennsylvania; and Hockessin, Delaware, to approximately 78 delivery points in southeastern Pennsylvania, Delaware and the eastern shore of Maryland.

(d) Propane Distribution and Wholesale Marketing

The company's Delmarva-based propane distribution operation owns bulk propane storage facilities, with an aggregate capacity of approximately 2.4 million gallons, at 42 plant facilities in Delaware, Maryland and Virginia, located on real estate that is either owned or leased. The Company's Florida-based propane distribution operation owns three bulk propane storage facilities with a total capacity of 66,000 gallons. Xeron does not own physical storage facilities or equipment to transport propane; however, it leases propane storage capacity and pipeline capacity.

ITEM 3. LEGAL PROCEEDINGS

(a) General

The Company and its subsidiaries are currently involved in various legal actions and claims arising in the normal course of business. The Company is also involved in certain administrative proceedings before various governmental agencies concerning rates. In the opinion of management, the ultimate disposition of these current proceedings will not have a material effect on our consolidated financial position.

(b) Environmental

See discussion of environmental commitments and contingencies in Item 8 under the heading "Notes to Consolidated Financial Statements — Note M."

ITEM 4. SUBMISSION OF MATTERS TO A VOTE OF SECURITY HOLDERS.

None

ITEM 4A. EXECUTIVE OFFICERS OF THE REGISTRANT.

Set forth below are the names, ages, and positions of executive officers of the registrant at December 31, 2007, with their recent business experience. The age of each officer is as of the date of filing this report.

John R. Schimkaitis (age 60) Mr. Schimkaitis is President and Chief Executive Officer of Chesapeake and its subsidiaries. Mr. Schimkaitis assumed the role of Chief Executive Officer on January 1, 1999. He has served as President since 1997. Mr. Schimkaitis previously served as President and Chief Operating Officer, Executive Vice President, Senior Vice President, Chief Financial Officer, Vice President, Treasurer, Assistant Treasurer and Assistant Secretary of Chesapeake.

Michael P. McMasters (age 49) Mr. McMasters is Senior Vice President and Chief Financial Officer of Chesapeake Utilities Corporation. He was appointed Senior Vice President in 2004 and has served as Chief Financial Officer since December 1996. He has previously held the positions of Vice President, Treasurer, Director of Accounting and Rates, and Contoller. From 1992 to May 1994, Mr. McMasters was employed as Director of Operations Planning for Equitable Gas Company.

Stephen C. Thompson (age 47) Mr. Thompson is President of Eastern Shore Natural Gas Company and Senior Vice President of Chesapeake Utilities Corporation. Prior to becoming Senior Vice President in 2004, he served as Vice President of Chesapeake. He has also served as Vice President, Director of Gas Supply and Marketing, Superintendent of Eastern Shore and Regional Manager for the Florida distribution operations.

Beth W. Cooper (age 41) Ms. Cooper is Vice President, Treasurer and Corporate Secretary of Chesapeake Utilities Corporation. Ms. Cooper has served as Corporate Secretary since July 2005. She previously served as Assistant Treasurer and Assistant Secretary, Director of Internal Audit, Director of Strategic Planning, Planning Consultant, Accounting Manager for Non-regulated Operations and Treasury Analyst. Prior to joining Chesapeake, she was employed as an auditor with Ernst & Young's Entrepreneurial Services Group.

S. Robert Zola (age 55) Mr. Zola joined Sharp Energy in August 2002 as President. Prior to joining Sharp Energy, Mr. Zola most recently served as Northeast Regional Manager of Synergy Gas, now Cornerstone MLP, in Philadelphia, PA. During his 27-year career in the propane industry, Mr. Zola also started and successfully developed Bluestreak Propane, in Phoenix, AZ, which was ultimately sold to Ferrell Gas.

PART II

ITEM 5. MARKET FOR THE REGISTRANT'S COMMON EQUITY, RELATED STOCKHOLDER MATTERS AND ISSUER PURCHASES OF EQUITY SECURITIES.

(a) Common Stock Price Ranges, Common Stock Dividends and Shareholder Information:

The Company's Common Stock is listed on the New York Stock Exchange ("NYSE") under the symbol "CPK." The high, low and closing prices of Chesapeake's Common Stock and dividends declared per share for each calendar quarter during the years 2007 and 2006 were as follows:

	Quarter Ended	High	Low	Close	Dividends Declared Per Share
2007					
	March 31	\$ 31.10	\$ 28.85	\$ 30.94	\$ 0.290
	June 30	35.58	29.92	34.24	0.295
	September 30	37.25	28.00	33.94	0.295
	December 31	36.38	29.59	31.85	0.295
2006					
	March 31	\$ 32.47	\$ 29.97	\$ 31.24	\$ 0.285
	June 30	31.20	27.90	30.08	0.290
	September 30	35.65	29.51	30.05	0.290
	December 31	31.31	29.10	30.65	0.290

Dividends are payable at the discretion of our Board of Directors. Future payment of dividends, and the amount of these dividends, will depend on our financial condition, results of operations, capital requirements, and other factors. We sold no securities during the year 2007 that were not registered under the Securities Act of 1933, as amended.

Indentures to the long-term debt of the Company contain various restrictions. The most stringent restrictions state that the Company must maintain equity of at least 40 percent of total capitalization and the pro-forma fixed charge coverage ratio must be at least 1.5 times. The Company was in compliance with these restrictions and other debt covenants during 2007.

At December 31, 2007, there were 1,920 shareholders of record of the Common Stock.

(b) Purchases of Equity Securities by the Issuer

The following table sets forth information on purchases by or on behalf of Chesapeake of shares of its Common Stock during the quarter ended December 31, 2007.

Period	Total Number of Shares Purchased	Average Price Paid per Share	Total Number of Shares Purchased as Part of Publicly Announced Plans or Programs (2)	Maximum Number of Shares That May Yet Be Purchased Under the Plans or Programs (2)
October 1, 2007 through October 31, 2007 (1)	490	\$34.10	0	0
November 1, 2007 through November 30, 2007	0	\$0.00	0	0
December 1, 2007 through December 31, 2007	0	\$0.00	0	0
Total	490	\$34.10	0	0

⁽¹⁾ Chesapeake purchased shares of stock on the open market for the purpose of reinvesting the dividend on deferred stock units held in the Rabbi Trust accounts for certain Senior Executives under the Deferred Compensation Plan. The Deferred Compensation Plan is discussed further in Note K to the Consolidated Financial Statements. During the quarter, 490 shares were purchased through the reinvestment of dividends on deferred stock units.

⁽²⁾ Except for the purpose described in Footnote (1), Chesapeake has no publicly announced plans or programs to repurchase its shares.

Discussion of compensation plans of Chesapeake and its subsidiaries, for which shares of Chesapeake common stock are authorized for issuance, included in the portion of the Proxy Statement captioned "Equity Compensation Plan Information" to be filed not later than March 31, 2008, in connection with the Company's Annual Meeting to be held on May 1, 2008, is incorporated herein by reference.

The chief executive officer's annual certification regarding the Company's compliance with the NYSE's corporate governance listing standards was submitted to the NYSE on May 29, 2007.

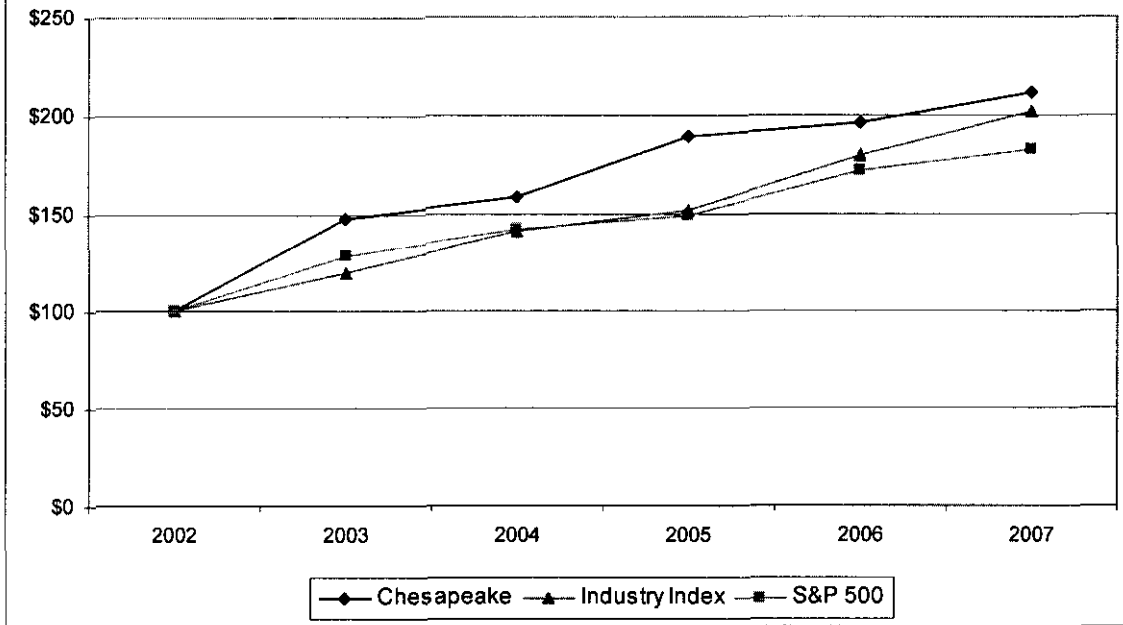
(c) Chesapeake Utilities Corporation Common Stock Performance Graph

The following stock Performance Graph compares cumulative total shareholder return on a hypothetical investment in the Company's common stock during the five fiscal years ended December 31, 2007, with the cumulative total shareholder return on a hypothetical investment in both (i) the S&P 500 Index and (ii) an industry index consisting of 14 companies in the Edward Jones Natural Gas Distribution Group, a published listing of selected gas distribution utilities' results. The Company's Performance Graph for the previous year included all but one of these same companies in addition to seventeen other companies. The Company chose to use the Edward Jones Natural Gas Distribution Group as its peer group this year for performance metrics comparison to coincide with the Compensation Committee's decision to use this index of companies to evaluate the Company's results in connection with issuing long-term awards to executive officers under the new long-term performance plan.

The fourteen companies in the Edward Jones Natural Gas Distribution Group industry index include: AGL Resources, Inc., Atmos Energy Corporation, Chesapeake Utilities Corporation, Corning Natural Gas Corporation, Delta Natural Gas Company, Inc., Energy West, Inc., EnergySouth, Inc., The Laclede Group, Inc., New Jersey Resources Corporation, Northwest Natural Gas Company, Piedmont Natural Gas Co., Inc., RGC Resources, Inc., South Jersey Industries, Inc, and WGL Holdings, Inc. The Company excluded SEMCO Energy, Inc. from its comparison due to its recent acquisition by Cap Rock Holding Corporation.

The comparison assumes \$100 was invested on December 31, 2002 in the Company's common stock and in each of the foregoing indices and assumes reinvested dividends. The comparisons in the graph below are based on historical data and are not intended to forecast the possible future performance of the Company's Common Stock.

Stock Performance



	2002	2003	2004	2005	2006	2007
Chesapeake	\$100	\$148	\$158	\$189	\$196	\$211
Industry Index	\$100	\$120	\$141	\$152	\$180	\$202
S&P 500	\$100	\$128	\$142	\$149	\$172	\$182

ITEM 6. SELECTED FINANCIAL DATA

For the Years Ended December 31,	2007	2006 ⁽³⁾	2005
<u>Operating (in thousands of dollars) ⁽¹⁾</u>			
Revenues			
Natural gas	\$181,202	\$170,374	\$166,582
Propane	62,838	48,576	48,976
Advanced informations systems	15,099	12,568	14,140
Other and eliminations	(853)	(318)	(213)
Total revenues	\$258,286	\$231,200	\$229,485
Operating income			
Natural gas	\$22,485	\$19,733	\$17,236
Propane	4,498	2,534	3,209
Advanced informations systems	836	767	1,197
Other and eliminations	295	298	279
Total operating income	\$28,114	\$23,332	\$21,921
Net income from continuing operations	\$13,218	\$10,748	\$10,699
<u>Assets (in thousands of dollars)</u>			
Gross property, plant and equipment	\$352,838	\$325,836	\$280,345
Net property, plant and equipment ⁽²⁾	\$260,423	\$240,825	\$201,504
Total assets ⁽²⁾	\$381,557	\$325,585	\$295,980
Capital expenditures ⁽¹⁾	\$30,142	\$49,154	\$33,423
<u>Capitalization (in thousands of dollars)</u>			
Stockholders' equity	\$119,576	\$111,152	\$84,757
Long-term debt, net of current maturities	63,256	71,050	58,991
Total capitalization	\$182,832	\$182,202	\$143,748
Current portion of long-term debt	\$7,656	\$7,656	\$4,929
Short-term debt	45,664	27,554	35,482
Total capitalization and short-term financing	\$236,152	\$217,412	\$184,159

⁽¹⁾ These amounts exclude the results of distributed energy and water services due to their reclassification to discontinued operations. The Company closed its distributed energy operation in 2007. All assets of all of the water businesses were sold in 2004 and 2003.

⁽²⁾ Statement of Financial Accounting Standard ("SFAS") 143 was adopted in the year 2001; therefore, SFAS 143 was not applicable for the years prior to 2001.

⁽³⁾ SFAS 123R and SFAS 158 were adopted in the year 2006; therefore, they were not applicable for the years prior to 2006.

2004	2003	2002	2001	2000	1999	1998
\$124,246	\$110,247	\$93,588	\$107,418	\$101,138	\$75,637	\$68,770
41,500	41,029	29,238	35,742	31,780	25,199	23,377
12,427	12,578	12,764	14,104	12,390	13,531	10,331
(218)	(286)	(334)	(113)	(131)	(14)	(15)
\$177,955	\$163,568	\$135,256	\$157,151	\$145,177	\$114,353	\$102,463
\$17,091	\$16,653	\$14,973	\$14,405	\$12,798	\$10,388	\$8,820
2,364	3,875	1,052	913	2,135	2,622	965
387	692	343	517	336	1,470	1,316
335	359	237	386	816	495	485
\$20,177	\$21,579	\$16,605	\$16,221	\$16,085	\$14,975	\$11,586
\$9,686	\$10,079	\$7,535	\$7,341	\$7,665	\$8,372	\$5,329
\$250,267	\$234,919	\$229,128	\$216,903	\$192,925	\$172,068	\$152,991
\$177,053	\$167,872	\$166,846	\$161,014	\$131,466	\$117,663	\$104,266
\$241,938	\$222,058	\$223,721	\$222,229	\$211,764	\$166,958	\$145,029
\$17,830	\$11,822	\$13,836	\$26,293	\$22,057	\$21,365	\$12,516
\$77,962	\$72,939	\$67,350	\$67,517	\$64,669	\$60,714	\$56,356
66,190	69,416	73,408	48,409	50,921	33,777	37,597
\$144,152	\$142,355	\$140,758	\$115,926	\$115,590	\$94,491	\$93,953
\$2,909	\$3,665	\$3,938	\$2,686	\$2,665	\$2,665	\$520
5,002	3,515	10,900	42,100	25,400	23,000	11,600
\$152,063	\$149,535	\$155,596	\$160,712	\$143,655	\$120,156	\$106,073

For the Years Ended December 31,	2007	2006 ⁽³⁾	2005
<u>Common Stock Data and Ratios</u>			
Basic earnings per share from continuing operations ⁽¹⁾	\$1.96	\$1.78	\$1.83
Diluted earnings per share from continuing operations ⁽¹⁾	\$1.94	\$1.76	\$1.81
Return on average equity from continuing operations ⁽¹⁾	11.5%	11.0%	13.2%
Common equity / total capitalization	65.4%	61.0%	59.0%
Common equity / total capitalization and short-term financing	50.6%	51.1%	46.0%
Book value per share	\$17.64	\$16.62	\$14.41
Market price:			
High	\$37.250	\$35.650	\$35.780
Low	\$28.000	\$27.900	\$23.600
Close	\$31.850	\$30.650	\$30.800
Average number of shares outstanding	6,743,041	6,032,462	5,836,463
Shares outstanding at year-end	6,777,410	6,688,084	5,883,099
Registered common shareholders	1,920	1,978	2,026
Cash dividends declared per share	\$1.18	\$1.16	\$1.14
Dividend yield (annualized) ⁽²⁾	3.7%	3.8%	3.7%
Payout ratio from continuing operations ^{(1) (4)}	60.2%	65.2%	62.3%
<u>Additional Data</u>			
Customers			
Natural gas distribution and transmission	62,884	59,132	54,786
Propane distribution	34,143	33,282	32,117
Volumes			
Natural gas deliveries (in MMCF)	34,820	34,321	34,981
Propane distribution (in thousands of gallons)	29,785	24,243	26,178
Heating degree-days (Delmarva Peninsula)			
Actual HDD	4,504	3,931	4,792
10 -year average HDD (normal)	4,376	4,372	4,436
Propane bulk storage capacity (in thousands of gallons)	2,441	2,315	2,315
Total employees ⁽¹⁾	445	437	423

⁽¹⁾ These amounts exclude the results of distributed energy and water services due to their reclassification to discontinued operations. The Company closed its distributed energy operation in 2007. All assets of all of the water businesses were sold in 2004 and 2003.

⁽²⁾ Dividend yield (annualized) is calculated by multiplying the fourth quarter dividend by four (4), then dividing that amount by the closing common stock price at December 31.

⁽³⁾ SFAS 123R and SFAS 158 were adopted in the year 2006; therefore, they were not applicable for the years prior to 2006.

⁽⁴⁾ The payout ratio from continuing operations is calculated by dividing cash dividends declared per share (for the year) by basic earnings per share from continuing operations.

2004	2003	2002	2001	2000	1999	1998
\$1.68	\$1.80	\$1.37	\$1.37	\$1.46	\$1.63	\$1.05
\$1.64	\$1.76	\$1.37	\$1.35	\$1.43	\$1.59	\$1.04
12.8%	14.4%	11.2%	11.1%	12.2%	14.3%	9.7%
54.1%	51.2%	47.8%	58.2%	55.9%	64.3%	60.0%
51.3%	48.8%	43.3%	42.0%	45.0%	50.5%	53.1%
\$13.49	\$12.89	\$12.16	\$12.45	\$12.21	\$11.71	\$11.06
\$27.550	\$26.700	\$21.990	\$19.900	\$18.875	\$19.813	\$20.500
\$20.420	\$18.400	\$16.500	\$17.375	\$16.250	\$14.875	\$16.500
\$26.700	\$26.050	\$18.300	\$19.800	\$18.625	\$18.375	\$18.313
5,735,405	5,610,592	5,489,424	5,367,433	5,249,439	5,144,449	5,060,328
5,778,976	5,660,594	5,537,710	5,424,962	5,297,443	5,186,546	5,093,788
2,026	2,069	2,130	2,171	2,166	2,212	2,271
\$1.12	\$1.10	\$1.10	\$1.10	\$1.07	\$1.03	\$1.00
4.2%	4.2%	6.0%	5.6%	5.8%	5.7%	5.5%
66.7%	61.1%	80.3%	80.3%	73.3%	63.2%	95.2%
50,878	47,649	45,133	42,741	40,854	39,029	37,128
34,888	34,894	34,566	35,530	35,563	35,267	34,113
31,430	29,375	27,935	27,264	30,830	27,383	21,400
24,979	25,147	21,185	23,080	28,469	27,788	25,979
4,553	4,715	4,161	4,368	4,730	4,082	3,704
4,389	4,409	4,393	4,446	4,356	4,409	4,493
2,045	2,195	2,151	1,958	1,928	1,926	1,890
426	439	455	458	471	466	431

Management's Discussion and Analysis

ITEM 7. MANAGEMENT'S DISCUSSION AND ANALYSIS OF FINANCIAL CONDITION AND RESULTS OF OPERATIONS

INTRODUCTION

This section provides management's discussion of Chesapeake Utilities Corporation and its consolidated subsidiaries, with specific information on results of operations and liquidity and capital resources. It includes management's interpretation of our financial results, the factors affecting these results, the major factors expected to affect future operating results and future investment and financing plans. This discussion should be read in conjunction with our consolidated financial statements and notes thereto.

Several factors exist that could influence our future financial performance, some of which are described in Item 1A above, "Risk Factors." They should be considered in connection with evaluating forward-looking statements contained in this report, or otherwise made by or on behalf of us since these factors could cause actual results and conditions to differ materially from those set out in such forward-looking statements.

EXECUTIVE OVERVIEW

Chesapeake is a diversified utility company engaged directly or through subsidiaries in natural gas distribution, transmission and marketing, propane distribution and wholesale marketing, advanced information services and other related businesses.

The Company's strategy is focused on growing earnings from a stable utility foundation and investing in related businesses and services that provide opportunities for returns greater than traditional utility returns. The key elements of this strategy include:

- executing a capital investment program in pursuit of organic growth opportunities that generate returns equal to or greater than our cost of capital;
- expanding the natural gas distribution and transmission business through expansion into new geographic areas in our current service territories;
- expanding the propane distribution business in existing and new markets through leveraging our community gas system services and our bulk delivery capabilities;
- utilizing the Company's expertise across our various businesses to improve overall performance;
- enhancing marketing channels to attract new customers;
- providing reliable and responsive customer service to retain existing customers;
- maintaining a capital structure that enables the Company to access capital as needed; and
- maintaining a consistent and competitive dividend for shareholders.

In 2007, net income increased 26 percent as the Company earned \$13.2 million in net income, or \$1.94 per share (diluted), when compared to the net income of \$10.5 million, or \$1.72 per share (diluted), earned in 2006. Overall, operating income in 2007 increased \$4.8 million, or 20 percent, from 2006. The increase in operating income was partially offset by an increase of \$816,000, or 14 percent, in interest expense and higher income taxes of \$1.6 million, or 23 percent.

The following discussions and those later in the document on operating income and segment results include use of the term "gross margin." Gross margin is determined by deducting the cost of sales from operating revenue. Cost of sales includes the purchased gas cost for natural gas and propane and the cost of labor spent on direct revenue-producing activities. Gross margin should not be considered an alternative to operating income or net income, which are determined in accordance with Generally Accepted Accounting Principles ("GAAP"). Chesapeake believes that gross margin, although a non-GAAP measure, is useful and meaningful to investors as a basis for making investment decisions. It provides investors with information that demonstrates the profitability achieved by the Company under its allowed rates for regulated operations and under its competitive pricing structure for non-regulated segments. Chesapeake's

management uses gross margin in measuring its business units' performance and has historically analyzed and reported gross margin information publicly. Other companies may calculate gross margin in a different manner.

Operating Income

A strong year-over-year increase in operating income for 2007 was attained from the Company's natural gas, propane, and advanced information services business segments.

<i>(In thousands)</i>	2007	2006	Change	Percentage Change
Natural gas	\$ 22,485	\$ 19,733	\$ 2,752	14%
Propane	4,498	2,534	1,964	78%
Advanced information services	836	767	69	9%
Other & eliminations	295	298	(3)	-1%
Total operating income	\$ 28,114	\$ 23,332	\$ 4,782	100%

The natural gas segment benefited from the additional transportation capacity contracts implemented by Eastern Shore, continued customer growth from the distribution operations, rate increases, and the impact of colder temperatures on the Delmarva Peninsula that were 15 percent colder in 2007 than in 2006. The propane segment benefited from the colder temperatures on the Delmarva Peninsula and also from the volatility in wholesale propane prices experienced in 2007.

Key financial and operational highlights for fiscal year 2007 include the following:

- New transportation capacity contracts implemented by Eastern Shore in November 2006 provided for 26,200 Dts of firm transportation capacity per day and contributed \$3.1 million of additional gross margin in 2007.
- On August 11, 2007, Eastern Shore received authorization from the FERC to commence construction of a portion of the Phase II facilities (approximately 4 miles) of the 2006-2008 Expansion Project. These additional facilities, which were completed and placed in service on November 1, 2007 provide for 8,300 Dts of additional firm capacity per day generating annualized gross margin of \$1.2 million.
- The base rate increase that the Company received from the Maryland PSC on September 26, 2006, for our Maryland natural gas operations, contributed \$693,000 of additional gross margin in 2007.
- Effective September 1, 2007, the FERC authorized Eastern Shore to commence the billing of increased rates agreed to in a settlement with its customers, which the FERC formally approved in January 2008. These increased rates provided for an additional \$563,000 of gross margin in 2007.
- On August 21, 2007, the Delaware PSC authorized the Company to implement temporary rates with its customers, subject to refund, pending the completion of full evidentiary hearings and a final decision by the Delaware PSC.
- Customer growth in the natural gas and propane businesses remained strong, with the Delmarva and Florida natural gas distribution operations registering seven and five percent increases in residential customers, respectively, and the Delmarva Community Gas Systems ("CGS") generating a 22 percent increase in propane distribution customers.
- For the year ended December 31, 2007, the Company generated \$25.7 million in operating cash attributed to net income of \$13.2 million and \$12.5 million in net cash from other operating activities, which includes \$9.1 million in depreciation and amortization.
- The Company continued to invest in property, plant and equipment to support current and future growth opportunities and utilized \$31.3 million of cash in 2007 for such expenditures.

The Company's financial performance is discussed in greater detail below in Results of Operations.

Management's Discussion and Analysis

Critical Accounting Policies

Chesapeake prepares its financial statements in accordance with accounting principles generally accepted in the United States of America ("GAAP"). Application of these accounting principles requires the use of estimates and assumptions that affect the reported amounts of assets, liabilities, revenues and expenses, and related disclosures of contingencies during the reporting period. Chesapeake bases its estimates on historical experience and on various other assumptions that are believed to be reasonable under the circumstances, the results of which form the basis for making judgments about the carrying value of assets and liabilities that are not readily apparent from other sources. Most of Chesapeake's businesses are regulated, accordingly, the accounting methods used by these businesses must comply with the requirements of the regulatory bodies; therefore, the choices available are limited by these regulatory requirements. In the normal course of business, estimated amounts are subsequently adjusted to actual results that may differ from estimates. Management believes that the following policies require significant estimates or other judgments of matters that are inherently uncertain. These policies and their application have been discussed with Chesapeake's Audit Committee.

Regulatory Assets and Liabilities

As a result of the ratemaking process, Chesapeake records certain assets and liabilities in accordance with Statement of Financial Accounting Standards ("SFAS") No. 71 "Accounting for the Effects of Certain Types of Regulation," and consequently, the accounting principles applied by our regulated utilities differ in certain respects from those applied by the unregulated businesses. Costs are deferred when there is a probable expectation that they will be recovered in future revenues as a result of the regulatory process. As more fully described in Note A to the Consolidated Financial Statements, Chesapeake had recorded regulatory assets of \$4.1 million and regulatory liabilities of \$27.7 million, at December 31, 2007. If the Company were required to terminate application of SFAS No. 71, it would be required to recognize all such deferred amounts as a charge or a credit to earnings, net of applicable income taxes. Such an adjustment could have a material adverse effect on the Company's results of operations.

Valuation of Environmental Assets and Liabilities

As more fully described in Note M to the Financial Statements, Chesapeake has completed its responsibilities related to one environmental site and is currently participating in the investigation, assessment or remediation of three other former manufactured gas plant sites. Amounts have been recorded as environmental liabilities and associated environmental regulatory assets based on estimates of future costs provided by independent consultants. There is uncertainty in these amounts because the Environmental Protection Agency ("EPA") or applicable state environmental authority may not have selected the final remediation methods. In addition, there is uncertainty with regard to amounts that may be recovered from other potentially responsible parties.

Since the Company's management believes that recovery of these expenditures, including any litigation costs, is probable through the regulatory process, the Company has recorded, in accordance with SFAS 71, a regulatory asset and corresponding regulatory liability. At December 31, 2007, Chesapeake had recorded an environmental regulatory asset of \$851,000 and a regulatory liability of \$227,000 for over-collections and an additional liability of \$835,000 for environmental costs.

Derivatives

Chesapeake may use derivative instruments to manage the price risk of its natural gas and propane purchasing activities. The use of these instruments is subject to the Company's risk management policies, which are continually monitored for compliance. Derivative instruments utilized in connection with these activities and services are accounted in accordance with SFAS 133, *Accounting for Derivative Instruments and Hedging Activities*, under which Chesapeake either records the fair value of derivatives held as assets and liabilities. If the derivative contracts meets the "normal purchase and normal sale" scope exception of SFAS 133, the related activities and services are accounted on an accrual basis of accounting.

The following is a review of Chesapeake's derivative activity at December 31, 2007 and 2006:

- The natural gas distribution and marketing operations entered into physical contracts for the purchase and sale of natural gas. These physical contracts qualify for the “normal purchases and normal sales” scope exception under SFAS 133 at December 31, 2007 and 2006 in that they provide for the purchase or sale of natural gas that will be delivered in quantities expected to be used or sold by the Company over a reasonable period of time in the normal course of business. Accordingly, they are not subject to the accounting requirements of SFAS No. 133.
- During 2007 and 2006, Chesapeake’s propane distribution operations entered into physical contracts to buy propane supplies. These contracts qualify for the “normal purchases and normal sales” scope exception under SFAS 133 in that they provide for the purchase or sale of propane that will be delivered in quantities expected to be used or sold by the Company over a reasonable period of time in the normal course of business. Accordingly, the related liabilities incurred and assets acquired under these contracts are recorded when title to the underlying commodity passes.
- During 2006, the propane distribution operation had entered into a swap agreement to protect the Company from the impact of price increases on our price-cap plan that we offer to customers. The Company considered this agreement to be an economic hedge that did not qualify for hedge accounting as described in SFAS 133. At the end of the period, the market price of propane dropped below the unit price within the swap agreement. As a result of the price drop, the Company marked the agreement to market, which resulted in an unrealized loss in 2006 of \$84,000. The Company did not enter into a similar swap agreement in 2007.
- Chesapeake’s propane wholesale marketing operation enters into forward and futures contracts that are considered derivatives under SFAS No. 133, “Accounting for Derivative Instruments and Hedging Activities.” In accordance with that pronouncement, open positions are marked to market prices at the end of each reporting period and unrealized gains or losses are recorded in the Consolidated Statement of Income as revenue. The contracts all mature within one year and are almost exclusively for propane commodities, with delivery points of Mt. Belvieu, Texas; Conway, Kansas; and Hattiesburg, Mississippi. Management estimates the market valuation based on references to exchange-traded futures prices, historical differentials and actual trading activity at the end of the reporting period. At December 31, 2007, these contracts had net unrealized gains of \$179,000 that were recorded in the financial statements. At December 31, 2006, these contracts had net unrealized gains of \$8,500 that were recorded in the financial statements. Commodity price volatility may have a significant impact on the gain or loss in any given period.

Operating Revenues

Revenues for the natural gas distribution operations of the Company are based on rates approved by the PSCs of the jurisdictions in which we operate. The natural gas transmission operation’s revenues are based on rates approved by the FERC. Customers’ base rates may not be changed without formal approval by these commissions. However, the regulatory authorities have granted the Company’s regulated natural gas distribution operations the ability to negotiate rates, based on approved methodologies, with customers that have competitive alternatives. In addition, the natural gas transmission operation can negotiate rates above or below the FERC-approved tariff rates.

For regulated deliveries of natural gas, Chesapeake reads meters and bills customers on monthly cycles that do not coincide with the accounting periods used for financial reporting purposes. Chesapeake accrues unbilled revenues for gas that has been delivered, but not yet billed at the end of an accounting period to the extent that they do not coincide. In connection with this accrual, Chesapeake must estimate the amount of gas that has not been accounted for on its delivery system and must estimate the amount of the unbilled revenue by jurisdiction and customer class. A similar computation is made to accrue unbilled revenues for propane customers with meters, such as community gas system customers.

The propane wholesale marketing operation records trading activity, on a net mark-to-market basis in the Company’s income statement, for open contracts. The propane distribution, advanced information services and other segments record revenue in the period the products are delivered and/or services are rendered.

Management's Discussion and Analysis

Chesapeake's natural gas distribution operations in Delaware and Maryland each have a purchased gas cost recovery mechanism. This mechanism provides the Company with a method of adjusting the billing rates with its customers for changes in the cost of purchased gas included in base rates. The difference between the current cost of gas purchased and the cost of gas recovered in billed rates is deferred and accounted for as either unrecovered purchased gas costs or amounts payable to customers. Generally, these deferred amounts are recovered or refunded within one year.

The Company charges flexible rates to the natural gas distribution's industrial interruptible customers to make them competitive with alternative types of fuel. Based on pricing, these customers can choose natural gas or alternative fuels. Neither the Company nor the interruptible customer is contractually obligated to deliver or receive natural gas.

Allowance for Doubtful Accounts

An allowance for doubtful accounts is recorded against amounts due to reduce the net receivable balance to the amount we reasonably expect to collect based upon our collections experiences and our assessment of our customers' inability or reluctance to pay. If circumstances change, however, our estimate of the recoverability of accounts receivable may also change. Circumstances which could affect our estimates include, but are not limited to, customer credit issues, the level of natural gas prices and general economic conditions. Accounts are written off once they are deemed to be uncollectible.

Results of Operations

Net Income & Diluted Earnings Per Share Summary

For the Years Ended December 31,	2007	2006	Increase (decrease)	2006	2005	Increase (decrease)
Net Income *						
Continuing operations	\$13,218	\$10,748	\$2,470	\$10,748	\$10,699	\$49
Discontinued operations	(20)	(241)	221	(241)	(231)	(10)
Total Net Income	\$13,198	\$10,507	\$2,691	\$10,507	\$10,468	\$39
Diluted Earnings (Loss) Per Share						
Continuing operations	\$1.94	\$1.76	\$0.18	\$1.76	\$1.81	(\$0.05)
Discontinued operations	-	(0.04)	0.04	(0.04)	(0.04)	-
Total Earnings Per Share	\$1.94	\$1.72	\$0.22	\$1.72	\$1.77	(\$0.05)

* Dollars in thousands.

The Company's net income from continuing operations increased \$2.5 million in 2007 when compared to 2006. Net income from continuing operations was \$13.22 million, or \$1.94 per share (diluted), for 2007, compared to a net income from continuing operations of \$10.75 million, or \$1.76 per share (diluted) in 2006.

The Company's net income from continuing operations increased \$49,000 in 2006 when compared to 2005. Net income from continuing operations was \$10.75 million, or \$1.76 per share (diluted), for 2006, compared to a net income from continuing operations of \$10.70 million, or \$1.81 per share (diluted) in 2005.

During 2007, Chesapeake decided to close its distributed energy services company, Chesapeake OnSight Services, LLC ("OnSight"), which consistently experienced operating losses since 2004. At December 31, 2007, the results of operations for OnSight have been reclassified to discontinued operations and shown net of tax for all periods presented. For 2007, the discontinued operations experienced a net loss of \$20,000 compared to a net loss of \$241,000, or \$0.04 per share (diluted), for 2006 and a net loss of \$231,000, or \$0.04 per share (diluted), for 2005.

Operating Income Summary (in thousands)

For the Years Ended December 31,	2007	2006	Increase (decrease)	2006	2005	Increase (decrease)
Business Segment:						
Natural gas	\$22,485	\$19,733	\$2,752	\$19,733	\$17,236	\$2,497
Propane	4,498	2,534	1,964	2,534	3,209	(675)
Advanced information services	836	767	69	767	1,197	(430)
Other & eliminations	295	298	(3)	298	279	19
Operating Income	\$28,114	\$23,332	\$4,782	\$23,332	\$21,921	\$1,411
Other Income	291	189	102	189	383	(194)
Interest Charges	6,590	5,774	816	5,774	5,132	642
Income Taxes	8,597	6,999	1,598	6,999	6,472	527
Net Income from Continuing Operations	\$13,218	\$10,748	\$2,470	\$10,748	\$10,700	\$48

2007 Compared to 2006

Compared to 2006, operating income in 2007 increased by \$4.8 million, or 20 percent. Factors affecting this improvement included the following:

- New transportation capacity contracts implemented for the natural gas transmission operation in November 2006 and November 2007 provided for \$3.3 million of additional gross margin in 2007.
- Weather on the Delmarva Peninsula was 15 percent colder in 2007 than 2006, which the Company estimates contributed approximately \$2.0 million in additional gross margin for its Delmarva natural gas and propane distribution operations. This amount differs from the \$2.2 million of additional gross margin that the Company had expected the colder weather to contribute. The variance occurred as a result of the season or month that the heating degree day variance occurred.
- Rate increases to customers of the natural gas transmission and distribution operations in Delaware and Maryland added \$1.4 million to gross margin in 2007.
- Strong period-over-period residential customer growth of seven percent and five percent, respectively, for the Delmarva and Florida natural gas distribution operations in 2007.
- The average gross margin per retail gallon sold to customers increased \$0.05 in 2007 for the Delmarva propane distribution operations, which contributed \$1.1 million to gross margins.
- The Delmarva Community Gas Systems continued to experience strong customer growth as the number of customers increased 22 percent in 2007 compared to 2006.

2006 Compared to 2005

Operating income in 2006 increased \$1.4 million, or 6.5 percent, compared to 2005, despite significantly warmer weather in 2006. The improvement in 2006 results of operations compared to 2005 was affected by the following factors:

- Weather on the Delmarva Peninsula was 18 percent warmer in 2006 than in 2005; as a result, the Company estimates that 2006 gross margin for its Delmarva natural gas and propane distribution operations was approximately \$3.4 million less than in 2005.
- Strong residential customer growth of nine percent and eight percent, respectively, for the Delmarva and Florida natural gas distribution operations in 2006.
- The natural gas transmission operation achieved gross margin growth of \$1.8 million, or 11 percent, due to additional capacity contracts that went into effect in November 2005 and November 2006.
- A 67 percent increase in the number of customers for the Company's natural gas marketing operation.
- Gross margin for the Delmarva propane distribution operations decreased \$834,000, primarily, as a result of the warmer weather in 2006.
- The Delmarva Community Gas Systems continued to experience strong customer growth increasing by 34 percent in 2006 compared to 2005.

Management's Discussion and Analysis

- Operating income for the advanced information services segment decreased \$430,000 in 2006. Although revenues from consulting increased \$749,000 in 2006, the 2005 results contained \$993,000 of operating income for the Lightweight Association Management Processing Systems ("LAMPS™") product, which was sold in the fourth quarter 2005. The LAMPS™ product was an internally developed software that was developed and marketed specifically for REALTOR® Associations.

Natural Gas

The natural gas segment earned operating income of \$22.5 million for 2007, \$19.7 million for 2006, and \$17.2 million for 2005, resulting in increases of \$2.8 million, or 13.9 percent for 2007, and \$2.5 million, or 14.5 percent, for 2006.

Natural Gas (in thousands)

For the Years Ended December 31,	2007	2006	Increase		Increase	
			(decrease)	2006	2005	(decrease)
Revenue	\$181,202	\$170,374	\$10,828	\$170,374	\$166,582	\$3,792
Cost of gas	121,550	117,948	3,602	117,948	116,178	1,770
Gross margin	59,652	52,426	7,226	52,426	50,404	2,022
Operations & maintenance	26,024	22,673	3,351	22,673	23,874	(1,201)
Depreciation & amortization	6,918	6,312	606	6,312	5,682	630
Other taxes	4,225	3,708	517	3,708	3,612	96
Other operating expenses	37,167	32,693	4,474	32,693	33,168	(475)
Total Operating Income	\$22,485	\$19,733	\$2,752	\$19,733	\$17,236	\$2,497

Heating Degree-Day (HDD) and Customer Analysis

For the Years Ended December 31,	2007	2006	Increase		Increase	
			(decrease)	2006	2005	(decrease)
Heating degree-day data — Delmarva						
Actual HDD	4,504	3,931	573	3,931	4,792	(861)
10-year average HDD	4,376	4,372	4	4,372	4,436	(64)
Estimated gross margin per HDD	\$1,937	\$2,013	(\$76)	\$2,013	\$2,234	(\$221)
Estimated dollars per residential customer added:						
Gross margin	\$372	\$372	\$0	\$372	\$372	\$0
Other operating expenses	\$106	\$111	(\$5)	\$111	\$106	\$5
Average number of residential customers						
Delmarva	43,485	40,535	2,950	40,535	37,346	3,189
Florida	13,250	12,663	587	12,663	11,717	946
Total	56,735	53,198	3,537	53,198	49,063	4,135

2007 Compared to 2006

Gross margin for the Company's natural gas segment increased by \$7.2 million, or 14 percent, and other operating expenses increased \$4.5 million, or 14 percent, for 2007 compared to 2006. The gross margin increases of \$3.9 million for the natural gas transmission operation, \$3.4 million for the Delmarva natural gas distribution operations, and \$88,000 for the Florida natural gas distribution operation were partially offset by a lower gross margin of \$207,000 for the natural gas marketing operation, as further explained below.

Natural Gas Transmission

The natural gas transmission operation achieved gross margin growth of \$3.9 million, or 22 percent, in 2007 compared to 2006. Of the \$3.9 million increase, \$3.3 million was attributable to new transportation capacity contracts implemented in November 2006 and 2007. In 2008, the new transportation capacity contracts implemented in November 2007 are expected to generate an additional annual gross margin of \$1.2 million above 2007 gross margins. In addition, the

implementation of rate case settlement rates, effective September 1, 2007, contributed an additional \$563,000 to gross margins in 2007. A further discussion of the FERC rate proceeding is provided in detail within the “Regulatory Activities” listed later in this section. The remaining \$43,000 increase to gross margin in 2007 is attributable to other factors, such as higher interruptible sales. An increase of \$2.3 million in other operating expenses partially offset the increased gross margin. The factors contributing to the increase in other operating expenses are as follow:

- Payroll and benefit costs increased by \$282,000 and \$90,000, respectively, as the operation increased its staffing levels to comply with new federal pipeline integrity regulations and to serve the additional growth. The new pipeline integrity regulations require the Company to assess the integrity of each covered segment of its line pipe. These regulations require the assessment of at least 50 percent of the covered segments by December 17, 2007 and completion of the baseline assessment of all covered segments by December 17, 2012.
- Eastern Shore also incurred an additional \$385,000 of third-party costs in 2007 compared to 2006 to comply with the new federal pipeline integrity regulations previously discussed.
- The increased level of capital investment caused higher depreciation and asset removal costs of \$371,000 and increased property taxes of \$188,000.
- Corporate costs increased \$568,000 as the Company updated its annual corporate cost allocations based on a methodology accepted by the FERC.
- The increase in operating expenses for 2007 is magnified by the FERC’s authorization, in July 2006, to defer certain pre-service costs of Eastern Shore’s E3 Project, allowing the Company to treat such costs as a regulatory asset. The deferral of these costs resulted in the reduction of \$190,000 in other operating expenses in 2006 for expenses incurred in 2005. Please refer to the “Regulatory Activities” discussion below for further information on the E3 Project.
- Other operating expenses relating to various items increased collectively by approximately \$226,000.

Natural Gas Distribution

The Delmarva distribution operations experienced an increase in gross margin of \$3.4 million, or 16 percent. The significant items contributing to the increase in gross margin include the following:

- Continued residential customer growth contributed to the increase in gross margin. The average number of residential customers on the Delmarva Peninsula increased by 2,950, or seven percent, for 2007 compared to 2006, and the Company estimates that these additional residential customers contributed approximately \$1.2 million to gross margin. The Company does not expect to maintain the growth rate of residential customers, which it has experienced in the past few years. The Company has seen a slow-down in the new housing market in 2007 as a result of unfavorable market conditions in the housing industry, which include: (a) increased new and resale home inventory levels, (b) decreased homebuyer demand due to lower consumer confidence in the overall housing market, (c) increased uncertainty in the overall mortgage market, and (d) increased underwriting standards.
- Rate increases for both the Delaware and Maryland divisions generated an additional \$848,000 in gross margin in 2007 compared to 2006. In October 2006, the Maryland PSC granted the Company a base rate increase, which resulted in a \$693,000 period-over-period increase to gross margin in 2007. The Delaware Division received approval from the Delaware PSC to implement temporary rates, subject to refund, which contributed an additional \$155,000 to gross margin in 2007.
- The Company estimates that weather contributed \$819,000 to gross margin in 2007 compared to 2006, as temperatures on the Delmarva Peninsula were 15 percent colder in 2007. This amount differs from the \$1.1 million of additional gross margin that the Company had expected the colder weather to contribute. This variance occurred as a result of the season or month that the heating degree day variance occurred.
- The colder temperatures did not have a significant impact on the Maryland distribution operation’s gross margin in 2007, because the operation’s approved rate structure now includes a weather normalization adjustment (“WNA”) mechanism, which was implemented in October 2006 and is designed to protect a portion of the

Management's Discussion and Analysis

Company's revenues against warmer-than-normal weather, as deviations from normal weather can affect our financial performance. The WNA also serves to offset the impact of colder-than-normal weather on our customers by reducing the amounts the Company can charge them during such periods.

- Growth in commercial and industrial customers contributed \$224,000 and \$102,000, respectively, to gross margin in 2007 compared to 2006.
- Increased sales volumes to interruptible customers contributed \$224,000 to gross margin in 2007 compared to 2006.
- The remaining \$31,000 increase in gross margin can be attributed to various other factors.

Gross margin for the Florida distribution operation increased by \$88,000, or one percent, in 2007 compared to 2006. The higher gross margin, which resulted from an increase in residential customers, was partially offset by lower volumes sold to industrial customers. The operation experienced a five percent growth in residential customers in 2007 compared to 2006, which provided for an additional \$142,000 in gross margin. The Florida distribution operation also experienced a slowdown in the housing market in 2007 attributable to the same unfavorable housing market conditions previously discussed.

Other operating expense for the natural gas distribution operations increased by \$2.0 million in 2007 compared 2006. Among the key components of the increase were the following:

- Payroll costs increased by \$110,000 as vacant positions in 2006 were filled in 2007 and additional positions were added to serve the growth experienced by the operations.
- Health care costs increased by \$177,000 as a result of the additional personnel and a higher cost of claims in 2007 compared to 2006.
- Incentive compensation increased \$229,000 in 2007 as the Delmarva operations experienced improved earnings and increased staffing levels.
- Depreciation and amortization expense, asset removal cost and property taxes increased by \$316,000, \$121,000 and \$156,000, respectively, as a result of the Company's continued capital investments.
- The Florida distribution operation experienced an increased expense of \$227,000 in 2007 compared with 2006 to maintain compliance with the new federal pipeline integrity regulations.
- Sales and advertising costs increased \$129,000 in 2007 compared to 2006, primarily to promote energy conservation and customer awareness of the availability of natural gas service.
- Regulatory expenses increased \$113,000 as the Delaware and Maryland operations began expensing costs associated with their respective rate cases.
- The allowance for uncollectible accounts increased \$183,000 in 2007 compared to 2006 due to increased revenues resulting from customer growth and colder temperatures.
- Merchant payment fees decreased by \$116,000 as the Company's Delmarva operation outsourced the processing of credit card payments in April 2007.
- Other operating expenses relating to various other items increased by approximately \$355,000.

Natural Gas Marketing

Gross margin for the natural gas marketing operation decreased by \$207,000, or 11 percent, for 2007 compared to 2006. The decline in gross margin was primarily the result of increases in natural gas supply costs that the Company was contractually unable to pass through to its customers. In addition, a shift in the market prevented the Company from selling as much of its available capacity in 2007 as was sold during 2006. Other operating expenses for the marketing operation increased by \$258,000 primarily due to increases in payroll and benefit costs, allowance for uncollectible accounts and corporate overhead costs, which were partially offset by lower expenses for consulting services.

2006 Compared to 2005

Gross margin for the Company's natural gas segment increased \$2.0 million, or four percent, and other operating expenses decreased \$475,000, or one percent, in 2006 compared to 2005. The gross margin increases of \$1.8 million for

the natural gas transmission operation, \$395,000 for the Florida natural gas distribution operation and \$75,000 for the natural gas marketing operation were partially offset by a lower gross margin of \$210,000 for the Delmarva natural gas distribution operations.

Natural Gas Transmission

The natural gas transmission operation achieved gross margin growth of \$1.8 million, or 11 percent. Of the \$1.8 million increase, \$1.1 million was attributable to new transportation capacity contracts implemented in November 2005 and \$612,000 due to new transportation capacity contracts implemented in November 2006. An increase of \$416,000 in other operating expenses partially offset the increased gross margin. The factors contributing to the increased expenses are as follow:

- Payroll costs and incentive compensation increased \$108,000 to serve the additional growth experienced by the operation.
- Depreciation and asset removal costs increased by \$558,000 and property taxes by \$109,000 due to an increase in the level of capital investment.
- As a result of the operation receiving approval from the FERC to recover certain pre-service costs associated with the E3 Project, the Company deferred \$188,000 of costs previously incurred and expensed in 2005. As a result of this deferral, the amounts recognized in the Company's income statement declined from 2005 by \$376,000. Please refer to the "Regulatory Activities" discussion for further information on this expansion project.
- Other operating expenses relating to various other items increased by approximately \$17,000.

Natural Gas Distribution

Gross margin for the Florida distribution operation increased by \$395,000 in 2006 compared to 2005. An eight percent growth in residential customers contributed \$230,000 of this increase in gross margin. In addition to residential customer growth, new commercial and industrial customers contributed \$91,000 to gross margin in 2006. The remaining \$74,000 increase in gross margin is attributed to various factors, including turn-on revenue.

The Delmarva distribution operations experienced a decrease of \$210,000 in gross margin. Weather significantly affected gross margin in 2006 compared to 2005. The Company estimates that the warmer temperatures in 2006, which were 18 percent warmer than in 2005, led to a decrease in gross margin of approximately \$1.7 million when compared to 2005. This decrease was partially offset by continued residential customer growth. The average number of residential customers on the Delmarva Peninsula increased 3,189, or nine percent, for 2006 compared to 2005 and the Company estimates that additional residential customers contributed approximately \$1.2 million to gross margin. The remaining \$190,000 increase in gross margin can be attributed to various factors, including an increase in the number of commercial customers and a decrease in interruptible sales.

Other operating expense for the natural gas distribution operations decreased \$814,000 in 2006 compared to 2005. Some of the significant components of the decrease in other operating expenses in 2006, compared to 2005, include the following:

- Health care costs decreased by \$313,000 as a result of the Company changing health care service providers in November 2005 and experiencing lower costs related to claims.
- Allowance for uncollectible accounts decreased by \$289,000 in 2006 compared to 2005 due to increased collection efforts and lower revenues resulting from lower prices and warmer temperatures.
- Incentive compensation decreased by \$177,000 in 2006, reflecting lower than expected earnings.
- Corporate costs were reduced by \$407,000 due to lower payroll and related expenses.
- Depreciation and amortization expense and asset removal cost increased by \$132,000 and \$186,000, respectively, as a result of the Company's continued capital investments.

Management's Discussion and Analysis

- Merchant payment fees increased by \$136,000 in 2006 compared to 2005 as the Company experienced more customers making payments with the use of credit cards.
- In addition, other operating expenses relating to various minor items increased by approximately \$55,000.

Natural Gas Marketing

Gross margin for the natural gas marketing operation increased by \$75,000 for 2006 compared to 2005. The increase was due primarily to growth in the number of customers to which the operation provided supply management services. Other operating expenses decreased by \$78,000 due to lower levels of consulting services, partially offset by an increase in the allowance for uncollectible accounts.

Propane

The propane segment experienced an increase of \$2.0 million, or 78 percent, in operating income in 2007 compared to 2006. Gross margin increased \$4.0 million, which was partially offset by an increase in other operating expenses of \$2.0 million. During 2006, operating income for the propane segment decreased by \$675,000, or 21 percent, compared to 2005, reflecting a gross margin decrease of \$1.1 million, which was partially offset by a decrease in operating expenses of \$464,000.

Propane (in thousands)

For the Years Ended December 31,	2007	2006	Increase (decrease)	2006	2005	Increase (decrease)
Revenue	\$62,838	\$48,576	\$14,262	\$48,576	\$48,976	(\$400)
Cost of sales	41,038	30,780	10,258	30,780	30,041	739
Gross margin	21,800	17,796	4,004	17,796	18,935	(1,139)
Operations & maintenance	14,594	12,823	1,771	12,823	13,355	(532)
Depreciation & amortization	1,842	1,659	183	1,659	1,574	85
Other taxes	866	780	86	780	797	(17)
Other operating expenses	17,302	15,262	2,040	15,262	15,726	(464)
Total Operating Income	\$4,498	\$2,534	\$1,964	\$2,534	\$3,209	(\$675)

Propane Heating Degree-Day (HDD) Analysis — Delmarva

For the Years Ended December 31,	2007	2006	Increase (decrease)	2006	2005	Increase (decrease)
Heating degree-days						
Actual	4,504	3,931	573	3,931	4,792	(861)
10-year average	4,376	4,372	4	4,372	4,436	(64)
Estimated gross margin per HDD	\$1,974	\$1,743	\$231	\$1,743	\$1,743	\$0

2007 Compared to 2006

Operating income for the propane segment increased by \$2.0 million to \$4.5 million for 2007 compared to 2006. Gross margin in the Delmarva propane distribution operations increased by \$3.2 million, compared to 2006, primarily due to increases in retail margin per gallon and colder weather on the Delmarva Peninsula. Gross margin also increased in the Florida propane distribution operation and the Company's wholesale propane marketing operation by \$100,000 and \$677,000, respectively.

Delmarva Propane Distribution

The Delmarva propane distribution operation's increase in gross margin of \$3.2 million, or 22 percent, resulted from the following:

- Gross margin increased by \$1.1 million in 2007, compared to 2006, because of a \$0.05 increase in the average gross margin per retail gallon. This increase occurs when market prices of propane are greater than the Company's average inventory price per gallon. This trend reverses when market prices decrease and move closer to the Company's inventory price per gallon. Propane gross margin is also affected by changes in the Company's pricing of sales to its customers.
- Temperatures on the Delmarva Peninsula were 15 percent colder in 2007 compared to 2006, which contributed to the increase of 1.7 million retail gallons, or nine percent, sold during 2007. The Company estimates that the colder weather and increased volumes sold contributed \$1.1 million to gross margin for the Delmarva propane distribution operation compared to 2006.
- Non-weather related retail volumes sold in 2007 increased by 1.0 million gallons, or six percent. This increase in gallons sold contributed approximately \$665,000 to gross margin for the Delmarva propane distribution operation compared to 2006. Contributing to the increase of gallons sold was the continued growth in the average number of CGS customers, which increased by 972 to a total count of 5,330, or a 22 percent increase, compared to 2006. The Company expects the growth of its CGS operation to continue as the number of systems currently under construction or under contract is anticipated to provide an additional 7,700 CGS customers, an increase of 145 percent. With the slowdown in the housing market, however, the Company is unable to predict when construction of systems currently under contract will be completed and in service.
- Wholesale volumes sold in 2007 increased by 2.9 million gallons, or 70 percent, which contributed approximately \$119,000 to gross margin for the Delmarva propane distribution operation compared to 2006.
- The remaining \$216,000 increase in gross margin can be attributed to various other factors, including higher service sales and service fees.

Total other operating expenses increased by \$1.5 million for the Delmarva propane operations in 2007, compared to the same period in 2006. The significant items contributing to this increase were:

- Increased operating expenses for 2007 were magnified by the Company's one-time recovery in 2006 of previously incurred costs of \$387,000 from one of its propane suppliers in 2006. This recovery reimbursed the Company for fixed costs incurred in the removal of above-normal levels of petroleum by-products contained in approximately 75,000 gallons of propane that it purchased from the supplier. The recovery of these costs reduced other operating expenses in the first nine months of 2006.
- Incentive compensation increased by \$361,000 as a result of the improved operating results in 2007 compared to 2006.
- Health care costs increased by \$119,000 during 2007 compared to the same period in 2006 as the Company experienced a higher cost of claims during the year.
- The operation incurred an additional \$233,000 expense in 2007 for propane tank recertifications and maintenance to maintain compliance with Department of Transportation ("DOT") standards. The DOT standards require propane tanks or cylinders to be recertified twelve years from their date of manufacture and every five years after that.
- Mains fees increased by \$100,000 in 2007 compared to 2006 as a result of added CGS customers. This expenditure will continue to increase as more CGS customers are added.
- Depreciation and amortization expense increased by \$107,000 over the prior year as a result of the Company's increased capital investments.
- In addition, other operating expenses relating to various items increased collectively by approximately \$193,000.

Florida Propane Distribution

The Florida propane distribution operation experienced an increase in gross margin of \$100,000, or nine percent, in 2007 compared to 2006, primarily because of an increase in the average gross margin per retail gallon and higher service margins. Other operating expenses in 2007, compared to 2006, increased by \$223,000, primarily due to increases in payroll costs, insurance and depreciation expense.

Management's Discussion and Analysis

Propane Wholesale and Marketing

Gross margin for the Company's propane wholesale marketing operation increased by \$677,000, or 40 percent, in 2007 compared to 2006. This increase reflects the larger number of market opportunities that arose in 2007, due to price volatility in the propane wholesale market, which exceeded the level of price fluctuations experienced in 2006. The increase in gross margin was partially offset by higher other operating expenses of \$318,000, due primarily to higher incentive compensation based on the increased earnings in 2007.

2006 Compared to 2005

Operating income for the propane segment decreased \$675,000, or 21 percent, to \$2.5 million for 2006 compared to 2005. This decrease was due primarily to warmer weather on the Delmarva Peninsula in 2006, which resulted in reduced customer consumption. Gross margin in the Delmarva propane distribution operations was \$834,000 lower than in 2005, primarily due to warmer weather in 2006. Gross margin also decreased in the Florida propane distribution operation and the Company's wholesale propane marketing operation by \$146,000 and \$159,000, respectively.

Delmarva Propane Distribution

The Delmarva propane distribution operation's decrease in gross margin of \$834,000 resulted from the following factors:

- Volumes sold in 2006 decreased 1.9 million gallons, or eight percent, due primarily to 18 percent warmer temperatures on the Delmarva Peninsula in 2006 than in 2005. The Company estimates that the warmer temperatures resulted in a decrease in gross margin of approximately \$1.7 million when compared to 2005.
- Gross margin increased by \$956,000 due to an increase of three cents in the average gross margin per retail gallon in 2006 compared to 2005.
- Gross margin for the Delmarva CGS activities increased by \$155,000 compared to 2005 due primarily to an increase in the average number of customers, which grew by approximately 1,000 to a total count of approximately 3,900, or a 34 percent increase, compared to 2005.
- Gross margin was adversely affected by a \$272,000 write-down of propane inventory, reflecting the lower of cost or market.
- The remaining gross margin decrease of \$29,000 was attributable primarily to customer conservation and changes in the timing of deliveries to customers.

Other operating expenses decreased by \$335,000 for the Delmarva operations in 2006 compared to 2005. The significant factors contributing to the decrease included:

- The Company recovered \$387,000 in fixed costs from one of its propane suppliers in response to a propane contamination incident that occurred in a previous period when approximately 75,000 gallons of propane that the Company purchased from the supplier contained above-normal levels of petroleum byproducts.
- Health care costs decreased by \$324,000. The Company changed health care service providers in November 2005 and subsequently experienced lower costs related to claims.
- In addition, there was a decrease of approximately \$39,000 in other operating expenses relating to various minor items.
- These lower costs were partially offset by increased costs of \$176,000 for one of the Pennsylvania start-ups, which began operation in July 2005, increased payroll costs of \$165,000 and higher costs of \$74,000 associated with vehicle fuel.

Florida Propane Distribution

In 2006, the Florida propane distribution operation experienced a decrease in gross margin of \$146,000, or 12 percent, when compared to 2005. The lower gross margin reflected a decrease of \$208,000 for in-house piping sales as the operation exited the house piping service, which was partially offset by an increase in gross margin of \$62,000 from propane sales due primarily to an increase in the average gross margin per retail gallon, partially offset by a one percent

decrease in the volumes sold in 2006. The Florida propane operation experienced a decrease of \$49,000 in other operating expenses in 2006 compared to 2005, attributable to lower payroll and benefits costs related to vacant positions during the year, partially offset by higher expenses related to leak testing and depreciation expense.

Propane Wholesale and Marketing

Gross margin for the Company's propane wholesale marketing operation decreased by \$159,000 in 2006 compared to 2005. This decrease from the 2005 results reflects the increased market opportunities that arose in 2005 due to the extreme price volatility in the propane wholesale market following the hurricanes in the Gulf of Mexico area, but did not extend into 2006. The decrease in gross margin was partially offset by lower other operating expenses of \$79,000 attributed primarily to lower incentive compensation as a result of lower earnings in 2006.

Advanced Information Services

The advanced information services segment provides domestic and international clients with information-technology-related business services and solutions for both enterprise and e-business applications. The advanced information services business contributed operating income of \$836,000 for 2007, \$767,000 for 2006, and \$1.2 million for 2005.

Advanced Information Services (in thousands)

For the Years Ended December 31,	2007	2006	Increase (decrease)	2006	2005	Increase (decrease)
Revenue	\$15,099	\$12,568	\$2,531	\$12,568	\$14,140	(\$1,572)
Cost of sales	8,260	7,082	1,178	7,082	7,181	(99)
Gross margin	6,839	5,486	1,353	5,486	6,959	(1,473)
Operations & maintenance	5,225	4,119	1,106	4,119	5,129	(1,010)
Depreciation & amortization	144	113	31	113	123	(10)
Other taxes	634	487	147	487	510	(23)
Other operating expenses	6,003	4,719	1,284	4,719	5,762	(1,043)
Total Operating Income	\$836	\$767	\$69	\$767	\$1,197	(\$430)

2007 Compared to 2006

The advanced information services business experienced gross margin growth of approximately \$1.4 million, or 25 percent, and contributed operating income of \$836,000 for 2007, an increase of \$69,000, or nine percent, compared to 2006.

The period-over-period increase of gross margin resulted primarily from:

- A strong demand for the segment's consulting services in 2007 generated an increase of \$1.9 million in consulting revenues as the number of billable hours increased by 15 percent; and
- An increase of \$276,000 from Managed Database Administration ("MDBA") services, first offered in the first quarter of 2006, which provide clients with professional database monitoring and support solutions during business hours or around the clock.

Other operating expenses increased by \$1.3 million to \$6.0 million in 2007, compared to \$4.7 million for 2006. This increase in operating expenses in 2007 is attributable to the following:

- Payroll, incentive compensation and commissions, payroll taxes, benefit claims, and consulting expense accounted for \$937,000 of the period-over-period increase. These costs increased as a result of improved earnings and increased staffing levels to support the growth and customer demand experienced in 2007.
- An increase in allowance for uncollectible accounts of \$223,000 associated with a customer in the mortgage lending business that had filed for bankruptcy in the third quarter of 2007.
- In addition, other operating expenses relating to various minor items increased by approximately \$140,000.

Management's Discussion and Analysis

2006 Compared to 2005

Operating income for the advanced information services segment decreased by \$430,000 to \$767,000 for 2006 compared to \$1.2 million in 2005. The greater operating income in 2005 included \$993,000 for the LAMPS™ product, which in turn included a \$924,000 pre-tax gain on the sale of the product in October 2005 to Fidelity National Information Solutions, Inc., a subsidiary of Fidelity National Financial, Inc.

Revenues for the period decreased \$1.6 million compared to 2005, due primarily to elimination of \$1.9 million of revenue generated by the LAMPS™ product in 2005. Consulting revenues increased \$749,000 in 2006 compared to 2005, primarily from offering MDBA services to its customers in 2006, which accounted for \$740,000 of the increase, and an increase of 7.6 percent in the average hourly billing rate, while the number of billable hours remained at the same level attained in 2005. Partially offsetting the increase in consulting revenues were decreases of \$128,000 in training and product sales and \$244,000 in other revenues.

Cost of sales for 2006 decreased by \$99,000 to \$7.08 million, compared to the 2005 cost of sales of \$7.18 million, which included \$401,000 related to LAMPS™. After deducting the 2005 cost of sales associated with the LAMPS™ product, cost of sales increased in 2006 compared to 2005 to support the higher 2006 revenues.

Other operating expenses decreased \$1.0 million in 2006 to \$4.7 million compared to 2005. The reduction in expenses primarily reflects expenses of \$554,000 in 2005 associated with LAMPS™ and lower benefits costs, rent expense and consulting costs.

Other Operations and Eliminations

Other operations consist primarily of subsidiaries that own real estate leased to other Company subsidiaries. Eliminations are entries required to eliminate activities between business segments from the consolidated results. Other operations and eliminating entries contributed operating income of \$295,000 for 2007, \$298,000 for 2006, and \$279,000 for 2005.

Other Operations & Eliminations (in thousands)

For the Years Ended December 31,	2007	2006	Increase (decrease)	2006	2005	Increase (decrease)
Revenue	\$622	\$618	\$4	\$618	\$618	\$0
Cost of sales	-	-	-	-	-	-
Gross margin	622	618	4	618	618	-
Operations & maintenance	109	96	13	96	67	29
Depreciation & amortization	160	163	(3)	163	220	(57)
Other taxes	62	65	(3)	65	81	(16)
Other operating expenses	331	324	7	324	368	(44)
Operating Income — Other	\$291	\$294	(\$3)	\$294	\$250	\$44
Operating Income — Eliminations	\$4	4	\$0	\$4	29	(\$25)
Total Operating Income	\$295	298	(\$3)	\$298	279	\$19

Other Income

Other income for the years 2007, 2006, and 2005, respectively, was \$291,000, \$189,000, and \$383,000, which include interest income, late fees charged to customers and gains or losses from the sale of assets.

Interest Expense

Total interest expense for 2007 increased approximately \$816,000, or 14 percent, compared to 2006. The higher interest expense was a result of the following developments:

- As the result of fewer capital projects in 2007 compared to 2006, the Company capitalized \$469,000 less interest on debt in 2007 associated with ongoing capital projects.
- The Company's average long-term debt balance during 2007 was \$76.5 million, with a weighted average interest rate of 6.71 percent, compared to \$67.2 million, with a weighted average interest rate of 6.98 percent for 2006. The large year-over-year increase in the average long-term debt balance was the result of a debt placement of \$20 million in Senior Notes ("Notes") at 5.5 percent in October 2006 with three institutional investors (The Prudential Insurance Company of America, Prudential Retirement Insurance and Annuity Company and United Omaha Life Insurance Company).
- The average short-term borrowing balance decreased by \$6.3 million in 2007 to \$20.6 million compared to an average balance of \$26.9 million in 2006. The weighted average interest rates for short-term borrowing of 5.46 percent for 2007 and 5.47 percent for 2006, had minimum impact on the change in short-term borrowing expense.

Total interest expense for 2006 increased approximately \$642,000, or 12.5 percent, compared to 2005. The increase reflected the following:

- Average short-term debt balance and short-term interest rates both increased in 2006 compared to 2005. The average short-term borrowing balance increased by \$21.2 million in 2006 to \$26.9 million compared to \$5.7 million in 2005 primarily to finance the \$39.3 million of net property, plant, and equipment added in 2006.

Management's Discussion and Analysis

- The weighted average interest rate for short-term borrowing increased from 4.47 percent for 2005 to 5.47 percent for 2006.
- The average long-term debt balance during 2006 was \$67.2 million with a weighted average interest rate of 6.98 percent, compared to \$67.4 million with a weighted average interest rate of 7.18 percent for 2005. The Company also capitalized \$586,000 of interest as part of capital project costs during 2006.

Income Taxes

Income tax expense for 2007 was \$8.6 million compared to \$7.0 million for 2006. Income taxes increased in 2007 compared to 2006, due primarily to increased taxable income and income taxes increased in 2006 compared to 2005, again due to increased taxable income. The effective federal income tax rate for each of the three years 2007, 2006 and 2005 was 35 percent and the Company realized a benefit of \$226,000, \$220,000, and \$223,000 in those years, respectively, resulting from a change in the tax law allowing tax deductions for dividends paid on Company stock held in Employee Stock Ownership Plans ("ESOP").

Discontinued Operations

During the quarter ended September 30, 2007, Chesapeake decided to close its distributed energy services company, Chesapeake OnSight Services, LLC ("OnSight"), which experienced operating losses since its inception in 2004. OnSight was previously reported as part of the Company's Other Operations business segment. At December 31, 2007, the results of operations for OnSight have been reclassified to discontinued operations and shown net of tax for all periods presented. The discontinued operations experienced net losses of \$20,000 for 2007, \$241,000 for 2006 and \$231,000 for 2005.

Liquidity and Capital Resources

Chesapeake's capital requirements reflect the capital-intensive nature of its business and are principally attributable to investment in new plant and equipment and retirement of outstanding debt. The Company relies on cash generated from operations, short-term borrowing, and other sources to meet normal working capital requirements and to finance capital expenditures. During 2007, net cash provided by operating activities was \$25.7 million, cash used by investing activities was \$31.3 million and cash provided by financing activities was \$3.7 million.

During 2006, net cash provided by operating activities was \$30.1 million, cash used by investing activities was \$48.9 million, and cash provided by financing activities was \$20.7 million.

The Board of Directors has authorized the Company to borrow up to \$55.0 million of short-term debt, as required, from various banks and trust companies under short-term lines of credit. As of December 31, 2007, Chesapeake had five unsecured bank lines of credit with three financial institutions, totaling \$90.0 million, none of which requires compensating balances. These bank lines are available to provide funds for the Company's short-term cash needs to meet seasonal working capital requirements and to fund temporarily portions of its capital expenditures. Three of the bank lines, totaling \$25.0 million, are committed. Advances offered under the uncommitted lines of credit are subject to the discretion of the banks. The outstanding balance of short-term borrowing at December 31, 2007 and 2006 was \$45.7 million and \$27.6 million, respectively. The level of short-term debt was reduced in 2006 with funds provided from the placement of \$20 million of 5.5 percent Senior Notes in October 2006 and from the proceeds of the issuance of 600,300 shares of common stock in November 2006.

Chesapeake has budgeted \$37.5 million for capital expenditures during 2008. This amount includes \$17.0 million for natural gas distribution, \$13.3 million for natural gas transmission, \$5.9 million for propane distribution and wholesale marketing, \$290,000 for advanced information services and \$887,000 for other operations. The natural gas distribution and transmission expenditures are for expansion and improvement of facilities. The propane expenditures are to support customer growth, to acquire land for a future bulk storage facility, and to replace equipment. The advanced information services expenditures are for computer hardware, software and related equipment. The other category includes general plant, computer software and hardware. The Company expects to fund the 2008 capital expenditures program from short-

term borrowing, cash provided by operating activities, and other sources. The capital expenditure program is subject to continuous review and modification. Actual capital requirements may vary from the above estimates due to a number of factors, including changing economic conditions, customer growth in existing areas, regulation, new growth opportunities, acquisition opportunities and availability of capital.

Capital Structure

The following presents our capitalization as of December 31, 2007 and 2006:

	December 31,			
	2007		2006	
	(In thousands, except percentages)			
Long-term debt, net of current maturities	\$63,256	35%	\$71,050	39%
Stockholders' equity	\$119,576	65%	\$111,152	61%
Total capitalization, excluding short-term debt	\$182,832	100%	\$182,202	100%

As of December 31, 2007, common equity represented 65 percent of total capitalization, compared to 61 percent at December 31, 2006.

The following presents our capitalization as of December 31, 2007 and 2006, if short-term borrowing and the current portion of long-term debt were included in capitalization:

	December 31,			
	2007		2006	
	(In thousands, except percentages)			
Short-term debt	\$45,664	19%	\$27,554	13%
Long-term debt, including current maturities	\$70,912	30%	\$78,706	36%
Stockholders' equity	\$119,576	51%	\$111,152	51%
Total capitalization, including short-term debt	\$236,152	100%	\$217,412	100%

If short-term borrowing and the current portion of long-term debt were included in capitalization, total capitalization increased by \$18.7 million in 2007 compared to 2006. The increased capitalization was primarily used to fund a portion of the \$31.3 million of net property, plant, and equipment added in 2007 and for other general working capital. In addition, if short-term borrowing and the current portion of long-term debt were included in total capitalization, the equity component of the Company's capitalization would have been 51 percent at both December 31, 2007 and 2006.

Chesapeake remains committed to maintaining a sound capital structure and strong credit ratings to provide the financial flexibility needed to access the capital markets when required. This commitment, along with adequate and timely rate relief for the Company's regulated operations, is intended to ensure that Chesapeake will be able to attract capital from outside sources at a reasonable cost. The Company believes that the achievement of these objectives will provide benefits to customers and creditors, as well as its investors.

Shelf Registration

In July 2006, the Company filed a registration statement on Form S-3 with the SEC to issue up to \$40.0 million in new common stock and/or debt securities. The registration statement was declared effective by the SEC in November 2006. In November 2006, we sold 600,300 shares of common stock, including the underwriter's exercise of their over-allotment option of 90,045 shares, under this registration statement, generating net proceeds of \$19.7 million. The net proceeds from the sale were used for general corporate purposes, including financing of capital expenditures, repayment of short-term debt, and funding working capital requirements. At December 31, 2007 and 2006, the Company had approximately \$20.0 million remaining under this registration statement.

Management's Discussion and Analysis

Cash Flows Provided by Operating Activities

Our cash flows provided by (used in) operating activities were as follows:

For the Years Ended December 31,	2007	2006	2005
Net income	\$13,197,710	\$10,506,525	\$10,467,614
Non-cash adjustments to net income	15,554,639	11,186,418	13,059,678
Changes in working capital	(3,070,465)	8,424,055	(9,927,351)
Net cash from operating activities	\$25,681,884	\$30,116,998	\$13,599,941

Period-over-period changes in our cash flows from operating activities are attributable primarily to changes in net income and working capital. Changes in working capital are determined by a variety of factors, including weather, the price of natural gas and propane, the timing of customer collections, payments of natural gas and propane purchases, and deferred gas cost recoveries.

The Company generates a large portion of its annual net income and subsequent increases in our accounts receivable in the first and fourth quarters of each year due to significant volumes of natural gas and propane delivered by our Delmarva natural gas and propane distribution operations to our customers during the peak heating season. In addition, our natural gas and propane inventories, which usually peak in the fall months, are largely drawn down in the heating season and provide a source of cash as the inventory is used to satisfy winter sales demand.

In 2007, our net cash flow provided by operating activities was \$25.7 million, a decrease of \$4.4 million from 2006. The 2007 operating cash flows reflect the favorable timing of payments for accounts payable and accrued liabilities, which increased operating cash flow by \$22.1 million. In addition, increased net income and favorable non-cash adjustments, primarily depreciation expense, contributed to the increase in operating cash flow. Partially offsetting these increases in operating cash flow was an increase in accounts receivable of \$28.2 million associated with increased revenues and the timing of invoicing by our propane wholesale and marketing operation.

In 2006, our net cash flow provided by operating activities was \$30.1 million, an increase of \$16.5 million over 2005. This increase was primarily a result of the recovery during 2006 of working capital that was deployed in 2005 due to significantly higher commodity prices and the amount of working capital required for operations. Also, contributing to this increase was a reduction of \$6.1 million in natural gas and propane purchased for inventory as a result of mild weather in the prior heating season and therefore higher inventory balances for the current heating season.

Cash Flows Used in Investing Activities

Net cash flows used in investing activities totaled \$31.3 million, \$48.9 million and \$33.1 million during fiscal years 2007, 2006, and 2005, respectively.

- Cash utilized for capital expenditures was \$31.3 million, \$48.9 million and \$33.3 million for 2007, 2006, and 2005, respectively. Additions to property, plant and equipment in 2007 were primarily for natural gas transmission (\$9.2 million), natural gas distribution (\$15.2 million), propane distribution (\$5.2 million), and other operations (\$1.7 million). In both 2007 and 2006, the natural gas distribution expenditures were used primarily to fund expansion and facilities improvements. In both periods, the natural gas transmission capital expenditures related primarily to expanding the Company's transmission system.
- Sales of property, plant, and equipment generated \$205,000 of cash in 2007.
- The Company's environmental expenditures exceeded amounts recovered through rates charged to customers in 2007 and 2006 by \$228,000 and \$16,000, respectively; in 2005, the Company recovered from its customers \$240,000 in excess of its environmental expenditures for the period.

Cash Flows Provided by Financing Activities

Cash flows provided by financing activities totaled \$3.7 million during 2007, \$20.7 million during 2006, and \$20.4 million during 2005. Significant financing activities included the following:

- During 2007 and 2005, net borrowing of short-term debt increased by \$18.7 million and \$29.6 million, respectively, primarily to support our capital investments. During 2006, the Company reduced its short-term debt by \$8.0 million.
- The Company repaid \$7.7 million of long-term debt during 2007 compared with \$4.9 million during 2006 and \$4.8 million during 2005.
- During 2007, the Company paid \$7.0 million in cash dividends compared with dividend payments of \$6.0 million and \$5.8 million for 2006 and 2005, respectively. The increase in dividends paid in 2007 compared to 2006 reflects both growth in the annualized dividend rate, from \$1.16 per share during 2006 to \$1.18 per share during 2007, and the increase in shares outstanding following the issuance of additional shares of common stock in the fourth quarter of 2006.
- In November 2006, the Company sold 600,300 shares of common stock, including the underwriter's exercise of their over-allotment option of 90,045 shares, pursuant to a shelf registration statement declared effective in November 2006, generating net proceeds of \$19.7 million.
- In October 2006, the Company placed \$20.0 million of 5.5 percent Senior Notes ("Notes") to three institutional investors (The Prudential Insurance Company of America, Prudential Retirement Insurance and Annuity Company and United Omaha Life Insurance Company).
- In August 2006, the Company paid cash of \$435,000, in lieu of issuing shares of the Company's common stock for the 30,000 stock warrants outstanding at December 31, 2005.

Management's Discussion and Analysis

Contractual Obligations

We have the following contractual obligations and other commercial commitments as of December 31, 2007:

Contractual Obligations	Payments Due by Period				Total
	Less than 1 year	1 - 3 years	3 - 5 years	More than 5 years	
Long-term debt ⁽¹⁾	\$7,656,364	\$13,312,727	\$14,474,545	\$35,468,364	\$70,912,000
Operating leases ⁽²⁾	790,801	1,211,720	1,166,800	2,252,714	5,422,035
Purchase obligations ⁽³⁾					
Transmission capacity	9,302,772	20,794,882	6,266,171	21,339,713	57,703,538
Storage — Natural Gas	1,553,175	4,210,670	3,015,217	1,838,948	10,618,010
Commodities	13,907,762	63,515	-	-	13,971,277
Forward purchase contracts — Propane ⁽⁴⁾	41,781,709	-	-	-	41,781,709
Unfunded benefits ⁽⁵⁾	308,552	628,143	645,350	1,945,895	3,527,940
Funded benefits ⁽⁶⁾	73,939	133,864	119,852	1,572,844	1,900,499
Total Contractual Obligations	\$75,375,074	\$40,355,521	\$25,687,935	\$64,418,478	\$205,837,008

⁽¹⁾ Principal payments on long-term debt, see Note H, "Long-Term Debt," in the Notes to the Consolidated Financial Statements for additional discussion of this item. The expected interest payments on long-term debt are \$4.7 million, \$7.8 million, \$5.9 million and \$7.5 million, respectively, for the periods indicated above. Expected interest payments for all periods total \$26 million.

⁽²⁾ See Note J, "Lease Obligations," in the Notes to the Consolidated Financial Statements for additional discussion of this item.

⁽³⁾ See Note N, "Other Commitments and Contingencies," in the Notes to the Consolidated Financial Statements for further information.

⁽⁴⁾ The Company has also entered into forward sale contracts. See "Market Risk" of the Management's Discussion and Analysis for further information.

⁽⁵⁾ The Company has recorded long-term liabilities of \$3.5 million at December 31, 2007 for unfunded post-retirement benefit plans. The amounts specified in the table are based on expected payments to current retirees and assumes a retirement age of 65 for currently active employees. There are many factors that would cause actual payments to differ from these amounts, including early retirement, future health care costs that differ from past experience and discount rates implicit in calculations.

⁽⁶⁾ The Company has recorded long-term liabilities of \$1.9 million at December 31, 2007 for funded benefits. These liabilities have been funded using a Rabbi Trust and an asset in the same amount is recorded under Investments on the Balance Sheet.

The defined benefit pension plan was closed to new participants on January 1, 1999 and participants in the plan on that date were given the option to leave the plan. See Note K, "Employee Benefit Plans," in the Notes to the Consolidated Financial Statements for further information on the plan. Since the plan modification, no additional funding has been required from the Company and none is expected for the next five years, based on factors in effect at December 31, 2007. However, this is subject to change based on the actual return earned by the plan assets and other actuarial assumptions, such as the discount rate and long-term expected rate of return on plan assets.

Off-Balance Sheet Arrangements

The Company has issued corporate guarantees to certain vendors of its propane wholesale marketing subsidiary and its Florida natural gas supply management subsidiary. These corporate guarantees provide for the payment of propane and natural gas purchases in the event either subsidiary's default. Neither of these subsidiaries has ever defaulted in its obligations to pay its suppliers. The liabilities for these purchases are recorded in the Consolidated Financial Statements when incurred. The aggregate amount guaranteed at December 31, 2007 was \$24.2 million, with the guarantees expiring on various dates in 2008.

In addition to the corporate guarantees, the Company has issued a letter of credit to its primary insurance company for \$775,000, which expires on May 31, 2008. The letter of credit is provided as security to satisfy the deductibles under the Company's various insurance policies. There have been no draws on this letter of credit as of December 31, 2007.

Regulatory Activities

The Company's natural gas distribution operations in Delaware, Maryland and Florida are subject to regulation by their respective PSCs; Eastern Shore, the Company's natural gas transmission operation, is subject to regulation by the FERC.

Delaware. On September 2, 2005, the Delaware division filed an application with the Delaware PSC requesting approval of an alternative rate design and rate structure in order to provide natural gas service to prospective customers in eastern Sussex County ("2005 Proceeding"). While Chesapeake provides natural gas service to residents and businesses in portions of Sussex County under the Company's current tariff, natural gas distribution lines have not been extended to a large portion of eastern Sussex County targeted for growth by the State of Delaware. In April 2002, Governor Ruth Ann Minner established the Delaware Energy Task Force ("Task Force"), whose mission was to address the State's long-term and short-term energy challenges. In September 2003, the Task Force issued its final report to the Governor that included a strategy to enhance the availability of natural gas within the State by evaluating possible incentives for expanding residential and commercial natural gas service. Chesapeake believes its current proposal to implement a rate design that will enable the Company to provide natural gas as a viable energy choice to a broader number of prospective customers within eastern Sussex County supports the Task Force recommendation. As the Delaware division included these proposals in its base rate filing made on July 6, 2007, the Delaware division closed the 2005 Proceeding with the intent to continue discussions in the context of the 2007 base rate proceeding.

On September 1, 2006, the Company filed with the Delaware PSC its annual Gas Sales Service Rates ("GSR") Application, seeking approval to change its GSR rates effective for service rendered on and after November 1, 2006. On October 3, 2006, the Delaware PSC authorized the Company to implement the GSR charges on a temporary basis and subject to refund, pending the completion of full evidentiary hearings and a final decision by the Delaware PSC. The Division of the Public Advocate ("DPA") recommended a cost disallowance of approximately \$4.4 million related to the Delaware division's commodity procurement purchases and a disallowance of approximately \$275,000 related to pipeline capacity the Delaware division holds in eastern Sussex County, Delaware. The Delaware PSC Staff recommended a cost disallowance of approximately \$2.2 million related to the Delaware division's commodity procurement purchases and the deferral of approximately \$535,000 related to pipeline capacity the Delaware division holds in eastern Sussex County, Delaware. The Company disagreed with these recommendations and opposed the proposed cost disallowances and deferrals in its rebuttal position submitted on April 19, 2007. Under established Delaware law, gas procurement costs, like other normally accepted operating expenses, cannot be disallowed unless it is shown that the costs were the result of an abuse of discretion, bad faith, or waste. Management believes that the Company's gas procurement practices and pipeline capacity costs were reasonable and that, in no event were the costs at issue incurred as a result of any abuse of discretion, bad faith, or waste on the part of the Company. On July 24, 2007, the Delaware PSC approved a settlement agreement among the parties resulting in a complete recovery of the Delaware division's costs. As a result of the settlement agreement, the Delaware division has agreed to contribute an amount equal to \$37,500 per year for the next three years to a program designed to benefit elderly, disabled, and low-income customers of the Delaware division. In addition, with respect to the allowances for recovery of costs associated with pipeline capacity in eastern Sussex County, the settlement provides for the Delaware division to reduce the total amount of GSR charges to be collected from its customers by \$275,000, effective beginning with the billing period from November 1, 2007 through October 31, 2008. The settlement also provides for the Delaware division to add \$275,000 to the total GSR charges to be collected from customers effective for billings from November 1, 2008 through October 31, 2009.

On November 1, 2006, the Delaware division filed with the Delaware PSC its annual Environmental Rider ("ER") rate application to become effective for service rendered on and after December 1, 2006. The Delaware PSC granted approval of the ER rate at its regularly scheduled meeting on November 21, 2006, subject to full evidentiary hearings and a final decision. On January 23, 2007, the Delaware PSC granted final approval of the ER rate as filed.

On November 9, 2006, the Delaware division filed two applications with the Delaware PSC requesting approval for a Town of Millsboro Franchise Fee Rider and a Town of Georgetown Franchise Fee Rider. These Riders will allow the Delaware division to charge all respective natural gas customers within town limits the franchise fee paid by the

Management's Discussion and Analysis

Delaware division to the Towns of Millsboro and Georgetown as a condition to providing natural gas service. The Delaware PSC granted approval of both Riders on January 23, 2007.

On July 6, 2007, the Company filed with the Delaware PSC an application seeking approval of the following: (i) participation by the Company's Delaware commercial and industrial customers in transportation buying pools served by third-party natural gas marketers; (ii) a base rate adjustment of \$1,896,000 annually that represents approximately a 3.25 percent rate increase on average for the Delaware division's firm customers; (iii) an alternative rate design for residential customers in a defined expansion area in eastern Sussex County, Delaware; and (iv) a revenue normalization mechanism that reduces the impact of natural gas consumption on both customers and the Company. As an incentive for the Delaware division to make the significant capital investments to serve the growing areas of eastern Sussex County and in supporting Delaware's Energy Policy, the Company has proposed as part of the filing that the Delaware division be permitted to earn a return on equity up to 15 percent. This level of return would ensure that the Company's investors are adequately compensated for the increased risk associated with the higher levels of capital investment necessary to provide natural gas in those growing areas. On August 21, 2007, the Delaware PSC authorized the Company to implement charges reflecting the proposed \$1,896,000 increase effective September 4, 2007 on a temporary basis and subject to refund, pending the completion of full evidentiary hearings and a final decision by the Delaware PSC. The Delaware PSC Staff filed testimony recommending a rate decrease of \$693,245. The DPA recommended a rate decrease of \$588,670. Neither party recommended approval of the Delaware division's other proposals mentioned above. The Delaware division strongly disagrees with these positions and is currently in the process of drafting its rebuttal position which was filed on February 7, 2008. The Delaware division anticipates a final decision by the Delaware PSC during the second quarter of 2008.

On September 10, 2007, the Company filed with the Delaware PSC its annual GSR Application, seeking the approval of the Delaware PSC to change its GSR rates effective for service rendered on and after November 1, 2007. On October 2, 2007, the Delaware PSC authorized the Company to implement the GSR charges on a temporary basis and subject to refund, pending the completion of full evidentiary hearings and a final decision by the Delaware PSC. The Delaware division anticipates a final decision by the Delaware PSC during the second or third quarter of 2008.

On November 1, 2007, the Delaware division filed with the Delaware PSC its annual Environmental Rider ("ER") rate application to become effective for service rendered on and after December 1, 2007. The Delaware PSC granted approval of the ER rate at its regularly scheduled meeting on November 20, 2007, subject to full evidentiary hearings and a final decision. The Delaware division anticipates a final decision by the Delaware PSC during the first quarter of 2008.

Maryland. On September 26, 2006, the Maryland PSC approved a base rate increase for the Maryland division of approximately \$780,000 annually. In a settlement agreement entered into in that proceeding, the Maryland division was required to file a depreciation study, which was filed on April 9, 2007. The Maryland division filed formal testimony on July 10, 2007, initiating a phase II of this proceeding. In this filing, the Maryland division proposed a rate decrease of approximately \$80,000 annually, resulting from a change in depreciation expense. On November 29, 2007 the Maryland PSC approved a settlement agreement for a rate decrease of \$132,155, effective December 1, 2007 based on the change in the Company's depreciation rates.

On December 17, 2007, the Maryland PSC held an evidentiary hearing to determine the reasonableness of the Maryland division's four quarterly gas cost recovery filings during the twelve months ended September 30, 2007. No issues were raised at the hearing. The Maryland division anticipates a final decision by the Maryland PSC during the first quarter of 2008.

Florida. On October 10, 2006, the Florida division filed with the Florida PSC a petition for authority to implement phase two of its experimental transitional transportation service ("TTS") pilot program, and for approval of a new tariff to reflect the division's transportation service environment. Phase two of the TTS program for residential and certain small

commercial consumers will expand the number of pool managers from one to two and increase the gas supply pricing options available to these consumers. Approved on April 24, 2007 by the Florida PSC, phase two of the TTS program went into effect on July 1, 2007.

On November 29, 2006, the Florida division filed with the Florida PSC a petition for authority to modify its energy conservation programs. In this petition, the Florida division sought approval to increase the cash allowances paid within its Residential Homebuilder Program and the Residential Appliance Replacement Program, and to expand the scope of its Residential Water Heater Retention Program to add natural gas heating systems, cooking and clothes drying appliances. The Florida PSC granted approval of the petition in an order dated March 5, 2007. The modifications and new cash allowances became effective on March 30, 2007.

On May 2, 2007, the Florida division filed its summary of activity and true-up calculation for its 2006 Energy Conservation Cost Recovery Program with the Florida PSC. On September 5, 2007, the Florida PSC issued its audit report in which less than \$8,000, or one percent, of the 2006 expenditures were disallowed as non-conservation-related. The results of the audit were incorporated into the calculation of the 2008 Energy Conservation Cost Recovery Factors, which were filed with the Florida PSC on September 13, 2007, approved on November 6, 2007, and became effective on January 1, 2008.

In compliance with the Florida Administrative Code, the Florida division filed its 2007 Depreciation Study ("Study") with the Florida PSC on May 17, 2007. This study provides the Florida PSC with the opportunity to review and address changes in plant and equipment lives, salvage values, reserves and resulting life depreciation rates since the last study performed in 2002. In its filing, the Florida division has requested that any changes to the depreciation rates be made effective January 1, 2008. The Florida division responded to interrogatories concerning the Study on October 15 and December 24, 2007. While the Company cannot predict the outcome of the Florida PSC's review at this time, the Company anticipates a final decision regarding the depreciation rates in the second quarter of 2008.

On July 6, 2007, the Company and Peoples Gas Service ("PGS"), another local gas distribution company in Florida, filed a joint petition for Commission action on a territorial agreement for portions of Pasco County, a Master Territorial Agreement and a Gas Transportation Agreement filed as a special contract. PGS operates a natural gas distribution system in Pasco County but is unable to serve economically certain areas of the county. The Company entered into negotiations with PGS that would allow the Company to serve these areas by connecting to PGS' existing distribution system and to extend its facilities into these specific territories to serve primarily residential and commercial consumers. The negotiations concluded with the execution of a Pasco County Territorial Agreement that provides the Company with two distinct areas as its territory and a Gas Transportation Agreement that specifies the terms, conditions and rates for transportation service across the PGS distribution system. The Company and PGS have also entered into a Master Territorial Agreement that contains terms and conditions which will govern all existing and potential territorial agreements. The Florida PSC approved these agreements at its October 9, 2007 agenda conference.

On August 27, 2007, PIPECO, filed with the Florida PSC its petition for approval of a natural gas transmission pipeline tariff in order to establish its operating rules and regulations. The Florida PSC approved the petition at its December 4, 2007 agenda conference.

Eastern Shore. During 2007, FERC regulatory activity regarding the expansion of Eastern Shore's transmission system included the following:

System Expansion 2006 – 2008. On January 20, 2006, Eastern Shore filed with the FERC an application for a Certificate of Public Convenience and Necessity for its 2006-2008 system expansion project ("the 2006 – 2008 Project"). The application requested authority to construct and operate approximately 55 miles of new pipeline facilities and two new metering and regulating station facilities to provide an additional 47,350 dekatherms per day ("Dt/d") of firm transportation service in accordance with customer requests of 26,200 Dt/d in 2006, 10,300 Dt/d in 2007, and 10,850 Dt/d in 2008, at a total estimated cost of approximately \$33.6 million. On June 13,

Management's Discussion and Analysis

2006, the FERC issued a certificate authorizing Eastern Shore to construct and operate the 2006 – 2008 Project as proposed. On November 1, 2006, Eastern Shore completed and placed in service the authorized Phase I facilities.

On July 24, 2007, Eastern Shore requested FERC authorization to commence construction of a portion (approximately 4 miles) of the Phase II facilities. Eastern Shore received the requested FERC authorization on August 11, 2007. Facilities have been completed and were placed in service on November 1, 2007. These additional facilities provide for 8,300 Dts of additional firm capacity per day and annualized gross margin contribution of \$1.2 million, instead of the amounts included in the original filing of 10,300 Dts of additional firm capacity per day and \$1.5 million annualized gross margin contribution.

On November 15, 2007 Eastern Shore requested FERC authorization to commence construction of Phase III facilities (approximately 9.2 miles). The FERC granted this authorization on January 7, 2008. Construction activities are to begin in the first quarter of 2008 and are to be completed and placed in service on November 1, 2008. These Phase III facilities provide for 5,650 Dts of additional firm capacity per day and annualized gross margin contribution of approximately \$1.0 million instead of the amounts included in the original filing of 10,850 Dts of additional firm capacity per day and \$1.6 million annualized gross margin contribution.

Eastern Shore Energylink Expansion Project (“E3 Project”). In 2006, Eastern Shore proposed to develop, construct and operate approximately 75 miles of new pipeline facilities to transport natural gas from Calvert County, Maryland, crossing under the Chesapeake Bay into Dorchester and Caroline Counties, Maryland, to points on the Delmarva Peninsula where such facilities would interconnect with Eastern Shore’s existing facilities in Sussex County, Delaware.

On May 31, 2006, Eastern Shore entered into Precedent Agreements (the “Precedent Agreements”) with Delmarva Power & Light Company (“Delmarva”) and Chesapeake, through its Delaware and Maryland divisions, to provide additional firm transportation services upon completion of the E3 Project. Both Chesapeake and Delmarva are parties to existing firm natural gas transportation service agreements with Eastern Shore, and each desires additional firm transportation service under the E3 Project, as evidenced by the Precedent Agreements. Pursuant to the Precedent Agreements, the parties agreed to proceed with the required initiatives to obtain the governmental and regulatory authorizations necessary for Eastern Shore to provide, and for Chesapeake and Delmarva to utilize, additional firm transportation service under the E3 Project.

As part of the Precedent Agreements, Eastern Shore, Chesapeake and Delmarva also entered into Letter Agreements which provide that, if the event that the E3 Project is not certificated and placed in service, Chesapeake and Delmarva will each pay their proportionate share of certain pre-certification costs by means of a negotiated surcharge of up to \$2 million, over a period of not less than 20 years.

In furtherance of the E3 Project, Eastern Shore submitted a petition to the FERC on June 27, 2006 seeking approval of an uncontested rate-related Settlement Agreement by and between Eastern Shore, Chesapeake and Delmarva (the “Settlement Agreement”). The Settlement Agreement provides Eastern Shore and all customers utilizing Eastern Shore’s system with benefits, including but not limited to the following: (1) advancement of a necessary infrastructure project to meet the growing demand for natural gas on the Delmarva Peninsula; (2) sharing of project development costs by the participating customers in the project; and (3) no development cost risk for non-participating customers. On August 1, 2006, the FERC approved the Settlement Agreement, which was uncontested. On September 6, 2006, Eastern Shore submitted to FERC proposed tariff sheets to implement the provisions of the Settlement Agreement. By Letter Order dated October 6, 2006, the FERC accepted the tariff sheets, effective September 7, 2006.

On April 23, 2007, Eastern Shore submitted to the FERC its request to commence a pre-filing process and on May 15, 2007, the FERC notified Eastern Shore that its request had been approved. The pre-filing process is

intended to engage all interested and affected stakeholders early in the process with the intention of resolving all environmental issues prior to the formal certificate application being filed. As part of this process, Eastern Shore has performed environmental, engineering and cultural surveys and studies in the interest of protecting the environment, minimizing any potential impacts to landowners, and cultural resources. Eastern Shore has also held meetings with federal, state and local permitting/regulatory agencies, non-governmental organizations, landowners, and other interested stakeholders.

As part of an updated engineering study, Eastern Shore received additional construction cost estimates for the E3 project, which indicated substantially higher costs than previously estimated. In an effort to optimize the feasibility of the overall project development plan, Eastern Shore explored all potential construction methods, construction cost mitigation strategies, potential design changes and project schedule changes. Eastern Shore also held discussions and meetings with several potential new customers, who have expressed an interest in the project that would expand its size and likely have significant impact on the cost, timeline and in-service date.

On December 20, 2007, Eastern Shore withdrew from the pre-filing process as a result of insufficient customer commitments for capacity to make the project economical. Eastern Shore will continue to explore potential construction methods, construction cost mitigation strategies, additional market requests, and potential design changes in its efforts to improve the overall economics of the project.

If Eastern Shore decides to abandon the E3 Project, it will initiate billing of pre-certification costs surcharge in accordance with the terms of the Precedent Agreements executed with two of its customers, which provide for these customers to reimburse Eastern Shore for pre-certification costs incurred in connection with the E3 Project, up to a maximum amount of \$2.0 million each over a period of 20 years. As of December 31, 2007, the Company had incurred \$2.97 million of pre-certification costs relating to the E3 Project.

During 2007, Eastern Shore also had developments in the following FERC rate matters:

On October 31, 2006, Eastern Shore filed a base rate proceeding with the FERC in compliance with the settlement approved in its prior base rate proceeding. Eastern Shore's filed rates, proposed to be effective November 1, 2006, reflected an annual increase of \$5,589,000 in its annual operating revenues based on increases in operating and maintenance expenses, depreciation expense, taxes other than income taxes, and return on existing gas plant facilities and new facilities placed into service by March 31, 2007.

On November 30, 2006 the FERC issued an order suspending the effectiveness of Eastern Shore's proposed rate increase until May 1, 2007, subject to refund and the outcome of the hearing established in the order. On December 19, 2006, the Presiding Administrative Law Judge ("ALJ") approved a procedural schedule to govern further proceedings in this case.

Settlement conferences were held on April 17, May 30, and June 6, 2007 at the FERC's offices in Washington, D.C. On May 14, 2007, Eastern Shore filed a motion, which the FERC granted, to make its suspended rate increase effective on May 15, 2007, subject to refund, pending the ultimate resolution of the rate case. At the June 6, 2007 conference, the parties reached a settlement agreement in principle, and on June 8, 2007, the Chief ALJ suspended the procedural schedule to allow time for the parties to draft a formal Stipulation and Agreement. The negotiated settlement provides for an annual cost of service of \$21,536,000, which reflects a pretax return on equity of 13.6 percent and a rate increase of approximately \$1.07 million on an annual basis. On September 10, 2007, Eastern Shore submitted its Settlement Offer to the Commission for the ALJ's review and certification to the full Commission. There were no comments filed objecting to, or in protest of, the Settlement Offer.

Eastern Shore filed concurrently with its Settlement Agreement a Motion to place the settlement rates into effect on September 1, 2007, in order to expedite the implementation of the reduced settlement rates pending final

Management's Discussion and Analysis

approval of the settlement. The Commission issued an order on September 25, 2007, authorizing Eastern Shore to commence billing its settlement rates effective September 1, 2007.

On October 1, 2007, the Presiding ALJ forwarded to the full Commission an order certifying the uncontested Settlement Agreement as fair, reasonable, and in the public interest. A final Commission Order approving the settlement was issued on January 31, 2008.

Environmental Matters

The Company continues to work with federal and state environmental agencies to assess the environmental impact and explore corrective action at three environmental sites (see Note M to the Consolidated Financial Statements). The Company believes that future costs associated with these sites will be recoverable in rates or through sharing arrangements with, or contributions by, other responsible parties.

Market Risk

Market risk represents the potential loss arising from adverse changes in market rates and prices. Long-term debt is subject to potential losses based on changes in interest rates. The Company's long-term debt consists of first mortgage bonds, fixed-rate senior notes and convertible debentures (see Note H to the Consolidated Financial Statements for annual maturities of consolidated long-term debt). All of the Company's long-term debt is fixed-rate debt and was not entered into for trading purposes. The carrying value of long-term debt, including current maturities, was \$70.9 million at December 31, 2007, as compared to a fair value of \$75.0 million, based mainly on current market prices or discounted cash flows, using current rates for similar issues with similar terms and remaining maturities. The Company evaluates whether to refinance existing debt or permanently refinance existing short-term borrowing, based in part on the fluctuation in interest rates.

The Company's propane distribution business is exposed to market risk as a result of propane storage activities and entering into fixed price contracts for supply. The Company can store up to approximately four million gallons (including leased storage and rail cars) of propane during the winter season to meet its customers' peak requirements and to serve metered customers. Decreases in the wholesale price of propane may cause the value of stored propane to decline. To mitigate the impact of price fluctuations, the Company has adopted a Risk Management Policy that allows the propane distribution operation to enter into fair value hedges of its inventory. Management reviewed the Company's storage position as of December 31, 2007, and elected not to hedge any of its inventories. At December 31, 2006, the propane distribution operation had entered into a swap agreement to protect the Company from the impact of price increases on the price-cap plan that we offer to customers. The Company considered this agreement to be an economic hedge that did not qualify for hedge accounting as described in SFAS 133. At the end of 2006, the market price of propane dropped below the unit price within the swap agreement. As a result of the price drop, the Company marked the agreement to market, which resulted in an unrealized loss of \$84,000. The Company did not enter into a similar agreement in 2007.

The Company's propane wholesale marketing operation is a party to natural gas liquids ("NGL") forward contracts, primarily propane contracts, with various third parties. These contracts require that the propane wholesale marketing operation purchase or sell NGL at a fixed price at fixed future dates. At expiration, the contracts are settled by the delivery of NGL to the Company or the counter-party or "booking out" the transaction. Booking out is a procedure for financially settling a contract in lieu of the physical delivery of energy. The propane wholesale marketing operation also enters into futures contracts that are traded on the New York Mercantile Exchange. In certain cases, the futures contracts are settled by the payment or receipt of a net amount equal to the difference between the current market price of the futures contract and the original contract price; however, they may also be settled by physical receipt or delivery of propane.

The forward and futures contracts are entered into for trading and wholesale marketing purposes. The propane wholesale marketing business is subject to commodity price risk on its open positions to the extent that market prices for NGL deviate from fixed contract settlement prices. Market risk associated with the trading of futures and forward contracts is

monitored daily for compliance with the Company's Risk Management Policy, which includes volumetric limits for open positions. To manage exposures to changing market prices, open positions are marked up or down to market prices and reviewed by the Company's oversight officials daily. In addition, the Risk Management Committee reviews periodic reports on market and the credit risk of counter-parties, approves any exceptions to the Risk Management Policy (within limits established by the Board of Directors) and authorizes the use of any new types of contracts. Quantitative information on forward and futures contracts at December 31, 2007 and 2006 is presented in the following tables.

At December 31, 2007	Quantity in gallons	Estimated Market Prices	Weighted Average Contract Prices
Forward Contracts			
Sale	30,941,400	\$0.8925 — \$1.6025	\$1.3555
Purchase	30,954,000	\$0.8700 — \$1.6000	\$1.3498

*Estimated market prices and weighted average contract prices are in dollars per gallon.
All contracts expire in 2008.*

At December 31, 2006	Quantity in gallons	Estimated Market Prices	Weighted Average Contract Prices
Forward Contracts			
Sale	13,797,000	\$0.9250 — \$1.2100	\$1.0107
Purchase	13,733,800	\$0.9250 — \$1.2200	\$1.0098

*Estimated market prices and weighted average contract prices are in dollars per gallon.
All contracts expired in 2007.*

The Company's natural gas distribution and marketing operations have entered into agreements with natural gas suppliers to purchase natural gas for resale to their customers. Purchases under these contracts either do not meet the definition of derivatives in SFAS No. 133 or are considered "normal purchases and sales" under SFAS No. 138 and are not marked to market.

Competition

The Company's natural gas operations compete with other forms of energy including electricity, oil and propane. The principal competitive factors are price and, to a lesser extent, accessibility. The Company's natural gas distribution operations have several large volume industrial customers that can use fuel oil as an alternative to natural gas. When oil prices decline, these interruptible customers may convert to oil to satisfy their fuel requirements. Lower levels of interruptible sales may occur when oil prices are lower than the price of natural gas. Oil prices, as well as the prices of electricity and other fuels, are subject to fluctuation for a variety of reasons; therefore, future competitive conditions are not predictable. To address this uncertainty, the Company uses flexible pricing arrangements on both the supply and sales sides of this business to compete with the fluctuations in its customers' alternative fuel prices. As a result of the transmission operation's conversion to open access and the Florida gas distribution division's restructuring of its services, their businesses have shifted from providing bundled transportation and sales service to providing only transportation and contract storage services.

The Company's natural gas distribution operations in Delaware, Maryland and Florida offer unbundled transportation services to certain commercial and industrial customers. In 2002, the Florida operation extended such service to residential customers. With such transportation service available on the Company's distribution systems, the Company is competing with third-party suppliers to sell gas to industrial customers. With respect to unbundled transportation services, the Company's competitors include interstate transmission companies, if the distribution customers are located close enough to a transmission company's pipeline to make connections economically feasible. The customers at risk are usually large volume commercial and industrial customers with the financial resources and capability to bypass the

Management's Discussion and Analysis

Company's distribution operations in this manner. In certain situations, the Company's distribution operations may adjust services and rates for these customers to retain their business. The Company expects to continue to expand the availability of transportation service to additional classes of distribution customers in the future. The Company established a natural gas sales and supply operation in Florida to compete for customers eligible for transportation services. The Company also provides such sales service in Delaware.

The Company's propane distribution operations compete with several other propane distributors in their service territories, primarily on the basis of service and price, emphasizing reliability of service and responsiveness. Competition is generally from local outlets of national distribution companies and local businesses because distributors located in close proximity to customers incur lower costs of providing service. Propane competes with electricity as an energy source, because it is typically less expensive than electricity, based on equivalent BTU value. Propane also competes with home heating oil as an energy source. Since natural gas has historically been less expensive than propane, propane is generally not distributed in geographic areas served by natural gas pipeline or distribution systems.

The propane wholesale marketing operation competes against various regional and national marketers, many of which have significantly greater resources and are able to obtain price or volumetric advantages.

The advanced information services business faces significant competition from a number of larger competitors having substantially greater resources available to them than does the Company. In addition, changes in the advanced information services business are occurring rapidly, which could adversely affect the markets for the products and services offered by these businesses. This segment competes on the basis of technological expertise, reputation and price.

Inflation

Inflation affects the cost of supply, labor, products and services required for operations, maintenance and capital improvements. While the impact of inflation has remained low in recent years, natural gas and propane prices are subject to rapid fluctuations. In the Company's regulated natural gas distribution operations, fluctuations in natural gas prices are passed on to customers through the gas cost recovery mechanism in the Company's tariffs. To help cope with the effects of inflation on its capital investments and returns, the Company seeks rate relief from regulatory commissions for its regulated operations and closely monitors the returns of its unregulated business operations. To compensate for fluctuations in propane gas prices, the Company adjusts its propane selling prices to the extent allowed by the market.

Cautionary Statement

Chesapeake Utilities Corporation has made statements in this Form 10-K that are considered to be “forward-looking statements” within the meaning of the Private Securities Litigation Reform Act of 1995. These statements are not matters of historical fact and are typically identified by words such as, but not limited to, “believes,” “expects,” “intends,” “plans,” and similar expressions, or future or conditional verbs such as “may,” “will,” “should,” “would,” and “could.” These statements relate to matters such as customer growth, changes in revenues or gross margins, capital expenditures, environmental remediation costs, regulatory trends and decisions, market risks associated with our propane operations, the competitive position of the Company, inflation, and other matters. It is important to understand that these forward-looking statements are not guarantees, but are subject to certain risks and uncertainties and other important factors that could cause actual results to differ materially from those in the forward-looking statements. The factors that could cause actual results to differ materially from the Company’s expectations include, but are not limited to:

- the temperature sensitivity of the natural gas and propane businesses;
- the effects of spot, forward, futures market prices, and the Company’s use of derivative instruments on the Company’s distribution, wholesale marketing and energy trading businesses;
- the amount and availability of natural gas and propane supplies;
- the access to interstate pipelines’ transportation and storage capacity and the construction of new facilities to support future growth;
- the effects of natural gas and propane commodity price changes on the operating costs and competitive positions of our natural gas and propane distribution operations;
- third-party competition for the Company’s unregulated and regulated businesses;
- changes in federal, state or local regulation and tax requirements, including deregulation;
- changes in technology affecting the Company’s advanced information services segment;
- changes in credit risk and credit requirements affecting the Company’s energy marketing subsidiaries;
- the effects of accounting changes;
- changes in benefit plan assumptions;
- cost of compliance with environmental regulations or the remediation of environmental damage;
- the effects of general economic conditions, including interest rates, on the Company and its customers;
- the ability of the Company’s new and planned facilities and acquisitions to generate expected revenues;
- the ability of the Company to construct facilities at or below estimated costs;
- the Company’s ability to obtain the rate relief and cost recovery requested from utility regulators and the timing of the requested regulatory actions;
- the Company’s ability to obtain necessary approvals and permits from regulatory agencies on a timely basis;
- impact of inflation on the results of operations, cash flows, financial position and on the Company’s planned capital expenditures;
- inability to access the financial markets to a degree that may impair future growth; and
- operating and litigation risks that may not be covered by insurance.

ITEM 7A. QUANTITATIVE AND QUALITATIVE DISCLOSURES ABOUT MARKET RISK.

Information concerning quantitative and qualitative disclosure about market risk is included in Item 7 under the heading “Management’s Discussion and Analysis — Market Risk.”

ITEM 8. FINANCIAL STATEMENTS AND SUPPLEMENTARY DATA.**Management’s Report on Internal Control Over Financial Reporting**

Management is responsible for establishing and maintaining adequate internal control over financial reporting, as such term is defined in Exchange Act Rules 13a-15(f). A company’s internal control over financial reporting is a process designed to provide reasonable assurance regarding the reliability of financial reporting and the preparation of financial statements for external purposes in accordance with generally accepted accounting principles. A company’s internal control over financial reporting includes those policies and procedures that (i) pertain to the maintenance of records that, in reasonable detail, accurately and fairly reflect the transactions and dispositions of the assets of the company; (ii) provide reasonable assurance that transactions are recorded as necessary to permit preparation of financial statements in accordance with generally accepted accounting principles, and that receipts and expenditures of the company are being made only in accordance with authorizations of management and directors of the company; and (iii) provide reasonable assurance regarding prevention or timely detection of unauthorized acquisition, use, or disposition of the company’s assets that could have a material effect on the financial statements.

Under the supervision and with the participation of management, including the principal executive officer and principal financial officer, Chesapeake’s management conducted an evaluation of the effectiveness of its internal control over financial reporting based on the criteria established in a report entitled “Internal Control — Integrated Framework” issued by the Committee of Sponsoring Organizations of the Treadway Commission. Because of its inherent limitations, internal control over financial reporting may not prevent or detect misstatements. Also, projections of any evaluation of effectiveness to future periods are subject to the risk that controls may become inadequate because of changes in conditions, or that the degree of compliance with the policies or procedures may deteriorate. Chesapeake’s management has evaluated and concluded that Chesapeake’s internal control over financial reporting was effective as of December 31, 2007.

REPORT OF INDEPENDENT REGISTERED PUBLIC ACCOUNTING FIRM

To the Board of Directors and
Stockholders of Chesapeake Utilities Corporation

We have audited the accompanying consolidated balance sheet of Chesapeake Utilities Corporation as of December 31, 2007, and the related consolidated statements of income, stockholders' equity, comprehensive income, cash flows and income taxes for the year then ended. Chesapeake Utilities Corporation's management is responsible for these consolidated financial statements. Our responsibility is to express an opinion on these consolidated financial statements based on our audit.

We conducted our audit in accordance with the standards of the Public Company Accounting Oversight Board (United States). Those standards require that we plan and perform the audit to obtain reasonable assurance about whether the consolidated financial statements are free of material misstatement. An audit includes examining, on a test basis, evidence supporting the amounts and disclosures in the financial statements. An audit also includes assessing the accounting principles used and significant estimates made by management, as well as evaluating the overall financial statement presentation. We believe that our audit provides a reasonable basis for our opinion.

In our opinion, the consolidated financial statements referred to above present fairly, in all material respects, the financial position of Chesapeake Utilities Corporation and subsidiaries as of December 31, 2007 and the results of their operations and their cash flows for the year ended in conformity with accounting principles generally accepted in the United States of America.

We also have audited, in accordance with the standards of the Public Company Accounting Oversight Board (United States), Chesapeake Utilities Corporation's internal control over financial reporting as of December 31, 2007, based on criteria established in *Internal Control—Integrated Framework* issued by the Committee of Sponsoring Organizations of the Treadway Commission (COSO), and our report dated March 10, 2008 expressed an unqualified opinion.

/s/ BEARD MILLER COMPANY LLP
Beard Miller Company LLP
Reading, Pennsylvania
March 10, 2008

REPORT OF INDEPENDENT REGISTERED PUBLIC ACCOUNTING FIRM

To the Board of Directors and Stockholders
of Chesapeake Utilities Corporation

In our opinion, the consolidated balance sheet as of December 31, 2006, and the related consolidated statements of income, comprehensive income, cash flows, stockholders' equity and income taxes for each of the two years in the period ended December 31, 2006, before the effects of the adjustments to retrospectively reflect the discontinued operations described in Note B, present fairly, in all material respects, the financial position of Chesapeake Utilities Corporation and its subsidiaries at December 31, 2006, and the results of their operations and their cash flows for each of the two years in the period ended December 31, 2006, in conformity with accounting principles generally accepted in the United States of America (the 2006 financial statements before the effects of the adjustments discussed in Note B are not presented herein). In addition, in our opinion, the financial statement schedule for the each of the two years in the period ended December 31, 2006, presents fairly, in all material respects, the information set forth therein when read in conjunction with the related consolidated financial statements before the effects of the adjustments described above. These financial statements and financial statement schedule are the responsibility of the Company's management. Our responsibility is to express an opinion on these financial statements and financial statement schedule based on our audits. We conducted our audits, before the effects of the adjustments described above, of these statements in accordance with the standards of the Public Company Accounting Oversight Board (United States). Those standards require that we plan and perform the audit to obtain reasonable assurance about whether the financial statements are free of material misstatement. An audit includes examining, on a test basis, evidence supporting the amounts and disclosures in the financial statements, assessing the accounting principles used and significant estimates made by management, and evaluating the overall financial statement presentation. We believe that our audits provide a reasonable basis for our opinion.

As discussed in Note K to the consolidated financial statements, the Company changed the manner in which it accounts for defined benefit pension and other postretirement plans, effective December 31, 2006.

We were not engaged to audit, review, or apply any procedures to the adjustments to retrospectively reflect the discontinued operations described in Note B and accordingly, we do not express an opinion or any other form of assurance about whether such adjustments are appropriate and have properly applied. Those adjustments were audited by other auditors.

/s/ PRICEWATERHOUSECOOPERS LLP

PricewaterhouseCoopers LLP

Boston, MA

March 10, 2007

Consolidated Statements of Income

For the Twelve Months Ended December 31,	2007	2006	2005
Operating Revenues	\$258,286,495	\$231,199,565	\$229,485,352
Operating Expenses			
Cost of sales, excluding costs below	170,848,211	155,809,747	\$153,398,723
Operations	42,274,023	36,670,302	39,778,597
Maintenance	2,203,800	2,103,558	1,818,981
Depreciation and amortization	9,060,185	8,243,715	\$7,568,209
Other taxes	5,786,694	5,040,306	\$4,999,963
Total operating expenses	230,172,913	207,867,628	207,564,473
Operating Income	28,113,582	23,331,937	21,920,879
Other income, net of other expenses	291,305	189,093	\$382,610
Interest charges	6,589,639	5,773,993	\$5,132,458
Income Before Income Taxes	21,815,248	17,747,037	17,171,031
Income taxes	8,597,461	6,999,072	6,472,220
Income from Continuing Operations	13,217,787	10,747,965	10,698,811
Loss from discontinued operations, net of tax benefit of \$10,898, \$162,510 and \$160,204	(20,077)	(241,440)	(231,197)
Net Income	\$13,197,710	\$10,506,525	\$10,467,614
Weighted Average Common Shares Outstanding:			
Basic	6,743,041	6,032,462	5,836,463
Diluted	6,854,716	6,155,131	5,992,552
Earnings (Loss) Per Share of Common Stock:			
Basic			
From continuing operations	\$1.96	\$1.78	\$1.83
From discontinued operations	-	(\$0.04)	(0.04)
Net Income	\$1.96	\$1.74	\$1.79
Diluted			
From continuing operations	\$1.94	\$1.76	\$1.81
From discontinued operations	-	(\$0.04)	(0.04)
Net Income	\$1.94	\$1.72	\$1.77

The accompanying notes are an integral part of the financial statements.

Consolidated Statements of Cash Flows

Chesapeake Utilities Corporation and Subsidiaries

Consolidated Statements of Cash Flows

For the Years Ended December 31,	2007	2006	2005
Operating Activities			
Net Income	\$13,197,710	\$10,506,525	\$10,467,614
Adjustments to reconcile net income to net operating cash:			
Depreciation and amortization	9,060,185	8,243,715	7,568,209
Depreciation and accretion included in other costs	3,336,506	3,102,066	2,705,620
Deferred income taxes, net	1,831,030	(408,533)	1,510,777
Gain on sale of assets	(204,882)	-	-
Unrealized gain (loss) on commodity contracts	(170,465)	37,110	(227,193)
Unrealized loss on investments	(122,819)	(151,952)	(56,650)
Employee benefits and compensation	1,825,028	382,608	1,621,607
Other, net	56	(18,596)	(62,692)
Changes in assets and liabilities:			
Sale (purchase) of investments	229,125	(177,990)	(1,242,563)
Accounts receivable and accrued revenue	(28,189,132)	9,705,860	(16,831,751)
Propane inventory, storage gas and other inventory	1,193,336	354,764	(5,704,040)
Regulatory assets	(344,680)	2,498,954	(1,719,184)
Prepaid expenses and other current assets	(1,188,481)	(271,438)	36,704
Other deferred charges	(2,477,879)	(231,822)	(102,561)
Long-term receivables	83,653	137,101	247,600
Accounts payable and other accrued liabilities	22,130,049	(11,434,370)	15,569,924
Income taxes receivable (payable)	(158,556)	1,800,913	(2,006,762)
Accrued interest	33,112	273,672	(42,376)
Customer deposits and refunds	2,534,655	2,361,265	462,781
Accrued compensation	1,117,941	(542,512)	875,342
Regulatory liabilities	2,124,091	2,824,068	144,501
Other liabilities	(157,699)	1,125,590	385,034
Net cash provided by operating activities	25,681,884	30,116,998	13,599,941
Investing Activities			
Property, plant and equipment expenditures	(31,277,390)	(48,845,828)	(33,319,613)
Proceeds from sale of assets	204,882	-	-
Environmental recoveries (expenditures)	(227,979)	(15,549)	240,336
Net cash used by investing activities	(31,300,487)	(48,861,377)	(33,079,277)
Financing Activities			
Common stock dividends	(7,029,821)	(5,982,531)	(5,789,180)
Issuance of stock for Dividend Reinvestment Plan	299,436	321,865	458,757
Stock issuance	-	19,698,509	-
Cash settlement of warrants	-	(434,782)	-
Change in cash overdrafts due to outstanding checks	(541,052)	49,047	874,083
Net borrowing (repayment) under line of credit agreements	18,651,055	(7,977,347)	29,606,400
Proceeds from issuance of long-term debt	-	20,000,000	-
Repayment of long-term debt	(7,656,580)	(4,929,674)	(4,794,827)
Net cash provided by financing activities	3,723,038	20,745,087	20,355,233
Net Increase (Decrease) in Cash and Cash Equivalents	(1,895,565)	2,000,708	875,897
Cash and Cash Equivalents — Beginning of Period	4,488,366	2,487,658	1,611,761
Cash and Cash Equivalents — End of Period	\$2,592,801	\$4,488,366	\$2,487,658
Supplemental Disclosures of Non-Cash Investing Activities:			
Capital property and equipment acquired on account, but not paid as of December 31	\$365,890	\$1,490,890	\$1,367,348
Supplemental Disclosure of Cash Flow Information			
Cash paid for interest	\$5,592,279	\$5,334,477	\$5,052,013
Cash paid for income taxes	\$7,009,206	\$6,285,272	\$6,342,476

Consolidated Balance Sheets

Assets	December 31, 2007	December 31, 2006
Property, Plant and Equipment		
Natural gas	\$289,706,066	\$269,012,516
Propane	48,506,231	44,791,552
Advanced information services	1,157,808	1,054,368
Other plant	8,567,833	9,147,500
Total property, plant and equipment	347,937,938	324,005,936
Less: Accumulated depreciation and amortization	(92,414,289)	(85,010,472)
Plus: Construction work in progress	4,899,608	1,829,948
Net property, plant and equipment	260,423,257	240,825,412
Investments	1,909,271	2,015,577
Current Assets		
Cash and cash equivalents	2,592,801	4,488,366
Accounts receivable (less allowance for uncollectible accounts of \$952,075 and \$661,597, respectively)	72,218,191	44,969,182
Accrued revenue	5,265,474	4,325,351
Propane inventory, at average cost	7,629,295	7,187,035
Other inventory, at average cost	1,280,506	1,564,937
Regulatory assets	1,575,072	1,275,653
Storage gas prepayments	6,042,169	7,393,335
Income taxes receivable	1,237,438	1,078,882
Deferred income taxes	2,155,393	1,365,316
Prepaid expenses	3,496,517	2,280,900
Mark-to-market energy assets	7,812,456	1,379,896
Other current assets	146,253	173,388
Total current assets	111,451,565	77,482,241
Deferred Charges and Other Assets		
Goodwill	674,451	674,451
Other intangible assets, net	178,073	191,878
Long-term receivables	740,680	824,333
Regulatory assets	2,539,235	1,765,088
Other deferred charges	3,640,480	1,215,004
Total deferred charges and other assets	7,772,919	4,670,754
Total Assets	\$381,557,012	\$324,993,984

The accompanying notes are an integral part of the financial statements.

Consolidated Balance Sheets

Capitalization and Liabilities	December 31, 2007	December 31, 2006
Capitalization		
Stockholders' equity		
Common Stock, par value \$0.4867 per share (authorized 12,000,000 shares)	\$3,298,473	\$3,254,998
Additional paid-in capital	65,591,552	61,960,220
Retained earnings	51,538,194	46,270,884
Accumulated other comprehensive loss	(851,674)	(334,550)
Deferred compensation obligation	1,403,922	1,118,509
Treasury stock	(1,403,922)	(1,118,509)
Total stockholders' equity	119,576,545	111,151,552
Long-term debt, net of current maturities	63,255,636	71,050,000
Total capitalization	182,832,181	182,201,552
Current Liabilities		
Current portion of long-term debt	7,656,364	7,656,364
Short-term borrowing	45,663,944	27,553,941
Accounts payable	54,893,071	33,870,552
Customer deposits and refunds	10,036,920	7,502,265
Accrued interest	865,504	832,392
Dividends payable	1,999,343	1,939,482
Accrued compensation	3,400,112	2,901,053
Regulatory liabilities	6,300,766	4,199,147
Mark-to-market energy liabilities	7,739,261	1,371,379
Other accrued liabilities	2,500,542	2,634,416
Total current liabilities	141,055,827	90,460,991
Deferred Credits and Other Liabilities		
Deferred income taxes	28,795,885	26,517,098
Deferred investment tax credits	277,698	328,277
Regulatory liabilities	1,136,071	1,236,254
Environmental liabilities	835,143	211,581
Other pension and benefit costs	2,513,030	1,608,311
Accrued asset removal cost	20,249,948	18,410,992
Other liabilities	3,861,229	4,018,928
Total deferred credits and other liabilities	57,669,004	52,331,441
Other Commitments and Contingencies (Note N)		
Total Capitalization and Liabilities	\$381,557,012	\$324,993,984

Consolidated Statements of Stockholders' Equity

For the Years Ended December 31,	2007	2006	2005
Common Stock			
Balance — beginning of year	\$3,254,998	\$2,863,212	\$2,812,538
Dividend Reinvestment Plan	17,197	18,685	20,038
Retirement Savings Plan	14,388	14,457	10,255
Conversion of debentures	3,945	8,117	11,004
Performance shares and options exercised ⁽¹⁾	7,945	14,536	9,377
Stock issuance	-	335,991	-
Balance — end of year	3,298,473	3,254,998	2,863,212
Additional Paid-in Capital			
Balance — beginning of year	61,960,220	39,619,849	36,854,717
Dividend Reinvestment Plan	1,121,190	1,148,100	1,224,874
Retirement Savings Plan	934,295	900,354	682,829
Conversion of debentures	133,839	275,300	373,259
Stock-base compensation and options exercised ⁽¹⁾	1,442,008	887,426	484,170
Stock issuance	-	19,362,518	-
Exercise warrants, net of tax	-	(233,327)	-
Balance — end of year	65,591,552	61,960,220	39,619,849
Retained Earnings			
Balance — beginning of year	46,270,884	42,854,894	39,015,087
Net income	13,197,710	10,506,525	10,467,614
Cash dividends ⁽²⁾	(7,930,400)	(7,090,535)	(6,627,807)
Balance — end of year	51,538,194	46,270,884	42,854,894
Accumulated Other Comprehensive Income (Loss)			
Balance — beginning of year	(334,550)	(578,151)	(527,246)
Minimum pension liability adjustment, net of tax	28,106	74,036	(50,905)
Gain (Loss) on funded status of Employee Benefit Plans, net of tax	(545,230)	169,565	-
Balance — end of year	(851,674)	(334,550)	(578,151)
Deferred Compensation Obligation			
Balance — beginning of year	1,118,509	794,535	816,044
New deferrals	285,413	323,974	130,426
Payout of deferred compensation	-	-	(151,935)
Balance — end of year	1,403,922	1,118,509	794,535
Treasury Stock			
Balance — beginning of year	(1,118,509)	(797,156)	(1,008,696)
New deferrals related to compensation obligation	(285,413)	(323,974)	(130,426)
Purchase of treasury stock	(29,771)	(51,572)	(182,292)
Sale and distribution of treasury stock	29,771	54,193	524,258
Balance — end of year	(1,403,922)	(1,118,509)	(797,156)
Total Stockholders' Equity	\$119,576,545	\$111,151,552	\$84,757,183

⁽¹⁾ Includes amounts for shares issued for Directors' compensation.

⁽²⁾ Cash dividends declared per share for 2007, 2006 and 2005 were \$1.18, \$1.16 and \$1.14, respectively.

Consolidated Statements of Comprehensive Income

Net income	\$13,197,710	\$10,506,525	\$10,467,614
Pension adjustments, net of tax of \$342,320, (\$48,889) and \$33,615, respectively	(517,124)	74,036	(50,905)
Comprehensive Income	\$12,680,586	\$10,580,561	\$10,416,709

The accompanying notes are an integral part of the financial statements.

Consolidated Statements of Income Taxes

For the Years Ended December 31,	2007	2006	2005
Current Income Tax Expense			
Federal	\$5,512,071	\$5,994,296	\$3,687,800
State	1,223,145	1,424,485	789,233
Investment tax credit adjustments, net	(50,579)	(54,816)	(54,816)
Total current income tax expense	6,684,637	7,363,965	4,422,217
Deferred Income Tax Expense ⁽¹⁾			
Property, plant and equipment	2,958,758	1,697,024	1,380,628
Deferred gas costs	(629,228)	(2,085,066)	1,064,310
Pensions and other employee benefits	(9,154)	(97,436)	(340,987)
Environmental expenditures	45,872	(5,580)	(98,229)
Other	(464,322)	(36,345)	(115,923)
Total deferred income tax expense (benefit)	1,901,926	(527,403)	1,889,799
Total Income Tax Expense	\$8,586,563	\$6,836,562	\$6,312,016
Reconciliation of Effective Income Tax Rates			
Continuing Operations			
Federal income tax expense ⁽²⁾	\$7,635,336	\$6,212,237	\$6,009,861
State income taxes, net of federal benefit	1,086,680	\$829,630	\$732,046
Other	(124,555)	(\$42,795)	(\$269,687)
Total continuing operations	\$8,597,461	\$6,999,072	\$6,472,220
Discontinued operations	(\$10,898)	(\$162,510)	(\$160,204)
Total income tax expense	\$8,586,563	\$6,836,562	\$6,312,016
Effective income tax rate	39.4%	39.4%	37.6%

At December 31,	2007	2006
Deferred Income Taxes		
Deferred income tax liabilities:		
Property, plant and equipment	\$31,058,050	\$27,997,744
Environmental costs	250,021	204,149
Other	860,993	870,424
Total deferred income tax liabilities	32,169,064	29,072,317
Deferred income tax assets:		
Pension and other employee benefits	2,581,853	2,225,944
Self insurance	384,009	468,922
Deferred gas costs	1,146,133	528,814
Other	1,416,577	696,855
Total deferred income tax assets	5,528,572	3,920,535
Deferred Income Taxes Per Consolidated Balance Sheet	\$26,640,492	\$25,151,782

(1) Includes \$260,000, (\$60,000), and \$146,000 of deferred state income taxes for the years 2007, 2006, and 2005, respectively.

(2) Federal income taxes were recorded at 35% for each year represented.

Notes to the Consolidated Financial Statements

A. SUMMARY OF ACCOUNTING POLICIES

Nature of Business

Chesapeake is engaged in natural gas distribution to 62,852 customers located in central and southern Delaware, Maryland's Eastern Shore and Florida. The Company's natural gas transmission subsidiary operates an interstate pipeline from various points in Pennsylvania and northern Delaware to the Company's Delaware and Maryland distribution divisions as well as other utility and industrial customers in Pennsylvania, Delaware and the Eastern Shore of Maryland. The Company's propane distribution and wholesale marketing segment provides distribution service to 34,143 customers in central and southern Delaware, the Eastern Shore of Maryland, southeastern Pennsylvania, central Florida and the Eastern Shore of Virginia and markets propane to wholesale customers including large independent oil and petrochemical companies, resellers and propane distribution companies in the southeastern United States. The advanced information services segment provides domestic and international clients with information-technology-related business services and solutions for both enterprise and e-business applications.

Principles of Consolidation

The Consolidated Financial Statements include the accounts of the Company and its wholly owned subsidiaries. The Company does not have any ownership interests in investments accounted for using the equity method or any variable interests in a variable interest entity. All intercompany transactions have been eliminated in consolidation.

System of Accounts

The natural gas distribution divisions of the Company located in Delaware, Maryland and Florida are subject to regulation by their respective PSCs with respect to their rates for service, maintenance of their accounting records and various other matters. Eastern Shore is an open access pipeline and is subject to regulation by the FERC. Our financial statements are prepared in accordance with GAAP, which give appropriate recognition to the ratemaking and accounting practices and policies of the various commissions. The propane, advanced information services and other business segments are not subject to regulation with respect to rates or maintenance of accounting records.

Property, Plant, Equipment and Depreciation

Utility and non-utility property is stated at original cost. Costs include direct labor, materials and third-party construction contractor costs, allowance for capitalized interest and certain indirect costs related to equipment and employees engaged in construction. The costs of repairs and minor replacements are charged against income as incurred, and the costs of major renewals and betterments are capitalized. Upon retirement or disposition of non-utility property, the gain or loss, net of salvage value, is charged to income. Upon retirement or disposition of utility property, the gain or loss, net of salvage value, is charged to accumulated depreciation. The provision for depreciation is computed using the straight-line method at rates that amortize the unrecovered cost of depreciable property over the estimated remaining useful life of the asset. Depreciation and amortization expenses are provided at an annual rate for each segment. The three-year average rates were three percent for natural gas distribution and transmission, five percent for propane, eleven percent for advanced information services and six percent for general plant.

At December 31,	2007	2006	Useful Life ⁽¹⁾
Plant in service			
Mains	\$166,202,413	\$151,890,304	27-41 years
Services — utility	35,127,633	32,334,145	14-33 years
Compressor station equipment	24,959,330	24,921,976	28 years
Liquefied petroleum gas equipment	25,575,213	24,627,398	30-33 years
Meters and meter installations	18,111,466	16,093,737	Propane 10-33 years, Natural gas 26-44 years
Measuring and regulating station equipment	14,067,262	13,272,201	27-54 years
Office furniture and equipment	9,947,881	10,114,101	Non-regulated 3-10 years, Regulated 14-28 years
Transportation equipment	11,194,916	10,686,259	3-11 years
Structures and improvements	10,024,105	9,538,345	10-44 years ⁽²⁾
Land and land rights	7,404,679	7,386,268	Not depreciable, except certain regulated assets
Propane bulk plants and tanks	5,313,061	5,301,457	15 - 40 years
Various	20,009,979	17,839,745	Various
Total plant in service	347,937,938	324,005,936	
Plus construction work in progress	4,899,608	1,829,948	
Less accumulated depreciation	(92,414,289)	(85,010,472)	
Net property, plant and equipment	\$260,423,257	\$240,825,412	

⁽¹⁾ Certain immaterial account balances may fall outside this range.

The regulated operations compute depreciation in accordance with rates approved by either the state Public Service Commission or the FERC. These rates are based on depreciation studies and may change periodically upon receiving approval from the appropriate regulatory body. The depreciation rates shown above are based on the remaining useful lives of the assets at the time of the depreciation study, rather than their original lives. The depreciation rates are composite, straight-line rates applied to the average investment for each class of depreciable property and are adjusted for anticipated cost of removal less salvage value.

The non-regulated operations compute depreciation using the straight-line method over the estimated useful life of the asset.

⁽²⁾ Includes buildings, structures used in connection with natural gas and propane operations, improvements to those facilities and leasehold improvements.

Cash and Cash Equivalents

The Company's policy is to invest cash in excess of operating requirements in overnight income-producing accounts. Such amounts are stated at cost, which approximates market value. Investments with an original maturity of three months or less when purchased are considered cash equivalents.

Inventories

The Company uses the average cost method to value propane and materials and supplies inventory. If market prices drop below cost, inventory balances that are subject to price risk are adjusted to market values.

Regulatory Assets, Liabilities and Expenditures

The Company accounts for its regulated operations in accordance with SFAS No. 71, "Accounting for the Effects of Certain Types of Regulation." This standard includes accounting principles for companies whose rates are determined by independent third-party regulators. When setting rates, regulators often make decisions, the economics of which require companies to defer costs or revenues in different periods than may be appropriate for unregulated enterprises. When this situation occurs, the regulated utility defers the associated costs as assets (regulatory assets) on the balance sheet and records them as expense on the income statement as it collects revenues. Further, regulators can also impose liabilities upon a company for amounts previously collected from customers, and for recovery of costs that are expected to be incurred in the future (regulatory liabilities).

Notes to the Consolidated Financial Statements

At December 31, 2007 and 2006, the regulated utility operations had recorded the following regulatory assets and liabilities on the Balance Sheets. These assets and liabilities will be recognized as revenues and expenses in future periods as they are reflected in customers' rates.

At December 31,	2007	2006
Regulatory Assets		
Current		
Underrecovered purchased gas costs	\$1,389,454	\$1,076,921
Conservation cost recovery	-	51,408
PSC Assessment	22,290	22,290
Flex rate asset	107,394	81,926
Other	55,934	43,108
Total current	1,575,072	1,275,653
Non-Current		
Income tax related amounts due from customers	1,115,638	1,300,544
Deferred regulatory and other expenses	446,643	188,686
Deferred gas supply	15,201	15,201
Deferred post retirement benefits	111,159	138,949
Environmental regulatory assets and expenditures	850,594	121,708
Total non-current	2,539,235	1,765,088
Total Regulatory Assets	\$4,114,307	\$3,040,741
Regulatory Liabilities		
Current		
Self insurance — current	\$191,004	\$568,897
Overrecovered purchased gas costs	4,225,845	2,351,553
Shared interruptible margins	11,202	100,355
Conservation cost recovery	395,379	-
Operational flow order penalties	-	7,831
Swing transportation imbalances	1,477,336	1,170,511
Total current	6,300,766	4,199,147
Non-Current		
Self insurance — long-term	757,557	600,787
Income tax related amounts due to customers	151,521	285,819
Environmental overcollections	226,993	349,648
Total non-current	1,136,071	1,236,254
Accrued asset removal cost	20,249,948	18,410,992
Total Regulatory Liabilities	\$27,686,785	\$23,846,393

Included in the regulatory assets listed above are \$107,000 of which is accruing interest. Of the remaining regulatory assets, \$2.6 million will be collected in approximately one to two years, \$293,000 will be collected within approximately 3 to 10 years, and \$721,000 will be collected within approximately 11 to 15 years. In addition, there is approximately \$466,000 for which the Company is awaiting regulatory approval for recovery, but once approved is expected to be collected within 12 months.

As required by SFAS No. 71, the Company monitors its regulatory and competitive environment to determine whether the recovery of its regulatory assets continues to be probable. If the Company were to determine that recovery of these assets is no longer probable, it would write off the assets against earnings. The Company believes that SFAS No. 71 continues to apply to its regulated operations, and that the recovery of its regulatory assets is probable.

Goodwill and Other Intangible Assets

The Company accounts for its goodwill and other intangibles under SFAS No. 142, "Goodwill and Other Intangible Assets." Under SFAS No. 142, goodwill is not amortized but is tested for impairment at least annually. In addition, goodwill of a reporting unit is tested for impairment between annual tests if an event occurs or circumstances change that would more likely than not reduce the fair value of a reporting unit below its carrying value. Other intangible assets are amortized on a straight-line basis over their estimated economic useful lives. Please refer to Note F "Goodwill and Other Intangible Assets" for additional discussions of this subject.

Other Deferred Charges

Other deferred charges include discount, premium and issuance costs associated with long-term debt. Debt costs are deferred and then are amortized to interest expense over the original lives of the respective debt issuances.

Income Taxes and Investment Tax Credit Adjustments

The Company files a consolidated federal income tax return. Income tax expense allocated to the Company's subsidiaries is based upon their respective taxable incomes and tax credits.

Deferred tax assets and liabilities are recorded for the tax effect of temporary differences between the financial statements bases and tax bases of assets and liabilities and are measured using the enacted tax rates in effect in the years in which the differences are expected to reverse. The portions of the Company's deferred tax liabilities applicable to utility operations, which have not been reflected in current service rates, represent income taxes recoverable through future rates. Deferred tax assets are recorded net of any valuation allowance when it is more likely than not that such tax benefits will be realized. Investment tax credits on utility property have been deferred and are allocated to income ratably over the lives of the subject property.

The Company adopted the provisions of FIN 48 "Accounting for Uncertainty in Income Taxes," effective January 1, 2007. FIN 48 clarifies the accounting for uncertainty in income taxes recognized in a Company's financial statements in accordance with SFAS 109 "Accounting for Income Taxes." FIN 48 requires that an uncertain tax position should be recognized only if it is "more likely than not" that the position is sustainable based on technical merits. Recognizable tax positions should then be measured to determine the amount of benefit recognized in the financial statements. The Company's adoption of FIN 48 did not have an impact on its financial condition or results of operations.

Financial Instruments

Xeron, Inc. ("Xeron"), the Company's propane wholesale marketing operation, engages in trading activities using forward and futures contracts, which have been accounted for using the mark-to-market method of accounting. Under mark-to-market accounting, the Company's trading contracts are recorded at fair value, net of future servicing costs. The changes in market price are recognized as gains or losses in revenues on the income statement in the period of change. The resulting unrealized gains and losses are recorded as assets or liabilities, respectively. There were unrealized gains of \$179,000 and \$8,500 at December 31, 2007 and 2006, respectively. Trading liabilities are recorded in mark-to-market energy liabilities. Trading assets are recorded in mark-to-market energy assets.

The Company's natural gas and propane distribution operations have entered into agreements with natural gas and propane suppliers to purchase gas for resale to their customers. Purchases under these contracts either do not meet the definition of derivatives of SFAS No. 133 or are considered "normal purchases and sales" under SFAS No. 138 and are accounted for on an accrual basis.

The propane distribution operation may enter into a fair value hedge of its inventory in order to mitigate the impact of wholesale price fluctuations. At December 31, 2007, the Company decided not to hedge any of its propane inventories. At December 31, 2006, the propane distribution operation had entered into a swap agreement to protect the Company from the impact of price increases on the price-cap plan that we offer to customers. The Company considered this agreement to be an economic hedge that did not qualify for hedge accounting as described in SFAS 133. At the end of the

Notes to the Consolidated Financial Statements

2006, the market price of propane dropped below the unit price within the swap agreement. As a result of the price drop, the Company marked the agreement to market, which resulted in an unrealized loss of \$84,000.

Earnings Per Share

Chesapeake calculates earnings per share in accordance with SFAS 128 "Earnings per Share." The calculations of both basic and diluted earnings per share are presented in the following chart.

For the Periods Ended December 31,	2007	2006	2005
Calculation of Basic Earnings Per Share:			
Net Income	\$13,197,710	\$10,506,525	\$10,467,614
Weighted average shares outstanding	6,743,041	6,032,462	5,836,463
Basic Earnings Per Share	\$1.96	\$1.74	\$1.79
Calculation of Diluted Earnings Per Share:			
Reconciliation of Numerator:			
Net Income	\$13,197,710	\$10,506,525	\$10,467,614
Effect of 8.25% Convertible debentures	95,611	105,024	123,559
Adjusted numerator — Diluted	\$13,293,321	\$10,611,549	\$10,591,173
Reconciliation of Denominator:			
Weighted shares outstanding — Basic	6,743,041	6,032,462	5,836,463
Effect of dilutive securities			
Warrants	-	-	11,711
8.25% Convertible debentures	111,675	122,669	144,378
Adjusted denominator — Diluted	6,854,716	6,155,131	5,992,552
Diluted Earnings Per Share	\$1.94	\$1.72	\$1.77

Operating Revenues

Revenues for the natural gas distribution operations of the Company are based on rates approved by the PSCs of the jurisdictions in which we operate. The natural gas transmission operation's revenues are based on rates approved by the FERC. Customers' base rates may not be changed without formal approval by these commissions. However, the regulatory authorities have granted the Company's regulated natural gas distribution operations the ability to negotiate rates, based on approved methodologies, with customers that have competitive alternatives. In addition, the natural gas transmission operation can negotiate rates above or below the FERC-approved tariff rates.

For regulated deliveries of natural gas, Chesapeake reads meters and bills customers on monthly cycles that do not coincide with the accounting periods used for financial reporting purposes. Chesapeake accrues unbilled revenues for gas that has been delivered, but not yet billed at the end of an accounting period to the extent that they do not coincide. In connection with this accrual, Chesapeake must estimate the amount of gas that has not been accounted for on its delivery system and must estimate the amount of the unbilled revenue by jurisdiction and customer class. A similar computation is made to accrue unbilled revenues for propane customers with meters, such as community gas system customers.

The propane wholesale marketing operation records trading activity, on a net mark-to-market basis in the Company's income statement, for open contracts. The propane distribution, advanced information services and other segments record revenue in the period the products are delivered and/or services are rendered.

Chesapeake's natural gas distribution operations in Delaware and Maryland each have a purchased gas cost recovery mechanism. This mechanism provides the Company with a method of adjusting the billing rates with its customers for changes in the cost of purchased gas included in base rates. The difference between the current cost of gas purchased and the cost of gas recovered in billed rates is deferred and accounted for as either unrecovered purchased gas costs or amounts payable to customers. Generally, these deferred amounts are recovered or refunded within one year.

The Company charges flexible rates to the natural gas distribution's industrial interruptible customers to make them competitive with alternative types of fuel. Based on pricing, these customers can choose natural gas or alternative fuels. Neither the Company nor the interruptible customer is contractually obligated to deliver or receive natural gas.

Allowance for Doubtful Accounts

An allowance for doubtful accounts is recorded against amounts due to reduce the net receivable balance to the amount we reasonably expect to collect based upon our collections experiences and our assessment of our customers' inability or reluctance to pay. If circumstances change, however, our estimate of the recoverability of accounts receivable may also change. Circumstances which could affect our estimates include, but are not limited to, customer credit issues, the level of natural gas prices and general economic conditions. Accounts are written off once they are deemed to be uncollectible.

Certain Risks and Uncertainties

The Company's financial statements are prepared in conformity with generally accepted accounting principles that require management to make estimates in measuring assets and liabilities and related revenues and expenses (see Notes M and N to the Consolidated Financial Statements for significant estimates). These estimates involve judgments with respect to, among other things, various future economic factors that are difficult to predict and are beyond the control of the Company; therefore, actual results could differ from those estimates.

The Company records certain assets and liabilities in accordance with SFAS No. 71. If the Company were required to terminate application of SFAS No. 71 for its regulated operations, all such deferred amounts would be recognized in the income statement at that time. This could result in a charge to earnings, net of applicable income taxes, which could be material.

FASB Statements and Other Authoritative Pronouncements

In June 2006, the Financial Accounting Standards Board ("FASB") issued FASB Interpretation ("FIN") No. 48, "Employers' Accounting for Uncertainty in Income Taxes." This interpretation: (i) clarifies the accounting for uncertainty in income taxes recognized in an enterprise's financial statements in accordance with SFAS No. 109, "Accounting for Income Taxes;" (ii) prescribes a recognition threshold and measurement attribute for the financial statement recognition and measurement of a tax position taken or expected to be taken in a tax return; and (iii) provides guidance on derecognition and classification of uncertain tax positions, reporting of interest and penalties, accounting in interim periods, disclosure, and transition. FIN No.48 is effective for fiscal years beginning after December 15, 2006, and Chesapeake's adoption of it in the first quarter of 2007 did not have any impact on the Company's Consolidated Financial Statements.

In September 2006, the FASB issued SFAS No. 157, "Fair Value Measurements." This statement defines fair value, establishes a framework for measuring fair value in GAAP, and expands disclosures about fair value measurements. This statement applies under other accounting pronouncements that require or permit fair value measurements, the FASB having previously concluded in those accounting pronouncements that fair value is the relevant measurement attribute. Accordingly, this statement does not require any new fair value measurements. Since SFAS No. 157 is effective for financial statements issued within fiscal years beginning after November 15, 2007, Chesapeake will be required to adopt this statement in the first quarter of 2008. The Company does not expect SFAS No. 157 will have a material impact on its Consolidated Financial Statements.

In February 2007, the FASB issued SFAS No. 159, "The Fair Value Option for Financial Assets and Financial Liabilities-including an amendment of FASB Statement No. 115." SFAS No. 159 permits entities to measure at fair value many financial instruments and certain other items that are not currently required to be measured at fair value, with unrealized gains and losses related to these financial instruments reported in earnings at each subsequent reporting date. This Statement is effective as of the beginning of an entity's first fiscal year that begins after November 15, 2007. The Company does not expect SFAS No. 159 will have a material impact on its Consolidated Financial Statements.

Notes to the Consolidated Financial Statements

In April 2007, the FASB directed the FASB Staff to issue FSP No. FIN 39-1, "Amendment of FASB Interpretation No. 39" ("FSP FIN 39-1"). FSP FIN 39-1 modifies FIN No. 39, "Offsetting of Amounts Related to Certain Contracts," and permits companies to offset cash collateral receivables or payables with net derivative positions under certain circumstances. FSP FIN 39-1 is effective for fiscal years beginning after November 15, 2007, with early adoption permitted. The Company does not expect FSP FIN 39-1 will have a material impact its Consolidated Financial Statements.

Reclassification of Prior Years' Amounts

The Company reclassified some previously reported amounts to conform to current period classifications.

B. BUSINESS DISPOSITIONS AND DISCONTINUED OPERATIONS

During the quarter ended September 30, 2007, Chesapeake decided to close its distributed energy services subsidiary, Chesapeake OnSight Services, LLC ("OnSight"), which has experienced operating losses since its inception in 2004. OnSight was previously reported as part of the Company's Other business segment. At December 31, 2007, the results of operations for OnSight have been reclassified to discontinued operations and shown net of tax for all periods presented. For 2007, the discontinued operations experienced a net loss of \$20,000, compared to a net loss of \$241,000 for 2006 and a net loss of \$231,000 for 2005.

C. SEGMENT INFORMATION

The following table presents information about the Company's reportable segments. The table excludes financial data related to our distributed energy company, which was reclassified to discontinued operations for each year presented.

For the Years Ended December 31,	2007	2006	2005
Operating Revenues, Unaffiliated Customers			
Natural gas distribution, transmission and marketing	\$180,842,699	\$170,114,512	\$166,388,562
Propane	62,837,696	48,575,976	48,975,349
Advanced information services	14,606,100	12,509,077	14,121,441
Other	-	-	-
Total operating revenues, unaffiliated customers	\$258,286,495	\$231,199,565	\$229,485,352
Intersegment Revenues ⁽¹⁾			
Natural gas distribution, transmission and marketing	\$359,235	\$259,970	\$193,404
Propane	406	-	668
Advanced information services	492,840	58,532	18,123
Other	622,272	618,492	618,492
Total intersegment revenues	\$1,474,753	\$936,994	\$830,687
Operating Income			
Natural gas distribution, transmission and marketing	\$22,485,266	\$19,733,487	\$17,235,810
Propane	4,497,843	2,534,035	3,209,388
Advanced information services	835,981	767,160	1,196,545
Other and eliminations	294,492	297,255	279,136
Operating Income	28,113,582	23,331,937	21,920,879
Other income	291,305	189,093	382,610
Interest charges	6,589,639	5,773,993	5,132,458
Income taxes	8,597,461	6,999,072	6,472,220
Net income from continuing operations	\$13,217,787	\$10,747,965	\$10,698,811
Depreciation and Amortization			
Natural gas distribution, transmission and marketing	\$6,917,609	\$6,312,277	\$5,682,137
Propane	1,842,047	1,658,554	1,574,357
Advanced information services	143,706	112,729	122,569
Other and eliminations	156,823	160,155	189,146
Total depreciation and amortization	\$9,060,185	\$8,243,715	\$7,568,209
Capital Expenditures			
Natural gas distribution, transmission and marketing	\$23,086,713	\$43,894,614	\$28,433,671
Propane	5,290,215	4,778,891	3,955,799
Advanced information services	174,184	159,402	294,792
Other	1,591,272	321,204	739,079
Total capital expenditures	\$30,142,384	\$49,154,111	\$33,423,341

⁽¹⁾ All significant intersegment revenues are billed at market rates and have been eliminated from consolidated revenues.

At December 31,	2007	2006	2005
Identifiable Assets			
Natural gas distribution, transmission and marketing	\$273,500,890	\$252,292,600	\$225,667,049
Propane	94,966,212	60,170,200	57,344,859
Advanced information services	2,507,910	2,573,810	2,062,902
Other	10,533,511	10,503,804	10,911,229
Total identifiable assets	\$381,508,523	\$325,540,414	\$295,986,039

Notes to the Consolidated Financial Statements

Chesapeake uses the management approach to identify operating segments. Chesapeake organizes its business around differences in products or services, and the operating results of each segment are regularly reviewed by the Company's chief operating decision maker in order to make decisions about resources and to assess performance. The segments are evaluated based on their pre-tax operating income.

The Company's operations are primarily domestic. The advanced information services segment has infrequent transactions with foreign companies, located primarily in Canada, which are denominated and paid in U.S. dollars. These transactions are immaterial to the consolidated revenues.

D. FAIR VALUE OF FINANCIAL INSTRUMENTS

Various items within the balance sheet are considered to be financial instruments, because they are cash or are to be settled in cash. The carrying values of these items generally approximate their fair value (see Note E to the Consolidated Financial Statements for disclosure of fair value of investments). The Company's open forward and futures contracts at December 31, 2007 had a gain of \$179,000 and at December 31, 2006 had a gain in fair value of \$8,500, based on market rates at the respective dates. The fair value of the Company's long-term debt is estimated using a discounted cash flow methodology. The Company's long-term debt at December 31, 2007, including current maturities, had an estimated fair value of \$75.0 million as compared to a carrying value of \$70.9 million. At December 31, 2006, the estimated fair value was approximately \$81.4 million as compared to a carrying value of \$78.7 million. These estimates are based on published corporate borrowing rates for debt instruments with similar terms and average maturities.

E. INVESTMENTS

The investment balances at December 31, 2007 and 2006 represent a Rabbi Trust associated with the Company's Supplemental Executive Retirement Savings Plan. In accordance with SFAS No. 115, "Accounting for Certain Investments in Debt and Equity Securities," the Company classifies these investments as trading securities. As a result of classifying them as trading securities, the Company is required to report the securities at their fair value, with any unrealized gains and losses included in other income. The Company also has an associated liability that is recorded and adjusted each month for the gains and losses incurred by the Trust. At December 31, 2007 and 2006, total investments had a fair value of \$1.9 million and \$2.0 million, respectively.

F. GOODWILL AND OTHER INTANGIBLE ASSETS

In accordance with SFAS No. 142, goodwill is tested for impairment at least annually. In addition, goodwill of a reporting unit is tested for impairment between annual tests if an event occurs or circumstances change that would more likely than not reduce the fair value of a reporting unit below its carrying value. The propane unit had \$674,000 in goodwill for the two years ended December 31, 2007 and 2006. Testing for 2007 and 2006 has indicated that no impairment of the goodwill has occurred.

The carrying value and accumulated amortization of intangible assets subject to amortization for the years ended December 31, 2007 and 2006 are as follow:

	December 31, 2007		December 31, 2006	
	Gross Carrying Amount	Accumulated Amortization	Gross Carrying Amount	Accumulated Amortization
Customer lists	\$115,333	\$82,269	\$115,333	\$75,057
Acquisition costs	263,659	118,649	263,659	112,057
Total	\$378,992	\$200,918	\$378,992	\$187,114

Amortization of intangible assets was \$14,000 for the years ended December 31, 2007 and 2006. The estimated annual amortization of intangibles is \$14,000 per year for each of the years 2008 through 2012.

G. STOCKHOLDERS' EQUITY

Changes in common stock shares issued and outstanding are shown in the table below:

For the Years Ended December 31,	2007	2006	2005
Common Stock shares issued and outstanding ⁽¹⁾			
Shares issued — beginning of period balance	6,688,084	5,883,099	5,778,976
Dividend Reinvestment Plan ⁽²⁾	35,333	38,392	41,175
Retirement Savings Plan	29,563	29,705	21,071
Conversion of debentures	8,106	16,677	22,609
Employee award plan	350	350	-
Performance shares and options exercised ⁽³⁾	15,974	29,516	19,268
Public offering	-	690,345	-
Shares issued — end of period balance ⁽⁴⁾	6,777,410	6,688,084	5,883,099
Treasury shares — beginning of period balance	-	(97)	(9,418)
Purchases	-	-	(4,852)
Dividend Reinvestment Plan	-	-	2,142
Retirement Savings Plan	-	-	12,031
Other issuances	-	97	-
Treasury Shares — end of period balance	-	-	(97)
Total Shares Outstanding	6,777,410	6,688,084	5,883,002

⁽¹⁾ 12,000,000 shares are authorized at a par value of \$0.4867 per share.

⁽²⁾ Includes shares purchased with reinvested dividends and optional cash payments.

⁽³⁾ Includes shares issued for Directors' compensation.

⁽⁴⁾ Includes 57,309, 48,187, and 37,528 shares at December 31, 2007, 2006 and 2005, respectively, held in a Rabbi Trust established by the Company relating to the Deferred Compensation Plan.

In 2000 and 2001, the Company entered into agreements with an investment banker to assist in identifying acquisition candidates. Under the agreements, the Company issued warrants to the investment banker to purchase 15,000 shares of Chesapeake stock in 2000, at an exercise price of \$18.00 per share and 15,000 in 2001 at an exercise price of \$18.25 per share. In August 2006, the investment banker exercised the 30,000 warrants pursuant to the terms of the agreement at \$33.3657 per share. At the request of the investment banker, Chesapeake settled the warrants with a cash payment of \$435,000, in lieu of issuing shares of the Company's common stock. At December 31, 2007 and 2006, Chesapeake did not have any stock warrants outstanding.

Notes to the Consolidated Financial Statements

On November 21, 2006, the Company completed a public offering of 600,300 shares of its common stock at a price per share of \$30.10. On November 30, 2006, the Company completed the sale of 90,045 additional shares of its common stock, pursuant to the over-allotment option granted to the Underwriters by the Company. The net proceeds from the sale of common stock, after deducting underwriting commissions and expenses, were approximately \$19.8 million, which were added to the Company's general funds and used primarily to repay a portion of the Company's short-term debt under unsecured lines of credit.

H. LONG-TERM DEBT

The Company's outstanding long-term debt, net of current maturities, is as shown below.

At December 31,	2007	2006
Uncollateralized senior notes:		
7.97% note, due February 1, 2008	\$0	\$1,000,000
6.91% note, due October 1, 2010	1,818,182	2,727,273
6.85% note, due January 1, 2012	3,000,000	4,000,000
7.83% note, due January 1, 2015	12,000,000	14,000,000
6.64% note, due October 31, 2017	24,545,454	27,272,727
5.50% note, due October 12, 2020	20,000,000	20,000,000
Convertible debentures:		
8.25% due March 1, 2014	1,832,000	1,970,000
Promissory note	60,000	80,000
Total Long-Term Debt	\$63,255,636	\$71,050,000

Annual maturities of consolidated long-term debt for the next five years are as follows: \$7,656,364 for 2008; \$6,656,364 for 2009, \$6,656,364 for 2010, \$7,747,273 for 2011, \$6,727,273 for 2012.

The convertible debentures may be converted, at the option of the holder, into shares of the Company's common stock at a conversion price of \$17.01 per share. During 2007 and 2006, debentures totaling \$138,000 and \$284,000, respectively, were converted to stock. The debentures are also redeemable for cash at the option of the holder, subject to an annual non-cumulative maximum limitation of \$200,000. In 2007 and 2006, no debentures were redeemed for cash. During 2005, debentures totaling \$5,000 were redeemed for cash. At the Company's option, the debentures may be redeemed at stated amounts.

On October 12, 2006, the Company issued \$20 million of 5.5 percent Senior Notes to three institutional investors (The Prudential Insurance Company of America, Prudential Retirement Insurance and Annuity Company and United Omaha Life Insurance Company). The original note agreement was executed on October 18, 2005 and provided for the Company to sell the Notes at any time prior to January 15, 2007. The terms of the Notes require annual principal repayments of \$2 million beginning on the fifth anniversary of the issuance of the Notes. The Notes will mature on October 12, 2020. The proceeds from this issuance were used to reduce a portion of the Company's outstanding short-term debt.

Indentures to the long-term debt of the Company and its subsidiaries contain various restrictions. The most stringent restrictions state that the Company must maintain equity of at least 40 percent of total capitalization, and the pro-forma fixed charge coverage ratio must be 1.5 times. The Company is in compliance with all of its debt covenants.

I. SHORT-TERM BORROWING

The Board of Directors has authorized the Company to borrow up to \$55.0 million of short-term debt, as required, from various banks and trust companies under short-term lines of credit. As of December 31, 2007, Chesapeake had five unsecured bank lines of credit with three financial institutions, totaling \$90.0 million, none of which requires compensating balances. These bank lines are available to provide funds for the Company's short-term cash needs to meet seasonal working capital requirements and to fund temporarily portions of its capital expenditures. Three of the bank

lines, totaling \$25.0 million, are committed. Advances offered under the uncommitted lines of credit are subject to the discretion of the banks. The outstanding balance of short-term borrowing at December 31, 2007 and 2006 was \$45.7 million and \$27.6 million, respectively. The annual weighted average interest rates on short-term debt were 5.46 percent and 5.47 percent for 2007 and 2006, respectively.

The Company also had a letter of credit outstanding with its primary insurance company in the amount of \$775,000 as security to satisfy the deductibles under the Company's various insurance policies. This letter of credit reduced the amounts available under the lines of credit and is scheduled to expire on May 31, 2008. The Company does not anticipate that this letter of credit will be drawn upon by the counterparty, and the Company expects that it will be renewed as necessary.

J. LEASE OBLIGATIONS

The Company has entered into several operating lease arrangements for office space at various locations, equipment and pipeline facilities. Rent expense related to these leases was \$736,000, \$680,000, and \$837,000 for 2007, 2006, and 2005, respectively. Future minimum payments under the Company's current lease agreements are \$791,000, \$668,000, \$544,000, \$531,000 and \$636,000 for the years 2008 through 2012, respectively; and \$2.3 million thereafter, with an aggregate total of \$5.4 million.

K. EMPLOYEE BENEFIT PLANS

Retirement Plans

Before 1999, Company employees generally participated in both a defined benefit pension plan ("Defined Pension Plan") and a Retirement Savings Plan. Effective January 1, 1999, the Company restructured its retirement program to compete more effectively with similar businesses. As part of this restructuring, the Company closed the Defined Pension Plan to new participants. Employees who participated in the Defined Pension Plan at that time were given the option of remaining in (and continuing to accrue benefits under) the Defined Pension Plan or receiving an enhanced matching contribution in the Retirement Savings Plan.

Because the Defined Pension Plan was not open to new participants, the number of active participants in that plan decreased and is approaching the minimum number needed for the Defined Pension Plan to maintain its tax-qualified status. To avoid jeopardizing the tax-qualified status of the Defined Pension Plan, the Company's Board of Directors amended the Defined Pension Plan on September 24, 2004. To ensure that the Company continues to provide appropriate levels of benefits to the Company's employees, the Board amended the Defined Pension Plan and the Retirement Savings Plan, effective January 1, 2005, so that Defined Pension Plan participants who were actively employed by the Company on that date: (1) receive two additional years of benefit service credit to be used in calculating their Defined Pension Plan benefit (subject to the Defined Pension Plan's limit of 35 years of benefit service credit), (2) have the option to receive their Defined Pension Plan benefit in the form of a lump sum at the time they retire, and (3) are eligible to receive the enhanced matching contribution in the Retirement Savings Plan. In addition, effective January 1, 2005, the Board amended the Defined Pension Plan so that participants will not accrue any additional benefits under that plan. These changes were communicated to the Company's employees during the first week of November 2004.

In September 2006, the FASB issued SFAS No. 158, "Employers' Accounting for Defined Benefit Pension and Other Postretirement Plans" (SFAS 158). The Company adopted SFAS 158 prospectively on December 31, 2006. SFAS 158 requires that we recognize all obligations related to defined benefit pensions and other postretirement benefits. This statement requires that we quantify the plans' funded status as an asset or a liability on our consolidated balance sheets.

SFAS 158 requires that we measure the plans' assets and obligations that determine our funded status as of the end of the fiscal year. The Company is also required to recognize as a component of accumulated other comprehensive income ("AOCI") the changes in funded status that occurred during the year that are not recognized as part of net periodic benefit

Notes to the Consolidated Financial Statements

cost, as explained in SFAS No. 87, "Employers' Accounting for Pensions," or SFAS No. 106, "Employers' Accounting for Postretirement Benefits Other Than Pensions."

At December 31, 2007, the funded status of the Company's Defined Pension Plan was a liability of \$274,739; at December 31, 2006 it was an asset of \$590,560. In order to account for the liability and decrease in the funded status in accordance with FAS 158, the Company took a charge of \$568,316, net of tax, to Comprehensive Income. In addition, the funded status of the postretirement health and life insurance plan was a liability of \$1.756 million at December 31, 2007 compared to \$1.763 million at December 31, 2006. To adjust for the reduced liability for the postretirement health and life insurance plan, as required by FAS 158, the Company recorded income of \$23,086, net of tax, to Comprehensive Income.

The amounts in AOCI for the respective retirement plans that are expected to be recognized as a component of net benefit cost in 2008 are set forth in the following table.

	Defined Benefit Pension	Executive Excess Defined Benefit Pension	Other Postretirement Benefit
Prior service cost (credit)	(\$4,699)	-	-
Loss (gain)	-	\$46,444	\$130,973

Defined Benefit Pension Plan

As described above, effective January 1, 2005, the Defined Pension Plan was frozen with respect to additional years of service or additional compensation. Benefits under the plan were based on each participant's years of service and highest average compensation, prior to the freeze. The Company's funding policy provides that payments to the trustee shall be equal to the minimum funding requirements of the Employee Retirement Income Security Act of 1974. The Company does not expect to be required to make any funding payments to the Defined Pension Plan in 2008. The measurement dates for the Pension Plan were December 31, 2007 and 2006.

The following schedule summarizes the assets of the Defined Pension Plan, by investment type, at December 31, 2007, 2006 and 2005:

At December 31,	2007	2006	2005
Asset Category			
Equity securities	49.03%	77.34%	76.12%
Debt securities	50.26%	18.59%	23.28%
Other	0.71%	4.07%	0.60%
Total	100.00%	100.00%	100.00%

The asset listed as "Other" in the above table represents monies temporarily held in money market funds. The money market fund invests at least 80 percent of its total assets in:

- United States Government obligations; and
- Repurchase agreements that are fully collateralized by such obligations.

The investment policy of the Plan calls for an allocation of assets between equity and debt instruments with equity being 60 percent and debt at 40 percent, but allowing for a variance of 20 percent in either direction. In addition, as changes are made to holdings, cash, money market funds or United States Treasury Bills may be held temporarily by the fund. Investments in the following are prohibited: options, guaranteed investment contracts, real estate, venture capital, private placements, futures, commodities, limited partnerships and Chesapeake stock; short selling and margin transactions are

prohibited as well. During 2004, Chesapeake modified its investment policy to allow the Employee Benefits Committee to reallocate investments to better match the expected life of the plan.

The following schedule sets forth the funded status of the Defined Pension Plan at December 31, 2007, 2006 and 2005:

At December 31,	2007	2006	2005
Change in benefit obligation:			
Benefit obligation — beginning of year	\$11,449,725	\$12,399,621	\$12,053,063
Interest cost	622,057	635,877	645,740
Change in assumptions	-	(301,851)	388,979
Actuarial loss	282,684	607	28,895
Benefits paid	(1,280,946)	(1,284,529)	(717,056)
Benefit obligation — end of year	11,073,520	11,449,725	12,399,621
Change in plan assets:			
Fair value of plan assets — beginning of year	12,040,287	11,780,866	12,097,248
Actual return on plan assets	39,440	1,543,950	400,674
Benefits paid	(1,280,946)	(1,284,529)	(717,056)
Fair value of plan assets — end of year	10,798,781	12,040,287	11,780,866
Reconciliation of funded status: ⁽¹⁾			
Plan assets in excess (less than) benefit obligation at year-end	(274,739)	590,560	(618,755)
Unrecognized prior service cost	-	-	(34,259)
Unrecognized net actuarial gain	-	-	(129,739)
Net amount accrued	(\$274,739)	\$590,560	(\$782,753)
Assumptions:			
Discount rate	5.50%	5.50%	5.25%
Expected return on plan assets	6.00%	6.00%	6.00%

(1) After the adoption of SFAS 158 on December 31, 2006, these amounts are recorded and this reconciliation is no longer required.

The Company reviewed the assumptions used for the discount rate to calculate the benefit obligation of the plan and has elected to maintain the rate at 5.50 percent, reflecting relatively no change in the interest rates of high quality bonds and reflecting the expected life of the plan, in light of the lump sum payment option. In addition, the average expected return on plan assets for the Defined Pension Plan remained constant at six percent due to the adoption of a change in the investment policy that allows for a higher level of investment in bonds and a lower level of equity investments. Since the Plan is frozen in regard additional years of service and compensation, the rate of assumed compensation rate increases is not applicable. The accumulated benefit obligation was \$11.1 million and \$11.4 million at December 31, 2007 and 2006, respectively.

Net periodic pension benefit for the Defined Pension Plan for 2007, 2006, and 2005 include the components as shown below:

For the Years Ended December 31,	2007	2006	2005
Components of net periodic pension cost:			
Interest cost	\$622,057	\$635,877	\$645,740
Expected return on assets	(696,398)	(690,533)	(703,285)
Amortization of:			
Prior service cost	(4,699)	(4,699)	(4,699)
Net periodic pension benefit	(\$79,040)	(\$59,355)	(\$62,244)
Assumptions:			
Discount rate	5.50%	5.25%	5.50%
Expected return on plan assets	6.00%	6.00%	6.00%

Notes to the Consolidated Financial Statements

Executive Excess Defined Benefit Pension Plan

The Company also provides an unfunded executive excess defined benefit pension plan ("Pension SERP"). As noted above, this plan was frozen with respect to additional years of service and additional compensation as of December 31, 2004. Benefits under the plan were based on each participant's years of service and highest average compensation, prior to the freeze. The accumulated benefit obligation was \$2.32 million and \$2.29 million at December 31, 2007 and 2006, respectively.

The following schedule sets forth the status of the Pension SERP:

At December 31,	2007	2006	2005
Change in benefit obligation:			
Benefit obligation — beginning of year	\$2,286,970	\$2,322,471	\$2,162,952
Interest cost	123,361	119,588	119,658
Actuarial (gain) loss	5,123	(65,886)	133,839
Benefits paid	(89,204)	(89,203)	(93,978)
Benefit obligation — end of year	2,326,250	2,286,970	2,322,471
Change in plan assets:			
Fair value of plan assets — beginning of year	-	-	-
Employer contributions	89,204	89,203	93,978
Benefits paid	(89,204)	(89,203)	(93,978)
Fair value of plan assets — end of year	-	-	-
Funded status	(2,326,250)	(2,286,970)	(2,322,471)
Unrecognized net actuarial loss	-	-	959,492
Net amount accrued ⁽¹⁾	(\$2,326,250)	(\$2,286,970)	(\$1,362,979)
Assumptions:			
Discount rate	5.50%	5.50%	5.25%

(1) After the adoption of SFAS 158 on December 31, 2006, these amounts are recorded and this reconciliation is no longer required.

The Company reviewed the assumptions used for the discount rate of the plan to calculate the benefit obligation and has elected to maintain the rate at 5.50 percent, reflecting relatively no change in the interest rates of high quality bonds and a reduction in the expected life of the plan. Since the Plan is frozen in regard to additional years of service and compensation, the rate of assumed pay rate increases is not applicable. The measurement dates for the Pension SERP were December 31, 2007 and 2006.

Net periodic pension costs for the Pension SERP for 2007, 2006, and 2005 include the components as shown below:

For the Years Ended December 31,	2007	2006	2005
Components of net periodic pension cost:			
Service cost	\$0	\$0	\$0
Interest cost	123,361	119,588	119,658
Amortization of:			
Actuarial loss	51,734	57,039	49,319
Net periodic pension cost	\$175,095	\$176,627	\$168,977
Assumptions:			
Discount rate	5.50%	5.25%	5.50%

Other Postretirement Benefits

The Company sponsors a defined benefit postretirement health care and life insurance plan that covers substantially all employees. The following schedule sets forth the status of the postretirement health care and life insurance plan:

At December 31,	2007	2006	2005
Change in benefit obligation:			
Benefit obligation — beginning of year	\$1,763,108	\$1,534,684	\$1,599,280
Retirees	56,123	264,470	(59,152)
Fully-eligible active employees	21,012	(114,082)	(31,761)
Other active	(84,679)	78,036	26,317
Benefit obligation — end of year	\$1,755,564	\$1,763,108	\$1,534,684
Change in plan assets:			
Fair value of plan assets — beginning of year	-	-	-
Employer contributions	243,660	300,360	89,238
Plan participant's contributions	100,863	94,914	72,866
Benefits paid	(344,523)	(395,274)	(162,104)
Fair value of plan assets — end of year	-	-	-
Funded status	(\$1,755,564)	(\$1,763,108)	(\$1,534,684)
Unrecognized transition obligation	-	-	22,282
Unrecognized net actuarial loss	-	-	751,450
Net amount accrued ⁽¹⁾	(\$1,755,564)	(\$1,763,108)	(\$760,952)
Assumptions:			
Discount rate	5.50%	5.50%	5.25%

(1) After the adoption of SFAS 158 on December 31, 2006, these amounts are recorded and this reconciliation is no longer required.

Net periodic postretirement costs for 2007, 2006 and 2005 include the following components:

For the Years Ended December 31,	2007	2006	2005
Components of net periodic postretirement cost:			
Service cost	\$6,203	\$9,194	\$6,257
Interest cost	101,776	93,924	77,872
Amortization of:			
Transition obligation	-	22,282	27,859
Actuarial loss	166,423	144,694	88,291
Net periodic postretirement cost	\$274,402	\$270,094	\$200,279

The health care inflation rate for 2007 to calculate the benefit obligation is assumed to be 5.5 percent for medical and seven percent for prescription drugs. These rates are projected to decrease to ultimate rates of five and six percent, respectively, by the year 2009. A one percentage point increase in the health care inflation rate from the assumed rate would increase the accumulated postretirement benefit obligation by approximately \$242,000 as of January 1, 2008, and would increase the aggregate of the service cost and interest cost components of the net periodic postretirement benefit cost for 2008 by approximately \$15,000. A one percentage point decrease in the health care inflation rate from the assumed rate would decrease the accumulated postretirement benefit obligation by approximately \$200,000 as of January 1, 2008, and would decrease the aggregate of the service cost and interest cost components of the net periodic postretirement benefit cost for 2008 by approximately \$12,000. The measurement dates were December 31, 2007 and 2006.

Notes to the Consolidated Financial Statements

Estimated Future Benefit Payments

The schedule below shows the estimated future benefit payments for each of the years 2008 through 2012 and the aggregate of the next five years for each of the plans previously described.

	Defined Benefit Pension Plan ⁽¹⁾	Executive Excess Defined Benefit Pension Plan ⁽²⁾	Other Post- Retirement Benefits ⁽²⁾
2008	\$734,940	\$87,959	\$196,449
2009	1,363,074	86,586	199,250
2010	921,490	85,081	208,938
2011	437,213	83,444	195,679
2012	1,332,896	113,415	204,524
Years 2013 through 2017	3,755,455	835,415	1,081,460

⁽¹⁾ The pension plan is funded; therefore, benefit payments are expected to be paid out of the plan assets.

⁽²⁾ Benefit payments are expected to be paid out of the general funds of the Company.

Retirement Savings Plan

The Company sponsors a 401(k) Retirement Savings Plan, which provides participants a mechanism for making contributions for retirement savings. Each participant may make pre-tax contributions of up to 15 percent of eligible base compensation, subject to Internal Revenue Service limitations. These participants were eligible for the enhanced matching described below, effective January 1, 2005.

Effective January 1, 1999, the Company began offering an enhanced 401(k) Plan to all new employees, as well as existing employees who elected to no longer participate in the Defined Pension Plan. The Company makes matching contributions of up to six percent of each employee's pre-tax compensation for the year, except for the employees of our Advanced Information Services segment. The match is between 100 percent and 200 percent of the employee's contribution, based on the employee's age and years of service. The first 100 percent is matched with Chesapeake common stock. The remaining match is invested in the Company's 401(k) Plan according to each employee's election options.

Effective July 1, 2006, the Company's contribution made on behalf of Advanced Information Services segment employees, is a 50 percent matching contribution, up to six percent of the employee's annual compensation. The matching contribution is funded in Chesapeake common stock. The Plan was also amended at the same time to enable it to receive discretionary profit-sharing contributions in the form of employee pre-tax deferrals. The extent to which the Advanced Information Services segment has any dollars available for profit-sharing is dependent upon the extent to which actual earnings exceed budgeted earnings. Any profit-sharing dollars made available to employees can be deferred into the Plan and/or paid out in the form of a bonus.

On December 1, 2001, the Company converted the 401(k) fund holding Chesapeake stock to an Employee Stock Ownership Plan ("ESOP").

Effective January 1, 1999, the Company began offering a non-qualified supplemental employee retirement savings plan ("401(k) SERP") open to Company executives over a specific income threshold. Participants receive cash only matching contribution percentage equivalent to their 401(k) match level. All contributions and matched funds can be invested among the twenty-one mutual funds available for investment. These same funds are available for investment of employee contributions within the Retirement Savings Plan. All obligations arising under the 401(k) SERP are payable from the general assets of Chesapeake, although Chesapeake has established a Rabbi Trust to help pay benefits under the 401(k) SERP. As discussed further in Note E – "Investments," to the Consolidated Financial Statements, the assets held in the Rabbi Trust had a fair value of \$1.9 million and \$2.0 million at December 31, 2007 and 2006, respectively. The assets of the Rabbi Trust are at all times subject to the claims of Chesapeake's general creditors.

The Company's contributions to the 401(k) plans totaled \$1.48 million, \$1.61 million, and \$1.68 million for the years ended December 31, 2007, 2006, and 2005, respectively. As of December 31, 2007, there are 47,916 shares reserved to fund future contributions to the Retirement Savings Plan.

Deferred Compensation Plan

On December 7, 2006, the Board of Directors approved the Chesapeake Utilities Corporation Deferred Compensation Plan ("Deferred Compensation Plan"), as amended, effective January 1, 2007. The Deferred Compensation Plan is a non-qualified, deferred compensation arrangement under which certain executives and members of the Board of Directors are able to defer payment of part or all of certain specified types of compensation, including executive cash bonuses, executive performance shares, and directors' fees. At December 31, 2007, the Deferred Compensation Plan consists solely of shares of common stock related to the deferral of executive performance shares and directors' stock retainers.

Participants in the Deferred Compensation Plan are able to elect the payment of benefits to begin on a specified future date after the election is made in the form of a lump sum or annual installments. Deferrals of executive cash bonuses and directors' cash retainers and fees shall be paid in cash. All deferrals of executive performance shares and directors' stock retainers shall be paid in shares of the Company's common stock, except that cash shall be paid in lieu of fractional shares.

The Company established a Rabbi Trust in connection with the Deferred Compensation Plan. The value of the Company's stock held in the Rabbi Trust is classified within the stockholders' equity section of the Balance Sheet and has been accounted for in a manner similar to treasury stock. The amounts recorded under the Deferred Compensation Plan totaled \$1.4 million and \$1.1 million at December 31, 2007 and 2006, respectively.

L. SHARE-BASED COMPENSATION PLANS

The Company accounts for its share-based compensation arrangements under SFAS No. 123 (revised 2004), "Share Based Payments" ("SFAS 123R"), which requires companies to record compensation costs for all share-based awards over the respective service period for employee services received in exchange for an award of equity or equity-based compensation. The compensation cost is based on the fair value of the grant on the date it was awarded. The Company currently has two share-based compensation plans, the Directors Stock Compensation Plan ("DSCP") and the Performance Incentive Plan ("PIP"), that require accounting under SFAS 123R.

Notes to the Consolidated Financial Statements

The table below presents the amounts included in net income, after tax, related to share-based compensation expense, for the restricted stock awards issued under the DSCP and the PIP.

For the year ended December 31,	2007	2006	2005
Directors Stock Compensation Plan	\$ 110,360	\$ 100,860	\$ 83,980
Performance Incentive Plan	493,510	332,110	439,580
Amounts included in net income, after tax	\$ 603,870	\$ 432,970	\$ 523,560

Stock Options

The Company did not have any stock options outstanding at December 31, 2007 or December 31, 2006, nor were any stock options issued during 2007 and 2006.

Directors Stock Compensation Plan

Under the DSCP, each non-employee director of the Company received in 2007 an annual retainer of 600 shares of common stock and an additional 150 shares of common stock for services as a committee chairman. Shares issued under the DSCP are fully vested as of the date of the grant. The Company records a prepaid expense as of the date of the grant equal to the fair value of the shares issued and amortizes the expense equally over a service period of one year.

A summary of restricted stock activity under the DSCP for the three years of 2007, 2006, and 2005 is presented below:

	Number of Restricted Shares	Weighted Average Grant Date Fair Value
Outstanding — December 31, 2004	-	
Issued — May 5, 2005	5,850	\$24.68
Vested	5,850	
Outstanding — December 31, 2005	-	
Issued — May 2, 2006	5,850	\$30.02
Vested	5,850	
Outstanding — December 31, 2006	-	
Issued — May 2, 2007	5,850	\$31.38
Vested	5,850	
Outstanding — December 31, 2007	-	

Compensation expense related to DSCP awards recorded by the Company for the years 2007, 2006, and 2005 is presented in the following table:

For the year ended December 31,	2007	2006	2005
Compensation expense for DSCP	\$ 180,920	\$ 165,340	\$ 137,670

As of December 31, 2007, there were 57,450 shares reserved for issuance under the terms of the Company's DSCP.

Performance Incentive Plan ("PIP")

The Company's Compensation Committee of the Board of Directors is authorized to grant key employees of the Company the right to receive awards of shares of the Company's common stock, contingent upon the achievement of established performance goals. These awards are subject to certain post-vesting transfer restrictions. The shares granted under the PIP are fully vested, and the fair value of each share is equal to the market price of the Company's common stock on the date of grant.

A summary of restricted stock activity under the PIP for the three years of 2007, 2006, and 2005 is presented below:

	Number of Restricted Shares	Weighted Average Grant Date Fair Value
Outstanding — December 31, 2004	-	
Issued — February 24, 2005	10,130	\$27.00
Vested	10,130	
Outstanding — December 31, 2005	-	
Issued — February 23, 2006	23,666	\$30.40
Vested	23,666	
Outstanding — December 31, 2006	-	
Issued — March 1, 2007	10,124	\$30.89
Vested	10,124	
Outstanding — December 31, 2007	-	

Compensation expense related to the PIP recorded by the Company during the three years of 2007, 2006, and 2005 is presented in the following table:

For the year ended December 31,	2007	2006	2005
Compensation expense for PIP	\$ 809,030	\$ 544,450	\$ 720,630

As of December 31, 2007, there were 389,876 shares reserved for issuance under the terms of the Company's PIP.

M. ENVIRONMENTAL COMMITMENTS AND CONTINGENCIES

Chesapeake is subject to federal, state and local laws and regulations governing environmental quality and pollution control. These laws and regulations require the Company to remove or remedy the effect on the environment of the disposal or release of specified substances at current and former operating sites.

In 2004, Chesapeake received a Certificate of Completion for the remedial work performed at a former manufactured gas plant site located in Dover, Delaware. Chesapeake is also currently participating in the investigation, assessment or remediation of two additional former manufactured gas plant sites located in Maryland and Florida. The Company has accrued liabilities for the three sites referred to, respectively, as the Dover Gas Light, Salisbury Town Gas Light and the Winter Haven Coal Gas sites. The Company has been in discussions with the Maryland Department of the Environment ("MDE") regarding a fourth former manufactured gas plant site located in Cambridge, Maryland. The following discussion provides details of each site.

Dover Gas Light Site

The Dover Gas Light site is a former manufactured gas plant site located in Dover, Delaware. On January 15, 2004, the Company received a Certificate of Completion of Work from the United States Environmental Protection Agency ("EPA") regarding this site. This concluded Chesapeake's remedial action obligation related to this site and relieves Chesapeake from liability for future remediation at the site, unless previously unknown conditions are discovered at the site, or information previously unknown to the EPA is received that indicates the remedial action that has been taken is not sufficiently protective. These contingencies are standard and are required by the EPA in all liability settlements.

The Company has reviewed its remediation costs incurred to date for the Dover Gas Light site and has concluded that all costs incurred have been paid. The Company does not expect any future environmental expenditure for this site. Through December 31, 2007, the Company has incurred approximately \$9.67 million in costs related to environmental testing and remedial action studies at the site. Approximately \$9.96 million has been recovered through December 2007 from other parties or through rates. As of December 31, 2007, a regulatory liability of approximately \$294,500, representing the over-recovery portion of the clean-up costs, has been recorded. The over-recovery is temporary and will be refunded by the Company to customers in future rates.

Notes to the Consolidated Financial Statements

Salisbury Town Gas Light Site

In cooperation with the MDE, the Company has completed remediation of the Salisbury Town Gas Light site, located in Salisbury, Maryland, where it was determined that a former manufactured gas plant had caused localized ground-water contamination. During 1996, the Company completed construction and began Air Sparging and Soil-Vapor Extraction ("AS/SVE") remediation procedures. Chesapeake has been reporting the remediation and monitoring results to the MDE on an ongoing basis since 1996. In February 2002, the MDE granted permission to decommission permanently the AS/SVE system and to discontinue all on-site and off-site well monitoring, except for one well that is being maintained for continued product monitoring and recovery. Chesapeake has requested a No Further Action determination and is awaiting such a determination from the MDE.

Through December 31, 2007, the Company has incurred approximately \$2.9 million for remedial actions and environmental studies at the Salisbury Town Gas Light site. Of this amount, approximately \$1.88 million has been recovered through insurance proceeds or in rates. On September 26, 2006, the Company received approval from the Maryland Public Service Commission to recover, through its rates charged to customers, the remaining \$1.02 million of the incurred environmental remediation costs.

Winter Haven Coal Gas Site

The Winter Haven Coal Gas site is located in Winter Haven, Florida. Chesapeake has been working with the Florida Department of Environmental Protection ("FDEP") in assessing this coal gas site. In May 1996, the Company filed with the FDEP an AS/SVE Pilot Study Work Plan (the "Work Plan") for the Winter Haven Coal Gas site. After discussions with the FDEP, the Company filed a modified Work Plan, which contained a description of the scope of work to complete the site assessment activities and a report describing a limited sediment investigation performed in 1997. In December 1998, the FDEP approved the modified Work Plan, which the Company completed during the third quarter of 1999. In February 2001, the Company filed a Remedial Action Plan ("RAP") with the FDEP to address the contamination of the subsurface soil and ground-water in a portion of the site. The FDEP approved the RAP on May 4, 2001. Construction of the AS/SVE system was completed in the fourth quarter of 2002, and the system remains fully operational.

In the third quarter of 2007, the Company performed an updated environmental review of this site, including a review of any potential liabilities related to the investigation and remediation actions. Based on this review, the Company increased its liability by approximately \$700,000 for the updated estimate of costs to remediate this site. Through December 31, 2007, the Company has incurred approximately \$1.8 million of environmental costs associated with this site. At December 31, 2007, the Company had accrued a liability of \$835,000 related to this site, offsetting (a) \$15,000 collected through rates in excess of costs incurred and (b) a regulatory asset of approximately \$851,000, representing the uncollected portion of the estimated clean-up costs. The Company expects to recover the remaining clean-up costs through rates.

The FDEP has indicated that the Company may be required to remediate sediments along the shoreline of Lake Shipp, immediately west of the Winter Haven Coal Gas site. Based on studies performed to date, the Company objects to the FDEP's suggestion that the sediments have been contaminated and will require remediation. The Company's early estimates indicate that some of the corrective measures discussed by the FDEP may cost as much as \$1 million. Given the Company's view as to the absence of ecological effects, the Company believes that cost expenditures of this magnitude are unwarranted and plans to oppose any requirement that it undertake corrective measures in the offshore sediments. Chesapeake anticipates that it will be several years before this issue is resolved. At this time, the Company has not recorded a liability for sediment remediation. The outcome of this matter cannot be predicted at this time.

Other

The Company is in discussions with the MDE regarding a manufactured gas plant site located in Cambridge, Maryland. The outcome of this matter cannot be determined at this time; therefore, the Company has not recorded an environmental liability for this location.

N. OTHER COMMITMENTS AND CONTINGENCIES

Natural Gas and Propane Supply

The Company's natural gas and propane distribution operations have entered into contractual commitments to purchase gas from various suppliers. The contracts have various expiration dates. In April 2007, the Company renewed its contract with an energy marketing and risk management company to manage a portion of the Company's natural gas transportation and storage capacity. This new contract expires on March 31, 2008. PESCO is currently in the process of obtaining and reviewing supply proposals from suppliers and anticipates executing agreements prior to the existing contracts.

Corporate Guarantees

The Company has issued corporate guarantees to certain vendors of its propane wholesale marketing subsidiary and its Florida natural gas supply management subsidiary. These corporate guarantees provide for the payment of propane and natural gas purchases in the event of either subsidiary's default. The liabilities for these purchases are recorded in the Consolidated Financial Statements when incurred. The aggregate amount guaranteed at December 31, 2007 totaled \$24.2 million, with the guarantees expiring on various dates in 2008. No guarantees were recorded by the Company in 2007.

In addition to the corporate guarantees, the Company has issued a letter of credit to its primary insurance company for \$775,000, which expires on May 31, 2008. The letter of credit is provided as security to satisfy the deductibles under the Company's various insurance policies. There have been no draws on this letter of credit as of December 31, 2007.

Internal Revenue Service Audit

In November 2007, the Company was notified by the Internal Revenue Service ("IRS") that its consolidated federal income tax return for the year ended December 31, 2005 has been selected for examination. The IRS audit is ongoing and is expected to be completed in the second quarter of 2008. The outcome of this audit cannot be determined at this time; therefore, the Company has not recorded any reserves for potential assessments that may result from the examination.

Other

The Company is involved in certain legal actions and claims arising in the normal course of business. The Company is also involved in certain legal and administrative proceedings before various governmental agencies concerning rates. In the opinion of management, the ultimate disposition of these proceedings will not have a material effect on the consolidated financial position, results of operations or cash flows of the Company.

Notes to the Consolidated Financial Statements

O. QUARTERLY FINANCIAL DATA (UNAUDITED)

In the opinion of the Company, the quarterly financial information shown below includes all adjustments necessary for a fair presentation of the operations for such periods and to disclose OnSight as a discontinued operation. The quarterly information shown has been adjusted to reflect the reclassification of OnSight's operations for all periods presented. Due to the seasonal nature of the Company's business, there are substantial variations in operations reported on a quarterly basis.

For the Quarters Ended	March 31	June 30	September 30	December 31
2007				
Operating Revenue	\$93,526,891	\$52,501,920	\$41,418,718	\$70,838,968
Operating Income	\$14,613,572	\$3,698,066	\$985,634	\$8,816,310
Net Income (Loss)	\$7,991,088	\$1,481,791	(\$355,898)	\$4,080,730
Earnings per share:				
Basic	\$1.19	\$0.22	(\$0.05)	\$0.60
Diluted	\$1.18	\$0.22	(\$0.05)	\$0.60
2006				
Operating Revenue	\$90,950,160	\$44,303,239	\$35,141,531	\$60,804,636
Operating Income	\$11,535,195	\$3,303,448	\$322,672	\$8,170,621
Net Income (Loss)	\$6,096,416	\$1,132,509	(\$656,579)	\$3,934,179
Earnings per share:				
Basic	\$1.03	\$0.19	(\$0.11)	\$0.63
Diluted	\$1.01	\$0.19	(\$0.11)	\$0.62

ITEM 9. CHANGES IN AND DISAGREEMENTS WITH ACCOUNTANTS ON ACCOUNTING AND FINANCIAL DISCLOSURE.

On March 20, 2007, the Audit Committee of the Board of Directors of Chesapeake Utilities Corporation (the "Company") dismissed PricewaterhouseCoopers LLP ("PwC") as the Company's independent registered public accounting firm.

The reports of PwC on the consolidated financial statements of the Company for the years ended December 31, 2006 and 2005 did not contain an adverse opinion or a disclaimer of opinion, nor were they qualified or modified as to uncertainty, audit scope, or accounting principle.

During the years ended December 31, 2006 and 2005 and through March 20, 2007, there have been no (a) disagreements, as described under Item 304(a)(1)(iv) of Regulation S-K, with PwC on any matter of accounting principles or practices, financial statement disclosure, or auditing scope or procedure, which disagreements, if not resolved to the satisfaction of PwC, would have caused PwC to make reference thereto in their reports on the Company's consolidated financial statements for such years, or (b) reportable events, as described under Item 304(a)(1)(v) of Regulation S-K.

The Company engaged Beard Miller Company LLP as its new independent registered public accounting firm. During the years ended December 31, 2006 and 2005 and through March 20, 2007, the Company had not consulted with Beard Miller Company LLP on any matters or events described in Item 304(a)(2) (i) and (ii) of Regulation S-K.

ITEM 9A. CONTROLS AND PROCEDURES.

Evaluation of Disclosure Controls and Procedures

The Chief Executive Officer and Chief Financial Officer of the Company, with the participation of other Company officials, have evaluated the Company's "disclosure controls and procedures" (as such term is defined under Rule 13a-15(e) and 15d-15(e) promulgated under the Securities Exchange Act of 1934, as amended) as of December 31, 2007. Based upon their evaluation, the Chief Executive Officer and Chief Financial Officer concluded that the Company's disclosure controls and procedures were effective as of December 31, 2007.

Changes in Internal Controls

There has been no change in internal control over financial reporting (as such term is defined in Exchange Act Rule 13a-15(f)) that occurred during the quarter ended December 31, 2007, that materially affected, or is reasonably likely to materially affect, internal control over financial reporting.

CEO and CFO Certifications

The Company's Chief Executive Officer as well as the Senior Vice President and Chief Financial Officer have filed with the Securities and Exchange Commission the certifications required by Section 302 of the Sarbanes-Oxley Act of 2002 as Exhibits 31.1 and 31.2 to the Company's Annual Report on Form 10-K for the fiscal year ended December 31, 2007. In addition, on May 27, 2007, the Company's CEO certified to the New York Stock Exchange that he was not aware of any violation by the Company of the NYSE corporate governance listing standards.

Management's Report on Internal Control Over Financial Reporting

The report of management required under this Item 9A is contained in Item 8 of this Form 10-K under the caption "Management's Report on Internal Control over Financial Reporting."

Our independent auditors, Beard Miller Company LLP, have audited and issued their report on effectiveness of the Company's internal control over financial reporting. That report appears below.

REPORT OF INDEPENDENT REGISTERED PUBLIC ACCOUNTING FIRM

To the Board of Directors and
Stockholders of Chesapeake Utilities Corporation

We have audited Chesapeake Utilities Corporation's internal control over financial reporting as of December 31, 2007, based on criteria established in *Internal Control—Integrated Framework* issued by the Committee of Sponsoring Organizations of the Treadway Commission (COSO). Chesapeake Utilities Corporation's management is responsible for maintaining effective internal control over financial reporting and for its assessment of the effectiveness of internal control over financial reporting included in the accompanying Management's Report on Internal Control Over Financial Reporting appearing under Item 8. Our responsibility is to express an opinion on the company's internal control over financial reporting based on our audit.

We conducted our audit in accordance with the standards of the Public Company Accounting Oversight Board (United States). Those standards require that we plan and perform the audit to obtain reasonable assurance about whether effective internal control over financial reporting was maintained in all material respects. Our audit of internal control over financial reporting included obtaining an understanding of internal control over financial reporting, assessing the risk that a material weakness exists, and testing and evaluating the design and operating effectiveness of internal control based on the assessed risk. Our audit also included performing such other procedures as we considered necessary in the circumstances. We believe that our audit provides a reasonable basis for our opinion.

A company's internal control over financial reporting is a process designed to provide reasonable assurance regarding the reliability of financial reporting and the preparation of financial statements for external purposes in accordance with generally accepted accounting principles. A company's internal control over financial reporting includes those policies and procedures that (1) pertain to the maintenance of records that, in reasonable detail, accurately and fairly reflect the transactions and dispositions of the assets of the company; (2) provide reasonable assurance that transactions are recorded as necessary to permit preparation of financial statements in accordance with generally accepted accounting principles, and that receipts and expenditures of the company are being made only in accordance with authorizations of management and directors of the company; and (3) provide reasonable assurance regarding prevention or timely detection of unauthorized acquisition, use, or disposition of the company's assets that could have a material effect on the financial statements.

Because of its inherent limitations, internal control over financial reporting may not prevent or detect misstatements. Also, projections of any evaluation of effectiveness to future periods are subject to the risk that controls may become inadequate because of changes in conditions, or that the degree of compliance with the policies or procedures may deteriorate.

In our opinion, Chesapeake Utilities Corporation maintained, in all material respects, effective internal control over financial reporting as of December 31, 2007, based on criteria established in *Internal Control—Integrated Framework* issued by the Committee of Sponsoring Organizations of the Treadway Commission (COSO).

We have also audited, in accordance with the standards of the Public Company Accounting Oversight Board (United States), the consolidated balance sheet of Chesapeake Utilities Corporation as of December 31, 2007, and the related consolidated statements of income, stockholders' equity, comprehensive income, cash flows and income taxes for the year then ended, and our report dated March 10, 2008 expressed an unqualified opinion.

/s/ BEARD MILLER COMPANY LLP

Beard Miller Company LLP
Reading, Pennsylvania
March 10, 2008

ITEM 9B. OTHER INFORMATION.

None

PART III

ITEM 10. DIRECTORS, EXECUTIVE OFFICERS OF THE REGISTRANT AND CORPORATE GOVERNANCE.

The information required by this Item is incorporated herein by reference to the portions of the Proxy Statement, captioned "Proposal I – Election of Directors," "Information Regarding the Board of Directors and Nominees," "Corporate Governance Practices and Stockholder Communications – Nomination of Directors," "Committees of the Board – Audit Committee" and "Section 16(a) Beneficial Ownership Reporting Compliance" to be filed not later than March 31, 2008 in connection with the Company's Annual Meeting to be held on May 1, 2008.

The information required by this Item with respect to executive officers is, pursuant to instruction 3 of paragraph (b) of Item 401 of Regulation S-K, set forth in this report following Item 4, as Item 4A, under the caption "Executive Officers of the Company."

The Company has adopted a Code of Ethics for Financial Officers, which applies to its principal executive officer, principal financial officer, principal accounting officer or controller, or persons performing similar functions. The information set forth under Item 1 hereof concerning the Code of Ethics for Financial Officers is incorporated herein by reference.

ITEM 11. EXECUTIVE COMPENSATION.

The information required by this Item is incorporated herein by reference to the portion of the Proxy Statement captioned "Director Compensation," "Executive Compensation" and "Compensation Discussion and Analysis" in the Proxy Statement to be filed not later than March 31, 2008, in connection with the Company's Annual Meeting to be held on May 1, 2008.

ITEM 12. SECURITY OWNERSHIP OF CERTAIN BENEFICIAL OWNERS AND MANAGEMENT AND RELATED STOCKHOLDER MATTERS.

The information required by this Item is incorporated herein by reference to the portion of the Proxy Statement captioned "Beneficial Ownership of Chesapeake's Securities" to be filed not later than March 31, 2008 in connection with the Company's Annual Meeting to be held on May 1, 2008.

The following table sets forth information, as of December 31, 2007, with respect to compensation plans of Chesapeake and its subsidiaries, under which shares of Chesapeake common stock are authorized for issuance:

	(a)	(b)	(c)
	Number of securities to be issued upon exercise of outstanding options, warrants and rights	Weighted-average exercise price of outstanding options, warrants and rights	Number of securities remaining available for future issuance under equity compensation plans (excluding securities reflected in column (a))
Equity compensation plans approved by security holders	0 (1)		471,626 (2)
Equity compensation plans not approved by security holders	0 (3)		
Total	0		

(1) All options to purchase shares under the 1992 Performance Incentive Plan, as amended, were exercised as of 12/31/05.

(2) Includes 389,876 shares under the 2005 Performance Incentive Plan, 57,450 shares available under the 2005 Directors Stock Compensation Plan, and 24,300 shares available under the 2005 Employee Stock Awards Plan.

(3) All warrants were exercised in 2006.

ITEM 13. CERTAIN RELATIONSHIPS AND RELATED TRANSACTIONS, AND DIRECTOR INDEPENDENCE.

None

ITEM 14. PRINCIPAL ACCOUNTING FEES AND SERVICES.

The information required by this Item is incorporated herein by reference to the portion of the Proxy Statement captioned "Fees and Services of the Independent Public Accounting Firm" to be filed not later than March 31, 2008, in connection with the Company's Annual Meeting to be held on May 1, 2008.

PART IV

ITEM 15. EXHIBITS, FINANCIAL STATEMENT SCHEDULES.

(a) The following documents are filed as part of this report:

1. Financial Statements:

- Report of Independent Registered Public Accounting Firm;
- Consolidated Statements of Income for each of the three years ended December 31, 2007, 2006 and 2005;
- Consolidated Balance Sheets at December 31, 2007 and December 31, 2006;
- Consolidated Statements of Cash Flows for each of the three years ended December 31, 2007, 2006, and 2005;
- Consolidated Statements of Common Stockholders' Equity for each of the three years ended December 31, 2007, 2006, and 2005;
- Consolidated Statements of Comprehensive Income for each of the three years ended December 31, 2007, 2006, and 2005;
- Consolidated Statements of Income Taxes for each of the three years ended December 31, 2007, 2006, and 2005;
- Notes to the Consolidated Financial Statements.

2. Financial Statement Schedule:

- Report of Independent Registered Public Accounting Firm; and
- Schedule II - Valuation and Qualifying Accounts.

All other schedules are omitted, because they are not required, are inapplicable or the information is otherwise shown in the financial statements or notes thereto.

3. Exhibits

- Exhibit 1.1 Underwriting Agreement entered into by Chesapeake Utilities Corporation and Robert W. Baird & Co. Incorporated and A.G. Edwards & Sons, Inc., on November 15, 2007, relating to the sale and issuance of 600,300 shares of the Company's common stock, is incorporated herein by reference to Exhibit 1.1 of The Company's Current Report on Form 8-K, filed November 16, 2007, File No. 001-11590.
- Exhibit 3.1 Restated Certificate of Incorporation of Chesapeake Utilities Corporation is incorporated herein by reference to Exhibit 3.1 of the Company's Quarterly Report on Form 10-Q for the period ended June 30, 1998, File No. 001-11590.
- Exhibit 3.2 Amended and Restated Bylaws of Chesapeake Utilities Corporation, effective December 12, 2007, is filed herewith.
- Exhibit 4.1 Form of Indenture between the Company and Boatmen's Trust Company, Trustee, with respect to the 8 1/4% Convertible Debentures is incorporated herein by reference to Exhibit 4.2 of the Company's Registration Statement on Form S-2, Reg. No. 33-26582, filed on January 13, 1989.
- Exhibit 4.2 Note Agreement dated February 9, 1993, by and between the Company and Massachusetts Mutual Life Insurance Company and MML Pension Insurance Company, with respect to \$10 million of 7.97% Unsecured Senior Notes due February 1, 2008, is incorporated herein by reference to Exhibit 4 to the Company's Annual Report on Form 10-K for the year ended December 31, 1992, File No. 0-593.

- Exhibit 4.3 Note Purchase Agreement, entered into by the Company on October 2, 1995, pursuant to which the Company privately placed \$10 million of its 6.91% Senior Notes, due in 2010, is not being filed herewith, in accordance with Item 601(b)(4)(iii) of Regulation S-K. The Company hereby agrees to furnish a copy of that agreement to the SEC upon request.
- Exhibit 4.4 Note Purchase Agreement, entered into by the Company on December 15, 1997, pursuant to which the Company privately placed \$10 million of its 6.85% Senior Notes due in 2012, is not being filed herewith, in accordance with Item 601(b)(4)(iii) of Regulation S-K. The Company hereby agrees to furnish a copy of that agreement to the SEC upon request.
- Exhibit 4.5 Note Purchase Agreement entered into by the Company on December 27, 2000, pursuant to which the Company privately placed \$20 million of its 7.83% Senior Notes, due in 2015, is not being filed herewith, in accordance with Item 601(b)(4)(iii) of Regulation S-K. The Company hereby agrees to furnish a copy of that agreement to the SEC upon request.
- Exhibit 4.6 Note Agreement entered into by the Company on October 31, 2002, pursuant to which the Company privately placed \$30 million of its 6.64% Senior Notes, due in 2017, is incorporated herein by reference to Exhibit 2 of the Company's Current Report on Form 8-K, filed November 6, 2002, File No. 001-11590.
- Exhibit 4.7 Note Agreement entered into by the Company on October 18, 2005, pursuant to which the Company, on October 12, 2006, privately placed \$20 million of its 5.5% Senior Notes, due in 2020, with Prudential Investment Management, Inc., is incorporated herein by reference to Exhibit 4.1 of the Company's Annual Report on Form 10-K for the year ended December 31, 2005, File No. 001-11590.
- Exhibit 4.8 Form of Senior Debt Trust Indenture between Chesapeake Utilities Corporation and the trustee for the debt securities is incorporated herein by reference to Exhibit 4.3.1 of the Company's Registration Statement on Form S-3A, Reg. No. 333-135602, dated November 6, 2006.
- Exhibit 4.9 Form of Subordinated Debt Trust Indenture between Chesapeake Utilities Corporation and the trustee for the debt securities is incorporated herein by reference to Exhibit 4.3.2 of the Company's Registration Statement on Form S-3A, Reg. No. 333-135602, dated November 6, 2006.
- Exhibit 4.10 Form of debt securities is incorporated herein by reference to Exhibit 4.4 of the Company's Registration Statement on Form S-3A, Reg. No. 333-135602, dated November 6, 2006.
- Exhibit 10.1* Chesapeake Utilities Corporation Cash Bonus Incentive Plan, dated January 1, 2005, is incorporated herein by reference to Exhibit 10.3 of the Company's Annual Report on Form 10-K for the year ended December 31, 2004, File No. 001-11590.
- Exhibit 10.2* Chesapeake Utilities Corporation Directors Stock Compensation Plan, adopted in 2005, is incorporated herein by reference to the Company's Proxy Statement dated March 28, 2005, in connection with the Company's Annual Meeting held on May 5, 2005, File No. 001-11590.
- Exhibit 10.3* Chesapeake Utilities Corporation Employee Stock Award Plan, adopted in 2005, is incorporated herein by reference to the Company's Proxy Statement dated March 28, 2005, in connection with the Company's Annual Meeting held on May 5, 2005, File No. 001-11590.
- Exhibit 10.4* Chesapeake Utilities Corporation Performance Incentive Plan, adopted in 2005, is incorporated herein by reference to the Company's Proxy Statement dated March 28, 2005, in connection with the Company's Annual Meeting held on May 5, 2005, File No. 001-11590.

- Exhibit 10.5* Deferred Compensation Program (amended and restated as of December 7, 2006) is incorporated herein by reference to Exhibit 10 of the Company's Current Report on Form 8-K, filed December 13, 2006, File No. 001-11590.
- Exhibit 10.6* Executive Employment Agreement dated December 29, 2006, by and between Chesapeake Utilities Corporation and S. Robert Zola, is incorporated herein by reference to Exhibit 10.7 of the Company's Annual Report on Form 10-K for the year ended December 31, 2006, File No. 001-11590.
- Exhibit 10.7* Executive Employment Agreement dated December 29, 2006, by and between Chesapeake Utilities Corporation and Stephen C. Thompson, is incorporated herein by reference to Exhibit 10.8 of the Company's Annual Report on Form 10-K for the year ended December 31, 2006, File No. 001-11590.
- Exhibit 10.8* Executive Employment Agreement dated December 29, 2006, by and between Chesapeake Utilities Corporation and Beth W. Cooper, is incorporated herein by reference to Exhibit 10.9 of the Company's Annual Report on Form 10-K for the year ended December 31, 2006, File No. 001-11590.
- Exhibit 10.9* Executive Employment Agreement dated December 29, 2006, by and between Chesapeake Utilities Corporation and Michael P. McMasters, is incorporated herein by reference to Exhibit 10.10 of the Company's Annual Report on Form 10-K for the year ended December 31, 2006, File No. 001-11590.
- Exhibit 10.10* Executive Employment Agreement dated December 29, 2006, by and between Chesapeake Utilities Corporation and John R. Schimkaitis, is incorporated herein by reference to Exhibit 10.11 of the Company's Annual Report on Form 10-K for the year ended December 31, 2006, File No. 001-11590.
- Exhibit 10.11* Performance Share Agreement dated January 23, 2008 for the period 2008 to 2009, pursuant to Chesapeake Utilities Corporation Performance Incentive Plan by and between Chesapeake Utilities Corporation and John R. Schimkaitis, filed herewith.
- Exhibit 10.12* Performance Share Agreement dated January 23, 2008 for the period 2008 to 2010, pursuant to Chesapeake Utilities Corporation Performance Incentive Plan by and between Chesapeake Utilities Corporation and John R. Schimkaitis, is filed herewith.
- Exhibit 10.13* Performance Share Agreement dated January 23, 2008 for the period 2008 to 2009, pursuant to Chesapeake Utilities Corporation Performance Incentive Plan by and between Chesapeake Utilities Corporation and Michael P. McMasters, is filed herewith.
- Exhibit 10.14* Performance Share Agreement dated January 23, 2008 for the period 2008 to 2010, pursuant to Chesapeake Utilities Corporation Performance Incentive Plan by and between Chesapeake Utilities Corporation and Michael P. McMasters, is filed herewith.
- Exhibit 10.15* Performance Share Agreement dated January 23, 2008 for the period 2008 to 2009, pursuant to Chesapeake Utilities Corporation Performance Incentive Plan by and between Chesapeake Utilities Corporation and Stephen C. Thompson, is filed herewith.
- Exhibit 10.16* Performance Share Agreement dated January 23, 2008 for the period 2008 to 2010, pursuant to Chesapeake Utilities Corporation Performance Incentive Plan by and between Chesapeake Utilities Corporation and Stephen C. Thompson, is filed herewith.
- Exhibit 10.17* Performance Share Agreement dated January 23, 2008 for the period 2008 to 2009, pursuant to Chesapeake Utilities Corporation Performance Incentive Plan by and between Chesapeake Utilities Corporation and Beth W. Cooper, is filed herewith.
- Exhibit 10.18* Performance Share Agreement dated January 23, 2008 for the period 2008 to 2010, pursuant to Chesapeake Utilities Corporation Performance Incentive Plan by and between Chesapeake Utilities Corporation and Beth W. Cooper, is filed herewith.

- Exhibit 10.19* Performance Share Agreement dated January 23, 2008 for the period 2008 to 2009, pursuant to Chesapeake Utilities Corporation Performance Incentive Plan by and between Chesapeake Utilities Corporation and S. Robert Zola, is filed herewith.
- Exhibit 10.20* Performance Share Agreement dated January 23, 2008 for the period 2008 to 2010, pursuant to Chesapeake Utilities Corporation Performance Incentive Plan by and between Chesapeake Utilities Corporation and S. Robert Zola, is filed herewith.
- Exhibit 12 Computation of Ratio of Earning to Fixed Charges is filed herewith.
- Exhibit 14.1 Code of Ethics for Financial Officers is incorporated herein by reference to Exhibit 14 of the Company's Annual Report on Form 10-K for the year ended December 31, 2006, File No. 001-11590.
- Exhibit 14.2 Business Code of Ethics and Conduct is filed herewith.
- Exhibit 16 Letter Regarding Change in Certifying Accountant is filed herewith.
- Exhibit 21 Subsidiaries of the Registrant is filed herewith.
- Exhibit 22 Published Report Regarding Matters Submitted to Vote of Security Holders is incorporated herein by reference to Part II, Item 4 of the Company's Quarterly Report on Form 10-Q for the period ended June 30, 2006, File No. 001-11590.
- Exhibit 23.1 Consent of Independent Registered Public Accounting Firm is filed herewith.
- Exhibit 23.2 Consent of Preceding Independent Registered Public Accounting Firm for years 2006 and 2005 is filed herewith.
- Exhibit 31.1 Certificate of Chief Executive Office of Chesapeake Utilities Corporation pursuant to Exchange Act Rule 13a-14(a), dated March 10, 2008, is filed herewith.
- Exhibit 31.2 Certificate of Chief Financial Officer of Chesapeake Utilities Corporation pursuant to Exchange Act Rule 13a-14(a), dated March 10, 2008, is filed herewith.
- Exhibit 32.1 Certificate of Chief Executive Office of Chesapeake Utilities Corporation pursuant to 18 U.S.C. Section 1350, dated March 10, 2008, is filed herewith.
- Exhibit 32.2 Certificate of Chief Financial Officer of Chesapeake Utilities Corporation pursuant to 18 U.S.C. Section 1350, dated March 10, 2008, is filed herewith.

* Management contract or compensatory plan or agreement.

SIGNATURES

Pursuant to the requirements of Section 13 or 15 (d) of the Securities Exchange Act of 1934, Chesapeake Utilities Corporation has duly caused this report to be signed on its behalf by the undersigned, thereunto duly authorized.

CHESAPEAKE UTILITIES CORPORATION

By: /s/ JOHN R. SCHIMKAITIS
John R. Schimkaitis
President and Chief Executive Officer

Date: March 10, 2008

Pursuant to the requirements of the Securities Exchange Act of 1934, this report has been signed below by the following persons on behalf of the registrant and in the capacities and on the dates indicated.

/s/ RALPH J. ADKINS
Ralph J. Adkins, Chairman of the Board
and Director
Date: February 20, 2008

/s/ MICHAEL P. MCMASTERS
Michael P. McMasters, Senior Vice President
and Chief Financial Officer
(Principal Financial and Accounting Officer)
Date: March 10, 2008

/s/ EUGENE H. BAYARD
Eugene H. Bayard, Director
Date: February 20, 2008

/s/ THOMAS P. HILL, JR.
Thomas P. Hill, Jr., Director
Date: February 20, 2008

/s/ J. PETER MARTIN
J. Peter Martin, Director
Date: February 20, 2008

/s/ CALVERT A. MORGAN, JR.
Calvert A. Morgan, Jr., Director
Date: February 20, 2008

/s/ JOHN R. SCHIMKAITIS
John R. Schimkaitis, President,
Chief Executive Officer and Director
Date: March 10, 2008

/s/ RICHARD BERNSTEIN
Richard Bernstein, Director
Date: February 20, 2008

/s/ THOMAS J. BRESNAN
Thomas J. Bresnan, Director
Date: March 10, 2008

/s/ WALTER J. COLEMAN
Walter J. Coleman, Director
Date: February 20, 2008

/s/ JOSEPH E. MOORE, ESQ.
Joseph E. Moore, Esq., Director
Date: February 20, 2008

REPORT OF INDEPENDENT REGISTERED PUBLIC ACCOUNTING FIRM

To the Board of Directors and
Stockholders of Chesapeake Utilities Corporation

The audit referred to in our report dated March 10, 2008 relating to the consolidated financial statements of Chesapeake Utilities Corporation as of December 31, 2007 and for the year then ended, which is contained in Item 8 of this Form 10-K also included the audit of the financial statement schedules listed in Item 15. These financial statement schedules are the responsibility of the Chesapeake Utilities Corporation's management. Our responsibility is to express an opinion on these financial statement schedules based on our audit.

In our opinion such financial statement schedules, when considered in relation to the basic consolidated financial statements taken as a whole, present fairly, in all material respects, the information set forth therein.

/s/ BEARD MILLER COMPANY LLP

Beard Miller Company LLP
Reading, Pennsylvania
March 10, 2008

Chesapeake Utilities Corporation and Subsidiaries
Schedule II
Valuation and Qualifying Accounts

For the Year Ended December 31,	Balance at Beginning of Year	Additions			Deductions ⁽²⁾	Balance at End of Year
		Charged to Income	Other Accounts ⁽¹⁾			
Reserve Deducted From Related Assets						
Reserve for Uncollectible Accounts						
2007	\$661,597	\$818,561	\$26,190	(\$554,273)	\$952,075	
2006	\$861,378	\$381,424	\$65,519	(\$646,724)	\$661,597	
2005	\$610,819	\$632,644	\$158,409	(\$540,494)	\$861,378	

⁽¹⁾ Recoveries.

⁽²⁾ Uncollectible accounts charged off.

Chesapeake Utilities Corporation
Ratio of Earnings to Fixed Charges

For the Years Ended December 31,	2007	2006	2005	2004	2003
Income from continuing operations	\$13,217,787	\$10,747,965	\$10,698,811	\$9,686,449	\$10,079,483
Add:					
Income taxes	8,597,461	6,999,072	6,472,220	5,771,333	6,032,445
Portion of rents representative of interest factor	245,399	226,583	278,846	309,446	351,445
Interest on indebtedness	6,539,004	5,721,912	5,076,666	5,145,243	5,527,601
Amortization of debt discount and expense	50,635	52,081	55,792	61,421	89,155
Earnings as adjusted	\$28,650,286	\$23,747,613	\$22,582,335	\$20,973,892	\$22,080,129
Fixed Charges					
Portion of rents representative of interest factor	\$245,399	\$226,583	\$278,846	\$309,446	\$351,445
Interest on indebtedness	6,539,004	5,721,912	5,076,666	5,145,243	5,527,601
Amortization of debt discount and expense	50,635	52,081	55,792	61,421	89,155
Fixed Charges	\$6,835,038	\$6,000,576	\$5,411,304	\$5,516,110	\$5,968,201
Ratio of Earnings to Fixed Charges	4.19	3.96	4.17	3.80	3.70

Chesapeake Utilities Corporation
Subsidiaries of the Registrant

<u>Subsidiaries</u>	<u>State Incorporated</u>
Eastern Shore Natural Gas Company	Delaware
Sharp Energy, Inc.	Delaware
Chesapeake Service Company	Delaware
Xeron, Inc.	Mississippi
Sam Shannahan Well Company, Inc.	Maryland
Sharp Water, Inc.	Delaware
Chesapeake OnSight Services LLC	Delaware
Peninsula Energy Services Company, Inc.	Delaware
Peninsula Pipeline Company, Inc.	Delaware

<u>Subsidiaries of Sharp Energy, Inc.</u>	<u>State Incorporated</u>
Sharpgas, Inc.	Delaware
Tri-County Gas Co., Incorporated	Maryland

<u>Subsidiaries of Chesapeake Service Company</u>	<u>State Incorporated</u>
Skipjack, Inc.	Delaware
BravePoint, Inc.	Georgia
Chesapeake Investment Company	Delaware
Eastern Shore Real Estate, Inc.	Delaware

<u>Subsidiaries of Sharp Water, Inc.</u>	<u>State Incorporated</u>
Sharp Water of Idaho, Inc.	Delaware
Sharp Water of Minnesota, Inc.	Delaware

CONSENT OF INDEPENDENT REGISTERED PUBLIC ACCOUNTING FIRM

Chesapeake Utilities Corporation

We hereby consent to the incorporation by reference in the Registration Statements on S-8 (Nos. 333-01175, 333-94159, 333-124646, 333-124694 and 333-124717) of our reports dated March 10, 2008, relating to the consolidated financial statements, the effectiveness of internal control over financial reporting, and financial statement schedules of Chesapeake Utilities Corporation appearing in the Company's Annual Report on Form 10-K for the year ended December 31, 2007.

/s/ BEARD MILLER COMPANY LLP

Beard Miller Company LLP

Reading, Pennsylvania

March 10, 2008

CONSENT OF INDEPENDENT REGISTERED PUBLIC ACCOUNTING FIRM

Chesapeake Utilities Corporation

We hereby consent to the incorporation by reference in the Registration Statements on Form S-3 (Nos. 333-63381 and 333-121524) and Form S-8 (Nos. 333-01175, 333-94159, 333-124646, 333-124694 and 333-124717) of Chesapeake Utilities Corporation of our report dated March 13, 2007 relating to the consolidated financial statements and financial statement schedule which appears in this Form 10-K.

PricewaterhouseCoopers LLP

PRICEWATERHOUSECOOPERS LLP
Boston, Massachusetts
March 10, 2008

**CERTIFICATE PURSUANT TO RULE 13A-14(A) AND 15D-14(A)
UNDER THE SECURITIES EXCHANGE ACT OF 1934, AS ADOPTED
PURSUANT TO SECTION 302 OF THE SARBANES-OXLEY ACT OF 2002**

I, John R. Schimkaitis, certify that:

I have reviewed this annual report on Form 10-K of Chesapeake Utilities Corporation;

Based on my knowledge, this report does not contain any untrue statement of a material fact or omit to state a material fact necessary to make the statements made, in light of the circumstances under which such statements were made, not misleading with respect to the period covered by this report;

Based on my knowledge, the financial statements, and other financial information included in this report, fairly present in all material respects the financial condition, results of operations and cash flows of the registrant as of, and for, the periods presented in this report;

The registrant's other certifying officer(s) and I are responsible for establishing and maintaining disclosure controls and procedures (as defined in Exchange Act Rules 13a-15(e) and 15d-15(e)) and internal control over financial reporting (as defined in Exchange Act Rules 13a-15(f) and 15d-15(f)) for the registrant and we have:

- a) designed such disclosure controls and procedures, or caused such disclosure controls and procedures to be designed under our supervision, to ensure that material information relating to the registrant, including its consolidated subsidiaries, is made known to us by others within those entities, particularly during the period in which this report is being prepared;
- b) designed such internal control over financial reporting, or caused such internal control over financial reporting to be designed under our supervision, to provide reasonable assurance regarding the reliability of financial reporting and the preparation of financial statements for external purposes in accordance with generally accepted accounting principles;
- c) evaluated the effectiveness of the registrant's disclosure controls and procedures and presented in this report our conclusions about the effectiveness of the disclosure controls and procedures, as of the end of the period covered by this report based on such evaluations; and
- d) disclosed in this report any change in the registrant's internal control over financial reporting that occurred during the registrant's most recent fiscal quarter (the registrant's fourth fiscal quarter in the case of an annual report) that has materially affected, or is reasonably likely to materially affect, the registrant's internal control over financial reporting; and

The registrant's other certifying officer(s) and I have disclosed, based on our most recent evaluation of internal control over financial reporting, to the registrant's auditors and the audit committee of the registrant's board of directors (or persons performing the equivalent functions):

- a) all significant deficiencies and material weaknesses in the design or operation of internal control over financial reporting which are reasonably likely to adversely affect the registrant's ability to record, process, summarize and report financial information; and
- b) any fraud, whether or not material, that involves management or other employees who have a significant role in the registrant's internal control over financial reporting.

Date: March 10, 2008

/s/ JOHN R. SCHIMKAITIS

John R. Schimkaitis

President and Chief Executive Officer

**CERTIFICATE PURSUANT TO RULE 13A-14(A) AND 15D-14(A)
UNDER THE SECURITIES EXCHANGE ACT OF 1934, AS ADOPTED
PURSUANT TO SECTION 302 OF THE SARBANES-OXLEY ACT OF 2002**

I, Michael P. McMasters, certify that:

I have reviewed this annual report on Form 10-K of Chesapeake Utilities Corporation;

Based on my knowledge, this report does not contain any untrue statement of a material fact or omit to state a material fact necessary to make the statements made, in light of the circumstances under which such statements were made, not misleading with respect to the period covered by this report;

Based on my knowledge, the financial statements, and other financial information included in this report, fairly present in all material respects the financial condition, results of operations and cash flows of the registrant as of, and for, the periods presented in this report;

The registrant's other certifying officer(s) and I are responsible for establishing and maintaining disclosure controls and procedures (as defined in Exchange Act Rules 13a-15(e) and 15d-15(e)) and internal control over financial reporting (as defined in Exchange Act Rules 13a-15(f) and 15d-15(f)) for the registrant and we have:

- a) designed such disclosure controls and procedures, or caused such disclosure controls and procedures to be designed under our supervision, to ensure that material information relating to the registrant, including its consolidated subsidiaries, is made known to us by others within those entities, particularly during the period in which this report is being prepared;
- b) designed such internal control over financial reporting, or caused such internal control over financial reporting to be designed under our supervision, to provide reasonable assurance regarding the reliability of financial reporting and the preparation of financial statements for external purposes in accordance with generally accepted accounting principles;
- c) evaluated the effectiveness of the registrant's disclosure controls and procedures and presented in this report our conclusions about the effectiveness of the disclosure controls and procedures, as of the end of the period covered by this report based on such evaluations; and
- d) disclosed in this report any change in the registrant's internal control over financial reporting that occurred during the registrant's most recent fiscal quarter (the registrant's fourth fiscal quarter in the case of an annual report) that has materially affected, or is reasonably likely to materially affect, the registrant's internal control over financial reporting; and

The registrant's other certifying officer(s) and I have disclosed, based on our most recent evaluation of internal control over financial reporting, to the registrant's auditors and the audit committee of the registrant's board of directors (or persons performing the equivalent functions):

- a) all significant deficiencies and material weaknesses in the design or operation of internal control over financial reporting which are reasonably likely to adversely affect the registrant's ability to record, process, summarize and report financial information; and
- b) any fraud, whether or not material, that involves management or other employees who have a significant role in the registrant's internal control over financial reporting.

Date: March 10, 2008

/s/ MICHAEL P. MCMASTERS

Michael P. McMasters

Senior Vice President and Chief Financial Officer

**CERTIFICATED OF CHIEF EXECUTIVE OFFICER
OF CHESAPEAKE UTILITIES CORPORATION
PURSUANT TO 18 U.S.C. SECTION 1350, AS ADOPTED
PURSUANT TO SECTION 906 OF THE SARBANES-OXLEY ACT OF 2002**

I, John R. Schimkaitis, President and Chief Executive Officer of Chesapeake Utilities Corporation, certify that, to the best of my knowledge, the Annual Report on Form 10-K of Chesapeake Utilities Corporation (“Chesapeake”) for the year ended December 31, 2007, filed with the Securities and Exchange Commission on the date hereof (i) fully complies with the requirements of section 13(a) or 15(d) of the Securities Exchange Act of 1934, as amended, and (ii) the information contained therein fairly presents, in all material respects, the financial condition and results of operations of Chesapeake.

/S/ JOHN R. SCHIMKAITIS

John R. Schimkaitis

March 10, 2008

A signed original of this written statement required by Section 906 of the Sarbanes-Oxley Act of 2002, or other document authenticating, acknowledging, or otherwise adopting the signature that appears in typed form within the electronic version of this written statement required by Section 906, has been provided to Chesapeake Utilities Corporation and will be retained by Chesapeake Utilities Corporation and furnished to the Securities and Exchange Commission or its staff upon request.

**CERTIFICATED OF CHIEF FINANCIAL OFFICER
OF CHESAPEAKE UTILITIES CORPORATION
PURSUANT TO 18 U.S.C. SECTION 1350, AS ADOPTED
PURSUANT TO SECTION 906 OF THE SARBANES-OXLEY ACT OF 2002**

I, Michael P. McMasters, Senior Vice President and Chief Financial Officer of Chesapeake Utilities Corporation, certify that, to the best of my knowledge, the Annual Report on Form 10-K of Chesapeake Utilities Corporation ("Chesapeake") for the year ended December 31, 2007, filed with the Securities and Exchange Commission on the date hereof (i) fully complies with the requirements of section 13(a) or 15(d) of the Securities Exchange Act of 1934, as amended, and (ii) the information contained therein fairly presents, in all material respects, the financial condition and results of operations of Chesapeake.

/s/ MICHAEL P. MCMASTERS
Michael P. McMasters
March 10, 2008

A signed original of this written statement required by Section 906 of the Sarbanes-Oxley Act of 2002, or other document authenticating, acknowledging, or otherwise adopting the signature that appears in typed form within the electronic version of this written statement required by Section 906, has been provided to Chesapeake Utilities Corporation and will be retained by Chesapeake Utilities Corporation and furnished to the Securities and Exchange Commission or its staff upon request.

*Upon written request,
Chesapeake will provide, free of
charge, a copy of any exhibit to
the 2007 Annual Report on
Form 10-K not included
in this document.*

UNITED STATES
SECURITIES AND EXCHANGE COMMISSION
WASHINGTON, D.C. 20549

FORM 10-Q

QUARTERLY REPORT PURSUANT TO SECTION 13 OR 15(d) OF THE SECURITIES EXCHANGE ACT OF 1934

For the quarterly period ended: June 30, 2008

OR

TRANSITION REPORT PURSUANT TO SECTION 13 OR 15(d) OF THE SECURITIES EXCHANGE ACT OF 1934

For the transition period from _____ to _____

Commission File Number: 001-11590

CHESAPEAKE UTILITIES CORPORATION
(Exact name of registrant as specified in its charter)

Delaware
(State or other jurisdiction of
incorporation or organization)

51-0064146
(I.R.S. Employer
Identification No.)

909 Silver Lake Boulevard, Dover, Delaware 19904
(Address of principal executive offices, including Zip Code)

(302) 734-6799
(Registrant's telephone number, including area code)

Indicate by check mark whether the registrant (1) has filed all reports required to be filed by Section 13 or 15 (d) of the Securities Exchange Act of 1934 during the preceding 12 months (or for such shorter period that the registrant was required to file such reports), and (2) has been subject to such filing requirements for the past 90 days. Yes No

Indicate by check mark whether the registrant is a large accelerated filer, an accelerated filer, a non-accelerated filer or a smaller reporting company filer. See definitions of "accelerated filer" and "large accelerated filer" and "smaller reporting company" in Rule 12b-2 of the Exchange Act. (Check one):

Large accelerated filer Accelerated filer Non-accelerated filer Smaller reporting company

Indicate by check mark whether the registrant is a shell company (as defined in Rule 12b-2 of the Exchange Act). Yes No

Common Stock, par value \$0.4867 —6,815,763 shares outstanding as of July 31, 2008.

Table of Contents

PART I — FINANCIAL INFORMATION	1
<i>ITEM 1. FINANCIAL STATEMENTS</i>	<i>1</i>
<i>ITEM 2. MANAGEMENT'S DISCUSSION AND ANALYSIS OF FINANCIAL CONDITION AND RESULTS OF OPERATIONS</i>	<i>22</i>
<i>ITEM 3. QUANTITATIVE AND QUALITATIVE DISCLOSURES ABOUT MARKET RISK</i>	<i>44</i>
<i>ITEM 4. CONTROLS AND PROCEDURES</i>	<i>45</i>
PART II — OTHER INFORMATION	46
<i>ITEM 1. LEGAL PROCEEDINGS</i>	<i>46</i>
<i>ITEM 1A. RISK FACTORS</i>	<i>46</i>
<i>ITEM 2. UNREGISTERED SALES OF EQUITY SECURITIES AND USE OF PROCEEDS</i>	<i>46</i>
<i>ITEM 3. DEFAULTS UPON SENIOR SECURITIES.....</i>	<i>46</i>
<i>ITEM 4. SUBMISSION OF MATTERS TO A VOTE OF SECURITY HOLDERS</i>	<i>46</i>
<i>ITEM 5. OTHER INFORMATION.....</i>	<i>47</i>
<i>ITEM 6. EXHIBITS.....</i>	<i>48</i>
SIGNATURES.....	49

This page intentionally left blank.

PART I — FINANCIAL INFORMATION

Item 1. Financial Statements

Chesapeake Utilities Corporation and Subsidiaries

Condensed Consolidated Statements of Income (Unaudited)

For the Three Months Ended June 30,	2008	2007
Operating Revenues	\$ 69,056,959	\$ 52,501,920
Operating Expenses		
Cost of sales, excluding costs below	48,539,716	34,228,323
Operations	10,742,546	10,310,904
Terminated acquisition costs	1,239,628	-
Maintenance	503,223	564,856
Depreciation and amortization	2,225,344	2,367,523
Other taxes	1,477,063	1,332,249
Total operating expenses	64,727,520	48,803,855
Operating Income	4,329,439	3,698,065
Other income, net of other expenses	63,507	234,194
Interest charges	1,388,735	1,594,701
Income Before Income Taxes	3,004,211	2,337,558
Income taxes	1,185,287	849,877
Income from Continuing Operations	1,818,924	1,487,681
Loss from discontinued operations, net of tax benefit of \$0 and \$4,115	-	(5,891)
Net Income	\$ 1,818,924	\$ 1,481,790
Weighted Average Shares Outstanding:		
Basic	6,812,474	6,737,384
Diluted	6,920,042	6,849,890
Earnings Per Share of Common Stock:		
Basic:		
From continuing operations	\$ 0.27	\$ 0.22
From discontinued operations	-	-
Net Income	\$ 0.27	\$ 0.22
Diluted:		
From continuing operations	\$ 0.27	\$ 0.22
From discontinued operations	-	-
Net Income	\$ 0.27	\$ 0.22
Cash Dividends Declared Per Share of Common Stock:	\$ 0.305	\$ 0.295

The accompanying notes are an integral part of these financial statements.

Chesapeake Utilities Corporation and Subsidiaries

Condensed Consolidated Statements of Income (Unaudited)

For the Six Months Ended June 30,	2008	2007
Operating Revenues	\$169,330,460	\$146,028,811
Operating Expenses		
Cost of sales, excluding costs below	119,519,896	98,164,191
Operations	21,512,217	20,840,649
Terminated acquisition costs	1,239,628	-
Maintenance	988,549	1,145,019
Depreciation and amortization	4,428,008	4,683,319
Other taxes	3,272,008	2,883,996
Total operating expenses	150,960,306	127,717,174
Operating Income	18,370,154	18,311,637
Other income, net of other expenses	81,097	290,675
Interest charges	2,982,106	3,193,951
Income Before Income Taxes	15,469,145	15,408,361
Income taxes	6,075,879	5,909,199
Income from Continuing Operations	9,393,266	9,499,162
Loss from discontinued operations, net of tax benefit of \$0 and \$17,073	-	(26,284)
Net Income	\$9,393,266	\$9,472,878
Weighted Average Common Shares Outstanding:		
Basic	6,803,892	6,721,694
Diluted	6,917,308	6,835,257
Earnings Per Share of Common Stock:		
Basic		
From continuing operations	\$1.38	\$1.41
From discontinued operations	-	-
Net Income	\$1.38	\$1.41
Diluted		
From continuing operations	\$1.36	\$1.39
From discontinued operations	-	-
Net Income	\$1.36	\$1.39
Cash Dividends Declared Per Share of Common Stock:	\$0.600	\$0.585

The accompanying notes are an integral part of these financial statements.

Chesapeake Utilities Corporation and Subsidiaries

Condensed Consolidated Statements of Cash Flows (Unaudited)

For the Six Months Ended June 30,	2008	2007
Operating Activities		
Net Income	\$9,393,266	\$9,472,879
Depreciation and amortization	4,428,008	4,683,318
Depreciation and accretion included in other costs	901,099	1,682,980
Deferred income taxes, net	2,162,750	1,590,955
Gain on sale of assets	-	(204,882)
Unrealized gain on commodity contracts	(358,045)	(296,892)
Unrealized loss (gain) on investments	86,263	(188,203)
Employee benefits and compensation	558,159	920,994
Other, net	3,461	(1,839)
Changes in assets and liabilities:		
Sale (purchase) of investments	(88,092)	71,432
Accounts receivable and accrued revenue	(11,632,776)	6,961,621
Propane inventory, storage gas and other inventory	(229,499)	2,781,638
Regulatory assets	281,841	597,354
Prepaid expenses and other current assets	1,578,990	(686,387)
Other deferred charges	(531,731)	(1,405,003)
Long-term receivables	122,746	51,557
Accounts payable and other accrued liabilities	3,453,229	(7,026,332)
Income taxes receivable (payable)	1,136,846	(139,486)
Accrued interest	716,183	(20,910)
Customer deposits and refunds	(1,003,221)	361,078
Accrued compensation	(1,042,081)	(401,493)
Regulatory liabilities	(384,659)	1,798,097
Other liabilities	89,916	15,582
Net cash provided by operating activities	9,642,653	20,618,058
Investing Activities		
Property, plant and equipment expenditures	(15,440,474)	(15,969,557)
Proceeds from sale of assets	-	204,882
Environmental expenditures	(198,754)	(135,953)
Net cash used by investing activities	(15,639,228)	(15,900,628)
Financing Activities		
Common stock dividends	(3,799,030)	(3,465,986)
Issuance of stock for Dividend Reinvestment Plan	15,338	174,314
Change in cash overdrafts due to outstanding checks	(128,683)	843,845
Net borrowing (repayment) under line of credit agreements	11,519,892	(4,829,053)
Repayment of long-term debt	(1,020,072)	(1,020,132)
Net cash provided (used) by financing activities	6,587,445	(8,297,012)
Net Increase (decrease) in Cash and Cash Equivalents	590,870	(3,579,582)
Cash and Cash Equivalents — Beginning of Period	2,592,801	4,488,366
Cash and Cash Equivalents — End of Period	\$3,183,671	\$908,784

The accompanying notes are an integral part of these financial statements.

Chesapeake Utilities Corporation and Subsidiaries

Condensed Consolidated Statements of Stockholders' Equity (Unaudited)

	For the Six Months Ended June 30, 2008	For the Twelve Months Ended December 31, 2007
Common Stock		
Balance — beginning of period	\$3,298,473	\$3,254,998
Dividend Reinvestment Plan	3,541	17,197
Retirement Savings Plan	1,073	14,388
Conversion of debentures	1,573	3,945
Stock-base compensation	11,965	7,945
Balance — end of period	\$3,316,625	\$3,298,473
Additional Paid-in Capital		
Balance — beginning of period	\$65,591,552	\$61,960,220
Dividend Reinvestment Plan	219,034	1,121,190
Retirement Savings Plan	66,704	934,295
Conversion of debentures	53,355	133,839
Stock-based compensation	179,624	1,442,008
Tax benefit of warrants	50,244	-
Balance — end of period	\$66,160,513	\$65,591,552
Retained Earnings		
Balance — beginning of period	\$51,538,194	\$46,270,884
Net income	9,393,266	13,197,710
Cash dividends declared	(4,086,399)	(7,930,400)
Balance — end of period	\$56,845,061	\$51,538,194
Accumulated Other Comprehensive Loss		
Balance — beginning of period	(\$851,674)	(\$334,550)
Loss on funded status of Employee Benefit Plans, net of tax	-	(517,124)
Balance — end of period	(\$851,674)	(\$851,674)
Deferred Compensation Obligation		
Balance — beginning of period	\$1,403,922	\$1,118,509
New deferrals	107,228	285,413
Balance — end of period	\$1,511,150	\$1,403,922
Treasury Stock		
Balance — beginning of period	(\$1,403,922)	(\$1,118,509)
New deferrals related to compensation obligation	(107,228)	(285,413)
Purchase of treasury stock ⁽¹⁾	(34,328)	(29,771)
Sale and distribution of treasury stock ⁽²⁾	34,328	29,771
Balance — end of period	(\$1,511,150)	(\$1,403,922)
Total Stockholders' Equity	\$125,470,525	\$119,576,545

⁽¹⁾ Amount includes shares purchased in the open market for the Company's Rabbi Trust to secure its obligations under the Company's Deferred Compensation Plan.

⁽²⁾ Amount includes shares issued to the Company's Rabbi Trust as an obligation under the Deferred Compensation Plan.

The accompanying notes are an integral part of these financial statements.

Chesapeake Utilities Corporation and Subsidiaries

Condensed Consolidated Balance Sheets (Unaudited)

Assets	June 30, 2008	December 31, 2007
Property, Plant and Equipment		
Natural gas	\$296,681,205	\$289,706,066
Propane	49,647,049	48,506,231
Advanced information services	1,234,107	1,157,808
Other plant	10,486,075	8,567,833
Total property, plant and equipment	358,048,436	347,937,938
Less: Accumulated depreciation and amortization	(96,835,370)	(92,414,289)
Plus: Construction work in progress	9,749,213	4,899,608
Net property, plant and equipment	270,962,279	260,423,257
Investments	1,911,100	1,909,271
Current Assets		
Cash and cash equivalents	3,183,671	2,592,801
Accounts receivable (less allowance for uncollectible accounts of \$944,898 and \$952,075, respectively)	86,639,996	72,218,191
Accrued revenue	2,476,445	5,265,474
Propane inventory, at average cost	8,143,492	7,629,295
Other inventory, at average cost	1,131,474	1,280,506
Regulatory assets	1,018,750	1,575,072
Storage gas prepayments	5,906,504	6,042,169
Income taxes receivable	150,836	1,237,438
Deferred income taxes	1,920,098	2,155,393
Prepaid expenses	1,917,178	3,496,517
Mark-to-market energy assets	7,014,698	7,812,456
Other current assets	146,603	146,253
Total current assets	119,649,745	111,451,565
Deferred Charges and Other Assets		
Goodwill	674,451	674,451
Other intangible assets, net	171,171	178,073
Long-term receivables	617,934	740,680
Regulatory assets	2,778,159	2,539,235
Other deferred charges	4,146,654	3,640,480
Total deferred charges and other assets	8,388,369	7,772,919
Total Assets	\$400,911,493	\$381,557,012

The accompanying notes are an integral part of these financial statements.

NOTES TO CONDENSED CONSOLIDATED FINANCIAL STATEMENTS

1. Basis of Presentation

References in this document to "the Company," "Chesapeake," "we," "us" and "our" are intended to mean Chesapeake Utilities Corporation and its subsidiaries.

The accompanying unaudited condensed consolidated financial statements have been prepared in compliance with the rules and regulations of the Securities and Exchange Commission ("SEC") and United States of America Generally Accepted Accounting Principles ("GAAP"). In accordance with these rules and regulations, certain information and disclosures normally required for audited financial statements have been condensed or omitted. These financial statements should be read in conjunction with the consolidated financial statements and notes thereto, included in the Company's latest Annual Report on Form 10-K filed with the SEC on March 10, 2008. In the opinion of management, these statements reflect normal recurring adjustments that are necessary for a fair presentation of the Company's results of operations, financial position and cash flows for the interim periods presented.

2. Comprehensive Income

Comprehensive income contains items that are excluded from net income and recorded directly to stockholders' equity. For the first six months of 2008 and 2007, Chesapeake did not have any adjustments to comprehensive income that are required to be reported by Financial Accounting Standards Board ("FASB") Statement of Financial Accounting Standards ("SFAS") No. 130, "Reporting Comprehensive Income." Accumulated other comprehensive loss was \$851,674 at June 30, 2008 and December 31, 2007.

3. Calculation of Earnings Per Share

For the Periods Ended June 30,	Three Months Ended		Six Months Ended	
	2008	2007	2008	2007
Calculation of Basic Earnings Per Share:				
Net Income	\$1,818,924	\$1,481,790	\$9,393,266	\$9,472,879
Weighted average shares outstanding	6,812,474	6,737,384	6,803,892	6,721,694
Basic Earnings Per Share	\$0.27	\$0.22	\$1.38	\$1.41
Calculation of Diluted Earnings Per Share:				
Reconciliation of Numerator:				
Net Income	\$1,818,924	\$1,481,790	\$9,393,266	\$9,472,879
Effect of 8.25% Convertible debentures (1)	22,306	24,015	45,114	48,214
Adjusted numerator — Diluted	\$1,841,230	\$1,505,805	\$9,438,380	\$9,521,093
Reconciliation of Denominator:				
Weighted shares outstanding — Basic	6,812,474	6,737,384	6,803,892	6,721,694
Effect of dilutive securities (1):				
Restricted Stock	2,780	-	7,449	-
8.25% Convertible debentures	104,788	112,506	105,967	113,563
Adjusted denominator — Diluted	6,920,042	6,849,890	6,917,308	6,835,257
Diluted Earnings Per Share	\$0.27	\$0.22	\$1.36	\$1.39

(1) Amounts associated with conversion of securities that result in an anti-dilutive effect on earnings per share are not included in this calculation.

Capitalization and Liabilities	June 30, 2008	December 31, 2007
Capitalization		
Stockholders' equity		
Common Stock, par value \$0.4867 per share (authorized 12,000,000 shares)	\$3,316,625	\$3,298,473
Additional paid-in capital	66,160,513	65,591,552
Retained earnings	56,845,061	51,538,194
Accumulated other comprehensive loss	(851,674)	(851,674)
Deferred compensation obligation	1,511,150	1,403,922
Treasury stock	(1,511,150)	(1,403,922)
Total stockholders' equity	125,470,525	119,576,545
Long-term debt, net of current maturities	63,180,636	63,255,636
Total capitalization	188,651,161	182,832,181
Current Liabilities		
Current portion of long-term debt	6,656,364	7,656,364
Short-term borrowing	57,055,153	45,663,944
Accounts payable	58,826,720	54,893,071
Customer deposits and refunds	9,033,699	10,036,920
Accrued interest	1,581,687	865,504
Dividends payable	2,078,518	1,999,343
Accrued compensation	2,358,031	3,400,112
Regulatory liabilities	5,929,229	6,300,766
Mark-to-market energy liabilities	6,477,672	7,739,261
Other accrued liabilities	2,706,335	2,500,542
Total current liabilities	152,703,408	141,055,827
Deferred Credits and Other Liabilities		
Deferred income taxes	30,723,340	28,795,885
Deferred investment tax credits	256,560	277,698
Regulatory liabilities	973,185	1,136,071
Environmental liabilities	750,596	835,143
Other pension and benefit costs	2,535,976	2,513,030
Accrued asset removal cost	20,366,122	20,249,948
Other liabilities	3,951,145	3,861,229
Total deferred credits and other liabilities	59,556,924	57,669,004
Other Commitments and Contingencies (Note 4)		
Total Capitalization and Liabilities	\$400,911,493	\$381,557,012

The accompanying notes are an integral part of these financial statements.

4. Commitments and Contingencies

Rates and Regulatory Matters

The Company's natural gas distribution operations in Delaware, Maryland and Florida are subject to regulation by their respective state Public Service Commissions ("PSC's"). Eastern Shore Natural Gas Company ("Eastern Shore"), the Company's natural gas transmission operation, is subject to regulation by the Federal Energy Regulatory Commission ("FERC").

Delaware. On July 6, 2007, the Company filed with the Delaware PSC an application seeking approval of the following: (i) participation by the Company's Delaware commercial and industrial customers in gas supply buying pools served by third-party natural gas marketers; (ii) an annual base rate adjustment of \$1,896,000 that represents approximately a 3.25 percent rate increase on average for the Delaware division's firm customers; (iii) an alternative rate design for residential customers in a defined expansion area in eastern Sussex County, Delaware; and (iv) a revenue normalization mechanism that mitigates the price and revenue impacts of seasonal natural gas consumption patterns on both customers and the Company. As part of that filing, the Company also proposed that the Delaware division be permitted to earn a return on equity of up to fifteen percent (15%) as an incentive to make the significant capital investments to serve the growing areas of eastern Sussex County, in support of Delaware's Energy Policy, and to ensure that the Company's investors are adequately compensated for the increased risk associated with the higher levels of capital investment necessary to provide natural gas in those areas. On August 21, 2007, the Delaware PSC authorized the Company to implement charges reflecting the proposed \$1,896,000 increase effective September 4, 2007, on a temporary basis and subject to refund, pending the completion of full evidentiary hearings and a final decision by the Delaware PSC. The Delaware PSC Staff filed testimony recommending a rate decrease of \$693,245. The Delaware Public Advocate ("DPA") recommended a rate decrease of \$588,670. Neither party recommended approval of the Delaware division's other proposals mentioned above. The Delaware division disagreed with these positions in its rebuttal, which was filed on February 7, 2008. At an evidentiary hearing on July 9, 2008, the parties presented a proposed settlement agreement that would effectively resolve all issues in this docket. The major components of the proposed settlement include the following: (i) a rate increase for the Delaware division of \$325,000, including miscellaneous fees; (ii) an overall rate of return of 8.91% and a return on equity of 10.25%; (iii) a change in depreciation rates that results in a reduction in depreciation expense of approximately \$897,000; (iv) the Delaware division would be permitted to retain 100% of all interruptible margins, there would be a minimum usage threshold for interruptible service of 10,000 Mcf per year, and all interruptible customers would be required to transport; (v) the Delaware division would continue to share any margins received from its Asset Manager and any off-system sales on an 80%/20% basis, with 80% being returned to the firm customers through the GSR mechanism; (vi) the residential service rate schedule would be divided into two separate schedules based on annual volumetric levels; (vii) individual customers with multiple meters would be able to aggregate meters in order to qualify for transportation service; and (viii) the Delaware division would have the ability to aggregate main extension projects over 500 feet at the time of its next base rate proceeding to determine rate base treatment. The Delaware division anticipates a final decision by the Delaware PSC during the third quarter of 2008.

On September 10, 2007, the Company filed with the Delaware PSC its annual Gas Service Revenue ("GSR") Application, seeking approval to change its GSR rates effective for service rendered on and after November 1, 2007. On October 2, 2007, the Delaware PSC authorized the Company to implement the GSR charges on a temporary basis, subject to refund, pending the completion of full evidentiary hearings and a final decision. The Company is required by its natural gas tariff to file a revised application if its projected under-collection of gas costs for the determination period of November through October exceeds six percent (6%) of total firm gas costs. As a result of continued increases in the cost of natural gas, on July 1, 2008, the Company filed with the Delaware PSC a supplemental GSR Application, seeking approval to change its GSR rates effective for service rendered on and after August 1, 2008. On July 8,

System Expansion 2006 – 2008. On November 15, 2007, Eastern Shore requested FERC authorization to commence construction of facilities (approximately 9.2 miles) included in the third phase of the 2006-08 System Expansion. The FERC granted this authorization on January 7, 2008. Construction began in the first quarter of 2008, and the facilities are to be completed and placed in service by November 1, 2008. These Phase III facilities will provide 5,650 Dekatherms (“Dts”) of additional firm service capacity per day and annualized gross margin contribution of approximately \$1.0 million.

Eastern Shore Energylink Expansion Project (“E3 Project”). In 2006, Eastern Shore proposed to develop, construct and operate approximately 75 miles of new pipeline facilities to transport natural gas from the existing Cove Point liquefied natural gas (“LNG”) terminal located in Calvert County, Maryland, crossing under the Chesapeake Bay into Dorchester and Caroline Counties, Maryland, to points on the Delmarva Peninsula, where such facilities would interconnect with Eastern Shore’s existing facilities in Sussex County, Delaware.

On May 31, 2006, Eastern Shore entered into Precedent Agreements (the “Precedent Agreements”) with Delmarva Power & Light Company (“Delmarva”) and Chesapeake, through its Delaware and Maryland divisions, to provide additional firm transportation services upon completion of the E3 Project. Both Chesapeake and Delmarva are parties to existing firm natural gas transportation service agreements with Eastern Shore, and each desired additional firm transportation service under the E3 Project, as evidenced by the Precedent Agreements. Pursuant to the Precedent Agreements, the parties agreed to proceed with the required initiatives to obtain the governmental and regulatory authorizations necessary for Eastern Shore to provide, and for Chesapeake and Delmarva to utilize, additional firm transportation service under the E3 Project.

As part of the Precedent Agreements, Eastern Shore, Chesapeake and Delmarva also entered into Letter Agreements which provide that, if the E3 Project is not certificated and placed in service, Chesapeake and Delmarva will each pay its proportionate share of certain pre-certification costs by means of a negotiated surcharge over a period of not less than 20 years.

In furtherance of the E3 Project, Eastern Shore submitted a petition to the FERC on June 27, 2006, seeking approval of the pre-construction cost agreements as part of a rate-related Settlement Agreement (the “Settlement Agreement”), which would provide benefits to Eastern Shore and its customers, including but not limited to: (1) advancement of a necessary infrastructure project to meet the growing demand for natural gas on the Delmarva Peninsula; (2) sharing of project development costs by the participating customers in the project; and (3) no development cost risk for non-participating customers. On August 1, 2006, the FERC approved the Settlement Agreement. On September 6, 2006, Eastern Shore submitted to FERC proposed tariff sheets to implement the provisions of the Settlement Agreement. By Letter Order dated October 6, 2006, the FERC accepted the tariff sheets, effective September 7, 2006.

On April 23, 2007, Eastern Shore submitted to the FERC its request to commence a pre-filing process, and on May 15, 2007, the FERC notified Eastern Shore that its request had been approved. The pre-filing process was intended to engage all interested and affected stakeholders early in the process with the intention of resolving all environmental issues prior to the formal certificate application being filed. As part of this process, Eastern Shore performed environmental, engineering and cultural surveys and studies in the interest of protecting the environment, minimizing any potential impacts to landowners, and cultural resources. Eastern Shore also held meetings with federal, state and local permitting/regulatory agencies, non-governmental organizations, landowners, and other interested stakeholders.

As part of an updated engineering study, Eastern Shore received additional construction cost estimates for the E3 project, which indicated substantially higher costs than previously estimated. In an effort to optimize the feasibility of the overall project development plan, Eastern Shore explored all

2008, the Delaware PSC authorized the Company to implement the revised GSR charges on a temporary basis, subject to refund, pending the completion of full evidentiary hearings and a final decision. The Delaware division anticipates a final decision by the Delaware PSC on both filings during the fourth quarter of 2008.

On November 1, 2007, the Delaware division filed with the Delaware PSC its annual Environmental Rider ("ER") rate application to become effective for service rendered on and after December 1, 2007. The Delaware PSC granted approval of the ER rate at its regularly scheduled meeting on November 20, 2007, subject to full evidentiary hearings and a final decision. On February 5, 2008, the Delaware PSC granted final approval of the ER rates as filed. Since all of the division's environmental expenses, which are subject to recovery pursuant to the ER recovery mechanism, will have been collected by the end of the determination period, no further ER rate applications will be filed by the Delaware division, and ER charges will cease to appear on the Delaware division's customers' bills as of November 30, 2008.

Maryland. On September 26, 2006, the Maryland PSC approved a base rate increase for the Maryland division of approximately \$780,000 annually. In a settlement agreement entered into in that proceeding, the Maryland division was required to file a depreciation study, which was filed on April 9, 2007. The Maryland division filed formal testimony on July 10, 2007, initiating a Phase II of this proceeding. In this filing, the Maryland division proposed a rate decrease of approximately \$80,000 annually, resulting from a change in depreciation expense. On November 29, 2007, the Maryland PSC approved a settlement agreement for a rate decrease of \$132,155, effective December 1, 2007, based on the change in the Company's depreciation rates. Under the settlement, the Maryland division has reduced its depreciation expense by approximately \$119,000 and its cost of removal by approximately \$167,000. The difference between the decrease in depreciation expense and the decrease in delivery service rates is due to an increase in rate case expense amortization and an increase to offset the loss of margin from a large customer in Maryland.

On December 17, 2007, the Maryland PSC held an evidentiary hearing to determine the reasonableness of the Maryland division's four quarterly gas cost recovery filings during the twelve months ended September 30, 2007. No issues were raised at the hearing, and on February 7, 2008, the Maryland PSC approved, without exception, the Maryland division's four quarterly gas cost recovery filings.

Florida. In compliance with state law, the Florida division filed its 2007 Depreciation Study ("Study") with the Florida PSC on May 17, 2007. This study, which supersedes the last study performed in 2002, provides the Florida PSC the opportunity to review and address changes in plant and equipment lives, salvage values, reserves and resulting life depreciation rates. The Florida division responded to interrogatories concerning the Study on October 15, 2007, December 24, 2007, and February 7, 2008. Based on the recommendation issued by the Florida PSC Staff, the Commission, at its May 20, 2008 agenda conference, approved certain revisions to the Florida division's utility plant remaining lives, net salvage values, depreciation reserves, and depreciation rates, effective January 1, 2008. These changes were not material to the financial results of the Florida division. The Florida PSC issued an order on June 27, 2008, which closes this docket.

Eastern Shore. Eastern Shore had the following regulatory activity with the FERC regarding the expansion of its transmission system:

potential construction methods, construction cost mitigation strategies, potential design changes and project schedule changes. Eastern Shore also held discussions and meetings with several potential new customers, who expressed interest in the project, but elected not to participate.

On December 20, 2007, Eastern Shore withdrew from the pre-filing process as a result of insufficient customer commitments for capacity to make the project economical. Eastern Shore will continue to explore potential construction methods, construction cost mitigation strategies, additional market requests, and potential design changes in its efforts to improve the overall economics of the project.

If Eastern Shore decides to abandon the E3 Project, it will initiate billing of a pre-certification costs surcharge in accordance with the terms of the Precedent Agreements executed with two of its customers, which provide for these customers to reimburse Eastern Shore for pre-certification costs incurred in connection with the E3 Project, up to a maximum amount of \$2.0 million each, with interest, over a period of 20 years. As of June 30, 2008, the Company had incurred \$3.18 million of pre-certification costs relating to the E3 Project.

Eastern Shore also had developments in the following FERC rate and certificate matters:

On June 6, 2007, Eastern Shore and interested parties reached a settlement agreement in principle on its base rate proceeding filed with the FERC on October 31, 2006. The negotiated settlement provides for an annual cost of service of \$21,536,000, which reflects a pretax rate of return of 13.6 percent and a rate increase of approximately \$1.07 million on an annual basis. On September 10, 2007, Eastern Shore submitted its Settlement Offer to the Presiding Administrative Law Judge ("ALJ") for review and certification to the full Commission.

Eastern Shore filed concurrently with its Settlement Agreement a Motion to place the settlement rates into effect on September 1, 2007, in order to expedite the implementation of the reduced settlement rates pending final approval of the settlement. The Commission issued an order on September 25, 2007, authorizing Eastern Shore to commence billing its settlement rates, effective September 1, 2007.

On October 1, 2007, the Presiding ALJ forwarded to the full Commission an order certifying the uncontested Settlement Agreement as fair, reasonable, and in the public interest. A final Commission Order approving the settlement was issued on January 31, 2008. In compliance with the Settlement Agreement, refunds, inclusive of interest, totaling \$1.26 million, based on the higher interim rates that were effective for the period from May 15, 2007 through August 31, 2007, were distributed to Eastern Shore's customers on February 1, 2008.

On May 15, 2008, Eastern Shore submitted its annual Interruptible Revenue Sharing Report to the FERC. Eastern Shore reported in this filing that its interruptible revenue was in excess of its annual threshold amount and refunded a total of \$63,675 in the second quarter of 2008 to its eligible firm customers.

On June 24, 2008, Eastern Shore submitted its annual Fuel Retention Percentage ("FRP") and Cash-Out Surcharge filings to the FERC. In these filings, Eastern Shore proposed to retain its current FRP rate of zero percent and also a zero rate for its Cash-Out Surcharge. Eastern Shore also proposed to refund a total of \$ 412,013, including interest, to its eligible customers in the third quarter of 2008 as a result of netting its over-recovered Gas Required for Operations against its under-recovered Cash-Out Cost. The FERC approved these proposals on July 11, 2008.

Environmental Matters

Chesapeake is subject to federal, state and local laws and regulations governing environmental quality and pollution control. These laws and regulations require the Company to remove or remedy the effect on the environment of the disposal or release of specified substances at current and former operating sites.

In 2004, Chesapeake received a Certificate of Completion for the remedial work performed at a former manufactured gas plant site located in Dover, Delaware. Chesapeake is also currently participating in the investigation, assessment or remediation of two additional former manufactured gas plant sites located in Maryland and Florida. The Company has accrued liabilities for the three sites, referred to, respectively, as the Dover Gas Light, Salisbury Town Gas Light and the Winter Haven Coal Gas sites. The Company has been in discussions with the Maryland Department of the Environment ("MDE") regarding a fourth former manufactured gas plant site located in Cambridge, Maryland. The following discussion provides details on each site.

Dover Gas Light Site

The Dover Gas Light site is a former manufactured gas plant site located in Dover, Delaware. On January 15, 2004, the Company received a Certificate of Completion of Work from the United States Environmental Protection Agency ("EPA") regarding this site. This concluded Chesapeake's remedial action obligation related to this site and relieves Chesapeake from liability for future remediation at the site, unless previously unknown conditions are discovered at the site, or information previously unknown to the EPA is received that indicates the remedial action that has been taken is not sufficiently protective. These contingencies are standard and are required by the EPA in all liability settlements.

The Company has reviewed its remediation costs incurred to date for the Dover Gas Light site and has concluded that all costs incurred have been paid. The Company does not expect any future environmental expenditure for this site. Through June 30, 2008, the Company has incurred approximately \$9.67 million in costs related to environmental testing and remedial action studies at the site. Approximately \$9.73 million has been recovered through June 2008 from other parties or through rates. As of June 30, 2008, a regulatory liability of approximately \$68,000, representing the over-recovery portion of the clean-up costs, has been recorded. The over-recovery is temporary and will be refunded by the Company to customers in future rates.

Salisbury Town Gas Light Site

In cooperation with the MDE, the Company has completed remediation of the Salisbury Town Gas Light site, located in Salisbury, Maryland, where it was determined that a former manufactured gas plant had caused localized ground-water contamination. During 1996, the Company completed construction and began Air Sparging and Soil-Vapor Extraction ("AS/SVE") remediation procedures. Chesapeake has been reporting the remediation and monitoring results to the MDE on an ongoing basis since 1996. In February 2002, the MDE granted permission to decommission permanently the AS/SVE system and to discontinue all on-site and off-site well monitoring, except for one well that is being maintained for continued product monitoring and recovery. Chesapeake has requested a No Further Action determination and is awaiting such a determination from the MDE.

Through June 30, 2008, the Company has incurred approximately \$2.9 million for remedial actions and environmental studies at the Salisbury Town Gas Light site. Of this amount, approximately \$1.94 million has been recovered through insurance proceeds or in rates. On September 26, 2006, the Company received approval from the Maryland PSC to recover, through its rates charged to customers, \$1.02 million of incurred environmental remediation costs. As of June 30, 2008, a

regulatory asset of approximately \$956,000 has been recorded to represent the remaining under-recovery portion of the clean-up costs.

Winter Haven Coal Gas Site

The Winter Haven Coal Gas site is located in Winter Haven, Florida. Chesapeake has been working with the Florida Department of Environmental Protection ("FDEP") in assessing this coal gas site. In May 1996, the Company filed with the FDEP an AS/SVE Pilot Study Work Plan (the "Work Plan") for the Winter Haven Coal Gas site. After discussions with the FDEP, the Company filed a modified Work Plan, which contained a description of the scope of work to complete the site assessment activities and a report describing a limited sediment investigation performed in 1997. In December 1998, the FDEP approved the modified Work Plan, which the Company completed during the third quarter of 1999. In February 2001, the Company filed a Remedial Action Plan ("RAP") with the FDEP to address the contamination of the subsurface soil and ground-water in a portion of the site. The FDEP approved the RAP on May 4, 2001. Construction of the AS/SVE system was completed in the fourth quarter of 2002, and the system remains fully operational.

Through June 30, 2008, the Company has incurred approximately \$1.8 million of environmental costs associated with this site. At June 30, 2008, the Company had accrued a liability of \$751,000 related to this site, offsetting: (a) \$64,000 collected through rates in excess of costs incurred and (b) a regulatory asset of approximately \$815,000, representing the uncollected portion of the estimated clean-up costs. The Company expects to recover the remaining clean-up costs through rates.

The FDEP has indicated that the Company may be required to remediate sediments along the shoreline of Lake Shipp, immediately west of the Winter Haven Coal Gas site. Based on studies performed to date, the Company objects to the FDEP's suggestion that the sediments have been contaminated and will require remediation. The Company's early estimates indicate that some of the corrective measures discussed by the FDEP may cost as much as \$1 million. Given the Company's view as to the absence of ecological effects, the Company believes that cost expenditures of this magnitude are unwarranted and plans to oppose any requirement that it undertake corrective measures in the offshore sediments. Chesapeake anticipates that it will be several years before this issue is resolved. At this time, the Company has not recorded a liability for sediment remediation. The outcome of this matter cannot be predicted at this time.

Other

The Company is in discussions with the MDE regarding a manufactured gas plant site located in Cambridge, Maryland. The outcome of this matter cannot be determined at this time; therefore, the Company has not recorded an environmental liability for this location.

Other Commitments and Contingencies

Natural Gas and Propane Supply

The Company's natural gas and propane distribution operations have entered into contractual commitments to purchase gas from various suppliers. The contracts have various expiration dates. In March 2008, the Company renewed its contract with an energy marketing and risk management company to manage a portion of the Company's natural gas transportation and storage capacity. This new contract expires on March 31, 2009.

Corporate Guarantees

The Company has issued corporate guarantees to certain vendors of its propane wholesale marketing subsidiary and its Florida natural gas supply management subsidiary. These corporate guarantees provide for the payment of propane and natural gas purchases in the event of either subsidiary's default. Neither of these subsidiaries has ever defaulted on its obligations to pay its suppliers. The

liabilities for these purchases are recorded in the Consolidated Financial Statements when incurred. The aggregate amount guaranteed at June 30, 2008 was \$24.2 million, with the guarantees expiring on various dates in 2008 and the first six months of 2009.

In addition to the corporate guarantees, the Company has issued a letter of credit to its primary insurance company for \$775,000, which expires on May 31, 2009. The letter of credit is provided as security to satisfy the deductibles under the Company's various insurance policies. There have been no draws on this letter of credit as of June 30, 2008.

Internal Revenue Service Audit

The Internal Revenue Service ("IRS") is in the process of auditing our consolidated federal tax return for the year ended December 31, 2005. On July 5, 2008, the Company received a notice of proposed adjustments from the IRS related to the 2005 tax year as a result of this audit. The Company increased its tax accrual by \$50,000 in the second quarter of 2008 for uncertain tax positions as defined by FASB Interpretation No. 48, "Uncertainty in Income Taxes ("FIN 48")," related to this notice.

The Company is continuing its discussions with the IRS concerning the proposed adjustments and believes that the final resolution of these adjustments will not have a material adverse effect on the financial condition or results of operations of the Company.

Application of SFAS No. 71

Certain assets and liabilities of the Company are accounted for in accordance with SFAS No. 71 — "Accounting for the Effects of Certain Types of Regulation." SFAS No. 71 provides guidance for public utilities and other regulated operations where the rates (prices) charged to customers are subject to regulatory review and approval. Regulators sometimes include allowable costs in a period other than the period in which the costs would be charged to expense by an unregulated enterprise. That procedure can create assets, reduce assets, or create liabilities for the regulated enterprise. For financial reporting, an incurred cost for which a regulator permits recovery in a future period is accounted for like an incurred cost that is reimbursable under a cost-reimbursement type contract. The Company believes that all regulatory assets as of June 30, 2008 are probable of recovery through rates. If the Company were required to terminate the application of SFAS No. 71 to its regulated operations, all such deferred amounts would be recognized in the income statement at that time. This would result in a charge to earnings, net of applicable income taxes, which could be material.

Other

The Company is involved in certain legal actions and claims arising in the normal course of business. The Company is also involved in certain legal and administrative proceedings before various governmental agencies concerning rates. In the opinion of management, the ultimate disposition of these proceedings will not have a material effect on the consolidated financial position, results of operations or cash flows of the Company.

5. Recent Authoritative Pronouncements on Financial Reporting and Accounting

Recent accounting pronouncements:

In December 2007, the Financial Accounting Standards Board ("FASB") issued Statement of Financial Accounting Standards No. 141 (revised 2007) "Business Combinations" ("SFAS 141(R)"). SFAS 141(R) retains the fundamental requirements of the original pronouncement requiring that the purchase method be used for all business combinations. SFAS 141(R) defines the acquirer as the entity that obtains control of one or more businesses in the business combination, establishes the acquisition date as the date that the acquirer achieves control and requires the acquirer to recognize the assets acquired, liabilities assumed and any non-controlling interest at their fair values as of the acquisition date. SFAS 141(R) also requires that acquisition-related costs be expensed as incurred. SFAS 141(R) is effective for fiscal years

beginning after December 15, 2008. The Company does not expect the adoption of SFAS 141(R) to have a material impact on its current consolidated financial position and results of operations. However, depending upon the size, nature and complexity of future acquisition transactions, the adoption of SFAS 141(R) could materially affect the Company's consolidated financial statements.

In December 2007, the FASB issued FASB Statement No. 160, "Noncontrolling Interests in Consolidated Financial Statements," an amendment of ARB No. 51 ("SFAS 160"). SFAS 160 changes the accounting and reporting for minority interests, which will be recharacterized as noncontrolling interests and classified as a component of equity. This new consolidation method significantly changes the accounting for transactions with minority interest holders. SFAS 160 is effective for fiscal years beginning after December 15, 2008. No other entity has a minority interest in any of the Company's subsidiaries; therefore, the Company does not expect the adoption of SFAS 160 to have an impact on its current consolidated financial position and results of operations.

In March 2008, the FASB issued SFAS No. 161, "Disclosures about Derivative Instruments and Hedging Activities, an amendment of FASB Statement No. 133" ("SFAS 161"). This new standard requires enhanced disclosures for derivative instruments, including those used in hedging activities. It is effective for fiscal years and interim periods beginning after November 15, 2008, and will be applicable to the Company in the first quarter of fiscal 2009. The Company is assessing the potential impact that the adoption of SFAS 161 may have on its financial statements.

In April 2008, the FASB issued FASB Staff Position ("FSP") FAS 142-3, "Determination of the Useful Life of Intangible Assets." This FSP amends the factors that should be considered in developing renewal or extension assumptions used to determine the useful life of a recognized intangible asset under FASB Statement No. 142, "Goodwill and Other Intangible Assets" ("SFAS 142"). The intent of this FSP is to improve the consistency between the useful life of a recognized intangible asset under SFAS 142 and the period of expected cash flows used to measure the fair value of the asset under SFAS 141R, and other GAAP. This FSP is effective for financial statements issued for fiscal years beginning after December 15, 2008, and interim periods within those fiscal years. Early adoption is prohibited. The Company is currently evaluating the potential impact the new pronouncement will have on its consolidated financial statements.

In May 2008, the FASB issued SFAS No. 162, "The Hierarchy of Generally Accepted Accounting Principles." This standard is intended to improve financial reporting by identifying a consistent framework, or hierarchy, for selecting accounting principles to be used in preparing financial statements that are presented in conformity with generally accepted accounting principles in the United States for non-governmental entities. SFAS No. 162 is effective 60 days following approval by the U.S. Securities and Exchange Commission of the Public Company Accounting Oversight Board's amendments to AU Section 411, "The Meaning of Present Fairly in Conformity with Generally Accepted Accounting Principles." We do not expect SFAS No. 162 to have a material impact on the preparation of our consolidated financial statements.

In May 2008, the FASB issued FASB Staff Position ("FSP") APB 14-1, "Accounting for Convertible Debt Instruments That May Be Settled in Cash upon Conversion (Including Partial Cash Settlement)." FSP APB 14-1 clarifies that convertible debt instruments that may be settled in cash upon either mandatory or optional conversion (including partial cash settlement) are not addressed by paragraph 12 of APB Opinion No. 14, "Accounting for Convertible Debt and Debt issued with Stock Purchase Warrants." In addition, FSP APB 14-1 specifies that issuers of such instruments should separately account for the liability and equity components in a manner that will reflect the entity's nonconvertible debt borrowing rate when interest cost is recognized in subsequent periods. FSP APB 14-1 is effective for financial statements issued for fiscal years beginning after December 15, 2008, and interim periods within those fiscal years. The Company is assessing the potential impact that the adoption of FSP APB 14-1 may have on its financial statements.

In June 2008, the FASB issued FASB Staff Position (FSP) EITF 03-6-1, "Determining Whether Instruments Granted in Share-Based Payment Transactions Are Participating Securities." This FSP clarifies that all outstanding unvested share-based payment awards that contain rights to nonforfeitable dividends participate in undistributed earnings with common shareholders. Awards of this nature are considered participating securities and the two-class method of computing basic and diluted earnings per share must be applied. This FSP is effective for fiscal years beginning after December 15, 2008. The Company is currently evaluating the potential impact the new pronouncement will have on its consolidated financial statements.

In June 2008, the FASB ratified EITF Issue No. 07-5, "Determining Whether an Instrument (or an Embedded Feature) Is Indexed to an Entity's Own Stock" (EITF 07-5). EITF 07-5 provides that an entity should use a two step approach to evaluate whether an equity-linked financial instrument (or embedded feature) is indexed to its own stock, including evaluating the instrument's contingent exercise and settlement provisions. It also clarifies the impact of foreign currency denominated strike prices and market-based employee stock option valuation instruments on the evaluation. EITF 07-5 is effective for fiscal years beginning after December 15, 2008. The Company is currently evaluating the potential impact the new pronouncement will have on its consolidated financial statements.

In June 2008, the FASB ratified EITF Issue No. 08-3, "Accounting for Lessees for Maintenance Deposits Under Lease Arrangements" (EITF 08-3). EITF 08-3 provides guidance for accounting for nonrefundable maintenance deposits. It also provides revenue recognition accounting guidance for the lessor. EITF 08-3 is effective for fiscal years beginning after December 15, 2008. The Company is currently evaluating the potential impact the new pronouncement will have on its consolidated financial statements.

During the first six months of 2008, the Company adopted the following accounting standards:

Effective January 1, 2008, Chesapeake adopted FSP No. FIN 39-1, "Amendment of FASB Interpretation No. 39" ("FSP FIN 39-1"). FSP FIN 39-1 modifies FIN No. 39, "Offsetting of Amounts Related to Certain Contracts," and permits companies to offset cash collateral receivables or payables with net derivative positions under certain circumstances. Based on the derivative contracts entered into to date, the adoption of this FSP did not have a material effect on our consolidated financial statements.

In September 2006, the FASB issued SFAS No. 157, "Fair Value Measurements." SFAS No. 157 provides guidance for using fair value to measure assets and liabilities. It also responds to investors' requests for expanded information about the extent to which companies' measure assets and liabilities at fair value, the information used to measure fair value, and the effect of fair value measurements on earnings. SFAS No. 157 applies whenever other standards require (or permit) assets or liabilities to be measured at fair value and does not expand the use of fair value in any new circumstances. In February 2008, the FASB issued FASB Staff Position 157-1, "Application of FASB Statement No. 157 to FASB Statement No. 13 and Other Accounting Pronouncements That Address Fair Value Measurements for Purposes of Lease Classification or Measurement under Statement 13" ("FSP 157-1") and FSP 157-2, "Effective Date of FASB Statement No. 157" ("FSP 157-2"). FSP 157-1 amends SFAS No. 157 to remove certain leasing transactions from its scope. FSP 157-2 delays the effective date of SFAS No. 157 until fiscal years beginning after November 15, 2009 for all non-financial assets and non-financial liabilities, except for items that are recognized or disclosed at fair value in the financial statements on a recurring basis. These nonfinancial items include assets and liabilities such as reporting units measured at fair value in a goodwill impairment test and nonfinancial assets acquired and liabilities assumed in a business combination. SFAS No. 157 was effective for financial statements issued for fiscal years beginning after November 15, 2007 and was adopted by the Company, as it applies to its financial instruments, effective January 1, 2008. The adoption of SFAS No. 157 did not have any financial impact on the Company's consolidated financial

statements. The disclosures required by SFAS 157 are discussed in Note 11 – Fair Value of Financial Instruments of the unaudited Condensed Consolidated Financial Statements.

In February 2007, the FASB issued SFAS No. 159, "The Fair Value Option for Financial Assets and Financial Liabilities – Including an amendment of FASB Statement No. 115," which permits entities to elect to measure at fair value many financial instruments and certain other items that are not currently required to be measured at fair value. This election is irrevocable. SFAS No. 159 was effective in the first quarter of fiscal 2008. The Company has not elected to apply the fair value option to any of its financial instruments.

6. Segment Information

Chesapeake uses the management approach to identify operating segments. The Company organizes its business around differences in products or services, and the operating results of each segment are regularly reviewed by the Company's chief operating decision maker in order to make decisions about the allocation of resources and to assess performance. The following table presents information about the Company's reportable segments. The table excludes financial data related to our distributed energy company, which was reclassified to discontinued operations for each period presented. The impact of discontinued operations is discussed within Note 12 "Discontinued Operations" of the unaudited Condensed Consolidated Financial Statements.

For the Periods Ended June 30,	Three Months Ended		Six Months Ended	
	2008	2007	2008	2007
Operating Revenues, Unaffiliated Customers				
Natural gas	\$53,773,960	\$39,287,667	\$122,596,489	\$104,719,271
Propane	11,488,807	9,494,170	39,296,608	34,416,570
Advanced information services	3,794,192	3,720,083	7,437,362	6,892,971
Other	-	-	-	-
Total operating revenues, unaffiliated customers	\$69,056,959	\$52,501,920	\$169,330,459	\$146,028,812
Intersegment Revenues ⁽¹⁾				
Natural gas	\$104,519	\$78,087	\$210,372	\$156,150
Propane	-	-	1,349	406
Advanced information services	28,083	95,991	36,051	228,226
Other	163,073	154,623	326,148	309,246
Total intersegment revenues	\$295,675	\$328,701	\$573,920	\$694,028
Operating Income (Loss)				
Natural gas	\$4,736,363	\$3,992,282	\$15,205,387	\$13,608,264
Propane	(624,699)	(545,898)	2,819,436	4,327,658
Advanced information services	137,077	178,708	174,941	227,528
Other and eliminations	80,698	72,973	170,390	148,188
Total operating income	\$4,329,439	\$3,698,065	\$18,370,154	\$18,311,638
Other income	63,507	234,194	81,097	290,675
Interest Charges	1,388,735	1,594,701	2,982,106	3,193,951
Income Taxes	1,185,287	849,877	6,075,879	5,909,199
Net income from continuing operations	\$1,818,924	\$1,487,681	\$9,393,266	\$9,499,163

⁽¹⁾ All significant intersegment revenues are billed at market rates and have been eliminated from consolidated revenues.

	June 30, 2008	December 31, 2007
Identifiable Assets		
Natural gas	\$276,404,244	\$273,500,890
Propane	108,722,729	94,966,212
Advanced information services	2,820,065	2,507,910
Other	12,915,716	10,533,511
Total identifiable assets	\$400,862,754	\$381,508,523

The Company's operations are primarily domestic. The advanced information services segment has infrequent transactions with foreign companies, located primarily in Canada, which are denominated and paid in U.S. dollars. These transactions are immaterial to the consolidated revenues.

7. Employee Benefit Plans

Net periodic benefit costs for the defined benefit pension plan, the executive excess benefit plan and other post-retirement benefits are shown below:

For the Three Months Ended June 30,	Defined Benefit Pension Plan		Executive Excess Defined Benefit Pension Plan		Other Post-Retirement Benefits	
	2008	2007	2008	2007	2008	2007
Service Cost	\$ -	\$ -	\$ -	\$ -	\$ 896	\$ 2,529
Interest Cost	148,431	155,514	31,382	30,841	27,565	23,233
Expected return on plan assets	(156,475)	(174,100)	-	-	-	-
Amortization of prior service cost	(1,175)	(1,175)	-	-	-	-
Amortization of net loss	-	-	11,611	12,933	46,215	41,640
Net periodic (benefit) cost	\$ (9,219)	\$ (19,761)	\$ 42,993	\$ 43,774	\$ 74,676	\$ 67,402

For the Six Months Ended June 30,	Defined Benefit Pension Plan		Executive Excess Defined Benefit Pension Plan		Other Post-Retirement Benefits	
	2008	2007	2008	2007	2008	2007
Service Cost	\$ -	\$ -	\$ -	\$ -	\$ 1,792	\$ 5,057
Interest Cost	296,862	311,029	62,763	61,681	55,129	46,467
Expected return on plan assets	(312,950)	(348,199)	-	-	-	-
Amortization of prior service cost	(2,350)	(2,350)	-	-	-	-
Amortization of net loss	-	-	23,222	25,867	92,430	83,280
Net periodic (benefit) cost	\$ (18,438)	\$ (39,520)	\$ 85,985	\$ 87,548	\$ 149,351	\$ 134,804

As disclosed in the December 31, 2007 financial statements, no contributions are expected to be required in 2008 for the defined benefit pension plan. The cost of the executive excess retirement benefit plan and the other post-retirement benefit plans are unfunded and are expected to be paid out of the general funds of the Company. Cash benefits paid under the executive excess retirement benefit plan for the three months and six months ended June 30, 2008 were \$22,300 and \$44,600, respectively; for the year 2008, such benefits paid are expected to be \$89,200. The Company incurred a credit of \$8,500 for post-retirement benefits for medical claims for the three months ended June 30, 2008 compared to cash benefits paid of \$17,000 for the first six months of 2008; for the year 2008, the Company has estimated that such benefits to be paid are \$196,000. The credit incurred in the second quarter of 2008 is the result of being reimbursed for claims that were previously paid in 2007.

8. Investments

The investment balance at June 30, 2008 represents a Rabbi Trust associated with the Company's Supplemental Executive Retirement Savings Plan. In accordance with SFAS No. 115, "Accounting for Certain Investments in Debt and Equity Securities," the Company classifies these investments as trading securities. As a result, the Company is required to report the securities at their fair value, with any unrealized gains and losses included in other income. The Company also has an associated liability that is recorded and adjusted each month for the gains and losses incurred by the Trust. At June 30, 2008, total investments had a fair value of \$1.9 million.

9. Share-Based Compensation

The Company accounts for its share-based compensation arrangements under SFAS No. 123 (revised 2004), "Share Based Payments" ("SFAS 123R"), which requires companies to record compensation costs for all share-based awards over the respective service period for which employee services are received in exchange for an award of equity or equity-based compensation. The compensation cost is based on the fair value of the grant on the date it was awarded. The Company currently has two share-based compensation plans, the Directors Stock Compensation Plan ("DSCP") and the Performance Incentive Plan ("PIP"), that require accounting under SFAS 123R.

The table below presents the amounts included in net income related to share-based compensation expense for the restricted stock awards issued under the DSCP and the PIP for the three and six months ended June 30, 2008 and 2007.

For the periods ended June 30,	Three Months Ended		Six Months Ended	
	2008	2007	2008	2007
Directors Stock Compensation Plan	\$ 45,893	\$ 45,230	\$ 91,786	\$ 89,134
Performance Incentive Plan	198,984	214,373	384,342	416,308
Total compensation expense	244,877	259,603	476,128	505,442
Less: tax benefit	97,507	101,245	189,588	197,122
SFAS 123R amounts included in net income	\$ 147,370	\$ 158,358	\$ 286,540	\$ 308,320

10. Stockholders' Equity

The changes in common stock shares issued and outstanding are shown below:

	For the Six Months Ended June 30, 2008	For the Twelve Months Ended December 31, 2007
Common Stock shares issued and outstanding ⁽¹⁾		
Shares issued — beginning of period balance	6,777,410	6,688,084
Dividend Reinvestment Plan ⁽²⁾	7,275	35,333
Retirement Savings Plan	2,206	29,563
Conversion of debentures	3,231	8,106
Employee award plan	250	350
Stock based compensation ⁽³⁾	24,333	15,974
Shares issued — end of period balance ⁽⁴⁾	6,814,705	6,777,410
Treasury shares — beginning of period balance	-	-
Purchases	(1,103)	-
Deferred Compensation Plan	1,103	-
Other issuances	-	-
Treasury Shares — end of period balance	-	-
Total Shares Outstanding	6,814,705	6,777,410

⁽¹⁾ 12,000,000 shares are authorized at a par value of \$0.4867 per share.

⁽²⁾ Includes shares purchased with reinvested dividends and optional cash payments.

⁽³⁾ Includes shares issued for Director's compensation and Performance Incentive Plan.

⁽⁴⁾ Includes 60,870 and 57,309 shares at June 30, 2008 and December 31, 2007, respectively, held in a Rabbi Trust established by the Company relating to the Deferred Compensation Plan.

11. Fair Value of Financial Instruments

The Company adopted SFAS No. 157 effective January 1, 2008 for financial assets and liabilities measured on a recurring basis. SFAS No. 157 applies to all financial assets and financial liabilities that are being measured and reported on a fair value basis. There was no impact from adoption of SFAS No. 157 to the unaudited condensed consolidated balance sheets and statements of income. The primary effect of SFAS No. 157 on the Company was to expand the required disclosures pertaining to the methods used to determine fair values.

SFAS No. 157 establishes a fair value hierarchy that prioritizes the inputs to valuation methods used to measure fair value. The hierarchy gives the highest priority to unadjusted quoted prices in active markets for identical assets or liabilities (Level 1 measurements) and the lowest priority to unobservable inputs (Level 3 measurements). The three levels of the fair value hierarchy under SFAS 157 are as follows:

Level 1: Unadjusted quoted prices in active markets that are accessible at the measurement date for identical, unrestricted assets or liabilities;

Level 2: Quoted prices in markets that are not active, or inputs which are observable, either directly or indirectly, for substantially the full term of the asset or liability; and

Level 3: Prices or valuation techniques that require inputs that are both significant to the fair value measurement and unobservable (i.e. supported by little or no market activity).

The following table summarizes the Company's financial assets and liabilities that are measured at fair value on a recurring basis and the fair value measurements by level within the fair value hierarchy used at June 30, 2008:

<i>(in thousands)</i>	Fair Value	Fair Value Measurements Using:		
		Quoted Prices in Active Markets (Level 1)	Significant Other Observable Inputs (Level 2)	Significant Unobservable Inputs (Level 3)
Assets:				
Investments	\$1,911	\$1,911	\$ -	\$ -
Mark-to-market energy assets	7,015	-	7,015	-
Liabilities:				
Mark-to-market energy liabilities	6,478	-	6,478	-

The following valuation techniques were used to measure fair value assets in the table above on a recurring basis as of June 30, 2008:

Level 1 Fair Value Measurements:

Investments - The fair values of these available-for-sale securities are recorded at fair value based on unadjusted quoted prices in active markets for identical securities.

Level 2 Fair Value Measurements:

Mark-to-market energy assets and liabilities - These forward contracts are valued using broker or dealer quotations, or market transactions in either the listed or OTC markets.

The Company's adoption of SFAS No. 157 applies only to its financial instruments. The adoption did not apply to those non-financial assets and non-financial liabilities delayed under FSP No. 157-2, which will be implemented for the fiscal years beginning after November 15, 2009.

12. Discontinued Operations

During the quarter ended September 30, 2007, the Company decided to close its distributed energy services subsidiary, OnSight Energy, LLC ("OnSight"), as it had experienced operating losses since its inception in 2004. As a result of these actions, the financial data related to OnSight is presented as discontinued operations for all periods presented. The discontinued operations did not have any impact on the Company's condensed consolidated financial statements during the three and six months ended June 30, 2008 compared to net losses of \$6,000 and \$26,000 for the three and six months ended June 30, 2007.

Item 2. Management's Discussion and Analysis of Financial Condition and Results of Operations

Management's Discussion and Analysis of Financial Condition and Results of Operations ("MD&A") is designed to provide a reader of the financial statements with a narrative report on the Company's financial condition, results of operations and liquidity. This discussion and analysis should be read in conjunction with the attached unaudited condensed consolidated financial statements and notes thereto and Chesapeake's Annual Report on Form 10-K for the year ended December 31, 2007, including the audited consolidated financial statements and notes contained in the Form 10-K.

Safe Harbor for Forward-Looking Statements

Chesapeake Utilities Corporation has made statements in this Form 10-Q that are considered to be "forward-looking statements" within the meaning of the Private Securities Litigation Reform Act of 1995. These statements are not matters of historical fact and are typically identified by words such as, but not limited to, "believes," "expects," "intends," "plans," and similar expressions, or future or conditional verbs such as "may," "will," "should," "would," and "could." These statements relate to matters such as customer growth, changes in revenues or gross margins, capital expenditures, environmental remediation costs, regulatory trends and decisions, market risks associated with our propane operations, the competitive position of the Company and other matters. It is important to understand that these forward-looking statements are not guarantees, but are subject to certain risks and uncertainties and other important factors that could cause actual results to differ materially from those in the forward-looking statements. The factors that could cause actual results to differ materially from the Company's expectations include, but are not limited to:

- the temperature sensitivity of the natural gas and propane businesses;
- the effects of spot, forward, futures market prices, and the Company's use of derivative instruments on the Company's distribution, wholesale marketing and energy trading businesses;
- the amount and availability of natural gas and propane supplies;
- the access to interstate pipelines' transportation and storage capacity and the construction of new facilities to support future growth;
- the effects of natural gas and propane commodity price changes on the operating costs and competitive positions of our natural gas and propane distribution operations;
- third-party competition for the Company's unregulated and regulated businesses;
- changes in federal, state or local regulation and tax requirements, including deregulation;
- changes in technology affecting the Company's advanced information services segment;
- changes in credit risk and credit requirements affecting the Company's energy marketing subsidiaries;
- the effects of accounting changes;
- changes in benefit plan assumptions;
- the cost of compliance with environmental regulations or the remediation of environmental damage;
- the effects of general economic conditions, including interest rates, on the Company and its customers;
- the ability of the Company's new and planned facilities and acquisitions to generate expected revenues;
- the ability of the Company to construct facilities at or below estimated costs;
- the Company's ability to obtain the rate relief and cost recovery requested from regulators and the timing of the requested regulatory actions;
- the Company's ability to obtain necessary approvals and permits from regulatory agencies on a timely basis;
- the impact of inflation on the results of operations, cash flows, financial position and on the Company's planned capital expenditures;
- inability to access financial markets to a degree that may impair future growth; and

- operating and litigation risks that may not be covered by insurance.

Overview

Chesapeake is a diversified utility company engaged, directly or through subsidiaries, in natural gas distribution, transmission and marketing, propane distribution and wholesale marketing, advanced information services and other related businesses. For additional information regarding segments, refer to Note 6, Segment Information, of the Notes to the Condensed Consolidated Financial Statements in this Quarterly Report on Form 10-Q.

The Company's strategy is focused on growing the earnings produced from a stable utility foundation and investing in related businesses and services that provide opportunities for returns greater than traditional utility returns. The key elements of this strategy include:

- executing a capital investment program in pursuit of organic growth opportunities that generate returns equal to or greater than our cost of capital;
- expanding the natural gas distribution and transmission business through expansion into new geographic areas in our current service territories;
- expanding the propane distribution business in existing and new markets by leveraging our community gas system services and our bulk delivery capabilities;
- utilizing the Company's expertise across our various businesses to improve overall performance;
- enhancing marketing channels to attract new customers;
- providing reliable and responsive customer service to retain existing customers;
- maintaining a capital structure that enables the Company to access capital as needed; and
- maintaining a consistent and competitive dividend for shareholders.

Due to the seasonality of the Company's business, results for interim periods are not necessarily indicative of results for the entire fiscal year. Revenue and earnings are typically greater during the Company's first and fourth quarters, when consumption of natural gas and propane is highest due to colder temperatures.

Results of Operations for the Quarter Ended June 30, 2008

The following discussions on operating income and segment results for the three months ended June 30, 2008 and 2007 include use of the term "gross margin." Gross margin is determined by deducting the cost of sales from operating revenue. Cost of sales includes the purchased gas cost for natural gas and propane and the cost of labor spent on direct revenue-producing activities. Gross margin should not be considered an alternative to operating income or net income, which are determined in accordance with GAAP. Chesapeake believes that gross margin, although a non-GAAP measure, is useful and meaningful to investors as a basis for making investment decisions. It provides investors with information that demonstrates the profitability achieved by the Company under its allowed rates for regulated operations and under its competitive pricing structure for non-regulated segments. Chesapeake's management uses gross margin in measuring performance of its business units and has historically analyzed and reported gross margin information publicly. Other companies may calculate gross margin in a different manner.

Consolidated Overview

The Company's net income for the quarter ended June 30, 2008 increased \$337,000, or 23 percent, compared to the same period in 2007. The Company earned a net income of approximately \$1.8 million, or \$0.27 per share (diluted) during the quarter compared to a net income of approximately \$1.5 million, or \$0.22 per share (diluted) during the same quarter in 2007.

For the Three Months Ended June 30,	2008	2007	Change
Net Income (Loss)			
Continuing operations	\$1,818,924	\$1,487,681	\$331,243
Discontinued operations	-	(5,891)	5,891
Total Net Income	\$1,818,924	\$1,481,790	\$337,134
Diluted Earnings Per Share			
Continuing operations	\$0.27	\$0.22	\$0.05
Discontinued operations	-	-	-
Total Diluted Earnings Per Share	\$0.27	\$0.22	\$0.05

When compared to the second quarter of 2007, the Company was able to increase net income for the second quarter of 2008 by \$337,000, despite taking a charge of \$1.2 million to other operating expense in 2008 for costs relating to an unconsummated acquisition. The Company initiated discussions in the third quarter of 2007 with a potential acquisition target. These discussions continued through the first part of the second quarter of 2008, at which time, we determined that we would not be able to complete the acquisition. In the course of these negotiations, the Company incurred certain accounting, legal and other professional fees and expenses, which were expensed in the second quarter of 2008 in accordance with SFAS 141 "Business Combinations." Absent the charge for the unconsummated acquisition, the Company estimates that net income would have increased by \$1.1 million in the second quarter to \$2.6 million, or \$0.37 per share (diluted), compared to the same period in 2007.

The period-over-period increase in net income reflects higher operating income from the Company's natural gas segment and lower interest expense, partially offset by a decrease in other income.

For the Three Months Ended June 30,	2008	2007	Change
Operating Income			
Natural Gas	\$4,736,363	\$3,992,282	\$744,081
Propane	(624,699)	(545,898)	(78,801)
Advanced Information Services	137,077	178,708	(41,631)
Other & Eliminations	80,698	72,973	7,725
Operating Income	4,329,439	3,698,065	631,374
Other Income	63,507	234,194	(170,687)
Interest Charges	1,388,735	1,594,701	(205,966)
Income Taxes	1,185,287	849,877	335,410
Net Income from Continuing Operations	1,818,924	\$1,487,681	\$331,243

The period-over-period increase in operating income resulted primarily from the following:

- Growth in the number of customers and improved supply management techniques produced a period-over-period increase of 96 percent in gross margin for the Company's natural gas marketing operation.
- Rate increases, lower depreciation allowances and lower asset removal cost allowances, approved in rate proceedings for the Company's Delmarva natural gas distribution and natural gas transmission operations, contributed \$653,000 to operating income for the natural gas segment in the second quarter of 2008.

- The Company's natural gas transmission and Delmarva natural gas distribution operations experienced a combined increase in interruptible service revenue of \$392,000, net of required margin-sharing, in the second quarter of 2008 compared to the same period in 2007.
- New transportation capacity contracts implemented for the natural gas transmission operation in November 2007 provided \$299,000 of additional gross margin in the second quarter of 2008.
- Despite a slowdown in the new housing market as a result of the unfavorable economic conditions in that market, the Delmarva natural gas distribution operations continued to experience strong period-over-period customer growth with a five-percent increase in residential customers over the second quarter of 2007. In addition, the Delmarva natural gas distribution operations have been able to offset partially this slowdown with growth in commercial customers. Overall, these growth factors contributed \$290,000 to the increase in gross margins for the Delmarva natural gas distribution operations in the second quarter of 2008.
- The average gross margin per retail gallon sold to customers increased \$0.10 in the second quarter of 2008 for the Delmarva propane distribution operations, which contributed \$307,000 to gross margins. This increase was partially offset by a decrease to gross margin of \$222,000 as the Delmarva propane distribution operations experienced lower volumes delivered to customers during the second quarter of 2008 compared to the same period in 2007.
- Volatile wholesale propane prices in the second quarter of 2008 contributed to the gross margin increase of \$207,000 for the Company's propane wholesale and marketing operation.

Natural Gas

The natural gas segment earned operating income of \$4.7 million for the second quarter in 2008 compared to \$4.0 million for the corresponding quarter in 2007, an increase of \$744,000, or 19 percent.

For the Three Months Ended June 30,	2008	2007	Change
Revenue	\$53,878,479	\$39,365,754	\$14,512,725
Cost of sales	38,945,802	26,130,962	12,814,840
Gross margin	14,932,677	13,234,792	1,697,885
Operations & maintenance	6,524,529	6,440,171	84,358
Terminated acquisition costs	890,053	-	890,053
Depreciation & amortization	1,654,980	1,834,712	(179,732)
Other taxes	1,126,752	967,627	159,125
Other operating expenses	10,196,314	9,242,510	953,804
Total Operating Income	\$4,736,363	\$3,992,282	\$744,081

Statistical Data — Delmarva Peninsula

Heating degree-days ("HDD"):			
Actual	481	527	(46)
10-year average (normal)	490	496	(6)
Estimated gross margin per HDD	\$1,937	\$2,283	(\$346)
Per residential customer added:			
Estimated gross margin	\$372	\$372	\$0
Estimated other operating expenses	\$106	\$106	\$0

Residential Customer Information

Average number of customers:			
Delmarva	45,540	43,331	2,209
Florida	13,463	13,361	102
Total	59,003	56,692	2,311

Gross margin for the Company's natural gas segment increased by \$1.7 million, or 13 percent, and other operating expenses increased by \$954,000, or 10 percent, for the second quarter in 2008 compared to the

same period in 2007. The gross margin increases of \$683,000 for the natural gas transmission operation, \$556,000 for the natural gas distribution operations and \$459,000 for the natural gas marketing operation are further explained below.

Natural Gas Transmission

The natural gas transmission operation achieved gross margin growth of \$683,000, or 13 percent, in the second quarter of 2008 compared to the same period in 2007. The significant items contributing to the increase in gross margin include the following:

- New transportation capacity contracts implemented in November 2007 contributed \$299,000 to gross margin in the second quarter of 2008 and are expected to generate a total annual increase in gross margin of \$1.2 million above 2007 gross margin.
- Interruptible sales revenue, net of required margin-sharing, increased \$324,000 in the second quarter of 2008 compared to the same period in 2007. Interruptible customers include large industrial customers whose service can be temporarily interrupted when necessary to meet the needs of firm customers. For the remainder of 2008, however, the Company expects its natural gas transmission operation to report a decrease of \$192,000 in interruptible services revenue, compared to the corresponding period in 2007, because the operation reached its margin-sharing threshold in the second quarter of 2008; in 2007, it reached the threshold in the fourth quarter. Currently effective settlements in rate proceedings require the Company, upon reaching the margin-sharing threshold, to share 90% of its interruptible natural gas transmission revenues with its customers.
- The implementation of rate case settlement rates, effective September 1, 2007, contributed an additional \$42,000 to gross margins in the second quarter of 2008 compared to the same period in 2007. The period-over-period increase in gross margin would have been larger, but for temporary implementation in May 2007 of rates, which were subject to refund, when the settled rates became effective on September 1, 2007. A further discussion of the FERC rate proceeding is provided within the "Rates and Regulatory" section of Note 4, "Commitments and Contingencies," to these unaudited Condensed Consolidated Financial Statements.
- The remaining \$18,000 increase in gross margin in the second quarter of 2008 is attributable to other various minor factors.

An increase of \$372,000 in other operating expenses partially offset the increased gross margin. The factors contributing to the increase in other operating expenses are as follow:

- Corporate costs allocated to the natural gas transmission operation increased \$411,000 as a result of: (1) \$341,000 for the allocation of a portion of the terminated acquisition costs previously discussed, and (2) the Company updating its annual corporate cost allocations.
- Incentive compensation costs increased by \$61,000 as a result of the improved operating results in 2008 compared to 2007.
- Rent and utility expenses increased \$44,000 and \$18,000, respectively, as Eastern Shore began incurring additional rental expense in January 2008 for a new office building.
- The increased level of capital investment caused increased property taxes of \$75,000.
- Partially offsetting the previously mentioned increases was a decrease of \$118,000 in depreciation expense and a decrease of \$61,000 in regulatory expense. Both of these lower expenses are a result of the 2007 rate case. As part of the rate case settlement that became effective September 1, 2007, the FERC approved a reduction in depreciation rates for Eastern Shore. Also, the Company incurred regulatory expenses in the second quarter of 2007 associated with the FERC rate proceeding.
- Other operating expenses relating to various items decreased collectively by approximately \$58,000.

Natural Gas Distribution

Gross margin for the Company's natural gas distribution operations increased by \$556,000, or seven percent, for the second quarter in 2008 compared to the same period in 2007. The gross margin increases of \$481,000 for the Delmarva natural gas distribution operations and \$75,000 for the Florida natural gas distribution operations are further explained below.

The Delmarva distribution operations experienced an increase of \$481,000, or 10 percent, in gross margin. The significant items contributing to the increase in gross margin include the following:

- Continued residential and commercial customer growth contributed to increases in gross margin. Although the Company continues to see a slowdown in the new housing market as a result of the unfavorable market conditions in the housing market, the average number of residential customers on the Delmarva Peninsula increased by 2,209, or five percent, for the second quarter of 2008 compared to the same period in 2007, and the Company estimates that these additional residential customers contributed approximately \$180,000 to gross margin during the second quarter of 2008. The Company further estimates that a two percent growth in the number of its commercial customers during the second quarter of 2008 compared to the same period in 2007 contributed approximately \$93,000 to gross margin during the second quarter of 2008.
- The Company's estimate for unbilled revenue for the second quarter of 2008 contributed \$263,000 more to gross margin than normal, partially due to the warmer weather experienced during the first quarter of 2008.
- Interruptible sales revenue, net of required margin-sharing, increased \$68,000 in the second quarter of 2008 compared to the same period in 2007, as customers took advantage of lower natural gas prices in comparison to prices for alternative fuels.
- Partially offsetting these increases to gross margin was the negative impact of lower consumption per customer that reflects customer conservation efforts in light of higher energy costs and more energy-efficient housing. The Company estimates that lower consumption reduced margins by \$56,000 in the second quarter of 2008.
- The remaining \$61,000 net increase in gross margin can be attributed to various factors, including the implementation of temporary rates by the Delaware division and lower industrial volumes.

Gross margin for the Florida distribution operation increased by \$75,000, or three percent, in the second quarter of 2008 compared to the same period in 2007. This increase in gross margin is primarily due to higher volumes sold to non-residential customers and higher revenues from third-party natural gas marketers.

Other operating expense for the natural gas distribution operations increased by \$582,000 in the second quarter of 2008 compared to the same period in 2007. Among the key components of the increase were the following:

- Corporate costs allocated to the natural gas distribution operations increased \$678,000 primarily due to \$533,000 for the allocation of a portion of the terminated acquisition costs previously discussed.
- Incentive compensation increased \$121,000 in the second quarter of 2008 as the Delmarva operations experienced improved earnings compared to the prior year.
- Property taxes increased by \$57,000 as a result of the Company's continued capital investments.
- The allowance for uncollectible accounts increased \$86,000 in 2008 compared to 2007 as a result of the adjustments to the reserve balances for historical collection practices.
- Depreciation expense and asset removal costs decreased \$58,000 and \$357,000, respectively, in the second quarter of 2008 compared to the same period in 2007, primarily as a result of the Delmarva operations's rate proceedings. These rate proceedings provided for lower depreciation allowances and lower asset removal cost allowances, which resulted in reductions of \$95,000 and \$409,000 in depreciation expense and asset removal costs during the second quarter of 2008. A portion of this

reduction, or \$77,000, represents adjustments to the amount reserved for refund as of March 31, 2008 based on the depreciation and asset removal cost allowances contained in the negotiated settlement agreements.

- In addition, other operating expenses relating to various minor items increased by approximately \$55,000.

Natural Gas Marketing

Gross margin for the natural gas marketing operation increased by \$459,000, or 96 percent, for the second quarter of 2008 compared to the same period in 2007. The increase in gross margin was primarily the result of growth in the number of customers to which it provides supply management services and improved gas supply management techniques. Other operating expenses decreased slightly by \$2,000 for the marketing operation; this decrease is attributable to lower payroll-related costs and benefits, which was partially offset by higher incentive compensation and higher corporate costs as \$16,000 was allocated to the operation for a portion the terminated acquisition costs.

Propane

The propane segment experienced a decrease of \$79,000, or 14 percent, in operating income for the second quarter of 2008 compared to the same period in 2007. Gross margin increased by \$390,000, which was more than offset by an increase in other operating expenses of \$469,000. Absent the terminated acquisition costs of \$273,000 allocated to the propane segment, it would have reduced its operating loss by \$194,000, or 35 percent, for the second quarter of 2008 compared to the same period in 2007.

For the Three Months Ended June 30,	2008	2007	Change
Revenue	\$11,488,807	\$9,494,170	\$1,994,637
Cost of sales	7,534,539	5,930,398	1,604,141
Gross margin	3,954,268	3,563,772	390,496
Operations & maintenance	3,624,049	3,463,047	161,002
Terminated acquisition costs	272,718	-	272,718
Depreciation & amortization	503,929	458,788	45,141
Other taxes	178,271	187,835	(9,564)
Other operating expenses	4,578,967	4,109,670	469,297
Total Operating Loss	(\$624,699)	(\$545,898)	(\$78,801)

Statistical Data — Delmarva Peninsula

Heating degree-days ("HDD"):			
Actual	481	527	(46)
10-year average (normal)	490	496	(6)
Estimated gross margin per HDD	\$2,465	\$1,974	\$491

The period-over-period decrease in operating income was due to higher other operating expenses, which resulted from the allocation of a portion of the terminated acquisition costs in the second quarter of 2008. Absent these costs, the propane segment would have earned a period-over-period increase in operating income of \$194,000. The gross margin increases of \$182,000 for the Delmarva propane distribution operations, \$2,000 for the Florida propane distribution operations and \$207,000 for the propane wholesale and marketing operation, are further explained below.

Delmarva Propane Distribution

The Delmarva propane distribution operation's increase in gross margin of \$182,000 resulted from the following:

- Gross margin increased by \$307,000 in the second quarter of 2008, compared to the same period in 2007, because of a \$0.10 increase in the average gross margin per retail gallon. This increase occurs when market prices rise at a greater rate than the Company's inventory price per gallon. This trend reverses, as it did in the first quarter of 2008, when market prices of propane decrease and move closer to the Company's average inventory price per gallon.
- Temperatures on the Delmarva Peninsula were nine percent warmer in the second quarter of 2008 compared to the same period in 2007, which contributed to a decrease of 156,000 gallons, or five percent, sold during this period in 2008 compared to the same period in 2007. The Company estimates that the warmer weather and decreased volumes sold had a negative impact of approximately \$113,000 for the Delmarva propane distribution operation compared to the second quarter of 2007.
- Non-weather-related volumes sold in the second quarter of 2008 decreased by 176,000 gallons, or five percent. This decrease in gallons sold reduced gross margin by approximately \$109,000 for the Delmarva propane distribution operation compared to the second quarter of 2007. Contributing to this decrease in gallons sold was customer conservation, a reduced number of customers and the timing of propane deliveries.
- The remaining \$97,000 increase in gross margin can be attributed to various other factors, such as higher tank and meter rental fees.

Total other operating expenses increased by \$358,000 for the Delmarva propane operations in the second quarter of 2008, compared to the same period in 2007. The significant items contributing to this increase are explained below:

- Corporate costs allocable to the propane distribution operations increased \$338,000 as a result of: (1) \$227,000 for the allocation of a portion of the terminated acquisition costs previously discussed, and (2) the Company updating its annual corporate cost allocations.
- Vehicle fuel increased \$53,000 as a result of rising gasoline and diesel fuel costs.
- The allowance for uncollectable accounts increased \$31,000 due to increased revenues resulting from the higher cost of propane.
- Customer charges increased by \$26,000 in the second quarter 2008 compared to the same period 2007 as a result of added Community Gas Systems ("CGS") customers. This expenditure will continue to increase as more CGS customers are added.
- Depreciation and amortization expense increased by \$19,000 as a result of the Company's increase in capital investments over the prior year.
- The operation experienced lower expenses of \$121,000 in the second quarter of 2008 compared to the same period in 2007 for propane tank recertifications and maintenance. The Company incurred these costs in 2007 to maintain compliance with U.S. Department of Transportation ("DOT") standards, which requires propane tanks or cylinders to be recertified twelve years from their date of manufacture and every five years after that.
- In addition, other operating expenses relating to various items increased collectively by approximately \$12,000.

Florida Propane Distribution

The Florida propane distribution operation experienced a slight increase in gross margin of \$2,000, or one percent, in the second quarter of 2008 compared to the same period in 2007. The higher gross margin is attributable to an increase of \$15,000 based upon a higher average gross margin per retail gallon, which was partially offset by a decrease of \$13,000 in service sales. Other operating expenses in the second quarter of 2008, compared to the same period in 2007, increased by \$65,000, primarily due to increases in depreciation expense, allowance for uncollectible accounts and increased corporate costs as \$20,000 was allocated to the operations for a portion of the terminated acquisition costs.

Propane Wholesale and Marketing

Gross margin for the Company's propane wholesale marketing operation increased by \$207,000, or 35 percent, in the second quarter of 2008 compared to the same period in 2007. This increase reflects the larger number of market opportunities that arose in the second quarter of 2008 due to price volatility in the propane wholesale market, which exceeded the level of price fluctuations experienced in 2007. The increase in gross margin was partially offset by higher other operating expenses of \$46,000, due primarily to higher payroll costs, including incentive compensation, and increased corporate costs as \$26,000 was allocated to the operation for a portion of the terminated acquisition costs.

Advanced Information Services

The advanced information services segment experienced gross margin growth of approximately \$114,000, or seven percent, and contributed operating income of \$137,000 for the second quarter of 2008, a decrease of \$42,000 compared to the same period in 2007. Absent the terminated acquisition costs of \$64,000 allocated to the advanced information segment, it would have increased its operating income by \$22,000, or 13 percent, for the second quarter of 2008 compared to the same period in 2007.

For the Three Months Ended June 30,	2008	2007	Change
Revenue	\$3,822,274	\$3,816,074	\$6,200
Cost of sales	2,059,375	2,166,963	(107,588)
Gross margin	1,762,899	1,649,111	113,788
Operations & maintenance	1,363,082	1,273,239	89,843
Terminated acquisition costs	64,461	-	64,461
Depreciation & amortization	38,583	35,248	3,335
Other taxes	159,696	161,916	(2,220)
Other operating expenses	1,625,822	1,470,403	155,419
Total Operating Income	\$137,077	\$178,708	(\$41,631)

The period-over-period increase in gross margin was attributable to lower cost of sales. Cost of sales decreased by \$108,000 as the number of billable employees was reduced. Also, lower reimbursable expenses contributed to the reduction in cost of sales as employees performed less travel during the period.

Other operating expenses increased by \$155,000 in the second quarter of 2008, compared to the same period in 2007. This increase in operating expenses is attributable to payroll costs, payroll taxes, and increased corporate costs as \$64,000 was allocated to the segment for a portion of the terminated acquisition costs. Payroll costs increased as a result of the increase in non-billable staffing levels added to support future growth.

Other Business Operations and Eliminations

Other operations, consisting primarily of subsidiaries that own real estate leased to other Company subsidiaries, generated an operating income of approximately \$81,000 for the second quarter of 2008 compared to an operating income of approximately \$73,000 for the same period in 2007.

For the Three Months Ended June 30,	2008	2007	Change
Revenue	\$163,074	\$154,623	\$8,451
Cost of sales	-	-	-
Gross margin	163,074	154,623	8,451
Operations & maintenance	29,784	28,004	1,780
Terminated acquisition costs	12,396	-	12,396
Depreciation & amortization	28,622	39,545	(10,923)
Other taxes	12,344	14,871	(2,527)
Other operating expenses	83,146	82,420	726
Operating Income - Other	79,928	72,203	7,725
Operating income - Eliminations (1)	770	770	-
Total Operating Income	\$80,698	\$72,973	\$7,725

(1) Eliminations are entries required to eliminate activities between segments from the consolidated results.

Interest Expense

Total interest expense for the second quarter of 2008 decreased by approximately \$206,000, or approximately 13 percent, compared to the same period in 2007. The lower interest expense is a result of the following developments:

- Interest on short-term borrowings increased \$44,000 in the second quarter of 2008 compared to the same period in 2007, based upon an increase of \$21.2 million in the Company's average short-term borrowing balance. The impact of the higher borrowing was partially offset by a lower weighted average interest rate that was nearly three percentage points lower in 2008 and the amount of interest capitalized during the period. The Company's average short-term borrowing during the second quarter of 2008 was \$35.3 million with a weighted average interest rate of 2.51 percent, compared to \$14.1 million with a weighted average interest rate of 5.74 percent for the same period in 2007.
- Interest on long-term debt decreased \$141,000 in the second quarter of 2008 compared to the same period in 2007 as the Company reduced its average long-term debt balance by \$7.8 million. The Company's average long-term debt during the second quarter of 2008 was \$69.8 million with a weighted average interest rate of 6.61 percent, compared to \$77.6 million with a weighted average interest rate of 6.67 percent for the same period in 2007.
- Interest expense for other items, such as interest on refunds to customers and meter deposits, increased \$31,000 in the second quarter of 2008 compared to the corresponding period in 2007.

Income Taxes

Income tax expense for the second quarter of 2008 was \$1.2 million compared to \$850,000 for the second quarter of 2007. The increase in income tax expense primarily reflects the higher earnings for the period and an increase of \$50,000 to our tax accrual for uncertain tax positions as defined by FIN 48," related to our 2005 tax return that is currently under audit by the IRS. The effective tax rate for the second quarter of 2008 is 39.5 percent compared to an effective tax rate of 36.4 percent for the second quarter of 2007.

Results of Operations for the Six Months Ended June 30, 2008

The following discussions on operating income and segment results for the six months ended June 30, 2008 and 2007 include use of the term "gross margin." Gross margin is determined by deducting the cost of sales from operating revenue. Cost of sales includes the purchased gas cost for natural gas and propane and the cost of labor spent on direct revenue-producing activities. Gross margin should not be considered an alternative to operating income or net income, which is determined in accordance with GAAP. Chesapeake believes that gross margin, although a non-GAAP measure, is useful and meaningful to investors as a basis for making investment decisions. It provides investors with information that demonstrates the profitability achieved by the Company under its allowed rates for regulated operations and under its competitive pricing structure for non-regulated segments. Chesapeake's management uses gross margin in measuring

performance of its business units and has historically analyzed and reported gross margin information publicly. Other companies may calculate gross margin in a different manner.

Consolidated Overview

The Company experienced a slight decrease of \$80,000 in net income for the six months ended June 30, 2008, compared to the same period in 2007. Earnings per share decreased by \$0.03 per share (diluted) in the first six months of 2008 to \$1.36 per share (diluted), compared to \$1.39 per share (diluted) in 2007, due to an increased number of shares outstanding in 2008.

For the Six Months Ended June 30,	2008	2007	Change
Net Income			
Continuing operations	\$9,393,266	\$9,499,162	(\$105,896)
Discontinued operations	-	(26,284)	26,284
Total Net Income	\$9,393,266	\$9,472,878	(\$79,612)
Diluted Earnings (Loss) Per Share			
Continuing operations	\$1.36	\$1.39	(\$0.03)
Discontinued operations	-	-	-
Total Diluted Earnings Per Share	\$1.36	\$1.39	(\$0.03)

The period-over-period decreases in net income reflects higher income taxes and lower other income, which were partially offset by a slight increase in operating income and a decrease in interest expense. Operating income increased by \$59,000 to \$18.4 million for the first six months of 2008 compared to \$18.3 million for the same period in 2007, as the gross margin increase of \$1.9 million, or four percent, was almost completely offset by an increase in other operating expenses. The increase in gross margin was driven primarily by continued growth, increased interruptible services revenue, and increased rates for the natural gas segment, partially offset by warmer weather on the Delmarva Peninsula and lower non-weather-related sales volumes and margin per gallon for the propane segment. Contributing to the higher operating expenses in 2008 was the \$1.2 million of costs associated with the unconsummated acquisition in the second quarter of 2008.

For the Six Months Ended June 30,	2008	2007	Change
Operating Income			
Natural Gas	\$15,205,387	\$13,608,264	\$1,597,123
Propane	2,819,436	4,327,658	(1,508,222)
Advanced Information Services	174,941	227,528	(52,587)
Other & Eliminations	170,390	148,187	22,203
Operating Income	18,370,154	18,311,637	58,517
Other Income	81,097	290,675	(209,578)
Interest Charges	2,982,106	3,193,951	(211,845)
Income Taxes	6,075,879	5,909,199	166,680
Net Income from Continuing Operations	\$9,393,266	\$9,499,162	(\$105,896)

The period-over-period increase in operating income resulted primarily from the following:

- Growth in the number of customers, improved supply management techniques and favorable imbalance resolutions with interstate pipelines produced a higher gross margin of \$618,000 for the Company's natural gas marketing operation.

- The Company's natural gas transmission and Delmarva natural gas distribution operations experienced a combined increased in interruptible services revenue, net of required margin-sharing, of \$610,000 in the first six months of 2008 compared to the same period in 2007.
- New transportation capacity contracts implemented for the natural gas transmission operation in November 2007 provided for \$591,000 of additional gross margin in the first six months of 2008.
- Period-over-period residential and commercial customer growth of five percent and two percent, respectively, for the Delmarva natural gas distribution operations in 2008.
- Rate increases, lower depreciation allowances and lower asset removal cost allowances contributed \$1.7 million to operating income for the natural gas segment in the first six months of 2008 as a result of rate proceedings for the Company's Delmarva natural gas distribution and natural gas transmission operations.
- Partially offsetting these increases in gross margin was the negative impact that warmer weather on the Delmarva Peninsula had on gross margin for the Delmarva natural gas and propane distribution operations. In addition, gross margin from the propane segment decreased as the Delmarva distribution operations experienced lower non-weather related sales volumes and decreases in the average gross margin per retail gallon.

Natural Gas

The natural gas segment earned operating income of \$15.2 million for the first six months in 2008 compared to \$13.6 million for the corresponding period in 2007, an increase of \$1.6 million, or 12 percent.

For the Six Months Ended June 30,	2008	2007	Change
Revenue	\$122,806,861	\$104,875,421	\$17,931,440
Cost of sales	88,263,342	72,899,708	15,363,634
Gross margin	34,543,519	31,975,713	2,567,806
Operations & maintenance	12,790,761	12,703,572	87,189
Terminated acquisition costs	890,053	-	890,053
Depreciation & amortization	3,294,659	3,630,193	(335,534)
Other taxes	2,362,659	2,033,684	328,975
Other operating expenses	19,338,132	18,367,449	970,683
Total Operating Income	\$15,205,387	\$13,608,264	\$1,597,123

Statistical Data — Delmarva Peninsula

Heating degree-days ("HDD"):			
Actual	2,703	2,966	(263)
10-year average (normal)	2,760	2,737	23
Estimated gross margin per HDD	\$1,937	\$2,283	(\$346)
Per residential customer added:			
Estimated gross margin	\$372	\$372	\$0
Estimated other operating expenses	\$106	\$106	\$0

Residential Customer Information

Average number of customers:			
Delmarva	45,778	43,471	2,307
Florida	13,517	13,311	206
Total	59,295	56,782	2,513

Gross margin for the Company's natural gas segment increased by \$2.6 million, or eight percent, and other operating expenses increased by \$971,000, or five percent, for the first six months of 2008 compared to the same period in 2007. The gross margin increases of \$1.3 million for the natural gas transmission operation, \$667,000 for the natural gas distribution operations and \$618,000 for the natural gas marketing operation, are further explained below.

Natural Gas Transmission

The natural gas transmission operation achieved gross margin growth of \$1.3 million, or 12 percent, in the first six months of 2008 compared to the same period in 2007. The significant items contributing to the increase in gross margin include the following:

- New transportation capacity contracts implemented in November 2007 contributed \$591,000 to gross margin in the first six months of 2008. In 2008, these new transportation capacity contracts are expected to generate an additional annual gross margin of \$1.2 million above 2007 gross margin.
- Interruptible revenue, net of required margin-sharing, increased \$328,000 in the first six months of 2008 compared to the same period in 2007. Interruptible customers include large industrial customers whose service can be temporarily interrupted when necessary to meet the needs of firm customers. For the remainder of 2008, however, the Company expects its natural gas transmission operation to report a decrease of \$192,000 in interruptible services revenue, compared to the corresponding period in 2007, because the operation reached its margin-sharing threshold in the second quarter of 2008; in 2007, it reached the threshold in the fourth quarter. Currently effective settlements in rate proceedings require the Company, upon reaching the margin-sharing threshold, to share 90% of its interruptible natural gas transmission revenues with its customers.
- The implementation of rate case settlement rates, effective September 1, 2007, contributed an additional \$315,000 to gross margins in the first six months of 2008 compared to the same period in 2007. A further discussion of the FERC rate proceeding is provided within the "Rates and Regulatory" section of Note 4, "Commitments and Contingencies," to the unaudited Condensed Consolidated Financial Statements.
- The remaining \$50,000 increase to gross margin is attributable to various other items.

An increase of \$602,000 in other operating expenses partially offset the increased gross margin. The factors contributing to the increase in other operating expenses include the following:

- Corporate costs allocated to the natural gas transmission operation increased \$543,000 as a result of: (1) \$341,000 for the allocation of a portion of the terminated acquisition costs previously discussed, and (2) the Company updating its annual corporate cost allocations.
- Incentive compensation costs increased by \$49,000 as a result of the improved operating results in 2008 compared to 2007.
- Rent and utility expenses increased \$88,000 and \$39,000, respectively, as Eastern Shore began incurring additional rental expense in January 2008 for a new office building.
- The increased level of capital investment caused increased property taxes of \$148,000.
- Eastern Shore experienced increased costs of \$40,000 for line locating in the first six months of 2008 compared to the same period in 2007.
- Other operating expenses relating to various items increased collectively by approximately \$45,000.
- Partially offsetting the previously mentioned increases was a decrease of \$230,000 in depreciation expense and a decrease of \$120,000 in regulatory expense. Both of these lower expenses are a result of the 2007 rate case. As part of the rate case settlement that became effective September 1, 2007, the FERC approved a reduction in depreciation rates for Eastern Shore. Also, the Company incurred regulatory expenses in the first six months of 2007 associated with the FERC rate proceeding.

Natural Gas Distribution

Gross margin for the Company's natural gas distribution operations increased by \$667,000, or three percent, for the first six months of 2008 compared to the same period in 2007. The gross margin increases of \$565,000

for the Delmarva natural gas distribution operations and \$102,000 for the Florida natural gas distribution operations are further explained below.

The Delmarva distribution operations experienced an increase of \$565,000, or four percent, in gross margin. The significant items contributing to the increase in gross margin include the following:

- Continued residential and commercial customer growth contributed to increases in gross margin. Although the Company continues to see a slowdown in the new housing market as a result of unfavorable market conditions in the housing industry, the average number of residential customers on the Delmarva Peninsula increased by 2,307, or five percent, for the first six months of 2008 compared to the same period in 2007, and the Company estimates that these additional residential customers contributed approximately \$518,000 to gross margin during the first six months of 2008. The Company further estimates that a two percent growth in the number of the Company's commercial customers during the first six months of 2008 in comparison to the same period in 2007 contributed approximately \$221,000 to gross margin during the first six months of 2008.
- Interruptible services revenue, net of required margin-sharing, increased \$282,000 in the second quarter of 2008 compared to the same period in 2007 as customers took advantage of lower natural gas prices in comparison to prices for alternative fuels.
- Partially offsetting these increases to gross margin was the negative impact of warmer weather and lower consumption per customer in the first six months of 2008 compared to the same period in 2007. The Company estimates that warmer weather reduced gross margin by approximately \$464,000 as temperatures on the Delmarva Peninsula were nine percent warmer in the first six months of 2008 compared to the same period in 2007. In addition, the Company estimates that lower consumption per customer reduced margins by approximately \$73,000 in 2008.
- The remaining \$81,000 net increase in gross margin can be attributed to various factors, including the implementation of temporary rates by the Delaware division and lower industrial volumes.

Gross margin for the Florida distribution operation increased by \$102,000, or two percent, in the first six months of 2008 compared to the same period in 2007. The higher gross margin for the period is primarily attributed to the increase in customers as the operation experienced a two percent growth in residential customers, an increase in non-residential customer volumes, and higher revenues from third-party natural gas marketers.

Other operating expense for the natural gas distribution operations increased by \$429,000 in the first six months of 2008 compared to the same period in 2007. Among the key components producing this net increase were the following:

- Corporate costs allocable to the natural gas distribution operations increased \$927,000 as a result of (1) \$533,000 for the allocation of a portion of the terminated acquisition costs previously discussed, and (2) the Company updating its annual corporate cost allocations.
- Incentive compensation increased \$295,000 in the first six months of 2008 as the Delmarva and Florida operations experienced improved earnings compared to the prior year.
- The Florida distribution operation experienced higher expense of \$113,000 for outside services as the operation incurred additional costs for meter reading services and higher commissions to a third-party marketer.
- Property taxes increased by \$114,000 as a result of the Company's continued capital investments.
- Vehicle fuel increased \$47,000 in the first six months of 2008 as a result of higher gasoline and diesel prices.
- Depreciation expense and asset removal costs decreased \$105,000 and \$836,000, respectively, in the first six months of 2008 compared to the same period in 2007, primarily as a result of the Delmarva operations' rate proceedings. These rate proceedings provided for lower depreciation

allowances and lower asset removal cost allowances, which resulted in reductions of \$179,000 and \$937,000 in depreciation expense and asset removal costs, respectively, during the first six months of 2008.

- Maintenance costs for the Florida operation decreased \$108,000 during the first six months of 2008 compared with the same period in 2007 due to the timing of compliance costs with the new federal pipeline integrity regulations, which were incurred in 2007.
- Merchant payment fees decreased by \$97,000 primarily from the Company's Delmarva operations outsourcing the processing of credit card payments in April of 2007.
- In addition, other operating expenses relating to various other items increased by approximately \$79,000.

Natural Gas Marketing

Gross margin for the natural gas marketing operation increased by \$618,000, or 61 percent, for the first six months of 2008 compared to the same period in 2007. The increase in gross margin was primarily the result of a higher number of customers to which it provides supply management services, improved gas supply management techniques, and favorable imbalance resolutions with interstate pipelines. Other operating expenses decreased by \$60,000 for the marketing operation; this decrease is attributable to lower payroll-related costs, benefits, and allowance for uncollectible accounts. These lower costs were partially offset by higher incentive compensation incurred as a result of the improved operating results and higher corporate costs as \$16,000 was allocated to the operation for a portion the terminated acquisition costs.

Propane

The propane segment earned operating income of \$2.8 million for the first six months of 2008 compared to \$4.3 million for the corresponding quarter in 2007, a decrease of \$1.5 million, or 35 percent.

For the Six Months Ended June 30,	2008	2007	Change
Revenue	\$39,297,957	\$34,416,976	\$4,880,981
Cost of sales	27,256,857	21,263,372	5,993,485
Gross margin	12,041,100	13,153,604	(1,112,504)
Operations & maintenance	7,457,009	7,459,990	(2,981)
Terminated acquisition costs	272,718	-	272,718
Depreciation & amortization	1,001,808	904,368	97,440
Other taxes	490,129	461,588	28,541
Other operating expenses	9,221,664	8,825,946	395,718
Total Operating Income	\$2,819,436	\$4,327,658	(\$1,508,222)

Statistical Data — Delmarva Peninsula

Heating degree-days ("HDD"):

Actual	2,703	2,966	(263)
10-year average (normal)	2,760	2,737	23
Estimated gross margin per HDD	\$2,465	\$1,974	\$491

The period-over-period decrease in operating income was due primarily to the Delmarva propane distribution operation, which experienced a lower gross margin from warmer weather on the Delmarva Peninsula, a lower margin per retail gallon and lower sales volumes in the first six months of 2008.

The gross margin decreases of \$1.3 million for the Delmarva propane distribution operations and \$14,000 for the Florida propane distribution operations, which were partially offset by a higher gross margin of \$170,000 for the propane wholesale and marketing operation, are further explained below.

Delmarva Propane Distribution

The Delmarva propane distribution operation's decrease in gross margin of \$1.3 million resulted from the following:

- Temperatures on the Delmarva Peninsula were nine percent warmer in the first six months of 2008 compared to the same period in 2007, which contributed to a decrease of 891,000 gallons, or six percent, sold during this period in 2008 compared to the same period in 2007. The Company estimates that the warmer weather and decreased volumes sold had a negative impact of approximately \$648,000 for the Delmarva propane distribution operation compared to the first six months of 2007.
- Non-weather-related volumes sold in the first six months of 2008 decreased by 766,000 gallons, or six percent. This decrease in gallons sold reduced gross margin by approximately \$567,000 for the Delmarva propane distribution operation compared to the first six months of 2007. Factors contributing to this decrease in gallons sold included: customer conservation, a reduced number of customers and the timing of propane deliveries.
- Gross margin decreased by \$213,000 in the first six months of 2008, compared to the same period in 2007, because of a \$0.02 decrease in the average gross margin per retail gallon. This decrease occurs when market prices decrease and move closer to the Company's inventory price per gallon and the trend reverses when market prices of propane are greater than the Company's average inventory price per gallon.
- Revenues from miscellaneous fees, including items such as tank and meter rentals increased by \$108,000 during the first six months of 2008 compared to the same period in 2007.
- The remaining \$52,000 net increase in gross margin can be attributed to various factors, including service revenue.

Total other operating expenses increased by \$258,000 for the Delmarva propane operations in the first six months of 2008, compared to the same period in 2007. The significant items contributing to this increase are explained below:

- Corporate costs allocable to the propane distribution operations increased \$415,000 as a result of (1) \$227,000 for the allocation of a portion of the terminated acquisition costs previously discussed, and (2) the Company updating its annual corporate cost allocations.
- Vehicle fuel increased \$106,000 as a result of rising gasoline and diesel fuel costs.
- The allowance for uncollectible accounts increased \$62,000 due to increased revenues resulting from the higher cost of propane.
- Mains fees increased by \$51,000 in the first six months of 2008 compared to the same period in 2007 as a result of added CGS customers. This expenditure will continue to increase as more CGS customers are added.
- Depreciation and amortization expense increased by \$41,000 as a result of an increase in the Company's capital investments compared to the prior year.
- The operations experienced lower expenses of \$174,000 in the first six months of 2008 compared to the same period in 2007 for propane tank recertifications and maintenance. The Company incurred these costs in 2007 to maintain compliance with U.S. Department of Transportation ("DOT") standards, which require propane tanks or cylinders to be recertified twelve years from their date of manufacture and every five years thereafter.
- Incentive compensation and commissions costs decreased by \$239,000 as a result of the lower operating results in 2008 compared to 2007.
- Other operating expenses relating to various items decreased collectively by approximately \$4,000.

Florida Propane Distribution

The Florida propane distribution operation experienced a decrease in gross margin of \$14,000, or two percent, in the first six months of 2008 compared to the same period in 2007. The lower gross margin is attributable to a decrease of \$25,000 in service sales as the operation exits this portion of the business, which was partially offset by an increase of \$12,000 based upon a higher average gross margin per retail gallon. Other operating expenses in the first six months of 2008, compared to the same period in 2007, increased by \$77,000, primarily due to increased depreciation expense and increased corporate costs as \$20,000 was allocated to the operations for a portion of the terminated acquisition costs.

Propane Wholesale and Marketing

Gross margin for the Company's propane wholesale marketing operation increased by \$170,000, or 13 percent, in the first six months of 2008 compared to the same period in 2007. This increase reflects the larger number of market opportunities that arose in the first six months of 2008 due to price volatility in the propane wholesale market, which exceeded the level of price fluctuations experienced in 2007. The increase in gross margin was partially offset by higher other operating expenses of \$61,000, due primarily to higher payroll costs and increased corporate costs as \$26,000 was allocated to the operation for a portion of the terminated acquisition costs. The higher period-over-period payroll cost is the result of a position vacant during 2007 being filled in 2008.

Advanced Information Services

The advanced information services business experienced gross margin growth of approximately \$352,000, or 11 percent, and contributed operating income of \$175,000 for the second quarter of 2008, a decrease of \$53,000 compared to the same period in 2007. Absent the terminated acquisition costs of \$64,000 allocated to the advanced information segment in the second quarter of 2008, the segment would have experienced a slight increase in its operating income of \$11,000 for the first six months of 2008 compared to the same period in 2007.

For the Six Months Ended June 30,	2008	2007	Change
Revenue	\$7,473,413	\$7,121,197	\$352,216
Cost of sales	4,000,948	4,001,111	(163)
Gross margin	3,472,465	3,120,086	352,379
Operations & maintenance	2,766,947	2,464,659	302,288
Terminated acquisition costs	64,461	-	64,461
Depreciation & amortization	75,838	69,485	6,353
Other taxes	390,278	358,414	31,864
Other operating expenses	3,297,524	2,892,558	404,966
Total Operating Income	\$174,941	\$227,528	(\$52,587)

The increase of revenues in the first six months of 2008 resulted primarily from the following:

- Product sales increased by \$204,000 as the operation enlarged its marketing and sales force.
- Consulting revenues increased by \$87,000 as higher average billing rates overcame a two-percent decrease in the number of billable hours;
- Managed Database Administration ("MDBA") services, which provide clients with professional database monitoring and support solutions during business hours or around the clock increased by \$75,000; and
- Revenues from other products and services decreased collectively by approximately \$14,000.

Cost of sales remained relatively unchanged from period-to-period. An increase in cost of sales to provide services for the additional revenue earned in 2008 was offset by a reduction in cost of sales for billable employees that transferred to non-billable positions. Also, lower reimbursable expenses contributed to the

reduction in cost of sales as employees performed less travel during the period.

Other operating expenses increased by \$405,000 in the first six months of 2008, compared to the same period in 2007. This increase in operating expenses is attributable to payroll costs, payroll taxes, and higher corporate costs as \$64,000 was allocated to the segment for a portion of the terminated acquisition costs. Payroll costs increased as a result of the increase in non-billable staffing levels previously discussed.

Other Business Operations and Eliminations

Other operations, consisting primarily of subsidiaries that own real estate leased to other Company subsidiaries, generated an operating income of approximately \$170,000 for the first six months of 2008 compared to an operating income of approximately \$148,000 for the same period in 2007.

For the Six Months Ended June 30,	2008	2007	Change
Revenue	\$326,148	\$309,246	\$16,902
Cost of sales	-	-	-
Gross margin	326,148	309,246	16,902
Operations & maintenance	58,716	51,475	7,241
Terminated acquisition costs	12,396	-	12,396
Depreciation & amortization	57,244	80,813	(23,569)
Other taxes	28,941	30,310	(1,369)
Other operating expenses	157,297	162,598	(5,301)
Operating Income - Other	168,851	146,648	22,203
Operating Income - Eliminations (1)	1,539	1,539	-
Total Operating Income	\$170,390	\$148,187	\$22,203

(1) Eliminations are entries required to eliminate activities between business segments from the consolidated results.

Interest Expense

Total interest expense for the first six months of 2008 decreased by approximately \$212,000, or seven percent, compared to the same period in 2007. The lower interest expense is a result of the following developments:

- Interest on short-term borrowings increased by \$130,000 in the first six months of 2008 compared to the same period in 2007, based upon an increase of \$19.8 million in the Company's average short-term borrowing balance. The impact of the higher borrowing was partially offset by a weighted average interest rate that was nearly 2.6 percentage points lower in 2008 and interest that was capitalized during the period. The Company's average short-term borrowing during the first six months of 2008 was \$35.6 million, with a weighted average interest rate of 3.14 percent, compared to \$15.8 million, with a weighted average interest rate of 5.72 percent for the same period in 2007.
- Interest on long-term debt decreased by \$282,000 in the first six months of 2008 compared to the same period in 2007 as the Company reduced its average long-term debt balance by \$7.9 million. The Company's average long-term debt during the first six months of 2008 was \$69.9 million, with a weighted average interest rate of 6.63 percent, compared to \$77.8 million, with a weighted average interest rate of 6.68 percent for the same period in 2007.
- Interest expense for customer refunds increased by \$210,000 in the first six months of 2008 due to the timing of regulatory filings and the settlement of rate cases.
- Interest expense for other items, such as interest on refunds and meter deposits, increased by \$27,000 in the first six months of 2008 compared to the corresponding period in 2007.

Income Taxes

Income tax expense for the first six months of 2008 was \$6.1 million compared to \$5.9 million for the same period in 2007. The increase in income tax expense primarily reflects the higher earnings for the period and an increase of \$50,000 to our tax accrual for uncertain tax positions as defined in FIN 48 related to our 2005 tax return that is currently under audit by the IRS. The effective tax rate for the first six months of 2008 is 39.3 percent compared to an effective tax rate of 38.4 percent for the same period in 2007.

FINANCIAL POSITION, LIQUIDITY AND CAPITAL RESOURCES

Chesapeake's capital requirements reflect the capital-intensive nature of its business and are principally attributable to its investment in new plant and equipment and the retirement of outstanding debt. The Company relies on cash generated from operations, short-term borrowing and other sources to meet normal working capital requirements and to finance capital expenditures. During the first six months of 2008, net cash provided by operating activities was \$9.6 million, cash used by investing activities was \$15.6 million, and cash provided by financing activities was \$6.6 million.

By comparison, during the first six months of 2007, net cash provided by operating activities was \$20.6 million, cash used by investing activities was \$15.9 million, and cash used by financing activities was \$8.3 million.

As of February 20, 2008, the Board of Directors has authorized the Company to borrow up to \$70.0 million of short-term debt, as required, from various banks and trust companies under short-term lines of credit. As of June 30, 2008, Chesapeake had five unsecured bank lines of credit with three financial institutions, totaling \$90.0 million, none of which requires compensating balances. These bank lines are available to provide funds for the Company's short-term cash needs, to meet seasonal working capital requirements and to fund temporarily portions of its capital expenditures. Two of the bank lines, totaling \$15.0 million, are committed. Advances offered under the uncommitted lines of credit are subject to the discretion of the banks. The Company's outstanding balance of short-term borrowing at June 30, 2008 and December 31, 2007 was \$57.1 million and \$45.7 million, respectively.

Chesapeake has budgeted \$37.5 million for capital expenditures during 2008. This amount includes \$17.0 million for natural gas distribution, \$13.3 million for natural gas transmission, \$5.9 million for propane distribution and wholesale marketing, \$290,000 for advanced information services and \$887,000 for other operations. The natural gas distribution and transmission expenditures are for expansion and improvement of facilities. The propane expenditures are to support customer growth, to acquire land for a future bulk storage facility, and to replace equipment. The advanced information services expenditures are for computer hardware, software and related equipment. The other operations category includes general plant, computer software and hardware. The Company expects to fund the 2008 capital expenditures program from short-term borrowing, cash provided by operating activities, and other sources. The capital expenditure program is subject to continuous review and modification. Actual capital requirements may vary from the above estimates due to a number of factors, including changing economic conditions, customer growth in existing areas, regulation, new growth opportunities, acquisition opportunities and availability of capital.

Capital Structure

The following presents the Company's capitalization as of June 30, 2008 and December 31, 2007:

	<u>June 30, 2008</u>		<u>December 31, 2007</u>	
	(In thousands, except percentages)			
Long-term debt, net of current maturities	\$63,181	33%	\$63,255	35%
Stockholders' equity	\$125,470	67%	\$119,577	65%
Total capitalization, excluding short-term debt	\$188,651	100%	\$182,832	100%

As of June 30, 2008, common equity represented 67 percent of total capitalization, compared to 65 percent at December 31, 2007. If short-term borrowing and the current portion of long-term debt were included in total capitalization, the equity component of the Company's capitalization would have been 50 percent at June 30, 2008, compared to 49 percent at December 31, 2007. Chesapeake remains committed to maintaining a sound capital structure and strong credit ratings to provide the financial flexibility needed to access capital markets when required. This commitment, along with adequate and timely rate relief for the Company's regulated operations, is intended to ensure that Chesapeake will be able to attract capital from outside sources at a reasonable cost. The Company believes that the achievement of these objectives will provide benefits to customers and creditors, as well as to the Company's investors.

Shelf Registration

In July 2006, the Company filed a registration statement on Form S-3 with the SEC to issue up to \$40.0 million in new common stock and/or debt securities. The registration statement was declared effective by the SEC in November 2006. In the fourth quarter of 2006, the Company sold 600,300 shares of common stock, including the underwriter's exercise of their over-allotment option of 90,045 shares, under this registration statement, generating net proceeds of \$19.7 million. At June 30, 2008, the Company had approximately \$20.0 million remaining under this registration statement.

Cash Flows Provided By Operating Activities

Cash flows provided by operating activities were as follow:

<u>For the Six Months Ended June 30,</u>	<u>2008</u>	<u>2007</u>	<u>Change</u>
Net Income	\$9,393,266	\$9,472,879	(\$79,613)
Non-cash adjustments to net income	7,505,849	8,186,431	(680,582)
Changes in working capital	(7,256,462)	2,958,748	(10,215,210)
Net cash provided by operating activities	\$9,642,653	\$20,618,058	(\$10,975,405)

Period-over-period changes in our cash flows from operating activities are attributable primarily to net income, non-cash adjustments, such as depreciation and deferred income taxes, and changes in our working capital. The changes in working capital are affected by weather, the price of natural gas and propane, the timing of customer collections, payments of natural gas and propane purchases, and deferred gas cost recoveries.

For the first six months of 2008, net cash flow provided by operating activities was \$9.6 million, a reduction of \$11.0 million compared to the same period of 2007. The decrease was due primarily to an increase in accounts receivable, which was partially offset by an increase in accounts payable. These increases are due to the timing of collections and payments of trading contracts entered into by the Company's propane wholesale and marketing operation. Also contributing to the decrease in net cash flows provided by operating activities, was a reduction in regulatory liabilities, which resulted primarily from environmental expenditures and refunds to customers.

Cash Flows Used in Investing Activities

Net cash flows used in investing activities totaled \$15.6 million and \$15.9 million during the six months ended June 30, 2008 and 2007, respectively.

- Cash utilized for capital expenditures was \$15.4 million and \$16.0 million for the first six months of 2008 and 2007, respectively. Additions to property, plant and equipment in the first six months of 2008 were primarily for natural gas transmission (\$5.9 million), natural gas distribution (\$7.0 million), propane distribution (\$1.6 million), and other operations (\$889,000).
- The Company's environmental expenditures exceeded amounts recovered through rates charged to customers in the first six months of 2008 and 2007 by \$199,000 and \$136,000, respectively.

Cash Flows Provided by Financing Activities

Cash flows provided by financing activities totaled \$6.6 million for the first six months of 2008 compared to \$8.3 million of cash used for the first six months of 2007. Significant financing activities included the following:

- During the first six months of 2008, the Company had net borrowings from short-term debt of \$11.5 million compared to a net repayment of \$4.8 million in the first six months of 2007.
- During the first six months of 2008, the Company paid \$3.8 million in cash dividends compared with dividend payments of \$3.5 million for the same time period in 2007. The increase in dividends paid in the first six months of 2008 compared to 2007 reflects both growth in the annualized dividend rate and the increase in the number of shares outstanding.
- The Company repaid \$1.0 million of long-term debt during the first six months of 2008 and 2007, respectively.

Off-Balance Sheet Arrangements

The Company has issued corporate guarantees to certain vendors of its propane wholesale marketing subsidiary and its Florida natural gas supply management subsidiary. These corporate guarantees provide for the payment of propane and natural gas purchases in the event of either subsidiary's default. Neither subsidiary has ever defaulted on its obligations to pay suppliers. The liabilities for these purchases are recorded in the Consolidated Financial Statements when incurred. The aggregate amount guaranteed at June 30, 2008 was \$24.2 million, with the guarantees expiring on various dates in 2008 and the first six months of 2009.

In addition to the corporate guarantees, the Company has issued a letter of credit to its primary insurance company for \$775,000, which expires on May 31, 2009. The letter of credit is provided as security to satisfy the deductibles under the Company's various insurance policies. There have been no draws on this letter of credit as of June 30, 2008.

Contractual Obligations

There has not been any material change in the contractual obligations presented in the Company's 2007 Annual Report on Form 10-K, except for commodity purchase obligations and forward contracts entered into in the ordinary course of the Company's business. Below is a summary of the commodity and forward contract obligations at June 30, 2008.

Purchase Obligations	Payments Due by Period				Total
	Less than 1 year	1 - 3 years	3 - 5 years	More than 5 years	
Commodities ⁽¹⁾	\$20,342,267	\$1,329,764	\$0	\$0	\$21,672,031
Propane ⁽²⁾	66,118,237	-	-	-	66,118,237
Total Purchase Obligations	\$86,460,504	\$1,329,764	\$0	\$0	\$87,790,268

⁽¹⁾ In addition to the obligations noted above, the natural gas distribution and propane distribution operations have agreements with commodity suppliers that have provisions

allowing the Company to reduce or eliminate the quantities purchased. There are no monetary penalties for reducing the amounts purchased; however, the propane contracts allow the suppliers to reduce the amounts available in the winter season if the Company does not purchase specified amounts during the summer season. Under these contracts, the commodity prices will fluctuate as market prices fluctuate.

- (2) The Company has also entered into forward sale contracts in the aggregate amount of \$68.6 million. See Part I, Item 3, "Quantitative and Qualitative Disclosures about Market Risk," below for further information.

Environmental Matters

As more fully described in Note 4, "Commitments and Contingencies," to the Unaudited Condensed Consolidated Financial Statements, Chesapeake has incurred costs relating to the completed or ongoing environmental remediation at three former manufactured gas plant sites. In addition, Chesapeake is currently participating in discussions regarding possible responsibility of the Company for remediation of a fourth former manufactured gas plant site located in Cambridge, Maryland. Chesapeake believes that future costs associated with these sites will be recoverable in rates or through sharing arrangements with, or contributions by, other responsible parties.

OTHER MATTERS

Rates and Regulatory Matters

The Company's natural gas distribution operations in Delaware, Maryland and Florida are subject to regulation by their respective state PSCs. Eastern Shore is subject to regulation by the FERC. At June 30, 2008, Chesapeake was involved in rates and/or regulatory matters in each of the jurisdictions in which it operates. Each of these rates or regulatory matters is fully described in Note 4, "Commitments and Contingencies," to the Unaudited Condensed Consolidated Financial Statements.

Competition

The Company's natural gas operations compete with other forms of energy, including electricity, oil and propane. The principal competitive factors are price and, to a lesser extent, accessibility. The Company's natural gas distribution operations have several large volume industrial customers that have the capacity to use fuel oil as an alternative to natural gas. When oil prices decline, these interruptible customers may convert to oil to satisfy their fuel requirements. Oil prices, as well as the prices of electricity and other fuels, which are normally lower than the price of natural gas, are subject to fluctuation for a variety of reasons; therefore, future competitive conditions are not predictable. To address this uncertainty, the Company uses flexible pricing arrangements on both the supply and sales sides of this business to compete with the fluctuations in its customers' alternative fuel prices. As a result of the transmission operation's conversion to open access and the Florida gas distribution division's restructuring of its services, these businesses have shifted from providing competitive sales service to providing transportation and contract storage services.

The Company's natural gas distribution operations in Delaware, Maryland and Florida offer transportation services to certain commercial and industrial customers. In 2002, the Florida operation extended such service to residential customers. With transportation service available on the Company's distribution systems, the Company is competing with third-party suppliers to sell gas to industrial customers. With respect to unbundled transportation services, the Company's competitors include interstate transmission companies if distribution customers are located close enough to a transmission company's pipeline to make a connection economically feasible. The customers at risk are usually large volume commercial and industrial customers with the financial resources and capability to bypass the Company's distribution operations in this manner. In certain situations, the Company's distribution operations may adjust services and rates for these customers to retain their business. The Company expects to continue to expand the availability of transportation service to additional classes of distribution customers in the future. The Company established a natural gas sales and supply

operation in Florida to compete for customers eligible for transportation services. The Company also provides such sales service in Delaware.

The Company's propane distribution operations compete with several other propane distributors in their service territories, primarily on the basis of service and price, emphasizing reliability of service and responsiveness. Competition is generally from local outlets of national distribution companies and local businesses, because distributors located in close proximity to customers incur lower costs of providing service. Propane competes with electricity as an energy source, because propane is typically less expensive than electricity, based on equivalent BTU value. Propane also competes with home heating oil as an energy source. Since natural gas has historically been less expensive than propane, propane is generally not distributed in geographic areas serviced by natural gas pipeline or distribution systems.

The propane wholesale marketing operation competes against various marketers, many of which have significantly greater resources and are able to obtain price or volumetric advantages.

The advanced information services business faces significant competition from a number of larger competitors having substantially greater resources available to them. In addition, changes in the advanced information services industry are occurring rapidly, which could adversely impact the markets for the products and services offered by such businesses. This segment of the Company competes on the basis of technological expertise, service reputation and price.

Inflation

Inflation affects the cost of supply, labor, products and services required for operations, maintenance and capital improvements. While the impact of inflation has remained low in recent years, natural gas and propane prices are subject to rapid fluctuations. In the Company's regulated natural gas distribution operations, fluctuations in natural gas prices are passed on to customers through the gas cost recovery mechanism in the Company's tariffs. To help cope with the effects of inflation on its capital investments and returns, the Company seeks rate relief from regulatory commissions for its regulated operations and closely monitors the returns of its unregulated business operations. To compensate for fluctuations in propane gas prices, the Company adjusts its propane selling prices to the extent allowed by the market.

Recent Authoritative Pronouncements on Financial Reporting and Accounting

Recent accounting developments and their impact on our financial position, results of operations and cash flows are described in Note 5, "Recent Authoritative Pronouncements on Financial Reporting and Accounting," to the unaudited Condensed Consolidated Financial Statements.

Item 3. Quantitative and Qualitative Disclosures about Market Risk

Market risk represents the potential loss arising from adverse changes in market rates and prices. Long-term debt is subject to potential losses based on changes in interest rates. The Company's long-term debt consists of first mortgage bonds, fixed-rate senior notes and convertible debentures. All of the Company's long-term debt is fixed-rate debt and was not entered into for trading purposes. The carrying value of long-term debt, including current maturities, was \$69.8 million at June 30, 2008, as compared to a fair value of \$72.9 million, based mainly on current market prices or discounted cash flows, using current rates for similar issues with similar terms and remaining maturities. The Company evaluates whether to refinance existing debt or permanently refinance existing short-term borrowing, based in part on the fluctuation in interest rates.

The Company's propane distribution business is exposed to market risk as a result of propane storage activities and when it enters into fixed-price contracts for supply. The Company can store up to approximately four million gallons (including leased storage and rail cars) of propane during the winter season to meet its customers' peak requirements and to serve metered customers. Decreases in the wholesale price of propane

may cause the value of stored propane to decline. To mitigate the impact of price fluctuations, the Company has adopted a Risk Management Policy that allows the propane distribution operation to enter into fair value hedges of its inventory. Management reviewed the Company's storage position as of June 30, 2008 and elected not to hedge any of its inventories.

The Company's propane wholesale marketing operation is a party to natural gas liquids ("NGLs") forward contracts, primarily propane contracts, with various third parties. These contracts require that the propane wholesale marketing operation purchase or sell NGLs at a fixed price at fixed future dates. At expiration, the contracts are settled by the delivery of NGLs to the Company or the counter-party or booking out the transaction. Booking out is a procedure for financially settling a contract in lieu of the physical delivery of energy. The propane wholesale marketing operation also enters into futures contracts that are traded on the New York Mercantile Exchange. In certain cases, the futures contracts are settled by the payment or receipt of a net amount equal to the difference between the current market price of the futures contract and the original contract price; however, they may also be settled for physical receipt or delivery of propane.

The forward and futures contracts are entered into for trading and wholesale marketing purposes. The propane wholesale marketing business is subject to commodity price risk on its open positions to the extent that market prices for NGLs deviate from fixed contract settlement prices. Market risk associated with the trading of futures and forward contracts are monitored daily for compliance with the Company's Risk Management Policy, which includes volumetric limits for open positions. To manage exposures to changing market prices, open positions are marked up or down to market prices and reviewed by the Company's oversight officials daily. In addition, the Risk Management Committee reviews periodic reports on market and the credit risk of counter-parties, approves any exceptions to the Risk Management Policy (within limits established by the Board of Directors) and authorizes the use of any new types of contracts. Quantitative information on forward and futures contracts at June 30, 2008 is presented in the following table.

At June 30, 2008	Quantity in gallons	Estimated Market Prices	Weighted Average Contract Prices
Forward Contracts			
Sale	38,472,000	\$1.3550 — \$1.9200	\$1.7837
Purchase	37,379,982	\$1.3650 — \$1.9250	\$1.7688

*Estimated market prices and weighted average contract prices are in dollars per gallon.
All contracts expire in 2008 or in the first quarter of 2009.*

Item 4. Controls and Procedures

Evaluation of Disclosure Controls and Procedures

The Chief Executive Officer and Chief Financial Officer of the Company, with the participation of other Company officials, have evaluated the Company's "disclosure controls and procedures" (as such term is defined under Rules 13a-15(e) and 15d-15(e) promulgated under the Securities Exchange Act of 1934, as amended) as of June 30, 2008. Based upon their evaluation, the Chief Executive Officer and Chief Financial Officer concluded that the Company's disclosure controls and procedures were effective as of June 30, 2008.

Changes in Internal Control Over Financial Reporting

During the quarter ended June 30, 2008, there was no change in the Company's internal control over financial reporting that has materially affected, or is reasonably likely to materially affect, the Company's internal control over financial reporting.

PART II — OTHER INFORMATION

Item 1. Legal Proceedings

As disclosed in Note 4, "Commitments and Contingencies," of the unaudited Condensed Consolidated Financial Statements, the Company is involved in certain legal actions and claims arising in the normal course of business. The Company is also involved in certain legal and administrative proceedings before various government agencies concerning rates. In the opinion of management, the ultimate disposition of these proceedings and claims will not have a material effect on the consolidated financial position, results of operations or cash flows of the Company.

Item 1A. Risk Factors

In addition to the other information set forth in this Form 10-Q, including the risks and uncertainties described under Item 2 of Part I of this Form 10-Q, in the section entitled "Safe Harbor and Forward Looking Statements," consideration should be given to the factors discussed under Item 1A. "Risk Factors," in the Company's Form 10-K for the fiscal year ended December 31, 2007. These risks could affect the operations and/or financial performance of the Company. The risks described in the Form 10-K and this Form 10-Q are not the only risks that the Company faces. The Company's operations and/or financial performance could also be affected by additional factors that at present are not known to it or that the Company considers immaterial to its operations and/or financial performance.

Item 2. Unregistered Sales of Equity Securities and Use of Proceeds

Period	Total Number of Shares Purchased	Average Price Paid per Share	Total Number of Shares Purchased as Part of Publicly Announced Plans or Programs	Maximum Number of Shares That May Yet Be Purchased Under the Plans or Programs
April 1, 2008				
through April 30, 2008 ⁽¹⁾	557	\$30.99	-	-
May 1, 2008				
through May 30, 2008	-	-	-	-
June 1, 2008				
through June 30, 2008	-	-	-	-
Total	557	\$30.99	-	-

⁽¹⁾ Chesapeake purchased shares of stock on the open market for the purpose of reinvesting the dividend on deferred stock units held in the Rabbi Trust accounts for certain Senior Executives under the Deferred Compensation Plan. The Deferred Compensation Plan is discussed in detail in Note K to the Consolidated Financial Statements of the Company's Form 10-K filed with the Securities Exchange Commission on March 10, 2008. During the quarter, 557 shares were purchased through the reinvestment of dividends on deferred stock units.

Item 3. Defaults upon Senior Securities

None

Item 4. Submission of Matters to a Vote of Security Holders

The Annual Meeting of the Stockholders of Chesapeake Utilities Corporation was held on May 1, 2008. The items set forth below were submitted to a vote of security holders. Proxies for the meeting were solicited in accordance with Regulation 14A under the Securities Exchange Act of 1934, as amended.

The stockholders elected three nominees to the Company's Board of Directors to serve as Class III directors for three-year terms ending in 2011, and until their successors are elected and qualify. The following shows the separate tabulation of votes for each nominee:

Name	Votes For	Votes Withheld
Thomas J. Bresnan	6,357,555	182,717
Joseph E. Moore	6,308,808	231,464
John R. Schimkaitis	6,354,089	186,183

The terms of the following directors were not subject to vote (or election) and they remained in office after the meeting:

Class I Directors (Terms Expire in 2009)	Class II Directors (Terms Expire in 2010)
Calvert A. Morgan, Jr.	Ralph J. Adkins
Eugene H. Bayard	Richard Bernstein
Thomas P. Hill, Jr.	J. Peter Martin

The stockholders approved the ratification of the appointment of Beard Miller Company LLP as the Company's independent registered public accounting firm for the fiscal year ending December 31, 2008. There were 6,473,303 affirmative votes, 35,107 negative votes, and 31,862 abstentions. There were no broker non-votes for this matter.

The stockholders did not approve a shareholder proposal requesting that the Board of Directors take the steps necessary to eliminate classification of terms of the Board of Directors. The Board of Directors opposed this proposal. There were 2,418,582 affirmative votes, 2,635,724 negative votes, 71,889 abstentions, and 1,414,077 broker non-votes.

As of the Record Date, March 14, 2008, 6,806,487 shares of common stock of the Company, the only class of voting or equity securities of the Company, were outstanding.

Item 5. Other Information
None

Item 6. Exhibits

<u>Exhibit</u>	<u>Description</u>
31.1	Certificate of Chief Executive Officer of Chesapeake Utilities Corporation pursuant to Rule 13a-14(a) under the Securities Exchange Act of 1934, dated August 11, 2008.
31.2	Certificate of Chief Financial Officer of Chesapeake Utilities Corporation pursuant to Rule 13a-14(a) under the Securities Exchange Act of 1934, dated August 11, 2008.
32.1	Certificate of Chief Executive Officer of Chesapeake Utilities Corporation pursuant to 18 U.S.C. Section 1350, dated August 11, 2008.
32.2	Certificate of Chief Financial Officer of Chesapeake Utilities Corporation pursuant to 18 U.S.C. Section 1350, dated August 11, 2008.

SIGNATURES

Pursuant to the requirements of the Securities Exchange Act of 1934, the registrant has duly caused this report to be signed on its behalf by the undersigned, thereunto duly authorized.

CHESAPEAKE UTILITIES CORPORATION

/s/ MICHAEL P. MCMASTERS

Michael P. McMasters

Senior Vice President and Chief Financial Officer

Date: August 11, 2008

**CERTIFICATE PURSUANT TO RULE 13A-14(A)
UNDER THE SECURITIES EXCHANGE ACT OF 1934**

I, John R. Schimkaitis, certify that:

1. I have reviewed this quarterly report on Form 10-Q for the quarter ended June 30, 2008 of Chesapeake Utilities Corporation;
2. Based on my knowledge, this report does not contain any untrue statement of a material fact or omit to state a material fact necessary to make the statements made, in light of the circumstances under which such statements were made, not misleading with respect to the period covered by this report;
3. Based on my knowledge, the financial statements, and other financial information included in this report, fairly present in all material respects the financial condition, results of operations and cash flows of the registrant as of, and for, the periods presented in this report;
4. The registrant's other certifying officer(s) and I are responsible for establishing and maintaining disclosure controls and procedures (as defined in Exchange Act Rules 13a-15(e) and 15d-15(e)) and internal control over financial reporting (as defined in Exchange Act Rules 13a-15(f) and 15d-15(f)) for the registrant and have:
 - a) designed such disclosure controls and procedures, or caused such disclosure controls and procedures to be designed under our supervision, to ensure that material information relating to the registrant, including its consolidated subsidiaries, is made known to us by others within those entities, particularly during the period in which this report is being prepared;
 - b) designed such internal control over financial reporting, or caused such internal control over financial reporting to be designed under our supervision, to provide reasonable assurance regarding the reliability of financial reporting and the preparation of financial statements for external purposes in accordance with generally accepted accounting principles;
 - c) evaluated the effectiveness of the registrant's disclosure controls and procedures and presented in this report our conclusions about the effectiveness of the disclosure controls and procedures, as of the end of the period covered by this report based on such evaluation; and
 - d) disclosed in this report any change in the registrant's internal control over financial reporting that occurred during the registrant's most recent fiscal quarter that has materially affected, or is reasonably likely to materially affect, the registrant's internal control over financial reporting; and
5. The registrant's other certifying officer and I have disclosed, based on our most recent evaluation of internal control over financial reporting, to the registrant's auditors and the audit committee of the registrant's board of directors (or persons performing the equivalent functions):
 - a) all significant deficiencies and material weaknesses in the design or operation of internal control over financial reporting which are reasonably likely to adversely affect the registrant's ability to record, process, summarize and report financial information; and
 - b) any fraud, whether or not material, that involves management or other employees who have a significant role in the registrant's internal control over financial reporting.

Date: August 11, 2008

/s/ JOHN R. SCHIMKAITIS

John R. Schimkaitis

President and Chief Executive Officer

**CERTIFICATE PURSUANT TO RULE 13A-14(A)
UNDER THE SECURITIES EXCHANGE ACT OF 1934**

I, Michael P. McMasters, certify that:

1. I have reviewed this quarterly report on Form 10-Q for the quarter ended June 30, 2008 of Chesapeake Utilities Corporation;
2. Based on my knowledge, this report does not contain any untrue statement of a material fact or omit to state a material fact necessary to make the statements made, in light of the circumstances under which such statements were made, not misleading with respect to the period covered by this report;
3. Based on my knowledge, the financial statements, and other financial information included in this report, fairly present in all material respects the financial condition, results of operations and cash flows of the registrant as of, and for, the periods presented in this report;
4. The registrant's other certifying officer(s) and I are responsible for establishing and maintaining disclosure controls and procedures (as defined in Exchange Act Rules 13a-15(e) and 15d-15(e)) and internal control over financial reporting (as defined in Exchange Act Rules 13a-15(f) and 15d-15(f)) for the registrant and have:
 - a) designed such disclosure controls and procedures, or caused such disclosure controls and procedures to be designed under our supervision, to ensure that material information relating to the registrant, including its consolidated subsidiaries, is made known to us by others within those entities, particularly during the period in which this report is being prepared;
 - b) designed such internal control over financial reporting, or caused such internal control over financial reporting to be designed under our supervision, to provide reasonable assurance regarding the reliability of financial reporting and the preparation of financial statements for external purposes in accordance with generally accepted accounting principles;
 - c) evaluated the effectiveness of the registrant's disclosure controls and procedures and presented in this report our conclusions about the effectiveness of the disclosure controls and procedures, as of the end of the period covered by this report based on such evaluation; and
 - d) disclosed in this report any change in the registrant's internal control over financial reporting that occurred during the registrant's most recent fiscal quarter that has materially affected, or is reasonably likely to materially affect, the registrant's internal control over financial reporting; and
5. The registrant's other certifying officer and I have disclosed, based on our most recent evaluation of internal control over financial reporting, to the registrant's auditors and the audit committee of the registrant's board of directors (or persons performing the equivalent functions):
 - a) all significant deficiencies and material weaknesses in the design or operation of internal control over financial reporting which are reasonably likely to adversely affect the registrant's ability to record, process, summarize and report financial information; and
 - b) any fraud, whether or not material, that involves management or other employees who have a significant role in the registrant's internal control over financial reporting.

Date: August 11, 2008

/s/ MICHAEL P. McMASTERS

Michael P. McMasters

Senior Vice President and Chief Financial Officer

Certificate of Chief Executive Officer

of

Chesapeake Utilities Corporation

(pursuant to 18 U.S.C. Section 1350)

I, John R. Schimkaitis, President and Chief Executive Officer of Chesapeake Utilities Corporation, certify that, to the best of my knowledge, the Quarterly Report on Form 10-Q of Chesapeake Utilities Corporation ("Chesapeake") for the period ended June 30, 2008, filed with the Securities and Exchange Commission on the date hereof (i) fully complies with the requirements of section 13(a) or 15(d) of the Securities Exchange Act of 1934, as amended, and (ii) the information contained therein fairly presents, in all material respects, the financial condition and results of operations of Chesapeake.

/s/ JOHN R. SCHIMKAITIS
John R. Schimkaitis
August 11, 2008

A signed original of this written statement required by Section 906 of the Sarbanes-Oxley Act of 2002, or other document authenticating, acknowledging, or otherwise adopting the signature that appears in typed form within the electronic version of this written statement required by Section 906, has been provided to Chesapeake Utilities Corporation and will be retained by Chesapeake Utilities Corporation and furnished to the Securities and Exchange Commission or its staff upon request.

Certificate of Chief Financial Officer

of

Chesapeake Utilities Corporation

(pursuant to 18 U.S.C. Section 1350)

I, Michael P. McMasters, Senior Vice President and Chief Financial Officer of Chesapeake Utilities Corporation, certify that, to the best of my knowledge, the Quarterly Report on Form 10-Q of Chesapeake Utilities Corporation ("Chesapeake") for the period ended June 30, 2008, filed with the Securities and Exchange Commission on the date hereof (i) fully complies with the requirements of section 13(a) or 15(d) of the Securities Exchange Act of 1934, as amended, and (ii) the information contained therein fairly presents, in all material respects, the financial condition and results of operations of Chesapeake.

/S/ MICHAEL P. MCMASTERS
Michael P. McMasters
August 11, 2008

A signed original of this written statement required by Section 906 of the Sarbanes-Oxley Act of 2002, or other document authenticating, acknowledging, or otherwise adopting the signature that appears in typed form within the electronic version of this written statement required by Section 906, has been provided to Chesapeake Utilities Corporation and will be retained by Chesapeake Utilities Corporation and furnished to the Securities and Exchange Commission or its staff upon request.

CHESAPEAKE UTILITIES CORPORATION
2008 SUMMARY OF ESTIMATED CAPITAL EXPENDITURES
DISTRIBUTION UTILITY PLANT
UNAUDITED

EXHIBIT B

<u>PLANT ACCOUNT NUMBER</u>	<u>DESCRIPTION</u>	<u>TOTAL 2008 CAPITAL ESTIMATED</u>
301	ORGANIZATION	\$0
302	FRANCHISE AND CONSENTS	\$0
303	INTANGIBLE PLANT	\$0
304	LAND AND LAND RIGHTS	\$0
305	STRUCTURES AND IMPROVEMENTS	\$0
311	PROPANE PLANT	\$0
374	LAND AND LAND RIGHTS	\$0
375	STRUCTURES AND IMPROVEMENTS	\$0
376	MAINS	\$1,861,500
378	M & R STATIONS - GENERAL	\$65,000
379	M & R STATIONS - CITY GATE	\$50,000
380	SERVICES	\$636,875
381	METERS	\$1,658,450
382	METER INSTALLATIONS	\$198,450
383	HOUSE REGULATORS	\$105,075
384	REGULATOR INSTALLATIONS	\$0
385	INDUSTRIAL M & R STATION	\$60,000
387	OTHER EQUIPMENT	\$38,500
389	LAND AND LAND RIGHTS	\$0
390	STRUCTURES AND IMPROVEMENTS	\$75,000
391	OFFICE AND EQUIPMENT	\$195,000
392	TRANSPORTATION	\$158,560
393	STORES EQUIPMENT	\$0
394	TOOLS, SHOP, AND GARAGE EQUIP	\$10,000
395	LABORATORY EQUIPMENT	\$0
396	POWER OPERATED EQUIPMENT	\$0
397	COMMUNICATION EQUIPMENT	\$258,800
398	MISCELLANEOUS EQUIPMENT	\$7,500
399	OTHER TANGIBLE PROPERTY	\$0
TOTAL CAPITAL EXPENDITURES		\$5,378,710

SOURCES AND USES OF FUNDS

The proceeds from stock and debt issuances will be used to administer the Company's Retirement Savings Plan, Performance Incentive Plan, Automatic Dividend Reinvestment and Stock Purchase Plan, Directors Stock Compensation Plan, Employee Awards Stock Plan, and Convertible Debentures, as well as for other corporate purposes including, but not limited to, working capital, retirement of short-term debt, retirement of long-term debt, capital improvements and/or acquisitions.

BEFORE THE PUBLIC SERVICE COMMISSION
OF THE STATE OF DELAWARE

IN THE MATTER OF THE APPLICATION OF)	
CHESAPEAKE UTILITIES CORPORATION)	
FOR APPROVAL OF THE ISSUANCE OF)	P.S.C. DOCKET NO. 08-
LONG-TERM DEBT)	

Chesapeake Utilities Corporation (hereinafter sometimes called "Chesapeake" or "Applicant") pursuant to 26 Del. C. section 215, makes the following application for approval by the Delaware Public Service Commission ("Commission") of the issuance of up to \$10,000,000 of Chesapeake unsecured long-term debt securities. In support of this Application, Chesapeake states the following:

1. Chesapeake is a Delaware public utility with its principal place of business at 909 Silver Lake Boulevard, Dover, Delaware 19904. All communications should be addressed to Applicant at the following address,; Attention: Jennifer A. Clausius, Manager of Pricing and Regulation, 350 South Queen Street, P.O. Box 1769, Dover, Delaware 19904 or at the following e-mail address: jclausius@chpk.com. The respective telephone number and facsimile number are 302.736.7818 and 302.734.6011.

2. Counsel for the Applicant is William A. Denman, Esquire, Parkowski, Guerke & Swayze P.A., 116 West Water Street, P.O. Box 598, Dover, Delaware 19903. Correspondence and other communications concerning this Application should be directed to counsel at the foregoing address, or at the following e-mail

address: wdenman@pgslegal.com. The respective telephone number and facsimile number are 302.678.3262 and 302.678.9415.

3. Chesapeake is a corporation incorporated under the laws of the State of Delaware. The voting stock of Chesapeake is publicly owned. Shares of common stock, 6,814,705 of which were outstanding as of June 30, 2008, are the only voting securities of Chesapeake. Each share is entitled to one vote.

4. On August 27, 2008, Chesapeake entered into an agreement in principle with Metropolitan Life Insurance Company ("Metropolitan Life"), pursuant to which Metropolitan Life has agreed in principle to purchase from the Company \$30,000,000 in principal amount unsecured long-term debt prior to January 31, 2009. With respect to the proposed issuance of debt, Chesapeake would note that pursuant to Commission Order No. 7065 dated October 31, 2006 the Commission authorized Chesapeake to issue up to \$40,000,000 in common stock and/or debt securities. Pursuant to Commission Order No. 7065, Chesapeake has issued \$20,000,000 in common stock, and intends to issue \$20,000,000 in principal unsecured long-term debt in the transaction described in that Order. By this application, Chesapeake is seeking Commission approval to issue additional long-term debt in the amount of \$10,000,000. A copy of the Term Sheet is included as Attachment A. Included in the Term Sheet are the following principal terms:

- a. Up to \$30,000,000 of Chesapeake unsecured long-term debt with a maturity of 15 years and an average life of 10 years.
- b. Interest will be paid semi-annually on the unpaid amount of the unsecured long-term debt securities.

- c. The annual principal payment will be \$3.0 million. (\$1.5 million semi-annually), beginning in the 6th year from the initial funding date.

5. Chesapeake expects to use the unsecured long-term debt proceeds to repay short-term debt which has increased due to the Company's capital expenditures and general corporate purposes.

6. The Board of Directors of Chesapeake authorized the officers of Chesapeake to proceed with the issuance of the unsecured long-term debt on August 6, 2008. Chesapeake selected the aforesaid form of financing because, in Chesapeake's judgment, the long-term debt financing is consistent with the Company's capital requirements.

7. Chesapeake's anticipated closing date is late October of 2008, with funding to occur prior to January 31, 2009. The Company entered into this agreement with Metropolitan Life in August 2008 in order to secure the most favorable terms possible in the current marketplace. The Company is requesting approval at this time, as it will be executing the Note Agreement within the next several weeks. A current draft of the Note Agreement is not yet available, however it will be provided as soon as possible prior to approval.

8. A copy of the opinion of counsel for Chesapeake with respect to the legality of the proposed issuance of long-term debt is attached hereto as Attachment B.

9. Attached hereto as Attachment C and incorporated herein by reference is a schedule setting forth Chesapeake's balance sheet and income statement for

the twelve (12) months ended June 30, 2008, both before and after the issuance of the long-term debt.

10. Attached hereto as Attachment D is a copy of Chesapeake's annual report on Form 10-K for the calendar year ended December 31, 2007. Attached hereto as Attachment E is Chesapeake's most recent quarterly report on Form 10-Q. Both reports have been filed with the Securities and Exchange Commission.

11. Pursuant to the Commission's Minimum Filing Requirements – Part (D), attached hereto and incorporated herein by reference are the following schedules:

- a) Schedule No. 1 – Capitalization ratios, actual and pro forma as of June 30, 2008.
- b) Schedule No. 2 – Rate of return, actual and pro forma for the twelve (12) months ended June 30, 2008.
- c) Schedule No. 3 – Fixed charge coverage ratios for the twelve (12) months ended June 30, 2008.


12. Chesapeake represents that the proposed issuance of long-term debt is in accordance with the law, for a proper purpose, and consistent with the public interest.

WHEREFORE, Chesapeake prays as follows:


A. That the Commission file this Application and make such investigation in this matter as it deems necessary;

B. That the Commission approve the proposed issuance of long-term debt as described herein.

CHESAPEAKE UTILITIES CORPORATION

By: 
Beth W. Cooper
Senior Vice President and Chief Financial Officer

PARKOWSKI, GUERKE & SWAYZE, P.A.

By: 
William A. Denman
116 West Water Street
Dover, DE 19903
Attorney for Applicant

DATED: September 29, 2008

UNITED STATES
SECURITIES AND EXCHANGE COMMISSION
WASHINGTON, D.C. 20549

FORM 8-K
CURRENT REPORT

Pursuant to Section 13 or 15(d) of the Securities Exchange Act of 1934

Date of Report (Date of earliest event reported): September 12, 2008

CHESAPEAKE UTILITIES CORPORATION

(Exact name of registrant as specified in its charter)

<u>Delaware</u>	<u>001-11590</u>	<u>51-0064146</u>
(State or other jurisdiction of incorporation or organization)	(Commission File Number)	(I.R.S. Employer Identification No.)

909 Silver Lake Boulevard, Dover, Delaware 19904
(Address of principal executive offices, including Zip Code)

(302) 734-6799
(Registrant's Telephone Number, including Area Code)

(Former name, former address and former fiscal year, if changed since last report.)

Check the appropriate box below if the Form 8-K filing is intended to simultaneously satisfy the filing obligation of the registrant under any of the following provisions (see General Instruction A.2. below):

- Written communications pursuant to Rule 425 under the Securities Act (17 CFR 230.425)
- Soliciting material pursuant to Rule 14a-12 under the Exchange Act (17 CFR 240.14a-12)
- Pre-commencement communications pursuant to Rule 14d-2(b) under the Exchange Act (17 CFR 240.14d-2(b))
- Pre-commencement communications pursuant to Rule 13e-4(c) under the Exchange Act (17 CFR 240.13e-4(c))

Item 3.03. Material Modification to Rights of Security Holders.

On September 12, 2008, Chesapeake Utilities Corporation (the "Company") and Computershare Trust Company, N.A., as successor rights agent to BankBoston, N.A. (the "Rights Agent"), amended the Company's Rights Agreement dated August 20, 1999 (the "Agreement"). The Agreement governs the rights of the Company's stockholders to purchase from the Company one-fiftieth of a share of Series A Participating Cumulative Preferred Stock, par value \$.01 per share (collectively, the "Preferred Shares") of the Company for each share of the Company's common stock, par value \$0.4867, owned by the stockholders (each right to purchase one-fiftieth of a Preferred Share, a "Right" and all such rights, collectively, the "Rights"). Pursuant to the First Amendment to Rights Agreement (the "Amendment"), each Right may be exercised at a purchase price of \$105 per share (the "Exercise Price"), subject to adjustment as provided in the Agreement. The Rights are not exercisable until the Distribution Date (as defined in the Agreement) and, pursuant to the Amendment, will expire at the close of business on August 20, 2019, unless earlier redeemed by the Company as described in the Agreement.

Other than extending the expiration date of the Rights from August 20, 2009 to August 20, 2019 and increasing the Exercise Price from \$54.56 to \$105, the Amendment did not modify any other material terms or conditions of the Agreement. A copy of the Amendment is included as Exhibit 4.1 to this Current Report on Form 8-K and is incorporated herein by reference.

Item 9.01. Financial Statements and Exhibits.

Exhibit 4.1 — First Amendment to Rights Agreement, dated September 12, 2008.

SIGNATURE

Pursuant to the requirements of the Securities Exchange Act of 1934, the Registrant has duly caused this Report to be signed on its behalf by the undersigned hereunto duly authorized.

CHESAPEAKE UTILITIES CORPORATION

/s/ MICHAEL P. MCMASTERS

Michael P. McMasters
Senior Vice President and Chief Financial Officer

Date: September 12, 2008

First Amendment to Rights Agreement

This First Amendment to Rights Agreement is made and entered into this 12th day of September, 2008 (the "Amendment"), by and between Chesapeake Utilities Corporation, a Delaware corporation (the "Company"), and Computershare Trust Company, N.A., a federally chartered trust company, as successor rights agent to BankBoston, N.A. (the "Rights Agent").

Recitals:

WHEREAS, the Company and the Rights Agent executed that certain Rights Agreement dated as of August 20, 1999 (the "Original Agreement") pursuant to which the Company's stockholders were granted certain rights to acquire shares of the Company's Series A Participating Cumulative Preferred Stock, par value \$.01 per share (collectively, the "Preferred Stock") under the circumstances and in accordance with the terms and conditions set forth in the Original Agreement; and

WHEREAS, the Company and the Rights Agent desire to amend certain terms and conditions of the Original Agreement as set forth herein.

NOW THEREFORE, in accordance with the terms of the Original Agreement, the parties hereby agree as follows:

1. Amendments to Original Agreement.

(a) Section 2 of the Original Agreement is hereby amended by deleting the following language in its entirety: "and the holders of the Rights (who in accordance with Section 3 hereof, shall prior to the Distribution Date also be the holders of Common Shares)".

(b) Section 7(a) of the Original Agreement is hereby amended by changing the Final Expiration Date, as defined therein, to August 20, 2019.

(c) Section 7(b) of the Original Agreement is hereby amended by changing the price therein from \$54.56 to \$105.

(d) Section 21 of the Original Agreement is hereby amended by deleting the following language in its entirety:

"Any successor Rights Agent, whether appointed by the Corporation or by such a court, shall be a corporation organized and doing business under the laws of the United States or of the State of New York (or of any other state of the United States so long as such corporation is authorized to do business as a banking institution in the State of New York), in good standing, having an office in the State of New York which is authorized under such laws to exercise corporate trust or stock transfer powers and is subject to supervision or examination by federal or state authority and which has at the time of its appointment as Rights Agent a combined capital and surplus of at least \$100,000,000."

and replacing it with the following:

"Any successor Rights Agent, whether appointed by the Corporation or by such a court, shall be a corporation or trust company organized and doing business under the laws of the United States or of the State of New York (or of any other state of the United States so long as such corporation is authorized to do business as a banking institution in the State of New York), in good standing, having an office in the State of New York, which is authorized under such laws to exercise corporate trust or stock transfer powers and is subject to supervision or examination by federal or state authority and which has at the time of its appointment as Rights Agent, either individually or combined with an Affiliate, a combined capital and surplus of at least \$100,000,000."

(e) Section 26 of the Original Agreement is hereby amended by deleting the Rights Agent address information in its entirety and replacing it with the following:

"Computershare Trust Company, N.A.
250 Royall Street
Canton, MA 02021
Attention: Client Services"

(f) The Original Agreement is hereby amended by inserting the following new Section 35:

"Section 35. *Force Majeure*. Notwithstanding anything to the contrary contained herein, the Rights Agent shall not be liable for any delays or failures in performance resulting from acts beyond its reasonable control including, without limitation, acts of God, terrorist acts, shortage of supply, breakdowns or malfunctions, interruptions or malfunction of computer facilities, or loss of data due to power failures or mechanical difficulties with information storage or retrieval systems, labor difficulties, war, or civil unrest."

2. Counterparts. This Amendment may be executed by the parties hereto in several counterparts, each of which shall be deemed to be an original and all of which shall constitute together but one and the same agreement.

3. Governing Law. THIS AMENDMENT SHALL BE DEEMED TO BE A CONTRACT MADE UNDER THE LAWS OF THE STATE OF DELAWARE AND FOR ALL PURPOSES SHALL BE GOVERNED BY AND CONSTRUED IN ACCORDANCE WITH THE LAWS OF SUCH STATE OF DELAWARE APPLICABLE TO CONTRACTS TO BE MADE AND PERFORMED ENTIRELY WITHIN SUCH STATE.

4. Successors and Assigns. This Amendment shall be binding upon and inure to the benefit of the parties hereto and their respective successors and assigns.

5. No Other Modification. Except to the extent specifically provided to the contrary in this Amendment, all terms and conditions of the Original Agreement shall remain in full force and effect, without modification or limitation. In the event of any conflict or inconsistency between the Original Agreement and this Amendment, this Amendment will control and supersede to the extent of such conflict or inconsistency.

IN WITNESS WHEREOF, the parties hereto have caused this Amendment to be duly executed as of the day and year first above written.

CHESAPEAKE UTILITIES CORPORATION

By: /s/ BETH W. COOPER

Beth W. Cooper
Vice President, Corporate Secretary and Treasurer

COMPUTERSHARE TRUST COMPANY, N.A.,
as Rights Agent

By: /s/ KATHERINE ANDERSON

Katherine Anderson
Managing Director