



November 20, 2008

RECEIVED-FPSC  
08 NOV 24 AM 8:42  
COMMISSION  
CLERK

Ms. Ann Cole  
Commission Clerk  
Florida Public Service Commission  
2540 Shumard Oak Boulevard  
Tallahassee, Florida 32399-0850

Re: Docket No. 080001-EI

Dear Ms. Cole:

Enclosed for filing on behalf of Progress Energy Florida, Inc. are an original plus ten (10) copies of FPSC 423 forms for the month of October, 2008, along with Progress Energy Florida, Inc.'s Request for Specified Confidential Treatment. Forms 423-1A, 423-2, 423-2A, 423-2B, and 423-2C contained in this filing have been edited to delete certain confidential information. An unedited copy of the 423 forms, has been submitted for filing this date under separate cover.

Please acknowledge your receipt and filing of the above on the enclosed copy of this letter and return same to me.

COM	_____
<b>ECR</b>	_____
GCL	_____
OPC	_____
RCP	_____
SSC	_____
SGA	_____ JB/emc
ADM	_____ Enclosures
CLK	_____ ec: Parties of record

Sincerely

  
John Burnett  
Associate General Counsel

DOCUMENT NUMBER-DATE

10896 NOV 20 08

FPSC-COMMISSION CLERK

BEFORE THE FLORIDA PUBLIC SERVICE COMMISSION

---

In re: Fuel and Purchased Power Cost  
Recovery Clause and Generating  
Performance Incentive Factor.

---

Docket No. 080001-EI

Submitted for filing:  
November 20, 2008

**REQUEST FOR CONFIDENTIAL CLASSIFICATION**

Progress Energy Florida, Inc. (Progress Energy or the Company), pursuant to Section 366.093, F.S., and Rule 25-22.006, F.A.C., hereby requests confidential classification of the highlighted information on its FPSC Form 423 Fuel Report for the reporting month of February, 2008 (the 423 Report), which is contained in the sealed envelope enclosed with this Request as Attachment C. A public version of the 423 Report, with the confidential information redacted, is attached to each filed copy of this Request. In support hereof, Progress Energy states as follows.

1. Subsection 366.093(1), F.S., provides that any records “found by the commission to be proprietary confidential business information shall be kept confidential and shall be exempt from s. 119.07(1) [requiring disclosure under the Public Records Act].” Proprietary confidential business information includes, but is not limited to, “[i]nformation concerning . . . contractual data, the disclosure of which would impair the efforts of the public utility or its affiliates to contract for goods or services on favorable terms” (paragraph 366.093(3)(d)). The designated

DOCUMENT NUMBER-DATE

10896 NOV 20 08

FPSC-COMMISSION CLERK

portions of the 423 Report fall within this statutory category and, thus, constitute propriety confidential business information entitled to protection under Section 366.093 and Rule 25-22.006.

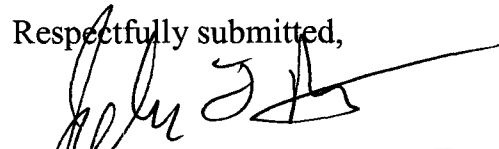
2. Attachment A to this Request is a matrix providing justification and support for confidential classification of the highlighted information in each section of the 423 Report (Forms 423-1A, 2, 2A, 2B and 2C) on a line-by-line, column-by-column basis.

3. The designated information for which confidential classification is sought by this Request is intended to be and is treated by the Company as private and has not been publicly disclosed.

4. Progress Energy requests that the confidential information contained in the 423 Report be protected from disclosure for a period of 24 months. For the reasons explained in Attachment B to this Request, this is the minimum time necessary to ensure that purposes for which confidential classification is granted are not contravened and frustrated by a premature subsequent disclosure. In addition, Progress Energy asks that the version of the 423 Report containing the highlighted information be returned to the Company when the Commission no longer needs the information to conduct its business, in accordance with Rule 25-22.006 (9)(b), F.A.C.

WHEREFORE, Progress Energy requests that the highlighted information in its 423 Report enclosed with this Request be accorded confidential classification for the reasons set forth in Attachment A, and that such confidential classification be maintained for a duration of 24 months for the reasons set forth in Attachment B.

Respectfully submitted,



---

John Burnett  
Associate General Counsel  
Progress Energy Service Company, LLC  
Post Office Box 14042  
St. Petersburg, Florida 33733-4042  
Telephone: 727-820-5184  
Facsimile: 727-820-5249  
Email: [john.burnett@pgnmail.com](mailto:john.burnett@pgnmail.com)


Attorney for  
**PROGRESS ENERGY FLORIDA, INC.**

**PROGRESS ENERGY FLORIDA**

**DOCKET NO. 070001-EI**

**CERTIFICATE OF SERVICE**

I HEREBY CERTIFY that a true copy of the foregoing Request for Confidential Classification has been furnished to the following individuals via e-mail this 20th day of November, 2008.



---

Attorney

James W. Brew  
Brickfield, Burchette, Ritts & Stone, P.C.  
1025 Thomas Jefferson St. NW  
8<sup>th</sup> Floor, West Tower  
Washington, DC 20007-5201

Keino Young, Esq.  
Lisa Bennett, Esq.  
Florida Public Service Commission  
2540 Shumard Oak Blvd.  
Tallahassee, FL 32399-0850

Lee L. Willis, Esq.  
James D. Beasley, Esq.  
Ausley & McMullen  
P.O. Box 391  
Tallahassee, FL 32302

Susan D. Ritenour  
Gulf Power Company  
One Energy Place  
Pensacola, FL 32520-0780

Jeffrey A. Stone  
Russell A. Badders  
Steven R. Griffin  
Beggs & Lane  
P.O. Box 12950  
Pensacola, FL 32591

Ms. Paula K. Brown  
Regulatory Affairs  
Tampa Electric Company  
P.O. Box 111  
Tampa, FL 33601-0111

Norman Horton, Jr.  
Messer, Caparello & Self, P.A.  
P.O. Box 15579  
Tallahassee, FL 32317

Joseph A. McGlothlin, Esq.  
Office of Public Counsel  
111 W. Madison St., Room 812  
Tallahassee, FL 32399

Florida Industrial Power Users Group  
c/o John W. McWhirter, Jr.  
McWhirter Reeves  
400 North Tampa Street, Suite 2450  
Tampa, FL 33602

Ms. Cheryl Martin  
Florida Public Utilities Company  
P.O. Box 3395  
West Palm Beach, FL 33402-3395


Florida Power & Light Co.  
R. Wade Litchfield  
John T. Butler  
700 Universe Blvd.  
Juno Beach, FL 33408-0420

FPSC FORM 423-1

MONTHLY REPORT OF COST AND QUALITY OF FUEL FOR ELECTRIC PLANTS  
ORIGIN, VOLUME, DELIVERED PRICE AND AS RECEIVED QUALITY

1. REPORTING MONTH: 09/2008  
2. REPORTING COMPANY: FLORIDA POWER CORPORATION

3. NAME, TITLE, TELEPHONE NUMBER OF CONTACT PERSON CONCERNING DATA  
SUBMITTED ON THIS FORM: Jill Allyson Senior Business Financial Analyst (918) 546-7949

4. SIGNATURE OF OFFICIAL SUBMITTED REPORT:   
Denise Hards  
Lead Business Financial Analyst

5. DATE COMPLETED: 11/11/2008

LINE NO.	PLANT NAME	SUPPLIER NAME	SHIPPING POINT	PURCHASE TYPE	DELIVERY LOCATION	DELIVERY DATE	TYPE OIL	SULFUR CONTENT (%)	BTU CONTENT (Btu/gal)	VOLUME (Bbls)	DELIVERED PRICE (\$/Bbl)
(a)	(b)	(c)	(d)	(e)	(f)	(g)	(h)	(i)	(j)	(k)	(l)
1	Anclote	Transfer Facility	Martin Gas Terminal	N/A	FOB PLANT	09/2008		0.17	139,656	688	\$(33.5168)
2	Bartow Steam Plant	RIO Energy International Inc.	Houston, TX	MTC	FOB TERMINAL	09/2008		1.66	157,917	327,838	\$51.8332
3	Bayboro Peakers	Transfer Facility	Martin Gas Terminal	N/A	FOB PLANT	09/2008		0.17	139,656	10,357	\$(13.7455)
4	Crystal River	Transfer Facility	Martin Gas Terminal	N/A	FOB PLANT	09/2008		0.17	139,656	5,505	\$(27.1497)
5	DeBary Peakers	Colonial Oil Industries Inc.	Jacksonville, FL	MTC	FOB PLANT	09/2008		0.10	151,850	4,405	\$87.5883
6	DeBary Peakers	Transfer Facility	Martin Gas Terminal	N/A	FOB PLANT	09/2008		0.17	139,656	9,574	\$2.6319
7	Martin Gas Terminal	Martin Product Sales	Pascagoula, MS	S	FOB TERMINAL	09/2008		0.15	139,262	83,807	\$134.1727
8	Suwannee Peakers	Transfer Facility	Martin Gas Terminal	N/A	FOB PLANT	09/2008		0.17	139,656	10,418	\$(55.9602)
9	Suwannee Steam Plant	Western Fuels & Asphalt Supply	Salt Lake City, UT	MTC	FOB PLANT	09/2008		0.89	158,000	4,798	\$107.6641
10	Turner Peakers	Transfer Facility	Martin Gas Terminal	N/A	FOB PLANT	09/2008		0.17	139,656	15,927	\$(2.3756)

**FPSC FORM 423-1(A)**

MONTHLY REPORT OF COST AND QUALITY OF FUEL FOR ELECTRIC PLANTS  
ORIGIN, VOLUME, DELIVERED PRICE AND AS RECEIVED QUALITY



1. REPORTING MONTH: 09/2008  
2. REPORTING COMPANY: FLORIDA POWER CORPORATION

3. NAME, TITLE, TELEPHONE NUMBER OF CONTACT PERSON CONCERNING DATA  
SUBMITTED ON THIS FORM: Jill Allyson Senior Business Financial Analyst (919) 546-7949

4. SIGNATURE OF OFFICIAL SUBMITTED REPORT: *Denise Hards*  
Denise Hards  
Lead Business Financial Analyst

5. DATE COMPLETED: 11/11/2008

LINE NO.	PLANT NAME	SUPPLIER NAME	DELIVERY LOCATION	DELIVERY DATE	TYPE OIL	VOLUME (Bbls)	INVOICE PRICE (\$/Bbls)	INVOICE AMOUNT (\$)	DISCOUNT (\$)	NET AMOUNT (\$)	NET PRICE (\$/Bbls)	QUALITY ADJUST (\$/Bbls)	EFFECTIVE PURCHASE PRICE		TRANSPORT TO TERMINAL (\$/Bbls)	ADDITIONAL TRANSPORT (\$/Bbls)	OTHER CHARGES (\$/Bbls)	DELIVERED PRICE (\$/Bbls)	
													(m)	(n)					
1	Anclote	Transfer Facility	FOB PLANT	09/2008		688										\$2.7			\$(33.52)
2	Bartow Steam Plant	RIO Energy International Inc.	FOB TERMINAL	09/2008		327,838										\$0.0			\$51.83
3	Bayboro Peakers	Transfer Facility	FOB PLANT	09/2008		10,357										\$7.1			\$(13.75)
4	Crystal River	Transfer Facility	FOB PLANT	09/2008		5,505										\$3.9			\$(27.15)
5	DeBary Peakers	Colonial Oil Industries Inc.	FOB PLANT	09/2008		4,405										\$0.0			\$87.59
6	DeBary Peakers	Transfer Facility	FOB PLANT	09/2008		9,574										\$4.1			\$2.63
7	Martin Gas Terminal	Martin Product Sales	FOB TERMINAL	09/2008		83,807										\$0.0			\$134.17
8	Suwannee Peakers	Transfer Facility	FOB PLANT	09/2008		10,418										\$6.4			\$(55.96)
9	Suwannee Steam Plant	Western Fuels & Asphalt Supply	FOB PLANT	09/2008		4,798										\$0.0			\$107.66
10	Turner Peakers	Transfer Facility	FOB PLANT	09/2008		15,927										\$4.1			\$(2.38)

MONTHLY REPORT OF COST AND QUALITY OF COAL FOR ELECTRIC PLANTS  
ORIGIN, TONNAGE, DELIVERED PRICE AND AS RECEIVED QUALITY



1. Report for: Mo. 09/2008  
 2. Reporting Company: Florida Power Corporation  
 3. Plant Name: Crystal River 1 & 2

4. NAME, TITLE, TELEPHONE NUMBER OF CONTACT PERSON CONCERNING DATA  
 SUBMITTED ON THIS FORM: Kelly Irons, Associate Business Financial Analyst, (919) 546-5028

5. Signature of Official Submitting Report : *Denise Hards*  
 Denise Hards - Lead Business Financial Analyst

6. DATE COMPLETED: 11/17/2008

Line No.	Supplier Name	Mine Location	Purchase Type	Transportation Mode	Tons	Effective Purchase Price (\$/Ton)	Total Transportation Cost (\$/Ton)	F.O.B. Plant Price (\$/Ton)	As Received Coal Quality			
									Percent Sulfur (%)	Btu Content (Btu/lb)	Percent Ash (%)	Percent Moisture (%)
(a)	(b)	(c)	(d)	(e)	(f)	(g)	(h)	(i)	(j)	(k)	(l)	(m)
1	B&W Resources Inc	8, KY, 51	MTC	UR	11,706			\$80.40	0.91	12,229	9.23	7.19
2	B&W Resources Inc	8, KY, 51	MTC	UR	23,075			\$140.47	0.80	12,056	11.42	6.68
3	Coaltrade LLC	8, KY, 193	S	UR	11,702			\$165.41	1.02	12,046	12.56	5.96
4	ICG LLC	8, KY, 193	MTC	UR	22,707			\$79.45	1.08	12,086	12.08	6.33
5	Magnum Coal Sales LLC	8, WV, 5	S	UR	11,897			\$165.90	0.82	12,010	11.71	6.60
6	Magnum Coal Sales LLC	8, WV, 39	S	UR	22,857			\$155.82	0.88	12,323	13.08	5.17
7	Massey Utility Sales Company	8, WV, 5	MTC	UR	41,982			\$80.65	0.86	12,456	11.35	5.22
8	Transfer Facility	N/A	N/A	GB	32,347			\$109.93	1.16	11,840	11.55	8.62
9	Trinity Coal Marketing LLC	8, KY, 71	LTC	UR	11,392			\$81.13	0.84	12,235	10.43	6.96
10	Virginia Energy & Power Co.	8, KY, 119	S	UR	11,496			\$153.04	0.92	12,292	12.10	5.60



MONTHLY REPORT OF COST AND QUALITY OF COAL FOR ELECTRIC PLANTS  
ORIGIN, TONNAGE, DELIVERED PRICE AND AS RECEIVED QUALITY



1. Report for: Mo. 09/2008  
 2. Reporting Company: Florida Power Corporation  
 3. Plant Name: Crystal River 1 & 2

4. NAME, TITLE, TELEPHONE NUMBER OF CONTACT PERSON CONCERNING DATA  
 SUBMITTED ON THIS FORM: Kelly Irons, Associate Business Financial Analyst, (919) 546-5028

5. Signature of Official Submitting Report :

*Denise Hards*  
 Denise Hards - Lead Business Financial Analyst

6. DATE COMPLETED: 11/17/2008

Line No.	Supplier Name	Mine Location	Purchase Type	Tons	F.O.B. Mine Price (\$/Ton)	Short Haul & Loading Charges (\$/Ton)	Original Invoice Price (\$/Ton)	Retro-active Price Inc(Dec) (\$/Ton)	Base Price (\$/Ton)	Quality Adjust-ments (\$/Ton)	Effective Purchase Price (\$/Ton)
(a)	(b)	(c)	(d)	(e)	(f)	(g)	(h)	(i)	(j)	(k)	(l)
1	B&W Resources Inc	8, KY, 51	MTC	11,706		N/A		\$0.00			
2	B&W Resources Inc	8, KY, 51	MTC	23,075		N/A		\$0.00			
3	Coaltrade LLC	8, KY, 193	S	11,702		N/A		\$0.00			
4	ICG LLC	8, KY, 193	MTC	22,707		N/A		\$0.00			
5	Magnum Coal Sales LLC	8, WV, 5	S	11,897		N/A		\$0.00			
6	Magnum Coal Sales LLC	8, WV, 39	S	22,857		N/A		\$0.00			
7	Massey Utility Sales Company	8, WV, 5	MTC	41,982		N/A		\$0.00			
8	Transfer Facility	N/A	N/A	32,347		N/A		\$0.00		N/A	
9	Trinity Coal Marketing LLC	8, KY, 71	LTC	11,392		N/A		\$0.00			
10	Virginia Energy & Power Co.	8, KY, 119	S	11,496		N/A		\$0.00			

MONTHLY REPORT OF COST AND QUALITY OF COAL FOR ELECTRIC PLANTS  
ORIGIN, TONNAGE, DELIVERED PRICE AND AS RECEIVED QUALITY



1. Report for: Mo. 09/2008  
 2. Reporting Company: Florida Power Corporation  
 3. Plant Name: Crystal River 1 & 2

4. NAME, TITLE, TELEPHONE NUMBER OF CONTACT PERSON CONCERNING DATA  
 SUBMITTED ON THIS FORM: Kelly Irons, Associate Business Financial Analyst (919) 546-5028

5. Signature of Official Submitting Report : *Denise Hards*  
 Denise Hards - Lead Business Financial Analyst

6. DATE COMPLETED: 11/17/2008

Line No.	Supplier Name	Mine Location	Shipping Point	Transportation Mode	Tons	Effective Purchase Price (\$/Ton)	Additional Shorthaul & Loading Charges (\$/Ton)	Rail Rate (\$/Ton)	Other Rail Charges (\$/Ton)	River Barge Rate (\$/Ton)	Trans-loading Rate (\$/Ton)	Ocean Barge Rate (\$/Ton)	Other Water Charges (\$/Ton)	Other Related Charges (\$/Ton)	Transportation Charges (\$/Ton)	F.O.B.
																Plant Price (\$/Ton)
(a)	(b)	(c)	(d)	(e)	(f)	(g)	(h)	(i)	(j)	(k)	(l)	(m)	(n)	(o)	(p)	(q)
1	B&W Resources Inc	8, KY, 51	Resource, KY	UR	11,706		N/A			N/A	N/A	N/A	N/A	N/A		\$80.40
2	B&W Resources Inc	8, KY, 51	Resource, KY	UR	23,075		N/A			N/A	N/A	N/A	N/A	N/A		\$140.47
3	Coaltrade LLC	8, KY, 193	Typo, KY	UR	11,702		N/A			N/A	N/A	N/A	N/A	N/A		\$165.41
4	ICG LLC	8, KY, 193	Typo, KY	UR	22,707		N/A			N/A	N/A	N/A	N/A	N/A		\$79.45
5	Magnum Coal Sales LLC	8, WV, 5	Hobet/Beth, WV	UR	11,897		N/A			N/A	N/A	N/A	N/A	N/A		\$165.90
6	Magnum Coal Sales LLC	8, WV, 39	Toms Fork, WV	UR	22,857		N/A			N/A	N/A	N/A	N/A	N/A		\$155.82
7	Massey Utility Sales Company	8, WV, 5	Holbrook, WV	UR	41,982		N/A			N/A	N/A	N/A	N/A	N/A		\$80.65
8	Transfer Facility	N/A	Myrtle Grove, La	GB	32,347		N/A	N/A	N/A					N/A		\$109.93
9	Trinity Coal Marketing LLC	8, KY, 71	Banner, KY	UR	11,392		N/A			N/A	N/A	N/A	N/A	N/A		\$81.13
10	Virginia Energy & Power Co.	8, KY, 119	Raven, KY	UR	11,496		N/A			N/A	N/A	N/A	N/A	N/A		\$153.04


MONTHLY REPORT OF COST AND QUALITY OF COAL FOR ELECTRIC PLANTS  
ORIGIN, TONNAGE, DELIVERED PRICE AND AS RECEIVED QUALITY

**SPECIFIED  
CONFIDENTIAL**

1. Report for: Mo. 09/2008  
 2. Reporting Company: Florida Power Corporation  
 3. Plant Name: Crystal River 1 & 2

4. NAME, TITLE, TELEPHONE NUMBER OF CONTACT PERSON CONCERNING DATA  
 SUBMITTED ON THIS FORM: Kelly Irons, Associate Business Financial Analyst (919) 546-5028

5. Signature of Official Submitting Report:

  
 Denise Hards - Lead Business Financial Analyst

6. DATE COMPLETED: 11/17/2008

Line No.	Month Reported	Form Plant Name	Intended Generating Plant	Supplier Name	Original Line Number	Volume (tons)	Form No.	Column Title	Old Value	New Value	New F.O.B. Plant Price	Reason for Revision
(a)	(b)	(c)	(d)	(e)	(f)	(g)	(h)	(i)	(j)	(k)	(l)	(m)

NONE

MONTHLY REPORT OF COST AND QUALITY OF COAL FOR ELECTRIC PLANTS  
ORIGIN, TONNAGE, DELIVERED PRICE AND AS RECEIVED QUALITY

**SPECIFIED  
CONFIDENTIAL**

1. Report for: Mo. 09/2008  
2. Reporting Company: Florida Power Corporation  
3. Plant Name: Crystal River 4 & 5

4. NAME, TITLE, TELEPHONE NUMBER OF CONTACT PERSON CONCERNING DATA  
SUBMITTED ON THIS FORM: Kelly Irons, Associate Business Financial Analyst, (919) 546-5028

5. Signature of Official Submitting Report : *Denise Hards*  
Denise Hards - Lead Business Financial Analyst

6. DATE COMPLETED: 11/17/2008

Line No.	Supplier Name	Mine Location	Purchase Type	Transportation Mode	Tons	Effective Purchase Price (\$/Ton)	Total Transportation Cost (\$/Ton)	F.O.B. Plant Price (\$/Ton)	As Received Coal Quality			
									Percent Sulfur (%)	Btu Content (Btu/lb)	Percent Ash (%)	Percent Moisture (%)
(a)	(b)	(c)	(d)	(e)	(f)	(g)	(h)	(i)	(j)	(k)	(l)	(m)
1	Connectiv Energy Supply Inc	8, WV, 39	S	UR	11,378			\$160.80	0.75	12,690	11.65	4.45
2	Massey Utility Sales Company	8, WV, 5	MTC	UR	11,485			\$91.46	0.68	12,771	10.82	5.56
3	Massey Utility Sales Company	8, WV, 5	MTC	UR	34,496			\$91.61	0.73	13,051	10.14	4.39
4	MC Mining LLC	8, KY, 195	MTC	UR	22,694			\$90.17	0.58	12,703	8.61	6.61
5	Transfer Facility	N/A	N/A	GB	48,034			\$80.25	0.58	11,437	10.92	10.38
6	Transfer Facility	N/A	N/A	GB	80,967			\$95.19	0.73	11,538	11.25	9.57

MONTHLY REPORT OF COST AND QUALITY OF COAL FOR ELECTRIC PLANTS  
ORIGIN, TONNAGE, DELIVERED PRICE AND AS RECEIVED QUALITY

**SPECIFIED  
CONFIDENTIAL**

1. Report for: Mo. 09/2008  
2. Reporting Company: Florida Power Corporation  
3. Plant Name: Crystal River 4 & 5

4. NAME, TITLE, TELEPHONE NUMBER OF CONTACT PERSON CONCERNING DATA  
SUBMITTED ON THIS FORM: Kelly Irons, Associate Business Financial Analyst, (919) 546-5028

5. Signature of Official Submitting Report : *Denise Hards*  
Denise Hards - Lead Business Financial Analyst

6. DATE COMPLETED: 11/17/2008

Line No.	Supplier Name	Mine Location	Purchase Type	Tons	F.O.B. Mine Price (\$/Ton)	Short Haul & Loading Charges (\$/Ton)	Original Invoice Price (\$/Ton)	Retro-active Price Inc(Dec) (\$/Ton)	Base Price (\$/Ton)	Quality Adjust-ments (\$/Ton)	Effective Purchase Price (\$/Ton)
(a)	(b)	(c)	(d)	(e)	(f)	(g)	(h)	(i)	(j)	(k)	(l)
1	Connectiv Energy Supply Inc	8, WV, 39	S	11,378		N/A		\$0.00			
2	Massey Utility Sales Company	8, WV, 5	MTC	11,485		N/A		\$0.00			
3	Massey Utility Sales Company	8, WV, 5	MTC	34,496		N/A		\$0.00			
4	MC Mining LLC	8, KY, 195	MTC	22,694		N/A		\$0.00			
5	Transfer Facility	N/A	N/A	48,034		N/A		\$0.00		N/A	
6	Transfer Facility	N/A	N/A	80,967		N/A		\$0.00		N/A	

MONTHLY REPORT OF COST AND QUALITY OF COAL FOR ELECTRIC PLANTS  
ORIGIN, TONNAGE, DELIVERED PRICE AND AS RECEIVED QUALITY



1. Report for: Mo. 09/2008  
 2. Reporting Company: Florida Power Corporation  
 3. Plant Name: Crystal River 4 & 5

4. NAME, TITLE, TELEPHONE NUMBER OF CONTACT PERSON CONCERNING DATA  
 SUBMITTED ON THIS FORM: Kelly Irons, Associate Business Financial Analyst, (919) 546-5028

5. Signature of Official Submitting Report : *Denise Hards*  
 Denise Hards - Lead Business Financial Analyst

6. DATE COMPLETED: 11/17/2008

Line No.	Supplier Name	Mine Location	Shipping Point	Transportation Mode	Tons	Effective Purchase Price (\$/Ton)	Additional Shorthaul & Loading Charges (\$/Ton)	Rail Rate (\$/Ton)	Other Rail Charges (\$/Ton)	River Barge Rate (\$/Ton)	Trans-loading Rate (\$/Ton)	Ocean Barge Rate (\$/Ton)	Other Water Charges (\$/Ton)	Other Related Charges (\$/Ton)	Transportation Charges (\$/Ton)	F.O.B. Plant Price (\$/Ton)
(a)	(b)	(c)	(d)	(e)	(f)	(g)	(h)	(i)	(j)	(k)	(l)	(m)	(n)	(o)	(p)	(q)
1	Connectiv Energy Supply Inc	8, WV, 39	Toms Fork, WV	UR	11,378	██████████	N/A	██████████	██████████	N/A	N/A	N/A	N/A	N/A	██████████	\$160.80
2	Massey Utility Sales Company	8, WV, 5	Holbrook, WV	UR	11,485	██████████	N/A	██████████	██████████	N/A	N/A	N/A	N/A	N/A	██████████	\$91.46
3	Massey Utility Sales Company	8, WV, 5	Sylvester, WV	UR	34,496	██████████	N/A	██████████	██████████	N/A	N/A	N/A	N/A	N/A	██████████	\$91.61
4	MC Mining LLC	8, KY, 195	Scotts Branch,	UR	22,694	██████████	N/A	██████████	██████████	N/A	N/A	N/A	N/A	N/A	██████████	\$90.17
5	Transfer Facility	N/A	Davant, La	GB	48,034	██████████	N/A	N/A	N/A	N/A	██████████	██████████	N/A	██████████	██████████	\$80.25
6	Transfer Facility	N/A	Myrtle Grove, La	GB	80,967	██████████	N/A	N/A	N/A	N/A	██████████	██████████	N/A	██████████	██████████	\$95.19


MONTHLY REPORT OF COST AND QUALITY OF COAL FOR ELECTRIC PLANTS  
 ORIGIN, TONNAGE, DELIVERED PRICE AND AS RECEIVED QUALITY

**SPECIFIED  
 CONFIDENTIAL**

1. Report for: Mo. 09/2008  
 2. Reporting Company: Florida Power Corporation  
 3. Plant Name: Crystal River 4 & 5

4. NAME, TITLE, TELEPHONE NUMBER OF CONTACT PERSON CONCERNING DATA  
 SUBMITTED ON THIS FORM: Kelly Irons, Associate Business Financial Analyst, (919) 546-5078

5. Signature of Official Submitting Report:

  
 Denise Hards - Lead Business Financial Analyst

6. DATE COMPLETED: 11/17/2008

Line No.	Month Reported	Form Plant Name	Intended Generating Plant	Supplier Name	Original Line Number	Volume (tons)	Form No.	Column Title	Old Value	New Value	New F.O.B. Plant Price	Reason for Revision
(a)	(b)	(c)	(d)	(e)	(f)	(g)	(h)	(i)	(j)	(k)	(l)	(m)

NONE

MONTHLY REPORT OF COST AND QUALITY OF COAL FOR ELECTRIC PLANTS  
ORIGIN, TONNAGE, DELIVERED PRICE AND AS RECEIVED QUALITY



1. Report for: Mo. 09/2008  
 2. Reporting Company: Florida Power Corporation  
 3. Plant Name: Transfer Facility - IMT

4. NAME, TITLE, TELEPHONE NUMBER OF CONTACT PERSON CONCERNING DATA  
 SUBMITTED ON THIS FORM: Kelly Irons, Associate Business Financial Analyst, (919) 546-5028

5. Signature of Official Submitting Report: *Denise Hards*  
 Denise Hards - Lead Business Financial Analyst

6. DATE COMPLETED: 11/17/2008

Line No.	Supplier Name	Mine Location	Purchase Type	Transportation Mode	Tons	Effective Purchase Price (\$/Ton)	Total Transportation Cost (\$/Ton)	F.O.B. Plant Price (\$/Ton)	As Received Coal Quality			
									Percent Sulfur (%)	Btu Content (Btu/lb)	Percent Ash (%)	Percent Moisture (%)
(a)	(b)	(c)	(d)	(e)	(f)	(g)	(h)	(i)	(j)	(k)	(l)	(m)
1	Coalsales LLC	N/A	MTC	B	9,107			\$99.59	0.50	10,989	10.39	11.51
2	Keystone Industries LLC	8, WV, 39	MTC	B	6,490			\$80.87	0.65	12,174	12.58	6.64
3	Patriot Coal Sales	8, WV, 39	S	B	10,885			\$80.38	0.67	12,210	12.99	5.91
4	Patriot Coal Sales	8, WV, 39	MTC	B	10,458			\$69.59	0.65	12,186	12.88	6.24
5	Patriot Coal Sales	8, WV, 39	S	B	735			\$80.80	0.65	12,173	12.88	6.08
6	Trinity Coal Marketing LLC	8, WV, 19	S	B	3,480			\$64.79	0.76	10,070	27.19	4.92



MONTHLY REPORT OF COST AND QUALITY OF COAL FOR ELECTRIC PLANTS  
ORIGIN, TONNAGE, DELIVERED PRICE AND AS RECEIVED QUALITY

**SPECIFIED  
CONFIDENTIAL**

1. Report for: Mo. 09/2008  
2. Reporting Company: Florida Power Corporation  
3. Plant Name: Transfer Facility - IMT

4. NAME, TITLE, TELEPHONE NUMBER OF CONTACT PERSON CONCERNING DATA  
SUBMITTED ON THIS FORM: Kelly Irons, Associate Business Financial Analyst, (919) 546-5028

5. Signature of Official Submitting Report : *Denise Hards*  
Denise Hards - Lead Business Financial Analyst

6. DATE COMPLETED: 11/17/2008

Line No.	Supplier Name	Mine Location	Purchase Type	Tons	F.O.B. Mine Price (\$/Ton)	Short Haul & Loading Charges (\$/Ton)	Original Invoice Price (\$/Ton)	Retro-active Price Inc(Dec) (\$/Ton)	Base Price (\$/Ton)	Quality Adjust-ments (\$/Ton)	Effective Purchase Price (\$/Ton)
(a)	(b)	(c)	(d)	(e)	(f)	(g)	(h)	(i)	(j)	(k)	(l)
1	Coalsales LLC	N/A	MTC	9,107		N/A		\$0.00			
2	Keystone Industries LLC	8, WV, 39	MTC	6,490		N/A		\$0.00			
3	Patriot Coal Sales	8, WV, 39	S	10,885		N/A		\$0.00			
4	Patriot Coal Sales	8, WV, 39	MTC	10,458		N/A		\$0.00			
5	Patriot Coal Sales	8, WV, 39	S	735		N/A		\$0.00			
6	Trinity Coal Marketing LLC	8, WV, 19	S	3,480		N/A		\$0.00			

MONTHLY REPORT OF COST AND QUALITY OF COAL FOR ELECTRIC PLANTS  
ORIGIN, TONNAGE, DELIVERED PRICE AND AS RECEIVED QUALITY



1. Report for: Mo. 09/2008  
 2. Reporting Company: Florida Power Corporation  
 3. Plant Name: Transfer Facility - IMT

4. NAME, TITLE, TELEPHONE NUMBER OF CONTACT PERSON CONCERNING DATA  
 SUBMITTED ON THIS FORM: Kelly Irons, Associate Business Financial Analyst (919) 546-5028

5. Signature of Official Submitting Report : *Denise Hards*  
 Denise Hards - Lead Business Financial Analyst

6. DATE COMPLETED: 11/17/2008

Line No.	Supplier Name	Mine Location	Shipping Point	Transportation Mode	Tons	Effective Purchase Price (\$/Ton)	Additional Shorthaul & Loading Charges (\$/Ton)	Rail Rate (\$/Ton)	Other Rail Charges (\$/Ton)	River Barge Rate (\$/Ton)	Trans-loading Rate (\$/Ton)	Ocean Barge Rate (\$/Ton)	Other Water Charges (\$/Ton)	Other Related Charges (\$/Ton)	Transportation Charges (\$/Ton)	F.O.B. Plant Price (\$/Ton)
(a)	(b)	(c)	(d)	(e)	(f)	(g)	(h)	(i)	(j)	(k)	(l)	(m)	(n)	(o)	(p)	(q)
1	Coalsales LLC	N/A	Cora Dock	B	9,107	██████████	N/A	N/A	N/A	██████████	██████████	N/A	██████████	N/A	██████████	\$99.59
2	Keystone Industries LLC	8, WV, 39	Marmet Dock,	B	6,490	██████████	N/A	N/A	N/A	██████████	██████████	N/A	██████████	N/A	██████████	\$80.87
3	Patriot Coal Sales	8, WV, 39	Winifrede Dock,	B	10,885	██████████	N/A	N/A	N/A	██████████	██████████	N/A	██████████	N/A	██████████	\$80.38
4	Patriot Coal Sales	8, WV, 39	Kanahwa Eagle	B	10,458	██████████	N/A	N/A	N/A	██████████	██████████	N/A	██████████	N/A	██████████	\$69.59
5	Patriot Coal Sales	8, WV, 39	Kanahwa Eagle	B	735	██████████	N/A	N/A	N/A	██████████	██████████	N/A	██████████	N/A	██████████	\$80.80
6	Trinity Coal Marketing LLC	8, WV, 19	Deep Water	B	3,480	██████████	N/A	N/A	N/A	██████████	██████████	N/A	██████████	N/A	██████████	\$64.79


MONTHLY REPORT OF COST AND QUALITY OF COAL FOR ELECTRIC PLANTS  
 ORIGIN, TONNAGE, DELIVERED PRICE AND AS RECEIVED QUALITY

**SPECIFIED  
 CONFIDENTIAL**

1. Report for: Mo. 09/2008  
 2. Reporting Company: Florida Power Corporation  
 3. Plant Name: Transfer Facility - IMT

4. NAME, TITLE, TELEPHONE NUMBER OF CONTACT PERSON CONCERNING DATA  
 SUBMITTED ON THIS FORM: Kelly Irons, Associate Business Financial Analyst, (919) 546-5028

5. Signature of Official Submitting Report:

  
 Denise Hards - Lead Business Financial Analyst

6. DATE COMPLETED: 11/17/2008

Line No.	Month Reported	Form Plant Name	Intended Generating Plant	Supplier Name	Original Line Number	Volume (tons)	Form No.	Column Title	Old Value	New Value	New F.O.B. Plant Price	Reason for Revision
(a)	(b)	(c)	(d)	(e)	(f)	(g)	(h)	(i)	(j)	(k)	(l)	(m)
NONE												

MONTHLY REPORT OF COST AND QUALITY OF COAL FOR ELECTRIC PLANTS  
ORIGIN, TONNAGE, DELIVERED PRICE AND AS RECEIVED QUALITY

**SPECIFIED  
CONFIDENTIAL**

1. Report for: Mo. 09/2008  
2. Reporting Company: Florida Power Corporation  
3. Plant Name: Transfer Facility - UBT

4. NAME, TITLE, TELEPHONE NUMBER OF CONTACT PERSON CONCERNING DATA  
SUBMITTED ON THIS FORM: Kelly Irons, Associate Business Financial Analyst, (919) 546-5028

5. Signature of Official Submitting Report : *Denise Hards*  
Denise Hards - Lead Business Financial Analyst

6. DATE COMPLETED: 11/17/2008

Line No.	Supplier Name	Mine Location	Purchase Type	Transportation Mode	Tons	Effective Purchase Price (\$/Ton)	Total Transportation Cost (\$/Ton)	F.O.B. Plant Price (\$/Ton)	As Received Coal Quality			
									Percent Sulfur (%)	Btu Content (Btu/lb)	Percent Ash (%)	Percent Moisture (%)
(a)	(b)	(c)	(d)	(e)	(f)	(g)	(h)	(i)	(j)	(k)	(l)	(m)
1	Apex Coal Sales	8, WV, 45	MTC	B	5,452			\$46.22	0.50	9,265	32.10	4.62
2	Keystone Industries LLC	8, WV, 39	MTC	B	1,585			\$78.79	0.64	12,191	12.65	6.28
3	Patriot Coal Sales	8, WV, 39	MTC	B	3,167			\$67.59	0.65	12,023	13.15	7.24

MONTHLY REPORT OF COST AND QUALITY OF COAL FOR ELECTRIC PLANTS  
 ORIGIN, TONNAGE, DELIVERED PRICE AND AS RECEIVED QUALITY



1. Report for: Mo. 09/2008  
 2. Reporting Company: Florida Power Corporation  
 3. Plant Name: Transfer Facility - UBT

4. NAME, TITLE, TELEPHONE NUMBER OF CONTACT PERSON CONCERNING DATA  
 SUBMITTED ON THIS FORM: Kelly Irons, Associate Business Financial Analyst, (919) 546-5028

5. Signature of Official Submitting Report : *Denise Hards*  
 Denise Hards - Lead Business Financial Analyst

6. DATE COMPLETED: 11/17/2008

Line No.	Supplier Name	Mine Location	Purchase Type	Tons	F.O.B. Mine Price (\$/Ton)	Short Haul & Loading Charges (\$/Ton)	Original Invoice Price (\$/Ton)	Retro-active Price Inc(Dec) (\$/Ton)	Base Price (\$/Ton)	Quality Adjust-ments (\$/Ton)	Effective Purchase Price (\$/Ton)
(a)	(b)	(c)	(d)	(e)	(f)	(g)	(h)	(i)	(j)	(k)	(l)
1	Apex Coal Sales	8, WV, 45	MTC	5,452		N/A		\$0.00			
2	Keystone Industries LLC	8, WV, 39	MTC	1,585		N/A		\$0.00			
3	Patriot Coal Sales	8, WV, 39	MTC	3,167		N/A		\$0.00			

MONTHLY REPORT OF COST AND QUALITY OF COAL FOR ELECTRIC PLANTS  
ORIGIN, TONNAGE, DELIVERED PRICE AND AS RECEIVED QUALITY



1. Report for: Mo. 09/2008  
 2. Reporting Company: Florida Power Corporation  
 3. Plant Name: Transfer Facility - UBT

4. NAME, TITLE, TELEPHONE NUMBER OF CONTACT PERSON CONCERNING DATA  
 SUBMITTED ON THIS FORM: Kelly Irons, Associate Business Financial Analyst, (919) 546-5028

5. Signature of Official Submitting Report : Denise Hards  
 Denise Hards - Lead Business Financial Analyst

6. DATE COMPLETED: 11/17/2008

Line No.	Supplier Name	Mine Location	Shipping Point	Transportation Mode	Tons	Effective Purchase Price (\$/Ton)	Additional Shorthaul & Loading Charges (\$/Ton)	Rail Rate (\$/Ton)	Other Rail Charges (\$/Ton)	River Barge Rate (\$/Ton)	Trans-loading Rate (\$/Ton)	Ocean Barge Rate (\$/Ton)	Other Water Charges (\$/Ton)	Other Related Charges (\$/Ton)	Transportation Charges (\$/Ton)	F.O.B. Plant Price (\$/Ton)
(a)	(b)	(c)	(d)	(e)	(f)	(g)	(h)	(i)	(j)	(k)	(l)	(m)	(n)	(o)	(p)	(q)
1	Apex Coal Sales	8, WV, 45	Amherstdale, WV	B	5,452	██████████	N/A	N/A	N/A	██████████	██████████	N/A	██████████	N/A	██████████	\$46.22
2	Keystone Industries LLC	8, WV, 39	Marmet Dock,	B	1,585	██████████	N/A	N/A	N/A	██████████	██████████	N/A	██████████	N/A	██████████	\$78.79
3	Patriot Coal Sales	8, WV, 39	Kanahwa Eagle	B	3,167	██████████	N/A	N/A	N/A	██████████	██████████	N/A	██████████	N/A	██████████	\$67.59


MONTHLY REPORT OF COST AND QUALITY OF COAL FOR ELECTRIC PLANTS  
 ORIGIN, TONNAGE, DELIVERED PRICE AND AS RECEIVED QUALITY

**SPECIFIED  
 CONFIDENTIAL**

1. Report for: Mo. 09/2008  
 2. Reporting Company: Florida Power Corporation  
 3. Plant Name: Transfer Facility - UBT

4. NAME, TITLE, TELEPHONE NUMBER OF CONTACT PERSON CONCERNING DATA  
 SUBMITTED ON THIS FORM: Kelly Irons, Associate Business Financial Analyst, (919) 546-5028

5. Signature of Official Submitting Report:

  
 Denise Hards - Lead Business Financial Analyst

6. DATE COMPLETED: 11/17/2008

Line No.	Month Reported	Form Plant Name	Intended Generating Plant	Supplier Name	Original Line Number	Volume (tons)	Form No.	Column Title	Old Value	New Value	New F.O.B. Plant Price	Reason for Revision
(a)	(b)	(c)	(d)	(e)	(f)	(g)	(h)	(i)	(j)	(k)	(l)	(m)
NONE												

**Justification Matrix**

Reporting Month: June 2008

FORM 423-1A		
Line No.	Column	Justification
1-10	H	(1) §366.093(3)(d) The information under "Invoice Price", identifies the basic component of the contract pricing mechanism. Disclosure of the invoice price, particularly if in conjunction with information under other columns discussed below, would enable suppliers to determine the pricing mechanisms of their competitors. The likely result would be greater price convergence in future bidding. Disclosure would also result in a reduced ability on the part of a major purchaser such as PEF to bargain for price concessions, since suppliers would be reluctant or unwilling to grant concessions that other potential purchasers would then expect.
1-10	I	(2) §366.093(3)(d) Disclosure of the Invoice Amount, when divided by the Volume figure available from column G, would also disclose the Invoice Price in column.
1-10	J	(3) §366.093(3)(d) Disclosure of the Discount, in conjunction with other information under columns K, L, M or N, could also disclose the Invoice Price shown in column H by mathematical deduction. In addition, disclosure of discounts resulting from bargaining concessions would impair the ability of PEF to obtain such concessions in the future for the reasons discussed in item (1) above.
1-10	K	(4) §366.093(3)(d) See item (3) above.
1-10	L	(5) §366.093(3)(d) See item (3) above.
1-10	M	(6) §366.093(3)(d) See item (3) above.
1-10	N	(7) §366.093(3)(d) See item (3) above. This column is particularly sensitive because it is usually the same as or only slightly different from the Invoice Price in column H.
1-10	O	(8) §366.093(3)(d) Disclosure of the Transportation to Terminal Charges, in conjunction with the information under column Q, would also disclose the Effective Purchase Price in column N by subtracting them from the Delivered Price available in column R.
1-10	Q	(9) §366.093(3)(d) See item (8) above.



## FORM 423-2

Plant Name, Line No.	Column	Justification
Crystal River 1&2 , 1-10 Crystal River 4&5, 1-6 Transfer Facility – IMT, 1-6 Transfer Facility – UBT, 1-3	G	(10) §366.093(3)(d) The Effective Purchase Price is also found on Form 423-2A, column L, and on Form 423-2B, column G. In nearly every case it is the same as the FOB Mine Price found under column F on Form 423-2A, which is the current contract price of coal purchased from each supplier PEF, adjusted for quality. Disclosure of this information would enable suppliers to determine the prices of their competitors, which would likely result in greater price convergence in future bidding. Disclosure would also result in a reduced ability on the part of a major purchaser such as PEF to bargain for price concessions since suppliers would be reluctant or unwilling to grant concessions that other potential purchasers would then expect. In addition, disclosure of the Effective Purchase Price would also disclose the Total Transportation Cost in column H by subtracting column G from the FOB Plant Price in column I.
Crystal River 1&2 , 1-10 Crystal River 4&5, 1-6 Transfer Facility – IMT, 1-6 Transfer Facility – UBT, 1-3	H	(11) §366.093(3)(d) See item (25) below. In addition, disclosure of the Total Transportation Cost would also disclose the Effective Purchase Price in column G when subtracted from the FOB Plant Price in column I.

## FORM 423-2A

Plant Name, Lines	Column	Justification
Crystal River 1&2 , 1-10 Crystal River 4&5, 1-6 Transfer Facility – IMT, 1-6 Transfer Facility – UBT, 1-3	F	(12) §366.093(3)(d) The FOB Mine Price is the current contract price of coal purchased from each supplier by PEF. Disclosure of this information would enable suppliers to determine the prices of their competitors, which would likely result in greater price convergence in future bidding. Disclosure would also result in a reduced ability on the part of a major purchaser such as PEF to bargain for price concessions since suppliers would be reluctant or unwilling to grant concessions that other potential purchasers would then expect.
Crystal River 1&2 , 1-10 Crystal River 4&5, 1-6 Transfer Facility – IMT, 1-6 Transfer Facility – UBT, 1-3	H	(13) §366.093(3)(d) The Original Invoice Price is the same as the FOB Mine Price in column F, except in rare instances when the supplier is willing and able to disclose its short haul and loading costs (column G), if any, included in the contract price of coal. Disclosure would therefore be detrimental for the reasons identified in item (12) above.
Crystal River 1&2 , 1-10 Crystal River 4&5, 1-6 Transfer Facility – IMT, 1-6 Transfer Facility – UBT, 1-3	J	(14) §366.093(3)(d) The Base Price is the same as the Original Invoice Price in column H, since retroactive price adjustments (column I) are normally received well after the reporting month and are included on Form 423-2C at that time. Disclosure would therefore be detrimental for the reasons identified in item (12) above.
Crystal River 1&2 , 1-7, 9-10 Crystal River 4&5, 1-4 Transfer Facility – IMT, 1-6 Transfer Facility – UBT, 1-3	K	(15) §366.093(3)(d) These adjustments are based on variations in coal quality characteristics (usually BTU content) between contract specifications and actual deliveries. Disclosure of this information would allow the FOB mine price to be calculated using the associated tonnage and available contract BTU specifications.
Crystal River 1&2 , 1-10 Crystal River 4&5, 1-6 Transfer Facility – IMT, 1-6 Transfer Facility – UBT, 1-3	L	(16) §366.093(3)(d) The Effective Purchase Price is the Base Price in column J adjusted by Quality Adjustments reported in column K. Disclosure would therefore be detrimental for the reasons identified in item (12) above.

## FORM 423-2B

Plant Name, Lines	Column	Justification
Crystal River 1&2 , 1-10 Crystal River 4&5, 1-6 Transfer Facility – IMT, 1-6 Transfer Facility – UBT, 1-3	G	(17) §366.093(3)(d) See item (16) above.
Crystal River 1&2 , 1-7, 9-10 Crystal River 4&5, 1-4	I	(18) §366.093(3)(d) The information under Rail Rate is a function of PEF's contract rate with the railroad and the distance between each coal supplier and Crystal River. Since these distances are readily available, disclosure of the Rail Rate would effectively disclose the contract rate. This would impair the ability of a high volume user such as PEF to obtain rate concessions, since railroads would be reluctant to grant concessions that other rail users would then expect.
Crystal River 1&2 , 1-7, 9-10 Crystal River 4&5, 1-4	J	(19) §366.093(3)(d) Other Rail Charges consist of PEF's railcar ownership cost. This cost is internal information which is not available to any party with whom PEF contracts, railroads or otherwise. If this information were disclosed to the railroad, their existing knowledge of PEF's rail rates would allow them to determine PEF's total rail cost and be better able to evaluate PEF's opportunity to economically use competing transportation alternatives.
Transfer Facility – IMT, 1-6 Transfer Facility – UBT, 1-3	K	(20) §366.093(3)(d) The figures under River Barge Rate are a portion of the total cost reported in the Transportation Charges under column P on Form 423-2B. See item (24) below. In the case of waterborne deliveries to the Crystal River Plants, the figures represent PEF's current river barge transportation rate. Disclosure of these transportation rates would enable coal suppliers to bid a FOB mine price calculated to produce a delivered plant price at or marginally below PEF's current delivered price, which is available on Form 423-2, column I. Without this opportunity to calculate a perceived maximum acceptable price, suppliers would be more likely to bid their best price.
Crystal River 1&2, 8 Crystal River 4&5, 5-6 Transfer Facility – IMT, 1-6 Transfer Facility – UBT, 1-3	L	(21) §366.093(3)(d) The figures under Transloading Rate are a portion of the total cost reported in the Transportation Charges under column P on Form 423-2B. See item (24) below. In the case of waterborne deliveries to the Crystal River Plants, the figures represent PEF's current transloading rate. Disclosure of these transportation rates would enable coal suppliers to bid a FOB mine price calculated to produce a delivered plant price at or marginally below PEF's current delivered price, which is available on Form 423-2, column I. Without this opportunity to calculate a perceived maximum acceptable price, suppliers would be more likely to bid their best price.

Crystal River 1&2, 8 Crystal River 4&5, 5-6	M	(22) §366.093(3)(d) The figures under Ocean Barge Rate are a portion of the total cost reported in the Transportation Charges under column P on Form 423-2B. See item (24) below. In the case of waterborne deliveries to the Crystal River Plants, the figures represent PEF's current transloading rate. Disclosure of these transportation rates would enable coal suppliers to bid a FOB mine price calculated to produce a delivered plant price at or marginally below PEF's current delivered price, which is available on Form 423-2, column I. Without this opportunity to calculate a perceived maximum acceptable price, suppliers would be more likely to bid their best price.
Crystal River 1&2, 8 Crystal River 4&5, 5-6 Transfer Facility – IMT, 1-6 Transfer Facility – UBT, 1-3	N	(23) §366.093(3)(d) The figures under Other Water Charges are a portion of the total cost reported in the Transportation Charges under column P on Form 423-2B. See item (24) below. In the case of waterborne deliveries to the Crystal River Plants, the figures represent PEF's current transloading rate. Disclosure of these transportation rates would enable coal suppliers to bid a FOB mine price calculated to produce a delivered plant price at or marginally below PEF's current delivered price, which is available on Form 423-2, column I. Without this opportunity to calculate a perceived maximum acceptable price, suppliers would be more likely to bid their best price.
Crystal River 1&2, 1-10 Crystal River 4&5, 1-6 Transfer Facility – IMT, 1-6 Transfer Facility – UBT, 1-3	P	(24) §366.093(3)(d) The figures under Transportation Charges are the total cost reported as transportation charges. In the case of waterborne deliveries to the Crystal River Plants, the figures represent PEF's current transloading rate. Disclosure of these transportation rates would enable coal suppliers to bid a FOB mine price calculated to produce a delivered plant price at or marginally below PEF's current delivered price, which is available on Form 423-2, column I. Without this opportunity to calculate a perceived maximum acceptable price, suppliers would be more likely to bid their best price.

FORM 423-2C		
<u>Plant Name, Line No.</u>	<u>Column</u>	<u>Justification</u>
None	J	(25) The type of information under this column and column K relates to the particular column on Form 423-2, 2A, or 2B to which the adjustment applies (identified in column I). The column justifications above also apply to the adjustments for those column reported on Form 423-2C. In particular, see item (14), Retroactive Price Increases, and item (15), Quality Adjustments, which apply to the majority of the adjustments on Form 423-2C.
None	K	(26) See item (25) above.

**Explanation of the Need to Maintain  
Confidential Classification for a 24-Month Duration**

The majority of the fuel and transportation contracts from which the costs in the 423 Report are derived contain annual price adjustment provisions. If existing or potential fuel and transportation suppliers were to obtain confidential contract pricing information for a prior reporting month within the currently effective 12-month adjustment period, current pricing information would be disclosed. In addition, if contractual pricing information for a reporting month in the previous 12-month adjustment period were to be obtained, the information would be only one adjustment removed from the current price. Suppliers knowledgeable in the recent escalation experience of their market could readily calculate a reasonably precise estimate of the current price.

To guard against providing suppliers with such a competitive advantage, confidential information must be protected from disclosure for the initial 12-month period in which it could remain current, and for the following 12-month period in which it can be readily converted into essentially current information. For example, if information for the first month under an adjusted contract price is reported in May of Year 1, the information will remain current through April of Year 2. Thereafter, the initial May, Year 1 information will be only one escalation adjustment removed from the current information reported each month through April, Year 3. If confidential classification of the May, Year 1 information were to expire after 18 months, suppliers would be able to accurately estimate current prices in October, Year 2 using information that had been current only six months earlier.

An 18-month confidentiality period would effectively waste the protection given in the first six months of the second 12-month pricing period (months 13 through 18) by disclosing information of the same vintage in the last six months of the pricing period. The information disclosed in months 19 through 24 would be equally as detrimental in terms of revealing the current price as the information protected from disclosure during the preceding six months. To make the protection provided in months 13 through 18 meaningful, it must be extended through month 24.

Extending the confidentiality period by six months would mean that the information will be one additional price adjustment further removed from the current price at the time of disclosure. Simply put, a six-month extension provides an additional 12 months of protection.

Progress Energy Florida, Inc.  
Docket No. 080001-EI

Request for Specified Confidential Treatment

---

---

**423 Forms for October, 2008**

**CONFIDENTIAL COPY**

(Confidential information denoted with shading)

---



STATE OF FLORIDA

COMMISSIONERS:  
MATTHEW M. CARTER II, CHAIRMAN  
LISA POLAK EDGAR  
KATRINA J. MCMURRIAN  
NANCY ARGENZIANO  
NATHAN A. SKOP



OFFICE OF COMMISSION CLERK  
ANN COLE  
COMMISSION CLERK  
(850) 413-6770

# Public Service Commission

## ACKNOWLEDGEMENT

DATE: November 24, 2008

TO: John Burnett, Progress Energy

FROM: Ruth Nettles, Office of Commission Clerk

RE: Acknowledgement of Receipt of Confidential Filing

This will acknowledge receipt of a CONFIDENTIAL DOCUMENT filed in Docket Number 080001 or, if filed in an undocketed matter, concerning highlighted information on its FPSC Form 423, and filed on behalf of Progress Energy. The document will be maintained in locked storage.

If you have any questions regarding this document, please contact Marguerite Lockard, Deputy Clerk, at (850) 413-6770.

DOCUMENT NUMBER - DATE  
10897 NOV 24 08  
FPSC-COMMISSION CLERK

CAPITAL CIRCLE OFFICE CENTER • 2540 SHUMARD OAK BOULEVARD • TALLAHASSEE, FL 32399-0850  
An Affirmative Action/Equal Opportunity Employer

PSC Website: <http://www.floridapsc.com>

Internet E-mail: [contact@psc.state.fl.us](mailto:contact@psc.state.fl.us)