


MONTHLY REPORT OF COST AND QUALITY OF OIL FOR ELECTRIC PLANTS
ORIGIN, VOLUME, DELIVERED PRICE AND AS RECEIVED QUALITY

**SPECIFIED
CONFIDENTIAL**

100001-EI
CONFIDENTIAL
DECLASSIFIED 3.5.12

Report For: 12/2009
Reporting Company: Florida Power Corporation

NAME, TITLE, TELEPHONE NUMBER OF CONTACT PERSON CONCERNING DATA
SUBMITTED ON THIS FORM: Kelly Jo Irons, Associate Business Financial Analyst, (918) 546-502E

Signature of Official Submitting Report: 
Joe Putnam - Sr Business Financial Analyst

DATE COMPLETED 1/18/2010


Line No.	Plant name	Supplier Name	Point of Delivery	Date of Delivery	Type Oil	Volume (Bbls)	Invoice Price (\$/Bbl)	Invoice Amount (\$)	Discount (\$)	Net Amount (\$)	Net Price (\$/Bbl)	Quality Adjustments (\$/Bbl)	Effective Purchase Price (\$/Bbl)	Additional Transportation Charges (\$/Bbl)	Other Charges Incurred (\$/Bbl)	Delivered Price (\$/Bbl)
(a)	(b)	(c)	(d)	(e)	(f)	(g)	(h)	(i)	(j)	(k)	(l)	(m)	(n)	(o)	(p)	(q)
1	Ancote	Transfer Facility	FACILITY	12/2009	FO2	716.6	\$113,7478	\$81,513.84	\$0.0000	\$81,513.84	\$113,7478	\$0.0000	\$113,7478	\$0.0000	\$0.0000	\$113,7478
2	Bartow Steam Plant	Oil Recovery Inc	FACILITY	12/2009	FO5	180.0	\$37,3787	\$5,961.48	\$0.0000	\$5,961.48	\$37,3787	\$0.0000	\$37,3787	\$0.0000	(\$8,3429)	\$29,0358
3	Bartow Steam Plant	Synergy Recycling LLC	FACILITY	12/2009	FO5	6,254.0	\$37,5899	\$235,088.06	\$0.0000	\$235,088.06	\$37,5899	\$0.0000	\$37,5899	\$0.0000	(\$8,3429)	\$29,2470
4	Bartow Steam Plant	RIO Energy International Inc	FACILITY	12/2009	FO6	114,587.4	\$68,9600	\$7,831,826.10	\$0.0000	\$7,831,826.10	\$68,9600	\$0.1007	\$68,4607	\$0.0000	(\$8,3429)	\$60,1178
5	Crystal River	Transfer Facility	FACILITY	12/2009	FO2	5,483.3	\$114,8415	\$629,710.33	\$0.0000	\$629,710.33	\$114,8415	\$0.0000	\$114,8415	\$0.0000	\$0.0000	\$114,8415
6	Intercession City Peakers (FL)	Vertex Energy Inc	FACILITY	12/2009	FO2	2,441.7	\$75,0390	\$183,255.41	\$0.0000	\$183,255.41	\$75,0390	\$0.0000	\$75,0390	\$0.0000	\$0.0000	\$75,0390
7	Martin Gas Terminal	Martin Product Sales	FACILITY	12/2009	FO2	12,000.0	\$88,5365	\$1,062,438.55	\$0.0000	\$1,062,438.55	\$88,5365	\$0.0000	\$88,5365	\$3,7781	\$0.0000	\$92,3146
8	Martin Gas Terminal	Vertex Energy Inc	FACILITY	12/2009	FO2	346.0	\$73,5000	\$25,428.79	\$0.0000	\$25,428.79	\$73,5000	\$0.0000	\$73,5000	\$0.0000	\$0.0000	\$73,5000
9	Turner Peakers	Vertex Energy Inc	FACILITY	12/2009	FO2	1,380.2	\$73,5000	\$101,447.19	\$0.0000	\$101,447.19	\$73,5000	\$0.0000	\$73,5000	\$0.0000	\$0.0000	\$73,5000

DOCUMENT NUMBER-DATE
00644 JAN 28 2010
COMMISSION CLERK

MONTHLY REPORT OF COST AND QUALITY OF COAL FOR ELECTRIC PLANTS
ORIGIN, TONNAGE, DELIVERED PRICE AND AS RECEIVED QUALITY

**SPECIFIED
CONFIDENTIAL**

Report For: 12/2009
Reporting Company: Florida Power Corporation
Plant Name: Crystal River

NAME, TITLE, TELEPHONE NUMBER OF CONTACT PERSON CONCERNING DATA
SUBMITTED ON THIS FORM: Kelly Jo Irons, Associate Business Financial Analyst, (919) 546-5028
Signature of Official Submitting Report: 

Jon Putnam - Sr Business Financial Analyst

DATE COMPLETED 1/18/2010

Line No.	Supplier Name	Mine Location	Purchase Type	Transportation Mode	Number Primary Shipping Units	Tons	Effective Purchase Price (\$/Ton)	Total Transportation Cost (\$/Ton)	F.O.B. Plant Price (\$/Ton)	As Received Coal Quality			
										Percent Sulfur (%)	BTU Content (BTU/LB)	Percent Ash (%)	Percent Moisture (%)
(a)	(b)	(c)	(d)	(e)	(f)	(g)	(h)	(i)	(j)	(k)	(l)	(m)	(n)
1	Alpha Coal Sales Co. LLC	8.KY.119	LTC	UR	2	11,102.4	\$114,010	\$29,636	\$143,646	0.68	12,827	9.15	5.19
2	B&W Resources Inc	8.KY.51	LTC	UR	3	11,700.6	\$109,872	\$27,727	\$137,599	1.19	11,986	12.42	6.69
3	B&W Resources Inc	8.KY.51	MTC	UR	3	22,670.4	\$49,199	\$27,953	\$77,152	1.03	12,056	11.94	6.79
4	Constellation Energy Commodities Group Inc.	8.WV.45	MTC	UR	2	23,205.7	\$52,198	\$29,984	\$82,163	0.73	12,411	10.55	7.31
5	Constellation Energy Commodities Group Inc.	8.WV.5	MTC	UR	2	23,078.3	\$51,898	\$29,767	\$81,665	0.81	12,316	12.55	6.78
6	ICG LLC	8.KY.193	LTC	UR	1	11,576.9	\$115,383	\$28,374	\$144,758	1.06	12,129	11.39	6.55
7	ICG LLC	8.KY.193	MTC	UR	4	36,688.8	\$48,594	\$29,501	\$78,096	0.98	12,139	12.16	5.74
8	ICG LLC	8.VA.105	LTC	UR	2	11,389.4	\$128,832	\$27,788	\$154,620	0.95	12,798	6.98	7.39
9	Massey Utility Sales Company	8.WV.5	LTC	UR	1	10,113.6	\$52,454	\$30,855	\$83,309	0.87	12,366	11.10	6.24
10	MC Mining LLC	8.KY.195	LTC	UR	1	11,391.6	\$59,000	\$28,291	\$87,291	0.59	12,691	8.28	6.90
11	Transfer Facility	N/A	N/A	OB	7	112,350.0	\$81,131	\$7,387	\$88,518	0.57	11,346	10.86	11.35
12	Transfer Facility	N/A	N/A	OB	6	93,887.1	\$77,765	\$11,267	\$89,032	0.59	11,474	11.85	10.49
13	Trinity Coal Marketing LLC	8.KY.71	LTC	UR	1	116.7	\$112,000	\$24,509	\$136,509	0.89	11,889	11.70	8.09

DECLASSIFIED

MONTHLY REPORT OF COST AND QUALITY OF COAL FOR ELECTRIC PLANTS
ORIGIN, TONNAGE, DELIVERED PRICE AND AS RECEIVED QUALITY

**SPECIFIED
CONFIDENTIAL**

Report For: 12/2009
Reporting Company: Florida Power Corporation
Plant Name: IMT (Int'l Marine Terminal)

NAME, TITLE, TELEPHONE NUMBER OF CONTACT PERSON CONCERNING DATA
SUBMITTED ON THIS FORM: Kelly Jo Irons, Associate Business Financial Analyst (919) 546-5028
Signature of Official Submitting Report: _____

Jon Putnam
Jon Putnam - Sr Business Financial Analyst

DATE COMPLETED 1/18/2010


Line No.	Supplier Name	Mine Location	Purchase Type	Transportation Mode	Number Primary Shipping Units	Tons	Effective Purchase Price (\$/Ton)	Total Transportation Cost (\$/Ton)	F.O.B. Plant Price (\$/Ton)	As Received Coal Quality			
										Percent Sulfur (%)	BTU Content (BTU/LB)	Percent Ash (%)	Percent Moisture (%)
1	Apex Coal Sales	8.WV.45	LTC	RB	13	8,789.7	\$40,500	\$12,215	\$52,715	0.53	9,923	28.12	5.13
2	Constellation Energy Commodities Group Inc.	8.WV.45	S	RB	11	5,389.0	\$61,189	\$13,622	\$74,810	1.03	11,907	12.94	6.45
3	Oak Hill Corporation	N/A	LTC	RB	16	10,259.4	\$90,777	\$13,373	\$104,150	0.87	12,142	9.90	7.34
4	Patriot Coal Sales	8.WV.39	LTC	RB	35	27,150.4	\$59,130	\$13,586	\$72,716	0.67	12,123	12.37	6.66

DECLASSIFIED

MONTHLY REPORT OF COST AND QUALITY OF COAL FOR ELECTRIC PLANTS
ORIGIN, TONNAGE, DELIVERED PRICE AND AS RECEIVED QUALITY

**SPECIFIED
CONFIDENTIAL**

Report For: 12/2009
Reporting Company: Florida Power Corporation
Plant Name: US United Bulk Terminal

NAME, TITLE, TELEPHONE NUMBER OF CONTACT PERSON CONCERNING DATA
SUBMITTED ON THIS FORM. Kelly Jo Irons, Associate Business Financial Analyst, (919) 546-5028
Signature of Official Submitting Report: 

Joe Putnam - Sr Business Financial Analyst

DATE COMPLETED 1/18/2010


Line No.	Supplier Name	Mine Location	Purchase Type	Transportation Mode	Number Primary Shipping Units	Tons	Effective Purchase Price (\$/Ton)	Total Transportation Cost (\$/Ton)	F.O.B. Plant Price (\$/Ton)	As Received Coal Quality			
										Percent Sulfur (%)	BTU Content (BTU/LB)	Percent Ash (%)	Percent Moisture (%)
(a)	(b)	(c)	(d)	(e)	(f)	(g)	(h)	(i)	(j)	(k)	(l)	(m)	(n)
1	Coalsales LLC	17,CO,107	LTC	RB	24	19,126.9	\$74,177	\$10,650	\$84,827	0.46	11,271	9.56	10.37
2	Coalsales LLC	17,CO,107	LTC	RB	20	10,578.9	\$93,603	\$11,387	\$104,990	0.47	11,253	9.66	10.51
3	Magnum Coal Sales LLC	8,WV,45	LTC	RB	15	10,314.1	\$59,019	\$11,222	\$70,240	0.66	12,171	11.64	8.22

DECLASSIFIED

MONTHLY REPORT OF COST AND QUALITY OF COAL FOR ELECTRIC PLANTS ORIGIN, TONNAGE, DELIVERED PRICE AND AS RECEIVED QUALITY

**SPECIFIED
CONFIDENTIAL**

Report For: 12/2009
 Reporting Company: Florida Power Corporation
 Plant Name: Crystal River

NAME, TITLE, TELEPHONE NUMBER OF CONTACT PERSON CONCERNING DATA
 SUBMITTED ON THIS FORM: Kelly Jo Irons, Associate Business Financial Analyst, (919) 546-5028
 Signature of Official Submitting Report: 

Jon Putnam - Sr Business Financial Analyst

DATE COMPLETED 1/18/2010

Line No.	Supplier Name	Mine Location	Purchase Type	Tons	F.O.B Mine Price (\$/Ton)	Short Haul & Loading Charges (\$/Ton)	Original Invoice Price (\$/Ton)	Retro-active Price Inc(Dec) (\$/Ton)	Base Price (\$/Ton)	Quality Adjust-ments (\$/Ton)	Effective Purchase Price (\$/Ton)
(a)	(b)	(c)	(d)	(e)	(f)	(g)	(h)	(i)	(j)	(k)	(l)
1	Alpha Coal Sales Co. LLC	8,KY,119	LTC	21,692.2	\$98.307	\$0.000	\$98.307	\$0.000	\$98.307	\$1.541	\$99.848
2	B&W Resources Inc	8,KY,51	LTC	23,217.6	\$110.000	\$0.000	\$110.000	\$0.000	\$110.000	(\$0.065)	\$109.935
3	B&W Resources Inc	8,KY,51	MTC	22,960.1	\$50.000	\$0.000	\$50.000	\$0.000	\$50.000	(\$0.795)	\$49.205
4	Constellation Energy Commodities Group Inc.	8,WV,45	MTC	11,626.9	\$52.500	\$0.000	\$52.500	\$0.000	\$52.500	(\$0.602)	\$51.898
5	Constellation Energy Commodities Group Inc.	8,WV,5	MTC	23,076.3	\$52.500	\$0.000	\$52.500	\$0.000	\$52.500	(\$0.602)	\$51.898
6	ICG LLC	8,KY,193	LTC	11,576.9	\$115.000	\$0.000	\$115.000	\$0.000	\$115.000	\$0.383	\$115.383
7	ICG LLC	8,KY,193	MTC	23,121.8	\$48.900	\$0.000	\$48.900	\$0.000	\$48.900	(\$0.485)	\$48.415
8	ICG LLC	8,VA,105	LTC	22,776.3	\$115.000	\$0.000	\$115.000	\$0.000	\$115.000	\$5.933	\$120.933
9	Massey Utility Sales Company	8,WV,5	LTC	10,113.6	\$51.750	\$0.000	\$51.750	\$0.000	\$51.750	\$0.704	\$52.454

DECLASSIFIED

MONTHLY REPORT OF COST AND QUALITY OF COAL FOR ELECTRIC
PLANTS ORIGIN, TONNAGE, DELIVERED PRICE AND AS RECEIVED QUALITY

**SPECIFIED
CONFIDENTIAL**

Report For: 12/2009
Reporting Company: Florida Power Corporation
Plant Name: IMT (Intl Marine Terminal)

NAME, TITLE, TELEPHONE NUMBER OF CONTACT PERSON CONCERNING DATA
SUBMITTED ON THIS FORM: Kelly Jo Irons, Associate Business Financial Analyst, (919) 546-5028
Signature of Official Submitting Report _____

Jon Putnam - Sr Business Financial Analyst

DATE COMPLETED 1/18/2010

Line No.	Supplier Name	Mine Location	Purchase Type	Tons	F.O.B Mine Price (\$/Ton)	Short Haul & Loading Charges (\$/Ton)	Original Invoice Price (\$/Ton)	Retro-active Price Inc(Dec) (\$/Ton)	Base Price (\$/Ton)	Quality Adjust-ments (\$/Ton)	Effective Purchase Price (\$/Ton)
(a)	(b)	(c)	(d)	(e)	(f)	(g)	(h)	(i)	(j)	(k)	(l)
1	Apex Coal Sales	8,WV,45	LTC	14,317.3	\$40.500	\$0.000	\$40.500	\$0.000	\$40.500	\$0.000	\$40.500
2	Constellation Energy Commodities Group Inc.	8,WV,45	S	13,994.5	\$62.050	\$0.000	\$62.050	\$0.000	\$62.050	(\$0.652)	\$61.398
3	Magnum Coal Sales LLC	8,WV,45	LTC	1,829.4	\$59.074	\$0.000	\$59.074	\$0.000	\$59.074	(\$0.264)	\$58.810
4	Oak Hill Corporation	N/A	LTC	17,192.5	\$90.770	\$0.000	\$90.770	\$0.000	\$90.770	\$0.195	\$90.965
5	Patriot Coal Sales	8,WV,39	LTC	19,681.3	\$59.074	\$0.000	\$59.074	\$0.000	\$59.074	\$0.416	\$59.490
6	Riverview Mining LLC	9,KY,225	LTC	101,141.0	\$38.750	\$0.000	\$38.750	\$0.000	\$38.750	\$0.186	\$38.936

DECLASSIFIED

MONTHLY REPORT OF COST AND QUALITY OF COAL FOR ELECTRIC
PLANTS ORIGIN, TONNAGE, DELIVERED PRICE AND AS RECEIVED QUALITY

**SPECIFIED
CONFIDENTIAL**

Report For: 12/2009
Reporting Company: Florida Power Corporation
Plant Name: US United Bulk Terminal

NAME, TITLE, TELEPHONE NUMBER OF CONTACT PERSON CONCERNING DATA
SUBMITTED ON THIS FORM: Kelly Jo Irons, Associate Business Financial Analyst, (919) 546-5028
Signature of Official Submitting Report _____

Jon Putnam - Sr Business Financial Analyst

DATE COMPLETED 1/18/2010


Line No.	Supplier Name	Mine Location	Purchase Type	Tons	F.O.B Mine Price (\$/Ton)	Short Haul & Loading Charges (\$/Ton)	Original Invoice Price (\$/Ton)	Retro-active Price Inc(Dec) (\$/Ton)	Base Price (\$/Ton)	Quality Adjust-ments (\$/Ton)	Effective Purchase Price (\$/Ton)
(a)	(b)	(c)	(d)	(e)	(f)	(g)	(h)	(i)	(j)	(k)	(l)
1	Coalsales LLC	17,CO,107	LTC	24,561.5	\$74.950	\$0.000	\$74.950	\$0.000	\$74.950	(\$1.426)	\$73.524
2	Coalsales LLC	17,CO,107	LTC	24,134.2	\$94.500	\$0.000	\$94.500	\$0.000	\$94.500	(\$1.788)	\$92.712
3	Magnum Coal Sales LLC	8,WV,45	LTC	12,320.0	\$59.074	\$0.000	\$59.074	\$0.000	\$59.074	(\$0.295)	\$58.779
4	Patriot Coal Sales	8,WV,39	LTC	13,572.0	\$59.074	\$0.000	\$59.074	\$0.000	\$59.074	\$0.416	\$59.490

DECLASSIFIED

MONTHLY REPORT OF COST AND QUALITY OF COAL FOR ELECTRIC PLANTS
ORIGIN, TONNAGE, DELIVERED PRICE AND AS RECEIVED QUALITY

**SPECIFIED
CONFIDENTIAL**

Report For: 12/2009
Reporting Company: Florida Power Corporation
Plant Name: Crystal River

NAME, TITLE, TELEPHONE NUMBER OF CONTACT PERSON CONCERNING DATA
SUBMITTED ON THIS FORM: Kelly Jo Irons, Associate Business Financial Analyst (910) 546-6028
Signature of Official Submitting Report: 

Jon Putnam - Sr Business Financial Analyst

DATE COMPLETED: 1/18/2010


Line No.	Supplier Name	Mine Location	Shipping Point	Transportation Mode	Tons	Effective Purchase Price (\$/Ton)	Additional Short Haul & Loading Charges (\$/Ton)	Rail Charges		Waterborne Charges				Total Transportation Charges (\$/Ton)	F.O.B. Plant Price (\$/Ton)
								Rail Rate (\$/Ton)	Other Charges Incurred (\$/Ton)	River Barge Rate (\$/Ton)	Trans-loading Rate (\$/Ton)	Ocean Barge Rate (\$/Ton)	Other Charges Incurred (\$/Ton)		
(a)	(b)	(c)	(d)	(e)	(f)	(g)	(h)	(i)	(j)	(k)	(l)	(m)	(n)	(o)	(p)
1	Alpha Coal Sales Co. LLC	8,KY,119	Yellow Creek	UR	11,102.4	\$114.010	\$0.000	\$28.070	\$1.566	\$0.000	\$0.000	\$0.000	\$0.000	\$29.636	\$143.646
2	B&W Resources Inc	8,KY,51	Resource	UR	34,371.1	\$69.853	\$0.000	\$26.579	\$1.297	\$0.000	\$0.000	\$0.000	\$0.000	\$27.876	\$97.729
3	Constellation Energy Commodities Group Inc.	8,WV,45	Mt Laurel	UR	23,205.7	\$52.198	\$0.000	\$28.670	\$1.295	\$0.000	\$0.000	\$0.000	\$0.000	\$29.964	\$82.163
4	Constellation Energy Commodities Group Inc.	8,WV,5	Sylvester	UR	23,076.3	\$51.898	\$0.000	\$28.470	\$1.297	\$0.000	\$0.000	\$0.000	\$0.000	\$29.767	\$81.665
5	ICG LLC	8,KY,193	Typo	UR	48,265.7	\$64.614	\$0.000	\$28.168	\$1.303	\$0.000	\$0.000	\$0.000	\$0.000	\$29.471	\$94.085
6	ICG LLC	8,VA,105	Mayflower CSX	UR	11,369.4	\$126.832	\$0.000	\$26.470	\$1.318	\$0.000	\$0.000	\$0.000	\$0.000	\$27.788	\$154.620
7	Massey Utility Sales Company	8,WV,5	Liberty	UR	10,113.6	\$52.454	\$0.000	\$28.470	\$2.385	\$0.000	\$0.000	\$0.000	\$0.000	\$30.855	\$83.309
8	MC Mining LLC	8,KY,195	Scotts Branch	UR	11,391.6	\$59.000	\$0.000	\$26.990	\$1.311	\$0.000	\$0.000	\$0.000	\$0.000	\$28.291	\$87.291
9	Transfer Facility	N/A	IMT (Intl Marine Terminal)	OB	112,350.0	\$81.131	\$0.000	\$0.000	\$0.000	\$0.000	\$0.000	\$7.238	\$0.149	\$7.387	\$88.518
10	Transfer Facility	N/A	US United Bulk Terminal	OB	93,887.1	\$77.765	\$0.000	\$0.000	\$0.000	\$0.000	\$3.156	\$7.940	\$0.170	\$11.267	\$89.032
11	Trinity Coal Marketing LLC	8,KY,71	Banner	UR	116.7	\$112.000	\$0.000	\$23.210	\$1.299	\$0.000	\$0.000	\$0.000	\$0.000	\$24.509	\$136.509

DECLASSIFIED

MONTHLY REPORT OF COST AND QUALITY OF COAL FOR ELECTRIC PLANTS
ORIGIN, TONNAGE, DELIVERED PRICE AND AS RECEIVED QUALITY

**SPECIFIED
CONFIDENTIAL**

Report For: 12/2009
Reporting Company: Florida Power Corporation
Plant Name: IMT (Intl Marine Terminal)

NAME, TITLE, TELEPHONE NUMBER OF CONTACT PERSON CONCERNING DATA
SUBMITTED ON THIS FORM: Kelly Jo Irons, Associate Business Financial Analyst, (919) 546-5028
Signature of Official Submitting Report: 

Jon Putnam - Sr Business Financial Analyst

DATE COMPLETED: 1/18/2010


Line No.	Supplier Name	Mine Location	Shipping Point	Transportation Mode	Tons	Effective Purchase Price (\$/Ton)	Additional Short Haul & Loading Charges (\$/Ton)	Rail Charges		Waterborne Charges				Total Transportation Charges (\$/Ton)	F.O.B. Plant Price (\$/Ton)
								Rail Rate (\$/Ton)	Other Charges Incurred (\$/Ton)	River Barge Rate (\$/Ton)	Trans-loading Rate (\$/Ton)	Ocean Barge Rate (\$/Ton)	Other Charges Incurred (\$/Ton)		
(a)	(b)	(c)	(d)	(e)	(f)	(g)	(h)	(i)	(j)	(k)	(l)	(m)	(n)	(o)	(p)
1	Apex Coal Sales	8,WV,45	Big Sandy River	RB	8,789.7	\$40.500	\$0.000	\$0.000	\$0.000	\$11.170	\$2.045	\$0.000	(\$1.000)	\$12.215	\$52.715
2	Constellation Energy Commodities Group Inc.	8,WV,45	Big Sandy River	RB	5,389.0	\$61.189	\$0.000	\$0.000	\$0.000	\$11.170	\$2.400	\$0.000	\$0.052	\$13.622	\$74.810
3	Oak Hill Corporation	N/A	Big Sandy River	RB	10,259.4	\$90.777	\$0.000	\$0.000	\$0.000	\$11.170	\$2.203	\$0.000	\$0.000	\$13.373	\$104.150
4	Patriot Coal Sales	8,WV,39	Kanawha River	RB	27,150.4	\$59.130	\$0.000	\$0.000	\$0.000	\$11.170	\$2.337	\$0.000	\$0.079	\$13.586	\$72.716

DECLASSIFIED

MONTHLY REPORT OF COST AND QUALITY OF COAL FOR ELECTRIC PLANTS
ORIGIN, TONNAGE, DELIVERED PRICE AND AS RECEIVED QUALITY

**SPECIFIED
CONFIDENTIAL**

Report For: 12/2009
Reporting Company: Florida Power Corporation
Plant Name: US United Bulk Terminal

NAME, TITLE, TELEPHONE NUMBER OF CONTACT PERSON CONCERNING DATA
SUBMITTED ON THIS FORM: Kelly Jo Irons, Associate Business Financial Analyst, (919) 546-5028
Signature of Official Submitting Report: 

John Putnam - Sr Business Financial Analyst

DATE COMPLETED: 1/18/2010

Line No.	Supplier Name	Mine Location	Shipping Point	Transportation Mode	Tons	Effective Purchase Price (\$/Ton)	Additional Short Haul & Loading Charges (\$/Ton)	Rail Charges		Waterborne Charges				Total Transportation Charges (\$/Ton)	F.O.B. Plant Price (\$/Ton)
								Rail Rate (\$/Ton)	Other Charges Incurred (\$/Ton)	River Barge Rate (\$/Ton)	Trans-loading Rate (\$/Ton)	Ocean Barge Rate (\$/Ton)	Other Charges Incurred (\$/Ton)		
1	Coalsales LLC	17,CO,107	Cahokia Colorado	RB	19,126.9	\$74.177	\$0.000	\$0.000	\$0.000	\$10.650	\$0.000	\$0.000	\$0.000	\$10.650	\$84.827
2	Coalsales LLC	17,CO,107	Cahokia Colorado	RB	10,578.9	\$93.603	\$0.000	\$0.000	\$0.000	\$10.650	\$0.000	\$0.000	\$0.737	\$11.387	\$104.990
3	Magnum Coal Sales LLC	8,WV,45	Kanawha River	RB	10,314.1	\$59.019	\$0.000	\$0.000	\$0.000	\$11.170	\$0.000	\$0.000	\$0.052	\$11.222	\$70.240

DECLASSIFIED