



REDACTED

January 27, 2010

RECEIVED-FPSC

10 JAN 28 AM 11:14

COMMISSION
CLERK

100001-EI

Via U.S. Mail
Ms. Ann Cole
Commission Clerk
Florida Public Service Commission
2540 Shumard Oak Boulevard
Tallahassee, Florida 32399-0850

Re: Docket No. 090001-EI

Dear Ms. Cole:

Enclosed for filing on behalf of Progress Energy Florida, Inc. are an original plus seven (7) copies of FPSC 423 forms for the month of December, 2009, along with Progress Energy Florida, Inc.'s Request for Specified Confidential Treatment. Forms 423-1A, 423-2, 423-2A, 423-2B, and 423-2C contained in this filing have been edited to delete certain confidential information. An unedited copy of the 423 forms has been submitted for filing under separate cover.

Thank you for your assistance in this matter and if you have any questions, please feel free to contact me at (727)820-5184.

Sincerely,

John Burnett
Associate General Counsel

- COM
- APA
- ECR
- GCL
- RAD
- SSC
- ADM
- OPC
- CLK

JB/emc
Enclosures
cc: Parties of record

DOCUMENT NUMBER DATE

00645 JAN 28 09

FPSC-COMMISSION CLERK

10 JAN 28 AM 10:32


COMMISSION CENTER

Progress Energy Florida, Inc.

CERTIFICATE OF SERVICE

Docket No. 090001-EI

I HEREBY CERTIFY that a true copy of Progress Energy Florida, Inc.'s FPSC 423 Forms for the month of December, 2009 have been furnished to the following individuals via U.S. Mail on this 27th day of January, 2010.



Attorney

James W. Brew
Brickfield, Burchette, Ritts & Stone, P.C.
1025 Thomas Jefferson St. NW
8th Floor, West Tower
Washington, DC 20007-5201

Keino Young
Lisa Bennett, Esq.
Florida Public Service Commission
2540 Shumard Oak Blvd.
Tallahassee, FL 32399-0850

Lee L. Willis, Esq.
James D. Beasley, Esq.
Ausley & McMullen
P.O. Box 391
Tallahassee, FL 32302

Susan D. Ritenour
Gulf Power Company
One Energy Place
Pensacola, FL 32520-0780

Jeffrey A. Stone
Russell A. Badders
Steven R. Griffin
Beggs & Lane
P.O. Box 12950
Pensacola, FL 32591

Ms. Paula K. Brown
Regulatory Affairs
Tampa Electric Company
P.O. Box 111
Tampa, FL 33601-0111

Norman Horton, Jr.
Messer, Caparello & Self, P.A.
P.O. Box 15579
Tallahassee, FL 32317

Joseph A. McGlothlin, Esq.
Office of Public Counsel
111 W. Madison St., Room 812
Tallahassee, FL 32399

Florida Industrial Power Users Group
John W. McWhirter, Jr.
McWhirter, Reeves & Davidson, P.A.
PO Box 3350
Tampa, FL 33601-3350


Curtis Young
Florida Public Utilities Company
P.O. Box 3395
West Palm Beach, FL 33402-3395

Florida Power & Light Co.
John T. Butler
700 Universe Blvd.
Juno Beach, FL 33408-0420

Charlie Beck
Office of Public Counsel
111 W. Madison Street, #812
Tallahassee, FL 32399-1400

Florida Power & Light Co.
R. Wade Litchfield
215 s. Monroe Street, Suite 810
Tallahassee, FL 32301-1859

MONTHLY REPORT OF COST AND QUALITY OF OIL FOR ELECTRIC PLANTS
ORIGIN, VOLUME, DELIVERED PRICE AND AS RECEIVED QUALITY



Report For: 12/2009
Reporting Company: Florida Power Corporation

NAME, TITLE, TELEPHONE NUMBER OF CONTACT PERSON CONCERNING DATA
SUBMITTED ON THIS FORM: Kelly Jo Irons, Associate Business Financial Analyst, (919) 546-

Signature of Official Submitting Report: _____

Jon Putnam
Jon Putnam - Sr Business Financial Analyst

DATE COMPLETED: 1/18/2010


Line No.	Plant name	Supplier Name	Shipping Point	Purchase Type	Point of Delivery	Date of Delivery	Type Fuel Oil	Sulfur Level (%)	BTU Content (Btu/gal)	Volume (Bbls)	Delivered Price (\$/Bbl)
(a)	(b)	(c)	(d)	(e)	(f)	(g)	(h)	(i)	(j)	(k)	(l)
1	Anclote	Transfer Facility	Martin Gas Terminal	N/A	FACILITY	12/2009	FO2	0.04	139,524	716.6	\$113.7478
2	Bartow Steam Plant	Oil Recovery Inc	Bainbridge, GA	S	FACILITY	12/2009	FO5	0.23	139,245	160.0	\$29.0358
3	Bartow Steam Plant	Synergy Recycling LLC	Bainbridge, GA	S	FACILITY	12/2009	FO5	0.19	141,820	6,254.0	\$29.2470
4	Bartow Steam Plant	RIO Energy International Inc.	Houston, TX	LTC	FACILITY	12/2009	FO6	1.34	157,102	114,567.4	\$60.1178
5	Crystal River	Transfer Facility	Martin Gas Terminal	N/A	FACILITY	12/2009	FO2	0.04	139,524	5,483.3	\$114.8415
6	Intercession City Peakers (FL)	Vertex Energy Inc	Orlando, FL	S	FACILITY	12/2009	FO2	0.04	139,195	2,441.7	\$75.0390
7	Martin Gas Terminal	Martin Product Sales	Pascagoula, MS	S	FACILITY	12/2009	FO2	0.04	138,769	12,000.0	\$92.3146
8	Martin Gas Terminal	Vertex Energy Inc	Orlando, FL	S	FACILITY	12/2009	FO2	0.04	139,195	346.0	\$73.5000
9	Turner Peakers	Vertex Energy Inc	Orlando, FL	S	FACILITY	12/2009	FO2	0.04	139,195	1,380.2	\$73.5000

DOCUMENT NUMBER DATE
00645 JAN 28 09
FPSC-COMMISSION CLERK

MONTHLY REPORT OF COST AND QUALITY OF COAL FOR ELECTRIC PLANTS
ORIGIN, TONNAGE, DELIVERED PRICE AND AS RECEIVED QUALITY



Report For: 12/2009
Reporting Company: Florida Power Corporation
Plant Name: Crystal River

NAME, TITLE, TELEPHONE NUMBER OF CONTACT PERSON CONCERNING DATA
SUBMITTED ON THIS FORM: Kelly Jo Irons, Associate Business Financial Analyst, (918) 548-6929
Signature of Official Submitting Report: 
Jon Putnam - Sr Business Financial Analyst

DATE COMPLETED 1/18/2010

Line No.	Supplier Name	Mine Location	Purchase Type	Transportation Mode	Number Primary Shipping Units	Tons	Effective Purchase Price (\$/Ton)	Total Transportation Cost (\$/Ton)	F.O.B. Plant Price (\$/Ton)	As Received Coal Quality			
										Percent Sulfur (%)	BTU Content (BTU/LB)	Percent Ash (%)	Percent Moisture (%)
(a)	(b)	(c)	(d)	(e)	(f)	(g)	(h)	(i)	(j)	(k)	(l)	(m)	(n)
1	Alpha Coal Sales Co. LLC	8,KY,119	LTC	UR	2	11,102.4			\$143,646	0.68	12,627	9.15	5.19
2	B&W Resources Inc	8,KY,51	LTC	UR	3	11,700.6			\$137,599	1.19	11,966	12.42	6.69
3	B&W Resources Inc	8,KY,51	MTC	UR	3	22,670.4			\$77,152	1.03	12,056	11.94	6.79
4	Constellation Energy Commodities Group Inc.	8,WV,45	MTC	UR	2	23,205.7			\$82,163	0.73	12,411	10.55	7.31
5	Constellation Energy Commodities Group Inc.	8,WV,5	MTC	UR	2	23,076.3			\$81,665	0.81	12,316	12.55	6.78
6	ICG LLC	8,KY,193	LTC	UR	1	11,576.9			\$144,758	1.06	12,129	11.39	6.55
7	ICG LLC	8,KY,193	MTC	UR	4	36,688.8			\$78,096	0.98	12,139	12.16	5.74
8	ICG LLC	8,VA,105	LTC	UR	2	11,369.4			\$164,620	0.95	12,798	6.98	7.39
9	Massey Utility Sales Company	8,WV,5	LTC	UR	1	10,113.6			\$83,309	0.87	12,366	11.10	6.24
10	MC Mining LLC	8,KY,195	LTC	UR	1	11,391.6			\$87,291	0.59	12,691	8.26	6.90
11	Transfer Facility	N/A	N/A	OB	7	112,350.0			\$86,518	0.57	11,346	10.86	11.35
12	Transfer Facility	N/A	N/A	OB	6	93,687.1			\$89,032	0.59	11,474	11.85	10.49
13	Trinity Coal Marketing LLC	8,KY,71	LTC	UR	1	116.7			\$136,509	0.89	11,889	11.70	8.09

MONTHLY REPORT OF COST AND QUALITY OF COAL FOR ELECTRIC PLANTS
 ORIGIN, TONNAGE, DELIVERED PRICE AND AS RECEIVED QUALITY



Report For: 12/2009
 Reporting Company: Florida Power Corporation
 Plant Name: IMT (Intl Marine Terminal)

NAME, TITLE, TELEPHONE NUMBER OF CONTACT PERSON CONCERNING DATA

SUBMITTED ON THIS FORM: Kelly Jo Irons, Associate Business Financial Analyst, (919) 546-5028

Signature of Official Submitting Report:

[Handwritten Signature]
 Jon Putnam - Sr Business Financial Analyst

DATE COMPLETED 1/18/2010

Line No.	Supplier Name	Mine Location	Purchase Type	Transportation Mode	Number Primary Shipping Units	Tons	Effective Purchase Price (\$/Ton)	Total Transportation Cost (\$/Ton)	F.O.B. Plant Price (\$/Ton)	As Received Coal Quality			
										Percent Sulfur (%)	BTU Content (BTU/LB)	Percent Ash (%)	Percent Moisture (%)
1	Apex Coal Sales	8,WV,45	LTC	RB	13	8,789.7			\$52.715	0.53	9,823	28.12	5.13
2	Constellation Energy Commodities Group Inc.	8,WV,45	S	RB	11	5,389.0			\$74.810	1.03	11,807	12.94	8.45
3	Oak Hill Corporation	N/A	LTC	RB	16	10,259.4			\$104.150	0.87	12,142	9.90	7.34
4	Patriot Coal Sales	8,WV,39	LTC	RB	35	27,150.4			\$72.716	0.67	12,123	12.37	6.66

MONTHLY REPORT OF COST AND QUALITY OF COAL FOR ELECTRIC PLANTS
ORIGIN, TONNAGE, DELIVERED PRICE AND AS RECEIVED QUALITY



Report For: 12/2009
Reporting Company: Florida Power Corporation
Plant Name: US United Bulk Terminal

NAME, TITLE, TELEPHONE NUMBER OF CONTACT PERSON CONCERNING DATA
SUBMITTED ON THIS FORM: Kelly Jo Irons, Associate Business Financial Analyst, (941) 346-3028
Signature of Official Submitting Report: 

John Putnam - Sr Business Financial Analyst

DATE COMPLETED 1/18/2010

Line No.	Supplier Name	Mine Location	Purchase Type	Transportation Mode	Number Primary Shipping Units	Tons	Effective Purchase Price (\$/Ton)	Total Transportation Cost (\$/Ton)	F.O.B. Plant Price (\$/Ton)	As Received Coal Quality			
										Percent Sulfur (%)	BTU Content (BTU/LB)	Percent Ash (%)	Percent Moisture (%)
1	Coalsales LLC	17.CO.107	LTC	RB	24	19,128.9			\$84.827	0.46	11,271	9.58	10.37
2	Coalsales LLC	17.CO.107	LTC	RB	20	10,578.9			\$104.990	0.47	11,253	9.66	10.51
3	Magnum Coal Sales LLC	8.WV.45	LTC	RB	15	10,314.1			\$70.240	0.66	12,171	11.64	8.22

FPSC FORM 423-2(a)

MONTHLY REPORT OF COST AND QUALITY OF COAL FOR ELECTRIC
PLANTS ORIGIN, TONNAGE, DELIVERED PRICE AND AS RECEIVED QUALITY



Report For: 12/2009
Reporting Company: Florida Power Corporation
Plant Name: Crystal River

NAME, TITLE, TELEPHONE NUMBER OF CONTACT PERSON CONCERNING DATA
SUBMITTED ON THIS FORM: Kelly Jo Irons, Associate Business Financial Analyst, (919) 546-5028
Signature of Official Submitting Report _____

Jon Putnam - Sr Business Financial Analyst

DATE COMPLETED 1/18/2010

Line No.	Supplier Name	Mine Location	Purchase Type	Tons	F.O.B Mine Price (\$/Ton)	Short Haul & Loading Charges (\$/Ton)	Original Invoice Price (\$/Ton)	Retro-active Price Inc(Dec) (\$/Ton)	Base Price (\$/Ton)	Quality Adjust-ments (\$/Ton)	Effective Purchase Price (\$/Ton)
(a)	(b)	(c)	(d)	(e)	(f)	(g)	(h)	(i)	(j)	(k)	(l)
1	Alpha Coal Sales Co. LLC	8,KY,119	LTC	21,692.2		\$0.000		\$0.000			
2	B&W Resources Inc	8,KY,51	LTC	23,217.6		\$0.000		\$0.000			
3	B&W Resources Inc	8,KY,51	MTC	22,960.1		\$0.000		\$0.000			
4	Constellation Energy Commodities Group Inc.	8,WV,45	MTC	11,626.9		\$0.000		\$0.000			
5	Constellation Energy Commodities Group Inc.	8,WV,5	MTC	23,076.3		\$0.000		\$0.000			
6	ICG LLC	8,KY,193	LTC	11,576.9		\$0.000		\$0.000			
7	ICG LLC	8,KY,193	MTC	23,121.8		\$0.000		\$0.000			
8	ICG LLC	8,VA,105	LTC	22,776.3		\$0.000		\$0.000			
9	Massey Utility Sales Company	8,WV,5	LTC	10,113.6		\$0.000		\$0.000			

FPSC FORM 423-2(a)

MONTHLY REPORT OF COST AND QUALITY OF COAL FOR ELECTRIC
PLANTS ORIGIN, TONNAGE, DELIVERED PRICE AND AS RECEIVED QUALITY



Report For: 12/2009
Reporting Company: Florida Power Corporation
Plant Name: IMT (Intl Marine Terminal)

NAME, TITLE, TELEPHONE NUMBER OF CONTACT PERSON CONCERNING DATA
SUBMITTED ON THIS FORM: Kelly Jo Irons, Associate Business Financial Analyst (919) 546-5028
Signature of Official Submitting Report _____

Jon Putnam - Sr Business Financial Analyst

DATE COMPLETED 1/18/2010

Line No.	Supplier Name	Mine Location	Purchase Type	Tons	F.O.B Mine Price (\$/Ton)	Short Haul & Loading Charges (\$/Ton)	Original Invoice Price (\$/Ton)	Retro-active Price Inc(Dec) (\$/Ton)	Base Price (\$/Ton)	Quality Adjust-ments (\$/Ton)	Effective Purchase Price (\$/Ton)
(a)	(b)	(c)	(d)	(e)	(f)	(g)	(h)	(i)	(j)	(k)	(l)
1	Apex Coal Sales	8,WV,45	LTC	14,317.3		\$0.000		\$0.000			
2	Constellation Energy Commodities Group Inc.	8,WV,45	S	13,994.5		\$0.000		\$0.000			
3	Magnum Coal Sales LLC	8,WV,45	LTC	1,829.4		\$0.000		\$0.000			
4	Oak Hill Corporation	N/A	LTC	17,192.5		\$0.000		\$0.000			
5	Patriot Coal Sales	8,WV,39	LTC	19,681.3		\$0.000		\$0.000			
6	Riverview Mining LLC	9,KY,225	LTC	101,141.0		\$0.000		\$0.000			

MONTHLY REPORT OF COST AND QUALITY OF COAL FOR ELECTRIC PLANTS ORIGIN, TONNAGE, DELIVERED PRICE AND AS RECEIVED QUALITY



Report For: 12/2009
 Reporting Company: Florida Power Corporation
 Plant Name: US United Bulk Terminal

NAME, TITLE, TELEPHONE NUMBER OF CONTACT PERSON CONCERNING DATA
 SUBMITTED ON THIS FORM: Kelly Jo Irons, Associate Business Financial Analyst, (919) 546-5028

Signature of Official Submitting Report

Jon Putnam
 Jon Putnam - Sr Business Financial Analyst

DATE COMPLETED 1/18/2010

Line No.	Supplier Name	Mine Location	Purchase Type	Tons	F.O.B Mine Price (\$/Ton)	Short Haul & Loading Charges (\$/Ton)	Original Invoice Price (\$/Ton)	Retro-active Price Inc(Dec) (\$/Ton)	Base Price (\$/Ton)	Quality Adjust-ments (\$/Ton)	Effective Purchase Price (\$/Ton)
(a)	(b)	(c)	(d)	(e)	(f)	(g)	(h)	(i)	(j)	(k)	(l)
1	Coalsales LLC	17,CO,107	LTC	24,561.5		\$0.000		\$0.000			
2	Coalsales LLC	17,CO,107	LTC	24,134.2		\$0.000		\$0.000			
3	Magnum Coal Sales LLC	8,WV,45	LTC	12,320.0		\$0.000		\$0.000			
4	Patriot Coal Sales	8,WV,39	LTC	13,572.0		\$0.000		\$0.000			

Progress Energy Florida, Inc.
Docket No. 090001-EI

Request for Specified Confidential Treatment

423 Forms for December, 2009

CONFIDENTIAL COPY

(Confidential information denoted with shading)
