



REDACTED

April 22, 2010

Via U.S. Mail  
Ms. Ann Cole  
Commission Clerk  
Florida Public Service Commission  
2540 Shumard Oak Boulevard  
Tallahassee, Florida 32399-0850


Re: Docket No. 100001-EI

Dear Ms. Cole:

Enclosed for filing on behalf of Progress Energy Florida, Inc. are an original plus seven (7) copies of FPSC 423 forms for the month of March, 2010, along with Progress Energy Florida, Inc.'s Request for Specified Confidential Treatment. Forms 423-1A, 423-2, 423-2A, 423-2B, and 423-2C contained in this filing have been edited to delete certain confidential information. An unedited copy of the 423 forms has been submitted for filing under separate cover.

Thank you for your assistance in this matter and if you have any questions, please feel free to contact me at (727)820-5184.

Sincerely,



John Burnett  
Associate General Counsel

COM	_____
APA	<u>2</u>
ECR	<u>3</u>
GCL	<u>1</u>
RAD	<u>1</u>
SSC	_____
ADM	_____
OPC	_____
CLK	_____

JB/emc  
Enclosures  
cc: Parties of record

299 1<sup>st</sup> Avenue North, St. Petersburg, FL 33701 ☎ P.O. Box 14042, St. Petersburg, FL 33733  
Phone: 727.820.5184 ☎ Fax: 727.820.5249 ☎ Email: john.burnett@pgnmail.com


DOCUMENT NUMBER DATE  
03332 APR 26 09  
FPSC-COMMISSION CLERK

Progress Energy Florida, Inc.

CERTIFICATE OF SERVICE

Docket No. 100001-EI

I HEREBY CERTIFY that a true copy of Progress Energy Florida, Inc.'s FPSC 423 Forms for the month of March, 2010 have been furnished to the following individuals via U.S. Mail on this 22nd day of March, 2010.



Attorney

<p>Lisa Bennett, Esq. Office of General Counsel Florida Public Service Commission 2540 Shumard Oak Blvd. Tallahassee, FL 32399-0850</p>	<p>Florida Public Utilities Company Curtis Young P.O. Box 3395 West Palm Beach, FL 33402-3395</p>
<p>Ausley &amp; McMullen Law Firm James D. Beasley, Esq./J. Jeffry Wahlen, Esq. P.O. Box 391 Tallahassee, FL 32302</p>	<p>Gulf Power Company Ms. Susan D. Ritenour One Energy Place Pensacola, FL 32520-0780</p>
<p>Beggs &amp; Lane Law Firm Jeffrey A. Stone, Esq./Russell A. Badders, Esq. Steven R. Griffin P.O. Box 12950 Pensacola, FL 32591</p>	<p>Ackerman Senterfitt Beth Keating, Esquire 106 E. College Avenue, Suite 1200 Tallahassee FL 32301</p>
<p>Brickfield Law Firm James W. Brew, Esq. 1025 Thomas Jefferson St., NW 8<sup>th</sup> Floor, West Tower Washington, DC 20007</p>	<p>Keefe Law Firm Vicki Gordon Kaufman/Jon Moyle 118 N. Gadsden Street Tallahassee, FL 32301</p>
<p>Florida Industrial Power Users Group John McWhirter, Jr. McWhirter Law Firm P.O. Box 3350 Tampa, FL 33601-3350</p>	<p>Young van Assenderp, P.A. Robert Scheffel Wright/John T. LaVia, III 225 S. Adams Street, Suite 200 Tallahassee, FL 32301</p>
<p>Florida Power &amp; Light Co. John T. Butler, Esq. 700 Universe Boulevard Juno Beach, FL 33408</p>	<p>Federal Executive Agencies Shayla McNeill, Capt. USAF c/o AFLSA/JACL-ULT 139 Barnes Drive, suite 1 Tyndall AFB, FL 32403-5319</p>
<p>Florida Power &amp; Light Co. Natalie F. Smith/R. Wade Litchfield, Esq. 215 S. Monroe Street, Ste. 810 Tallahassee, FL 32301-1859</p>	<p>Florida Retail Federation John Rogers 100 East Jefferson Street Tallahassee, FL 32301</p>

Tampa Electric Company  
Paula K. Brown  
P.O. Box 111  
Tampa, FL 33601

Office of Public Counsel  
J.R. Kelly/Patricia Christensen  
Charles Beck/Joseph A. McGlothlin  
The Florida Legislature  
111 West Madison Street, #812  
Tallahassee, FL 32399

Office of Attorney General  
Bill McCollum/Cecilia Bradley  
The Capitol – PL01  
Tallahassee, FL 32399-1050

Progress Energy Florida, Inc.  
Docket No. 100001-EI

Request for Specified Confidential Treatment

---

**423 Forms for March, 2010**

**CONFIDENTIAL COPY**

(Confidential information denoted with shading)


---

MONTHLY REPORT OF COST AND QUALITY OF OIL FOR ELECTRIC PLANTS  
ORIGIN, VOLUME, DELIVERED PRICE AND AS RECEIVED QUALITY

**SPECIFIED  
CONFIDENTIAL**

Report For: 3/2010  
Reporting Company: Florida Power Corporation

NAME, TITLE, TELEPHONE NUMBER OF CONTACT PERSON CONCERNING DATA  
SUBMITTED ON THIS FORM: Kelly Jo Irons, Associate Business Financial Analyst, (919) 546-5028

Signature of Official Submitting Report:   
Jon Putnam - Sr Business Financial Analyst

DATE COMPLETED: 4/19/2010

Line No.	Plant name	Supplier Name	Shipping Point	Purchase Type	Point of Delivery	Date of Delivery	Type Fuel Oil	Sulfur Level (%)	BTU Content (Btu/gal)	Volume (Bbls)	Delivered Price (\$/Bbl)
(a)	(b)	(c)	(d)	(e)	(f)	(g)	(h)	(i)	(j)	(k)	(l)
1	Anclote	Transfer Facility	Martin Gas Terminal	N/A	FACILITY	3/2010	FO2	0.04	137,388	348.6	\$104.3804
2	Bartow Peakers	Transfer Facility	Martin Gas Terminal	N/A	FACILITY	3/2010	FO2	0.04	137,388	19,833.4	\$108.2800
3	Crystal River	Transfer Facility	Martin Gas Terminal	N/A	FACILITY	3/2010	FO2	0.04	137,388	3,993.2	\$104.9539
4	Intersession City Peakers	Mansfield Oil Company of Gainesville Inc.	Tampa, FL	LTC	FACILITY	3/2010	FO2	0.00	137,155	9,876.0	\$98.7581
5	Suwannee Steam Plant	RIO Energy International Inc.	St. Marks, FL	LTC	FACILITY	3/2010	FO6	1.45	155,313	10,066.8	\$41.6952



MONTHLY REPORT OF COST AND QUALITY OF COAL FOR ELECTRIC PLANTS  
ORIGIN, TONNAGE, DELIVERED PRICE AND AS RECEIVED QUALITY

**SPECIFIED  
CONFIDENTIAL**

Report For: 3/2010  
Reporting Company: Florida Power Corporation  
Plant Name: Associated Terminals

NAME, TITLE, TELEPHONE NUMBER OF CONTACT PERSON CONCERNING DATA  
SUBMITTED ON THIS FORM: Kelly Jo Irons, Associate Business Financial Analyst, (919).546-5028  
Signature of Official Submitting Report: \_\_\_\_\_

Jon Putnam - Senior Business Financial Analyst


DATE COMPLETED 4/19/2010

Line No.	Supplier Name	Mine Location	Purchase Type	Transportation Mode	Number Primary Shipping Units	Tons	Effective Purchase Price (\$/Ton)	Total Transportation Cost (\$/Ton)	F.O.B. Plant Price (\$/Ton)	As Received Coal Quality			
										Percent Sulfur (%)	BTU Content (BTU/LB)	Percent Ash (%)	Percent Moisture (%)
(a)	(b)	(c)	(d)	(e)	(f)	(g)	(h)	(i)	(j)	(k)	(l)	(m)	(n)
1	Constellation Energy Commodities Group Inc.	N/A	LTC	RB	1	1,828.7			\$72.933	0.73	11,956	10.82	8.06
2	Keystone Industries LLC	8,WV,39	MTC	RB	1	1,753.1			\$65.396	0.71	11,702	13.33	7.51
3	Massey Utility Sales Company	8,WV,39	LTC	RB	5	7,894.4			\$63.582	1.01	12,015	12.72	7.17
4	Peabody Coalsales LLC	10,IL,165	LTC	RB	2	3,665.7			\$47.046	2.85	12,263	8.40	8.91

MONTHLY REPORT OF COST AND QUALITY OF COAL FOR ELECTRIC PLANTS  
ORIGIN, TONNAGE, DELIVERED PRICE AND AS RECEIVED QUALITY

**SPECIFIED  
CONFIDENTIAL**

Report For: 3/2010  
Reporting Company: Florida Power Corporation  
Plant Name: Crystal River

NAME, TITLE, TELEPHONE NUMBER OF CONTACT PERSON CONCERNING DATA  
SUBMITTED ON THIS FORM: Kelly Jo Irons, Associate Business Financial Analyst, (919) 546-5028  
Signature of Official Submitting Report:   
Jon Putnam - Senior Business Financial Analyst

DATE COMPLETED 4/19/2010

Line No.	Supplier Name	Mine Location	Purchase Type	Transportation Mode	Number Primary Shipping Units	Tons	Effective Purchase Price (\$/Ton)	Total Transportation Cost (\$/Ton)	F.O.B. Plant Price (\$/Ton)	As Received Coal Quality			
										Percent Sulfur (%)	BTU Content (BTU/LB)	Percent Ash (%)	Percent Moisture (%)
(a)	(b)	(c)	(d)	(e)	(f)	(g)	(h)	(i)	(j)	(k)	(l)	(m)	(n)
1	Alpha Coal Sales Co. LLC	8,KY,119	LTC	UR	2	22,187.8			\$143.248	0.98	12,193	11.56	6.46
2	B&W Resources Inc	8,KY,51	LTC	UR	4	23,210.7			\$147.430	0.99	12,331	10.60	6.10
3	B&W Resources Inc	8,KY,51	MTC	UR	6	35,508.1			\$84.351	0.97	12,235	10.85	7.07
4	ICG LLC	8,KY,193	LTC	UR	1	11,558.6			\$143.889	0.99	12,051	11.97	6.33
5	ICG LLC	8,KY,193	MTC	UR	2	234.7			\$78.520	1.12	12,095	11.55	6.59
6	ICG LLC	8,VA,105	LTC	UR	7	35,223.4			\$146.908	0.83	12,952	6.39	7.68
7	James River Coal Sales Inc	8,KY,193	S	UR	4	23,585.4			\$93.876	0.92	12,865	8.60	5.97
8	Massey Utility Sales Company	8,WV,5	LTC	UR	1	9,978.7			\$87.245	1.17	12,181	11.04	7.36
9	Massey Utility Sales Company	8,WV,5	LTC	UR	1	11,177.9			\$83.915	0.95	11,862	14.23	6.06
10	Massey Utility Sales Company	8,WV,5	LTC	UR	3	11,544.7			\$90.824	0.96	12,505	11.70	6.09
11	MC Mining LLC	8,KY,195	LTC	UR	3	23,241.0			\$100.266	0.63	12,691	8.06	7.30
12	NRG Power Marketing Inc	8,WV,5	S	UR	1	11,636.8			\$90.216	0.90	12,225	12.67	7.55
13	Patriot Coal Sales	8,WV,45	MTC	UR	1	236.9			\$92.734	0.67	12,031	12.51	7.17
14	Transfer Facility	N/A	N/A	OB	1	15,141.9			\$62.432	2.27	12,033	11.58	7.70
15	Transfer Facility	N/A	N/A	OB	5	79,135.7			\$82.961	1.49	11,647	10.19	10.78
16	Transfer Facility	N/A	N/A	OB	9	143,160.1			\$76.166	1.47	11,613	10.88	10.33
17	Trinity Coal Marketing LLC	8,KY,71	LTC	UR	1	116.3			\$78.444	1.07	12,386	8.30	8.08



MONTHLY REPORT OF COST AND QUALITY OF COAL FOR ELECTRIC PLANTS  
ORIGIN, TONNAGE, DELIVERED PRICE AND AS RECEIVED QUALITY

**SPECIFIED  
CONFIDENTIAL**

Report For: 3/2010  
Reporting Company: Florida Power Corporation  
Plant Name: IMT (Intl Marine Terminal)

NAME, TITLE, TELEPHONE NUMBER OF CONTACT PERSON CONCERNING DATA  
SUBMITTED ON THIS FORM: Kelly Jo Irons, Associate Business Financial Analyst, (919) 546-5028  
Signature of Official Submitting Report: \_\_\_\_\_

Jon Putnam - Senior Business Financial Analyst

DATE COMPLETED 4/19/2010

Line No.	Supplier Name	Mine Location	Purchase Type	Transportation Mode	Number Primary Shipping Units	Tons	Effective Purchase Price (\$/Ton)	Total Transportation Cost (\$/Ton)	F.O.B. Plant Price (\$/Ton)	As Received Coal Quality			
										Percent Sulfur (%)	BTU Content (BTU/LB)	Percent Ash (%)	Percent Moisture (%)
(a)	(b)	(c)	(d)	(e)	(f)	(g)	(h)	(i)	(j)	(k)	(l)	(m)	(n)
1	Massey Utility Sales Company	8,WV,39	LTC	RB	33	32,718.3			\$65.927	0.87	12,251	11.93	6.51
2	Oak Hill Corporation	N/A	LTC	RB	26	28,807.7			\$105.805	1.01	11,972	10.06	8.54
3	Peabody Coalsales LLC	10,IL,157	LTC	RB	8	5,644.0			\$51.155	3.00	11,033	8.40	13.97
4	Peabody Coalsales LLC	10,IL,165	LTC	RB	13	8,948.6			\$50.912	2.88	12,276	8.20	8.86
5	Peabody Coalsales LLC	10,IL,165	LTC	RB	43	43,380.0			\$105.978	0.45	11,012	9.87	11.74
6	Riverview Mining LLC	9,KY,225	LTC	RB	35	35,446.2			\$51.579	2.75	11,553	7.62	12.41
7	Sempra Energy Trading	N/A	LTC	RB	9	10,626.0			\$74.945	0.83	11,939	11.63	8.15

MONTHLY REPORT OF COST AND QUALITY OF COAL FOR ELECTRIC PLANTS  
ORIGIN, TONNAGE, DELIVERED PRICE AND AS RECEIVED QUALITY

**SPECIFIED  
CONFIDENTIAL**

Report For: 3/2010  
Reporting Company: Florida Power Corporation  
Plant Name: US United Bulk Terminal

NAME, TITLE, TELEPHONE NUMBER OF CONTACT PERSON CONCERNING DATA  
SUBMITTED ON THIS FORM: Kelly Jo Irons, Associate Business Financial Analyst, (919) 546-5028  
Signature of Official Submitting Report: \_\_\_\_\_

Jon Putnam - Senior Business Financial Analyst

DATE COMPLETED 4/19/2010

Line No.	Supplier Name	Mine Location	Purchase Type	Transportation Mode	Number Primary Shipping Units	Tons	Effective Purchase Price (\$/Ton)	Total Transportation Cost (\$/Ton)	As Received Coal Quality				
									F.O.B. Plant Price (\$/Ton)	Percent Sulfur (%)	BTU Content (BTU/LB)	Percent Ash (%)	Percent Moisture (%)
(a)	(b)	(c)	(d)	(e)	(f)	(g)	(h)	(i)	(j)	(k)	(l)	(m)	(n)
1	Constellation Energy Commodities Group Inc.	N/A	LTC	RB	57	69,392.8			\$72.204	0.87	11,948	11.85	7.76
2	Keystone Industries LLC	8,WV,39	MTC	RB	11	13,548.1			\$65.460	0.71	11,774	13.87	7.13
3	Massey Utility Sales Company	8,WV,39	LTC	RB	36	33,969.4			\$63.761	0.88	12,042	12.24	7.42
4	Riverview Mining LLC	9,KY,225	LTC	RB	64	63,381.0			\$49.178	2.73	11,565	7.56	12.35
5	Sempra Energy Trading	N/A	LTC	RB	2	1,800.2			\$71.832	0.87	11,916	12.25	7.53

MONTHLY REPORT OF COST AND QUALITY OF COAL FOR ELECTRIC PLANTS  
ORIGIN, TONNAGE, DELIVERED PRICE AND AS RECEIVED QUALITY

**SPECIFIED  
CONFIDENTIAL**

Report For: 3/2010  
Reporting Company: Florida Power Corporation  
Plant Name: Associated Terminals

NAME, TITLE, TELEPHONE NUMBER OF CONTACT PERSON CONCERNING DATA  
SUBMITTED ON THIS FORM: Kelly Jo Irons, Associate Business Financial Analyst, (919) 546-5028

Signature of Official Submitting Report: \_\_\_\_\_

Jon Putnam - Senior Business Financial Analyst

DATE COMPLETED 4/19/2010

Line No.	Supplier Name	Mine Location	Purchase Type	Tons	F.O.B Mine Price (\$/Ton)	Short Haul & Loading Charges (\$/Ton)	Original Invoice Price (\$/Ton)	Retro-active Price Inc(Dec) (\$/Ton)	Base Price (\$/Ton)	Quality Adjust-ments (\$/Ton)	Effective Purchase Price (\$/Ton)
(a)	(b)	(c)	(d)	(e)	(f)	(g)	(h)	(i)	(j)	(k)	(l)
1	Constellation Energy Commodities Group Inc.	N/A	LTC	1,828.7		\$0.000		\$0.000			
2	Keystone Industries LLC	8,WV,39	MTC	1,753.1		\$0.000		\$0.000			
3	Massey Utility Sales Company	8,WV,39	LTC	3,461.5		\$0.000		\$0.000			

MONTHLY REPORT OF COST AND QUALITY OF COAL FOR ELECTRIC PLANTS  
ORIGIN, TONNAGE, DELIVERED PRICE AND AS RECEIVED QUALITY

**SPECIFIED  
CONFIDENTIAL**

Report For: 3/2010  
Reporting Company: Florida Power Corporation  
Plant Name: Crystal River

NAME, TITLE, TELEPHONE NUMBER OF CONTACT PERSON CONCERNING DATA  
SUBMITTED ON THIS FORM: Kelly Jo Irons, Associate Business Financial Analyst, (919) 546-5028  
Signature of Official Submitting Report: \_\_\_\_\_

Jon Putnam - Senior Business Financial Analyst

DATE COMPLETED 4/19/2010

Line No.	Supplier Name	Mine Location	Purchase Type	Tons	F.O.B Mine Price (\$/Ton)	Short Haul & Loading Charges (\$/Ton)	Original Invoice Price (\$/Ton)	Retro-active Price Inc(Dec) (\$/Ton)	Base Price (\$/Ton)	Quality Adjust-ments (\$/Ton)	Effective Purchase Price (\$/Ton)
(a)	(b)	(c)	(d)	(e)	(f)	(g)	(h)	(i)	(j)	(k)	(l)
1	Alpha Coal Sales Co. LLC	8,KY,119	LTC	22,424.4		\$0.000		\$0.000			
2	Alpha Coal Sales Co. LLC	8,KY,133	LTC	11,149.9		\$0.000		\$0.000			
3	B&W Resources Inc	8,KY,51	LTC	34,670.6		\$0.000		\$0.000			
4	B&W Resources Inc	8,KY,51	MTC	23,249.0		\$0.000		\$0.000			
5	ICG LLC	8,KY,193	LTC	11,558.6		\$0.000		\$0.000			
6	ICG LLC	8,VA,105	LTC	23,208.6		\$0.000		\$0.000			
7	James River Coal Sales Inc	8,KY,193	S	46,903.1		\$0.000		\$0.000			
8	Massey Utility Sales Company	8,WV,5	LTC	44,069.7		\$0.000		\$0.000			
9	MC Mining LLC	8,KY,195	LTC	23,126.1		\$0.000		\$0.000			
10	NRG Power Marketing Inc	8,WV,5	S	11,636.8		\$0.000		\$0.000			

MONTHLY REPORT OF COST AND QUALITY OF COAL FOR ELECTRIC PLANTS  
ORIGIN, TONNAGE, DELIVERED PRICE AND AS RECEIVED QUALITY

**SPECIFIED  
CONFIDENTIAL**

Report For: 3/2010  
Reporting Company: Florida Power Corporation  
Plant Name: IMT (Intl Marine Terminal)

NAME, TITLE, TELEPHONE NUMBER OF CONTACT PERSON CONCERNING DATA  
SUBMITTED ON THIS FORM: Kelly Jo Irons, Associate Business Financial Analyst, (919) 546-5028  
Signature of Official Submitting Report: \_\_\_\_\_

*[Signature]*  
Jon Putnam - Senior Business Financial Analyst

DATE COMPLETED 4/19/2010

Line No.	Supplier Name	Mine Location	Purchase Type	Tons	F.O.B Mine Price (\$/Ton)	Short Haul & Loading Charges (\$/Ton)	Original Invoice Price (\$/Ton)	Retro-active Price Inc(Dec) (\$/Ton)	Base Price (\$/Ton)	Quality Adjust-ments (\$/Ton)	Effective Purchase Price (\$/Ton)
(a)	(b)	(c)	(d)	(e)	(f)	(g)	(h)	(i)	(j)	(k)	(l)
1	Constellation Energy Commodities Group Inc.	N/A	LTC	5,315.0		\$0.000		\$0.000			
2	Massey Utility Sales Company	8,WV,39	LTC	19,194.9		\$0.000		\$0.000			
3	Oak Hill Corporation	N/A	LTC	23,920.9		\$0.000		\$0.000			
4	Peabody Coalsales LLC	10,IL,157	LTC	9,563.9		\$0.000		\$0.000			
5	Peabody Coalsales LLC	10,IL,165	LTC	10,979.9		\$0.000		\$0.000			
6	Peabody Coalsales LLC	10,IL,157	LTC	47,267.6		\$0.000		\$0.000			
7	Riverview Mining LLC	9,KY,225	LTC	34,835.3		\$0.000		\$0.000			
8	Sempra Energy Trading	N/A	LTC	8,649.5		\$0.000		\$0.000			

MONTHLY REPORT OF COST AND QUALITY OF COAL FOR ELECTRIC PLANTS  
ORIGIN, TONNAGE, DELIVERED PRICE AND AS RECEIVED QUALITY

**SPECIFIED  
CONFIDENTIAL**

Report For: 3/2010  
Reporting Company: Florida Power Corporation  
Plant Name: US United Bulk Terminal

NAME, TITLE, TELEPHONE NUMBER OF CONTACT PERSON CONCERNING DATA  
SUBMITTED ON THIS FORM: Kelly Jo Irons, Associate Business Financial Analyst, (919) 546-5028  
Signature of Official Submitting Report: \_\_\_\_\_

Jon Putnam - Senior Business Financial Analyst

DATE COMPLETED 4/19/2010

Line No.	Supplier Name	Mine Location	Purchase Type	Tons	F.O.B Mine Price (\$/Ton)	Short Haul & Loading Charges (\$/Ton)	Original Invoice Price (\$/Ton)	Retro-active Price Inc(Dec) (\$/Ton)	Base Price (\$/Ton)	Quality Adjust-ments (\$/Ton)	Effective Purchase Price (\$/Ton)
(a)	(b)	(c)	(d)	(e)	(f)	(g)	(h)	(i)	(j)	(k)	(l)
1	Constellation Energy Commodities Group Inc.	N/A	LTC	32,009.2		\$0.000		\$0.000			
2	Keystone Industries LLC	8,WV,39	MTC	8,950.2		\$0.000		\$0.000			
3	Massey Utility Sales Company	8,WV,39	LTC	22,857.9		\$0.000		\$0.000			
4	Riverview Mining LLC	9,KY,225	LTC	57,027.1		\$0.000		\$0.000			
5	Sempra Energy Trading	N/A	LTC	3,527.2		\$0.000		\$0.000			









