



RECEIVED-FPSC

10 AUG 11 PM 2:01

COMMISSION
CLERK

¹⁰
August 5, 2010

Via U.S. Mail
Ms. Ann Cole
Commission Clerk
Florida Public Service Commission
2540 Shumard Oak Boulevard
Tallahassee, Florida 32399-0850

Re: Docket No. 100001-EI

Dear Ms. Cole:

Enclosed for filing on behalf of Progress Energy Florida, Inc. are an original plus seven (7) copies of FPSC 423 forms for the month of June, 2010, along with Progress Energy Florida, Inc.'s Request for Specified Confidential Treatment. Forms 423-1A, 423-2, 423-2A, 423-2B, and 423-2C contained in this filing have been edited to delete certain confidential information. An unedited copy of the 423 forms has been submitted for filing under separate cover.

Thank you for your assistance in this matter and if you have any questions, please feel free to contact me at (727)820-5184.

Sincerely,

John Burnett
Associate General Counsel

- COM _____
- APA 1
- ECR 4
- GCL 1
- RAD 1
- SSC _____
- ADM _____
- OPC _____
- CLK _____

JB/emc
Enclosures
cc: Parties of record

299 1st Avenue North, St. Petersburg, FL 33701 ☎ P.O. Box 14042, St. Petersburg, FL 33733
Phone: 727.820.5184 ☎ Fax: 727.820.5249 ☎ Email: john.burnett@pgnmail.com

6653 AUG 11 e
FPSC-00110310-0011-0

Progress Energy Florida, Inc.
Docket No. 100001-EI

Request for Specified Confidential Treatment

423 Forms for June, 2010

CONFIDENTIAL COPY


(Confidential information denoted with shading)

Progress Energy Florida, Inc.

CERTIFICATE OF SERVICE

Docket No. 100001-EI

I HEREBY CERTIFY that a true copy of Progress Energy Florida, Inc.'s FPSC 423 Forms for the month of June, 2010 have been furnished to the following individuals via U.S. Mail on this 5th day of August, 2010.



Attorney

<p>Lisa Bennett, Esq. Office of General Counsel Florida Public Service Commission 2540 Shumard Oak Blvd. Tallahassee, FL 32399-0850</p> <p>Ausley & McMullen Law Firm James D. Beasley, Esq./J. Jeffry Wahlen, Esq. P.O. Box 391 Tallahassee, FL 32302</p> <p>Beggs & Lane Law Firm Jeffrey A. Stone, Esq./Russell A. Badders, Esq. Steven R. Griffin P.O. Box 12950 Pensacola, FL 32591</p> <p>Brickfield Law Firm James W. Brew, Esq. 1025 Thomas Jefferson St., NW 8th Floor, West Tower Washington, DC 20007</p> <p>Florida Industrial Power Users Group John McWhirter, Jr. McWhirter Law Firm P.O. Box 3350 Tampa, FL 33601-3350</p> <p>Florida Power & Light Co. John T. Butler, Esq. 700 Universe Boulevard Juno Beach, FL 33408</p> <p>Florida Power & Light Co. Natalie F. Smith/R. Wade Litchfield, Esq. 215 S. Monroe Street, Ste. 810 Tallahassee, FL 32301-1859</p>	<p>Florida Public Utilities Company Curtis Young P.O. Box 3395 West Palm Beach, FL 33402-3395</p> <p>Gulf Power Company Ms. Susan D. Ritenour One Energy Place Pensacola, FL 32520-0780</p> <p>Ackerman Senterfitt Beth Keating, Esquire 106 E. College Avenue, Suite 1200 Tallahassee FL 32301</p> <p>Keefe Law Firm Vicki Gordon Kaufman/Jon Moyle 118 N. Gadsden Street Tallahassee, FL 32301</p> <p>Young van Assenderp, P.A. Robert Scheffel Wright/John T. LaVia, III 225 S. Adams Street, Suite 200 Tallahassee, FL 32301</p> <p>Federal Executive Agencies Shayla McNeill, Capt. USAF c/o AFLSA/JACL-ULT 139 Barnes Drive, suite 1 Tyndall AFB, FL 32403-5319</p> <p>Florida Retail Federation John Rogers 100 East Jefferson Street Tallahassee, FL 32301</p>
--	--

Tampa Electric Company
Paula K. Brown
P.O. Box 111
Tampa, FL 33601

Office of Public Counsel
J.R. Kelly/Patricia Christensen
Charles Beck/Joseph A. McGlothlin
The Florida Legislature
111 West Madison Street, #812
Tallahassee, FL 32399


Office of Attorney General
Bill McCollum/Cecilia Bradley
The Capitol – PL01
Tallahassee, FL 32399-1050

MONTHLY REPORT OF COST AND QUALITY OF OIL FOR ELECTRIC PLANTS
ORIGIN, VOLUME, DELIVERED PRICE AND AS RECEIVED QUALITY



Report For: 6/2010
Reporting Company: Florida Power Corporation

NAME, TITLE, TELEPHONE NUMBER OF CONTACT PERSON CONCERNING DATA
SUBMITTED ON THIS FORM: Kelly Jo Irons, Associate Business Financial Analyst, (949) 541-

Signature of Official Submitting Report: 
Jon Putnam - Sr Business Financial Analyst

DATE COMPLETED 7/29/2010

Line No.	Plant name	Supplier Name	Shipping Point	Purchase Type	Point of Delivery	Date of Delivery	Type Fuel Oil	Sulfur Level (%)	BTU Content (Btu/gal)	Volume (Bbls)	Delivered Price (\$/Bbl)
(a)	(b)	(c)	(d)	(e)	(f)	(g)	(h)	(i)	(j)	(k)	(l)
1	Ancote	Transfer Facility	Martin Gas Terminal	N/A	FACILITY	6/2010	FO2	0.04	136,267	530.9	\$100.7680
2	Bartow Steam Plant	RIO Energy International Inc.	Houston, TX	LTC	FACILITY	6/2010	FO6	1.45	155,771	239,501.7	\$64.0709
3	Crystal River	Transfer Facility	Martin Gas Terminal	N/A	FACILITY	6/2010	FO2	0.04	136,267	7,647.4	\$102.1155
4	Intersession City Peakers (FL)	Mansfield Oil Company of Gainesville Inc.	Tampa, FL	LTC	FACILITY	6/2010	FO2	0.00	136,973	12,980.6	\$91.5286
5	Suwannee Steam Plant	Western Fuels & Asphalt Supply INC	Toledo, OH	LTC	FACILITY	6/2010	FO6	1.00	156,000	7,548.3	\$77.0706

MONTHLY REPORT OF COST AND QUALITY OF COAL FOR ELECTRIC PLANTS
ORIGIN, TONNAGE, DELIVERED PRICE AND AS RECEIVED QUALITY



Report For: 6/2010
Reporting Company: Florida Power Corporation
Plant Name: Associated Terminals

NAME, TITLE, TELEPHONE NUMBER OF CONTACT PERSON CONCERNING DATA
SUBMITTED ON THIS FORM: Kelly Jo Irons, Associate Business Financial Analyst, (919) 546-5028
Signature of Official Submitting Report: _____

Jon Putnam - Senior Business Financial Analyst


DATE COMPLETED 7/30/2010

Line No.	Supplier Name	Mine Location	Purchase Type	Transportation Mode	Number Primary Shipping Units	Tons	Effective Purchase Price (\$/Ton)	Total Transportation Cost (\$/Ton)	F.O.B. Plant Price (\$/Ton)	As Received Coal Quality			
										Percent Sulfur (%)	BTU Content (BTU/LB)	Percent Ash (%)	Percent Moisture (%)
(a)	(b)	(c)	(d)	(e)	(f)	(g)	(h)	(i)	(j)	(k)	(l)	(m)	(n)
1	Massey Utility Sales Company	8,WV,39	LTC	RB	12	8,453.0			\$63.461	0.89	12,086	12.91	6.86
2	Oak Hill Corporation	Nymex Pool	LTC	RB	5	2,470.2			\$107.637	1.04	12,253	9.31	7.64
3	Peabody Coalsales LLC	10,IL,157	LTC	RB	3	5,398.0			\$48.403	2.89	10,926	8.61	14.41

MONTHLY REPORT OF COST AND QUALITY OF COAL FOR ELECTRIC PLANTS
ORIGIN, TONNAGE, DELIVERED PRICE AND AS RECEIVED QUALITY




Report For: 6/2010
Reporting Company: Florida Power Corporation
Plant Name: Crystal River

NAME, TITLE, TELEPHONE NUMBER OF CONTACT PERSON CONCERNING DATA
SUBMITTED ON THIS FORM: Kelly Jo Irons, Associate Business Financial Analyst, (919) 546-5028
Signature of Official Submitting Report: 
Jon Putnam - Senior Business Financial Analyst


DATE COMPLETED 7/30/2010

Line No.	Supplier Name	Mine Location	Purchase Type	Transportation Mode	Number Primary Shipping Units	Tons	Effective Purchase Price (\$/Ton)	Total Transportation Cost (\$/Ton)	F.O.B. Plant Price (\$/Ton)	As Received Coal Quality			
										Percent Sulfur (%)	BTU Content (BTU/LB)	Percent Ash (%)	Percent Moisture (%)
(a)	(b)	(c)	(d)	(e)	(f)	(g)	(h)	(i)	(j)	(k)	(l)	(m)	(n)
1	Alpha Coal Sales Co. LLC	8,KY,119	LTC	UR	2	11,675.5			\$144.844	1.09	12,217	12.37	5.61
2	B&W Resources Inc	8,KY,51	LTC	UR	2	22,803.8			\$147.714	1.21	12,216	11.66	6.21
3	B&W Resources Inc	8,KY,51	MTC	UR	2	11,473.9			\$85.930	0.87	12,249	11.15	7.06
4	CAM Mining LLC	8,KY,195	S	UR	1	11,724.5			\$97.367	1.17	12,259	13.20	4.64
5	Converse and Company Inc.	8,KY,51	S	UR	2	11,120.7			\$102.100	1.06	12,371	8.41	8.56
6	DTE Coal Services Inc	8,WV,5	S	UR	1	11,472.0			\$100.231	0.95	12,218	10.94	6.93
7	EDF Trading North America LLC	8,WV,5	S	UR	3	23,947.4			\$88.737	0.93	11,968	12.41	6.89
8	ICG LLC	8,KY,193	LTC	UR	2	11,847.5			\$144.896	1.05	12,028	12.96	5.72
9	ICG LLC	8,VA,105	LTC	UR	1	119.2			\$142.026	0.91	12,788	7.11	7.68
10	James River Coal Sales Inc	8,KY,193	S	UR	1	828.8			\$90.981	0.94	12,779	8.62	6.48
11	Logan & Kanawha Coal	8,KY,71	S	UR	2	22,421.3			\$99.740	1.50	12,794	8.92	5.19
12	Massey Utility Sales Company	8,WV,5	LTC	UR	2	19,947.0			\$98.954	0.94	12,197	12.32	5.77
13	Massey Utility Sales Company	8,KY,195	LTC	UR	1	467.4			\$85.243	1.08	12,559	9.00	6.16
14	MC Mining LLC	8,KY,195	LTC	UR	1	11,615.9			\$100.121	0.68	12,730	8.51	6.22
15	Transfer Facility	N/A	N/A	OB	1	16,321.2			\$79.406	1.59	11,748	10.97	9.35
16	Transfer Facility	N/A	N/A	OB	11	179,047.0			\$80.154	1.71	11,548	10.14	10.64
17	Transfer Facility	N/A	N/A	OB	3	49,268.4			\$78.905	1.38	11,629	11.82	9.33

MONTHLY REPORT OF COST AND QUALITY OF COAL FOR ELECTRIC PLANTS
ORIGIN, TONNAGE, DELIVERED PRICE AND AS RECEIVED QUALITY



Report For: 6/2010
Reporting Company: Florida Power Corporation
Plant Name: IMT (Intl Marine Terminal)

NAME, TITLE, TELEPHONE NUMBER OF CONTACT PERSON CONCERNING DATA
SUBMITTED ON THIS FORM: Kelly Jo Irons, Associate Business Financial Analyst, (919) 546-5028
Signature of Official Submitting Report: 

Jon Putnam - Senior Business Financial Analyst

DATE COMPLETED 7/30/2010

Line No.	Supplier Name	Mine Location	Purchase Type	Transportation Mode	Number Primary Shipping Units	Tons	Effective Purchase Price (\$/Ton)	Total Transportation Cost (\$/Ton)	F.O.B. Plant Price (\$/Ton)	As Received Coal Quality			
										Percent Sulfur (%)	BTU Content (BTU/LB)	Percent Ash (%)	Percent Moisture (%)
(a)	(b)	(c)	(d)	(e)	(f)	(g)	(h)	(i)	(j)	(k)	(l)	(m)	(n)
1	Constellation Energy Commodities Group Inc.	N/A	LTC	RB	37	34,752.9			\$74.318	0.90	11,861	11.61	8.38
2	Keystone Industries LLC	8,WV,39	MTC	RB	3	3,521.8			\$67.861	0.76	11,681	15.23	6.79
3	Massey Utility Sales Company	8,WV,39	LTC	RB	49	31,361.3			\$65.867	0.82	12,136	12.45	6.65
4	Oak Hill Corporation	Nymex Pool	LTC	RB	29	25,917.8			\$107.678	1.02	12,078	10.10	7.44
5	Peabody Coalsales LLC	10,IL,157	LTC	RB	20	17,077.5			\$48.901	3.00	10,980	8.81	13.83
6	Peabody Coalsales LLC	10,IL,165	LTC	RB	14	8,673.9			\$52.145	2.99	12,240	9.02	8.18
7	Peabody Coalsales LLC	10,IL,157	LTC	RB	37	24,160.5			\$106.656	0.44	11,163	8.86	11.77
8	Riverview Mining LLC	9,KY,225	LTC	RB	85	71,604.7			\$51.103	2.88	11,535	8.04	12.10
9	Sempra Energy Trading	N/A	LTC	RB	10	10,136.9			\$74.794	0.88	11,881	11.29	8.37

MONTHLY REPORT OF COST AND QUALITY OF COAL FOR ELECTRIC PLANTS
ORIGIN, TONNAGE, DELIVERED PRICE AND AS RECEIVED QUALITY



Report For: 6/2010
Reporting Company: Florida Power Corporation
Plant Name: US United Bulk Terminal

NAME, TITLE, TELEPHONE NUMBER OF CONTACT PERSON CONCERNING DATA
SUBMITTED ON THIS FORM: Kelly Jo Irons, Associate Business Financial Analyst (919) 546-5028
Signature of Official Submitting Report: _____

Jon Putnam - Senior Business Financial Analyst

DATE COMPLETED 7/30/2010

Line No.	Supplier Name	Mine Location	Purchase Type	Transportation Mode	Number Primary Shipping Units	Tons	Effective Purchase Price (\$/Ton)	Total Transportation Cost (\$/Ton)	F.O.B. Plant Price (\$/Ton)	As Received Coal Quality			
										Percent Sulfur (%)	BTU Content (BTU/LB)	Percent Ash (%)	Percent Moisture (%)
(a)	(b)	(c)	(d)	(e)	(f)	(g)	(h)	(i)	(j)	(k)	(l)	(m)	(n)
1	Constellation Energy Commodities Group Inc.	N/A	LTC	RB	13	1,864.1			\$69.216	0.86	11,795	12.22	7.64
2	Keystone Industries LLC	8,WV,39	MTC	RB	1	1,573.5			\$65.700	0.89	11,980	14.22	5.03
3	Massey Utility Sales Company	8,WV,39	LTC	RB	21	10,553.1			\$63.906	0.88	12,227	12.02	6.32
4	Peabody Coalsales LLC	10,IL,157	LTC	RB	5	7,377.9			\$45.600	3.01	10,824	8.74	14.90
5	Riverview Mining LLC	9,KY,225	LTC	RB	42	51,996.3			\$48.673	2.93	11,533	8.05	12.03

MONTHLY REPORT OF COST AND QUALITY OF COAL FOR ELECTRIC PLANTS
ORIGIN, TONNAGE, DELIVERED PRICE AND AS RECEIVED QUALITY



Report For: 6/2010
Reporting Company: Florida Power Corporation
Plant Name: Associated Terminals

NAME, TITLE, TELEPHONE NUMBER OF CONTACT PERSON CONCERNING DATA
SUBMITTED ON THIS FORM: Kelly Jo Irons, Associate Business Financial Analyst, (919) 546-5028

Signature of Official Submitting Report:

[Handwritten Signature]
Jon Putnam - Sr Business Financial Analyst

DATE COMPLETED 7/30/2010

Line No.	Supplier Name	Mine Location	Purchase Type	Tons	F.O.B Mine Price (\$/Ton)	Short Haul & Loading Charges (\$/Ton)	Original Invoice Price (\$/Ton)	Retro-active Price Inc(Dec) (\$/Ton)	Base Price (\$/Ton)	Quality Adjust-ments (\$/Ton)	Effective Purchase Price (\$/Ton)
(a)	(b)	(c)	(d)	(e)	(f)	(g)	(h)	(i)	(j)	(k)	(l)
1	Constellation Energy Commodities Group Inc.	N/A	LTC	15,667.7		\$0.000		\$0.000			
2	Keystone Industries LLC	8,WV,39	MTC	1,569.8		\$0.000		\$0.000			
3	Massey Utility Sales Company	8,WV,39	LTC	20,867.7		\$0.000		\$0.000			
4	Oak Hill Corporation	Nymex Pool	LTC	7,705.7		\$0.000		\$0.000			
5	Peabody Coalsales LLC	10,IL,157	LTC	5,398.0		\$0.000		\$0.000			
6	Riverview Mining LLC	9,KY,225	LTC	6,105.0		\$0.000		\$0.000			
7	Sempra Energy Trading	N/A	LTC	1,781.6		\$0.000		\$0.000			

MONTHLY REPORT OF COST AND QUALITY OF COAL FOR ELECTRIC PLANTS
ORIGIN, TONNAGE, DELIVERED PRICE AND AS RECEIVED QUALITY



Report For: 6/2010
Reporting Company: Florida Power Corporation
Plant Name: Crystal River

NAME, TITLE, TELEPHONE NUMBER OF CONTACT PERSON CONCERNING DATA
SUBMITTED ON THIS FORM: Kelly Jo Irons, Associate Business Financial Analyst, (919) 546-5028
Signature of Official Submitting Report: Jon Putnam
Jon Putnam - Sr Business Financial Analyst

DATE COMPLETED 7/30/2010

Line No.	Supplier Name	Mine Location	Purchase Type	Tons	F.O.B Mine Price (\$/Ton)	Short Haul & Loading Charges (\$/Ton)	Original Invoice Price (\$/Ton)	Retro-active Price Inc(Dec) (\$/Ton)	Base Price (\$/Ton)	Quality Adjustments (\$/Ton)	Effective Purchase Price (\$/Ton)
(a)	(b)	(c)	(d)	(e)	(f)	(g)	(h)	(i)	(j)	(k)	(l)
1	Alpha Coal Sales Co. LLC	8,KY,119	LTC	11,437.9		\$0.000		\$0.000			
2	B&W Resources Inc	8,KY,51	LTC	22,920.6		\$0.000		\$0.000			
3	B&W Resources Inc	8,KY,51	MTC	11,591.1		\$0.000		\$0.000			
4	Converse and Company Inc.	8,KY,51	S	11,132.3		\$0.000		\$0.000			
5	EDF Trading North America LLC	8,WV,5	S	23,712.4		\$0.000		\$0.000			
6	ICG LLC	8,KY,193	LTC	23,705.2		\$0.000		\$0.000			
7	Logan & Kanawha Coal	8,KY,71	S	22,528.7		\$0.000		\$0.000			
8	Massey Utility Sales Company	8,WV,5	LTC	19,947.0		\$0.000		\$0.000			

MONTHLY REPORT OF COST AND QUALITY OF COAL FOR ELECTRIC PLANTS
ORIGIN, TONNAGE, DELIVERED PRICE AND AS RECEIVED QUALITY



Report For: 6/2010
Reporting Company: Florida Power Corporation
Plant Name: IMT (Intl Marine Terminal)

NAME, TITLE, TELEPHONE NUMBER OF CONTACT PERSON CONCERNING DATA
SUBMITTED ON THIS FORM: Kelly Jo Irons, Associate Business Financial Analyst, (919) 546-5028
Signature of Official Submitting Report: 

Jon Putnam - Sr Business Financial Analyst

DATE COMPLETED 7/30/2010

Line No.	Supplier Name	Mine Location	Purchase Type	Tons	F.O.B Mine Price (\$/Ton)	Short Haul & Loading Charges (\$/Ton)	Original Invoice Price (\$/Ton)	Retro-active Price Inc(Dec) (\$/Ton)	Base Price (\$/Ton)	Quality Adjustments (\$/Ton)	Effective Purchase Price (\$/Ton)
(a)	(b)	(c)	(d)	(e)	(f)	(g)	(h)	(i)	(j)	(k)	(l)
1	Constellation Energy Commodities Group Inc.	N/A	LTC	14,417.0		\$0.000		\$0.000			
2	Massey Utility Sales Company	8,WV,39	LTC	21,874.7		\$0.000		\$0.000			
3	Oak Hill Corporation	Nymex Pool	LTC	12,502.2		\$0.000		\$0.000			
4	Peabody Coalsales LLC	10,IL,157	LTC	12,644.4		\$0.000		\$0.000			
5	Peabody Coalsales LLC	10,IL,165	LTC	15,065.9		\$0.000		\$0.000			
6	Peabody Coalsales LLC	10,IL,157	LTC	46,018.0		\$0.000		\$0.000			
7	Riverview Mining LLC	9,KY,225	LTC	47,545.3		\$0.000		\$0.000			
8	Sempre Energy Trading	N/A	LTC	6,779.5		\$0.000		\$0.000			

MONTHLY REPORT OF COST AND QUALITY OF COAL FOR ELECTRIC PLANTS
ORIGIN, TONNAGE, DELIVERED PRICE AND AS RECEIVED QUALITY



Report For: 6/2010
Reporting Company: Florida Power Corporation
Plant Name: US United Bulk Terminal

NAME, TITLE, TELEPHONE NUMBER OF CONTACT PERSON CONCERNING DATA
SUBMITTED ON THIS FORM: Kelly Jo Irons, Associate Business Financial Analyst, (919) 546-5028
Signature of Official Submitting Report: _____

[Handwritten Signature]
Jon Putnam - Sr Business Financial Analyst

DATE COMPLETED 7/30/2010

Line No.	Supplier Name	Mine Location	Purchase Type	Tons	F.O.B Mine Price (\$/Ton)	Short Haul & Loading Charges (\$/Ton)	Original Invoice Price (\$/Ton)	Retro-active Price Inc(Dec) (\$/Ton)	Base Price (\$/Ton)	Quality Adjustments (\$/Ton)	Effective Purchase Price (\$/Ton)
(a)	(b)	(c)	(d)	(e)	(f)	(g)	(h)	(i)	(j)	(k)	(l)
1	Constellation Energy Commodities Group Inc.	N/A	LTC	8,796.3		\$0.000		\$0.000			
2	Massey Utility Sales Company	8,WV,39	LTC	17,343.4		\$0.000		\$0.000			
3	Riverview Mining LLC	9,KY,225	LTC	35,488.2		\$0.000		\$0.000			

