

100000-07

EXHIBIT B

REDACTED

REDACTED


DOCUMENT NUMBER DATE

09278 NOV-92

FPSC-COMMISSION CLEAR

Sources DR2#1

POINT ACCOUNT	BALANCE THIS MONTH	INCREASE OVER LAST MONTH	DESCRIPTION
101000			
101001			
101002			
101003			
101050			
101100			
107100			
107200			
108100			
108101			
108110			
108800			
108801			
108802			
111000			
111200			
111313			
131000			
131100			
131500			
142000			
142100			
142200			
143100			
143920			
144000			
146100			
146105			
146106			
146200			
146210			
146211			
146500			
146510			
146590			
154000			
154100			
154101			
154200			
154300			
163400			
165000			
186000			
186100			
186200			



FPL FiberNet, LLC  
2009 Revenues & Regulatory Assessment Fees  
Dckt # Undocketed, Audit #10-179-4-1  
TYE 12/31/2009 TYe03  
Title TYE 12/31/2009 TYe03  
TYE 12/31/2009 TYe03  
TYE 12/31/2009 TYe03  
(Confidential)

12/15/10  
12/15/10  
12/15/10

12

P

186300  
1901.00



12 P.

REPORT REF: CAA7/TB-2A

FPL FIRM NET  
TRIAL BALANCE  
DECEMBER 2009

PAGE: 2  
DATE: 01/12/10

<u>POINT ACCOUNT</u>	<u>BALANCE THIS MONTH</u>	<u>INCREASE OVER LAST MONTH</u>	<u>DESCRIPTION</u>
190121			
190200			
201000			
211000			
216000			
228980			
232100			
232140			
232180			
232200			
232203			
232204			
232207			
232208			
232209			
232210			
232211			
232212			
232310			
232400			
232420			
232510			
232520			
232530			
232540			
232610			
232640			
232670			
232680			
232690			
232700			
232740			
232750			
232800			
232940			
232980			
234100			
234120			
234200			
234210			
234211			
234300			
236205			
236215			
236220			

12B

236225  
236230



128

<u>POINT ACCOUNT</u>	<u>BALANCE THIS MONTH</u>	<u>INCREASE OVER LAST MONTH</u>	<u>DESCRIPTION</u>
236235			
241100			
241200			
241310			
241350			
241400			
241410			
241440			
241450			
242000			
242200			
242240			
242241			
242400			
242420			
242430			
242430			
242491			
253200			
253210			
253700			
283100			
283200			
400102			
400103			
400104			
400106			
400107			
400108			
400109			
400111			
400140			
400190			
400191			
403000			
403001			
404001			
404200			
404313			
404314			
404317			
405000			
405100			
405101			
406000			

2011

FO: \$9,526,935  
Accrued Expenses

12/15


408105  
408125



PROPERTY TAX  
TAXES EXPENSE-EMPLOYER FICA (OASDI & MED

12  
R

<u>FPL/</u> <u>ACCOUNT</u>	<u>BALANCE THIS</u> <u>MONTH</u>	<u>INCREASE OVER</u> <u>LAST MONTH</u>	<u>DESCRIPTION</u>
408130			
408135			
408160			
409100			
409110			
410100			
410110			
421000			
427100			
427101			
427200			
714300			
714310			
920000			
921100			
921200			
923000			
926000			
930200			
935000			
940000			
950000			
960000			
970000			
970100			
970105			
999999			
TOTALS			



1217



COMPANY: FPL Fibernet  
 TITLE: SUMMARY OF RAF CALCULATION  
 PERIOD: TYE 12/31/2009  
 DATE: OCTOBER 15, 2010  
 AUDITOR: GABRIELA LEON

	TX 603		TX 603	
	jan-june 2009		july-dec 2009	
total revenues subject to RAF fee	\$	18,875,695.00	\$	23,460,006.00
		<i>40-1 p1</i>		<i>40-1 p2</i>

	TA 053		TA 053	
	jan-june 2009		july-dec 2009	
total revenues subject to RAF fee	\$	10,370,005.00	\$	10,710,202.00

Total for both TX603 and TA053 Revenues subject to RAF Fees Per Raf Forms

\$ 63,415,908.00 TOTAL REVENUES FOR TX603 AND TA053

TOTAL REVENUES PER TRIAL BALANCE

ACCOUNT	
400102	
400103	
400104	
400106	
400107	
400108	
400109	
400111	
400140	
400190	
400191	

TOTAL REVENUES PER TB  
 Difference

FPL Fibernet has included all revenues in its filing of the RAF for both TX603 and TA053.

FPL Fibernet, LLC  
 2009 Revenues & Regulatory Assessment Fees  
 Dckt # Undocketed, Audit #10-179-4-1  
 TYE 12/31/2009  
 Title TX603  
 RAFF ADDIT  
 (Confidential)

JLC  
 10/15/10  
 10/18/10

40-1  
 1

FPL FiberNet, LLC  
2009 Revenues & Regulatory Assessment Fees  
Dckt # Undocketed, Audit #10-179-4-1  
TYE 12/31/2009

SC  
10/15/10

kw  
10/18/10

01/12/10



FPL FIBER NET  
INCOME STATEMENT ACCOUNTS  
FOR THE YEAR-TO-DATE ENDED 12/31/09

Title TX603 Rev. RAF <sup>ADDIT</sup> CRAY-1/S-Y  
(Confidential)

THIS MONTH THIS YEAR \$	THIS MONTH LAST YEAR \$	NET INCREASE/ (DECREASE) \$	* CHANGE
-------------------------------	-------------------------------	-----------------------------------	-------------

1 OPERATING REVENUES:

- 2
- 3
- 4
- 5
- 6
- 7
- 8
- 9
- 10
- 11
- 12
- 13
- 14
- 15
- 16
- 17
- 18
- 19
- 20
- 21
- 22
- 23
- 24
- 25
- 26
- 27
- 28
- 29
- 30
- 31
- 32
- 33
- 34
- 35
- 36
- 37
- 38
- 39
- 40
- 41
- 42
- 43
- 44
- 45
- 46



40-1  
R.

07/09/09

FPL FiberNet, LLC  
2009 Revenues & Regulatory Assessment Fees  
Dckt # Undocketed, Audit #10-179-4-1  
TYE 12/31/2009  
Title Income Statement  
RAF AUDIT TX603 -x


gC  
10/15/10

FPL FIBER NET  
INCOME STATEMENT ACCOUNTS  
FOR THE YEAR-TO-DATE ENDED 6/30/09

THIS MONTH THIS YEAR	THIS MONTH LAST YEAR	NET INCREASE/ (DECREASE)	\$ CHANGE
\$	\$	\$	

1 OPERATING REVENUES:

- 2
- 3
- 4
- 5
- 6
- 7
- 8
- 9
- 10
- 11
- 12
- 13
- 14
- 15
- 16
- 17
- 18
- 19
- 20
- 21
- 22
- 23 **OP**
- 24
- 25
- 26
- 27
- 28
- 29
- 30
- 31
- 32
- 33
- 34
- 35
- 36
- 37
- 38
- 39
- 40
- 41
- 42
- 43
- 44
- 45
- 46



11/10/09

*10/15/11*

Title TX603 RAF AUDIT

	YTD	1st Half	Diff	
FPL Alloc				A
FPL - Eth				D
FPL Cap				D
Private Line				A
BB - Leased Facility				B
				RAF - ALEC
metro				
GTACCNET				
FPL FiberNet				
FPL DS to D				
Internet				
PMGS				
non-recurrent				
Leased Facility				D
Misc				E
				Total Revenue
				RAF GLEC

*(Confidential)*

*Agnes w/ 1st half filing - July 2009*

Source: DIRK #1

$\frac{401}{3}$