



RECEIVED-FPSC

10 DEC 10 AM 10:18

COMMISSION
CLERK

December 9, 2010

Via U.S. Mail

Ms. Ann Cole
Commission Clerk
Florida Public Service Commission
2540 Shumard Oak Boulevard
Tallahassee, Florida 32399-0850

Re: Docket No. 100001-EI

Dear Ms. Cole:


Enclosed for filing on behalf of Progress Energy Florida, Inc. are an original plus seven (7) copies of FPSC 423 forms for the month of October, 2010, along with Progress Energy Florida, Inc.'s Request for Specified Confidential Treatment. Forms 423-1A, 423-2, 423-2A, 423-2B, and 423-2C contained in this filing have been edited to delete certain confidential information. An unedited copy of the 423 forms has been submitted for filing under separate cover.

Thank you for your assistance in this matter and if you have any questions, please feel free to contact me at (727)820-5184.

COM
APA
ECR
GCL
RAD
SSC
ADM
OPC
CLK

JB/emc
Enclosures
cc: Parties of record

Sincerely,




John Burnett
Associate General Counsel

Progress Energy Florida, Inc.

CERTIFICATE OF SERVICE

Docket No. 100001-EI

I HEREBY CERTIFY that a true copy of Progress Energy Florida, Inc.'s FPSC 423 Forms for the month of October, 2010 have been furnished to the following individuals via U.S. Mail on this 9th day of December, 2010.


Attorney

Lisa Bennett, Esq. Office of General Counsel Florida Public Service Commission 2540 Shumard Oak Blvd. Tallahassee, FL 32399-0850	Florida Public Utilities Company Curtis Young P.O. Box 3395 West Palm Beach, FL 33402-3395
Ausley & McMullen Law Firm James D. Beasley, Esq./J. Jeffry Wahlen, Esq. P.O. Box 391 Tallahassee, FL 32302	Gulf Power Company Ms. Susan D. Ritenour One Energy Place Pensacola, FL 32520-0780
Beggs & Lane Law Firm Jeffrey A. Stone, Esq./Russell A. Badders, Esq. Steven R. Griffin P.O. Box 12950 Pensacola, FL 32591	Ackerman Senterfitt Beth Keating, Esquire 106 E. College Avenue, Suite 1200 Tallahassee FL 32301
Brickfield Law Firm James W. Brew, Esq. 1025 Thomas Jefferson St., NW 8 th Floor, West Tower Washington, DC 20007	Keefe Law Firm Vicki Gordon Kaufman/Jon Moyle 118 N. Gadsden Street Tallahassee, FL 32301
Florida Industrial Power Users Group John McWhirter, Jr. McWhirter Law Firm P.O. Box 3350 Tampa, FL 33601-3350	Young van Assenderp, P.A. Robert Scheffel Wright/John T. LaVia, III 225 S. Adams Street, Suite 200 Tallahassee, FL 32301
Florida Power & Light Co. John T. Butler, Esq. 700 Universe Boulevard Juno Beach, FL 33408	Federal Executive Agencies Shayla McNeill, Capt. USAF c/o AFLSA/JACL-ULT 139 Barnes Drive, suite 1 Tyndall AFB, FL 32403-5319
Florida Power & Light Co. Natalie F. Smith/R. Wade Litchfield, Esq. 215 S. Monroe Street, Ste. 810 Tallahassee, FL 32301-1859	Florida Retail Federation John Rogers 100 East Jefferson Street Tallahassee, FL 32301

Tampa Electric Company
Paula K. Brown
P.O. Box 111
Tampa, FL 33601

Office of Public Counsel
J.R. Kelly/Patricia Christensen
Charles Beck/Joseph A. McGlothlin
The Florida Legislature
111 West Madison Street, #812
Tallahassee, FL 32399

Office of Attorney General
Bill McCollum/Cecilia Bradley
The Capitol – PL01
Tallahassee, FL 32399-1050

Progress Energy Florida, Inc.
Docket No. 100001-EI

Request for Specified Confidential Treatment

423 Forms for October, 2010

CONFIDENTIAL COPY

(Confidential information denoted with shading)

DOCUMENT NUMBER-DATE

09855 DEC 10 2

FPSC-COMMISSION CLERK

MONTHLY REPORT OF COST AND QUALITY OF OIL FOR ELECTRIC PLANTS
ORIGIN, VOLUME, DELIVERED PRICE AND AS RECEIVED QUALITY**SPECIFIED
CONFIDENTIAL**Report For: 10/2010
Reporting Company: Florida Power CorporationNAME, TITLE, TELEPHONE NUMBER OF CONTACT PERSON CONCERNING DATA
SUBMITTED ON THIS FORM: Kelly Jo Irons, Business Financial Analyst, (919) 546-5028Signature of Official Submitting Report: *LaWanda Jiggles*

LaWanda Jiggles - Lead Business Financial Analyst

DATE COMPLETED: 11/29/2010

Line No.	Plant name	Supplier Name	Shipping Point	Purchase Type	Point of Delivery	Date of Delivery	Type Fuel Oil	Sulfur Level (%)	BTU Content (Btu/gal)	Volume (Bbls)	Delivered Price (\$/Bbl)
(a)	(b)	(c)	(d)	(e)	(f)	(g)	(h)	(i)	(j)	(k)	(l)
1	Anclote	Transfer Facility	Martin Gas Terminal	N/A	FACILITY	10/2010	FO2	0.04	136,267	1,240.2	\$103.4424
2	Crystal River	Transfer Facility	Martin Gas Terminal	N/A	FACILITY	10/2010	FO2	0.04	136,267	6,014.6	\$104.0967

**SPECIFIED
CONFIDENTIAL**


NAME, TITLE, TELEPHONE NUMBER OF CONTACT PERSON CONCERNING DATA
SUBMITTED ON THIS FORM: Kelly Jo Irons, Business Financial Analyst, (919) 546-5028

Signature of Official Submitting Report LaWanda Jiggerts
LaWanda Jiggerts - Lead Business Financial Analyst

LaWanda Jiggles - Lead Business Financial Analyst

[illegible]

**MONTHLY REPORT OF COST AND QUALITY OF COAL FOR ELECTRIC PLANTS
ORIGIN, TONNAGE, DELIVERED PRICE AND AS RECEIVED QUALITY**



Report For: 10/2010
Reporting Company: Florida Power Corporation
Plant Name: Associated Terminals

NAME, TITLE, TELEPHONE NUMBER OF CONTACT PERSON CONCERNING DATA
SUBMITTED ON THIS FORM: Kelly Jo Irons, Business Financial Analyst, (919) 546-5028

Signature of Official Submitting Report: *LaWanda Jiggett*

LaWanda Jiggett - Lead Business Financial Analyst

DATE COMPLETED 11/22/2010

Line No.	Supplier Name	Mine Location	Purchase Type	Transportation Mode	Number Primary Shipping Units	Tons	Effective Purchase Price (\$/Ton)	Total Transportation Cost (\$/Ton)	As Received Coal Quality				
									F.O.B. Plant Price (\$/Ton)	Percent Sulfur (%)	BTU Content (BTU/LB)	Percent Ash (%)	Percent Moisture (%)
(a)	(b)	(c)	(d)	(e)	(f)	(g)	(h)	(i)	(j)	(k)	(l)	(m)	(n)
1	Alpha Coal Sales Co. LLC	2,PA,59	S	RB	3	4,908.5			\$71.124	3.11	12,848	9.11	6.68
2	Constellation Energy Commodities Group Inc.	Nymex Pool	LTC	RB	10	12,331.9			\$72.568	0.96	12,126	11.52	6.43
3	Keystone Industries LLC	8,WV,39	MTC	RB	1	1,663.1			\$65.920	1.01	12,066	11.30	7.83
4	Massey Utility Sales Company	8,WV,39	LTC	RB	11	17,576.5			\$64.424	0.87	12,280	11.97	6.64
5	Oak Hill Corporation	Nymex Pool	LTC	RB	3	5,292.1			\$107.100	0.93	12,074	11.53	6.55
6	Peabody Coalsales LLC	10,IL,157	LTC	RB	3	5,735.8			\$50.175	2.77	11,001	8.66	13.78
7	Peabody Coalsales LLC	10,IL,165	LTC	RB	10	15,778.2			\$49.580	3.06	12,332	9.01	7.81
8	Peabody Coalsales LLC	9,KY,101	LTC	RB	7	12,486.2			\$49.400	2.84	11,510	8.12	12.26
9	Riverview Mining LLC	9,KY,225	LTC	RB	60	96,481.3			\$50.084	2.98	11,559	8.22	11.84
10	Sempra Energy Trading	Nymex Pool	LTC	RB	3	5,088.0			\$71.751	1.04	11,967	11.67	6.60

**MONTHLY REPORT OF COST AND QUALITY OF COAL FOR ELECTRIC PLANTS
ORIGIN, TONNAGE, DELIVERED PRICE AND AS RECEIVED QUALITY**



Report For: 10/2010
Reporting Company: Florida Power Corporation
Plant Name: Crystal River

NAME, TITLE, TELEPHONE NUMBER OF CONTACT PERSON CONCERNING DATA
SUBMITTED ON THIS FORM: Kelly Jo Irons, Business Financial Analyst, (919) 546-5028

Signature of Official Submitting Report: *LaWanda Jiggett*
LaWanda Jiggett - Lead Business Financial Analyst

DATE COMPLETED 11/22/2010

Line No.	Supplier Name	Mine Location	Purchase Type	Transportation Mode	Number Primary Shipping Units	Tons	Effective Purchase Price (\$/Ton)	Total Transportation Cost (\$/Ton)	F.O.B. Plant Price (\$/Ton)	As Received Coal Quality			
										Percent Sulfur (%)	BTU Content (BTU/LB)	Percent Ash (%)	Percent Moisture (%)
(a)	(b)	(c)	(d)	(e)	(f)	(g)	(h)	(i)	(j)	(k)	(l)	(m)	(n)
1	Alpha Coal Sales Co. LLC	8,KY,119	LTC	UR	2	21,555.0			\$147.129	1.07	12,277	11.92	5.78
2	B&W Resources Inc	8,KY,51	LTC	UR	1	11,514.1			\$152.629	1.21	12,627	10.09	5.30
3	B&W Resources Inc	8,KY,51	MTC	UR	3	22,817.8			\$88.946	1.09	12,568	9.96	5.22
4	Converse and Company Inc.	8,KY,13	S	UR	2	11,433.9			\$102.709	2.35	12,278	10.22	7.08
5	ICG LLC	8,KY,193	LTC	UR	4	34,819.2			\$146.668	1.10	12,088	12.41	5.96
6	Massey Utility Sales Company	8,WV,5	LTC	UR	1	11,011.4			\$99.039	1.14	12,372	10.88	5.99
7	Massey Utility Sales Company	8,KY,51	LTC	UR	2	23,044.5			\$103.326	1.13	12,797	11.55	5.49
8	Omni Coal Group LLC	8,KY,193	S	UR	2	10,302.2			\$102.353	1.18	12,005	12.36	6.76
9	Transfer Facility	N/A	N/A	OB	12	197,310.7			\$70.418	1.68	8,878	7.14	7.59
10	Transfer Facility	N/A	N/A	OB	1	18,216.4			(\$5.997)	2.00	11,645	9.91	10.57
11	Transfer Facility	N/A	N/A	OB	4	68,902.7			\$48.871	2.92	12,103	9.17	8.45
12	Traxys North America LLC	8,WV,5	S	UR	1	11,532.2			\$103.454	0.87	12,488	11.18	5.13
13	Virginia Energy & Power Co.	8,WV,45	S	UR	1	11,638.2			\$107.101	0.59	12,213	11.20	7.90

**MONTHLY REPORT OF COST AND QUALITY OF COAL FOR ELECTRIC PLANTS
ORIGIN, TONNAGE, DELIVERED PRICE AND AS RECEIVED QUALITY**



Report For: 10/2010
Reporting Company: Florida Power Corporation
Plant Name: IMT (Intl Marine Terminal)

NAME, TITLE, TELEPHONE NUMBER OF CONTACT PERSON CONCERNING DATA
SUBMITTED ON THIS FORM: Kelly Jo Irons, Business Financial Analyst, (919) 546-5028

Signature of Official Submitting Report: _____

LaWanda Jiggett
LaWanda Jiggett - Lead Business Financial Analyst

DATE COMPLETED 11/22/2010

Line No.	Supplier Name	Mine Location	Purchase Type	Transportation Mode	Number Primary Shipping Units	Tons	Effective Purchase Price (\$/Ton)	Total Transportation Cost (\$/Ton)	F.O.B. Plant Price (\$/Ton)	As Received Coal Quality			
										Percent Sulfur (%)	BTU Content (BTU/LB)	Percent Ash (%)	Percent Moisture (%)
(a)	(b)	(c)	(d)	(e)	(f)	(g)	(h)	(i)	(j)	(k)	(l)	(m)	(n)
1	Constellation Energy Commodities Group Inc.	Nymex Pool	LTC	RB	13	6,795.9			\$72.027	1.00	12,110	9.80	7.78
2	Maple Coal Company	8,WV,39	S	RB	6	3,608.1			\$64.910	3.09	12,028	14.39	5.33
3	Massey Utility Sales Company	8,WV,39	LTC	RB	33	22,157.2			\$67.921	0.96	12,431	12.23	5.61
4	Oak Hill Corporation	Nymex Pool	LTC	RB	2	3,422.4			\$108.930	1.02	12,139	10.10	7.34
5	Peabody Coalsales LLC	10,IL,165	LTC	RB	1	1,832.9			\$52.050	2.95	12,358	9.57	6.90
6	Riverview Mining LLC	9,KY,225	LTC	RB	51	39,215.8			\$51.971	2.94	11,558	8.11	12.10
7	Sempra Energy Trading	Nymex Pool	LTC	RB	3	5,091.0			\$72.139	1.01	11,855	12.96	7.18

MONTHLY REPORT OF COST AND QUALITY OF COAL FOR ELECTRIC PLANTS
ORIGIN, TONNAGE, DELIVERED PRICE AND AS RECEIVED QUALITY

Report For: 10/2010
 Reporting Company: Florida Power Corporation
 Plant Name: US United Bulk Terminal

NAME, TITLE, TELEPHONE NUMBER OF CONTACT PERSON CONCERNING DATA

SUBMITTED ON THIS FORM: Kelly Jo Irons, Business Financial Analyst, (919) 546-5028

Signature of Official Submitting Report: *LaWanda J. Jiggett*

LaWanda Jiggett - Lead Business Financial Analyst

DATE COMPLETED 11/22/2010

Line No.	Supplier Name	Mine Location	Purchase Type	Transportation Mode	Number Primary Shipping Units	Tons	Effective Purchase Price (\$/Ton)	Total Transportation Cost (\$/Ton)	F.O.B. Plant Price (\$/Ton)	As Received Coal Quality			
										Percent Sulfur (%)	BTU Content (BTU/LB)	Percent Ash (%)	Percent Moisture (%)
(a)	(b)	(c)	(d)	(e)	(f)	(g)	(h)	(i)	(j)	(k)	(l)	(m)	(n)
1	Constellation Energy Commodities Group Inc.	Nymex Pool	LTC	RB	18	13,717.4			\$71.062	0.98	11,878	12.49	6.76
2	Keystone Industries LLC	8,WV,39	MTC	RB	2	3,435.6			\$85.920	0.84	11,717	13.44	7.10
3	Maple Coal Company	8,WV,39	S	RB	3	5,100.4			\$62.001	2.63	12,489	12.95	4.49
4	Massey Utility Sales Company	8,WV,39	LTC	RB	25	21,051.0			\$65.849	0.97	12,341	12.61	6.14
5	Oak Hill Corporation	Nymex Pool	LTC	RB	20	13,811.6			\$108.655	0.99	12,090	9.46	8.08
6	Peabody Coalsales LLC	10,IL,165	LTC	RB	29	31,009.3			\$50.238	3.00	12,322	8.99	7.91
7	Peabody Coalsales LLC	10,IL,157	LTC	RB	10	19,283.8			\$104.895	0.47	11,192	9.18	11.14
8	Riverview Mining LLC	9,KY,225	LTC	RB	44	37,475.4			\$49.495	2.95	11,581	8.25	11.75
9	Sempra Energy Trading	Nymex Pool	LTC	RB	4	1,802.0			\$71.031	0.96	11,782	12.69	7.17

**MONTHLY REPORT OF COST AND QUALITY OF COAL FOR ELECTRIC PLANTS
ORIGIN, TONNAGE, DELIVERED PRICE AND AS RECEIVED QUALITY**



Report For: 10/2010
 Reporting Company: Florida Power Corporation
 Plant Name: Associated Terminals

NAME, TITLE, TELEPHONE NUMBER OF CONTACT PERSON CONCERNING DATA
 SUBMITTED ON THIS FORM: Kelly Jo Irons, Business Financial Analyst, (919) 546-5028


Signature of Official Submitting Report: _____

LaWanda Jiggetts
 LaWanda Jiggetts - Lead Business Financial Analyst

DATE COMPLETED 11/22/2010

Line No.	Supplier Name	Mine Location	Purchase Type	Tons	F.O.B Mine Price (\$/Ton)	Short Haul & Loading Charges (\$/Ton)	Original Invoice Price (\$/Ton)	Retro- active Price Inc(Dec) (\$/Ton)	Base Price (\$/Ton)	Quality Adjust- ments (\$/Ton)	Effective Purchase Price (\$/Ton)
(a)	(b)	(c)	(d)	(e)	(f)	(g)	(h)	(i)	(j)	(k)	(l)
1	Alpha Coal Sales Co. LLC	2,PA,59	S	4,908.5		\$0.000		\$0.000			
2	Constellation Energy Commodities Group Inc.	Nymex Pool	LTC	5,180.4		\$0.000		\$0.000			
3	Peabody Coalsales LLC	10,IL,157	LTC	5,735.8		\$0.000		\$0.000			
4	Peabody Coalsales LLC	10,IL,165	LTC	1,755.9		\$0.000		\$0.000			
5	Riverview Mining LLC	9,KY,225	LTC	28,245.3		\$0.000		\$0.000			

**MONTHLY REPORT OF COST AND QUALITY OF COAL FOR ELECTRIC PLANTS
ORIGIN, TONNAGE, DELIVERED PRICE AND AS RECEIVED QUALITY**



Report For: 10/2010
Reporting Company: Florida Power Corporation
Plant Name: Crystal River


NAME, TITLE, TELEPHONE NUMBER OF CONTACT PERSON CONCERNING DATA
SUBMITTED ON THIS FORM: Kelly Jo Irons, Business Financial Analyst, (919) 546-5028

Signature of Official Submitting Report: *LaWanda Jiggetts*

LaWanda Jiggetts - Lead Business Financial Analyst

DATE COMPLETED 11/22/2010

Line No.	Supplier Name	Mine Location	Purchase Type	Tons	F.O.B Mine Price (\$/Ton)	Short Haul & Loading Charges (\$/Ton)	Original Invoice Price (\$/Ton)	Retro- active Price Inc/Dec (\$/Ton)	Base Price (\$/Ton)	Quality Adjust-ments (\$/Ton)	Effective Purchase Price (\$/Ton)
(a)	(b)	(c)	(d)	(e)	(f)	(g)	(h)	(i)	(j)	(k)	(l)
1	Alpha Coal Sales Co. LLC	8,KY,119	LTC	10,560.4		\$0.000		\$0.000			
2	Alpha Coal Sales Co. LLC	8,KY,133	LTC	22,762.0		\$0.000		\$0.000			
3	B&W Resoures Inc	8,KY,51	LTC	11,629.6		\$0.000		\$0.000			
4	B&W Resoures Inc	8,KY,51	MTC	34,554.0		\$0.000		\$0.000			
5	Converse and Company Inc.	8,KY,133	S	22,707.1		\$0.000		\$0.000			
6	ICG LLC	8,KY,193	LTC	34,646.9		\$0.000		\$0.000			
7	Massey Utility Sales Company	8,WV,5	LTC	34,055.9		\$0.000		\$0.000			
8	Omni Coal Group LLC	8,KY,193	S	20,659.2		\$0.000		\$0.000			

MONTHLY REPORT OF COST AND QUALITY OF COAL FOR ELECTRIC PLANTS
ORIGIN, TONNAGE, DELIVERED PRICE AND AS RECEIVED QUALITY

Report For: 10/2010
 Reporting Company: Florida Power Corporation
 Plant Name: IMT (Intl Marine Terminal)

NAME, TITLE, TELEPHONE NUMBER OF CONTACT PERSON CONCERNING DATA
 SUBMITTED ON THIS FORM: Kelly Jo Irons, Business Financial Analyst, (919) 546-5028

Signature of Official Submitting Report: *LaWanda Jiggett*

LaWanda Jiggett - Lead Business Financial Analyst

DATE COMPLETED 11/22/2010

Line No.	Supplier Name	Mine Location	Purchase Type	Tons	F.O.B Mine Price (\$/Ton)	Short Haul & Loading Charges (\$/Ton)	Original Invoice Price (\$/Ton)	Retro- active Price Inc(Dec) (\$/Ton)	Base Price (\$/Ton)	Quality Adjust-ments (\$/Ton)	Effective Purchase Price (\$/Ton)
(a)	(b)	(c)	(d)	(e)	(f)	(g)	(h)	(i)	(j)	(k)	(l)
1	Constellation Energy Commodities Group Inc.	Nymex Pool	LTC	20,550.5		\$0.000		\$0.000			
2	Maple Coal Company	8,WV,39	S	6,978.0		\$0.000		\$0.000			
3	Massey Utility Sales Company	8,WV,39	LTC	43,454.1		\$0.000		\$0.000			
4	Oak Hill Corporation	Nymex Pool	LTC	3,422.4		\$0.000		\$0.000			
5	Peabody Coalsales LLC	10,IL,157	LTC	17,893.3		\$0.000		\$0.000			
6	Riverview Mining LLC	9,KY,225	LTC	63,608.6		\$0.000		\$0.000			
7	Sempra Energy Trading	Nymex Pool	LTC	3,395.0		\$0.000		\$0.000			

MONTHLY REPORT OF COST AND QUALITY OF COAL FOR ELECTRIC PLANTS
ORIGIN, TONNAGE, DELIVERED PRICE AND AS RECEIVED QUALITY

Report For: 10/2010
 Reporting Company: Florida Power Corporation
 Plant Name: US United Bulk Terminal


NAME, TITLE, TELEPHONE NUMBER OF CONTACT PERSON CONCERNING DATA
 SUBMITTED ON THIS FORM: Kelly Jo Irons, Business Financial Analyst, (919) 546-5028

Signature of Official Submitting Report: *LaWanda Jiggetts*

LaWanda Jiggetts - Lead Business Financial Analyst

DATE COMPLETED 11/22/2010

Line No.	Supplier Name	Mine Location	Purchase Type	Tons	F.O.B Mine Price (\$/Ton)	Short Haul & Loading Charges (\$/Ton)	Original Invoice Price (\$/Ton)	Retro- active Price Inc(Dec) (\$/Ton)	Base Price (\$/Ton)	Quality Adjust- ments (\$/Ton)	Effective Purchase Price (\$/Ton)
(a)	(b)	(c)	(d)	(e)	(f)	(g)	(h)	(i)	(j)	(k)	(l)
1	Alpha Coal Sales Co. LLC	2,PA,59	S	14,590.2		\$0.000		\$0.000			
2	Constellation Energy Commodities Group Inc.	Nymex Pool	LTC	13,826.8		\$0.000		\$0.000			
3	Massey Utility Sales Company	8,WV,39	LTC	26,456.5		\$0.000		\$0.000			
4	Oak Hill Corporation	Nymex Pool	LTC	16,872.1		\$0.000		\$0.000			
5	Peabody Coalsales LLC	10,IL,157	LTC	3,301.0		\$0.000		\$0.000			
6	Peabody Coalsales LLC	10,IL,165	LTC	15,750.1		\$0.000		\$0.000			
7	Peabody Coalsales LLC	10,IL,157	LTC	10,005.5		\$0.000		\$0.000			
8	Riverview Mining LLC	9,KY,225	LTC	57,265.6		\$0.000		\$0.000			
9	Sempra Energy Trading	Nymex Pool	LTC	5,454.0		\$0.000		\$0.000			

NAME, TITLE, TELEPHONE NUMBER OF CONTACT PERSON CONCERNING DATA
SUBMITTED ON THIS FORM: Kelly Jo Irons, Business Financial Analyst, (919) 546-5028
Signature of Official Submitting Report: 

DATE COMPLETED: 11/22/2010

[illegible]

NAME, TITLE, TELEPHONE NUMBER OF CONTACT PERSON CONCERNING DATA
SUBMITTED ON THIS FORM: Kelly Jo Irons, Business Financial Analyst, (919) 546-5028

Signature of Official Submitting Report: LaWanda J. Jiggett
LaWanda Jiggett Lead Business Financial Analyst

Rail Charges

Waterborne Charges

[illegible]

LaWanda Viggettis - Lead Business Financial Analyst

Waterborne Charges

[illegible]

DATE COMPLETED: 11/22/2010

[illegible]