


MONTHLY REPORT OF COST AND QUALITY OF FUEL OIL FOR ELECTRIC PLANTS  
ORIGIN, VOLUME, DELIVERED PRICE AND AS RECEIVED QUALITY

100001-EI

1. Reporting Month: October Year: 2010  
2. Reporting Company: Tampa Electric Company

3. Name, Title & Telephone Number of Contact Person Concerning Data  
Submitted on this Form: Paul Edwards Director Financial Reporting  
(813) - 228 - 4891

4. Signature of Official Submitting Report:   
Paul Edwards, Director Financial Reporting

5. Date Completed: December 15, 2010

CONFIDENTIAL  
DECLASSIFIED  
NYM 6.26.13

Line No. (a)	Plant Name (b)	Supplier Name (c)	Shipping Point (d)	Purchase Type (e)	Delivery Location (f)	Delivery Date (g)	Type Oil (h)	Sulfur Content % (i)	BTU Content (BTU/Gal) (j)	Volume (Bbls) (k)	Delivered Price (\$/Bbl) (l)
1.	Big Bend	Transmontaigne	Manatee	MTC	Big Bend	10/12/10	F02	*	*	1,083.12	\$100.02
2.	Big Bend	Transmontaigne	Manatee	MTC	Big Bend	10/13/10	F02	*	*	359.36	\$101.45
3.	Big Bend	Transmontaigne	Manatee	MTC	Big Bend	10/17/10	F02	*	*	359.29	\$99.02
4.	Big Bend	Transmontaigne	Manatee	MTC	Big Bend	10/19/10	F02	*	*	359.48	\$97.69
5.	Big Bend	Transmontaigne	Manatee	MTC	Big Bend	10/20/10	F02	*	*	359.48	\$100.69
6.	Big Bend	Transmontaigne	Manatee	MTC	Big Bend	10/21/10	F02	*	*	714.33	\$99.52
7.	Big Bend	Transmontaigne	Manatee	MTC	Big Bend	10/22/10	F02	*	*	1,092.86	\$101.10
8.	Big Bend	Transmontaigne	Manatee	MTC	Big Bend	10/23/10	F02	*	*	719.29	\$101.10
9.	Polk	Transmontaigne	Manatee	MTC	Polk	10/1/10	F02	*	*	886.14	\$102.74
10.	Polk	Transmontaigne	Manatee	MTC	Polk	10/2/10	F02	*	*	724.36	\$102.74
11.	Polk	Transmontaigne	Manatee	MTC	Polk	10/3/10	F02	*	*	353.07	\$102.74
12.	Polk	Transmontaigne	Manatee	MTC	Polk	10/21/10	F02	*	*	368.19	\$99.84
13.	Polk	Transmontaigne	Manatee	MTC	Polk	10/23/10	F02	*	*	541.05	\$101.42
14.	Polk	Transmontaigne	Manatee	MTC	Polk	10/24/10	F02	*	*	339.52	\$101.42
15.	Polk	Transmontaigne	Manatee	MTC	Polk	10/25/10	F02	*	*	353.00	\$101.19
16.	Polk	Transmontaigne	Manatee	MTC	Polk	10/26/10	F02	*	*	183.74	\$100.71
17.	Polk	Transmontaigne	Manatee	MTC	Polk	10/27/10	F02	*	*	183.64	\$99.88

DOCUMENT NUMBER - DATE  
09965 DEC 15 2010  
FPSC-COMMISSION CLERK

\* No analysis taken  
FPSC FORM 423-1 (2/87)

MONTHLY REPORT OF COST AND QUALITY OF FUEL OIL FOR ELECTRIC PLANTS  
DETAIL OF INVOICE AND TRANSPORTATION CHARGES

1. Reporting Month: October Year: 2010

2. Reporting Company: Tampa Electric Company

3. Name, Title & Telephone Number of Contact Person Concerning Data  
Submitted on this Form: Paul Edwards Director, Financial Reporting  
(813) - 228 - 4891

4. Signature of Official Submitting Report:



Paul Edwards, Director Financial Reporting

5. Date Completed: December 15, 2010

Line No.	Plant Name	Supplier Name	Delivery Location	Delivery Date	Type Oil	Volume (Bbls)	Invoice Price (\$/Bbl)	Invoice Amount \$	Discount \$	Net Amount \$	Net Price (\$/Bbl)	Quality Adjust. (\$/Bbl)	Effective Purchase Price (\$/Bbl)	Transport to Terminal (\$/Bbl)	Add'l Transport Charges (\$/Bbl)	Other Charges (\$/Bbl)	Delivered Price (\$/Bbl)
(a)	(b)	(c)	(d)	(e)	(f)	(g)	(h)	(i)	(j)	(k)	(l)	(m)	(n)	(o)	(p)	(q)	(r)
1.	Big Bend	Transmontaigne	Big Bend	10/12/10	F02	1,083.12	\$100.02	108,335.00	\$0.00	108,335.00	\$100.02	\$0.00	\$100.02	\$0.00	\$0.00	\$0.00	\$100.02
2.	Big Bend	Transmontaigne	Big Bend	10/13/10	F02	359.36	\$101.45	36,458.05	\$0.00	36,458.05	\$101.45	\$0.00	\$101.45	\$0.00	\$0.00	\$0.00	\$101.45
3.	Big Bend	Transmontaigne	Big Bend	10/17/10	F02	359.29	\$99.02	35,578.59	\$0.00	35,578.59	\$99.02	\$0.00	\$99.02	\$0.00	\$0.00	\$0.00	\$99.02
4.	Big Bend	Transmontaigne	Big Bend	10/19/10	F02	359.46	\$97.69	35,116.68	\$0.00	35,116.68	\$97.69	\$0.00	\$97.69	\$0.00	\$0.00	\$0.00	\$97.69
5.	Big Bend	Transmontaigne	Big Bend	10/20/10	F02	359.46	\$100.69	36,195.35	\$0.00	36,195.35	\$100.69	\$0.00	\$100.69	\$0.00	\$0.00	\$0.00	\$100.69
6.	Big Bend	Transmontaigne	Big Bend	10/21/10	F02	714.33	\$99.52	71,091.55	\$0.00	71,091.55	\$99.52	\$0.00	\$99.52	\$0.00	\$0.00	\$0.00	\$99.52
7.	Big Bend	Transmontaigne	Big Bend	10/22/10	F02	1,092.66	\$101.10	110,484.06	\$0.00	110,484.06	\$101.10	\$0.00	\$101.10	\$0.00	\$0.00	\$0.00	\$101.10
6.	Big Bend	Transmontaigne	Big Bend	10/23/10	F02	719.29	\$101.10	72,719.69	\$0.00	72,719.69	\$101.10	\$0.00	\$101.10	\$0.00	\$0.00	\$0.00	\$101.10
9.	Polk	Transmontaigne	Polk	10/1/10	F02	886.14	\$102.74	91,045.78	\$0.00	91,045.78	\$102.74	\$0.00	\$102.74	\$0.00	\$0.00	\$0.00	\$102.74
10.	Polk	Transmontaigne	Polk	10/2/10	F02	724.36	\$102.74	74,423.28	\$0.00	74,423.28	\$102.74	\$0.00	\$102.74	\$0.00	\$0.00	\$0.00	\$102.74
11.	Polk	Transmontaigne	Polk	10/3/10	F02	353.07	\$102.74	36,275.92	\$0.00	36,275.92	\$102.74	\$0.00	\$102.74	\$0.00	\$0.00	\$0.00	\$102.74
12.	Polk	Transmontaigne	Polk	10/21/10	F02	366.19	\$99.84	36,760.76	\$0.00	36,760.76	\$99.84	\$0.00	\$99.84	\$0.00	\$0.00	\$0.00	\$99.84
13.	Polk	Transmontaigne	Polk	10/23/10	F02	541.05	\$101.42	54,871.26	\$0.00	54,871.26	\$101.42	\$0.00	\$101.42	\$0.00	\$0.00	\$0.00	\$101.42
14.	Polk	Transmontaigne	Polk	10/24/10	F02	339.52	\$101.42	34,433.38	\$0.00	34,433.38	\$101.42	\$0.00	\$101.42	\$0.00	\$0.00	\$0.00	\$101.42
15.	Polk	Transmontaigne	Polk	10/25/10	F02	353.00	\$101.19	35,721.50	\$0.00	35,721.50	\$101.19	\$0.00	\$101.19	\$0.00	\$0.00	\$0.00	\$101.19
16.	Polk	Transmontaigne	Polk	10/26/10	F02	183.74	\$100.71	18,503.69	\$0.00	18,503.69	\$100.71	\$0.00	\$100.71	\$0.00	\$0.00	\$0.00	\$100.71
17.	Polk	Transmontaigne	Polk	10/27/10	F02	163.64	\$99.86	16,341.36	\$0.00	16,341.36	\$99.86	\$0.00	\$99.86	\$0.00	\$0.00	\$0.00	\$99.86

\* No analysis Taken  
FPSC FORM 423-1(a) (2/87)


**DECLASSIFIED**

**CONFIDENTIAL**

MONTHLY REPORT OF COST AND QUALITY OF FUEL OIL FOR ELECTRIC PLANTS  
 REPORT OF ADJUSTMENTS TO PREVIOUS OIL DELIVERIES

1. Reporting Month: October Year: 2010  
 2. Reporting Company: Tampa Electric Company

3. Name, Title & Telephone Number of Contact Person Concerning Data  
 Submitted on this Form: Paul Edwards Director Financial Reporting  
 (813) - 228 - 4891

4. Signature of Official Submitting Report:   
 Paul Edwards, Director Financial Reporting

5. Date Completed: December 15, 2010

Line No. (a)	Month Reported (b)	Form Plant Name (c)	Supplier (d)	Original Line Number (e)	Old Volume (Bbls) (f)	Form No. (g)	Column Designator & Title (h)	Old Value (i)	New Value (j)	New Delivered Price (\$/Bbls) (k)	Reason for Revision (l)
NONE											

**DECLASSIFIED**

MONTHLY REPORT OF COST AND QUALITY OF COAL FOR ELECTRIC PLANTS  
ORIGIN, TONNAGE, DELIVERED PRICE AND AS RECEIVED QUALITY

1. Reporting Month: October Year: 2010

2. Reporting Company: Tampa Electric Company

3. Plant Name: United Maritime Group - Big Bend Station (1)

4. Name, Title & Telephone Number of Contact Person Concerning Data  
Submitted on this Form: Paul Edwards, Director Financial Reporting  
(813) 228 - 4891

5. Signature of Official Submitting Form:

  
Paul Edwards, Director Financial Reporting

6. Date Completed: December 15, 2010

Line No. (a)	Supplier Name (b)	Mine Location (c)	Purchase Type (d)	Transport Mode (e)	Tons (f)	Effective Purchase Price (\$/Ton) (g)	Total Transport Charges (\$/Ton) (h)	Delivered Price Transfer Facility (\$/Ton) (i)	As Received Coal Quality			
									Sulfur Content % (j)	BTU Content (BTU/lb) (k)	Ash Content % (l)	Moisture Content % (m)
1.	Coal Sales	10,IL,165	LTC	RB	90,240.53	\$41.03	\$12.38	\$53.41	2.99	12,239	8.96	8.33
2.	Ken American	10,IL,165	S	RB	47,889.27	\$77.55	\$11.01	\$88.56	2.46	11,924	8.12	10.74
3.	Knight Hawk	10,IL,145	LTC	RB	79,050.27	\$33.25	\$13.07	\$46.32	2.98	11,056	9.10	13.12
4.	Knight Hawk	10,IL,145	LTC	RB	5,165.79	\$45.48	\$13.07	\$58.55	3.12	11,127	9.01	12.90
5.	Allied Resources	9, KY, 233	S	RB	16,091.60	\$36.10	\$14.23	\$50.33	2.69	11,665	10.32	9.93

(1) United Maritime Terminal Transfer facility is a central storage site for coal prior to its delivery to the power plant.  
The coal from suppliers noted on this schedule is usually delivered to Big Bend Station but could ultimately be delivered to Polk Station.

**DECLASSIFIED**

**CONFIDENTIAL**

MONTHLY REPORT OF COST AND QUALITY OF COAL FOR ELECTRIC PLANTS  
 DETAILED PURCHASED COAL INVOICE INFORMATION


1. Reporting Month: October Year: 2010

2. Reporting Company: Tampa Electric Company

3. Plant Name: United Maritime Group - Big Bend Station (1)

4. Name, Title & Telephone Number of Contact Person Concerning Data  
 Submitted on this Form: Paul Edwards, Director Financial Reporting  
 (813) - 228 - 4891

5. Signature of Official Submitting Form:



Paul Edwards, Director Financial Reporting

6. Date Completed: December 15, 2010

Line No. (a)	Supplier Name (b)	Mine Location (c)	Purchase Type (d)	Tons (e)	F.O.B.(2) Mine Price (\$/Ton) (f)	Shorthaul & Loading Charges (\$/Ton) (g)	Original Invoice Price (\$/Ton) (h)	Retro-active Price Adjustments (\$/Ton) (i)	Base Price (\$/Ton) (j)	Quality Adjustments (\$/Ton) (k)	Effective Purchase Price (\$/Ton) (l)
1.	Coal Sales	10,IL,165	LTC	90,240.53	N/A	\$0.00	\$41.03	\$0.00	\$41.03	\$0.00	\$41.03
2.	Ken American	10,IL,165	S	47,889.27	N/A	\$0.00	\$77.55	\$0.00	\$77.55	\$0.00	\$77.55
3.	Knight Hawk	10,IL,145	LTC	79,050.27	N/A	\$0.00	\$33.25	\$0.00	\$33.25	\$0.00	\$33.25
4.	Knight Hawk	10,IL,145	LTC	5,165.79	N/A	\$0.00	\$45.48	\$0.00	\$45.48	\$0.00	\$45.48
5.	Allied Resources	9, KY, 233	S	16,091.60	N/A	\$0.00	\$36.10	\$0.00	\$36.10	\$0.00	\$36.10

(1) United Maritime Terminal Transfer facility is a central storage site for coal prior to its delivery to the power plant.  
 The coal from suppliers noted on this schedule is usually delivered to Big Bend Station but could ultimately be delivered to Polk Station.

(2) Tampa Electric purchases coal F.O.B. shipping point or F.O.B. destination.

**DECLASSIFIED**

CONFIDENTIAL

MONTHLY REPORT OF COST AND QUALITY OF COAL FOR ELECTRIC PLANTS  
 DETAIL OF TRANSPORTATION CHARGES

1 Reporting Month: October Year: 2010

2 Reporting Company: Tampa Electric Company

3 Plant Name: United Maritime Group - Big Bend Station (1)

4 Name, Title & Telephone Number of Contact Person Concerning Data Submitted on this Form: Paul Edwards, Director Financial Reporting (813) 228 - 4891

5. Signature of Official Submitting Form

  
 Paul Edwards, Director Financial Reporting

6. Date Completed: December 15, 2010

Line No (a)	Supplier Name (b)	Mine Location (c)	Shipping Point (d)	Transport Mode (e)	Tons (f)	(2) Effective Purchase Price (\$/Ton) (g)	Add'l Shorthaul & Loading Charges (\$/Ton) (h)	Rail Charges		Waterborne Charges				Total Transportation Charges (\$/Ton) (p)	Delivered Price Transfer Facility (\$/Ton) (q)	
								Rail Rate (\$/Ton) (i)	Other Rail Charges (\$/Ton) (j)	River Barge Rate (\$/Ton) (k)	Trans-loading Rate (\$/Ton) (l)	Ocean Barge Rate (\$/Ton) (m)	Other Water Charges (\$/Ton) (n)			Other Related Charges (\$/Ton) (o)
1.	Coal Sales	10,IL,165	Saline Cnty, IL	RB	90,240.53	\$41.03	\$0.00	\$0.00	\$0.00	\$12.38	\$0.00	\$0.00	\$0.00	\$0.00	\$12.38	\$53.41
2.	Ken American	10,IL,165	Saline Cnty, IL	RB	47,889.27	\$77.55	\$0.00	\$0.00	\$0.00	\$11.01	\$0.00	\$0.00	\$0.00	\$0.00	\$11.01	\$88.56
3.	Knight Hawk	10,IL,145	Jackson & Perry Cnty, IL	RB	79,050.27	\$33.25	\$0.00	\$0.00	\$0.00	\$13.07	\$0.00	\$0.00	\$0.00	\$0.00	\$13.07	\$46.32
4.	Knight Hawk	10,IL,145	Jackson & Perry Cnty, IL	RB	5,165.79	\$45.48	\$0.00	\$0.00	\$0.00	\$13.07	\$0.00	\$0.00	\$0.00	\$0.00	\$13.07	\$58.55
5.	Allied Resources	9, KY, 233	Webster Cnty, KY	RB	16,091.60	\$36.10	\$0.00	\$0.00	\$0.00	\$14.23	\$0.00	\$0.00	\$0.00	\$0.00	\$14.23	\$50.33

(1) United Maritime Terminal Transfer facility is a central storage site for coal prior to its delivery to the power plant. The coal from suppliers noted on this schedule is usually delivered to Big Bend Station but could ultimately be delivered to Polk Station.

(2) Tampa Electric purchases coal F.O.B. shipping point or F.O.B. destination.

**DECLASSIFIED**

**CONFIDENTIAL**


MONTHLY REPORT OF COST AND QUALITY OF COAL FOR ELECTRIC PLANTS  
ORIGIN, TONNAGE, DELIVERED PRICE AND AS RECEIVED QUALITY

1. Reporting Month: October Year: 2010

2. Reporting Company: Tampa Electric Company

3. Plant Name: Big Bend Station (1)

4. Name, Title & Telephone Number of Contact Person Concerning Data  
Submitted on this Form: Paul Edwards, Director Financial Reporting  
(813) 228 - 4891

5. Signature of Official Submitting Form:   
Paul Edwards, Director Financial Reporting

6. Date Completed: December 15, 2010

Line No. (a)	Supplier Name (b)	Mine Location (c)	Purchase Type (d)	Transport Mode (e)	Tons (f)	Effective Purchase Price (\$/Ton) (g)	Total Transport Charges (\$/Ton) (h)	FOB Plant Price (\$/Ton) (i)	As Received Coal Quality			
									Sulfur Content % (j)	BTU Content (BTU/lb) (k)	Ash Content % (l)	Moisture Content % (m)
1.	Transfer Facility - Big Bend	N/A	N/A	OB	260,893.00	\$57.94	\$17.32	\$75.27	2.95	12,134	9.13	8.27
2.	Transfer Facility - Polk	N/A	N/A	OB	53,361.00	\$84.24	\$17.36	\$101.60	4.16	14,521	0.32	5.47
3.	Alliance Coal	9,KY,107	LTC	UR	117,969.70	\$43.52	\$29.50	\$73.02	3.20	12,400	8.23	7.93

**DECLASSIFIED**

(1) This page includes all coal delivered to Big Bend for use at Big Bend or Polk.  
Effective with the January 2008 filing.

CONFIDENTIAL

MONTHLY REPORT OF COST AND QUALITY OF COAL FOR ELECTRIC PLANTS  
 DETAILED PURCHASED COAL INVOICE INFORMATION

1 Reporting Month: October Year 2010

2 Reporting Company: Tampa Electric Company

3 Plant Name: Big Bend Station

4 Name, Title & Telephone Number of Contact Person Concerning Data  
 Submitted on this Form: Paul Edwards, Director Financial Reporting  
 (813) 228 - 4891

5. Signature of Official Submitting Form:

  
 Paul Edwards, Director Financial Reporting

6. Date Completed: December 15, 2010


Line No (a)	Supplier Name (b)	Mine Location (c)	Purchase Type (d)	Tons (e)	F O B. Mine Price (\$/Ton) (f)	Shorthaul & Loading Charges (\$/Ton) (g)	Original Invoice Price (\$/Ton) (h)	Retro-active Price Adjustments (\$/Ton) (i)	Base Pnce (\$/Ton) (j)	Quality Adjust-ments (\$/Ton) (k)	Effective Purchase Price (\$/Ton) (l)
1.	Transfer Facility - Big Bend	N/A	N/A	260,893.00	N/A	\$0.00	\$57.94	\$0.00	\$57.94	\$0.00	\$57.94
2.	Transfer Facility - Polk	N/A	N/A	53,361.00	N/A	\$0.00	\$84.24	\$0.00	\$84.24	\$0.00	\$84.24
3.	Alliance Coal	9,KY,107	LTC	117,969.70	N/A	\$0.00	\$43.52	\$0.00	\$43.52	\$0.00	\$43.52

**DECLASSIFIED**



MONTHLY REPORT OF COST AND QUALITY OF COAL FOR ELECTRIC PLANTS  
 DETAIL OF TRANSPORTATION CHARGES

1 Reporting Month: October Year 2010  
 2 Reporting Company: Tampa Electric Company  
 3 Plant Name: Big Bend Station (1)

4 Name, Title & Telephone Number of Contact Person Concerning Data Submitted on this Form: Paul Edwards, Director Financial Reporting (813) 228 - 4891  
 5 Signature of Official Submitting Form:   
 Paul Edwards, Director Financial Reporting  
 6 Date Completed: December 15, 2010

Line No (a)	Supplier Name (b)	Mine Location (c)	Shipping Point (d)	Transport Mode (e)	Tons (f)	Effective Purchase Price (\$/Ton) (g)	Add'l Shorthaul & Loading Charges (\$/Ton) (h)	Rail Charges		Waterborne Charges					Total Transportation Charges (\$/Ton) (p)	FOB Plant Price (\$/Ton) (q)	
								Rail Rate (\$/Ton) (i)	Other Rail Charges (\$/Ton) (j)	River Barge Rate (\$/Ton) (k)	Trans-loading Rate (\$/Ton) (l)	Ocean Barge Rate (\$/Ton) (m)	Other Water Charges (\$/Ton) (n)	Other Related Charges (\$/Ton) (o)			
1	Transfer Facility - Big Bend	N/A	Davant, La	OB	260,893.00	\$57.94	\$0.00	\$0.00	\$0.00	\$0.00	\$0.00	\$0.00	\$17.32	\$0.00	\$0.00	\$17.32	\$75.27
2	Transfer Facility - Polk	N/A	Davant, La	OB	53,361.00	\$84.24	\$0.00	\$0.00	\$0.00	\$0.00	\$0.00	\$0.00	\$17.36	\$0.00	\$0.00	\$17.36	\$101.60
3	Alliance Coal	9,KY,107	Hopkins Cnty, IL	UR	117,969.70	\$43.52	\$0.00	\$29.50	\$0.00	\$0.00	\$0.00	\$0.00	\$0.00	\$0.00	\$29.50	\$73.02	

**DECLASSIFIED**

(1) The Ocean Barge Rate (\$/Ton) reported in column (m) includes terminal charges incurred at TECO Bulk Terminal and ocean shipping charges.

CONFIDENTIAL

\*\* SPECIFIED CONFIDENTIAL \*\*

FPSC Form 423-2

MONTHLY REPORT OF COST AND QUALITY OF COAL FOR ELECTRIC PLANTS  
ORIGIN, TONNAGE, DELIVERED PRICE AND AS RECEIVED QUALITY


1. Reporting Month: October Year: 2010

2. Reporting Company: Tampa Electric Company

3. Plant Name: United Maritime Group Transfer Facility - Polk Station (1)

4. Name, Title & Telephone Number of Contact Person Concerning Data  
Submitted on this Form: Paul Edwards, Director Financial Reporting  
(813) 228 - 4891

5. Signature of Official Submitting Form:

  
Paul Edwards, Director Financial Reporting

6. Date Completed: December 15, 2010

Line No. (a)	Supplier Name (b)	Mine Location (c)	Purchase Type (d)	Transport Mode (e)	Tons (f)	Effective Purchase Price (\$/Ton) (g)	Total Transport Charges (\$/Ton) (h)	Delivered Price Transfer Facility (\$/Ton) (i)	As Received Coal Quality			
									Sulfur Content % (j)	BTU Content (BTU/lb) (k)	Ash Content % (l)	Moisture Content % (m)
1.	Valero	N/A	S	RB	43,499.69	\$82.56	\$6.80	\$89.36	3.93	14,221	0.27	7.69

**DECLASSIFIED**

(1) United Maritime Terminal Transfer facility is a central storage site for coal prior to its delivery to the power plant.  
The coal from suppliers noted on this schedule is usually delivered to Big Bend Station but could ultimately be delivered to Polk Station.

CONFIDENTIAL


\*\* SPECIFIED CONFIDENTIAL \*\*

FPSC Form 423-2(a)

MONTHLY REPORT OF COST AND QUALITY OF COAL FOR ELECTRIC PLANTS  
DETAILED PURCHASED COAL INVOICE INFORMATION

- 1. Reporting Month: October Year: 2010
- 2. Reporting Company: Tampa Electric Company
- 3. Plant Name: United Maritime Group Transfer Facility - Polk Station (1)

4. Name, Title & Telephone Number of Contact Person Concerning Data Submitted on this Form: Paul Edwards, Director Financial Reporting (813) - 228 - 4891

5. Signature of Official Submitting Form:   
Paul Edwards, Director Financial Reporting

6. Date Completed: December 15, 2010

Line No. (a)	Supplier Name (b)	Mine Location (c)	Purchase Type (d)	Tons (e)	F.O.B.(2) Mine Price (\$/Ton) (f)	Shorthaul & Loading Charges (\$/Ton) (g)	Original Invoice Price (\$/Ton) (h)	Retro-active Price Adjustments \$/Ton (i)	Base Price (\$/Ton) (j)	Quality Adjustments (\$/Ton) (k)	Effective Purchase Price (\$/Ton) (l)
1.	Valero	N/A	S	43,499.69	N/A	\$0.00	\$85.05	(\$2.49)	\$82.56	\$0.00	\$82.56

(1) United Maritime Terminal Transfer facility is a central storage site for coal prior to its delivery to the power plant. The coal from suppliers noted on this schedule is usually delivered to Big Bend Station but could ultimately be delivered to Polk Station.

(2) Tampa Electric purchases coal F.O.B. shipping point or F.O.B. destination.

**DECLASSIFIED**

CONFIDENTIAL

**\*\* SPECIFIED CONFIDENTIAL \*\***

MONTHLY REPORT OF COST AND QUALITY OF COAL FOR ELECTRIC PLANTS  
 DETAIL OF TRANSPORTATION CHARGES

1 Reporting Month: October Year: 2010

2 Reporting Company: Tampa Electric Company

3 Plant Name: United Maritime Group Transfer Facility - Polk Station (1)

4. Name, Title & Telephone Number of Contact Person Concerning Data  
 Submitted on this Form: Paul Edwards, Director Financial Reporting  
 (813) 228 - 4891

5. Signature of Official Submitting Form:

  
 Paul Edwards, Director Financial Reporting

6. Date Completed: December 15, 2010

Line No (a)	Supplier Name (b)	Mine Location (c)	Shipping Point (d)	Transport Mode (e)	Tons (f)	(2) Effective Purchase Price (\$/Ton) (g)	Add'l Shorthaul & Loading Charges (\$/Ton) (h)	Rail Charges		Waterborne Charges					Total Transportation Charges (\$/Ton) (p)	Delivered Price Transfer Facility (\$/Ton) (q)
								Rail Rate (\$/Ton) (i)	Other Rail Charges (\$/Ton) (j)	River Barge Rate (\$/Ton) (k)	Trans-loading Rate (\$/Ton) (l)	Ocean Barge Rate (\$/Ton) (m)	Other Water Charges (\$/Ton) (n)	Other Related Charges (\$/Ton) (o)		
1	Valero	N/A	N/A	RB	43,499.69	\$82.56	\$0.00	\$0.00	\$0.00	\$6.80	\$0.00	\$0.00	\$0.00	\$0.00	\$6.80	\$89.35

(1) United Maritime Terminal Transfer facility is a central storage site for coal prior to its delivery to the power plant  
 The coal from suppliers noted on this schedule is usually delivered to Big Bend Station but could ultimately be delivered to Polk Station


**DECLASSIFIED**

CONFIDENTIAL

MONTHLY REPORT OF COST AND QUALITY OF COAL FOR ELECTRIC PLANTS  
ORIGIN, TONNAGE, DELIVERED PRICE AND AS RECEIVED QUALITY

- 1. Reporting Month: October Year: 2010
- 2. Reporting Company: Tampa Electric Company
- 3. Plant Name: Polk Station (1)

4. Name, Title & Telephone Number of Contact Person Concerning Data  
Submitted on this Form: Paul Edwards, Director Financial Reporting  
(813) 228 - 4891

5. Signature of Official Submitting Form:   
Paul Edwards, Director Financial Reporting

6. Date Completed: December 15, 2010

Line No. (a)	Supplier Name (b)	Mine Location (c)	Purchase Type (d)	Transport Mode (e)	Tons (f)	Effective Purchase Price (\$/Ton) (g)	Total Transport Charges (\$/Ton) (h)	FOB Plant Price (\$/Ton) (i)	As Received Coal Quality			
									Sulfur Content % (j)	BTU Content (BTU/lb) (k)	Ash Content % (l)	Moisture Content % (m)
1.	Transfer facility	N/A	N/A	TR	55,157.99	\$0.00	\$3.97	\$3.97	-	-	-	-

(1) This page includes coal received at Big Bend and subsequently trucked to Polk.  
Effective with the January 2008 filing.

**DECLASSIFIED**

CONFIDENTIAL


\*\* SPECIFIED CONFIDENTIAL \*\*

FPSC Form 423-2(a)

MONTHLY REPORT OF COST AND QUALITY OF COAL FOR ELECTRIC PLANTS  
DETAILED PURCHASED COAL INVOICE INFORMATION

- 1. Reporting Month: October Year: 2010
- 2. Reporting Company: Tampa Electric Company
- 3. Plant Name: Polk Station

4. Name, Title & Telephone Number of Contact Person Concerning Data  
Submitted on this Form: Paul Edwards, Director Financial Reporting  
(813) 228 - 4891

5. Signature of Official Submitting Form:   
Paul Edwards, Director Financial Reporting

6. Date Completed: December 15, 2010

Line No. (a)	Supplier Name (b)	Mine Location (c)	Purchase Type (d)	Tons (e)	F.O.B. Mine Price (\$/Ton) (f)	Shorthaul & Loading Charges (\$/Ton) (g)	Original Invoice Price (\$/Ton) (h)	Retro-active Price Adjustments (\$/Ton) (i)	Base Price (\$/Ton) (j)	Quality Adjustments (\$/Ton) (k)	Effective Purchase Price (\$/Ton) (l)
1.	Transfer facility	N/A	N/A	55,157.99	N/A	\$0.00	\$0.00	\$0.00	\$0.00	\$0.00	\$0.00

**DECLASSIFIED**

MONTHLY REPORT OF COST AND QUALITY OF COAL FOR ELECTRIC PLANTS  
 DETAIL OF TRANSPORTATION CHARGES

1. Reporting Month: October Year: 2010  
 2. Reporting Company: Tampa Electric Company  
 3. Plant Name: Polk Station (1)

4. Name, Title & Telephone Number of Contact Person Concerning Data Submitted on this Form: Paul Edwards, Director Financial Reporting (813) 228 - 4891

5. Signature of Official Submitting Form:   
 Paul Edwards, Director Financial Reporting

6. Date Completed: December 15, 2010

Line No. (a)	Supplier Name (b)	Mine Location (c)	Shipping Point (d)	Transport Mode (e)	Tons (f)	Effective Purchase Price (\$/Ton) (g)	Add'l Shorthaul & Loading Charges (\$/Ton) (h)	Rail Charges		Waterborne Charges				Other Related Charges (\$/Ton) (o)	Total Transportation Charges (\$/Ton) (p)	FOB Plant Price (\$/Ton) (q)
								Rail Rate (\$/Ton) (i)	Other Rail Charges (\$/Ton) (j)	River Barge Rate (\$/Ton) (k)	Trans-loading Rate (\$/Ton) (l)	Ocean Barge Rate (\$/Ton) (m)	Other Water Charges (\$/Ton) (n)			
1.	Transfer facility	N/A	N/A	TR	55,157.99	\$0.00	\$0.00	\$0.00	\$0.00	\$0.00	\$0.00	\$0.00	\$0.00	\$3.97	\$3.97	\$3.97

(1) Col (a) Other Related Charges includes the cost of trucking


**DECLASSIFIED**

CONFIDENTIAL

MONTHLY REPORT OF COST AND QUALITY OF COAL FOR ELECTRIC PLANTS  
REPORT OF ADJUSTMENTS TO PREVIOUS COAL DELIVERED

1. Reporting Month: October Year: 2010  
2. Reporting Company: Tampa Electric Company

3. Name, Title & Telephone Number of Contact Person Concerning Data  
Submitted on this Form: Paul Edwards Director Financial Reporting  
(813) 228 - 4891

4. Signature of Official Submitting Report:   
Paul Edwards, Director Financial Reporting

5. Date Completed: December 15, 2010

Line No. (a)	Month Reported (b)	Form Plant Name (c)	Intended Generating Plant (d)	Supplier (e)	Original Line Number (f)	Old Volume Tons (g)	Form No. (h)	Column Designator & Title (i)	Old Value (j)	New Value (k)	Delivered Price Transfer Facility (\$/Ton) (l)	Reason for Revision (m)
NONE												

**DECLASSIFIED**