

2013 Incumbent Local Exchange Carrier (ILEC) Questionnaire
(Due by April 15, 2013)¹

Company: Frontier Communications of the South, LLC

Contact name & title: Deborah Fasciano, Analyst – Government & Regulatory Affairs

Telephone number: 585-777-5823

E-mail address: Deborah.Fasciano@ftr.com

Services Provided in Florida

1. Please complete all applicable data tables.
2. If you submitted data tables in 2012, please provide an explanation below of any differences in the number of access lines by category that occurs in your 2013 submission that exceeds 10 percent.

Total State Retail Residential and Business Access Line Counts

3. How many traditional retail residential and business voice-grade equivalent lines do you have in Florida? The numbers below should match the residential and business totals in Table 1. The Commission’s intent is to publish these totals in the report.

2382 Residential
366 Business
2748 Total

Bundled Services & Prepaid Service

4. What percentage of your Florida residential and business customers purchase bundled (i.e. voice service packaged with additional services such as internet or video service) offerings? Please provide the percentage below. Do not include bundles of telecom-only services. If you do not offer bundled services, indicate “not applicable.”

 Residential
 Business
 Not applicable

¹ The due date is established by Section 364.386(1)(b), Florida Statutes. Failure to comply with this rule may result in the Commission assessing penalties of up to \$25,000 per offense, with each day of noncompliance constituting a separate offense per Section 364.285(1), Florida Statutes.

VoIP

5. Did you provide VoIP service to end users in Florida as of December 31, 2012? VoIP service is defined as IP-based voice service over a digital connection.

Yes
 No

6. Indicate below whether you are currently providing VoIP service to end users in Florida. Please check all that apply.

Not providing VoIP service to end users
 Providing VoIP services to business end users
 Providing VoIP services to residential end users

7. If you are providing VoIP service in Florida, please check all that apply:

Use of public Internet
 Use of private IP network

Broadband

8. Do you provide broadband to residential customers in Florida?

Yes
 No

9. If you do provide broadband to residential customers in Florida, please give your best estimate of the percentage of residential end user premises in your Florida service area for which your broadband services are available.

10. How many residential broadband subscribers do you have in Florida?

11. Please list the method(s) of broadband provisioning utilized by your company in Florida (i.e., DSL, cable modem, fiber, etc.). DSL

12. What are the typical downstream and upstream speeds for your most subscribed to broadband service? 6M/384K/, 3M/384K, 1M/256K

13. What is the monthly price for your most subscribed to broadband service? \$44.99

Fiber Deployment

14. Did you have any fiber deployments to homes or businesses in Florida between January 1, 2012 and December 31, 2012?

_____ Yes
 X No

15. Please provide the number of new residential and business subscribers served by Fiber to the Home, Fiber to the Premises, and/or Fiber-to-the-Curb technology since the last reporting period.

0 Residential Subscribers
 0 Business Subscribers
 0 Total

16. Please provide your company's total statewide residential and business subscribers currently served by Fiber-to-the-Home, Fiber-to-the-Premises, and/or Fiber-to-the-Curb technology.

0 Residential Subscribers
 0 Business Subscribers
 0 Total

Video Service

17. What video services does your company offer in Florida? Check all that apply.

_____ Fiber or copper based video service
_____ Cable television
 X Satellite television

Form 477

18. Please provide a copy of the Form 477 you filed with the FCC with data as of **December 31, 2012.**

Comments

19. Please provide any comments, suggestions or information you believe will assist staff in evaluating and reporting on the development of local exchange competition in Florida. We would appreciate any comments or information on intermodal local competition (e.g., wireless, cable telephony, VoIP), reports or studies you have completed on CLEC market share, or anything else that you believe to be relevant.

Form 477 Submission for FRN: 3576352, Company: Frontier Communications Corporation, State: FL, Operations: ILEC, Data as of Dec 31, 2012

Status: On **Feb 26, 2013**, the status for this Form 477 submission was changed to **Original - Submitted**.

All filers must complete Items 1 through 11 below

Data Description	Value
Data as of	Dec 31, 2012
1. FRN	3576352
2. Company	Frontier Communications Corporation
3. Type of Operations	<input checked="" type="radio"/> ILEC <input type="radio"/> Non-ILEC
4. Use this drop-down list to select a single name, such as the holding company, to identify all commonly-owned or commonly-controlled filers. Commonly-controlled filers with no holding company should decide on a single name to use for this question. Select "not shown" if no appropriate name appears in the list.	Frontier Communications Corporation
If you selected "not shown" above, type in the single name that will identify all commonly-owned or commonly-controlled filers.	
5. State	FL
6. Contact person (person who prepared the submitted data)	[REDACTED]
7. Contact person telephone number and email address	Phone. [REDACTED] Email. [REDACTED] Confirm Email. [REDACTED]
8. Status of submission	Original - Submitted
9. Indicate whether you request non-disclosure of some or all of the information in this submission because you believe that this information is privileged and confidential and public disclosure of such information would likely cause substantial harm to the competitive position of the filer.	<input type="radio"/> No <input checked="" type="radio"/> Yes
10. Official (corporate officer, managing partner, or sole proprietor) whose signature certifies that he/she has examined the information contained in this Form 477 and that, to the best of his/her knowledge, information and belief, all statements of fact contained in this Form 477 are true and correct. For purposes of this Form 477, the entry of the official's name on this line shall constitute that official's electronic signature to this certification. Persons making willful false statements in a Form 477 can be punished by fine or imprisonment under the Communications Act, 47 U.S.C. 220(e).	[REDACTED]
	DOCUMENT NUMBER-DATE 01574 APR-1 2013

REDACTED PROPRIETARY

11. Certifying official telephone number and email address

Phone: [REDACTED]

Email: [REDACTED]

Part I.A: Broadband - Asymmetric xDSL

In Part I.A, report connections (wired "lines") to end users that you (including affiliates) equipped to enable the end user to receive information from and/or send information to the Internet at information transfer rates exceeding 200 kbps in at least one direction. Report only in-service connections. The end user's Internet access service may be provided by you (including affiliates) or by an unaffiliated entity. For purposes of Part I.A, Internet Service Providers (ISPs) are not end users. Categorize the connection based on the technology employed by the part of the connection that terminates at the end user location. (Do not report anywhere in Form 477 any high-capacity connections between two locations of the same end user customer, ISP or communications carrier.)

(1)	(2)	(3)	(4)	(5)
Total connections to end users that you (including affiliates) equipped as broadband over your own local loop facilities or the equivalent, or over UNE loops or other facilities you obtained from an unaffiliated entity. Do not convert lines into a voice-grade-equivalent measure.	Percentage of (1) that you (including affiliates) equipped over your own local loop facilities or the equivalent. (Enter 0 if the true value is 0 percent.)	Percentage of (1) that are billed (or incorporated in a service billed) to end users by you, or your affiliates or agents. (Enter 0 if the true value is 0 percent.)	Percentage of (1) that connect to residential end users. (Enter 0 if the true value is 0 percent.)	Percentage of (1) that connect to residential end users and have information transfer rates exceeding 200 kbps in both directions. (Enter 0 if the true value is 0 percent.)
[REDACTED]	[REDACTED]	[REDACTED]	[REDACTED]	[REDACTED]

Break down the total connections reported in (1) to show the non-zero number in each of the following speed tiers. If the number of connections in a particular speed tier is zero, leave that data cell blank.

Connections reported in **EACH** data cell below must equal the sum of Asymmetric xDSL connections reported in Part VI by Census Tract, for that download/upload combination, and the sum of **ALL** data cells below must equal the total connections reported in (1).

Upload information transfer rate from the end user (9 categories):	Download information transfer rate to the end user (8 categories):							
	(6)	(7)	(8)	(9)	(10)	(11)	(12)	(13)
Greater than 200 kbps and less than 768 kbps	[REDACTED]	[REDACTED]	[REDACTED]	[REDACTED]	[REDACTED]	[REDACTED]	[REDACTED]	[REDACTED]
Greater than 768 kbps and less than 200 kbps	[REDACTED]	[REDACTED]	[REDACTED]	[REDACTED]	[REDACTED]	[REDACTED]	[REDACTED]	[REDACTED]
Greater than 200 kbps and less than 768 kbps	[REDACTED]	[REDACTED]	[REDACTED]	[REDACTED]	[REDACTED]	[REDACTED]	[REDACTED]	[REDACTED]
Greater than or equal to 768 kbps and less than 200 kbps	[REDACTED]	[REDACTED]	[REDACTED]	[REDACTED]	[REDACTED]	[REDACTED]	[REDACTED]	[REDACTED]

PROPRIETARY

1.5 mbps							
Greater than or equal to 1.5 mbps and less than 3 mbps							
Greater than or equal to 3 mbps and less than 6 mbps							
Greater than or equal to 6 mbps and less than 10 mbps							
Greater than or equal to 10 mbps and less than 25 mbps							
Greater than or equal to 25 mbps and less than 100 mbps							
Greater than or equal to 100 mbps							

This is the end of PART I.A for Asymmetric xDSL. If you are an ILEC you MUST ALSO complete Part I.B for xDSL (asymmetric or symmetric).

PROPRIETARY

Part I.B: Broadband - xDSL (asymmetric or symmetric)

Complete Part I.B for xDSL (asymmetric or symmetric) ONLY IF you are an ILEC (or an affiliate of an ILEC) that was required to complete Part I.A for Asymmetric xDSL and/or Part I.A for Symmetric xDSL.

For the purposes of completing Part I.B for xDSL (asymmetric or symmetric):

- (1) "Residential end user premises" include residential living units, individual living units in such institutional settings as college dormitories and nursing homes, and other end user locations to which you (including affiliates and agents) market services that are primarily designed for residential use.
- (2) The "service area" of an ILEC consists of those residential end user premises to which the ILEC can deliver telephone service over local loop facilities (or the fixed-wireless last mile equivalent) that it owns.

I.B. Report your best estimate of the percentage of residential end user premises in your service area, in this state, to which your DSL connections (with information transfer rates exceeding 200 kbps in at least one direction) could be provided using installed distribution facilities. Providers of xDSL connections should base responses on the service area of the affiliated ILECs.

(a) Estimated % of residential end user premises


THIS IS THE END OF PART I.B for xDSL (asymmetric and symmetric).


Part II.A: Local Exchange Telephone Service


	(1)	(2)	(3)	(4)
	Voice-grade equivalent lines and voice-grade equivalent wireless channels in service to your end user customers	Voice-grade equivalent lines you provided to unaffiliated communications carriers under resale arrangements including, among others, commercial agreements that replaced UNE-P and resold services such as local exchange, Centrex, and channelized special access	Lines you provided to unaffiliated communications carriers under any UNE loop arrangement where you did not also provide UNE switching for the line. (Do not convert UNEs to voice-grade equivalents.)	Lines you provided to unaffiliated communications carriers as UNE-P. (Do not convert UNEs to voice-grade equivalents.)
(a) Total number. See instructions on what to include.	[REDACTED]	[REDACTED]	[REDACTED]	[REDACTED]
(b) Percentage of (a) that are residential lines	[REDACTED]	[REDACTED]	[REDACTED]	[REDACTED]
(c) Percentage of (a) for which you (including affiliates) are the presubscribed interstate long distance carrier	[REDACTED]	[REDACTED]	[REDACTED]	[REDACTED]
(d) Percentage of (a) used for residential service AND for which you (including affiliates) are the presubscribed interstate long distance carrier	[REDACTED]	[REDACTED]	[REDACTED]	[REDACTED]
(e) Percentage of (a) provided over your own (including affiliates) local loop facilities or the equivalent	[REDACTED]	[REDACTED]	[REDACTED]	[REDACTED]
(f) Percentage of (a) provided over UNE loops obtained from an unaffiliated carrier without also obtaining that carrier's UNE switching for that line	[REDACTED]	[REDACTED]	[REDACTED]	[REDACTED]
(g) Percentage of (a) provided over UNE-Platform (but treat commercial agreements that replaced UNE-P as "provided by reselling," below)	[REDACTED]	[REDACTED]	[REDACTED]	[REDACTED]
(h) Percentage of (a) provided by reselling unaffiliated-carrier services including, among others, commercial agreements that replaced UNE-P and resold services such as local	[REDACTED]	[REDACTED]	[REDACTED]	[REDACTED]

PROPRIETARY

exchange, Centrex, and channelized special access

(i) **Percentage** of (a) provided over optical fiber at the end user premises 


(j) **Percentage** of (a) provided over coaxial cable at the end user premises 

(k) **Percentage** of (a) provided over fixed wireless at the end user premises 

Part V: Zip Code Information -- Local Voice Telephone Service and Interconnected VoIP

If you reported local exchange telephone lines in service to your end user customers, in Part II.A (1), or VoIP subscriptions that end users purchased from you, in Part II.B (1) or (2), you must list the 5-digit ZIP Codes in the state in which you had end user customers. Do not include any ZIP Codes in which you offered your local exchange telephone or VoIP service but had no end user customers, and do not include any out-of-state ZIP Codes.

Type all five digit ZIP codes in the following text box, separated by either commas, spaces, or carriage returns:



PROPRIETARY

Census Tract Detail - Technologies except Terrestrial Mobile Wireless

If you reported broadband connections in Part I.A in a technology category other than Terrestrial Mobile Wireless, you must specify the technology category, identify the Census Tracts in this state in which you had connections in service using that technology, and, for each Census Tract, report the number of connections and the percentage residential in each relevant download/upload information transfer rate combination.

You can use the [American Factfinder](#) to look up 2010 Census Tract numbers for street addresses.

Census Tract / Technology:
 Technology of the connections: **Asymmetric xDSL**
 Census Tract: State: FL County: **Escambia County** Census Tract: **36.13**

UPLOAD INFORMATION TRANSFER RATE:	DOWNLOAD INFORMATION TRANSFER RATE.							
	Greater than 200 kbps and less than 768 kbps	Greater than or equal to 768 kbps and less than 1.5 mbps	Greater than or equal to 1.5 mbps and less than 3 mbps	Greater than or equal to 3 mbps and less than 6 mbps	Greater than or equal to 6 mbps and less than 10 mbps	Greater than or equal to 10 mbps and less than 25 mbps	Greater than or equal to 25 mbps and less than 100 mbps	Greater than or equal to 100 mbps
Less than or equal to 200 kbps								
Number of Connections:								
Percentage Residential:	%	%	%	%	%	%	%	%
Greater than 200 kbps and less than 768 kbps								
Number of Connections:								
Percentage Residential:	%	%	%	%	%	%	%	%
Greater than or equal to 768 kbps and less than 1.5 mbps								
Number of Connections:								
Percentage Residential:	%	%	%	%	%	%	%	%
Greater than or equal to 1.5 mbps and less than 3 mbps								
Number of Connections:								
Percentage Residential:	%	%	%	%	%	%	%	%
Greater than or equal to 3 mbps and less than 6 mbps								
Number of Connections:								
Percentage Residential:	%	%	%	%	%	%	%	%
Greater than or equal to 6 mbps and less than 10 mbps								
Number of Connections:								
Percentage Residential:	%	%	%	%	%	%	%	%

PROPRIETARY

Greater than or equal to 10 mbps and less than 25 mbps								
Number of Connections:								
Percentage Residential:	%	%	%	%	%	%	%	%
Greater than or equal to 25 mbps and less than 100 mbps								
Number of Connections:								
Percentage Residential:	%	%	%	%	%	%	%	%
Greater than or equal to 100 mbps								
Number of Connections:								
Percentage Residential:	%	%	%	%	%	%	%	%

Census Tract Detail - Technologies except Terrestrial Mobile Wireless

If you reported broadband connections in Part I.A in a technology category other than Terrestrial Mobile Wireless, you must specify the technology category, identify the Census Tracts in this state in which you had connections in service using that technology, and, for each Census Tract, report the number of connections and the percentage residential in each relevant download/upload information transfer rate combination.

You can use the [American Factfinder](#) to look up 2010 Census Tract numbers for street addresses.

Census Tract / Technology:

Technology of the connections: **Asymmetric xDSL**

Census Tract: State: **FL** County: **Escambia County** Census Tract: **36.14**

		DOWNLOAD INFORMATION TRANSFER RATE.							
UPLOAD INFORMATION TRANSFER RATE:		Greater than 200 kbps and less than 768 kbps	Greater than or equal to 768 kbps and less than 1.5 mbps	Greater than or equal to 1.5 mbps and less than 3 mbps	Greater than or equal to 3 mbps and less than 6 mbps	Greater than or equal to 6 mbps and less than 10 mbps	Greater than or equal to 10 mbps and less than 25 mbps	Greater than or equal to 25 mbps and less than 100 mbps	Greater than or equal to 100 mbps
Less than or equal to 200 kbps	Number of Connections:								
	Percentage Residential:	%	%	%	%	%	%	%	%
Greater than 200 kbps and less than 768 kbps	Number of Connections:								
	Percentage Residential:	%	%	%	%	%	%	%	%
Greater than or equal to 768 kbps and less than 1.5	Number of Connections:					1			
	Percentage Residential:								

PROPRIETARY

mbps Number of Connections:								
Percentage Residential:	%	%	%	%	%	%	%	%
Greater than or equal to 1.5 mbps and less than 3 mbps								
mbps Number of Connections:								
Percentage Residential:	%	%	%	%	%	%	%	%
Greater than or equal to 3 mbps and less than 6 mbps								
mbps Number of Connections:								
Percentage Residential:	%	%	%	%	%	%	%	%
Greater than or equal to 6 mbps and less than 10 mbps								
mbps Number of Connections:								
Percentage Residential:	%	%	%	%	%	%	%	%
Greater than or equal to 10 mbps and less than 25 mbps								
mbps Number of Connections:								
Percentage Residential:	%	%	%	%	%	%	%	%
Greater than or equal to 25 mbps and less than 100 mbps								
mbps Number of Connections:								
Percentage Residential:	%	%	%	%	%	%	%	%
Greater than or equal to 100 mbps								
mbps Number of Connections:								
Percentage Residential:	%	%	%	%	%	%	%	%

PROPRIETARY

Census Tract Detail - Technologies except Terrestrial Mobile Wireless

If you reported broadband connections in Part I.A in a technology category other than Terrestrial Mobile Wireless, you must specify the technology category, identify the Census Tracts in this state in which you had connections in service using that technology, and, for each Census Tract, report the number of connections and the percentage residential in each relevant download/upload information transfer rate combination.

You can use the [American Factfinder](http://www.factfinder.gov) to look up 2010 Census Tract numbers for street addresses.

Census Tract / Technology _____
 Technology of the connections: **Asymmetric xDSL**
 Census Tract: State: **FL** County: **Escambia County** Census Tract: **38.00**

UPLOAD INFORMATION TRANSFER RATE:	DOWNLOAD INFORMATION TRANSFER RATE.							
	Greater than 200 kbps and less than 768 kbps	Greater than or equal to 768 kbps and less than 1.5 mbps	Greater than or equal to 1.5 mbps and less than 3 mbps	Greater than or equal to 3 mbps and less than 6 mbps	Greater than or equal to 6 mbps and less than 10 mbps	Greater than or equal to 10 mbps and less than 25 mbps	Greater than or equal to 25 mbps and less than 100 mbps	Greater than or equal to 100 mbps
Less than or equal to 200 kbps								
Number of Connections:								
Percentage Residential:	%	%	%	%	%	%	%	%
Greater than 200 kbps and less than 768 kbps								
Number of Connections:								
Percentage Residential:	%	%	%	%	%	%	%	%
Greater than or equal to 768 kbps and less than 1.5 mbps								
Number of Connections:								
Percentage Residential:	%	%	%	%	%	%	%	%
Greater than or equal to 1.5 mbps and less than 3 mbps								
Number of Connections:								
Percentage Residential:	%	%	%	%	%	%	%	%
Greater than or equal to 3 mbps and less than 6 mbps								
Number of Connections:								
Percentage Residential:	%	%	%	%	%	%	%	%
Greater than or equal to 6 mbps and less than 10 mbps								
Number of Connections:								
Percentage Residential:	%	%	%	%	%	%	%	%
Greater than or equal to 10 mbps and less than 25 mbps								
Number of Connections:								
Percentage Residential:	%	%	%	%	%	%	%	%
Greater than or equal to 25 mbps and less than 100 mbps								
Number of Connections:								
Percentage Residential:	%	%	%	%	%	%	%	%

PROPRIETARY

Greater than or equal to 100 mbps								
Number of Connections:								
Percentage Residential:	%	%	%	%	%	%	%	%

Census Tract Detail - Technologies except Terrestrial Mobile Wireless

If you reported broadband connections in Part I.A in a technology category other than Terrestrial Mobile Wireless, you must specify the technology category, identify the Census Tracts in this state in which you had connections in service using that technology, and, for each Census Tract, report the number of connections and the percentage residential in each relevant download/upload information transfer rate combination.

You can use the [American Factfinder](#) to look up 2010 Census Tract numbers for street addresses.

Census Tract / Technology: _____
 Technology of the connections: **Asymmetric xDSL**
 Census Tract: State: FL County: **Escambia County** Census Tract: **39.00**

UPLOAD INFORMATION TRANSFER RATE:	DOWNLOAD INFORMATION TRANSFER RATE.							
	Greater than 200 kbps and less than 768 kbps	Greater than or equal to 768 kbps and less than 1.5 mbps	Greater than or equal to 1.5 mbps and less than 3 mbps	Greater than or equal to 3 mbps and less than 6 mbps	Greater than or equal to 6 mbps and less than 10 mbps	Greater than or equal to 10 mbps and less than 25 mbps	Greater than or equal to 25 mbps and less than 100 mbps	Greater than or equal to 100 mbps
Less than or equal to 200 kbps								
Number of Connections:								
Percentage Residential:	%	%	%	%	%	%	%	%
Greater than 200 kbps and less than 768 kbps								
Number of Connections:								
Percentage Residential:	%	%	%	%	%	%	%	%
Greater than or equal to 768 kbps and less than 1.5 mbps								
Number of Connections:								
Percentage Residential:	%	%	%	%	%	%	%	%
Greater than or equal to 1.5 mbps and less than 3 mbps								
Number of Connections:								
Percentage Residential:	%	%	%	%	%	%	%	%
Greater than or equal to 3 mbps and less than 6								
Number of Connections:								
Percentage Residential:	%	%	%	%	%	%	%	%

PROPRIETARY

mbps Number of Connections:								
Percentage Residential:	%	%	%	%	%	%	%	%
Greater than or equal to 6 mbps and less than 10								
mbps Number of Connections:								
Percentage Residential:	%	%	%	%	%	%	%	%
Greater than or equal to 10 mbps and less than 25								
mbps Number of Connections:								
Percentage Residential:	%	%	%	%	%	%	%	%
Greater than or equal to 25 mbps and less than 100								
mbps Number of Connections:								
Percentage Residential:	%	%	%	%	%	%	%	%
Greater than or equal to 100								
mbps Number of Connections:								
Percentage Residential:	%	%	%	%	%	%	%	%

Errors / Warnings

No Errors or Warnings found.

PROPRIETARY