

SECTION 00410

BID FORM (LUMP SUM)

PART 1 GENERAL

1.1 Description

The following Bid, for the (1) Mid-County WWTP Headworks, is hereby made to (2) Utilities, Inc. of Florida, hereafter called the Owner. This Bid is submitted by (3) TLC Diversified, Inc./2719 17th Street East, Palmetto, FL
34221/(941) 722-0621

- (1) Name of Project as shown in the Invitation for Bids
- (2) Owner
- (3) Name, address, and telephone number of Bidder

1.2 The Undersigned:

A. Acknowledges receipt of:

- 1. Project Manual and Drawings identified within the Project Manual.
- 2. Addenda: Number 1 Dated 06/23/2020
 Number _____ Dated _____
 Number _____ Dated _____
 Number _____ Dated _____

B. Has examined the site and all Bidding Documents and understands that in submitting his Bid, he waives all right to plead any misunderstanding regarding the same.

C. Agrees:

- 1. To hold this Bid open for 90 calendar days after the bid opening date.
- 2. To accept the provisions of the Instructions to Bidders regarding disposition of Bid Security.
- 3. To enter into and execute a contract with the Owner, if awarded on the basis of this Bid, and to furnish a Performance Bond and a Labor and Material Payment Bond in accordance with the Instructions to Bidders.
- 4. To accomplish the work in accordance with the Contract Documents.

5. To begin work not later than 10 days after the issuance of a Notice to Proceed, unless otherwise provided, and substantially complete the work within **540** calendar days of the date of the Notice to Proceed.
6. To accept the provisions of the Agreement as to liquidated damages in the event of failure to complete the work on time.

1.3 Lump Sum Price

The undersigned will construct this project for the Base Bid Lump Sum Price of \$ Two Million, Two Hundred Thirty-Seven ~~Dollars~~ (\$2,237,777.00).
Thousand, Seven Hundred Seventy-Seven Dollars

1.4 Schedule of Values

The Bidder hereby indicates the following total units and total prices which represent all materials, labor, equipment, transportation, performance of all operations relative to construction of each project, overhead, and costs of all kinds and profit to complete the work items in accordance with the Project Manual, plans, and permits. Work for which there is not a listed item below shall be considered incidental to the Contract and no additional compensation will be allowed.

BID FORM UTILITIES INC. OF FLORIDA MID-COUNTY WWTP HEADWORKS					
No.	DESCRIPTION	QUANTITY		UNIT PRICE	AMOUNT
1	Mobilization (10% Subtotal)	1	LS	170,400	170,400
2	Erosion and Sediment Control	1	LS	3,547	3,547
3	Site Preparation and Grading	1	LS	18,000	18,000
4	As-Builts & O&M Manuals	1	LS	3,440	3,440
5	Demolish Existing Static Screen, Trash Conveyor, and Grating	1	LS	8,450	8,450
6	Grout and Abandon Existing Pipeline	3	CY	735	2,205
7	12 Ft Diameter Grit King with 20 Inch Drop Pipe	1	LS	505,000	505,000
8	Grit Classifier	1	LS	204,000	204,000
9	Two (2) Grit Pumps including Suction Header and Discharge Header Piping, Fittings, Valves, Flush Seal Water System, and Pipe Supports	1	LS	71,000	71,000
10	Two (2) Drum Screens including Trash Chute, Ultrasonic Level Sensors, Endless Bagger, and Dumpster Modifications	1	LS	540,000	540,000
11	Two (2) Water Booster Pumps including Suction Header and Discharge Header Piping, Fittings, Valves, Appurtenances, and Pipe Supports	1	LS	50,000	50,000
12	Odor Control System Relocation including Electrical Equipment, Blower Fan and Enclosure, BioSponge Vessel, Carbon Adsorption Vessel, Piping, Valves, and Associated Appurtenances	1	LS	37,000	37,000
13	Headworks Mechanical Piping Improvements (12-Inch Diameter and above) including all Aboveground Piping, Fittings, Wall Pipes, Blind Flanges, Valves, Appurtenances, and Pipe Supports	1	LS	108,700	108,700
14	Grit Fluidizing Assembly and Washdown Water Line Service including Piping, Fittings, Valves, Appurtenances, Pipe Supports, Service Saddles, Hose Bibs and Racks	1	LS	10,300	10,300
15	Headworks Drain System including Piping, Fittings, Valves, Appurtenances, Service Saddles, and Floor Drains	1	LS	37,200	37,200
16	4' 1" X 4' H Screening Channel Slide Gate	2	EA	13,500	27,000
17	2' X 4' H Effluent Channel Slide Gate	1	EA	13,400	13,400
18	Reinforced Concrete	1	LS	149,300	149,300
19	Concrete Bollards	8	EA	270	2,160
20	Miscellaneous Metals and Plastics	1	LS	55,000	55,000
21	Headworks FRP Covers With Flanged Connection Ports	1	LS	28,500	28,500
22	12-Inch PVC C900-16 DR 18 Force Main (Direct Bury including Excavation, Installation, and Restraints)	45	LF	195	8,775
23	12-Inch PVC C900-16 DR 25 Force Main (Direct Bury including Excavation, Installation, and Restraints)	15	LF	160	2,400
24	12-Inch DI 90 Deg Bend (MJ)	2	EA	1,300	2,600
25	20-Inch X 12-Inch DI Reducer (MJ)	1	EA	1,400	1,400
26	Electrical and I&C	1	LS	162,000	162,000
27	Miscellaneous Site Restoration and Cleanup	1	LS	16,000	16,000
TOTAL					2,237,777.00

PROPOSED IMPROVEMENTS					
ITEM	DESCRIPTION	QUANTITY	UNIT	UNIT PRICE	TOTAL PRICE
1	Mobilization (10% Subtotal)	1	LS	170,400	170,400
2	Erosion and Sediment Control	1	LS	3,547	3,547
3	Site Preparation and Grading	1	LS	18,000	18,000
4	As-Builts & O&M Manuals	1	LS	3,440	3,440
5	Demolish Existing Static Screen, Trash Conveyor, and Grating	1	LS	8,450	8,450
6	Grout and Abandon Existing Pipeline	2.5	CY	735	2,205
7	12 Ft Diameter Grit King with 20 Inch Drop Pipe	1	LS	505,000	505,000
8	Grit Classifier	1	LS	204,000	204,000
9	Two (2) Grit Pumps including Suction Header and Discharge Header Piping, Fittings, Valves, Flush Seal Water System, and Pipe supports	1	LS	71,000	71,000
10	Two (2) Drum Screens including Trash Chute, Ultrasonic Level Sensors, Endless Bagger, and Dumpster Modifications	1	LS	540,000	540,000
11	Two (2) Water Booster Pumps including Suction Header and Discharge Header Piping, Fittings, Valves, Appurtenances, and Pipe Supports	1	LS	50,000	50,000
12	Odor Control System Relocation including Electrical Equipment, Blower Fan and Enclosure, BioSponge Vessel, Carbon Adsorption Vessel, Piping, Valves, and Associated Appurtenances	1	LS	37,000	37,000
13	Headworks Mechanical Piping Improvements (12 Inch Diameter and above) including all Aboveground Piping, Fittings, Wall Pipes, Blind Flanges, Valves, Appurtenances, and Pipe Supports	1	LS	108,700	108,700

14	Grit Fluidizing Assembly and Washdown Water Line Service including Piping, Fittings, Valves, Appurtenances, Pipe Supports, Service Saddles, Hose Bibs and Racks	1	LS	10,300	10,300
15	Headworks Drain System including Piping, Fittings, Valves, Appurtenances, Service Saddles, and Floor Drains	1	LS	37,200	37,200
16	4' 1" X 4' H Screening Channel Slide Gate	2	EA	13,500	27,000
17	2' X 4' H Effluent Channel Slide Gate	1	EA	13,400	13,400
18	Reinforced Concrete	1	LS	149,300	149,300
19	Concrete Bollards	8	EA	270	2,160
20	Miscellaneous Metals and Plastics	1	LS	55,000	55,000
21	Headworks FRP Covers With Flanged Connection Ports	1	LS	28,500	28,500
22	12-inch PVC C900-16 DR 18 Force Main (Direct Bury including Excavation, Installation, and Restraints)	45	LF	195	8,775
23	12-inch PVC C900-16 DR 25 Force Main (Direct Bury including Excavation, Installation, and Restraints)	15	LF	160	2,400
24	12-inch DI 90 Deg Bend (MJ)	2	EA	1,300	2,600
25	20-inchX12-inch DI Reducer (MJ)	1	EA	1,400	1,400
26	Electrical and I&C	1	LS	162,000	162,000
27	Miscellaneous Site Restoration and Cleanup	1	LS	16,000	16,000

1.5 Miscellaneous Requirements and Affirmations

- A. Proposals (Bids) must be on the Bid Form.
- B. I have attached the following required fully executed forms to this Bid:
 - 1. Bid Security complying with the requirements of the Bidding Documents.
 - 2. Trench Safety Statement - Section 00430

RESPECTFULLY SUBMITTED, signed and sealed this Twenty-Sixth day of June, 2020.

TLC Diversified, Inc.

Contractor

X  06/26/20
By (Signature) Date

Thurston Lamberson/President
Printed Name and Title

2719 17th Street East
Business Address

Palmetto, FL 34221
City State Zip Code
State of Incorporation: Florida

(CORPORATE SEAL)

(941) 722-0621

(941) 722-1382

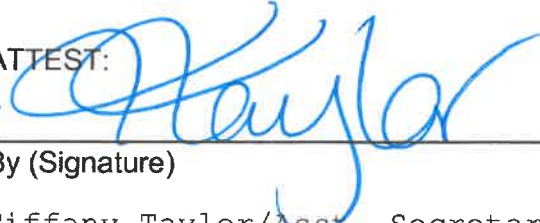
Telephone No.

Facsimile No.

tlamberson@tlcdiv.com

E-Mail Address

ATTEST:

X 

06/26/20

By (Signature)

Date

Tiffany Taylor/Asst. Secretary

Printed Name and Title

END OF SECTION

SECTION 00410

BID FORM (LUMP SUM)

PART 1 GENERAL

1.1 Description

The following Bid, for the (1) Mid-County WWTP Headworks, is hereby made to (2) Utilities, Inc. of Florida, hereafter called the Owner. This Bid is submitted by (3) _____
SGS Contracting Services,

- (1) Name of Project as shown in the Invitation for Bids
(2) Owner
(3) Name, address, and telephone number of Bidder

1.2 The Undersigned:

- A. Acknowledges receipt of:
1. Project Manual and Drawings identified within the Project Manual.
 2. Addenda: Number 1 Dated 06-23-2020
 Number _____ Dated _____
 Number _____ Dated _____
 Number _____ Dated _____
- B. Has examined the site and all Bidding Documents and understands that in submitting his Bid, he waives all right to plead any misunderstanding regarding the same.
- C. Agrees:
1. To hold this Bid open for 90 calendar days after the bid opening date.
 2. To accept the provisions of the Instructions to Bidders regarding disposition of Bid Security.
 3. To enter into and execute a contract with the Owner, if awarded on the basis of this Bid, and to furnish a Performance Bond and a Labor and Material Payment Bond in accordance with the Instructions to Bidders.
 4. To accomplish the work in accordance with the Contract Documents.

5. To begin work not later than 10 days after the issuance of a Notice to Proceed, unless otherwise provided, and substantially complete the work within **540** calendar days of the date of the Notice to Proceed.
6. To accept the provisions of the Agreement as to liquidated damages in the event of failure to complete the work on time.

1.3 Lump Sum Price

The undersigned will construct this project for the Base Bid Lump Sum Price of \$ Two Million Two Hundred Sixty Four Thousand Dollars (\$ 2,264,700.00).
Seven Hundred Dollars + % per

1.4 Schedule of Values

The Bidder hereby indicates the following total units and total prices which represent all materials, labor, equipment, transportation, performance of all operations relative to construction of each project, overhead, and costs of all kinds and profit to complete the work items in accordance with the Project Manual, plans, and permits. Work for which there is not a listed item below shall be considered incidental to the Contract and no additional compensation will be allowed.

PROPOSED IMPROVEMENTS

ITEM	DESCRIPTION	QUANTITY	UNIT	UNIT PRICE	TOTAL PRICE
1	Mobilization (10% Subtotal)	1	LS	162,575	162,575
2	Erosion and Sediment Control	1	LS	5,000	5,000
3	Site Preparation and Grading	1	LS	15,000	15,000
4	As-Builts & O&M Manuals	1	LS	3,000	3,000
5	Demolish Existing Static Screen, Trash Conveyor, and Grating	1	LS	25,000	25,000
6	Grout and Abandon Existing Pipeline	2.5	CY	750. ⁰⁰	1,875. ⁰⁰
7	12 Ft Diameter Grit King with 20 Inch Drop Pipe	1	LS	460,000	460,000
8	Grit Classifier	1	LS	210,000	210,000
9	Two (2) Grit Pumps including Suction Header and Discharge Header Piping, Fittings, Valves, Flush Seal Water System, and Pipe supports	1	LS	90,000	90,000
10	Two (2) Drum Screens including Trash Chute, Ultrasonic Level Sensors, Endless Bagger, and Dumpster Modifications	1	LS	515,000	515,000
11	Two (2) Water Booster Pumps including Suction Header and Discharge Header Piping, Fittings, Valves, Appurtenances, and Pipe Supports	1	LS	50,000	50,000
12	Odor Control System Relocation including Electrical Equipment, Blower Fan and Enclosure, BioSponge Vessel, Carbon Adsorption Vessel, Piping, Valves, and Associated Appurtenances	1	LS	15,000	15,000
13	Headworks Mechanical Piping Improvements (12 Inch Diameter and above) including all Aboveground Piping, Fittings, Wall Pipes, Blind Flanges, Valves, Appurtenances, and Pipe Supports	1	LS	80,000	80,000

14	Grit Fluidizing Assembly and Washdown Water Line Service including Piping, Fittings, Valves, Appurtenances, Pipe Supports, Service Saddles, Hose Bibs and Racks	1	LS	8,000	8,000
15	Headworks Drain System including Piping, Fittings, Valves, Appurtenances, Service Saddles, and Floor Drains	1	LS	30,000	30,000
16	4' 1" X 4' H Screening Channel Slide Gate	2	EA	15,000	30,000
17	2' X 4' H Effluent Channel Slide Gate	1	EA	15,000	15,000
18	Reinforced Concrete	1	LS	150,000	150,000
19	Concrete Bollards	8	EA	500. ⁰⁰	4,000. ⁰⁰
20	Miscellaneous Metals and Plastics	1	LS	75,000	75,000
21	Headworks FRP Covers With Flanged Connection Ports	1	LS	30,000	30,000
22	12-inch PVC C900-16 DR 18 Force Main (Direct Bury including Excavation, Installation, and Restraints)	45	LF	300. ⁰⁰	13,500. ⁰⁰
23	12-inch PVC C900-16 DR 25 Force Main (Direct Bury including Excavation, Installation, and Restraints)	15	LF	250. ⁰⁰	3,750. ⁰⁰
24	12-inch DI 90 Deg Bend (MJ)	2	EA	1,000	2,000
25	20-inchX12-inch DI Reducer (MJ)	1	EA	1,000	1,000
26	Electrical and I&C	1	LS	260,000	260,000
27	Miscellaneous Site Restoration and Cleanup	1	LS	10,000	10,000


1.5 Miscellaneous Requirements and Affirmations

- A. Proposals (Bids) must be on the Bid Form.
- B. I have attached the following required fully executed forms to this Bid:
1. Bid Security complying with the requirements of the Bidding Documents.
 2. Trench Safety Statement - Section 00430

RESPECTFULLY SUBMITTED, signed and sealed this 26th day of June 2020

SGS Contracting Services, Inc.

Contractor



06-26-2020

By (Signature)

Date

Seth Simmons President

Printed Name and Title

PO Box 908

Business Address

High Springs

FL

32655

City

State

Zip Code

(CORPORATE SEAL)



386-361-5300

N/A

Telephone No.

Facsimile No.

seth@sgscsi.com

E-Mail Address

ATTEST:

 06-26-2020

By (Signature)

Date

Wallis Simmons

Secretary

Printed Name and Title

END OF SECTION

MID-COUNTY MASTER LIFT STATION REPLACEMENT				1 TLC Diversified, Inc 2719 17th Street Ease Palmetto, FL 34221		2 Westra 1263 12th Ave E Palmetto, FL 34221		3 K&R 5219 Cone Road Tampa, FL 33610		4 Garney Construction 2151 NE Coachman Rd Clearwater, FL 33765		5 Wharton-Smith, Inc. 4912 W La Salle St Tampa, FL 33607		Engineers Estimate	
ITEM	DESCRIPTION	EST. QTY.	U/M	BID PRICE PER UNIT	TOTAL BID PRICE	BID PRICE PER UNIT	TOTAL BID PRICE	BID PRICE PER UNIT	TOTAL BID PRICE	BID PRICE PER UNIT	TOTAL BID PRICE	BID PRICE PER UNIT	TOTAL BID PRICE	BID PRICE PER UNIT	TOTAL BID PRICE
1	Mobilization (10% Subtotal)	1	LS	\$ 230,000.00	\$ 230,000.00	\$ 195,000.00	\$ 195,000.00	\$ 143,000.00	\$ 143,000.00					\$ 133,000.00	\$ 133,000.00
2	Temporary Bypass Assembly and Bypass Pumping	1	LS	\$ 65,000.00	\$ 65,000.00	\$ 150,000.00	\$ 150,000.00	\$ 95,000.00	\$ 95,000.00					\$ 100,000.00	\$ 100,000.00
3	Erosion and Sediment Control	1	LS	\$ 8,000.00	\$ 8,000.00	\$ 2,550.00	\$ 2,550.00	\$ 15,000.00	\$ 15,000.00					\$ 30,000.00	\$ 30,000.00
4	As-Builts & O&M Manuals	1	LS	\$ 6,000.00	\$ 6,000.00	\$ 4,100.00	\$ 4,100.00	\$ 10,000.00	\$ 10,000.00					\$ 5,000.00	\$ 5,000.00
5	Utility Coordination	1	LS	\$ 5,000.00	\$ 5,000.00	\$ 9,600.00	\$ 9,600.00	\$ 20,000.00	\$ 20,000.00					\$ 5,000.00	\$ 5,000.00
6	Demolish Existing Master Lift Station including Concrete Wall, Top Slab, Electrical Equipment, Control Panel, Pumps, Piping, Valves, Hose Bib, Ladder, Pump Enclosure, and Associated Appurtenances and Equipment	1	LS	\$ 65,000.00	\$ 65,000.00	\$ 83,000.00	\$ 83,000.00	\$ 52,000.00	\$ 52,000.00					\$ 120,000.00	\$ 120,000.00
7	Demolish and Disposal of 10" Gravity Main	145	LF	\$ 50.00	\$ 7,250.00	\$ 15.30	\$ 2,218.50	\$ 37.00	\$ 5,365.00					\$ 150.00	\$ 21,750.00
8	Demolish Existing Manhole Cone, Ring, and Cover and Fill Abandoned Manhole With Flowable Fill	3	EA	\$ 1,500.00	\$ 4,500.00	\$ 3,000.00	\$ 9,000.00	\$ 5,000.00	\$ 15,000.00					\$ 10,000.00	\$ 30,000.00
9	Grout and Abandon Existing Pipe	10	CY	\$ 400.00	\$ 4,000.00	\$ 540.00	\$ 5,400.00	\$ 1,000.00	\$ 10,000.00					\$ 500.00	\$ 5,000.00
10	Remove Palm Trees	3	EA	\$ 1,500.00	\$ 4,500.00	\$ 700.00	\$ 2,100.00	\$ 650.00	\$ 1,950.00					\$ 8,000.00	\$ 24,000.00
11	Submersible Pumps and Controls including Pressure Transducer, Guide Rails, Brackets, and Floats	1	LS	\$ 283,000.00	\$ 283,000.00	\$ 350,000.00	\$ 350,000.00	\$ 396,600.00	\$ 396,600.00					\$ 150,000.00	\$ 150,000.00
12	Mechanical Piping Improvements including all Fittings, Valves, Aboveground Piping, Supports, Camlocks, Pressure Gauges, ARV Assembly, and Suction Pipe Assembly	1	LS	\$ 75,000.00	\$ 75,000.00	\$ 130,000.00	\$ 130,000.00	\$ 125,000.00	\$ 125,000.00					\$ 100,000.00	\$ 100,000.00
13	Washdown Water Line Service and Hose Bib	1	LS	\$ 5,000.00	\$ 5,000.00	\$ 1,200.00	\$ 1,200.00	\$ 5,000.00	\$ 5,000.00					\$ 5,000.00	\$ 5,000.00
14	Polymer Concrete Wet Well (10 FT Diameter x 25 FT Depth)	1	LS	\$ 1,044,000.00	\$ 1,044,000.00	\$ 505,000.00	\$ 505,000.00	\$ 240,000.00	\$ 240,000.00					\$ 300,000.00	\$ 300,000.00
15	Wet Well Top Slab with Pipe Penetrations and Aluminum Access Hatch Assembly with Flood Tight Lid and Safety Grating	1	LS	\$ 26,000.00	\$ 26,000.00	\$ 20,000.00	\$ 20,000.00	\$ 39,000.00	\$ 39,000.00	NO BID		NO BID		\$ 30,000.00	\$ 30,000.00
16	Concrete Slab Around Top Slab (6" Thick)	25	SY	\$ 340.00	\$ 8,500.00	\$ 107.00	\$ 2,675.00	\$ 180.00	\$ 4,500.00					\$ 100.00	\$ 2,500.00
17	Concrete Ballast	15	CY	\$ 400.00	\$ 6,000.00	\$ 750.00	\$ 11,250.00	\$ 400.00	\$ 6,000.00					\$ 150.00	\$ 2,250.00
18	Polymer Concrete Manhole	3	EA	\$ 30,000.00	\$ 90,000.00	\$ 20,000.00	\$ 60,000.00	\$ 19,000.00	\$ 57,000.00					\$ 20,000.00	\$ 60,000.00
19	Polymer Concrete Doghouse Manhole	3	EA	\$ 35,000.00	\$ 105,000.00	\$ 18,000.00	\$ 54,000.00	\$ 32,000.00	\$ 96,000.00					\$ 15,000.00	\$ 45,000.00
20	8" PVC C900-16 DR 18 Gravity Main (Direct Bury)	120	LF	\$ 270.00	\$ 32,400.00	\$ 250.00	\$ 30,000.00	\$ 190.00	\$ 22,800.00					\$ 100.00	\$ 12,000.00
21	18" PVC C900-16 DR 18 Gravity Main (Direct Bury)	275	LF	\$ 400.00	\$ 110,000.00	\$ 285.00	\$ 78,375.00	\$ 230.00	\$ 63,250.00					\$ 200.00	\$ 55,000.00
22	Connection to Existing Manhole	1	LS	\$ 3,300.00	\$ 3,300.00	\$ 7,000.00	\$ 7,000.00	\$ 4,000.00	\$ 4,000.00					\$ 4,000.00	\$ 4,000.00
23	10" PVC C900-16 DR 18 Force Main (Direct Bury)	20	LF	\$ 330.00	\$ 6,600.00	\$ 175.00	\$ 3,500.00	\$ 170.00	\$ 3,400.00					\$ 175.00	\$ 3,500.00
24	12" PVC C900-16 DR 18 Force Main (Direct Bury)	310	LF	\$ 135.00	\$ 41,850.00	\$ 185.00	\$ 57,350.00	\$ 150.00	\$ 46,500.00					\$ 200.00	\$ 62,000.00
25	12" DI Plug Valve (MJ)	2	EA	\$ 4,600.00	\$ 9,200.00	\$ 5,000.00	\$ 10,000.00	\$ 4,000.00	\$ 8,000.00					\$ 10,000.00	\$ 20,000.00
26	12" DI 90 Deg Bend (MJ)	2	EA	\$ 1,050.00	\$ 2,100.00	\$ 1,400.00	\$ 2,800.00	\$ 800.00	\$ 1,600.00					\$ 1,200.00	\$ 2,400.00
27	12" DI 45 Deg Bend (MJ)	3	EA	\$ 975.00	\$ 2,925.00	\$ 1,400.00	\$ 4,200.00	\$ 750.00	\$ 2,250.00					\$ 1,000.00	\$ 3,000.00
28	12" DI Tee (MJ)	1	EA	\$ 1,400.00	\$ 1,400.00	\$ 2,200.00	\$ 2,200.00	\$ 1,600.00	\$ 1,600.00					\$ 1,500.00	\$ 1,500.00
29	12"X10" DI Reducer (MJ)	1	EA	\$ 850.00	\$ 850.00	\$ 1,220.00	\$ 1,220.00	\$ 650.00	\$ 650.00					\$ 1,200.00	\$ 1,200.00
30	10" DI 45 Deg Bend (MJ)	1	EA	\$ 800.00	\$ 800.00	\$ 1,200.00	\$ 1,200.00	\$ 650.00	\$ 650.00					\$ 900.00	\$ 900.00
31	Connection to Existing 10" Force Main	1	EA	\$ 1,625.00	\$ 1,625.00	\$ 8,100.00	\$ 8,100.00	\$ 5,000.00	\$ 5,000.00					\$ 5,000.00	\$ 5,000.00
32	Electrical and I&C	1	LS	\$ 100,000.00	\$ 100,000.00	\$ 108,700.00	\$ 108,700.00	\$ 58,000.00	\$ 58,000.00					\$ 250,000.00	\$ 250,000.00
33	Pavement Repair and Road Restoration (Sub-base, Base, and Asphalt)	20	SY	\$ 200.00	\$ 4,000.00	\$ 70.00	\$ 1,400.00	\$ 550.00	\$ 11,000.00					\$ 150.00	\$ 3,000.00
34	Sidewalk Restoration	5	SY	\$ 500.00	\$ 2,500.00	\$ 122.00	\$ 610.00	\$ 200.00	\$ 1,000.00					\$ 75.00	\$ 375.00
35	Miscellaneous Site Restoration and Cleanup	1	LS	\$ 35,000.00	\$ 35,000.00	\$ 50,000.00	\$ 50,000.00	\$ 25,000.00	\$ 25,000.00					\$ 10,000.00	\$ 10,000.00
BID ITEM ALTERNATIVE															
A-1	Standard Concrete Wet Well (10 FT Diameter x 25 FT Depth)	1	LS	\$ 1,020,000.00	\$ 1,020,000.00	\$ 483,000.00	\$ 483,000.00	\$ 192,500.00	\$ 192,500.00					-	-
A-2	Standard Concrete Manhole	3	EA	\$ 25,000.00	\$ 75,000.00	\$ 10,800.00	\$ 32,400.00	\$ 16,500.00	\$ 49,500.00					-	-
A-3	Standard Concrete Doghouse Manhole	3	EA	\$ 30,000.00	\$ 90,000.00	\$ 12,800.00	\$ 38,400.00	\$ 29,700.00	\$ 89,100.00					-	-
BID TOTAL					\$ 2,396,300.00		\$ 1,963,748.50		\$ 1,591,115.00		\$ -		\$ -		\$ 1,762,612.50
														Contingency (10%)	\$ 160,237.50
														Including 10% Contingency	\$ 1,762,612.50

SECTION 00410

BID FORM (LUMP SUM)

PART 1 GENERAL

1.1 Description

The following Bid, for the (1) Mid-County Master Lift Station Replacement Project No. 140056016
 , is hereby made to (2) Utilities, Inc. of Florida , hereafter called the Owner.
 This Bid is submitted by (3) Kamminga & Roodvoets, Inc.
5219 Cone Rd, Tampa, FL 33610
813-623-3031

(1) Name of Project as shown in the Invitation for Bids
 (2) Owner
 (3) Name, address, and telephone number of Bidder

1.2 The Undersigned:

A. Acknowledges receipt of:

1. Project Manual and Drawings identified within the Project Manual.
2. Addenda:

Number	<u>1</u>	Dated	<u>3/24/20</u>
Number	<u>2</u>	Dated	<u>4/3/20</u>
Number	<u>3</u>	Dated	<u>4/21/20</u>
Number	<u> </u>	Dated	<u> </u>

B. Has examined the site and all Bidding Documents and understands that in submitting his Bid, he waives all right to plead any misunderstanding regarding the same.

C. Agrees:

1. To hold this Bid open for 90 calendar days after the bid opening date.
2. To accept the provisions of the Instructions to Bidders regarding disposition of Bid Security.
3. To enter into and execute a contract with the Owner, if awarded on the basis of this Bid, and to furnish a Performance Bond and a Labor and Material Payment Bond in accordance with the Instructions to Bidders.
4. To accomplish the work in accordance with the Contract Documents.

5. To begin work not later than 10 days after the issuance of a Notice to Proceed, unless otherwise provided, and substantially complete the work within **240** calendar days of the date of the Notice to Proceed.
6. To accept the provisions of the Agreement as to liquidated damages in the event of failure to complete the work on time.

1.3 Lump Sum Price

The undersigned will construct this project for the Base Bid Lump Sum Price of \$ One Million Five Hundred Ninety One Thousand One Hundred Fifteen Dollars (\$1,591,115.00).

1.4 Schedule of Values

The Bidder hereby indicates the following total units and total prices which represent all materials, labor, equipment, transportation, performance of all operations relative to construction of each project, overhead, and costs of all kinds and profit to complete the work items in accordance with the Project Manual, plans, and permits. Work for which there is not a listed item below shall be considered incidental to the Contract and no additional compensation will be allowed.

PROPOSED IMPROVEMENTS					
ITEM	DESCRIPTION	QUANTITY	UNIT	UNIT PRICE	TOTAL PRICE
1	Mobilization (10%)	1	LS	\$143,000.00	\$143,000.00
2	Temporary Bypass Assembly and Bypass Pumping	1	LS	\$95,000.00	\$95,000.00
3	Erosion and Sediment Control	1	LS	\$15,000.00	\$15,000.00
4	As-Builts & O&M Manuals	1	LS	\$10,000.00	\$10,000.00
5	Utility Coordination	1	LS	\$20,000.00	\$20,000.00
6	Demolish Existing Master Lift Station including Concrete Wall, Top Slab, Electrical Equipment, Control Panel, Pumps, Piping, Valves, Hose Bib, Ladder, Pump Enclosure, and Associated Appurtenances and Equipment	1	LS	\$52,000.00	\$52,000.00
7	Demolish and Disposal of 10" Gravity Main	145	LF	\$37.00	5,365.00
8	Demolish Existing Manhole Cone, Ring, and Cover and Fill Abandoned Manhole With Flowable Fill	3	EA	\$5,000.00	\$15,000.00
9	Grout and Abandon Existing Pipe	10	CY	\$1,000.00	\$10,000.00
10	Remove Palm Trees	3	EA	\$650.00	\$1,950.00
11	Submersible Pumps and Controls including Pressure Transducer, Guide Rails, Brackets, and Floats	1	LS	\$396,600.00	\$396,600.00
12	Mechanical Piping Improvements including all Fittings, Valves, Aboveground Piping, Supports, Camlocks, Pressure Gauges, ARV Assembly, and Suction Pipe Assembly	1	LS	\$125,000.00	\$125,000.00
13	Washdown Water Line Service and Hose Bib	1	LS	\$5,000.00	\$5,000.00
14	Polymer Concrete Wet Well (10 FT Diameter x 25 FT Depth)	1	LS	\$240,000.00	\$240,000.00

15	Wet Well Top Slab with Pipe Penetrations and Aluminum Access Hatch Assembly with Flood Tight Lid and Safety Grating	1	LS	\$39,000.00	\$39,000.00
16	Concrete Slab Around Top Slab (6" Thick)	25	SY	\$180.00	\$4,500.00
17	Concrete Ballast	15	CY	\$400.00	\$6,000.00
18	Polymer Concrete Manhole	3	EA	\$19,000.00	57,000.00
19	Polymer Concrete Doghouse Manhole	3	EA	\$32,000.00	\$96,000.00
20	8" PVC C900-16 DR 18 Gravity Main (Direct Bury)	120	LF	\$190.00	\$22,800.00
21	18" PVC C900-16 DR 18 Gravity Main (Direct Bury)	275	LF	\$230.00	\$63,250.00
22	Connection to Existing Manhole	1	LS	\$4,000.00	\$4,000.00
23	10" PVC C900-16 DR 18 Force Main (Direct Bury)	20	LF	\$170.00	\$3,400.00
24	12" PVC C900-16 DR 18 Force Main (Direct Bury)	310	LF	\$150.00	\$46,500.00
25	12" DI Plug Valve (MJ)	2	EA	\$4,000.00	\$8,000.00
26	12" DI 90 Deg Bend (MJ)	2	EA	\$800.00	\$1,600.00
27	12" DI 45 Deg Bend (MJ)	3	EA	\$750.00	\$2,250.00
28	Electrical and I&C	1	LS	\$1,600.0	\$1,600.00
29	12"X10" DI Reducer (MJ)	1	EA	\$650.00	\$650.00
30	10" DI 45 Deg Bend (MJ)	1	EA	\$650.00	\$650.00
31	Connection to Existing 10" Force Main	1	EA	\$5,000.00	\$5,000.00
32	Electrical and I&C	1	LS	\$58,000.00	\$58,000.00
33	Pavement Repair and Road Restoration (Sub-base, Base, and Asphalt)	20	SY	\$550.00	\$11,000.00
34	Sidewalk Restoration	5	SY	\$200.00	\$1,000.00
35	Miscellaneous Site Restoration and Cleanup	1	LS	\$25,000.00	\$25,000.00
TOTAL LUMP SUM PRICE (BASE BID) \$					\$1,591,115.00


BID ITEM ALTERNATIVE				
ITEM	DESCRIPTION	QUANTITY	UNIT	UNIT PRICE
A-1	Standard Concrete Wet Well (10 FT Diameter x 25 FT Depth)	1	LS	\$192,500.00
A-2	Standard Concrete Manhole	3	EA	\$16,500.00
A-3	Standard Concrete Doghouse Manhole	3	EA	\$29,700.00

1.5 Miscellaneous Requirements and Affirmations

- A. Proposals (Bids) must be on the Bid Form.
- B. I have attached the following required fully executed forms to this Bid:
 - 1. Bid Security complying with the requirements of the Bidding Documents.
 - 2. Trench Safety Statement - Section 00430

RESPECTFULLY SUBMITTED, signed and sealed this 24th _____ day of April _____, 2020.

Kamminga & Roodvoets, Inc.
Contractor


By (Signature) 4/24/20
Date

Marcus B. Tidey, Jr. - Vice President
Printed Name and Title

5219 Cone Rd
Business Address

Tampa, FL 33610
City State Zip Code

(CORPORATE SEAL)

813-623-3031
Telephone No.

813-628-4490
Facsimile No.

mbtidey@kandrincfl.com
E-Mail Address

ATTEST:



By (Signature)

4/24/20

Date

Brad Tidey - Assistant Secretary of Florida Operations
Printed Name and Title

**END OF
SECTION**

IN WITNESS WHEREOF, the Principal and the Surety have hereunto set their hands and seals, and such of them as are corporations have caused their corporate seals to be hereto affixed and these presents to be signed by their proper officers.

Signed and sealed this 24th day of April, 2020.

ATTEST:


By (Principal Officer)

Brad Tidey - Assist. Secretary of FL Operations
Typed Name and Title

(CORPORATE SEAL)

Kamminga & Roodvoets, Inc.
Principal


By (Signature of Officer)

Marcus B. Tidey, Jr. - Vice President
Typed Name and Title

5219 Cone Rd
Address


Tampa, FL 33610
City, State, Zip

Liberty Mutual Insurance Company
Surety


By

Noelle Fish, Client Service Manager
Typed Name and Title

(SEAL)

By: 
Attorney-in-Fact

Marsha Toman, Attorney-in-Fact
Typed Name and Title

300 Ottawa NW, Suite 301
Address

Grand Rapids MI 4903
City, State, Zip

616 459 8674 616 233 0923
Telephone No. Facsimile No.

END OF
SECTION

July 15, 2020

Patrick Flynn
 Utilities Inc. of Florida
 200 Weathersfield Avenue
 Altamonte Springs, FL 32714

**Subject: *Mid-County Wastewater Treatment Plant Improvements
 Master Lift Station & Headworks – Bid Evaluation***

Kimley-Horn and Associates, Inc. (Kimley-Horn) provided the design and bidding services for the following projects relating to the Mid-County Wastewater Treatment Plant Improvements:

- Master Lift Station Replacement
- Headworks and Grit Removal System Improvements

The Master Lift Station Replacement Bids were received and reviewed on April 24, 2020. Upon review of the Bids, Kamminga and Roodvoets, Inc. (K&R) was determined to be the low bidder. A summary of the bid results is shown below:

Master Lift Station Replacement – Bid Review Results (April 24, 2020)	
Contractor	Total Lump Sum Bid Price
K&R	\$1,591,115.00
Westra Construction	\$1,963,748.50
TLC Diversified, Inc.	\$2,396,300.00

During the bidding phase of the Master Lift Station Replacement, the design of the Headworks and Grit Removal System Improvements was being completed. As part of the requirements for the construction of the headworks structure, the relocation of underground utilities, including the filter effluent, filter backwash line, water service, and gravity sewer connections were required. It was determined that because K&R’s bid was lower by **34%** overall and **28%** for piping installation line items, the cost for underground utility relocations would be most cost effective to complete under the contract for the Master Lift Station Replacement.

The Contract Documents for the Master Lift Station Replacement were revised to include the utility relocations required for the Headworks structure. It was requested that K&R provide a revised lump sum total for the revised bid quantities and additional scope of work. A summary of the proposed changes to the Master Lift Station Replacement contract is shown below:

Master Lift Station Replacement – Cost Changes (July 6, 2020)		
Original Bid Amount	Revised Bid Amount	Net Increase in Total Lump Sum Bid Amount
\$1,591,115.00	\$1,928,578.00	\$ 337,463.00

The Headworks and Grit Removal System Bids were received and reviewed on June 26, 2020. TLC Diversified, Inc. (TLC) was determined to be the low bidder. The anticipated cost of the Headworks project was initially higher than the bid results due to the utility relocations being removed from the scope of work and being included as part of the Master Lift Station Replacement.


A summary of both project costs as compared to the initial opinion of probable cost is included below:

Project Phase	Opinion of Probable Cost	Original Bid Amount	Proposed Total Contract Value	Contractor
Lift Station	\$1,762,613.00	\$1,591,115.00	\$1,928,578.00	K&R
Headworks	\$3,429,800.00	\$2,237,777.00	\$2,237,777.00	TLC (Pending Award)
Total	\$5,192,413.00	-	\$4,166,355.00	-

It is our opinion that including the underground utility relocations within the scope of work for the Master Lift Station improvements reduced the overall project cost for the Headworks, and the total combined cost for both projects. Additionally, completing the utility relocations and underground work with K&R will expedite the schedule and eliminate conflict coordination during construction of the Headworks and Grit Removal Improvements.

Should you have any questions, please contact Shelby Hughes at 727-498-2585 or via email at Shelby.Hughes@Kimley-Horn.com.

Sincerely,



Shelby Hughes, P.E.
Kimley-Horn and Associates, Inc.



November 15, 2018

Mike Wilson
Utilities Inc. of Florida – Mid-County
200 Weathersfield Avenue
Altamonte Springs, FL 32714

Re: Mid-County WWTP Evaluation & Preliminary Design Report
Utilities Inc. of Florida
Pinellas County, Florida

Dear Mr. Wilson:

Kimley-Horn and Associates, Inc. ("Kimley-Horn" or "Consultant") is pleased to submit this letter agreement (the "Agreement") to Utilities Inc. of Florida ("Client") for the engineering services associated with the Mid-County Wastewater Treatment Plant (WWTP) evaluation and preliminary design report (PDR).

Project Understanding

The Mid-County Services WWTP was recently placed under a consent order due to some operating permit violations. The WWTP had exceedances in Total Nitrogen, CBOD₅, TSS, and Fecal Coliform. The consent order requires that a Facility Evaluation be performed of the current treatment system, including the effluent disposal system and associated collection system. The Consultant will provide general engineering services for the following tasks outlined below:

Task 1 – Facility Evaluation & Preliminary Design Report

- A. Kimley-Horn will meet with the Client, including Mid-County WTP operators to obtain all available design information and record drawings of existing plant equipment and coordinate with staff to obtain copies of relevant documents.
- B. Kimley-Horn will perform a facility evaluation to identify any deficiencies at the current WWTP including but not limited to; both treatment trains (aeration basins and clarifiers), deep bed sand filters, chlorine contact chamber (CCC), dichlorination chamber, effluent disposal system, and solids handling system; essentially all facets of the WWTP's operation, excluding the electrical system. Findings of any deficiencies will be detailed in a Preliminary Design Report (PDR). The Mid-County WWTP will be evaluated based on permit limits established in the existing operations permit. Additional requests from Client or operators to improve or change operations of the plant will also be evaluated. All required improvements will be included in the PDR. A phasing schedule for the proposed improvements will be developed based on priority and necessity. The PDR will be used as the document to permit any proposed improvements through FDEP.
- C. Kimley-Horn will coordinate with equipment vender representatives on various types of equipment relevant to the project. A maximum of three (3) site visits will be scheduled to evaluate equipment and talk to the operators. The locations will be developed with the assistance of the vender representatives and coordinated with the Client.

- D. Kimley-Horn will prepare a PDR that shall be submitted to the Client for approval. The following information will be provided:
- Existing Plant Condition and Deficiencies
 - Proposed Improvements
 - Design parameters
 - Engineering Constraints and Limitations
 - Proposed Modifications
 - Proposed Equipment Evaluations & Alternatives Analysis
 - Recommendations
 - Schematic Layouts of Recommended Options
 - Opinion of Probable Construction Costs
- E. Kimley-Horn will review the PDR with the Client and discuss design options and available equipment/design alternatives. The Client will select the desired alternatives for the improvements required to bring the facility back into compliance.
- F. From the PDR review meeting, Kimley-Horn will revise the report and submit the final report back to the Client and FDEP.

PROJECT DELIVERABLES

1. Draft & Final PDR
2. O&MPR
3. CAR

PROJECT SCHEDULE

- Draft PDR – 60 days
- Client Review – 15 days
- Final PDR – 15 days
- Total Project Time – 90 days

Services Not Included

Any other services, including but not limited to the following, are not included in this Agreement:

- Environmental Services
- Survey
- Geotechnical
- Subsurface Utility Investigation
- Structural Engineering
- Public Involvement

Information Provided By Client

We shall be entitled to rely on the completeness and accuracy of all information provided by the Client or the Client's consultants or representatives. Documents required to be provided by the client include, but are not limited to the following:

- Mid-County Record Drawings and pertinent documents
- Existing WWTP operating information, DMR data, WWTP permitting information
- Client specific information required for completion of CIF application

Responsibilities of Client

In addition to other responsibilities set out in this Agreement, the Client shall:

- Review and comment on the deliverables
- Attend and participate in project meetings
- Reproduction of bid package submittals for project bidding
- Advertise for bids and addenda
- Public Involvement/Notification (Public Relations)
- Provide access to any portion of the site if required

Opinion of Probable Cost Disclaimer

Because the Consultant does not control the cost of labor, materials, equipment or services furnished by others, methods of determining prices, or competitive bidding or market conditions, any opinions rendered as to costs, including but not limited to opinions as to the costs of construction and materials, shall be made on the basis of its experience and represent its judgment as an experienced and qualified professional, familiar with the industry. The Consultant cannot and does not guarantee that proposals, bids or actual costs will not vary from its opinions of cost. If the Client wishes greater assurance as to the amount of any cost, it shall employ an independent cost estimator. Consultant's services required to bring costs within any limitation established by the Client will be paid for as Additional Services.

Fee and Expenses

Kimley-Horn will perform the services for Tasks 1 for the total lump sum fee of \$57,180.00

Lump sum fees will be invoiced monthly based upon the overall percentage of services performed. Payment will be due within 25 days of your receipt of the invoice and should include the invoice number and Kimley-Horn project number.

Closure

In addition to the matters set forth herein, our Agreement shall include and be subject to, and only to, the attached Standard Provisions, which are incorporated by reference. As used in the Standard Provisions, "Consultant" shall refer to Kimley-Horn and Associates, Inc., and "Client" shall refer to Utilities Inc. of Florida.

Kimley-Horn, in an effort to expedite invoices and reduce paper waste, submits invoices via email in an Adobe PDF format. We can also provide a paper copy via regular mail if requested. Include the invoice number and Kimley-Horn project number with all payments. Please provide the following information:

Please email all invoices to mawilson@uiwater.com

Please copy _____

If you concur in all the foregoing and wish to direct us to proceed with the services, please have authorized persons execute both copies of this Agreement in the spaces provided below, retain one copy, and return the other to us. We will commence services after we have received a fully-executed agreement. Fees and times stated in this Agreement are valid for sixty (60) days after the date of this letter.

To ensure proper set up of your projects so that we can get started, please complete and return with the signed copy of this Agreement the attached Request for Information. Failure to supply this information could result in delay in starting work on your project.

We appreciate the opportunity to provide these services to you. Please contact me if you have any questions.

Very truly yours,

KIMLEY-HORN AND ASSOCIATES, INC.



By: W. Wade Wood, P.E.
Project Manager



Wayne White, P.E.
Associate

Utilities Inc. of Florida

By: , President/Vice President

11/26/18
(Date)

PATRICK C. FLYNN
(Print or Type Name)

pcflyn@uiwater.com
(Email Address)

Attest:

_____, Secretary/Assistant Secretary

(Print or Type Name)

Client's Federal Tax ID: 36-2850768
 Client's Business License No.: _____
 Client's Street Address: 200 Weathersfield Avenue
Altamonte Springs, FL 32714

Attachment – Request for Information
 Attachment – Standard Provisions
Request for Information

Please return this information with your signed contract

Client Identification

Full, Legal Name of Client	Utilities Inc. of Florida				
Mailing Address for Invoices	200 Weathersfield Avenue Altamonte Springs, FL 32714				
Contact for Billing Inquiries	Mike Wilson				
Contact's Phone and e-mail	(407) 468-3268 mawilson@uiwater.com				
Client is (check one)	Owner	<input checked="" type="checkbox"/>	Agent for Owner	<input type="checkbox"/>	Unrelated to Owner

Kimley»»Horn

March 8, 2016

Mike Wilson
Utilities Inc. of Florida
aka Utilities Inc. of Florida – Mid County
200 Weathersfield Avenue
Altamonte Springs, FL 32714

Re: Professional Services Agreement for Surveying and Mapping of the Mid County WWTP
Utilities Inc. of Florida
Pinellas County, Florida

Dear Mr. Wilson:

Kimley-Horn and Associates, Inc. ("Kimley-Horn" or "Consultant") is pleased to submit this letter agreement (the "Agreement") to Utilities Inc. of Florida ("Client") for surveying and mapping of the Mid County WWTP.

Project Understanding

The Client does not possess a site map or site boundary map for the Mid County Wastewater Treatment Plant (WWTP). The WWTP is located within the Doral Mobile Home Village in Dunedin, FL. The Client has requested Kimley-Horn to develop a physical survey and boundary survey for the Mid County WWTP.

Scope of Services

- Perform a title search in order to identify the deed legal description and any right-of-way takings, easements, conveyances, restrictions, and/or other matters of survey in the Public Records that may affect subject property.
- Perform a Boundary and Topographic survey of the project site. The survey will include the mapping of any visible aboveground encroachments either way across boundary lines.
 - The survey will include any visible aboveground site improvements, utilities and appurtenances. Underground utilities will be graphically depicted on the survey drawing(s) in accordance with visible appurtenances. Since no subsurface utility exploration (SUE) is included the completeness and/or accuracy of any subsurface data represented on the survey drawing(s) cannot be guaranteed. Kimley-Horn will combine the survey with the available record drawings from the facility to create a depiction of the site piping.
 - Determine site elevations on a maximum fifty (50) foot grid, at grade breaks, at changes in direction on curbing/paving and extending to the centerline of adjoining roadways. All elevations will be referenced to the NAVD 88 vertical datum. A minimum of 2 project benchmarks will be established. All data will be referenced to Florida State Plane Coordinates – NAD 83/11 datum – Florida West Zone.
 - The survey will locate/identify living trees with a 4-inch or greater DBH (diameter @ breast height).
- Kimley-Horn will provide the Client five (5) hard copies of the finished property boundary and surveys, including one pdf electronic copy. Additionally, one (1) finished property

boundary and survey will be matted to a board for display in the office at the Mid County WWTP.

Services Not Included

Any other services, including but not limited to the following, are not included in this Agreement:

- Design of any kind
- Environmental
- Geotechnical
- Structural
- Public Involvement

Information Provided By Client

We shall be entitled to rely on the completeness and accuracy of all information provided by the Client or the Client's consultants or representatives.

- Project Site As-Builts

Responsibilities of Client

In addition to other responsibilities set out in this Agreement, the Client shall provide access to the site.

Fee and Expenses

Kimley-Horn will perform the services described above for the total lump sum fee **\$15,300.00**.

Lump sum fees will be invoiced monthly based upon the overall percentage of services performed. Payment will be due within 25 days of your receipt of the invoice and should include the invoice number and Kimley-Horn project number.

Closure

In addition to the matters set forth herein, our Agreement shall include and be subject to, and only to, the attached Standard Provisions, which are incorporated by reference. As used in the Standard Provisions, "Consultant" shall refer to Kimley-Horn and Associates, Inc., and "Client" shall refer to Utilities Inc. of Florida.

Kimley-Horn, in an effort to expedite invoices and reduce paper waste, submits invoices via email in an Adobe PDF format. We can also provide a paper copy via regular mail if requested. Include the invoice number and Kimley-Horn project number with all payments. Please provide the following information:

Please email all invoices to mawilson@uiwater.com

Please copy _____

If you concur in all the foregoing and wish to direct us to proceed with the services, please have authorized persons execute both copies of this Agreement in the spaces provided below, retain

one copy, and return the other to us. We will commence services after we have received a fully-executed agreement. Fees and times stated in this Agreement are valid for sixty (60) days after the date of this letter.

To ensure proper set up of your projects so that we can get started, please complete and return with the signed copy of this Agreement the attached Request for Information. Failure to supply this information could result in delay in starting work on your project.

We appreciate the opportunity to provide these services to you. Please contact me if you have any questions.

Very truly yours,

KIMLEY-HORN AND ASSOCIATES, INC.




By: W. Wade Wood, III, P.E.
Senior Project Manager



Scott Gilner, P.E.
Vice President

Utilities Inc. of Florida

By: , President/Vice President
 3/9/16

(Date)

PATRICK C. FLYNN
 (Print or Type Name)

pcflynn@uiwater.com
 (Email Address)

Attest:
 _____, Secretary/Assistant Secretary

 (Print or Type Name)

Client's Federal Tax ID: _____
 Client's Business License No.: _____
 Client's Street Address: 200 Weathersfield Avenue
Altamonte Springs, FL 32714

Attachment – Request for Information
 Attachment – Standard Provisions
Request for Information

Please return this information with your signed contract

Client Identification

Full, Legal Name of Client	Utilities Inc. of Florida				
Mailing Address for Invoices	200 Weathersfield Avenue Altamonte Springs, FL 32714				
Contact for Billing Inquiries	Mike Wilson				
Contact's Phone and e-mail	(407) 468-3268 mawilson@uiwater.com				
Client is (check one)	Owner	<input checked="" type="checkbox"/>	Agent for Owner	<input type="checkbox"/>	Unrelated to Owner



August 19, 2019

Mike Wilson
Utilities Inc. of Florida
200 Weathersfield Avenue
Altamonte Springs, FL 32714

Re: Professional Services Agreement for Mid-County Master Lift Station Replacement
Utilities Inc. of Florida
Pinellas County, Florida

Dear Mr. Wilson:

Kimley-Horn and Associates, Inc. ("Kimley-Horn" or "Consultant") is pleased to submit this letter agreement (the "Agreement") to Utilities Inc. of Florida ("Client") for providing design, permitting, and construction phase services for the Mid-County Master Lift Station Replacement.

Project Understanding

The existing master lift station is located at the Mid-County Wastewater Treatment Plant (WWTP) in Pinellas County, FL and is reaching the end of its useful life. The potential structural failure of the existing wet well arched-wall tank and the limitations of the existing pumps will require the master lift station to be replaced, rather than rehabilitated.

The placement of the new master lift station will be just north of the existing lift station. The replacement lift station will be a triplex submersible lift station with a design flow of 1250 gpm per pump. The required wet well diameter is 12 FT to accommodate pump spacing and size requirements. The pumps should be controlled by VFDs to accommodate variations in flow. The head condition is assumed to be 40 FT total dynamic head (TDH), however this may change depending on the placement and design of the force main and receiving headworks. The lift station is intended to operate as a Class I reliable triplex submersible station for redundancy during pump maintenance or rehabilitation. New mechanical piping, rails, control panels, valves, pressure transducer, flow meter, fittings and appurtenances will be required. The wet well depth is anticipated to be 25 FT. Steel reinforced polymer concrete is recommended for the precast wet well to increase the longevity of the service life. The existing generator is sufficient for the proposed lift station.

A 10-inch force main from the proposed valve vault to the headworks will be required to meet a target velocity between 5 and 7 fps. A grease interceptor to separate the collection system's fats, oils and grease (FOG) from the WWTP's influent is required. The grease interceptor will decrease the buildup of FOG in downstream processes and piping which can limit the facility's effective capacity.

Demolition of existing equipment in the lift station, modifications, and tie-ins to the existing wet well will require a bypassing plan for the three (3) gravity fed influent lines that enter the existing master lift station. A prefabricated manhole will be installed within the existing wet well to act as a terminal manhole. An 18-inch gravity pipe will be required to route flow from the existing wet well (following conversion to terminal manhole) to the proposed master lift station.



Prior to the completion of the downstream improvements to the headworks and biological treatment system, the VFD's will require a maximum operating speed set point to mimic existing operating conditions to avoid overloading the treatment plant.

The lift station will require permitting through FDEP and Pinellas County.

Scope of Services

TASK 1 – DESIGN

Kimley-Horn will design the proposed lift station using a survey of the surrounding area. A survey of the Mid-County WWTP was completed in 2016 and will be updated as part of Task 1 of the scope of services. The proposed survey will be tied to set benchmarks. Geotechnical engineering will also be required for the wet well design. Geotechnical services for four (4) forty-foot SPT borings is included as part of Task 1 of the scope of services. Electrical Engineering will be required for the panel replacement and relocation in addition to the instrumentation and controls required for integration with the SCADA system on-site.

Construction plans will be set up in 11" x 17" format. Plans will include the following sheets:

- Standard Cover sheet
- General Notes and Legend
- Lift Station Demolition Plan
- Lift Station Site Plan
- Lift Station Mechanical and Structural Plan
- Lift Station Bypassing and Construction Phasing Plan
- Lift Station Electrical Plans (to be completed by electrical engineer)
- Gravity Main Plan Sheet and Connection Detail
- Force Main Plan Sheet and Connection Detail
- Grease Interceptor Detail
- Typical details

Plans will be delivered to the Client electronically for review and comment at the 60% and 90% design phases. Kimley-Horn will meet with staff on site to review and discuss any comments. Kimley-Horn will revise the plans as necessary and resubmit to the Client up to one (1) time per submittal.

Kimley-Horn will prepare front-end and technical specifications for the 90% submittal based on standard Specifications utilized by Utilities Inc. Specifications, including bid form, schedule, and measurement and payment sections will be updated to reflect project specific content.

Kimley-Horn will prepare quantity take-offs and an opinion of probable cost and inform Client during the design process of cost changes caused by significant design changes that increase the project construction cost.

TASK 2 – PERMITTING

Kimley-Horn will prepare and submit the FDEP Notification/Application for Constructing a Domestic Wastewater Collection/Transmission System, Form 62-604.300(8)(a). This application carries a permit application fee of \$250, for Notice of Intent to Use a General Permit. Kimley-Horn will provide all supporting documentation along with the permit.

Note: FDEP permit fees will be paid for by Kimley-Horn and will be included as a reimbursable expense.



Note: Contractor shall be responsible for submitting and obtaining a Pinellas County Building permit and right-of-way permit if required. Kimley-Horn will provide the contractor the supporting documentation.

Any additional permitting requirements, beyond those listed herein, would be considered an Additional Service.

TASK 3 – BIDDING AND SERVICES DURING CONSTRUCTION

Kimley-Horn will coordinate with a minimum of five (5) pre-selected contractors for distribution of plans. Kimley-Horn will provide clarifications during the bidding phase to technical inquiries received and provide language for addenda, as necessary, and issue them to the contractor. Following receipt of the bids, Kimley-Horn will review provide a letter of recommendation to the Client.

Kimley-Horn will coordinate a pre-construction conference prior to commencement of work at the site. Kimley-Horn will provide five (5) copies of signed and sealed Conformed Documents to the contractor for the Pinellas County building permit or right-of-way permit if required.

Kimley-Horn will review and approve or take other appropriate action in respect to shop drawings and samples and other data which Contractor is required to submit based on permit conditions, but only for conformance with the information given in the Contract Documents. Such review and approvals or other action will not extend to means, methods, techniques, equipment choice and usage, sequences, schedules, or procedures of construction or to related safety precautions and programs.

Kimley-Horn will provide on-site construction observation services during the construction phase of the project. Kimley-Horn will make up to four (4) visits during construction to observe the progress of the Work. Such visits and observations by Kimley-Horn are not intended to be exhaustive or to extend to every aspect of Contractor's work in progress. Observations are to be limited to spot checking, selective measurement, and similar methods of general observation of the Work based on Consultant's exercise of professional judgment. Based on information obtained during such visits and such observations, Consultant will evaluate whether Contractor's work is generally proceeding in accordance with the Contract Documents, and Consultant will keep Client informed of the general progress of the Work.

The purpose of Kimley-Horn's site visits will be to enable Consultant to better carry out the duties and responsibilities specifically assigned in this Agreement to Consultant, and to provide Client a greater degree of confidence that the completed Work will conform in general to the Contract Documents. Consultant shall not, during such visits or as a result of such observations of Contractor's work in progress, supervise, direct, or have control over Contractor's work, nor shall Kimley-Horn have authority over or responsibility for the means, methods, techniques, equipment choice and usage, sequences, schedules, or procedures of construction selected by Contractor, for safety precautions and programs incident to Contractor's work, nor for any failure of Contractor to comply with laws and regulations applicable to Contractor's furnishing and performing the work. Accordingly, Consultant neither guarantees the performance of any Contractor nor assumes responsibility for any Contractor's failure to furnish and perform its work in accordance with the Contract Documents.

Consultant will, promptly after notice from Contractor that it considers the entire work ready for its intended use, in company with Client and Contractor, conduct a site visit to determine if the work is substantially complete. Work will be considered substantially complete following satisfactory completion of all items with



the exception of those identified on a final punch list. If after considering any objections of Client, Consultant considers the Work substantially complete, Consultant will notify Client and Contractor.

Consultant will conduct a fifth, final site visit to determine if the completed Work of Contractor is generally in accordance with the Contract Documents and the final punch list so that Consultant may recommend, in writing, final payment to Contractor. Accompanying the recommendation for final payment, Consultants shall also provide a notice that the Work is generally in accordance with the Contract Documents to the best of Consultant's knowledge, information, and belief based on the extent of its services and based upon information provided to Consultant upon which it is entitled to rely.

Consultant shall not be responsible for the acts or omissions of any Contractor, or of any of their subcontractors, suppliers, or of any other individual or entity performing or furnishing the work. Consultant shall not have the authority or responsibility to stop the work of any Contractor.

Services Not Included

Any other services, including but not limited to the following, are not included in this Agreement:

- Environmental
- Public Involvement

Information Provided By Client

We shall be entitled to rely on the completeness and accuracy of all information provided by the Client or the Client's consultants or representatives.

- As-Builts

Responsibilities of Client

In addition to other responsibilities set out in this Agreement, the Client shall:

- Access to the Site



Fee and Expenses

Kimley-Horn will perform the services in Tasks 1 - 3 for the total lump sum fee below. Individual task amounts are informational only. All permitting, application, and similar project fees will be paid directly by the Consultant.

Task 1 Design	<u>\$74,000.00</u>
Includes:	
2016 Topo and Boundary Survey Update	\$ 5,000.00
Geotechnical Investigations	\$ 5,200.00
Electrical Engineering	\$ 7,500.00
Task 2 Permitting	<u>\$ 5,000.00</u>
Task 3 Bidding and Construction Phase Service	<u>\$22,000.00</u>
Total Lump Sum Fee	<u>\$101,000.00</u>

Lump sum fees will be invoiced monthly based upon the overall percentage of services performed. Payment will be due within 25 days of your receipt of the invoice and should include the invoice number and Kimley-Horn project number.