



March 19, 2020

Bryan Gongre
Utilities Inc., of Florida
200 Weathersfield Ave.
Altamonte Springs, FL 32714

Re: C-1 Force Main Replacement Proposal
Sanlando Service Area

Dear Bryan:

Kimley-Horn and Associates, Inc. ("Kimley-Horn" or "Consultant") is pleased to submit this letter agreement (the "Agreement") to Utilities Inc., of Florida ("Client") for providing services related to the designing the replacement 12-inch C-1 force main. The force main will be replaced from the west side of the I-4 crossing to the new force main located in the Springs subdivision.

Project Understanding

The C-1 force main is modeled to be approximately 3,100 feet of 12-inch force main and connect to the 12" force main recently installed in the Springs development. The route runs along an easement from the I-4 right of way to Markham Woods Road. The route continues south along Markham Woods Road and cuts west through another easement to cross a creek to get to the ultimate point of connection. The route along Markham Woods Road is expected to be tight and several soft digs are planned along the route to better define the subsurface conditions. Additionally, a small amount of surveying will be completed to map the bottom of the creek to be able to properly design the creek crossing with sufficient depth.

Scope of Services

Kimley-Horn will provide the services specifically set forth below.

Task 1 – Route Analysis

This task includes soft digs to positively locate the force main in six locations and to survey the limits and bottom of the creek. No environmental work is included in this task to identify wetland limits as the intent is to directionally drill under any of these areas. The route is preliminarily set, but the discovery of these locations may cause some modification.

Task 2 – Design and Permitting

This task is the preparation of plans and specifications for the selected force main route. A survey of the entire route will not be performed, however. Sanlando GIS, record drawings, and soft dig information will be used to lay out the force main and water main for the construction plans. The plans will be developed in 20 scale. No profiles will be developed.

Technical specifications and bidding documents will be prepared. A private bid will be solicited from at least three contractors. Bid documents will be electronically distributed to bidders. Any questions during the bidding period will be addressed as needed. Bids will be received electronically, reviewed, and

tabulated for consideration.

FDEP force main permitting will be the only required permit for this project.

Task 3 – Construction Services

This task will include any shop drawing review, responses to contractor questions, inspection of progress (as requested), review of final testing and clearance, and record drawing preparation.

Services Not Included

Any other services, including but not limited to the following, are not included in this Agreement:

- Geotechnical
- Environmental
- Survey
- Structural
- Electrical

Additional Services

Any services not specifically provided for in the above scope will be billed as additional services and performed at our then current hourly rates.

Information Provided By Client

We shall be entitled to rely on the completeness and accuracy of all information provided by the Client or the Client's consultants or representatives.

Fee and Expenses

Kimley-Horn will perform the services in Tasks 1 - 3 for the total lump sum fee below. Individual task amounts are informational only. All permitting, application, and similar project fees will be paid directly by the Client.

Task 1: Route Analysis	\$10,000
Task 2: Design and Permitting	\$45,000
Task 3: Construction Services	\$12,000
Total Lump Sum Fee	\$67,000

Lump sum fees will be invoiced monthly based upon the overall percentage of services performed. Payment will be due within 25 days of your receipt of the invoice and should include the invoice number and Kimley-Horn project number.

Closure

In addition to the matters set forth herein, our Agreement shall include and be subject to, and only to, the attached Standard Provisions, which are incorporated by reference. As used in the Standard


Provisions, "Consultant" shall refer to Kimley-Horn and Associates, Inc., and "Client" shall refer to Utilities Inc., of Florida.


Kimley-Horn, in an effort to expedite invoices and reduce paper waste, submits invoices via email in an Adobe PDF format. We can also provide a paper copy via regular mail if requested. Please include the invoice number and Kimley-Horn project number with all payments.

If you concur in all the foregoing and wish to direct us to proceed with the services, please have authorized persons execute both copies of this Agreement in the spaces provided below, retain one copy, and return the other to us. We will commence services only after we have received a fully-executed agreement. Fees and times stated in this Agreement are valid for ninety (90) days after the date of this letter.

We appreciate the opportunity to provide these services to you. Please contact me if you have any questions.

Very truly yours,
KIMLEY-HORN AND ASSOCIATES, INC.


By: Steve Romano, PE
Sr. Project Manager


Authorized By: Jay Jackson, PE
Title: Principal/Sr. Vice President

AUTHORIZED BY:
UTILITIES INC., OF FLORIDA


Printed Name: Bryan K. Gungre
Title: Regional Manager

6/25/2020
Date

Attachment – Standard Provisions



February 16, 2020

Bryan Gongre
Utilities Inc., of Florida
200 Weathersfield Ave.
Altamonte Springs, FL 32714

Re: F-5 Force Main Replacement
Sanlando Service Area

Dear Bryan:

Kimley-Horn and Associates, Inc. ("Kimley-Horn" or "Consultant") is pleased to submit this letter agreement (the "Agreement") to Utilities Inc., of Florida ("Client") for providing services related to the designing a replacement force main from the F-5 master pump station north through the Alexander development to the stub out in the Duke Power Easement.

Project Understanding

The force main system in the Sanlando service area has been modeled to determine a more effective configuration. This configuration includes a new force main from the F-5 master pump station to be constructed along the stormwater easements along the Alexander property. This property was the redevelopment of the old Sabal Point golf course. This route is approximately 5400 linear feet and appears generally clear. However, at the Duke substation there is very little space. As an alternate route, the force main can be rerouted along Sabal Palm Drive where it crosses the easement. This increases the route by approximately 200 linear feet but potentially has fewer conflicts.

Scope of Services

Kimley-Horn will provide the services specifically set forth below.

Task 1 – Force Main Route Analysis

The existing route runs along Wekiva Springs Road and constitutes the shortest route, however there is little remaining space along Wekiva Springs Road for another pipeline. Therefore, the route north through the Alexander development is more practical. There are a few tight areas through this route but it is generally open. As part of the route analysis Kimley-Horn will review the record drawings of the Alexander development, existing GIS drawings, and up to 10 soft digs along the route to confirm existing piping. A physical review of the route will be completed to confirm the recorded data available.

Task 2 – Design and Permitting

This task is the preparation of plans and specifications for the selected raw water main route. A survey of the route will not be performed. Sanlando GIS, record drawings, and soft dig information will be used to lay out the force main for the construction plans. The plans will be developed in 20 scale. Profiles will be required for road crossings.

Technical specifications and bidding documents will be prepared. A private bid will be solicited from at least three contractors. Bid documents will be electronically distributed to bidders. Any questions during

the bidding period will be addressed as needed. Bids will be received electronically, reviewed, and tabulated for consideration.

FDEP permitting will be required for this project for the force main route. The route will also be coordinated with Duke Energy to construct the pipeline in the power easement. Duke has specific design requirements which will need to be complied with within the plans. A right of way utilization permit will be required by Seminole County and we will assist the selected contractor as needed.

Task 3 – Construction Services

This task will include any shop drawing review, responses to contractor questions, inspection of progress (as requested), review of final testing and clearance, and record drawing preparation.

Services Not Included

Any other services, including but not limited to the following, are not included in this Agreement:

- Geotechnical
- Survey
- Structural
- Electrical

Additional Services

Any services not specifically provided for in the above scope will be billed as additional services and performed at our then current hourly rates.

Information Provided By Client

We shall be entitled to rely on the completeness and accuracy of all information provided by the Client or the Client's consultants or representatives.

Fee and Expenses

Kimley-Horn will perform the services in Tasks 1 - 3 for the total lump sum fee below. Individual task amounts are informational only. All permitting, application, and similar project fees will be paid directly by the Client.

Task 1 Force Main Route Analysis	\$12,000
Task 2: Design and Permitting	\$53,000
Task 3: Construction Services	\$15,000
Total Lump Sum Fee	\$80,000

Lump sum fees will be invoiced monthly based upon the overall percentage of services performed. Payment will be due within 25 days of your receipt of the invoice and should include the invoice number and Kimley-Horn project number.

Closure

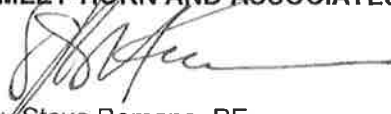
In addition to the matters set forth herein, our Agreement shall include and be subject to, and only to, the attached Standard Provisions, which are incorporated by reference. As used in the Standard Provisions, "Consultant" shall refer to Kimley-Horn and Associates, Inc., and "Client" shall refer to Utilities Inc., of Florida.

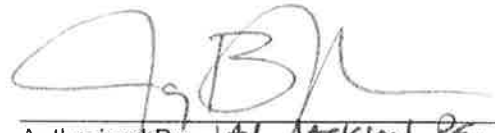
Kimley-Horn, in an effort to expedite invoices and reduce paper waste, submits invoices via email in an Adobe PDF format. We can also provide a paper copy via regular mail if requested. Please include the invoice number and Kimley-Horn project number with all payments.

If you concur in all the foregoing and wish to direct us to proceed with the services, please have authorized persons execute both copies of this Agreement in the spaces provided below, retain one copy, and return the other to us. We will commence services only after we have received a fully-executed agreement. Fees and times stated in this Agreement are valid for ninety (90) days after the date of this letter.

We appreciate the opportunity to provide these services to you. Please contact me if you have any questions.

Very truly yours,
KIMLEY-HORN AND ASSOCIATES, INC.


By: Steve Romano, PE
Sr. Project Manager


Authorized By: JAY JACKSON, PE
Title: SR VP

AUTHORIZED BY:

UTILITIES INC., OF FLORIDA


Printed Name: Bryan Gongre
Title: Regional Manager

6/25/2020
Date

Attachment – Standard Provisions



February 16, 2020

Bryan Gongre
Utilities Inc., of Florida
200 Weathersfield Ave.
Altamonte Springs, FL 32714

Re: L-2 Force Main Replacement
Sanlando Service Area

Dear Bryan:

Kimley-Horn and Associates, Inc. ("Kimley-Horn" or "Consultant") is pleased to submit this letter agreement (the "Agreement") to Utilities Inc., of Florida ("Client") for providing services related to the designing a replacement force main from the Wheatland lift station to the connection point on the Wekiva WRF site.

Project Understanding

The L-2 force main is modeled to be an 8-inch force main and connect to the 24" force main under design at the southwest corner of the treatment plant site. The route runs along a rear property easement until it reaches the treatment facility. The route is expected to be largely open for construction, however a new sidewalk will need to be placed in the route that is outside of the treatment facility limits.

Scope of Services

Kimley-Horn will provide the services specifically set forth below.

Task 1 – Route Analysis

This task includes soft digs to positively locate the force main in three locations. The route is preliminarily set, but the discovery of these locations may cause some modification.

Task 2 – Design and Permitting

This task is the preparation of plans and specifications for the selected route. A survey of the route will not be performed. Sanlando GIS, record drawings, and soft dig information will be used to lay out the force main for the construction plans. The plans will be developed in 20 scale. No profiles will be developed.

Technical specifications and bidding documents will be prepared. A private bid will be solicited from at least three contractors. Bid documents will be electronically distributed to bidders. Any questions during the bidding period will be addressed as needed. Bids will be received electronically, reviewed, and tabulated for consideration.

FDEP force main permitting will be the only required permits for this project.

Task 3 – Construction Services

This task will include any shop drawing review, responses to contractor questions, inspection of progress (as requested), review of final testing and clearance, and record drawing preparation.

Services Not Included

Any other services, including but not limited to the following, are not included in this Agreement:

- Geotechnical
- Survey
- Structural
- Electrical

Additional Services

Any services not specifically provided for in the above scope will be billed as additional services and performed at our then current hourly rates.

Information Provided By Client

We shall be entitled to rely on the completeness and accuracy of all information provided by the Client or the Client's consultants or representatives.

Fee and Expenses

Kimley-Horn will perform the services in Tasks 1 - 3 for the total lump sum fee below. Individual task amounts are informational only. All permitting, application, and similar project fees will be paid directly by the Client.

Task 1: Force Main Route Analysis	\$3,000
Task 2: Design and Permitting	\$30,000
Task 3: Construction Services	\$5,500
Total Lump Sum Fee	\$38,500

Lump sum fees will be invoiced monthly based upon the overall percentage of services performed. Payment will be due within 25 days of your receipt of the invoice and should include the invoice number and Kimley-Horn project number.

Closure


In addition to the matters set forth herein, our Agreement shall include and be subject to, and only to, the attached Standard Provisions, which are incorporated by reference. As used in the Standard Provisions, "Consultant" shall refer to Kimley-Horn and Associates, Inc., and "Client" shall refer to Utilities Inc., of Florida.


Kimley-Horn, in an effort to expedite invoices and reduce paper waste, submits invoices via email in an Adobe PDF format. We can also provide a paper copy via regular mail if requested. Please include the invoice number and Kimley-Horn project number with all payments.

If you concur in all the foregoing and wish to direct us to proceed with the services, please have authorized persons execute both copies of this Agreement in the spaces provided below, retain one copy, and return the other to us. We will commence services only after we have received a fully-executed agreement. Fees and times stated in this Agreement are valid for ninety (90) days after the date of this letter.

We appreciate the opportunity to provide these services to you. Please contact me if you have any questions.


Very truly yours,
KIMLEY-HORN AND ASSOCIATES, INC.


By: Steve Romano, PE
Sr. Project Manager


Authorized By: Jay Jackson, PE
Title: SR VP

AUTHORIZED BY:

UTILITIES INC., OF FLORIDA


Printed Name: Bryan Gongre
Title: Regional Manager

6/25/2020
Date

Attachment – Standard Provisions