

BUSINESS CASE FORM

New Project or Budget Change? **Assigned Project #**

Requested by: **Date:**
Project Manager / Area Manager

Project Name:

Company:

Business Unit:

Project Owner:

BU Type:

Project Manager:

Budget Owner / RP:

Start Date:

Region:

Estimated End Date:

State:

Primarily Like-For-Like Asset Replacement?

Project Type: (check all that apply)

Will project replace/retire any assets:

- Growth
- Maintenance
- Replacement
- Upgrade
- Cost Reduction
- EH&S Compliance
- Other
- Developer Agreement
- Divestment
- Acquisition
- Rate Case
- Deferred Maintenance

	Engineering	Construction	Total
Previously Requested:	175,000	1,591,115	1,766,115
This Request:		337,463	337,463
Still to be Requested:			0
Total Project Budget:	175,000	1,928,578	2,103,578

Description:

This request for an increase in project costs of \$337,463.00 reflects additional work as part of a redesign in the project. The gravity sewer main that was designed to run through the middle of the plant was redirected due to the assumption of constructability cost. The original corridor for the gravity main was to run through the area between the north and the south processing plants, that corridor has multiple conflicts to negotiate as part of the construction, and in the past has required days of hand digging due to those critical conflicts. The conflicts include electrical conduits, multiple piping conflicts, etc. with all of the old plant piping in the same corridor and minimal as-builts of existing conflicts.

The option of rerouting the gravity sewer around the existing plant and installing additional manholes to accomplish this results in easier, faster and safer constructability by avoiding the existing plant piping that is underground and directly in the corridor of the previous plans. The plans and scope of work will also add pressure testing of a section of the existing filter backwash piping for use as the lift station force main.

These changes to the project will add the following elements to the project cost:

1. Installation of 5 additional polymer lined concrete manholes.
2. Install additional 85 LF of 8" PVC GSM.
3. Install additional 485 LF of 18" PVC GSM.
4. Install additional 145 LF of 12" PVC GSM.

UIF contracted with Kimley-Horn and Associates in 2018 to prepare a Preliminary Design Report (PDR) regarding the Mid-County WWTP. This PDR was required under the terms of a 2018 Consent Order issued by FDEP in response to exceedances of permit limits, primarily TN, after the North Plant clarifier failed in December 2017. The PDR evaluated the treatment plant components as well as the collection system to determine the cause/s of the noncompliance's and to propose plant modifications, if any, that would be necessary to allow the plant to meet permit limits reliably. The replacement of the original master lift station at the WWTP was recommended by Kimley-Horn due to the badly deteriorated condition of the arched wall wet well, the insufficient pumping capacity and lift station piping. The existing pumps are Gorman Rupp suction lift pumps, rated at about 600 gpm each, that will be retired. The cost of the PDR was included in the original project scope and budget as well as the engineering services to design, permit and bid the replacement master lift station.

The construction phase of the project includes the following elements:

1. Construction inspection services.
2. Relocate the existing lift station by installing a standard duplex pump station with 45 Hp Flygt pumps, piping and appurtenances into a polymer-added precast

Timeline Considerations:

This project is driven by the age and condition of specific components of the Mid-County WWTP. The collection system was negatively impacted by frequent heavy rain events resulting in SSO's and elevated TN values that exceed permit limits, which warranted an engineering evaluation in conformance with the deadlines contained in the open Consent Order. The master lift station's deteriorated condition is a high priority that must be addressed without delay to avoid a catastrophic failure.

Inter-dependent Project Project Number: Project Name: (If applicable)

Have engineering evaluations been performed? Engineering project number: (If applicable)

JUSTIFICATION / ALTERNATIVES

Justification and Benefits:

The Mid-County WWTP is an extended aeration, Type I facility that contains two treatment trains. The North Plant (0.300 mgd) and the South Plant (0.600 mgd) have a total permitted capacity of 0.900 mgd. The Mid-County WWTP service area consists of approximately 2,760 wastewater connections comprised of light commercial, single family, and multi-family properties. Dry weather flow averages about 0.70-0.75 mgd. Wet weather flow may spike above 1.3 mgd and cause the master lift station and adjacent sewer main to become surcharged for lengthy time periods. The collection system components include:

- 18 lift stations
- 5.6 miles of 2"- 8" force main
- 34.2 miles of 6" and 8" gravity mains (90% VCP)

The WWTP and most of the existing gravity collection system were built primarily in the 1970's and 1980's. Excess inflow and infiltration (I&I) occurs frequently during the rainy season, May-October. The Mid-County I&I Analysis, completed in December 2018, concluded that I&I is prevalent throughout the Mid-County system, but primarily in the SE quadrant, and that peak flow events directly correlate with wet weather conditions.

The completion of this new lift station will provide the next step of a multi-phased plan to upgrade and modify the design of the WWTP. It will provide the means to reduce the potential for collection system surcharge issues. By upgrading the lift station's pumping capacity to 2,000 gpm with either pump out of service, the water level in the wet well will remain below the invert of the inlet pipe and thus avoid surcharging conditions and the resulting solids deposition in the gravity mains.

A separate project will include the design, permitting, bidding and construction of new pretreatment equipment including grit removal, screening, and screening compactor components.

Risk Evaluation

The Kimley-Horn evaluation of the master lift station identified severe corrosion of the arched wall wet well with a high risk of failure in the near term. Additionally, the suction lift pumps are unable to keep up with the incoming flow during rain events causing the three separate incoming gravity mains to surcharge. The pump discharge piping is routed through the wet well before connecting to the plant's splitter box. The DIP pipe is heavily corroded due to exposure to hydrogen sulfide in the wet well. There is only a very small access port to the wet well, which is inadequate for accessing the wet well to complete maintenance and repair tasks. There are numerous underground conflicts in and around the lift station that make excavation at depth extremely problematic and costly. As well, the station is <50 feet from Curlew Creek, which historically reaches flood levels in extended or severe wet weather periods.

Alternatives Considered:

1. Keep the existing lift station components in service in their present location. This is not feasible because of the severe structural condition of the existing wet well, which is located adjacent to Curlew Creek that tends to rise to flood level frequently and poses a risk of inundating the lift station.
2. Install a third suction lift pump or bypass pump to increase the station's pumping capacity. This would not address the arched wall wet well's current condition. There would continue to be a high risk of failure and consequence of failure.

Technical Review Summary:

The treatment plant and collection system analysis and evaluation has been ongoing with Kimley-Horn staff, field operations staff and the Florida BU's management team.

Kimley»»Horn

March 8, 2016

Mike Wilson
Utilities Inc. of Florida
aka Utilities Inc. of Florida – Mid County
200 Weathersfield Avenue
Altamonte Springs, FL 32714

Re: Professional Services Agreement for Surveying and Mapping of the Mid County WWTP
Utilities Inc. of Florida
Pinellas County, Florida

Dear Mr. Wilson:

Kimley-Horn and Associates, Inc. ("Kimley-Horn" or "Consultant") is pleased to submit this letter agreement (the "Agreement") to Utilities Inc. of Florida ("Client") for surveying and mapping of the Mid County WWTP.

Project Understanding

The Client does not possess a site map or site boundary map for the Mid County Wastewater Treatment Plant (WWTP). The WWTP is located within the Doral Mobile Home Village in Dunedin, FL. The Client has requested Kimley-Horn to develop a physical survey and boundary survey for the Mid County WWTP.

Scope of Services

- Perform a title search in order to identify the deed legal description and any right-of-way takings, easements, conveyances, restrictions, and/or other matters of survey in the Public Records that may affect subject property.
- Perform a Boundary and Topographic survey of the project site. The survey will include the mapping of any visible aboveground encroachments either way across boundary lines.
 - The survey will include any visible aboveground site improvements, utilities and appurtenances. Underground utilities will be graphically depicted on the survey drawing(s) in accordance with visible appurtenances. Since no subsurface utility exploration (SUE) is included the completeness and/or accuracy of any subsurface data represented on the survey drawing(s) cannot be guaranteed. Kimley-Horn will combine the survey with the available record drawings from the facility to create a depiction of the site piping.
 - Determine site elevations on a maximum fifty (50) foot grid, at grade breaks, at changes in direction on curbing/paving and extending to the centerline of adjoining roadways. All elevations will be referenced to the NAVD 88 vertical datum. A minimum of 2 project benchmarks will be established. All data will be referenced to Florida State Plane Coordinates – NAD 83/11 datum – Florida West Zone.
 - The survey will locate/identify living trees with a 4-inch or greater DBH (diameter @ breast height).
- Kimley-Horn will provide the Client five (5) hard copies of the finished property boundary and surveys, including one pdf electronic copy. Additionally, one (1) finished property

boundary and survey will be matted to a board for display in the office at the Mid County WWTP.

Services Not Included

Any other services, including but not limited to the following, are not included in this Agreement:

- Design of any kind
- Environmental
- Geotechnical
- Structural
- Public Involvement

Information Provided By Client

We shall be entitled to rely on the completeness and accuracy of all information provided by the Client or the Client's consultants or representatives.

- Project Site As-Builts

Responsibilities of Client

In addition to other responsibilities set out in this Agreement, the Client shall provide access to the site.

Fee and Expenses

Kimley-Horn will perform the services described above for the total lump sum fee **\$15,300.00**.

Lump sum fees will be invoiced monthly based upon the overall percentage of services performed. Payment will be due within 25 days of your receipt of the invoice and should include the invoice number and Kimley-Horn project number.

Closure

In addition to the matters set forth herein, our Agreement shall include and be subject to, and only to, the attached Standard Provisions, which are incorporated by reference. As used in the Standard Provisions, "Consultant" shall refer to Kimley-Horn and Associates, Inc., and "Client" shall refer to Utilities Inc. of Florida.

Kimley-Horn, in an effort to expedite invoices and reduce paper waste, submits invoices via email in an Adobe PDF format. We can also provide a paper copy via regular mail if requested. Include the invoice number and Kimley-Horn project number with all payments. Please provide the following information:

Please email all invoices to mawilson@uiwater.com

Please copy _____

If you concur in all the foregoing and wish to direct us to proceed with the services, please have authorized persons execute both copies of this Agreement in the spaces provided below, retain

one copy, and return the other to us. We will commence services after we have received a fully-executed agreement. Fees and times stated in this Agreement are valid for sixty (60) days after the date of this letter.

To ensure proper set up of your projects so that we can get started, please complete and return with the signed copy of this Agreement the attached Request for Information. Failure to supply this information could result in delay in starting work on your project.

We appreciate the opportunity to provide these services to you. Please contact me if you have any questions.

Very truly yours,

KIMLEY-HORN AND ASSOCIATES, INC.




By: W. Wade Wood, III, P.E.
Senior Project Manager



Scott Gilner, P.E.
Vice President

Utilities Inc. of Florida

By: , President/Vice President
3/9/16

(Date)

PATRICK C. FLYNN
(Print or Type Name)

pcflynn@uiwater.com
(Email Address)

Attest:
_____, Secretary/Assistant Secretary

(Print or Type Name)

Client's Federal Tax ID: _____
Client's Business License No.: _____
Client's Street Address: 200 Weathersfield Avenue
Altamonte Springs, FL 32714

Attachment – Request for Information
Attachment – Standard Provisions
Request for Information

Please return this information with your signed contract

Client Identification

Full, Legal Name of Client	Utilities Inc. of Florida				
Mailing Address for Invoices	200 Weathersfield Avenue Altamonte Springs, FL 32714				
Contact for Billing Inquiries	Mike Wilson				
Contact's Phone and e-mail	(407) 468-3268 mawilson@uiwater.com				
Client is (check one)	Owner	<input checked="" type="checkbox"/>	Agent for Owner	<input type="checkbox"/>	Unrelated to Owner



November 15, 2018

Mike Wilson
Utilities Inc. of Florida – Mid-County
200 Weathersfield Avenue
Altamonte Springs, FL 32714

Re: Mid-County WWTP Evaluation & Preliminary Design Report
Utilities Inc. of Florida
Pinellas County, Florida

Dear Mr. Wilson:

Kimley-Horn and Associates, Inc. ("Kimley-Horn" or "Consultant") is pleased to submit this letter agreement (the "Agreement") to Utilities Inc. of Florida ("Client") for the engineering services associated with the Mid-County Wastewater Treatment Plant (WWTP) evaluation and preliminary design report (PDR).

Project Understanding

The Mid-County Services WWTP was recently placed under a consent order due to some operating permit violations. The WWTP had exceedances in Total Nitrogen, CBOD₅, TSS, and Fecal Coliform. The consent order requires that a Facility Evaluation be performed of the current treatment system, including the effluent disposal system and associated collection system. The Consultant will provide general engineering services for the following tasks outlined below:

Task 1 – Facility Evaluation & Preliminary Design Report

- A. Kimley-Horn will meet with the Client, including Mid-County WTP operators to obtain all available design information and record drawings of existing plant equipment and coordinate with staff to obtain copies of relevant documents.
- B. Kimley-Horn will perform a facility evaluation to identify any deficiencies at the current WWTP including but not limited to; both treatment trains (aeration basins and clarifiers), deep bed sand filters, chlorine contact chamber (CCC), dichlorination chamber, effluent disposal system, and solids handling system; essentially all facets of the WWTP's operation, excluding the electrical system. Findings of any deficiencies will be detailed in a Preliminary Design Report (PDR). The Mid-County WWTP will be evaluated based on permit limits established in the existing operations permit. Additional requests from Client or operators to improve or change operations of the plant will also be evaluated. All required improvements will be included in the PDR. A phasing schedule for the proposed improvements will be developed based on priority and necessity. The PDR will be used as the document to permit any proposed improvements through FDEP.
- C. Kimley-Horn will coordinate with equipment vender representatives on various types of equipment relevant to the project. A maximum of three (3) site visits will be scheduled to evaluate equipment and talk to the operators. The locations will be developed with the assistance of the vender representatives and coordinated with the Client.

- D. Kimley-Horn will prepare a PDR that shall be submitted to the Client for approval. The following information will be provided:
- Existing Plant Condition and Deficiencies
 - Proposed Improvements
 - Design parameters
 - Engineering Constraints and Limitations
 - Proposed Modifications
 - Proposed Equipment Evaluations & Alternatives Analysis
 - Recommendations
 - Schematic Layouts of Recommended Options
 - Opinion of Probable Construction Costs
- E. Kimley-Horn will review the PDR with the Client and discuss design options and available equipment/design alternatives. The Client will select the desired alternatives for the improvements required to bring the facility back into compliance.
- F. From the PDR review meeting, Kimley-Horn will revise the report and submit the final report back to the Client and FDEP.

PROJECT DELIVERABLES

1. Draft & Final PDR
2. O&MPR
3. CAR

PROJECT SCHEDULE

- Draft PDR – 60 days
- Client Review – 15 days
- Final PDR – 15 days
- Total Project Time – 90 days

Services Not Included

Any other services, including but not limited to the following, are not included in this Agreement:

- Environmental Services
- Survey
- Geotechnical
- Subsurface Utility Investigation
- Structural Engineering
- Public Involvement

Information Provided By Client

We shall be entitled to rely on the completeness and accuracy of all information provided by the Client or the Client's consultants or representatives. Documents required to be provided by the client include, but are not limited to the following:

- Mid-County Record Drawings and pertinent documents
- Existing WWTP operating information, DMR data, WWTP permitting information
- Client specific information required for completion of CIF application

Responsibilities of Client

In addition to other responsibilities set out in this Agreement, the Client shall:

- Review and comment on the deliverables
- Attend and participate in project meetings
- Reproduction of bid package submittals for project bidding
- Advertise for bids and addenda
- Public Involvement/Notification (Public Relations)
- Provide access to any portion of the site if required

Opinion of Probable Cost Disclaimer

Because the Consultant does not control the cost of labor, materials, equipment or services furnished by others, methods of determining prices, or competitive bidding or market conditions, any opinions rendered as to costs, including but not limited to opinions as to the costs of construction and materials, shall be made on the basis of its experience and represent its judgment as an experienced and qualified professional, familiar with the industry. The Consultant cannot and does not guarantee that proposals, bids or actual costs will not vary from its opinions of cost. If the Client wishes greater assurance as to the amount of any cost, it shall employ an independent cost estimator. Consultant's services required to bring costs within any limitation established by the Client will be paid for as Additional Services.

Fee and Expenses

Kimley-Horn will perform the services for Tasks 1 for the total lump sum fee of \$57,180.00

Lump sum fees will be invoiced monthly based upon the overall percentage of services performed. Payment will be due within 25 days of your receipt of the invoice and should include the invoice number and Kimley-Horn project number.

Closure

In addition to the matters set forth herein, our Agreement shall include and be subject to, and only to, the attached Standard Provisions, which are incorporated by reference. As used in the Standard Provisions, "Consultant" shall refer to Kimley-Horn and Associates, Inc., and "Client" shall refer to Utilities Inc. of Florida.

Kimley-Horn, in an effort to expedite invoices and reduce paper waste, submits invoices via email in an Adobe PDF format. We can also provide a paper copy via regular mail if requested. Include the invoice number and Kimley-Horn project number with all payments. Please provide the following information:

Please email all invoices to mawilson@uiwater.com

Please copy _____

If you concur in all the foregoing and wish to direct us to proceed with the services, please have authorized persons execute both copies of this Agreement in the spaces provided below, retain one copy, and return the other to us. We will commence services after we have received a fully-executed agreement. Fees and times stated in this Agreement are valid for sixty (60) days after the date of this letter.

To ensure proper set up of your projects so that we can get started, please complete and return with the signed copy of this Agreement the attached Request for Information. Failure to supply this information could result in delay in starting work on your project.

We appreciate the opportunity to provide these services to you. Please contact me if you have any questions.

Very truly yours,

KIMLEY-HORN AND ASSOCIATES, INC.



By: W. Wade Wood, P.E.
Project Manager



Wayne White, P.E.
Associate

Utilities Inc. of Florida

By: , President/Vice President

11/26/18
(Date)

PATRICK C. FLYNN
(Print or Type Name)

pcflyn@uiwater.com
(Email Address)

Attest:

_____, Secretary/Assistant Secretary

(Print or Type Name)

Client's Federal Tax ID: 36-2850768
 Client's Business License No.: _____
 Client's Street Address: 200 Weathersfield Avenue
Altamonte Springs, FL 32714

Attachment – Request for Information
 Attachment – Standard Provisions
Request for Information

Please return this information with your signed contract

Client Identification

Full, Legal Name of Client	Utilities Inc. of Florida				
Mailing Address for Invoices	200 Weathersfield Avenue Altamonte Springs, FL 32714				
Contact for Billing Inquiries	Mike Wilson				
Contact's Phone and e-mail	(407) 468-3268 mawilson@uiwater.com				
Client is (check one)	Owner	<input checked="" type="checkbox"/>	Agent for Owner	<input type="checkbox"/>	Unrelated to Owner



August 19, 2019

Mike Wilson
Utilities Inc. of Florida
200 Weathersfield Avenue
Altamonte Springs, FL 32714

Re: Professional Services Agreement for Mid-County Master Lift Station Replacement
Utilities Inc. of Florida
Pinellas County, Florida

Dear Mr. Wilson:

Kimley-Horn and Associates, Inc. ("Kimley-Horn" or "Consultant") is pleased to submit this letter agreement (the "Agreement") to Utilities Inc. of Florida ("Client") for providing design, permitting, and construction phase services for the Mid-County Master Lift Station Replacement.

Project Understanding

The existing master lift station is located at the Mid-County Wastewater Treatment Plant (WWTP) in Pinellas County, FL and is reaching the end of its useful life. The potential structural failure of the existing wet well arched-wall tank and the limitations of the existing pumps will require the master lift station to be replaced, rather than rehabilitated.

The placement of the new master lift station will be just north of the existing lift station. The replacement lift station will be a triplex submersible lift station with a design flow of 1250 gpm per pump. The required wet well diameter is 12 FT to accommodate pump spacing and size requirements. The pumps should be controlled by VFDs to accommodate variations in flow. The head condition is assumed to be 40 FT total dynamic head (TDH), however this may change depending on the placement and design of the force main and receiving headworks. The lift station is intended to operate as a Class I reliable triplex submersible station for redundancy during pump maintenance or rehabilitation. New mechanical piping, rails, control panels, valves, pressure transducer, flow meter, fittings and appurtenances will be required. The wet well depth is anticipated to be 25 FT. Steel reinforced polymer concrete is recommended for the precast wet well to increase the longevity of the service life. The existing generator is sufficient for the proposed lift station.

A 10-inch force main from the proposed valve vault to the headworks will be required to meet a target velocity between 5 and 7 fps. A grease interceptor to separate the collection system's fats, oils and grease (FOG) from the WWTP's influent is required. The grease interceptor will decrease the buildup of FOG in downstream processes and piping which can limit the facility's effective capacity.

Demolition of existing equipment in the lift station, modifications, and tie-ins to the existing wet well will require a bypassing plan for the three (3) gravity fed influent lines that enter the existing master lift station. A prefabricated manhole will be installed within the existing wet well to act as a terminal manhole. An 18-inch gravity pipe will be required to route flow from the existing wet well (following conversion to terminal manhole) to the proposed master lift station.



Prior to the completion of the downstream improvements to the headworks and biological treatment system, the VFD's will require a maximum operating speed set point to mimic existing operating conditions to avoid overloading the treatment plant.

The lift station will require permitting through FDEP and Pinellas County.

Scope of Services

TASK 1 – DESIGN

Kimley-Horn will design the proposed lift station using a survey of the surrounding area. A survey of the Mid-County WWTP was completed in 2016 and will be updated as part of Task 1 of the scope of services. The proposed survey will be tied to set benchmarks. Geotechnical engineering will also be required for the wet well design. Geotechnical services for four (4) forty-foot SPT borings is included as part of Task 1 of the scope of services. Electrical Engineering will be required for the panel replacement and relocation in addition to the instrumentation and controls required for integration with the SCADA system on-site.

Construction plans will be set up in 11" x 17" format. Plans will include the following sheets:

- Standard Cover sheet
- General Notes and Legend
- Lift Station Demolition Plan
- Lift Station Site Plan
- Lift Station Mechanical and Structural Plan
- Lift Station Bypassing and Construction Phasing Plan
- Lift Station Electrical Plans (to be completed by electrical engineer)
- Gravity Main Plan Sheet and Connection Detail
- Force Main Plan Sheet and Connection Detail
- Grease Interceptor Detail
- Typical details

Plans will be delivered to the Client electronically for review and comment at the 60% and 90% design phases. Kimley-Horn will meet with staff on site to review and discuss any comments. Kimley-Horn will revise the plans as necessary and resubmit to the Client up to one (1) time per submittal.

Kimley-Horn will prepare front-end and technical specifications for the 90% submittal based on standard Specifications utilized by Utilities Inc. Specifications, including bid form, schedule, and measurement and payment sections will be updated to reflect project specific content.

Kimley-Horn will prepare quantity take-offs and an opinion of probable cost and inform Client during the design process of cost changes caused by significant design changes that increase the project construction cost.

TASK 2 – PERMITTING

Kimley-Horn will prepare and submit the FDEP Notification/Application for Constructing a Domestic Wastewater Collection/Transmission System, Form 62-604.300(8)(a). This application carries a permit application fee of \$250, for Notice of Intent to Use a General Permit. Kimley-Horn will provide all supporting documentation along with the permit.

Note: FDEP permit fees will be paid for by Kimley-Horn and will be included as a reimbursable expense.



Note: Contractor shall be responsible for submitting and obtaining a Pinellas County Building permit and right-of-way permit if required. Kimley-Horn will provide the contractor the supporting documentation.

Any additional permitting requirements, beyond those listed herein, would be considered an Additional Service.

TASK 3 – BIDDING AND SERVICES DURING CONSTRUCTION

Kimley-Horn will coordinate with a minimum of five (5) pre-selected contractors for distribution of plans. Kimley-Horn will provide clarifications during the bidding phase to technical inquiries received and provide language for addenda, as necessary, and issue them to the contractor. Following receipt of the bids, Kimley-Horn will review provide a letter of recommendation to the Client.

Kimley-Horn will coordinate a pre-construction conference prior to commencement of work at the site. Kimley-Horn will provide five (5) copies of signed and sealed Conformed Documents to the contractor for the Pinellas County building permit or right-of-way permit if required.

Kimley-Horn will review and approve or take other appropriate action in respect to shop drawings and samples and other data which Contractor is required to submit based on permit conditions, but only for conformance with the information given in the Contract Documents. Such review and approvals or other action will not extend to means, methods, techniques, equipment choice and usage, sequences, schedules, or procedures of construction or to related safety precautions and programs.

Kimley-Horn will provide on-site construction observation services during the construction phase of the project. Kimley-Horn will make up to four (4) visits during construction to observe the progress of the Work. Such visits and observations by Kimley-Horn are not intended to be exhaustive or to extend to every aspect of Contractor's work in progress. Observations are to be limited to spot checking, selective measurement, and similar methods of general observation of the Work based on Consultant's exercise of professional judgment. Based on information obtained during such visits and such observations, Consultant will evaluate whether Contractor's work is generally proceeding in accordance with the Contract Documents, and Consultant will keep Client informed of the general progress of the Work.

The purpose of Kimley-Horn's site visits will be to enable Consultant to better carry out the duties and responsibilities specifically assigned in this Agreement to Consultant, and to provide Client a greater degree of confidence that the completed Work will conform in general to the Contract Documents. Consultant shall not, during such visits or as a result of such observations of Contractor's work in progress, supervise, direct, or have control over Contractor's work, nor shall Kimley-Horn have authority over or responsibility for the means, methods, techniques, equipment choice and usage, sequences, schedules, or procedures of construction selected by Contractor, for safety precautions and programs incident to Contractor's work, nor for any failure of Contractor to comply with laws and regulations applicable to Contractor's furnishing and performing the work. Accordingly, Consultant neither guarantees the performance of any Contractor nor assumes responsibility for any Contractor's failure to furnish and perform its work in accordance with the Contract Documents.

Consultant will, promptly after notice from Contractor that it considers the entire work ready for its intended use, in company with Client and Contractor, conduct a site visit to determine if the work is substantially complete. Work will be considered substantially complete following satisfactory completion of all items with



the exception of those identified on a final punch list. If after considering any objections of Client, Consultant considers the Work substantially complete, Consultant will notify Client and Contractor.

Consultant will conduct a fifth, final site visit to determine if the completed Work of Contractor is generally in accordance with the Contract Documents and the final punch list so that Consultant may recommend, in writing, final payment to Contractor. Accompanying the recommendation for final payment, Consultants shall also provide a notice that the Work is generally in accordance with the Contract Documents to the best of Consultant's knowledge, information, and belief based on the extent of its services and based upon information provided to Consultant upon which it is entitled to rely.

Consultant shall not be responsible for the acts or omissions of any Contractor, or of any of their subcontractors, suppliers, or of any other individual or entity performing or furnishing the work. Consultant shall not have the authority or responsibility to stop the work of any Contractor.

Services Not Included

Any other services, including but not limited to the following, are not included in this Agreement:

- Environmental
- Public Involvement

Information Provided By Client

We shall be entitled to rely on the completeness and accuracy of all information provided by the Client or the Client's consultants or representatives.

- As-Builts

Responsibilities of Client

In addition to other responsibilities set out in this Agreement, the Client shall:

- Access to the Site



Fee and Expenses

Kimley-Horn will perform the services in Tasks 1 - 3 for the total lump sum fee below. Individual task amounts are informational only. All permitting, application, and similar project fees will be paid directly by the Consultant.

Task 1	Design	<u>\$74,000.00</u>
	Includes:	
	2016 Topo and Boundary Survey Update	\$ 5,000.00
	Geotechnical Investigations	\$ 5,200.00
	Electrical Engineering	\$ 7,500.00
Task 2	Permitting	<u>\$ 5,000.00</u>
Task 3	Bidding and Construction Phase Service	<u>\$22,000.00</u>
Total Lump Sum Fee		<u>\$101,000.00</u>

Lump sum fees will be invoiced monthly based upon the overall percentage of services performed. Payment will be due within 25 days of your receipt of the invoice and should include the invoice number and Kimley-Horn project number.

Kimley»Horn

Closure

In addition to the matters set forth herein, our Agreement shall include and be subject to, and only to, the attached Standard Provisions, which are incorporated by reference. As used in the Standard Provisions, "Consultant" shall refer to Kimley-Horn and Associates, Inc., and "Client" shall refer to Utilities Inc. of Florida.

Kimley-Horn, in an effort to expedite invoices and reduce paper waste, submits invoices via email in an Adobe PDF format. We can also provide a paper copy via regular mail if requested. Include the invoice number and Kimley-Horn project number with all payments. Please provide the following information:

Please email all invoices to mawilson@uiwater.com _____

Please copy _____


If you concur in all the foregoing and wish to direct us to proceed with the services, please have authorized persons execute both copies of this Agreement in the spaces provided below, retain one copy, and return the other to us. We will commence services after we have received a fully-executed agreement. Fees and times stated in this Agreement are valid for sixty (60) days after the date of this letter.


To ensure proper set up of your projects so that we can get started, please complete and return with the signed copy of this Agreement the attached Request for Information. Failure to supply this information could result in delay in starting work on your project.

We appreciate the opportunity to provide these services to you. Please contact me if you have any questions.

Very truly yours,

KIMLEY-HORN AND ASSOCIATES, INC.


By: Shelby N. Hughes, P.E.
Project Manager


W. Wade Wood III, P.E.
Associate

Kimley»Horn

Utilities Inc. of Florida
A Corporation

By:

Edmund Flynn, President/Vice President
9/19/19

(Date)

PATRICK C. FLYNN
(Print or Type Name)

pcflyn@kiwater.com
(Email Address)

July 15, 2020

Patrick Flynn
 Utilities Inc. of Florida
 200 Weathersfield Avenue
 Altamonte Springs, FL 32714

**Subject: *Mid-County Wastewater Treatment Plant Improvements
 Master Lift Station & Headworks – Bid Evaluation***

Kimley-Horn and Associates, Inc. (Kimley-Horn) provided the design and bidding services for the following projects relating to the Mid-County Wastewater Treatment Plant Improvements:

- Master Lift Station Replacement
- Headworks and Grit Removal System Improvements

The Master Lift Station Replacement Bids were received and reviewed on April 24, 2020. Upon review of the Bids, Kamminga and Roodvoets, Inc. (K&R) was determined to be the low bidder. A summary of the bid results is shown below:

Master Lift Station Replacement – Bid Review Results (April 24, 2020)	
Contractor	Total Lump Sum Bid Price
K&R	\$1,591,115.00
Westra Construction	\$1,963,748.50
TLC Diversified, Inc.	\$2,396,300.00

During the bidding phase of the Master Lift Station Replacement, the design of the Headworks and Grit Removal System Improvements was being completed. As part of the requirements for the construction of the headworks structure, the relocation of underground utilities, including the filter effluent, filter backwash line, water service, and gravity sewer connections were required. It was determined that because K&R’s bid was lower by **34%** overall and **28%** for piping installation line items, the cost for underground utility relocations would be most cost effective to complete under the contract for the Master Lift Station Replacement.

The Contract Documents for the Master Lift Station Replacement were revised to include the utility relocations required for the Headworks structure. It was requested that K&R provide a revised lump sum total for the revised bid quantities and additional scope of work. A summary of the proposed changes to the Master Lift Station Replacement contract is shown below:

Master Lift Station Replacement – Cost Changes (July 6, 2020)		
Original Bid Amount	Revised Bid Amount	Net Increase in Total Lump Sum Bid Amount
\$1,591,115.00	\$1,928,578.00	\$ 337,463.00

The Headworks and Grit Removal System Bids were received and reviewed on June 26, 2020. TLC Diversified, Inc. (TLC) was determined to be the low bidder. The anticipated cost of the Headworks project was initially higher than the bid results due to the utility relocations being removed from the scope of work and being included as part of the Master Lift Station Replacement.

A summary of both project costs as compared to the initial opinion of probable cost is included below:

Project Phase	Opinion of Probable Cost	Original Bid Amount	Proposed Total Contract Value	Contractor
Lift Station	\$1,762,613.00	\$1,591,115.00	\$1,928,578.00	K&R
Headworks	\$3,429,800.00	\$2,237,777.00	\$2,237,777.00	TLC (Pending Award)
Total	\$5,192,413.00	-	\$4,166,355.00	-

It is our opinion that including the underground utility relocations within the scope of work for the Master Lift Station improvements reduced the overall project cost for the Headworks, and the total combined cost for both projects. Additionally, completing the utility relocations and underground work with K&R will expedite the schedule and eliminate conflict coordination during construction of the Headworks and Grit Removal Improvements.

Should you have any questions, please contact Shelby Hughes at 727-498-2585 or via email at Shelby.Hughes@Kimley-Horn.com.

Sincerely,

Shelby Hughes, P.E.
Kimley-Horn and Associates, Inc.

Prepared By:

Kimley»Horn

BID FORM UTILITIES INC. OF FLORIDA MID-COUNTY MASTER LIFT STATION REPLACEMENT					
No.	DESCRIPTION	QUANTITY		UNIT PRICE	AMOUNT
1	Mobilization (10% Subtotal)	1	LS	\$ 195,950.00	\$ 195,950.00
2	Temporary Bypass Assembly and Bypass Pumping	1	LS	\$ 95,000.00	\$ 95,000.00
3	Erosion and Sediment Control	1	LS	\$ 34,350.00	\$ 34,350.00
4	As-Builts & O&M Manuals	1	LS	\$ 10,000.00	\$ 10,000.00
5	Utility Coordination	1	LS	\$ 20,000.00	\$ 20,000.00
6	Demolish Existing Master Lift Station including Concrete Wall, Top Slab, Electrical Equipment, Control Panel, Pumps, Piping, Valves, Hose Bib, Ladder, Pump Enclosure, and Associated Appurtenances and Equipment	1	LS	\$ 52,000.00	\$ 52,000.00
7	Demolish and Disposal of 10" Gravity Main	0	LF	\$ 37.00	\$ -
8	Demolish Existing Manhole Cone, Ring, and Cover and Fill Abandoned Manhole With Flowable Fill	3	EA	\$ 5,000.00	\$ 15,000.00
9	Grout and Abandon Existing Pipe	18	CY	\$ 1,000.00	\$ 18,000.00
10	Remove Palm Trees	3	EA	\$ 650.00	\$ 1,950.00
11	Submersible Pumps and Controls including Pressure Transducer, Guide Rails, Brackets, and Floats	1	LS	\$ 396,600.00	\$ 396,600.00
12	Mechanical Piping Improvements including all Fittings, Valves, Aboveground Piping, Supports, Camlocks, Pressure Gauges, ARV Assembly, and Suction Pipe Assembly	1	LS	\$ 125,000.00	\$ 125,000.00
13	Washdown Water Line Service and Hose Bib	1	LS	\$ 5,000.00	\$ 5,000.00
14	Polymer Concrete Wet Well (10 FT Diameter x 25 FT Depth)	1	LS	\$ 240,000.00	\$ 240,000.00
15	Wet Well Top Slab with Pipe Penetrations and Aluminum Access Hatch Assembly with Flood Tight Lid and Safety Grating	1	LS	\$ 39,000.00	\$ 39,000.00
16	Concrete Slab Around Top Slab (6" Thick)	25	SY	\$ 180.00	\$ 4,500.00
17	Concrete Ballast	15	CY	\$ 400.00	\$ 6,000.00
18	Polymer Concrete Manhole	5	EA	\$ 19,000.00	\$ 95,000.00
19	Polymer Concrete Doghouse Manhole	3	EA	\$ 32,000.00	\$ 96,000.00
20	8" PVC C900-16 DR 18 Gravity Main (Direct Bury)	85	LF	\$ 190.00	\$ 16,150.00
21	18" PVC C900-16 DR 18 Gravity Main (Direct Bury)	485	LF	\$ 230.00	\$ 111,550.00
22	Connection to Existing Manhole	1	LS	\$ 4,000.00	\$ 4,000.00

BID FORM UTILITIES INC. OF FLORIDA MID-COUNTY MASTER LIFT STATION REPLACEMENT					
No.	DESCRIPTION	QUANTITY		UNIT PRICE	AMOUNT
23	10" PVC C900-16 DR 18 Force Main (Direct Bury)	0	LF	\$ 170.00	\$ -
24	12" PVC C900-16 DR 18 Force Main (Direct Bury)	145	LF	\$ 150.00	\$ 21,750.00
25	12" DI Plug Valve (MJ)	3	EA	\$ 4,000.00	\$ 12,000.00
26	12" DI 90 Deg Bend (MJ)	2	EA	\$ 800.00	\$ 1,600.00
27	12" DI 45 Deg Bend (MJ)	0	EA	\$ 750.00	\$ -
28	12" DI Tee (MJ)	2	EA	\$ 1,600.00	\$ 3,200.00
29	12"X10" DI Reducer (MJ)	0	EA	\$ 650.00	\$ -
30	10" DI 45 Deg Bend (MJ)	0	EA	\$ 650.00	\$ -
31	Connection to Existing 10" Force Main	0	EA	\$ 5,000.00	\$ -
32	Electrical and I&C	1	LS	\$ 58,000.00	\$ 58,000.00
33	Pavement Repair and Road Restoration (Sub-base, Base, and Asphalt)	20	SY	\$ 550.00	\$ 11,000.00
34	Sidewalk Restoration	5	SY	\$ 200.00	\$ 1,000.00
35	Miscellaneous Site Restoration and Cleanup	1	LS	\$ 25,000.00	\$ 25,000.00
36	Connection of Proposed Force Main to Existing Backwash Water Line	1	LS	\$ 25,670.00	25,670.00
37	10" PVC C900-16 DR 18 Gravity Main (Direct Bury)	95	LF	\$ 256.00	24,320.00
38	Relocation of Filter Effluent Line	1	LS	\$ 75,200.00	75,200.00
39	Relocation of 12" Filter Backwash Water Line	1	LS	\$ 74,640.00	74,640.00
40	12" DI Blind Flange	2	EA	\$ 981.00	1,962.00
41	6" PVC C900-16 Stub out and Water Tight Cap	1	LS	\$ 903.00	903.00
42	Relocation of Ferric Sulfate Injection Line	1	LS	\$ 11,283.00	\$ 11,283.00
TOTAL					\$ 1,928,578
BID ITEM ALTERNATIVE					
A-1	Standard Concrete Wet Well (10 FT Diameter x 25 FT Depth)	1	LS	\$ 192,500.00	\$ 192,500.00
A-2	Standard Concrete Manhole	5	EA	\$ 16,500.00	\$ 82,500.00

Prepared By:
Kimley»»Horn

BID FORM					
UTILITIES INC. OF FLORIDA					
MID-COUNTY MASTER LIFT STATION REPLACEMENT					
No.	DESCRIPTION	QUANTITY		UNIT PRICE	AMOUNT
A-3	Standard Concrete Doghouse Manhole	3	EA	\$ 29,700.00	\$ 89,100.00

Mid County LS

Revised Plans

KAMMINGA & ROODVOETS, INC.
 5219 Cone Road
 Tampa, Florida 33610

PH 813-623-3031
 FX 813-628-4490

July 6, 2020

ITEM NO.	DESCRIPTION	QUANTITY	U/M	UNIT PRICE	TOTAL AMOUNT
3	Plan Sht G-06, Added Const. Exit, Add. Silt Fence, Stormwater Plan, Info Sign	1.00	LS	\$ 19,350.00	\$ 19,350.00
1	Plan Sht C-01, Additional Removal	1.00	LS	\$ 26,500.00	\$ 26,500.00
1	Additional Manhole Cost For Depth, Drops & Boot Size Changes	1.00	LS	\$ 26,450.00	\$ 26,450.00
36	Connection Of Proposed FM to Existing Backwash Water Line	1.00	LS	\$ 25,670.00	\$ 25,670.00
37	10" PVC C900-16 DR 18 Gravity Main (Direct Bury)	95.00	LF	\$ 256.00	\$ 24,320.00
38	Relocation Of Filter Effluent Line (16")	1.00	LS	\$ 75,200.00	\$ 75,200.00
39	Relocation Of 12" Filter Backwash Water Line & Thrust Block	1.00	LS	\$ 74,640.00	\$ 74,640.00
40	12" DI Blind Flange	2.00	EA	\$ 981.00	\$ 1,962.00
41	6" PVC C900-16 Stub Out & Water Tight Cap	1.00	LS	\$ 903.00	\$ 903.00
42	Relocation of Ferric Sulfate Injection Line	1.00	LS	\$ 11,283.00	\$ 11,283.00
TOTAL					\$ 286,278.00

NOTES:
 Changes Based On Plan Revisions Dated 7-1-2020

SECTION 00510

NOTICE OF AWARD FORM

To:

Project Name and Bid No.: Mid-County Master Lift Station Replacement
Project No. 140056016

The OWNER has considered the BID submitted by you, dated April 24th, 2020 for the above described WORK in response to the Invitation for Bids and Information for Bidders.

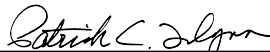
You are hereby notified that your BID has been accepted for BID items in the amount of \$ One Million Five Hundred Ninety-One Thousand One Hundred Fifteen Dollars (\$ 1,591,115.00).

You are required by the Instructions to Bidder to execute the Agreement and furnish the required CONTRACTOR's Performance Bond, Payment Bond, and certificates of insurance within fourteen (14) calendar days from the date of this Notice to you. If you fail to execute said Agreement and to furnish said Bonds and insurance within fourteen (14) calendar days from receipt of this Notice, said OWNER will be entitled to consider all your rights arising out of the OWNER's acceptance of your BID as abandoned and as a forfeiture of your BID BOND. The OWNER will be entitled to such other rights as may be granted by law.

You are required to return an acknowledged copy of this NOTICE OF AWARD to the OWNER.

Dated this 13th day of May, 2020.

OWNER: Utilities, Inc. Of Florida
(Name of OWNER)


By (Signature)

Patrick C. Flynn, Vice President
(Printed Name and Title)

ACCEPTANCE OF NOTICE

Receipt and acceptance of the above NOTICE OF AWARD is hereby acknowledged by _____
this _____ day of _____, _____.

By

Printed Name and Title

END OF SECTION

00510-1

SECTION 00520

AGREEMENT FORM (LUMP SUM)

PART 1 GENERAL

1.01 THIS AGREEMENT, made this 8th day of August, 2020, by and between Utilities Inc. of Florida, hereinafter called the Owner, and Kamminga & Roodvoets, Inc., whose principal and local address is 5219 Cone Rd, Tampa, FL 33610, hereinafter called the Contractor.

1.02 The Owner and Contractor Agree as follows:

A. Contract Documents

The Contract Documents include the Agreement, Addenda (which pertain to the Contract Documents), Contractor's Bid, Notice to Proceed, the Bonds, the General Conditions, the Supplementary Conditions, the Specifications listed in the Index to the Project Manual, any technical specifications as incorporated by the Project Manual; the Drawings as listed in the Project Manual, all Written Amendments, Change Orders, Work Change Directives, Field Orders, and Engineer's written interpretations and clarifications issued on or after the Effective Date of this Agreement. These form the Contract and all are as fully a part of the Contract as if attached to this Agreement or repeated herein.

B. Scope of Work

The Contractor shall perform all work required by the Contract Documents for the construction of the Mid-County Master Lift Station Replacement.

C. Contract Time

The Contractor shall begin work after the issuance of a written Notice to Proceed from Owner and shall substantially complete the work within the Contract Time identified in Paragraphs 1.02.C.5 of the Bid Form, which is 240 calendar days. The work shall be finally complete, ready for Final Payment in accordance with the General Conditions, within 30 calendar days from the actual date of substantial completion.

D. Liquidated Damages

OWNER and CONTRACTOR recognize that time is of the essence of this Agreement and that OWNER will suffer financial loss if the Work is not substantially complete within the time specified in Paragraph C above, plus any extensions thereof allowed in accordance with the General Conditions. They also recognize the delays, expense and difficulties involved in proving in a legal arbitration proceeding the actual loss suffered by OWNER if the Work is not substantially complete on time. Accordingly, instead of requiring any such proof,

OWNER and CONTRACTOR agree that as liquidated damages for delay (but not as a penalty) CONTRACTOR shall pay OWNER \$100.00 for each calendar day that expires after the time specified in Paragraph C for substantial completion until the work is substantially complete. It is agreed that if this Work is not Finally completed in accordance with the Contract Documents, the CONTRACTOR shall pay the OWNER as liquidated damages for delay, and not as penalty, one-fourth (1/4) of the rate set forth above.

E. Contract Price

Lump Sum Contract

The Owner will pay the Contractor in current funds for the performance of the work, subject to additions and deductions by Change Order, the Total Contract Price of One Million Nine Hundred Twenty-Eight Thousand Five Hundred and Seventy-Eight Dollars (\$ 1,928,578.00). Payments will be made to the Contractor based on the Lump Sum Bid amount, the Schedule of Values included as a part of his Bid, which shall be as fully a part of the Contract as if attached or repeated herein, and subject to completion of the work, in accordance with the Contract Documents.

F. Payments

The Owner will make payments as provided in the General Conditions and Supplementary Conditions.

G. Retainage

The value of each application for payment shall be equal to the total value of the Work performed to date, less an amount retained, and less payments previously made and amounts withheld in accordance with the General Conditions and Supplementary Conditions. Retainage for this project is 10%, to be held by Owner as collateral security to ensure completion of Work. The Owner is not obligated to reduce retainage at any time during the Contract, but may choose to do so at its discretion once the Work is at least 75% complete.

H. Engineer

The Project has been designed by Kimley-Horn and Associate, Inc., referred to in the documents as the Engineer, whose authority during the progress of construction is defined in the General Conditions and Supplementary Conditions.

IN WITNESS WHEREOF, the parties hereto have executed this Agreement the day and year first above written.

CONTRACTOR:

Kamminga & Roodvoets, Inc.

Name of Firm

By (Signature)

(SEAL)

Marcus B. Tidey, Jr. - Vice President

Printed Name and Title

ATTEST:

By (Signature)

Brad Tidey - Assistant Secretary of Florida Operations

Printed Name and Title

OWNER:

Utilities, Inc. Of Florida

Name of Owner

By (Signature)

(SEAL)

Patrick C. Flynn, Vice President

Printed Name and Title

ATTEST:

By (Signature)

Michael Wilson, Regional Manager

Printed Name and Title

END OF SECTION

MID-COUNTY HEADWORKS REPLACEMENT				1		2		Engineers Estimate	
				TLC Diversified, Inc 2719 17th Street Ease Palmetto, FL 34221		SGS Contracting Services, Inc. PO Box 908 High Springs, FL 32655			
ITEM	DESCRIPTION	EST. QTY.	U/M	BID PRICE PER UNIT	TOTAL BID PRICE	BID PRICE PER UNIT	TOTAL BID PRICE	BID PRICE PER UNIT	TOTAL BID PRICE
1	Mobilization (10% Subtotal)	1	LS	\$ 170,400.00	\$ 170,400.00	\$ 162,575.00	\$ 162,575.00	\$ 277,600.00	\$ 277,600.00
2	Erosion and Sediment Control	1	LS	\$ 3,547.00	\$ 3,547.00	\$ 5,000.00	\$ 5,000.00	\$ 30,000.00	\$ 30,000.00
3	Site Preparation and Grading	1	LS	\$ 18,000.00	\$ 18,000.00	\$ 15,000.00	\$ 15,000.00	\$ 30,000.00	\$ 30,000.00
4	As-Builts & O&M Manuals	1	LS	\$ 3,440.00	\$ 3,440.00	\$ 3,000.00	\$ 3,000.00	\$ 5,000.00	\$ 5,000.00
5	Demolish Existing Static Screen, Trash Conveyor, and Grating	1	LS	\$ 8,450.00	\$ 8,450.00	\$ 25,000.00	\$ 25,000.00	\$ 30,000.00	\$ 30,000.00
6	Grout and Abandon Existing Pipeline	2.5	CY	\$ 735.00	\$ 2,205.00	\$ 750.00	\$ 1,875.00	\$ 400.00	\$ 1,000.00
7	12 Ft Diameter Grit King with 20 Inch Drop Pipe	1	LS	\$ 505,000.00	\$ 505,000.00	\$ 460,000.00	\$ 460,000.00	\$ 589,200.00	\$ 589,200.00
8	Grit Classifier	1	LS	\$ 204,000.00	\$ 204,000.00	\$ 210,000.00	\$ 210,000.00	\$ 147,300.00	\$ 147,300.00
9	Two (2) Grit Pumps including Suction Header and Discharge Header Piping, Fittings, Valves, Flush Seal Water System, and Pipe Supports	1	LS	\$ 71,000.00	\$ 71,000.00	\$ 90,000.00	\$ 90,000.00	\$ 89,000.00	\$ 89,000.00
10	Two (2) Drum Screens including Trash Chute, Ultrasonic Level Sensors, Endless Bagger, and Dumpster Modifications	1	LS	\$ 540,000.00	\$ 540,000.00	\$ 515,000.00	\$ 515,000.00	\$ 736,500.00	\$ 736,500.00
11	Two (2) Water Booster Pumps including Suction Header and Discharge Header Piping, Fittings, Valves, Appurtenances, and Pipe Supports	1	LS	\$ 50,000.00	\$ 50,000.00	\$ 50,000.00	\$ 50,000.00	\$ 59,600.00	\$ 59,600.00
12	Odor Control System Relocation including Electrical Equipment, Blower Fan and Enclosure, BioSponge Vessel, Carbon Adsorption Vessel, Piping, Valves, and Associated Appurtenances	1	LS	\$ 37,000.00	\$ 37,000.00	\$ 15,000.00	\$ 15,000.00	\$ 40,000.00	\$ 40,000.00
13	Headworks Mechanical Piping Improvements (12-Inch Diameter and above) including all Aboveground Piping, Fittings, Wall Pipes, Blind Flanges, Valves, Appurtenances, and Pipe Supports	1	LS	\$ 108,700.00	\$ 108,700.00	\$ 80,000.00	\$ 80,000.00	\$ 65,500.00	\$ 65,500.00
14	Grit Fluidizing Assembly and Washdown Water Line Service including Piping, Fittings, Valves, Appurtenances, Pipe Supports, Service Saddles, Hose Bibs and Racks	1	LS	\$ 10,300.00	\$ 10,300.00	\$ 8,000.00	\$ 8,000.00	\$ 10,000.00	\$ 10,000.00
15	Headworks Drain System including Piping, Fittings, Valves, Appurtenances, Service Saddles, and Floor Drains	1	LS	\$ 37,200.00	\$ 37,200.00	\$ 30,000.00	\$ 30,000.00	\$ 21,300.00	\$ 21,300.00
16	4' 1" X 4' H Screening Channel Slide Gate	2	EA	\$ 13,500.00	\$ 27,000.00	\$ 15,000.00	\$ 30,000.00	\$ 21,000.00	\$ 42,000.00
17	2' X 4' H Effluent Channel Slide Gate	1	EA	\$ 13,400.00	\$ 13,400.00	\$ 15,000.00	\$ 15,000.00	\$ 10,500.00	\$ 10,500.00
18	Reinforced Concrete	1	LS	\$ 149,300.00	\$ 149,300.00	\$ 150,000.00	\$ 150,000.00	\$ 250,000.00	\$ 250,000.00
19	Concrete Bollards	8	EA	\$ 270.00	\$ 2,160.00	\$ 500.00	\$ 4,000.00	\$ 800.00	\$ 6,400.00
20	Miscellaneous Metals and Plastics	1	LS	\$ 55,000.00	\$ 55,000.00	\$ 75,000.00	\$ 75,000.00	\$ 112,500.00	\$ 112,500.00
21	Headworks FRP Covers With Flanged Connection Ports	1	LS	\$ 28,500.00	\$ 28,500.00	\$ 30,000.00	\$ 30,000.00	\$ 35,900.00	\$ 35,900.00
22	12-Inch PVC C900-16 DR 18 Force Main (Direct Bury including Excavation, Installation, and Restraints)	45	LF	\$ 195.00	\$ 8,775.00	\$ 300.00	\$ 13,500.00	\$ 200.00	\$ 9,000.00
23	12-Inch PVC C900-16 DR 25 Force Main (Direct Bury including Excavation, Installation, and Restraints)	15	LF	\$ 160.00	\$ 2,400.00	\$ 250.00	\$ 3,750.00	\$ 180.00	\$ 2,700.00
24	12-Inch DI 90 Deg Bend (MJ)	2	EA	\$ 1,300.00	\$ 2,600.00	\$ 1,000.00	\$ 2,000.00	\$ 2,000.00	\$ 4,000.00
25	20-Inch X 12-Inch DI Reducer (MJ)	1	EA	\$ 1,400.00	\$ 1,400.00	\$ 1,000.00	\$ 1,000.00	\$ 3,000.00	\$ 3,000.00
26	Electrical and I&C	1	LS	\$ 162,000.00	\$ 162,000.00	\$ 260,000.00	\$ 260,000.00	\$ 500,000.00	\$ 500,000.00
27	Miscellaneous Site Restoration and Cleanup	1	LS	\$ 16,000.00	\$ 16,000.00	\$ 10,000.00	\$ 10,000.00	\$ 10,000.00	\$ 10,000.00
								Contingency (10%)	\$ 311,800.00
					\$ 2,237,777.00		\$ 2,264,700.00		\$ 3,429,800.00

Solicited contractors that did not submit bids: Westra Construction Corp., Garney Construction, Vogel Bros Building Co., SGS Contracting Services, Kiewit Corporation, Wharton-Smith, Inc., KAT Construction

MID-COUNTY MASTER LIFT STATION REPLACEMENT				1 TLC Diversified, Inc 2719 17th Street Ease Palmetto, FL 34221		2 Westra 1263 12th Ave E Palmetto, FL 34221		3 K&R 5219 Cone Road Tampa, FL 33610		4 Garney Construction 2151 NE Coachman Rd Clearwater, FL 33765		5 Wharton-Smith, Inc. 4912 W La Salle St Tampa, FL 33607		Engineers Estimate	
ITEM	DESCRIPTION	EST. QTY.	U/M	BID PRICE PER UNIT	TOTAL BID PRICE	BID PRICE PER UNIT	TOTAL BID PRICE	BID PRICE PER UNIT	TOTAL BID PRICE	BID PRICE PER UNIT	TOTAL BID PRICE	BID PRICE PER UNIT	TOTAL BID PRICE	BID PRICE PER UNIT	TOTAL BID PRICE
1	Mobilization (10% Subtotal)	1	LS	\$ 230,000.00	\$ 230,000.00	\$ 195,000.00	\$ 195,000.00	\$ 143,000.00	\$ 143,000.00					\$ 133,000.00	\$ 133,000.00
2	Temporary Bypass Assembly and Bypass Pumping	1	LS	\$ 65,000.00	\$ 65,000.00	\$ 150,000.00	\$ 150,000.00	\$ 95,000.00	\$ 95,000.00					\$ 100,000.00	\$ 100,000.00
3	Erosion and Sediment Control	1	LS	\$ 8,000.00	\$ 8,000.00	\$ 2,550.00	\$ 2,550.00	\$ 15,000.00	\$ 15,000.00					\$ 30,000.00	\$ 30,000.00
4	As-Builts & O&M Manuals	1	LS	\$ 6,000.00	\$ 6,000.00	\$ 4,100.00	\$ 4,100.00	\$ 10,000.00	\$ 10,000.00					\$ 5,000.00	\$ 5,000.00
5	Utility Coordination	1	LS	\$ 5,000.00	\$ 5,000.00	\$ 9,600.00	\$ 9,600.00	\$ 20,000.00	\$ 20,000.00					\$ 5,000.00	\$ 5,000.00
6	Demolish Existing Master Lift Station including Concrete Wall, Top Slab, Electrical Equipment, Control Panel, Pumps, Piping, Valves, Hose Bib, Ladder, Pump Enclosure, and Associated Appurtenances and Equipment	1	LS	\$ 65,000.00	\$ 65,000.00	\$ 83,000.00	\$ 83,000.00	\$ 52,000.00	\$ 52,000.00					\$ 120,000.00	\$ 120,000.00
7	Demolish and Disposal of 10" Gravity Main	145	LF	\$ 50.00	\$ 7,250.00	\$ 15.30	\$ 2,218.50	\$ 37.00	\$ 5,365.00					\$ 150.00	\$ 21,750.00
8	Demolish Existing Manhole Cone, Ring, and Cover and Fill Abandoned Manhole With Flowable Fill	3	EA	\$ 1,500.00	\$ 4,500.00	\$ 3,000.00	\$ 9,000.00	\$ 5,000.00	\$ 15,000.00					\$ 10,000.00	\$ 30,000.00
9	Grout and Abandon Existing Pipe	10	CY	\$ 400.00	\$ 4,000.00	\$ 540.00	\$ 5,400.00	\$ 1,000.00	\$ 10,000.00					\$ 500.00	\$ 5,000.00
10	Remove Palm Trees	3	EA	\$ 1,500.00	\$ 4,500.00	\$ 700.00	\$ 2,100.00	\$ 650.00	\$ 1,950.00					\$ 8,000.00	\$ 24,000.00
11	Submersible Pumps and Controls including Pressure Transducer, Guide Rails, Brackets, and Floats	1	LS	\$ 283,000.00	\$ 283,000.00	\$ 350,000.00	\$ 350,000.00	\$ 396,600.00	\$ 396,600.00					\$ 150,000.00	\$ 150,000.00
12	Mechanical Piping Improvements including all Fittings, Valves, Aboveground Piping, Supports, Camlocks, Pressure Gauges, ARV Assembly, and Suction Pipe Assembly	1	LS	\$ 75,000.00	\$ 75,000.00	\$ 130,000.00	\$ 130,000.00	\$ 125,000.00	\$ 125,000.00					\$ 100,000.00	\$ 100,000.00
13	Washdown Water Line Service and Hose Bib	1	LS	\$ 5,000.00	\$ 5,000.00	\$ 1,200.00	\$ 1,200.00	\$ 5,000.00	\$ 5,000.00					\$ 5,000.00	\$ 5,000.00
14	Polymer Concrete Wet Well (10 FT Diameter x 25 FT Depth)	1	LS	\$ 1,044,000.00	\$ 1,044,000.00	\$ 505,000.00	\$ 505,000.00	\$ 240,000.00	\$ 240,000.00					\$ 300,000.00	\$ 300,000.00
15	Wet Well Top Slab with Pipe Penetrations and Aluminum Access Hatch Assembly with Flood Tight Lid and Safety Grating	1	LS	\$ 26,000.00	\$ 26,000.00	\$ 20,000.00	\$ 20,000.00	\$ 39,000.00	\$ 39,000.00	NO BID		NO BID		\$ 30,000.00	\$ 30,000.00
16	Concrete Slab Around Top Slab (6" Thick)	25	SY	\$ 340.00	\$ 8,500.00	\$ 107.00	\$ 2,675.00	\$ 180.00	\$ 4,500.00					\$ 100.00	\$ 2,500.00
17	Concrete Ballast	15	CY	\$ 400.00	\$ 6,000.00	\$ 750.00	\$ 11,250.00	\$ 400.00	\$ 6,000.00					\$ 150.00	\$ 2,250.00
18	Polymer Concrete Manhole	3	EA	\$ 30,000.00	\$ 90,000.00	\$ 20,000.00	\$ 60,000.00	\$ 19,000.00	\$ 57,000.00					\$ 20,000.00	\$ 60,000.00
19	Polymer Concrete Doghouse Manhole	3	EA	\$ 35,000.00	\$ 105,000.00	\$ 18,000.00	\$ 54,000.00	\$ 32,000.00	\$ 96,000.00					\$ 15,000.00	\$ 45,000.00
20	8" PVC C900-16 DR 18 Gravity Main (Direct Bury)	120	LF	\$ 270.00	\$ 32,400.00	\$ 250.00	\$ 30,000.00	\$ 190.00	\$ 22,800.00					\$ 100.00	\$ 12,000.00
21	18" PVC C900-16 DR 18 Gravity Main (Direct Bury)	275	LF	\$ 400.00	\$ 110,000.00	\$ 285.00	\$ 78,375.00	\$ 230.00	\$ 63,250.00					\$ 200.00	\$ 55,000.00
22	Connection to Existing Manhole	1	LS	\$ 3,300.00	\$ 3,300.00	\$ 7,000.00	\$ 7,000.00	\$ 4,000.00	\$ 4,000.00					\$ 4,000.00	\$ 4,000.00
23	10" PVC C900-16 DR 18 Force Main (Direct Bury)	20	LF	\$ 330.00	\$ 6,600.00	\$ 175.00	\$ 3,500.00	\$ 170.00	\$ 3,400.00					\$ 175.00	\$ 3,500.00
24	12" PVC C900-16 DR 18 Force Main (Direct Bury)	310	LF	\$ 135.00	\$ 41,850.00	\$ 185.00	\$ 57,350.00	\$ 150.00	\$ 46,500.00					\$ 200.00	\$ 62,000.00
25	12" DI Plug Valve (MJ)	2	EA	\$ 4,600.00	\$ 9,200.00	\$ 5,000.00	\$ 10,000.00	\$ 4,000.00	\$ 8,000.00					\$ 10,000.00	\$ 20,000.00
26	12" DI 90 Deg Bend (MJ)	2	EA	\$ 1,050.00	\$ 2,100.00	\$ 1,400.00	\$ 2,800.00	\$ 800.00	\$ 1,600.00					\$ 1,200.00	\$ 2,400.00
27	12" DI 45 Deg Bend (MJ)	3	EA	\$ 975.00	\$ 2,925.00	\$ 1,400.00	\$ 4,200.00	\$ 750.00	\$ 2,250.00					\$ 1,000.00	\$ 3,000.00
28	12" DI Tee (MJ)	1	EA	\$ 1,400.00	\$ 1,400.00	\$ 2,200.00	\$ 2,200.00	\$ 1,600.00	\$ 1,600.00					\$ 1,500.00	\$ 1,500.00
29	12"X10" DI Reducer (MJ)	1	EA	\$ 850.00	\$ 850.00	\$ 1,220.00	\$ 1,220.00	\$ 650.00	\$ 650.00					\$ 1,200.00	\$ 1,200.00
30	10" DI 45 Deg Bend (MJ)	1	EA	\$ 800.00	\$ 800.00	\$ 1,200.00	\$ 1,200.00	\$ 650.00	\$ 650.00					\$ 900.00	\$ 900.00
31	Connection to Existing 10" Force Main	1	EA	\$ 1,625.00	\$ 1,625.00	\$ 8,100.00	\$ 8,100.00	\$ 5,000.00	\$ 5,000.00					\$ 5,000.00	\$ 5,000.00
32	Electrical and I&C	1	LS	\$ 100,000.00	\$ 100,000.00	\$ 108,700.00	\$ 108,700.00	\$ 58,000.00	\$ 58,000.00					\$ 250,000.00	\$ 250,000.00
33	Pavement Repair and Road Restoration (Sub-base, Base, and Asphalt)	20	SY	\$ 200.00	\$ 4,000.00	\$ 70.00	\$ 1,400.00	\$ 550.00	\$ 11,000.00					\$ 150.00	\$ 3,000.00
34	Sidewalk Restoration	5	SY	\$ 500.00	\$ 2,500.00	\$ 122.00	\$ 610.00	\$ 200.00	\$ 1,000.00					\$ 75.00	\$ 375.00
35	Miscellaneous Site Restoration and Cleanup	1	LS	\$ 35,000.00	\$ 35,000.00	\$ 50,000.00	\$ 50,000.00	\$ 25,000.00	\$ 25,000.00					\$ 10,000.00	\$ 10,000.00
BID ITEM ALTERNATIVE															
A-1	Standard Concrete Wet Well (10 FT Diameter x 25 FT Depth)	1	LS	\$ 1,020,000.00	\$ 1,020,000.00	\$ 483,000.00	\$ 483,000.00	\$ 192,500.00	\$ 192,500.00					-	-
A-2	Standard Concrete Manhole	3	EA	\$ 25,000.00	\$ 75,000.00	\$ 10,800.00	\$ 32,400.00	\$ 16,500.00	\$ 49,500.00					-	-
A-3	Standard Concrete Doghouse Manhole	3	EA	\$ 30,000.00	\$ 90,000.00	\$ 12,800.00	\$ 38,400.00	\$ 29,700.00	\$ 89,100.00					-	-
BID TOTAL					\$ 2,396,300.00		\$ 1,963,748.50		\$ 1,591,115.00		\$ -		\$ -		\$ 1,762,612.50
														Contingency (10%)	\$ 160,237.50
														Including 10% Contingency	\$ 1,762,612.50