



Stephanie A. Cuello
SENIOR COUNSEL

May 1, 2024

VIA ELECTRONIC FILING

Adam J. Teitzman, Commission Clerk
Florida Public Service Commission
2540 Shumard Oak Boulevard
Tallahassee, Florida 32399-0850

Re: *DEF's Annual Diversification Report; Undocketed*

Mr. Teitzman:

Please find enclosed Duke Energy Florida LLC's Annual Report Forms as required by Rule 25-6.135(2) F.A.C. The documents include:

- A copy of the 2023 Duke Energy Florida LLC's Diversification Report;
- A report from DEF's independent auditors, Deloitte & Touche LLP;
- A copy of the Duke Energy 2023 Annual Report and Form 10-K filed with the Securities and Exchange Commission; and
- Link to FERC Form 1 for the calendar year 2023 in HTML format:
https://elibrary.ferc.gov/eLibrary/filelist?accession_number=20240415-8047

Thank you for your assistance in this matter and if you have any questions, please feel free to contact me at (850) 521-1425.

Sincerely,

s/ Stephanie A. Cuello

Stephanie A. Cuello

SAC/vr
Enclosure

cc: Andrew Maurey, FPSC Director of Division of Accounting & Finance

“Diversification Report”

Pages 451 through 463

Year 2023



Affiliation of Officers and Directors

Company: Duke Energy Florida, LLC
For the Year Ended December 31, 2023

For each of the officials named in Part 1 of the Executive Summary, list the principal occupation or business affiliation if other than listed in Part 1 of the Executive Summary and all affiliations or connections with any other business or financial organizations, firms, or partnerships. For purposes of this part, the official will be considered to have an affiliation with any business or financial organization, firm or partnership in which he is an officer, director, trustee, partner, or a person exercising similar functions.

Name	Principal Occupation or Business Affiliation	Affiliation or Connection with any Other Business or Financial Organization, Firm or Partnership	
		Affiliation or Connection	Name and Address
Ghartey-Tagoe, Kodwo	Executive Vice President, Chief Legal Officer and Corporate Secretary	Director	Carofund, Inc.
		Director	Cinergy Corp.
		Executive Vice President and Chief Legal Officer	Duke Energy Americas, LLC
		Chief Legal Officer	Duke Energy Beckjord Storage LLC
		Executive Vice President, Chief Legal Officer and Secretary	Duke Energy Business Services LLC
		Director	Duke Energy Carolinas, LLC
		Executive Vice President, Chief Legal Officer and Secretary	Duke Energy Carolinas, LLC
		Director	Duke Energy Corporate Services, Inc.
		President	Duke Energy Corporate Services, Inc.
		Executive Vice President, Chief Legal Officer and Corporate Secretary	Duke Energy Corporation
		Executive Vice President, Chief Legal Officer and Secretary	Duke Energy Florida, LLC
		Director	Duke Energy Florida, LLC
		Executive Vice President, Chief Legal Officer and Secretary	Duke Energy Indiana, LLC
		Director	Duke Energy Kentucky, Inc.
		Executive Vice President, Chief Legal Officer and Corporate Secretary	Duke Energy Kentucky, Inc.
		Executive Vice President, Chief Legal Officer and Corporate Secretary	Duke Energy Ohio, Inc.
		Director	Duke Energy Ohio, Inc.
		Director	Duke Energy Progress, LLC
		Executive Vice President, Chief Legal Officer and Secretary	Duke Energy Progress, LLC
		Chief Legal Officer	Duke Energy Transmission Holding Company, LLC
		Director	Duke Ventures Real Estate, LLC
		Chief Legal Officer	Duke Ventures Real Estate, LLC
		Director	Florida Progress, LLC
		Corporate Secretary	KO Transmission Company
		Director	Piedmont Natural Gas Company, Inc.
		Executive Vice President, Chief Legal Officer and Corporate Secretary	Piedmont Natural Gas Company, Inc.
		Director	Progress Capital Holdings, Inc.
		Director	Progress Energy, Inc.
		Executive Vice President and Chief Legal Officer	Progress Energy, Inc.
		TRUSTEE	The Duke Energy Foundation
		Executive Vice President and Chief Legal Officer	Waterlee Power Company
		Board of Directors	Charlotte Center City Partners
		Board of Directors	Energy Insurance Mutual
Board of Directors	TreesCharlotte		
Gillespie Jr., T. Preston	Executive Vice President, Chief Generation Officer and Enterprise Operational Excellence	Director	Claiborne Energy Services, Inc.
		President	Claiborne Energy Services, Inc.
		Senior Vice President and Chief Generation Officer	Duke Energy Business Services LLC
		Executive Vice President, Chief Generation Officer and Enterprise Operational Excellence	Duke Energy Business Services LLC
		Senior Vice President and Chief Generation Officer	Duke Energy Carolinas, LLC
		Executive Vice President, Chief Generation Officer and Enterprise Operational Excellence	Duke Energy Carolinas, LLC
		Senior Vice President and Chief Generation Officer	Duke Energy Corporation
		Executive Vice President, Chief Generation Officer and Enterprise Operational Excellence	Duke Energy Corporation
		Director	Duke Energy Florida, LLC
		Senior Vice President and Chief Generation Officer	Duke Energy Florida, LLC
		Executive Vice President, Chief Generation Officer and Enterprise Operational Excellence	Duke Energy Florida, LLC
		Director	Duke Energy Generation Services, Inc.
		Senior Vice President and Chief Generation Officer	Duke Energy Indiana, LLC
		Executive Vice President, Chief Generation Officer and Enterprise Operational Excellence	Duke Energy Indiana, LLC
		Senior Vice President and Chief Generation Officer	Duke Energy Kentucky, Inc.
		Executive Vice President, Chief Generation Officer and Enterprise Operational Excellence	Duke Energy Kentucky, Inc.
		Senior Vice President and Chief Generation Officer	Duke Energy Ohio, Inc.
		Executive Vice President, Chief Generation Officer and Enterprise Operational Excellence	Duke Energy Ohio, Inc.
		Senior Vice President and Chief Generation Officer	Duke Energy Progress, LLC
		Executive Vice President, Chief Generation Officer and Enterprise Operational Excellence	Duke Energy Progress, LLC
		Director	Duke Energy Progress, LLC
		TRUSTEE	The Duke Energy Foundation
		Board of Directors	Nuclear Electric Insurance Limited
Glenn, R. Alexander	Executive Vice President and Chief Executive Officer, Duke Energy Florida and Midwest	Director	Cinergy Corp.
		Director	DEF Purchasing Company, LLC
		Senior Vice President	Duke Energy Business Services LLC
		Executive Vice President	Duke Energy Business Services LLC
		Senior Vice President	Duke Energy Carolinas, LLC
		Executive Vice President	Duke Energy Carolinas, LLC
		Senior Vice President and Chief Executive Officer, Duke Energy Florida and Midwest	Duke Energy Corporation
		Executive Vice President and Chief Executive Officer, Duke Energy Florida and Midwest	Duke Energy Corporation
		Senior Vice President	Duke Energy Florida, LLC
		Executive Vice President	Duke Energy Florida, LLC
Director	Duke Energy Florida, LLC		

		Director	Duke Energy Indiana Holdco, LLC
		Director	Duke Energy Indiana, LLC
		Senior Vice President	Duke Energy Indiana, LLC
		Executive Vice President	Duke Energy Indiana, LLC
		Senior Vice President	Duke Energy Kentucky, Inc.
		Executive Vice President	Duke Energy Kentucky, Inc.
		Director	Duke Energy Kentucky, Inc.
		Senior Vice President	Duke Energy Ohio, Inc.
		Executive Vice President	Duke Energy Ohio, Inc.
		Director	Duke Energy Ohio, Inc.
		Senior Vice President	Duke Energy Progress, LLC
		Executive Vice President	Duke Energy Progress, LLC
		Director	Duke Energy Progress, LLC
		President	Duke Energy SAM, LLC
		Director	Eastover Land Company
		President	Eastover Land Company
		Director	Eastover Mining Company
		President	Eastover Mining Company
		Director	Florida Progress Funding Corporation
		Director	Florida Progress, LLC
		Director	KO Transmission Company
		Chief Executive Officer	KO Transmission Company
		Chief Executive Officer	Miami Power Corporation
		Director	Miami Power Corporation
		Director	Progress Capital Holdings, Inc.
		Director	South Construction Company, Inc.
		President	Sumter I & II Solar, LLC
		TRUSTEE	The Duke Energy Foundation
		Director	Tri-State Improvement Company
		Chief Executive Officer	Tri-State Improvement Company
Good, Lynn J.	Chair, President and Chief Executive Officer	Director	Caldwell Power Company
		Director	Carofund, Inc.
		Director	Catamount Energy Corporation
		Director	Catamount Rumford Corporation
		Director	Catamount Sweetwater Corporation
		Director	Catawba Mfg. & Electric Power Co.
		Director	CEC UK1 Holding Corp.
		Director	CEC UK2 Holding Corp.
		Director	Cinergy Corp.
		Chief Executive Officer	Cinergy Corp.
		Director	Cinergy Global Holdings, Inc.
		Director	Cinergy Global Power, Inc.
		Director	Cinergy Global Resources, Inc.
		Director	Cinergy Solutions - Utility, Inc.
		Director	Claiborne Energy Services, Inc.
		Manager	DE1 Holdings, LLC
		Director	DEF Purchasing Company, LLC
		Director	Dixilyn-Field Drilling Company
		Manager	Duke Energy Americas, LLC
		Chief Executive Officer	Duke Energy Business Services LLC
		Chief Executive Officer	Duke Energy Carolinas, LLC
		Director	Duke Energy Carolinas, LLC
		Director	Duke Energy China Corp.
		Director	Duke Energy Corporate Services, Inc.
		Chair, President and Chief Executive Officer	Duke Energy Corporation
		Chair	Duke Energy Corporation
		Director	Duke Energy Corporation
		Director	Duke Energy Florida, LLC
		Chief Executive Officer	Duke Energy Florida, LLC
		Director	Duke Energy Generation Services, Inc.
		Chief Executive Officer	Duke Energy Indiana, LLC
		Chief Executive Officer	Duke Energy Kentucky, Inc.
		Director	Duke Energy Kentucky, Inc.
		Director	Duke Energy Ohio, Inc.
		Chief Executive Officer	Duke Energy Ohio, Inc.
		Chief Executive Officer	Duke Energy Progress, LLC
		Director	Duke Energy Progress, LLC
		Director	Duke Energy Renewables Solar Holdings, LLC
		Director	Duke Energy Services, Inc.
		Director	Duke Project Services, Inc.
		Director	Duke Technologies, Inc.
		Member of the Board of Managers	Duke Ventures Real Estate, LLC
		Manager	Duke Ventures, LLC
		Director	Duke-Reliant Resources, Inc.
		Director	Eastover Land Company
		Director	Eastover Mining Company
		Director	Energy Pipelines International Company
		Director	Equinox Vermont Corporation
		Manager	Federal Way Powerhouse LLC
		Director	Florida Progress Funding Corporation
		Director	Florida Progress, LLC
		President	Florida Progress, LLC
		Director	Greenville Gas and Electric Light and Power Company
		Director	KO Transmission Company
		Director	PanEnergy Corp.
		Director	Piedmont Natural Gas Company, Inc.
		Chief Executive Officer	Piedmont Natural Gas Company, Inc.
		Manager	Potter Road Powerhouse LLC
		Director	Progress Capital Holdings, Inc.
		Director	Progress Energy EnviroTree, Inc.

		Director	Progress Energy, Inc.
		Chief Executive Officer	Progress Energy, Inc.
		Director	Progress Synfuel Holdings, Inc.
		Director	Southern Power Company
		Director	Strategic Resource Solutions Corp., A North Carolina Enterprise Corporation
		Director	Tri-State Improvement Company
		Director	Waterere Power Company
		Director	Western Carolina Power Company
		Advisory Committee Chair	Bechtler Museum of Modern Art
		Board of Directors	Business Roundtable
		Board of Directors	Edison Electric Institute
		Board of Directors	Foundation for the Carolinas
		Board of Directors	Institute of Nuclear Power Operations
		Board of Directors	myFutureNC
		Board of Directors	New York City Ballet
		Audit and Compensation Committee	The Boeing Corporation
		Governing Board Member	World Association of Nuclear Operators-Atlantic Centre
Jamil, Dhiaa M. (retired 6/30/2023)	Executive Vice President and Chief Operating Officer		
		Director	Cinergy Corp.
		Director	Claiborne Energy Services, Inc.
		President	Claiborne Energy Services, Inc.
		Executive Vice President and Chief Operating Officer	Duke Energy Business Services LLC
		Director	Duke Energy Carolinas, LLC
		Executive Vice President and Chief Operating Officer	Duke Energy Carolinas, LLC
		Executive Vice President and Chief Operating Officer	Duke Energy Corporation
		Executive Vice President and Chief Operating Officer	Duke Energy Florida, LLC
		Director	Duke Energy Florida, LLC
		Director	Duke Energy Generation Services, Inc.
		Executive Vice President and Chief Operating Officer	Duke Energy Indiana, LLC
		Executive Vice President and Chief Operating Officer	Duke Energy Kentucky, Inc.
		Director	Duke Energy Kentucky, Inc.
		Executive Vice President and Chief Operating Officer	Duke Energy Ohio, Inc.
		Director	Duke Energy Ohio, Inc.
		Director	Duke Energy Progress, LLC
		Executive Vice President and Chief Operating Officer	Duke Energy Progress, LLC
		Director	Florida Progress, LLC
		Director	Piedmont Natural Gas Company, Inc.
		Executive Vice President and Chief Operating Officer	Piedmont Natural Gas Company, Inc.
		TRUSTEE	The Duke Energy Foundation
Janson, Julia S.	Executive Vice President and Chief Executive Officer, Duke Energy Carolinas		
		Director	Caldwell Power Company
		President	Caldwell Power Company
		Director	Catawba Mfg. & Electric Power Co.
		President	Catawba Mfg. & Electric Power Co.
		Director	Cinergy Corp.
		Executive Vice President	Duke Energy Business Services LLC
		Executive Vice President	Duke Energy Carolinas, LLC
		Director	Duke Energy Carolinas, LLC
		Executive Vice President and Chief Executive Officer, Duke Energy Carolinas	Duke Energy Corporation
		Director	Duke Energy Florida, LLC
		Executive Vice President	Duke Energy Florida, LLC
		Executive Vice President	Duke Energy Indiana, LLC
		Executive Vice President	Duke Energy Kentucky, Inc.
		Executive Vice President	Duke Energy Ohio, Inc.
		Executive Vice President	Duke Energy Progress, LLC
		Director	Duke Energy Progress, LLC
		Director	Florida Progress, LLC
		Director	Greenville Gas and Electric Light and Power Company
		President	Greenville Gas and Electric Light and Power Company
		Executive Vice President	Piedmont Natural Gas Company, Inc.
		Director	Progress Energy EnviroTree, Inc.
		President	Progress Energy EnviroTree, Inc.
		Director	Southern Power Company
		President	Southern Power Company
		TRUSTEE	The Duke Energy Foundation
		Director	Waterere Power Company
		Director	Western Carolina Power Company
		President	Western Carolina Power Company
		Executive Committee Member	Charlotte Regional Business Alliance
		Advisory Board	Constellation Insurance Holdings Inc.
Lee, Cynthia S.	Vice President, Chief Accounting Officer and Controller		
		Chief Financial Officer and Controller	2018 ESA Project Company, LLC
		Vice President, Chief Financial Officer and Controller	226HC 8me LLC
		Chief Accounting Officer and Controller	Athenian Sky Solar, LLC
		Chief Accounting Officer and Controller	Atticus Borrower LLC
		Chief Accounting Officer and Controller	Atticus Energy Holdings, LLC
		Vice President, Chief Accounting Officer and Controller	Atticus Energy, LLC
		Vice President, Chief Accounting Officer and Controller	Atticus Holdings, LLC
		Chief Financial Officer and Controller	Bessie Energy Storage, LLC
		Chief Financial Officer and Controller	Bethel Price Solar, LLC
		Chief Accounting Officer and Controller	Black Mesa Energy Holdings, LLC
		Chief Financial Officer and Controller	Black Mesa Energy, LLC
		Chief Financial Officer and Controller	Black Mesa Interconnection, LLC

	Chief Financial Officer and Controller	Black Mesa Solar Energy, LLC
	Chief Financial Officer and Controller	Black Mountain Solar, LLC
	Chief Accounting Officer and Controller	Blue Rose Borrower LLC
	Vice President, Chief Accounting Officer and Controller	Blue Rose Wind Holdings, LLC
	Vice President, Chief Accounting Officer and Controller	Blue Rose Wind, LLC
	Vice President, Chief Accounting Officer and Controller	Broad River Solar, LLC
	Chief Accounting Officer and Controller	Caldwell Power Company
	Vice President, Chief Accounting Officer and Controller	Cannon Solar, LLC
	Chief Financial Officer and Controller	Caprock Solar 1 LLC
	Chief Financial Officer and Controller	Caprock Solar 2 LLC
	Chief Financial Officer and Controller	Caprock Solar Holdings 1, LLC
	Chief Financial Officer and Controller	Caprock Solar Holdings 2, LLC
	Vice President, Chief Accounting Officer and Controller	Carofund, Inc.
	Vice President, Chief Accounting Officer and Controller	CaroHome, LLC
	Chief Financial Officer and Controller	Carolina Solar Power, LLC
	Chief Financial Officer and Controller	Catamount Energy Corporation
	Chief Financial Officer and Controller	Catamount Rumford Corporation
	Chief Financial Officer and Controller	Catamount Sweetwater 1 LLC
	Chief Financial Officer and Controller	Catamount Sweetwater 2 LLC
	Chief Financial Officer and Controller	Catamount Sweetwater 3 LLC
	Chief Financial Officer and Controller	Catamount Sweetwater 4-5 LLC
	Chief Financial Officer and Controller	Catamount Sweetwater 6 LLC
	Chief Financial Officer and Controller	Catamount Sweetwater Corporation
	Chief Financial Officer and Controller	Catamount Sweetwater Holdings LLC
	Chief Accounting Officer and Controller	Catawba Mfg. & Electric Power Co.
	Chief Financial Officer and Controller	CEC UK1 Holding Corp.
	Chief Financial Officer and Controller	CEC UK2 Holding Corp.
	Vice President, Chief Accounting Officer and Controller	Century Group Real Estate Holdings, LLC
	Chief Financial Officer and Controller	Cinergy Climate Change Investments, LLC
	Vice President, Chief Accounting Officer and Controller	Cinergy Corp.
	Chief Accounting Officer and Controller	Cinergy Global Power, Inc.
	Chief Accounting Officer and Controller	Cinergy Global Resources, Inc.
	Chief Financial Officer and Controller	Cinergy Solutions - Utility, Inc.
	Chief Accounting Officer and Controller	Claiborne Energy Services, Inc.
	Chief Financial Officer and Controller	Clear Skies Solar Holdings, LLC
	Chief Financial Officer and Controller	Clear Skies Solar, LLC
	Chief Financial Officer and Controller	Colonial Eagle Solar, LLC
	Chief Financial Officer and Controller	Conetoe II Solar, LLC
	Vice President, Chief Accounting Officer and Controller	Cosmos Holdings, LLC
	Vice President, Chief Accounting Officer and Controller	CPRE 1 Holdings, LLC
	Chief Accounting Officer and Controller	CPRE 1 Lessee, LLC
	Vice President, Chief Accounting Officer and Controller	CPRE 1, LLC
	Chief Accounting Officer and Controller	CPRE Borrower LLC
	Chief Financial Officer and Controller	Creswell Alligood Solar, LLC
	Chief Financial Officer and Controller	CS Murphy Point, LLC
	Chief Accounting Officer	DATC Holdings Path 15, LLC
	Chief Accounting Officer	DATC Path 15 Transmission, LLC
	Chief Accounting Officer	DATC Path 15, LLC
	Chief Accounting Officer and Controller	DE Nuclear Engineering, Inc.
	Chief Financial Officer and Controller	DE1 Holdings, LLC
	Chief Accounting Officer and Controller	DEF Purchasing Company, LLC
	Chief Financial Officer and Controller	DEGS O&M, LLC
	Chief Financial Officer and Controller	DEGS Wind Supply II, LLC
	Chief Financial Officer and Controller	DEGS Wind Supply, LLC
	Vice President, Chief Accounting Officer and Controller	DER Atticus, LLC
	Vice President, Chief Accounting Officer and Controller	DER CPRE 1, LLC
	Vice President, Chief Financial Officer and Controller	DER Holstein Holdings, LLC
	Vice President, Chief Financial Officer and Controller	DER Holstein TX Holdings, LLC
	Vice President, Chief Financial Officer and Controller	DER Holstein, LLC
	Vice President, Chief Accounting Officer and Controller	DER Rambler Solar, LLC
	Chief Accounting Officer and Controller	DETM Management, Inc.
	Director	DETM Management, Inc.
	Chief Financial Officer and Controller	Dixilyn-Field Drilling Company
	Chief Financial Officer and Controller	Dogwood Solar, LLC
	Chief Financial Officer and Controller	Dowmont Solar, LLC
	Director	DTMSI Management Ltd.
	Vice President, Chief Financial Officer, Chief Accounting Officer and Controller	DTMSI Management Ltd.
	Chief Accounting Officer and Controller	Duke CRNG-EquipCo, LLC

	Chief Accounting Officer and Controller	Duke CRNG-GA1, LLC
	Chief Accounting Officer and Controller	Duke CRNG-NC1, LLC
	Chief Accounting Officer and Controller	Duke Energy ACP, LLC
	Chief Financial Officer and Controller	Duke Energy Americas, LLC
	Chief Financial Officer and Controller	Duke Energy Beckjord Storage LLC
	Chief Financial Officer and Controller	Duke Energy Beckjord, LLC
	Vice President, Chief Accounting Officer and Controller	Duke Energy Business Services LLC
	Controller	Duke Energy Carolinas NC Storm Funding LLC
	Manager	Duke Energy Carolinas NC Storm Funding LLC
	Chief Financial Officer and Controller	Duke Energy Carolinas Plant Operations, LLC
	Vice President, Chief Accounting Officer and Controller	Duke Energy Carolinas, LLC
	Chief Accounting Officer and Controller	Duke Energy China Corp.
	Chief Financial Officer and Controller	Duke Energy Clean Energy Resources, LLC
	Chief Accounting Officer and Controller	Duke Energy Corporate Services, Inc.
	Vice President, Chief Accounting Officer and Controller	Duke Energy Corporation
	Manager	Duke Energy Florida Project Finance, LLC
	Chief Accounting Officer and Controller	Duke Energy Florida Solar Solutions, LLC
	Vice President, Chief Accounting Officer and Controller	Duke Energy Florida, LLC
	Chief Financial Officer and Controller	Duke Energy Fuel Cell Holdings, LLC
	Chief Financial Officer and Controller	Duke Energy Fuel Cell, LLC
	Vice President, Chief Accounting Officer and Controller	Duke Energy Generation Services, Inc.
	Vice President, Chief Financial Officer and Controller	Duke Energy Golden Vista, LLC
	Controller	Duke Energy Group, LLC
	Vice President, Chief Accounting Officer and Controller	Duke Energy Indiana, LLC
	Vice President, Chief Accounting Officer and Controller	Duke Energy Kentucky, Inc.
	Chief Accounting Officer and Controller	Duke Energy Merchants, LLC
	Chief Financial Officer and Controller	Duke Energy Mesteno, LLC
	Chief Accounting Officer and Controller	Duke Energy North America, LLC
	Vice President, Chief Accounting Officer and Controller	Duke Energy Ohio, Inc.
	Chief Financial Officer and Controller	Duke Energy One Services, LLC
	Chief Accounting Officer and Controller	Duke Energy Pipeline Holding Company, LLC
	Controller	Duke Energy Progress NC Storm Funding LLC
	Manager	Duke Energy Progress NC Storm Funding LLC
	Vice President, Chief Accounting Officer and Controller	Duke Energy Progress, LLC
	Chief Accounting Officer and Controller	Duke Energy Registration Services, Inc.
	Chief Financial Officer and Controller	Duke Energy Renewable Services, LLC
	Chief Financial Officer and Controller	Duke Energy Renewables Commercial, LLC
	Chief Accounting Officer and Controller	Duke Energy Renewables Holding Company, LLC
	Chief Financial Officer and Controller	Duke Energy Renewables NC Solar, LLC
	Chief Accounting Officer and Controller	Duke Energy Renewables Solar Holdings, LLC
	Vice President, Chief Accounting Officer and Controller	Duke Energy Renewables Solar I, LLC
	Chief Financial Officer and Controller	Duke Energy Renewables Solar, LLC
	Chief Financial Officer and Controller	Duke Energy Renewables Storage, LLC
	Vice President, Chief Accounting Officer and Controller	Duke Energy Renewables Wind I, LLC
	Chief Financial Officer and Controller	Duke Energy Renewables Wind, LLC
	Chief Accounting Officer and Controller	Duke Energy Renewables, LLC
	Chief Accounting Officer and Controller	Duke Energy Royal, LLC
	Chief Accounting Officer and Controller	Duke Energy Sabal Trail, LLC
	Chief Financial Officer and Controller	Duke Energy SAM, LLC
	Vice President, Chief Financial Officer, Chief Accounting Officer and Controller	Duke Energy Services Canada ULC
	Chief Accounting Officer and Controller	Duke Energy Services, Inc.
	Chief Financial Officer and Controller	Duke Energy Shoreham Holdings, LLC
	Chief Financial Officer and Controller	Duke Energy Shoreham, LLC
	Chief Financial Officer and Controller	Duke Energy Skyhigh 2, LLC
	Chief Financial Officer and Controller	Duke Energy Skyhigh 3, LLC
	Chief Financial Officer and Controller	Duke Energy Skyhigh, LLC
	Vice President, Chief Accounting Officer and Controller	Duke Energy Sun Holdings, LLC
	Chief Financial Officer and Controller	Duke Energy Supply Company, LLC
	Chief Financial Officer and Controller	Duke Energy Transmission Holding Company, LLC
	Chief Accounting Officer and Controller	Duke Energy Vermillion II, LLC
	Chief Accounting Officer and Controller	Duke Foothills, LLC
	Chief Financial Officer and Controller	Duke Investments, LLC
	Chief Accounting Officer and Controller	Duke Project Services, Inc.
	Chief Accounting Officer and Controller	Duke SRNG-EquipCo, LLC
	Chief Accounting Officer and Controller	Duke SRNG-MA1, LLC
	Chief Accounting Officer and Controller	Duke SRNG-MA2, LLC
	Chief Accounting Officer and Controller	Duke SRNG-SE-GA1, LLC
	Chief Financial Officer and Controller	Duke Supply Network, LLC
	Chief Accounting Officer and Controller	Duke SustainRNG Holding Corp.
	Chief Accounting Officer and Controller	Duke SustainRNG LLC
	Chief Accounting Officer and Controller	Duke Technologies, Inc.
	Chief Accounting Officer and Controller	Duke Upper Piedmont, LLC

	Chief Financial Officer and Controller	Duke Ventures II, LLC
	Vice President, Chief Financial Officer and Controller	Duke Ventures Real Estate, LLC
	Chief Accounting Officer and Controller	Duke Ventures, LLC
	Chief Accounting Officer	Duke-American Transmission Company, LLC
	Chief Financial Officer and Controller	Duke-Reliant Resources, Inc.
	Chief Financial Officer and Controller	Durant Bend Solar, LLC
	Chief Financial Officer and Controller	East Blackland Holdings LLC
	Chief Financial Officer and Controller	East Blackland Solar Project 1 LLC
	Chief Accounting Officer and Controller	Eastover Land Company
	Chief Accounting Officer and Controller	Eastover Mining Company
	Chief Financial Officer and Controller	Emerald State Solar Holdings, LLC
	Chief Financial Officer and Controller	Emerald State Solar, LLC
	Chief Financial Officer and Controller	Energy Pipelines International Company
	Chief Financial Officer and Controller	Equinox Vermont Corporation
	Chief Accounting Officer and Controller	eTransEnergy, LLC
	Chief Financial Officer and Controller	Everetts Wildcat Solar, LLC
	Chief Financial Officer and Controller	Federal Way Powerhouse LLC
	Chief Financial Officer and Controller	Franklin Battery Storage, LLC
	Chief Financial Officer and Controller	Franklin Interconnection, LLC
	Vice President, Chief Financial Officer and Controller	Franklin Solar LLC
	Chief Financial Officer and Controller	Fresh Air Energy X, LLC
	Chief Financial Officer and Controller	Frontier Windpower II, LLC
	Chief Financial Officer and Controller	Frontier Windpower, LLC
	Chief Financial Officer and Controller	Garysburg Solar LLC
	Chief Financial Officer and Controller	Gaston Solar LLC
	Chief Financial Officer and Controller	Gato Montes Solar, LLC
	Vice President, Chief Financial Officer and Controller	Golden Vista Energy Holdings, LLC
	Chief Financial Officer and Controller	Green Frontier Windpower Holdings, LLC
	Chief Financial Officer and Controller	Green Frontier Windpower, LLC
	Chief Accounting Officer and Controller	Greenville Gas and Electric Light and Power Company
	Chief Financial Officer and Controller	Happy Jack Windpower, LLC
	Chief Financial Officer and Controller	Heuvelton Solar LLC
	Chief Financial Officer and Controller	Hidden Meadows Solar, LLC
	Chief Financial Officer and Controller	High Noon Solar Holdings, LLC
	Chief Financial Officer and Controller	High Noon Solar, LLC
	Chief Financial Officer and Controller	Highlander Solar 1, LLC
	Chief Financial Officer and Controller	Highlander Solar 2, LLC
	Chief Accounting Officer and Controller	Hollywood Holdco I LLC
	Chief Accounting Officer and Controller	Hollywood Holdco II LLC
	Chief Accounting Officer and Controller	Hollywood Merger Sub I, LLC
	Chief Accounting Officer and Controller	Hollywood Merger Sub II, LLC
	Chief Accounting Officer and Controller	Hollywood Target LLC
	Vice President, Chief Financial Officer and Controller	Holstein Solar Holdings, LLC
	Chief Financial Officer and Controller	Hoosier Jack Solar, LLC
	Chief Financial Officer and Controller	HXOap Solar One, LLC
	Chief Financial Officer and Controller	Ironwood-Cimarron Windpower Holdings, LLC
	Chief Accounting Officer and Controller	Jackpot Borrower LLC
	Vice President, Chief Financial Officer and Controller	Jackpot Holdings, LLC
	Chief Financial Officer and Controller	Jackpot Solar Energy, LLC
	Chief Financial Officer and Controller	Jackpot Solar Holdings, LLC
	Chief Financial Officer and Controller	Kit Carson Windpower II Holdings, LLC
	Chief Financial Officer and Controller	Kit Carson Windpower II, LLC
	Chief Financial Officer and Controller	Kit Carson Windpower, LLC
	Vice President, Chief Accounting Officer and Controller	KO Transmission Company
	Chief Financial Officer and Controller	Lapetus Energy Project, LLC
	Chief Financial Officer and Controller	Laurel Hill Wind Energy, LLC
	Chief Financial Officer and Controller	Ledyard Windpower, LLC
	Chief Financial Officer and Controller	Long Farm 46 Solar, LLC
	Chief Financial Officer and Controller	Longboat Solar, LLC
	Chief Financial Officer and Controller	Los Vientos Windpower IA Holdings, LLC
	Chief Financial Officer and Controller	Los Vientos Windpower IA, LLC
	Chief Financial Officer and Controller	Los Vientos Windpower IB Holdings, LLC
	Chief Financial Officer and Controller	Los Vientos Windpower IB, LLC
	Chief Financial Officer and Controller	Los Vientos Windpower III Holdings, LLC
	Chief Financial Officer and Controller	Los Vientos Windpower III, LLC
	Chief Financial Officer and Controller	Los Vientos Windpower IV Holdings, LLC
	Chief Financial Officer and Controller	Los Vientos Windpower IV, LLC
	Chief Financial Officer and Controller	Los Vientos Windpower V Holdings, LLC
	Chief Financial Officer and Controller	Los Vientos Windpower V, LLC
	Chief Financial Officer and Controller	Martins Creek Solar NC, LLC
	Chief Financial Officer and Controller	Maryneal Windpower, LLC
	Vice President, Chief Accounting Officer and Controller	MCP, LLC
	Chief Financial Officer and Controller	Mesteno Energy Holdings, LLC
	Chief Financial Officer and Controller	Mesteno Windpower, LLC
	Chief Accounting Officer and Controller	Miami Power Corporation
	Chief Financial Officer and Controller	Murphy Farm Power, LLC
	Chief Financial Officer and Controller	Nemaha Windpower, LLC
	Chief Financial Officer and Controller	North Allegheny Wind Energy, LLC
	Chief Financial Officer and Controller	North Allegheny Wind Holdings, LLC
	Chief Financial Officer and Controller	North Allegheny Wind, LLC
	Chief Financial Officer and Controller	North Carolina Renewable Properties, LLC
	Vice President, Chief Financial Officer and Controller	North Rosamond Solar, LLC
	Vice President, Chief Financial Officer and Controller	Palmer Solar LLC
	Vice President, Chief Accounting Officer and Controller	PanEnergy Corp.
	Chief Accounting Officer	Path 15 Funding KBT, LLC
	Chief Accounting Officer	Path 15 Funding TV, LLC
	Chief Accounting Officer	Path 15 Funding, LLC
	Chief Accounting Officer and Controller	PeakNet Services, LLC
	Chief Accounting Officer and Controller	PeakNet, LLC
	Vice President, Chief Accounting Officer and Controller	Piedmont Natural Gas Company, Inc.
	Chief Accounting Officer and Controller	Pike Solar Energy Holdings, LLC

	Chief Accounting Officer and Controller	Pike Solar Energy, LLC
	Chief Accounting Officer and Controller	Pike Solar Holdings, LLC
	Chief Financial Officer and Controller	Pike Solar LLC
	Chief Accounting Officer and Controller	Pisgah Ridge 3, LLC
	Chief Accounting Officer and Controller	Pisgah Ridge Solar 2, LLC
	Vice President, Chief Accounting Officer and Controller	Pisgah Ridge Solar, LLC
	Chief Financial Officer and Controller	Pleasant Grove Solar, LLC
	Chief Financial Officer and Controller	Potter Road Powerhouse LLC
	Chief Accounting Officer and Controller	Progress Capital Holdings, Inc.
	Vice President, Chief Accounting Officer and Controller	Progress Energy, Inc.
	Controller	Progress Fuels, LLC
	Chief Accounting Officer and Controller	Progress Telecommunications Corporation
	Chief Financial Officer and Controller	Project Oxygen Holdings I, LLC
	Chief Financial Officer and Controller	Project Oxygen Holdings, LLC
	Chief Accounting Officer and Controller	PT Holding Company LLC
	Chief Financial Officer and Controller	Pumpjack Solar I, LLC
	Vice President, Chief Accounting Officer and Controller	Rambler Solar Holdings, LLC
	Chief Financial Officer and Controller	RE Ajo 1 LLC
	Chief Financial Officer and Controller	RE AZ Holdings LLC
	Chief Financial Officer and Controller	RE Bagdad Solar 1 LLC
	Chief Financial Officer and Controller	RE Gattaca Holdings LLC
	Chief Financial Officer and Controller	RE Haast Holdings LLC
	Chief Financial Officer and Controller	RE Inverness Holdings LLC
	Vice President, Chief Financial Officer and Controller	RE Rambler LLC
	Chief Financial Officer and Controller	RE SFCity1 GP, LLC
	Chief Financial Officer and Controller	RE SFCity1 Holdco LLC
	Chief Accounting Officer and Controller	REC EmployerCo, LLC
	Chief Financial Officer and Controller	Rio Bravo Solar I, LLC
	Chief Financial Officer and Controller	Rio Bravo Solar II, LLC
	Chief Financial Officer and Controller	River Road Solar, LLC
	Vice President, Chief Financial Officer and Controller	Rosamond Renewables, LLC
	Vice President, Chief Financial Officer and Controller	Rosamond Solar AQ LLC
	Vice President, Chief Financial Officer and Controller	Rosamond Solar Holdings, LLC
	Vice President, Chief Financial Officer and Controller	Rosamond Solar Portfolio, LLC
	Chief Financial Officer and Controller	RP-Orlando, LLC
	Vice President, Chief Accounting Officer and Controller	Sandy River Timber, LLC
	Chief Financial Officer and Controller	Seaboard Solar LLC
	Chief Financial Officer and Controller	Seville Solar Holding Company, LLC
	Chief Financial Officer and Controller	Seville Solar One LLC
	Chief Financial Officer and Controller	Seville Solar Two, LLC
	Chief Financial Officer and Controller	Shirley Wind, LLC
	Chief Financial Officer and Controller	Shoreham Energy Holdings, LLC
	Chief Financial Officer and Controller	Shoreham Solar Commons LLC
	Chief Financial Officer and Controller	Silver Sage Windpower, LLC
	Chief Financial Officer and Controller	Skyhigh Sun 2, LLC
	Chief Financial Officer and Controller	Skyhigh Sun 3, LLC
	Chief Financial Officer and Controller	Skyhigh Sun, LLC
	Chief Financial Officer and Controller	Solar Star North Carolina I, LLC
	Chief Financial Officer and Controller	Solar Star North Carolina II, LLC
	Chief Financial Officer and Controller	SoINCPower10, L.L.C.
	Chief Financial Officer and Controller	SoINCPower5, LLC
	Chief Financial Officer and Controller	SoINCPower6, LLC
	Chief Financial Officer and Controller	South Butler Solar LLC
	Vice President, Chief Accounting Officer and Controller	South Construction Company, Inc.
	Chief Accounting Officer and Controller	South Dixon Solar, LLC
	Chief Financial Officer and Controller	Southbound Solar, LLC
	Chief Accounting Officer and Controller	Southern Power Company
	Vice President, Chief Financial Officer and Controller	Speedway Solar NC, LLC
	Chief Financial Officer and Controller	Stenner Creek Solar LLC
	Vice President, Chief Financial Officer and Controller	Stony Knoll Solar, LLC
	Chief Financial Officer and Controller	Sumter I & II Solar, LLC
	Chief Financial Officer and Controller	Sweetwater Development LLC
	Chief Financial Officer and Controller	Sweetwater Wind Power L.L.C.
	Chief Accounting Officer and Controller	Symphony Breeze Borrower LLC
	Vice President, Chief Accounting Officer and Controller	Symphony Breeze Holdings, LLC
	Vice President, Chief Accounting Officer and Controller	Symphony Breeze, LLC
	Chief Accounting Officer and Controller	Symphony Sun Borrower LLC
	Vice President, Chief Accounting Officer and Controller	Symphony Sun, LLC
	Vice President, Chief Accounting Officer and Controller	Symphony Wind Holdings, LLC
	Chief Financial Officer and Controller	Tallbear Seville LLC
	Chief Financial Officer and Controller	Tarboro Solar LLC
	Chief Financial Officer and Controller	Taylorsville Solar, LLC
	Vice President, Chief Accounting Officer and Controller	TBP Properties, LLC
	Chief Financial Officer and Controller	TE Notrees, LLC
	Chief Financial Officer and Controller	TE Ocotillo, LLC
	Vice President, Chief Financial Officer and Controller	TES Anchor Solar 23 LLC
	Chief Financial Officer and Controller	TES Overlook Road LLC
	Vice President, Chief Financial Officer and Controller	TES Rowtier Solar 23 LLC
	Chief Financial Officer and Controller	Texoma Wind Holdings, LLC
	Chief Financial Officer and Controller	Texoma Wind, LLC
	Chief Financial Officer and Controller	Three Buttes Windpower, LLC
	Chief Financial Officer and Controller	Top of the World Wind Energy Holdings LLC
	Chief Financial Officer and Controller	Top of the World Wind Energy LLC
	Vice President, Chief Accounting Officer and Controller	TRES Timber, LLC
	Vice President, Chief Accounting Officer and Controller	Tri-State Improvement Company
	Chief Financial Officer and Controller	Turtle Creek Solar 2, LLC
	Chief Accounting Officer and Controller	Turtle Creek Solar, LLC
	Chief Financial Officer and Controller	TX Solar I LLC
	Chief Financial Officer and Controller	Victory Solar LLC
	Chief Financial Officer and Controller	Washington Airport Solar, LLC
	Chief Financial Officer and Controller	Washington Millfield Solar, LLC

		Chief Financial Officer and Controller	Washington White Post Solar, LLC
		Chief Financial Officer and Controller	Wateree Power Company
		Chief Financial Officer and Controller	West Texas Angelos Holdings LLC
		Chief Financial Officer and Controller	Westbound Solar 2, LLC
		Chief Financial Officer and Controller	Westbound Solar 3, LLC
		Chief Financial Officer and Controller	Westbound Solar, LLC
		Chief Accounting Officer and Controller	Western Carolina Power Company
		Vice President, Chief Accounting Officer and Controller	Western Vista Solar Holdings, LLC
		Vice President, Chief Financial Officer and Controller	Western Vista Solar, LLC
		Chief Financial Officer and Controller	Wild Jack Solar Holdings LLC
		Chief Financial Officer and Controller	Wild Jack Solar LLC
		Chief Accounting Officer and Controller	Wildflower Solar Energy Holdings, LLC
		Chief Accounting Officer and Controller	Wildflower Solar Energy, LLC
		Chief Accounting Officer and Controller	Wildflower Solar Holdings, LLC
		Chief Financial Officer and Controller	Wildflower Solar LLC
		Chief Financial Officer and Controller	Wildwood Solar I, LLC
		Chief Financial Officer and Controller	Wildwood Solar II, LLC
		Chief Financial Officer and Controller	Wind Star Holdings, LLC
		Chief Financial Officer and Controller	Wind Star Renewables, LLC
		Chief Financial Officer and Controller	Windsor Cooper Hill Solar, LLC
		Chief Financial Officer and Controller	Winton Solar LLC
		Chief Financial Officer and Controller	Woodland Solar LLC
Reising, Ronald R.	Adviser to the Chair, President, and Chief Executive Officer		
		Senior Vice President and Chief Human Resources Officer	Duke Energy Business Services LLC
		Executive Vice President and Chief Human Resources Officer	Duke Energy Business Services LLC
		Senior Vice President and Chief Human Resources Officer	Duke Energy Carolinas, LLC
		Executive Vice President and Chief Human Resources Officer	Duke Energy Carolinas, LLC
		Director	Duke Energy Commercial Enterprises, Inc.
		Senior Vice President and Chief Human Resources Officer	Duke Energy Corporate Services, Inc.
		Executive Vice President and Chief Human Resources Officer	Duke Energy Corporate Services, Inc.
		Senior Vice President and Chief Human Resources Officer	Duke Energy Corporation
		Executive Vice President and Chief Human Resources Officer	Duke Energy Corporation
		Senior Vice President and Chief Human Resources Officer	Duke Energy Florida, LLC
		Executive Vice President and Chief Human Resources Officer	Duke Energy Florida, LLC
		Senior Vice President and Chief Human Resources Officer	Duke Energy Indiana, LLC
		Executive Vice President and Chief Human Resources Officer	Duke Energy Indiana, LLC
		Senior Vice President and Chief Human Resources Officer	Duke Energy Kentucky, Inc.
		Executive Vice President and Chief Human Resources Officer	Duke Energy Kentucky, Inc.
		Senior Vice President and Chief Human Resources Officer	Duke Energy Ohio, Inc.
		Executive Vice President and Chief Human Resources Officer	Duke Energy Ohio, Inc.
		Senior Vice President and Chief Human Resources Officer	Duke Energy Progress, LLC
		Executive Vice President and Chief Human Resources Officer	Duke Energy Progress, LLC
		Senior Vice President and Chief Human Resources Officer	Energy Pipelines International Company
		Executive Vice President and Chief Human Resources Officer	Energy Pipelines International Company
		Senior Vice President and Chief Human Resources Officer	Piedmont Natural Gas Company, Inc.
		Executive Vice President and Chief Human Resources Officer	Piedmont Natural Gas Company, Inc.
		TRUSTEE	The Duke Energy Foundation
		Senior Vice President and Chief Human Resources Officer	Wateree Power Company
		Executive Vice President and Chief Human Resources Officer	Wateree Power Company
		Board of Directors	Center for Energy Workforce Development
Renjel, Louis E.	Executive Vice President, External Affairs and Communications		
		Executive Vice President, External Affairs and Communications	Duke Energy Business Services LLC
		Executive Vice President, External Affairs and Communications	Duke Energy Carolinas, LLC
		Executive Vice President, External Affairs and Communications	Duke Energy Corporation
		Executive Vice President, External Affairs and Communications	Duke Energy Florida, LLC
		Executive Vice President, External Affairs and Communications	Duke Energy Indiana, LLC
		Executive Vice President, External Affairs and Communications	Duke Energy Kentucky, Inc.
		Executive Vice President, External Affairs and Communications	Duke Energy Ohio, Inc.
		Executive Vice President, External Affairs and Communications	Duke Energy Progress, LLC
		Executive Vice President, External Affairs and Communications	Piedmont Natural Gas Company, Inc.
		TRUSTEE	The Duke Energy Foundation
		Board of Directors	Nuclear Energy Institute
		Board of Trustees	Randolph-Macon College
Savoy, Brian D.	Executive Vice President and Chief Financial Officer		
		Chief Financial Officer	Cinergy Corp.
		President	Cinergy Corp.
		Director	Cinergy Global Power, Inc.
		Director	Cinergy Global Resources, Inc.
		President	Cinergy Solutions - Utility, Inc.
		Director	Cinergy Solutions - Utility, Inc.
		Director	DEF Purchasing Company, LLC
		Executive Vice President and Chief Financial Officer	Duke Energy Business Services LLC
		Executive Vice President and Chief Financial Officer	Duke Energy Carolinas, LLC
		Executive Vice President and Chief Financial Officer	Duke Energy Corporation
		Executive Vice President and Chief Financial Officer	Duke Energy Florida, LLC
		Executive Vice President and Chief Financial Officer	Duke Energy Indiana, LLC
		Executive Vice President and Chief Financial Officer	Duke Energy Kentucky, Inc.
		Executive Vice President and Chief Financial Officer	Duke Energy Ohio, Inc.

		Executive Vice President and Chief Financial Officer	Duke Energy Progress, LLC
		Director	Duke Energy Services Canada ULC
		Manager	Duke Foothills, LLC
		Director	Duke SustainRNG Holding Corp.
		Manager	Duke Upper Piedmont, LLC
		President	eTransEnergy, LLC
		President	Piedmont ACP Company, LLC
		President	Piedmont Constitution Pipeline Company, LLC
		President	Piedmont ENCNG Company, LLC
		President	Piedmont Energy Company
		Sole Director	Piedmont Energy Company
		President	Piedmont Energy Partners, Inc.
		Director	Piedmont Energy Partners, Inc.
		President	Piedmont Hardy Storage Company, LLC
		President	Piedmont Interstate Pipeline Company
		Sole Director	Piedmont Interstate Pipeline Company
		President	Piedmont Intrastate Pipeline Company
		Sole Director	Piedmont Intrastate Pipeline Company
		Director	Piedmont Natural Gas Company, Inc.
		Executive Vice President and Chief Financial Officer	Piedmont Natural Gas Company, Inc.
		Executive Vice President and Chief Financial Officer	Progress Energy, Inc.
		TRUSTEE	The Duke Energy Foundation
		Board of Directors	Electric Power Research Institute
		Board of Trustees	Queens University of Charlotte
Sideris, Harry K.	Executive Vice President, Customer Experience, Solutions, and Services	Executive Vice President, Customer Experience, Solutions, and Services	Duke Energy Business Services LLC
		Executive Vice President, Customer Experience, Solutions, and Services	Duke Energy Carolinas, LLC
		Executive Vice President, Customer Experience, Solutions, and Services	Duke Energy Corporation
		Executive Vice President, Customer Experience, Solutions, and Services	Duke Energy Florida, LLC
		Executive Vice President, Customer Experience, Solutions, and Services	Duke Energy Indiana, LLC
		Executive Vice President, Customer Experience, Solutions, and Services	Duke Energy Kentucky, Inc.
		Executive Vice President, Customer Experience, Solutions, and Services	Duke Energy Ohio, Inc.
		Executive Vice President, Customer Experience, Solutions, and Services	Duke Energy Progress, LLC
		Executive Vice President, Customer Experience, Solutions, and Services	Piedmont Natural Gas Company, Inc.
		TRUSTEE	The Duke Energy Foundation
		Board Member	AEIC
		Co-Chair	National Utilities Diversity Council
Young, Steven K.	Executive Vice President and Chief Commercial Officer	Director	Caldwell Power Company
		Director	Carofund, Inc.
		Director	Catamount Energy Corporation
		Director	Catamount Rumford Corporation
		Director	Catamount Sweetwater Corporation
		Director	Catawba Mfg. & Electric Power Co.
		Director	CEC UK1 Holding Corp.
		Director	CEC UK2 Holding Corp.
		Member of the Board of Managers	Cinergy Climate Change Investments, LLC
		Director	Cinergy Global Power, Inc.
		President	Cinergy Global Power, Inc.
		President	Cinergy Global Resources, Inc.
		Director	Cinergy Global Resources, Inc.
		Director	Cinergy Solutions - Utility, Inc.
		Director	Claiborne Energy Services, Inc.
		Manager	DE1 Holdings, LLC
		Director	DEMI Management, Inc.
		Director	Dixilyn-Field Drilling Company
		Director	DTMSI Management Ltd.
		Manager	Duke Energy Americas, LLC
		Executive Vice President and Chief Commercial Officer	Duke Energy Beckford Storage LLC
		Executive Vice President and Chief Commercial Officer	Duke Energy Business Services LLC
		Executive Vice President and Chief Commercial Officer	Duke Energy Carolinas, LLC
		Director	Duke Energy China Corp.
		Director	Duke Energy Corporate Services, Inc.
		Executive Vice President and Chief Commercial Officer	Duke Energy Corporation
		Executive Vice President and Chief Commercial Officer	Duke Energy Florida, LLC
		Executive Vice President and Chief Commercial Officer	Duke Energy Indiana, LLC
		Executive Vice President and Chief Commercial Officer	Duke Energy Kentucky, Inc.
		Executive Vice President and Chief Commercial Officer	Duke Energy Ohio, Inc.
		Executive Vice President and Chief Commercial Officer	Duke Energy Progress, LLC
		Director	Duke Energy Registration Services, Inc.
		Director	Duke Energy Renewables Solar Holdings, LLC
		Director	Duke Energy Services, Inc.
		Executive Vice President and Chief Commercial Officer	Duke Energy Transmission Holding Company, LLC
		Director	Duke Technologies, Inc.
		Member of the Board of Managers	Duke Ventures Real Estate, LLC
		Manager	Duke Ventures, LLC

	Director	Duke-Reliant Resources, Inc.
	Director	Energy Pipelines International Company
	Director	Equinox Vermont Corporation
	Manager	Federal Way Powerhouse LLC
	Director	Florida Progress Funding Corporation
	President	Florida Progress Funding Corporation
	Director	Florida Progress, LLC
	Director	Greenville Gas and Electric Light and Power Company
	President	Kentucky May Coal Company, LLC
	Director	KO Transmission Company
	Director	PanEnergy Corp.
	Executive Vice President and Chief Commercial Officer	Piedmont Natural Gas Company, Inc.
	Manager	Potter Road Powerhouse LLC
	Chief Executive Officer and President	Progress Capital Holdings, Inc.
	Director	Progress Capital Holdings, Inc.
	Director	Progress Energy EnviroTree, Inc.
	President	Progress Fuels, LLC
	President	Progress Synfuel Holdings, Inc.
	Director	Progress Synfuel Holdings, Inc.
	Director	Southern Power Company
	Director	Strategic Resource Solutions Corp., A North Carolina Enterprise Corporation
	TRUSTEE	The Duke Energy Foundation
	Director	Tri-State Improvement Company
	Director	Wateree Power Company
	Director	Western Carolina Power Company
	Board of Directors	Bechtler Museum of Modern Art
	Board of Directors	Charlotte Sports Foundation

Business Contracts with Officers, Directors and Affiliates

Company: Duke Energy Florida, LLC

For the Year Ended December 31, 2023

List all contracts, agreements, or other business arrangements* entered into during the calendar year (other than compensation-related to position with respondent) between the respondent and each officer and director listed in Part 1 of the Executive Summary. In addition, provide the same information with respect to professional services for each firm, partnership, or organization with which the officer or director is affiliated.

Note: * Business agreement, for this schedule, shall mean any oral or written business deal which binds the concerned parties for products or services during the reporting year or future years.

Name of Officer or Director	Name and Address of Affiliated Entity	Amount	Identification of Product or Service
No such contracts, agreements or other business arrangements to report.			
<p>Note: The above listing excludes contributions and industry association dues. See pages 455 through 458 for affiliate transactions.</p>			

**Reconciliation of Gross Operating Revenues
Annual Report versus Regulatory Assessment Fee Return**

Company: Duke Energy Florida, LLC

For the Year Ended December 31, 2023

For the current year, reconcile the gross operating revenues as reported on Page 300 of this report with the gross operating revenues as reported on the utility's regulatory assessment fee return. Explain and justify any differences between the reported gross operating revenues in column (h).

	(a) Description	(b) Gross Operating Revenues per Page 300	(c) Interstate and Sales for Resale Adjustments	(d) Adjusted Intrastate Gross Operating Revenues	(e) Gross Operating Revenues per RAF Return	(f) Interstate and Sales for Resale Adjustments	(g) Adjusted Intrastate Gross Operating Revenues	(h) Difference (d) - (g)
1	Total Sales to Ultimate Customers (440-446, 448)	6,437,722,027	70,725,180	6,366,996,847	6,437,721,832	100,601,821	6,337,120,011	29,876,836
2	Sales for Resale (447)	148,280,048	148,280,048	-	148,246,061	148,246,061	-	-
3	Total Sales of Electricity	6,586,002,075	219,005,228	6,366,996,847	6,585,967,893	248,847,882	6,337,120,011	29,876,836
4	Provision for Rate Refunds (449.1)	(137)	-	(137)	-	-	-	(137)
5	Total Net Sales of Electricity	6,586,001,938	219,005,228	6,366,996,710	6,585,967,893	248,847,882	6,337,120,011	29,876,699
6	Total Other Operating Revenues (450-456)	314,147,365	172,659,312	141,488,053	314,609,846	172,658,938	141,950,907	(462,854)
7	Other (Specify)							
8	Other (Specify)							
9								
10	Total Gross Operating Revenues	6,900,149,303	391,664,540	6,508,484,763	6,900,577,739	421,506,821	6,479,070,919	29,413,844

Notes:

- [1] The \$29.9M difference reported on Line 1, Column (h) is attributed to the following: \$28M overstatement of load management and capacity credits on the Regulatory Assessment Fee (RAF) return. This will be corrected on the RAF return for the period 1/1/2024 through 6/30/2024 that is prepared in July 2024) as well as \$1.9M bad debt that was included on the RAF return in error and will be fixed on the 2024 return.
- [2] The (\$463K) difference reported on Line 6, Column (h) is attributed to the following timing differences: (\$1.3M) in account 454, (\$122K) in account 456, and (\$61K) in account 456.1, offset by \$1M in account 456 and 456.1 due to new accounts not being included in the 2023 RAF return. The amount related to the new accounts will be added to the July 2024 RAF return.

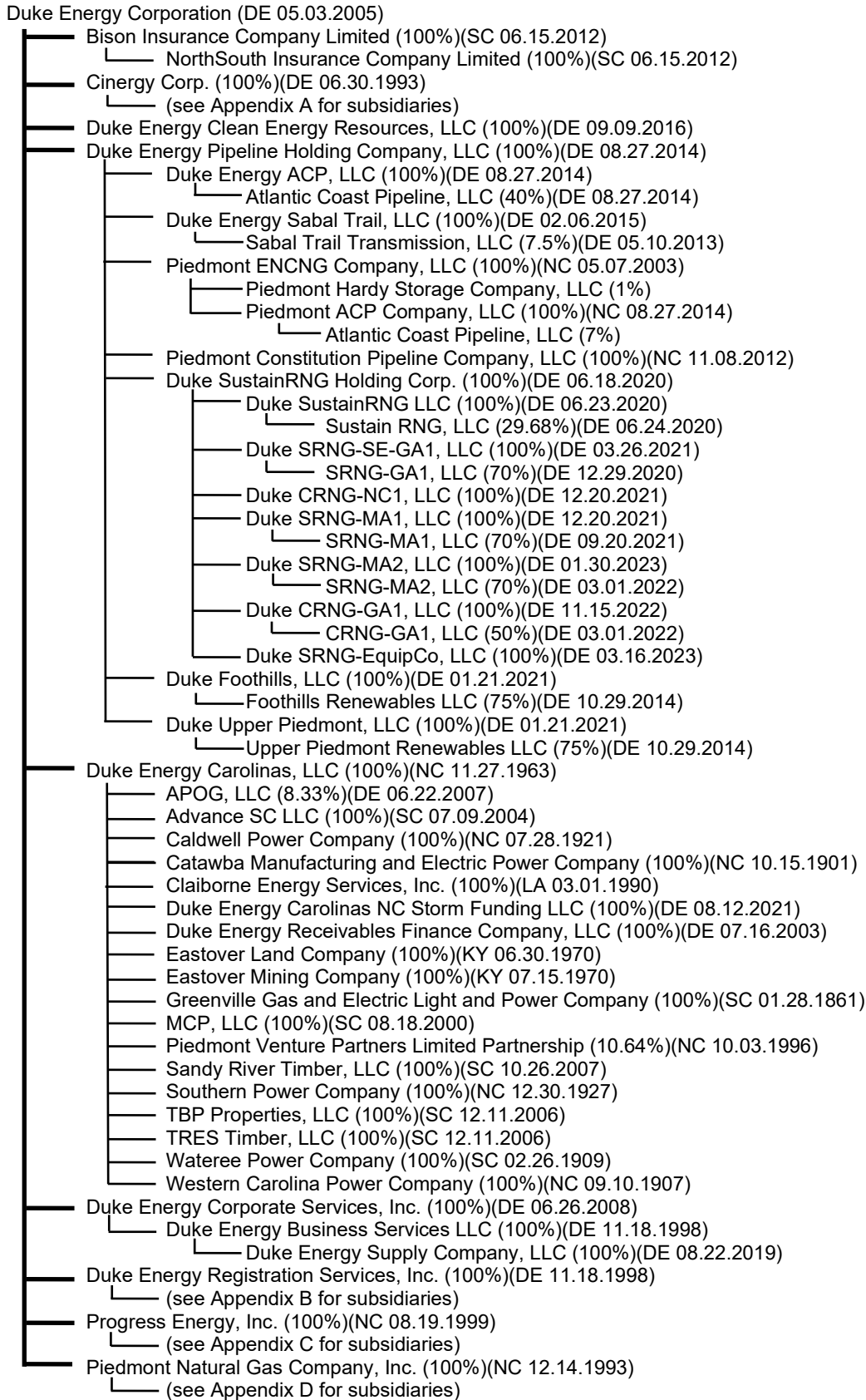
**Analysis of Diversification Activity
Changes in Corporate Structure**

Company: Duke Energy Florida, LLC

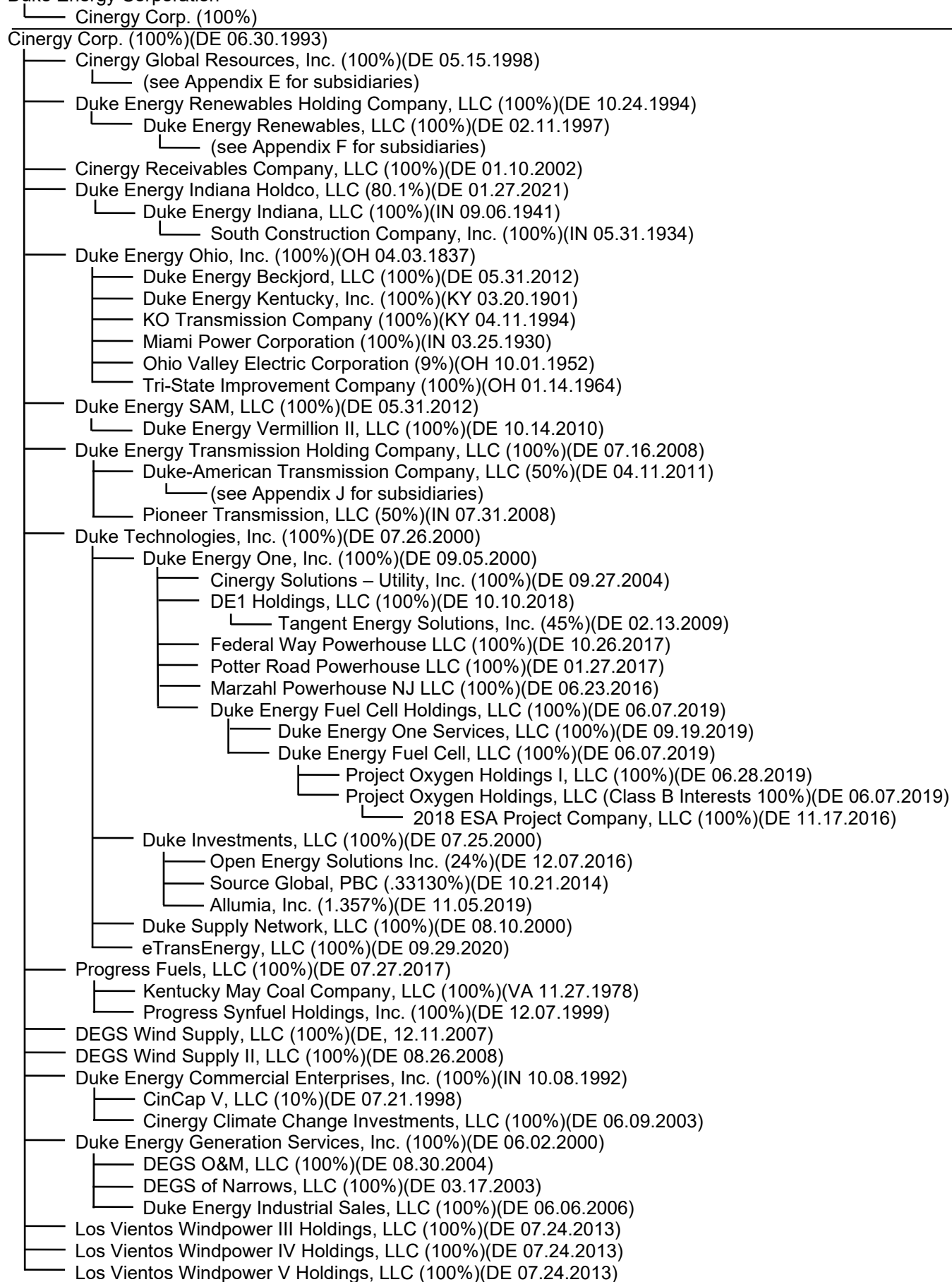
For the Year Ended December 31, 2023

<p>Provide any changes in corporate structure including partnerships, minority interest, and joint ventures and an updated organizational chart, including all affiliates.</p>	
Effective Date (a)	Description of Change (b)
	<p>See Attached 2023 Quarterly Corporate Structure Reports</p>

**DUKE ENERGY CORPORATION
CORPORATE STRUCTURE
AS OF MARCH 31, 2023**



Duke Energy Corporation



Duke Energy Corporation
 └─ Cinergy Corp. (100%)

Cinergy Corp. (100%)(DE 06.30.1993)

└─ Cosmos Holdings, LLC (100%)(DE 11.16.2022)

 └─ Duke Energy Renewables Commercial, LLC (100%)(DE 12.16.2014)

 └─ Stenner Creek Solar LLC (100%)(DE 01.17.2017)

 └─ Duke Energy Skyhigh, LLC (100%)(DE 07.30.2018)

 └─ Skyhigh Sun, LLC (Class B Interests 100%)(DE 07.30.2018)

 └─ Westbound Solar, LLC (100%)(DE 09.11.2018)

 └─ TES Anchor Solar 23 LLC (100%)(DE 01.25.2019)

 └─ Duke Energy Skyhigh 2, LLC (100%)(DE 01.10.2020)

 └─ Skyhigh Sun 2, LLC (100%)(DE 01.15.2020)

 └─ Westbound Solar 2, LLC (100%)(DE 10.24.2019)

 └─ TES Rowtier Solar 23 LLC (100%)(DE 09.18.2018)

 └─ Duke Energy Skyhigh 3, LLC (100%)(DE 06.24.2022)

 └─ Skyhigh Sun 3, LLC (Class B Interests 100%)(DE 06.28.2022)

 └─ Westbound Solar 3, LLC (100%)(DE 12.02.2020)

 └─ Dowmont Solar, LLC (100%)(NY 09.04.2018)

 └─ Heuvelton Solar LLC (100%)(DE 01.28.2020)

 └─ Hidden Meadows Solar, LLC (100%)(NY 09.04.2018)

 └─ TES Overlook Road LLC (100%)(DE 09.18.2018)

 └─ Southbound Solar, LLC (100%)(DE 04.12.2018)

 └─ REC Solar Commercial Corporation (100%)(DE 11.26.2013)

 └─ South Butler Solar LLC (100%)(DE 06.18.2020)

└─ Duke Ventures II, LLC (100%)(DE 09.01.2000)

 └─ Spruce Finance, Inc. (7.70%)(DE 12.16.2015)

 └─ Encycle Corporation (15.05%)(Ontario)

 └─ PHX Management Holdings, LLC (70%)(DE 10.15.2015)

 └─ Phoenix Energy Technologies, Inc. (7.7%)(DE 12.20.2008)

└─ Duke-Reliant Resources, Inc. (100%)(DE 01.14.1998)

└─ Kit Carson Windpower II Holdings, LLC (100%)(DE 07.24.2013)

 └─ Kit Carson Windpower II, LLC (100%)(DE 07.24.2013)

└─ Nemaha Windpower, LLC (100%) (DE 03.14.2017)

Duke Energy Corporation

- └─ Duke Energy Registration Services, Inc. (100%)

Duke Energy Registration Services, Inc. (100%)(DE 11.18.1998)

- └─ PanEnergy Corp. (100%)(DE 01.26.1981)
 - └─ Duke Energy Services, Inc. (100%)(DE 06.08.1959)
 - └─ DETMI Management, Inc. (100%)(CO 06.21.1994)
 - └─ Duke Ventures Real Estate, LLC (100%)(DE 06.09.2009)
 - └─ Century Group Real Estate Holdings, LLC (100%)(SC 02.06.2013)
 - └─ DTMSI Management Ltd. (100%)(British Columbia 12.18.2009)
 - └─ Duke Energy Services Canada ULC (31%)(British Columbia 09.17.2009)
 - └─ Duke Ventures, LLC (100%)(NV 12.19.2000)
 - └─ Dixilyn-Field Drilling Company (100%)(DE 01.31.1977)
 - └─ Dixilyn-Field (Nigeria) Limited (100%)(Nigeria 11.14.1977)
 - └─ Duke Energy Services Canada ULC (69%)(British Columbia 09.17.2009)
- └─ Eastman Whipstock do Brasil Ltda (100%)(Brazil 05.21.1979)
- └─ Energy Pipelines International Company (100%)(DE 04.28.1975)
- └─ Duke Energy China Corp. (100%)(DE 08.13.1976)

- └─ Duke Energy Americas, LLC (100%)(DE 07.02.2004)
- └─ Duke Energy International, LLC (100%)(DE 09.18.1997)
 - └─ (see Appendix K for subsidiaries)
- └─ Duke Energy Merchants, LLC (100%)(DE 04.23.1999)
- └─ Duke Energy North America, LLC (100%)(DE 09.18.1997)
- └─ Duke Energy Carolinas Plant Operations, LLC (100%)(DE 05.29.2001)
- └─ DE Nuclear Engineering, Inc. (100%)(NC 03.17.1969)
- └─ Duke Energy Royal, LLC (100%)(DE 03.13.2002)
- └─ Duke Project Services, Inc. (100%)(NC 07.01.1966)
- └─ D/FD Operating Services LLC (50.0001%)(DE 03.07.1996)
- └─ Duke/Fluor Daniel (50.0001%)(NC 09.01.1997)
 - └─ D/FD Holdings, LLC (100%)(DE 12.15.2005)
- └─ Duke/Fluor Daniel International (50.0001%)(NV 09.01.1994)
 - └─ Duke/Fluor Daniel Caribbean, S.E. (99%)(Puerto Rico 12.06.1996)
- └─ Duke/Fluor Daniel International Services (50.0001%)(NV 09.01.1994)
 - └─ Duke/Fluor Daniel Caribbean, S.E. (0.50%)(Puerto Rico 12.06.1996)
 - └─ Duke/Fluor Daniel International Services (Trinidad) Ltd. (100%)(Trinidad and Tobago 12.03.1998)

Duke Energy Corporation

- └─ Progress Energy, Inc. (100%)

Progress Energy, Inc. (100%)(NC 08.19.1999)

- └─ Duke Energy Progress, LLC* (100%)(NC 04.06.1926)
 - └─ APOG, LLC (8.33%)(DE 06.22.2007)
 - └─ Carousel Capital Partners LP (3.07%)(DE 03.27.1996)
 - └─ CaroFund, Inc. (100%)(NC 08.15.1995)
 - └─ (see Appendix I for CaroFund, Inc. and CaroHome, LLC subsidiaries)
 - └─ CaroHome, LLC (99%)(NC 04.21.1995)
 - └─ (see Appendix I for CaroFund, Inc. and CaroHome, LLC subsidiaries)
 - └─ Duke Energy Progress NC Storm Funding LLC (100%)(DE 08.12.2021)
 - └─ Duke Energy Progress Receivables LLC (100%)(DE 10.16.2013)
 - └─ Kinetic Ventures I LLC (11.11%)(DE 04.18.1997)
 - └─ Kinetic Ventures II, LLC (14.28%)(DE 12.15.1999)
 - └─ Maxey Flats Site IRP, LLC (3.02%)(VA 05.05.1995)
 - └─ NCEF Liquidating Trust** (4.99%)
 - └─ Powerhouse Square, LLC (99.9%)(NC 01.13.1998)
 - └─ Progress Energy EnviroTree, Inc. (50%)(NC 12.22.2003)
 - └─ South Atlantic Private Equity Fund IV, LP (14.3294%)(DE 06.26.1997)
- └─ Florida Progress, LLC (100%)(FL 01.21.1982)
 - └─ Duke Energy Florida, LLC (100%)(FL 07.18.1899)
 - └─ APOG, LLC (8.33%)(DE 06.22.2007)
 - └─ Inflexion Fund, LP (16.78%)(DE 05.08.2002)
 - └─ Progress Energy EnviroTree, Inc. (50%)(NC 12.22.2003)
 - └─ Duke Energy Florida Project Finance, LLC (100%)(DE 01.05.2016)
 - └─ Duke Energy Florida Receivables LLC (100%)(DE 01.27.2014)
 - └─ Duke Energy Florida Solar Solutions, LLC (100%)(DE 02.25.2015)
 - └─ Florida Progress Funding Corporation (100%)(DE 03.18.1999)
 - └─ Progress Capital Holdings, Inc. (100%)(FL 05.17.1988)
 - └─ Progress Telecommunications Corporation (100%)(FL 10.15.1998)
 - └─ PeakNet, LLC (100%)(DE 02.26.2010)
 - └─ PT Holding Company, LLC (100%)(DE 01.17.2006)
 - └─ PeakNet Services, LLC (100%)(DE 02.16.2006)
 - └─ Strategic Resource Solutions Corp. (100%)(NC 01.22.1996)

* Duke Energy Progress, LLC (formerly known as Carolina Power & Light Company) is also the beneficial owner of several entities that were generally acquired through bankruptcy proceedings. These entities are not shown separately due to its minor ownership interest (generally <1%).

As of December 31, 2009, it is believed CP&L owns a beneficial interest in the following entities:

Air Nail Unsecured Creditors Liquid Trust, Creditors Reserve Trust, Heiling-Meyers Liquidating Trust, Estate of Jillian Entertainment, HA2003 Liquidating Trust, CFC Trust, Fleming Post Confirmation Trust, Bombay Liquidation Trust, USOP Liquidating LLC, ZB Company Liquidation Trust and ANC Liquidating Trust.

** NCEF Liquidating Trust, a business trust, holds the assets of The North Carolina Enterprise Fund Limited Partnership, now dissolved.

Duke Energy Corporation

└── Piedmont Natural Gas Company, Inc. (100%)

Piedmont Natural Gas Company, Inc. (100%)(reincorporated in NC 02.25.1994)

└── Piedmont Energy Partners, Inc. (100%)(NC 01.30.1996)

└── Piedmont Energy Company (100%)(NC 01.11.1994)

└── Piedmont Interstate Pipeline Company (100%)(NC 09.08.1992)

└── Pine Needle LNG Company, LLC (45%)

└── Piedmont Intrastate Pipeline Company (100%)(NC 04.04.1994)

└── Cardinal Pipeline Company, LLC (21.49%)

└── Piedmont Hardy Storage Company, LLC (99%)(NC 07.22.2004)

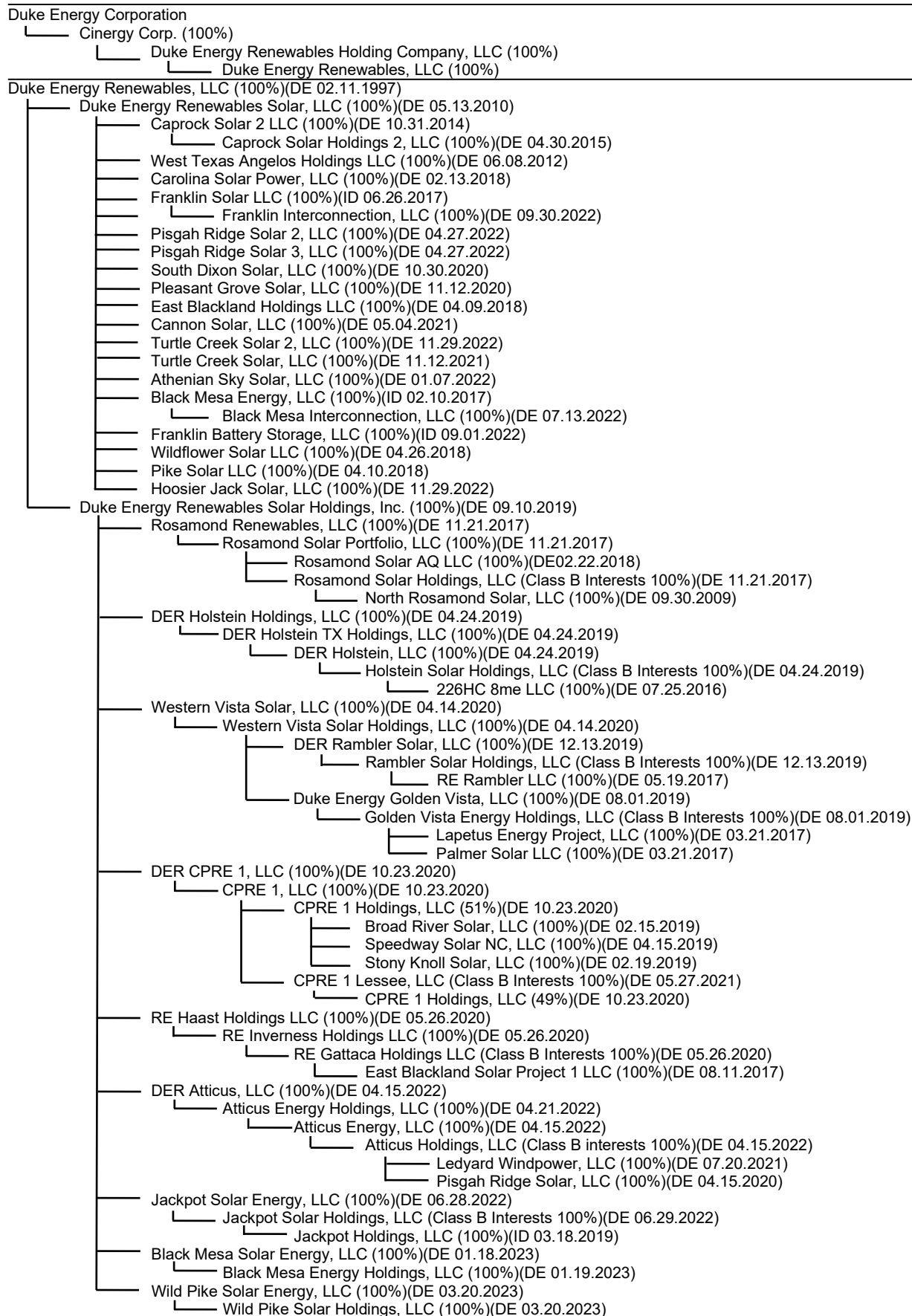
└── Hardy Storage Company, LLC (50%)

Duke Energy Corporation

- └─ Cinergy Corp. (100%)
 - └─ Cinergy Global Resources, Inc. (100%)
-

Cinergy Global Resources, Inc. (100%)(DE 05.15.1998)

- └─ Cinergy Global Power, Inc. (100%)(DE 09.04.1997)
 - └─ CGP Global Greece Holdings, SA (99.99%)(Greece 08.10.2001)
 - └─ Cinergy Global (Cayman) Holdings, Inc. (100%)(Cayman Islands 09.04.1997)
 - └─ Cinergy Global Tsavo Power (100%)(Cayman Islands 09.04.1997)
 - └─ IPS-Cinergy Power Limited (48.2%)(Kenya 04.28.1999)
 - └─ Tsavo Power Company Limited (49.9%)(Kenya 01.22.1998)
 - └─ Cinergy Global Holdings, Inc. (100%)(DE 12.18.1998)
 - └─ CGP Global Greece Holdings, SA (.01%)(Greece 08.10.2001)



Duke Energy Corporation

- Cinergy Corp. (100%)
 - Duke Energy Renewables Holding Company, LLC (100%)
 - Duke Energy Renewables, LLC (100%)

Duke Energy Renewables, LLC (100%)(DE 02.11.1997)

- Duke Energy Sun Holdings, LLC (100%)(DE 03.15.2019)
 - Symphony Sun, LLC (51%)(DE 03.15.2019)
 - Washington Airport Solar, LLC (100%)(DE 10.16.2013)
 - Wild Jack Solar Holdings LLC (100%)(DE 10.06.2015)
 - Wild Jack Solar LLC (100%)(DE 10.06.2015)
 - Pumpjack Solar I, LLC (100%)(DE 02.09.2012)
 - Wildwood Solar I, LLC (100%)(DE 02.09.2012)
 - High Noon Solar Holdings, LLC (100%)(DE 05.04.2017)
 - High Noon Solar, LLC (100%)(DE 05.04.2017)
 - Caprock Solar 1 LLC (100%)(DE 10.31.2014)
 - Caprock Solar Holdings 1, LLC (100%)(DE 04.30.2015)
 - Longboat Solar, LLC (100%)(DE 06.05.2014)
 - Rio Bravo Solar I, LLC (100%)(DE 03.22.2012)
 - Rio Bravo Solar II, LLC (100%)(DE 04.05.2013)
 - Seville Solar Holding Company, LLC (100%)(DE 05.06.2014)
 - Seville Solar One LLC (100%)(DE 05.06.2014)
 - Seville Solar Two, LLC (100%)(DE 05.06.2014)
 - Tallbear Seville LLC (49%)(CA 11.29.2012)
 - Victory Solar LLC (100%)(DE 09.15.2015)
 - Wildwood Solar II, LLC (100%)(DE 03.22.2012)
 - Symphony Breeze Holdings, LLC (100%)(NC 10.20.2022)
 - Symphony Breeze, LLC (51%)(DE 03.14.2019)
 - (see Appendix G for subsidiaries)
 - Duke Energy Renewables Wind, LLC (100%)(DE 05.23.2007)
 - Duke Energy Beckjord Storage LLC (100%)(DE 09.04.2013)
 - Duke Energy Renewable Services, LLC (100%)(DE 10.22.2012)
 - Symphony Wind Holdings, LLC (100%)(DE 05.22.2019)
 - Duke Energy Mesteno, LLC (100%)(DE 03.28.2019)
 - Mesteno Energy Holdings, LLC (100%)(DE 03.28.2019)
 - Mesteno Windpower, LLC (100%)(DE 06.07.2018)
 - Blue Rose Wind, LLC (100%)(DE 05.11.2020)
 - Blue Rose Wind Holdings, LLC (Class B Interests 100%)(DE 05.11.2020)
 - Frontier Windpower II, LLC (100%)(DE 11.18.2015)
 - Maryneal Windpower, LLC (f/k/a Sweetwater Wind 6 LLC)(100%)(DE 04.29.2004)
 - Duke Energy Renewables Storage, LLC (100%)(DE 12.05.2019)
 - Catamount Energy Corporation (100%)(VT 06.23.1992) [DEGS Wind Vermont, Inc. (VT, 06.20.2008)]
 - Equinox Vermont Corporation (100%)(VT 05.01.1990)
 - Catamount Rumford Corporation (100%)(VT 04.11.1989)
 - Catamount Sweetwater Corporation (100%)(VT 06.17.2003)
 - Sweetwater Development LLC (100%)(TX 11.05.2002)
 - Sweetwater Wind Power L.L.C. (100%)(TX 11.05.2002)
 - Catamount Sweetwater Holdings LLC (100%)(VT 06.20.2005)
 - Catamount Sweetwater 1 LLC (100%)(VT 12.12.2003)
 - Catamount Sweetwater 2 LLC (100%)(VT 05.05.2004)
 - Catamount Sweetwater 3 LLC (100%)(VT 06.03.2004)
 - Catamount Sweetwater 4-5 LLC (100%)(VT 03.08.2005)
 - Sweetwater 4-5 Holdings LLC (18.72%)(DE 04.18.2007)
 - Sweetwater Wind 4 LLC (100%)(DE 04.29.2004)
 - Sweetwater Wind 5 LLC (100%)(DE 04.29.2004)
 - Catamount Sweetwater 6 LLC (100%)(VT 09.07.2005)
 - CEC UK1 Holding Corp. (100%)(VT 09.11.2002)
 - CEC UK2 Holding Corp. (100%)(VT 09.11.2002)
 - Duke Energy Renewables NC Solar, LLC (100%)(DE 02.25.2010)
 - (see Appendix H for subsidiaries)

Duke Energy Corporation
 └─ Cinergy Corp. (100%)
 └─ Duke Energy Renewables Holding Company, LLC (100%)
 └─ Duke Energy Renewables, LLC (100%)
 └─ Symphony Breeze Holdings, LLC (100%)
 └─ Symphony Breeze, LLC (51%)

Symphony Breeze, LLC (51%)(DE 03.14.2019)
 └─ Clear Skies Solar Holdings, LLC (100%)(DE 11.15.2012)
 └─ Clear Skies Solar, LLC (100%)(DE 11.15.2012)
 └─ Black Mountain Solar, LLC (100%)(AZ 05.04.2011)
 └─ CS Murphy Point, LLC (100%)(NC 01.12.2010)
 └─ Martins Creek Solar NC, LLC (100%)(NC 04.08.2010)
 └─ Murphy Farm Power, LLC (100%)(NC 01.27.2010)
 └─ North Carolina Renewable Properties, LLC (100%)(NC 06.03.2010)
 └─ RP-Orlando, LLC (100%)(DE 03.05.2010)
 └─ Solar Star North Carolina I, LLC (100%)(DE 11.07.2008)
 └─ Solar Star North Carolina II, LLC (100%)(DE 12.16.2009)
 └─ Taylorsville Solar, LLC (100%)(DE 04.29.2010)
 └─ Washington Millfield Solar, LLC (100%)(DE 05.23.2013)
 └─ Texoma Wind Holdings, LLC (100%)(DE 10.11.2016)
 └─ Texoma Wind, LLC (100%)(DE 10.11.2016)
 └─ Frontier Windpower, LLC (100%)(DE 08.21.2015)
 └─ Los Vientos Windpower III, LLC (100%)(DE 07.24.2013)
 └─ Los Vientos Windpower IV, LLC (100%)(DE 07.24.2013)
 └─ Los Vientos Windpower V, LLC (100%)(DE 07.24.2013)
 └─ Duke Energy Renewables Solar I, LLC (100%)(DE 03.15.2019)
 └─ Gato Montes Solar, LLC (100%)(DE 12.09.2011)
 └─ RE AZ Holdings LLC (100%)(DE 10.11.2010)
 └─ RE Ajo 1 LLC (100%)(DE 10.05.2009)
 └─ RE Bagdad Solar 1 LLC (100%)(DE 08.13.2009)
 └─ TX Solar I LLC (100%)(DE 05.27.2009)
 └─ RE SFCity1 Holdco, LLC (100%)(DE 06.23.2010) acquired on 08.12.2013
 └─ RE SFCity1 GP, LLC (100%)(DE 05.14.2009) acquired on 08.12.2013
 └─ RE SFCity1, LP (99% owned by RE SFCity1 Holdco, LLC; 1% owned by RE SFCity1 GP, LLC) (DE 05.14.2009)
 └─ Duke Energy Shoreham Holdings, LLC (100%)(DE 07.02.2018)
 └─ Duke Energy Shoreham, LLC (100%)(DE 09.14.2017)
 └─ Shoreham Energy Holdings, LLC (Class B Interests 100%)(DE 09.15.2017)
 └─ Shoreham Solar Commons LLC (100%)(DE 04.23.2015)
 └─ Duke Energy Renewables Wind I, LLC (100%)(DE 03.15.2019)
 └─ Ironwood-Cimarron Windpower Holdings, LLC (100%)(DE 12.08.2010)
 └─ DS Cornerstone, LLC (50%)(DE 04.05.2012)
 └─ Summit Wind Energy Mesquite Creek, LLC (100%)(DE 08.01.2013)
 └─ Mesquite Creek Wind LLC (100%)(DE 09.12.2008)
 └─ Free State Windpower, LLC (100%)(DE 02.01.2012)
 └─ Cimarron Windpower II, LLC (100%)(DE 03.07.2011)
 └─ Ironwood Windpower, LLC (100%)(DE 12.08.2010)
 └─ Green Frontier Windpower Holdings, LLC (100%)(DE 02.22.2010)
 └─ Green Frontier Windpower, LLC (100%)(DE 05.13.2010)
 └─ Happy Jack Windpower, LLC (100%)(DE 10.27.2006)
 └─ Kit Carson Windpower, LLC (100%)(DE 06.23.2009)
 └─ Silver Sage Windpower, LLC (100%)(DE 04.16.2007)
 └─ Three Buttes Windpower, LLC (100%)(DE 08.26.2008)
 └─ Los Vientos Windpower IA Holdings, LLC (100%)(DE 01.27.2011)
 └─ Los Vientos Windpower IA, LLC (100%)(DE 01.27.2011)
 └─ Los Vientos Windpower IB Holdings, LLC (100%)(DE 08.02.2012)
 └─ Los Vientos Windpower IB, LLC (100%)(DE 07.11.2011)
 └─ Notrees Windpower, LP (99%)(DE 09.30.2005)
 └─ TE Notrees, LLC (100%)(DE 09.30.2005)
 └─ Notrees Windpower, LP (1%)(DE 09.30.2005)
 └─ TE Ocotillo, LLC (100%)(DE 12.21.2004)
 └─ North Allegheny Wind, LLC (100%)(DE 05.31.2006)

Duke Energy Corporation
└─ Cinergy Corp. (100%)
 └─ Duke Energy Renewables Holding Company, LLC (100%)
 └─ Duke Energy Renewables, LLC (100%)
 └─ Symphony Breeze Holdings, LLC (100%)
 └─ Symphony Breeze, LLC (51%)

Symphony Breeze, LLC (51%)(DE 03.14.2019)
└─ Duke Energy Renewables Wind I, LLC (100%)(DE 03.15.2019)
 └─ Top of the World Wind Energy Holdings LLC (100%)(DE 11.15.2010)
 └─ Top of the World Wind Energy LLC (100%)(DE 03.13.2008)
 └─ Wind Star Holdings, LLC (100%)(DE 04.15.2014)
 └─ Wind Star Renewables, LLC (100%)(DE 04.15.2014)
 └─ Highlander Solar 1, LLC (100%)(DE 09.03.2010)
 └─ Highlander Solar 2, LLC (100%)(DE 09.03.2010)
 └─ Laurel Hill Wind Energy, LLC (100%)(PA 12.14.2004)
 └─ Shirley Wind, LLC (100%)(WI 10.20.2006)

Duke Energy Corporation
└─ Cinergy Corp. (100%)
 └─ Duke Energy Renewables Holding Company, LLC (100%)
 └─ Duke Energy Renewables, LLC (100%)
 └─ Catamount Energy Corporation (100%)
 └─ Duke Energy Renewables NC Solar, LLC (100%)

Duke Energy Renewables NC Solar, LLC (100%)(DE 02.25.2010)
└─ Emerald State Solar Holdings, LLC (100%)(DE 04.18.2016)
 └─ Emerald State Solar, LLC (100%)(DE 04.18.2016)
 ├─ Bethel Price Solar, LLC (100%)(DE 10.11.2013)
 ├─ Colonial Eagle Solar, LLC (100%)(DE 05.20.2014)
 ├─ Conetoe II Solar, LLC (100%)(NC 04.28.2014)
 ├─ Creswell Alligood Solar, LLC (100%)(DE 08.27.2014)
 ├─ Dogwood Solar, LLC (100%)(DE 09.12.2012)
 ├─ Everetts Wildcat Solar, LLC (100%)(DE 09.25.2014)
 ├─ Fresh Air Energy X, LLC (100%)(NC 04.03.2014)
 ├─ Garysburg Solar LLC (100%)(DE 09.24.2013)
 ├─ Gaston Solar LLC (100%)(10.08.2013)
 ├─ HXOap Solar One, LLC (100%)(NC 04.30.2013)
 ├─ Long Farm 46 Solar, LLC (100%)(NC 09.22.2014)
 ├─ Seaboard Solar LLC (100%)(DE 11.12.2013)
 ├─ SolNCPower5, LLC (100%)(NC 10.17.2013)
 ├─ SolNCPower6, LLC (100%)(NC 10.17.2013)
 ├─ SolNCPower10, L.L.C. (100%)(NC 08.01.2014)
 ├─ Tarboro Solar LLC (100%)(DE 08.26.2013)
 ├─ Washington White Post Solar, LLC (100%)(DE 09.10.2012)
 ├─ Windsor Cooper Hill Solar, LLC (100%)(DE 10.11.2013)
 ├─ Winton Solar LLC (100%)(DE 09.23.2013)
 └─ Woodland Solar LLC (100%)(DE 09.19.2013)
└─ River Road Solar, LLC (100%)(NC 05.21.2014)

Duke Energy Corporation

- └─ Progress Energy, Inc. (100%)
 - └─ Duke Energy Progress, LLC (100%)
 - └─ CaroFund, Inc.
 - └─ CaroHome, LLC
-

Duke Energy Progress, LLC (100%)(NC 04.06.1926)

- └─ CaroFund, Inc. (100%)(NC 08.15.1995)
 - └─ CaroHome, LLC (1%)(NC 04.21.1995)
 - └─ Historic Property Management LLC (100%)(NC 12.09.1999)
- └─ CaroHome, LLC (99%)(NC 04.21.1995)
 - └─ Grove Arcade Restoration LLC (99.99%)(NC 11.29.1999)
 - └─ Baker House Apartments LLC (99.99%)(NC 01.26.1998)
 - └─ HGA Development LLC (99.99%)(NC 12.09.1999)
 - └─ Cedar Tree Properties LP (24.9849%)(WA 07.05.1994)
 - └─ First Partners Corporate LP II (15.84%)(MA 11.26.1996)
 - └─ Wilrik Hotel Apartments LLC (99.99%)(NC 03.14.1997)
 - └─ PRAIRIE, LLC (99.99%)(NC 10.29.1998)

Duke Energy Corporation
└─ Cinergy Corp. (100%)
 └─ Duke Energy Transmission Holding Company, LLC
 └─ Duke-American Transmission Company, LLC

Duke-American Transmission Company, LLC (50%)(DE 04.11.2011)
└─ DATC Path 15 Transmission, LLC (100%)(DE 08.09.2006)
 └─ Path 15 Funding, LLC (100%)(DE 12.27.2002)
 └─ Path 15 Funding TV, LLC (100%)(DE 11.16.2004)
 └─ Path 15 Funding KBT, LLC (100%)(DE 09.21.2006)
 └─ DATC Holdings Path 15, LLC (47.326% owned by DATC Path 15 Transmission, LLC; 22.574% owned by
 Path 15 Funding KBT, LLC and 30.099% owned by Path 15 Funding, LLC)(DE 10.16.2002)
 └─ DATC Path 15, LLC (100%)(DE 10.16.2002)

Duke Energy Corporation

- └─ Duke Energy Registration Services, Inc. (100%)
 - └─ Duke Energy Americas, LLC (100%)
 - └─ Duke Energy International, LLC (100%)
-

Duke Energy International, LLC (100%)(DE 09.18.1997)

- └─ Duke Energy Group Holdings, LLC (100%)(DE 04.29.2005)
 - └─ Duke Energy Group, LLC (100%)(DE 12.22.1987)
 - └─ Duke Energy Arabian Limited (100%)(Gibraltar)
 - └─ CTE Petrochemicals Company (35%)(Cayman)
 - └─ National Methanol Company (50%)(Saudi Arabia)
 - └─ Duke Energy International Uruguay Investments, S.R.L. (100%)(Uruguay)
 - └─ CSCC Holdings Limited Partnership (100%)(British Columbia)

Changes to Corporate Structure – First Quarter 2023

Entities Removed

- None.

Entities Added

- On January 18, 2023, Duke Energy Renewables Solar Holdings, Inc. (100%)(DE 09.10.2019) formed Black Mesa Solar Energy, LLC (100%)(DE 01.18.2023).
- On January 19, 2023, Black Mesa Solar Energy, LLC (100%)(DE 01.18.2023) formed Black Mesa Energy Holdings, LLC (100%)(DE 01.19.2023).
- On January 30, 2023, Duke SustainRNG Holding Corp. (100%)(DE 06.18.2020) formed Duke SRNG-MA2, LLC (100%)(DE 01.30.2023).
- On March 16, 2023, Duke SustainRNG Holding Corp. (100%)(DE 06.18.2020) formed Duke SRNG-EquipCo, LLC (100%)(DE 03.16.2023).
- On March 20, 2023, Duke Energy Renewables Solar Holdings, Inc. (100%)(DE 09.10.2019) formed Wild Pike Solar Energy, LLC (100%)(DE 03.20.2023).
- On March 20, 2023, Wild Pike Solar Energy, LLC (100%)(DE 03.20.2023) formed Wild Pike Solar Holdings, LLC (100%)(DE 03.20.2023).
- On March 31, 2023, Duke SRNG-MA2, LLC (100%)(DE 01.30.2023) acquired SRNG-MA2, LLC (70%)(DE 03.01.2022).

Entity Type Changes

- None.

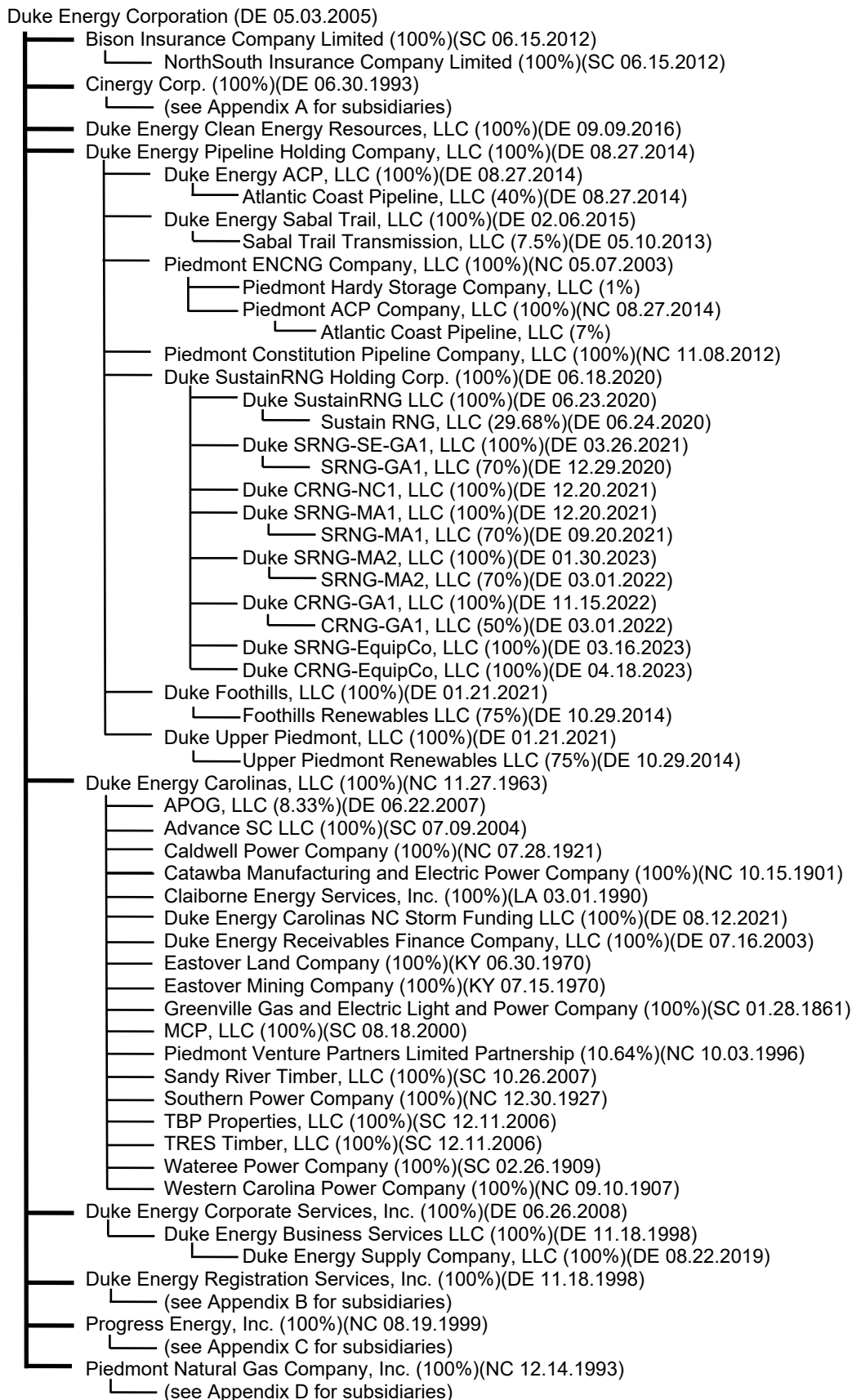
Entities Restructured

- On January 26, 2023, Duke Energy Renewables Solar, LLC (100%)(DE 05.13.2010) sold its interests in Pisgah Ridge Solar, LLC (100%)(DE 04.15.2020) to Atticus Holdings, LLC (Class B interests 100%)(DE 04.15.2022).
- On February 28, 2023, Duke Energy One, Inc. (100%)(DE 09.05.2000) contributed its interests in Duke Energy One Services, LLC (100%)(DE 09.19.2019) to Duke Energy Fuel Cell Holdings, LLC (100%)(DE 06.07.2019).

Name Changes

- None.

**DUKE ENERGY CORPORATION
CORPORATE STRUCTURE
AS OF JUNE 30, 2023**



Information contained in the GEMS database takes precedence over information disclosed in this document.
Balance of ownership for entities <100% owned by a Duke entity can be referenced in GEMS.

Duke Energy Corporation	
└─ Cinergy Corp. (100%)	
Cinergy Corp. (100%)(DE 06.30.1993)	
└─ Cinergy Global Resources, Inc. (100%)(DE 05.15.1998)	└─ (see Appendix E for subsidiaries)
└─ Duke Energy Renewables Holding Company, LLC (100%)(DE 10.24.1994)	└─ Duke Energy Renewables, LLC (100%)(DE 02.11.1997)
	└─ (see Appendix F for subsidiaries)
└─ Cinergy Receivables Company, LLC (100%)(DE 01.10.2002)	
└─ Duke Energy Indiana Holdco, LLC (80.1%)(DE 01.27.2021)	└─ Duke Energy Indiana, LLC (100%)(IN 09.06.1941)
	└─ South Construction Company, Inc. (100%)(IN 05.31.1934)
└─ Duke Energy Ohio, Inc. (100%)(OH 04.03.1837)	
└─ Duke Energy Beckjord, LLC (100%)(DE 05.31.2012)	
└─ Duke Energy Kentucky, Inc. (100%)(KY 03.20.1901)	
└─ KO Transmission Company (100%)(KY 04.11.1994)	
└─ Miami Power Corporation (100%)(IN 03.25.1930)	
└─ Ohio Valley Electric Corporation (9%)(OH 10.01.1952)	
└─ Tri-State Improvement Company (100%)(OH 01.14.1964)	
└─ Duke Energy SAM, LLC (100%)(DE 05.31.2012)	└─ Duke Energy Vermillion II, LLC (100%)(DE 10.14.2010)
└─ Duke Energy Transmission Holding Company, LLC (100%)(DE 07.16.2008)	└─ Duke-American Transmission Company, LLC (50%)(DE 04.11.2011)
	└─ (see Appendix J for subsidiaries)
	└─ Pioneer Transmission, LLC (50%)(IN 07.31.2008)
└─ Duke Technologies, Inc. (100%)(DE 07.26.2000)	
└─ Duke Energy One, Inc. (100%)(DE 09.05.2000)	
└─ Cinergy Solutions – Utility, Inc. (100%)(DE 09.27.2004)	
└─ DE1 Holdings, LLC (100%)(DE 10.10.2018)	└─ Tangent Energy Solutions, Inc. (45%)(DE 02.13.2009)
└─ Federal Way Powerhouse LLC (100%)(DE 10.26.2017)	
└─ Potter Road Powerhouse LLC (100%)(DE 01.27.2017)	
└─ Marzahl Powerhouse NJ LLC (100%)(DE 06.23.2016)	
└─ Duke Energy Fuel Cell Holdings, LLC (100%)(DE 06.07.2019)	└─ Duke Energy One Services, LLC (100%)(DE 09.19.2019)
	└─ Duke Energy Fuel Cell, LLC (100%)(DE 06.07.2019)
	└─ Project Oxygen Holdings I, LLC (100%)(DE 06.28.2019)
	└─ Project Oxygen Holdings, LLC (Class B Interests 100%)(DE 06.07.2019)
	└─ 2018 ESA Project Company, LLC (100%)(DE 11.17.2016)
└─ Duke Investments, LLC (100%)(DE 07.25.2000)	└─ Open Energy Solutions Inc. (24%)(DE 12.07.2016)
	└─ Source Global, PBC (.33130%)(DE 10.21.2014)
	└─ Allumia, Inc. (1.357%)(DE 11.05.2019)
└─ Duke Supply Network, LLC (100%)(DE 08.10.2000)	
└─ eTransEnergy, LLC (100%)(DE 09.29.2020)	
└─ Progress Fuels, LLC (100%)(DE 07.27.2017)	└─ Kentucky May Coal Company, LLC (100%)(VA 11.27.1978)
	└─ Progress Synfuel Holdings, Inc. (100%)(DE 12.07.1999)
└─ DEGS Wind Supply, LLC (100%)(DE, 12.11.2007)	
└─ DEGS Wind Supply II, LLC (100%)(DE 08.26.2008)	
└─ Duke Energy Commercial Enterprises, Inc. (100%)(IN 10.08.1992)	└─ CinCap V, LLC (10%)(DE 07.21.1998)
	└─ Cinergy Climate Change Investments, LLC (100%)(DE 06.09.2003)
└─ Duke Energy Generation Services, Inc. (100%)(DE 06.02.2000)	└─ DEGS O&M, LLC (100%)(DE 08.30.2004)
	└─ DEGS of Narrows, LLC (100%)(DE 03.17.2003)
	└─ Duke Energy Industrial Sales, LLC (100%)(DE 06.06.2006)
└─ Los Vientos Windpower III Holdings, LLC (100%)(DE 07.24.2013)	
└─ Los Vientos Windpower IV Holdings, LLC (100%)(DE 07.24.2013)	
└─ Los Vientos Windpower V Holdings, LLC (100%)(DE 07.24.2013)	

Duke Energy Corporation
 └─ Cinergy Corp. (100%)

Cinergy Corp. (100%)(DE 06.30.1993)

└─ Cosmos Holdings, LLC (100%)(DE 11.16.2022)
 └─ Duke Energy Renewables Commercial, LLC (100%)(DE 12.16.2014)
 └─ Stenner Creek Solar LLC (100%)(DE 01.17.2017)
 └─ Duke Energy Skyhigh, LLC (100%)(DE 07.30.2018)
 └─ Skyhigh Sun, LLC (Class B Interests 100%)(DE 07.30.2018)
 └─ Westbound Solar, LLC (100%)(DE 09.11.2018)
 └─ TES Anchor Solar 23 LLC (100%)(DE 01.25.2019)
 └─ Duke Energy Skyhigh 2, LLC (100%)(DE 01.10.2020)
 └─ Skyhigh Sun 2, LLC (Class B Interests 100%)(DE 01.15.2020)
 └─ Westbound Solar 2, LLC (100%)(DE 10.24.2019)
 └─ TES Rowtier Solar 23 LLC (100%)(DE 09.18.2018)
 └─ Duke Energy Skyhigh 3, LLC (100%)(DE 06.24.2022)
 └─ Skyhigh Sun 3, LLC (Class B Interests 100%)(DE 06.28.2022)
 └─ Westbound Solar 3, LLC (100%)(DE 12.02.2020)
 └─ Dowmont Solar, LLC (100%)(NY 09.04.2018)
 └─ Heuvelton Solar LLC (100%)(DE 01.28.2020)
 └─ Hidden Meadows Solar, LLC (100%)(NY 09.04.2018)
 └─ TES Overlook Road LLC (100%)(DE 09.18.2018)
 └─ Southbound Solar, LLC (100%)(DE 04.12.2018)
 └─ REC Solar Commercial Corporation (100%)(DE 11.26.2013)
 └─ South Butler Solar LLC (100%)(DE 06.18.2020)
 └─ Duke Ventures II, LLC (100%)(DE 09.01.2000)
 └─ Spruce Finance, Inc. (7.70%)(DE 12.16.2015)
 └─ Encycle Corporation (15.05%)(Ontario)
 └─ PHX Management Holdings, LLC (70%)(DE 10.15.2015)
 └─ Phoenix Energy Technologies, Inc. (7.7%)(DE 12.20.2008)
 └─ Duke-Reliant Resources, Inc. (100%)(DE 01.14.1998)
 └─ Kit Carson Windpower II Holdings, LLC (100%)(DE 07.24.2013)
 └─ Kit Carson Windpower II, LLC (100%)(DE 07.24.2013)
 └─ Nemaha Windpower, LLC (100%) (DE 03.14.2017)

Duke Energy Corporation

- └─ Duke Energy Registration Services, Inc. (100%)

Duke Energy Registration Services, Inc. (100%)(DE 11.18.1998)

- └─ PanEnergy Corp. (100%)(DE 01.26.1981)
 - └─ Duke Energy Services, Inc. (100%)(DE 06.08.1959)
 - └─ DETMI Management, Inc. (100%)(CO 06.21.1994)
 - └─ Duke Ventures Real Estate, LLC (100%)(DE 06.09.2009)
 - └─ Century Group Real Estate Holdings, LLC (100%)(SC 02.06.2013)
 - └─ DTMSI Management Ltd. (100%)(British Columbia 12.18.2009)
 - └─ Duke Energy Services Canada ULC (31%)(British Columbia 09.17.2009)
 - └─ Duke Ventures, LLC (100%)(NV 12.19.2000)
 - └─ Dixilyn-Field Drilling Company (100%)(DE 01.31.1977)
 - └─ Dixilyn-Field (Nigeria) Limited (100%)(Nigeria 11.14.1977)
 - └─ Duke Energy Services Canada ULC (69%)(British Columbia 09.17.2009)
 - └─ Eastman Whipstock do Brasil Ltda (100%)(Brazil 05.21.1979)
 - └─ Energy Pipelines International Company (100%)(DE 04.28.1975)
 - └─ Duke Energy China Corp. (100%)(DE 08.13.1976)
- └─ Duke Energy Americas, LLC (100%)(DE 07.02.2004)
 - └─ Duke Energy International, LLC (100%)(DE 09.18.1997)
 - └─ (see Appendix K for subsidiaries)
 - └─ Duke Energy Merchants, LLC (100%)(DE 04.23.1999)
 - └─ Duke Energy North America, LLC (100%)(DE 09.18.1997)
- └─ Duke Energy Carolinas Plant Operations, LLC (100%)(DE 05.29.2001)
 - └─ DE Nuclear Engineering, Inc. (100%)(NC 03.17.1969)
- └─ Duke Energy Royal, LLC (100%)(DE 03.13.2002)
- └─ Duke Project Services, Inc. (100%)(NC 07.01.1966)
 - └─ D/FD Operating Services LLC (50.0001%)(DE 03.07.1996)
 - └─ Duke/Fluor Daniel (50.0001%)(NC 09.01.1997)
 - └─ D/FD Holdings, LLC (100%)(DE 12.15.2005)
 - └─ Duke/Fluor Daniel International (50.0001%)(NV 09.01.1994)
 - └─ Duke/Fluor Daniel Caribbean, S.E. (99%)(Puerto Rico 12.06.1996)
 - └─ Duke/Fluor Daniel International Services (50.0001%)(NV 09.01.1994)
 - └─ Duke/Fluor Daniel Caribbean, S.E. (0.50%)(Puerto Rico 12.06.1996)
 - └─ Duke/Fluor Daniel International Services (Trinidad) Ltd. (100%)(Trinidad and Tobago 12.03.1998)

Duke Energy Corporation

- └─ Progress Energy, Inc. (100%)

Progress Energy, Inc. (100%)(NC 08.19.1999)

- └─ Duke Energy Progress, LLC* (100%)(NC 04.06.1926)
 - └─ APOG, LLC (8.33%)(DE 06.22.2007)
 - └─ Carousel Capital Partners LP (3.07%)(DE 03.27.1996)
 - └─ CaroFund, Inc. (100%)(NC 08.15.1995)
 - └─ (see Appendix I for CaroFund, Inc. and CaroHome, LLC subsidiaries)
 - └─ CaroHome, LLC (99%)(NC 04.21.1995)
 - └─ (see Appendix I for CaroFund, Inc. and CaroHome, LLC subsidiaries)
 - └─ Duke Energy Progress NC Storm Funding LLC (100%)(DE 08.12.2021)
 - └─ Duke Energy Progress Receivables LLC (100%)(DE 10.16.2013)
 - └─ Kinetic Ventures I LLC (11.11%)(DE 04.18.1997)
 - └─ Kinetic Ventures II, LLC (14.28%)(DE 12.15.1999)
 - └─ Maxey Flats Site IRP, LLC (3.02%)(VA 05.05.1995)
 - └─ NCEF Liquidating Trust** (4.99%)
 - └─ Powerhouse Square, LLC (99.9%)(NC 01.13.1998)
 - └─ Progress Energy EnviroTree, Inc. (50%)(NC 12.22.2003)
 - └─ South Atlantic Private Equity Fund IV, LP (14.3294%)(DE 06.26.1997)
- └─ Florida Progress, LLC (100%)(FL 01.21.1982)
 - └─ Duke Energy Florida, LLC (100%)(FL 07.18.1899)
 - └─ APOG, LLC (8.33%)(DE 06.22.2007)
 - └─ Inflexion Fund, LP (16.78%)(DE 05.08.2002)
 - └─ Progress Energy EnviroTree, Inc. (50%)(NC 12.22.2003)
 - └─ Duke Energy Florida Project Finance, LLC (100%)(DE 01.05.2016)
 - └─ Duke Energy Florida Receivables LLC (100%)(DE 01.27.2014)
 - └─ Duke Energy Florida Solar Solutions, LLC (100%)(DE 02.25.2015)
 - └─ Florida Progress Funding Corporation (100%)(DE 03.18.1999)
 - └─ Progress Capital Holdings, Inc. (100%)(FL 05.17.1988)
 - └─ Progress Telecommunications Corporation (100%)(FL 10.15.1998)
 - └─ PeakNet, LLC (100%)(DE 02.26.2010)
 - └─ PT Holding Company, LLC (100%)(DE 01.17.2006)
 - └─ PeakNet Services, LLC (100%)(DE 02.16.2006)
 - └─ Strategic Resource Solutions Corp. (100%)(NC 01.22.1996)

* Duke Energy Progress, LLC (formerly known as Carolina Power & Light Company) is also the beneficial owner of several entities that were generally acquired through bankruptcy proceedings. These entities are not shown separately due to its minor ownership interest (generally <1%).

As of December 31, 2009, it is believed CP&L owns a beneficial interest in the following entities:

Air Nail Unsecured Creditors Liquid Trust, Creditors Reserve Trust, Heiling-Meyers Liquidating Trust, Estate of Jillian Entertainment, HA2003 Liquidating Trust, CFC Trust, Fleming Post Confirmation Trust, Bombay Liquidation Trust, USOP Liquidating LLC, ZB Company Liquidation Trust and ANC Liquidating Trust.

** NCEF Liquidating Trust, a business trust, holds the assets of The North Carolina Enterprise Fund Limited Partnership, now dissolved.

Duke Energy Corporation

- └─ Piedmont Natural Gas Company, Inc. (100%)

Piedmont Natural Gas Company, Inc. (100%)(reincorporated in NC 02.25.1994)

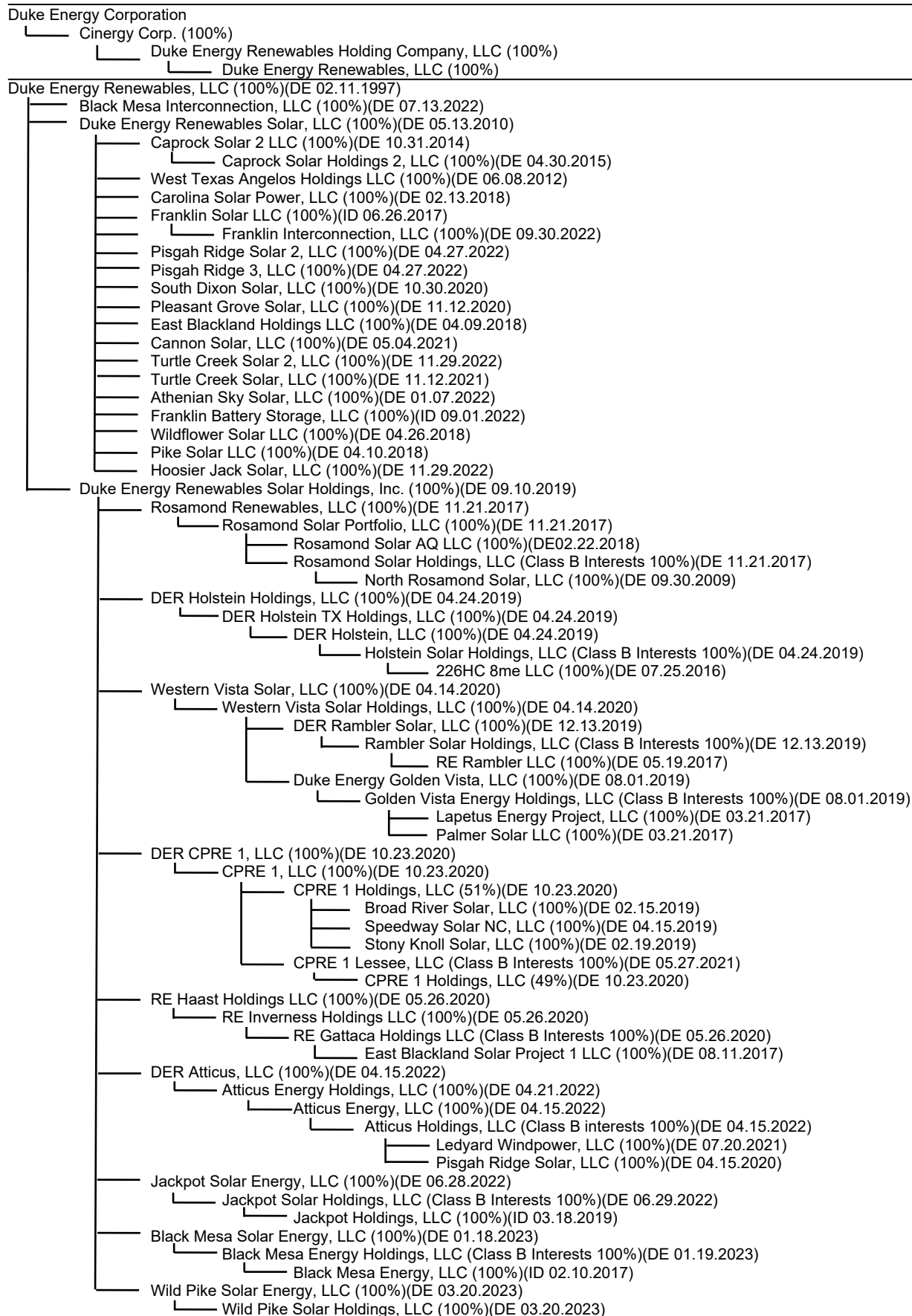
- └─ Piedmont Energy Partners, Inc. (100%)(NC 01.30.1996)
 - └─ Piedmont Energy Company (100%)(NC 01.11.1994)
 - └─ Piedmont Interstate Pipeline Company (100%)(NC 09.08.1992)
 - └─ Pine Needle LNG Company, LLC (45%)
 - └─ Piedmont Intrastate Pipeline Company (100%)(NC 04.04.1994)
 - └─ Cardinal Pipeline Company, LLC (21.49%)
- └─ Piedmont Hardy Storage Company, LLC (99%)(NC 07.22.2004)
 - └─ Hardy Storage Company, LLC (50%)

Duke Energy Corporation

- └─ Cinergy Corp. (100%)
 - └─ Cinergy Global Resources, Inc. (100%)
-

Cinergy Global Resources, Inc. (100%)(DE 05.15.1998)

- └─ Cinergy Global Power, Inc. (100%)(DE 09.04.1997)
 - └─ CGP Global Greece Holdings, SA (99.99%)(Greece 08.10.2001)
 - └─ Cinergy Global (Cayman) Holdings, Inc. (100%)(Cayman Islands 09.04.1997)
 - └─ Cinergy Global Tsavo Power (100%)(Cayman Islands 09.04.1997)
 - └─ IPS-Cinergy Power Limited (48.2%)(Kenya 04.28.1999)
 - └─ Tsavo Power Company Limited (49.9%)(Kenya 01.22.1998)
 - └─ Cinergy Global Holdings, Inc. (100%)(DE 12.18.1998)
 - └─ CGP Global Greece Holdings, SA (.01%)(Greece 08.10.2001)



Duke Energy Corporation

- Cinergy Corp. (100%)

- Duke Energy Renewables Holding Company, LLC (100%)

- Duke Energy Renewables, LLC (100%)

Duke Energy Renewables, LLC (100%)(DE 02.11.1997)

- Duke Energy Sun Holdings, LLC (100%)(DE 03.15.2019)

- Symphony Sun, LLC (51%)(DE 03.15.2019)

- Washington Airport Solar, LLC (100%)(DE 10.16.2013)

- Wild Jack Solar Holdings LLC (100%)(DE 10.06.2015)

- Wild Jack Solar LLC (100%)(DE 10.06.2015)

- Pumpjack Solar I, LLC (100%)(DE 02.09.2012)

- Wildwood Solar I, LLC (100%)(DE 02.09.2012)

- High Noon Solar Holdings, LLC (100%)(DE 05.04.2017)

- High Noon Solar, LLC (100%)(DE 05.04.2017)

- Caprock Solar 1 LLC (100%)(DE 10.31.2014)

- Caprock Solar Holdings 1, LLC (100%)(DE 04.30.2015)

- Longboat Solar, LLC (100%)(DE 06.05.2014)

- Rio Bravo Solar I, LLC (100%)(DE 03.22.2012)

- Rio Bravo Solar II, LLC (100%)(DE 04.05.2013)

- Seville Solar Holding Company, LLC (100%)(DE 05.06.2014)

- Seville Solar One LLC (100%)(DE 05.06.2014)

- Seville Solar Two, LLC (100%)(DE 05.06.2014)

- Tallbear Seville LLC (49%)(CA 11.29.2012)

- Victory Solar LLC (100%)(DE 09.15.2015)

- Wildwood Solar II, LLC (100%)(DE 03.22.2012)

- Symphony Breeze Holdings, LLC (100%)(NC 10.20.2022)

- Symphony Breeze, LLC (51%)(DE 03.14.2019)

- (see Appendix G for subsidiaries)

- Duke Energy Renewables Wind, LLC (100%)(DE 05.23.2007)

- Duke Energy Beckjord Storage LLC (100%)(DE 09.04.2013)

- Duke Energy Renewable Services, LLC (100%)(DE 10.22.2012)

- Symphony Wind Holdings, LLC (100%)(DE 05.22.2019)

- Duke Energy Mesteno, LLC (100%)(DE 03.28.2019)

- Mesteno Energy Holdings, LLC (100%)(DE 03.28.2019)

- Mesteno Windpower, LLC (100%)(DE 06.07.2018)

- Blue Rose Wind, LLC (100%)(DE 05.11.2020)

- Blue Rose Wind Holdings, LLC (Class B Interests 100%)(DE 05.11.2020)

- Frontier Windpower II, LLC (100%)(DE 11.18.2015)

- Maryneal Windpower, LLC (f/k/a Sweetwater Wind 6 LLC)(100%)(DE 04.29.2004)

- Duke Energy Renewables Storage, LLC (100%)(DE 12.05.2019)

- Bessie Energy Storage, LLC (100%)(DE 06.01.2023)

- Catamount Energy Corporation (100%)(VT 06.23.1992) [DEGS Wind Vermont, Inc. (VT, 06.20.2008)]

- Equinox Vermont Corporation (100%)(VT 05.01.1990)

- Catamount Rumford Corporation (100%)(VT 04.11.1989)

- Catamount Sweetwater Corporation (100%)(VT 06.17.2003)

- Sweetwater Development LLC (100%)(TX 11.05.2002)

- Sweetwater Wind Power L.L.C. (100%)(TX 11.05.2002)

- Catamount Sweetwater Holdings LLC (100%)(VT 06.20.2005)

- Catamount Sweetwater 1 LLC (100%)(VT 12.12.2003)

- Catamount Sweetwater 2 LLC (100%)(VT 05.05.2004)

- Catamount Sweetwater 3 LLC (100%)(VT 06.03.2004)

- Catamount Sweetwater 4-5 LLC (100%)(VT 03.08.2005)

- Sweetwater 4-5 Holdings LLC (18.72%)(DE 04.18.2007)

- Sweetwater Wind 4 LLC (100%)(DE 04.29.2004)

- Sweetwater Wind 5 LLC (100%)(DE 04.29.2004)

- Catamount Sweetwater 6 LLC (100%)(VT 09.07.2005)

- CEC UK1 Holding Corp. (100%)(VT 09.11.2002)

- CEC UK2 Holding Corp. (100%)(VT 09.11.2002)

- Duke Energy Renewables NC Solar, LLC (100%)(DE 02.25.2010)

- (see Appendix H for subsidiaries)

Duke Energy Corporation

- └─ Cinergy Corp. (100%)
 - └─ Duke Energy Renewables Holding Company, LLC (100%)
 - └─ Duke Energy Renewables, LLC (100%)
 - └─ Symphony Breeze Holdings, LLC (100%)
 - └─ Symphony Breeze, LLC (51%)

Symphony Breeze, LLC (51%)(DE 03.14.2019)

- └─ Clear Skies Solar Holdings, LLC (100%)(DE 11.15.2012)
 - └─ Clear Skies Solar, LLC (100%)(DE 11.15.2012)
 - └─ Black Mountain Solar, LLC (100%)(AZ 05.04.2011)
 - └─ CS Murphy Point, LLC (100%)(NC 01.12.2010)
 - └─ Martins Creek Solar NC, LLC (100%)(NC 04.08.2010)
 - └─ Murphy Farm Power, LLC (100%)(NC 01.27.2010)
 - └─ North Carolina Renewable Properties, LLC (100%)(NC 06.03.2010)
 - └─ RP-Orlando, LLC (100%)(DE 03.05.2010)
 - └─ Solar Star North Carolina I, LLC (100%)(DE 11.07.2008)
 - └─ Solar Star North Carolina II, LLC (100%)(DE 12.16.2009)
 - └─ Taylorsville Solar, LLC (100%)(DE 04.29.2010)
- └─ Washington Millfield Solar, LLC (100%)(DE 05.23.2013)
- └─ Texoma Wind Holdings, LLC (100%)(DE 10.11.2016)
 - └─ Texoma Wind, LLC (100%)(DE 10.11.2016)
 - └─ Frontier Windpower, LLC (100%)(DE 08.21.2015)
 - └─ Los Vientos Windpower III, LLC (100%)(DE 07.24.2013)
 - └─ Los Vientos Windpower IV, LLC (100%)(DE 07.24.2013)
 - └─ Los Vientos Windpower V, LLC (100%)(DE 07.24.2013)
- └─ Duke Energy Renewables Solar I, LLC (100%)(DE 03.15.2019)
 - └─ Gato Montes Solar, LLC (100%)(DE 12.09.2011)
 - └─ RE AZ Holdings LLC (100%)(DE 10.11.2010)
 - └─ RE Ajo 1 LLC (100%)(DE 10.05.2009)
 - └─ RE Bagdad Solar 1 LLC (100%)(DE 08.13.2009)
 - └─ TX Solar I LLC (100%)(DE 05.27.2009)
 - └─ RE SFCity1 Holdco, LLC (100%)(DE 06.23.2010) acquired on 08.12.2013
 - └─ RE SFCity1 GP, LLC (100%)(DE 05.14.2009) acquired on 08.12.2013
 - └─ RE SFCity1, LP (99% owned by RE SFCity1 Holdco, LLC; 1% owned by RE SFCity1 GP, LLC) (DE 05.14.2009)
 - └─ Duke Energy Shoreham Holdings, LLC (100%)(DE 07.02.2018)
 - └─ Duke Energy Shoreham, LLC (100%)(DE 09.14.2017)
 - └─ Shoreham Energy Holdings, LLC (Class B Interests 100%)(DE 09.15.2017)
 - └─ Shoreham Solar Commons LLC (100%)(DE 04.23.2015)
- └─ Duke Energy Renewables Wind I, LLC (100%)(DE 03.15.2019)
 - └─ Ironwood-Cimarron Windpower Holdings, LLC (100%)(DE 12.08.2010)
 - └─ DS Cornerstone, LLC (50%)(DE 04.05.2012)
 - └─ Summit Wind Energy Mesquite Creek, LLC (100%)(DE 08.01.2013)
 - └─ Mesquite Creek Wind LLC (100%)(DE 09.12.2008)
 - └─ Free State Windpower, LLC (100%)(DE 02.01.2012)
 - └─ Cimarron Windpower II, LLC (100%)(DE 03.07.2011)
 - └─ Ironwood Windpower, LLC (100%)(DE 12.08.2010)
 - └─ Green Frontier Windpower Holdings, LLC (100%)(DE 02.22.2010)
 - └─ Green Frontier Windpower, LLC (100%)(DE 05.13.2010)
 - └─ Happy Jack Windpower, LLC (100%)(DE 10.27.2006)
 - └─ Kit Carson Windpower, LLC (100%)(DE 06.23.2009)
 - └─ Silver Sage Windpower, LLC (100%)(DE 04.16.2007)
 - └─ Three Buttes Windpower, LLC (100%)(DE 08.26.2008)
 - └─ Los Vientos Windpower IA Holdings, LLC (100%)(DE 01.27.2011)
 - └─ Los Vientos Windpower IA, LLC (100%)(DE 01.27.2011)
 - └─ Los Vientos Windpower IB Holdings, LLC (100%)(DE 08.02.2012)
 - └─ Los Vientos Windpower IB, LLC (100%)(DE 07.11.2011)
 - └─ Notrees Windpower, LP (99%)(DE 09.30.2005)
 - └─ TE Notrees, LLC (100%)(DE 09.30.2005)
 - └─ Notrees Windpower, LP (1%)(DE 09.30.2005)
 - └─ TE Ocotillo, LLC (100%)(DE 12.21.2004)
 - └─ North Allegheny Wind, LLC (100%)(DE 05.31.2006)

Duke Energy Corporation

- └─ Cinergy Corp. (100%)
 - └─ Duke Energy Renewables Holding Company, LLC (100%)
 - └─ Duke Energy Renewables, LLC (100%)
 - └─ Symphony Breeze Holdings, LLC (100%)
 - └─ Symphony Breeze, LLC (51%)
-

Symphony Breeze, LLC (51%)(DE 03.14.2019)

- └─ Duke Energy Renewables Wind I, LLC (100%)(DE 03.15.2019)
 - └─ Top of the World Wind Energy Holdings LLC (100%)(DE 11.15.2010)
 - └─ Top of the World Wind Energy LLC (100%)(DE 03.13.2008)
 - └─ Wind Star Holdings, LLC (100%)(DE 04.15.2014)
 - └─ Wind Star Renewables, LLC (100%)(DE 04.15.2014)
 - └─ Highlander Solar 1, LLC (100%)(DE 09.03.2010)
 - └─ Highlander Solar 2, LLC (100%)(DE 09.03.2010)
 - └─ Laurel Hill Wind Energy, LLC (100%)(PA 12.14.2004)
 - └─ Shirley Wind, LLC (100%)(WI 10.20.2006)

Duke Energy Corporation

- └─ Cinergy Corp. (100%)
 - └─ Duke Energy Renewables Holding Company, LLC (100%)
 - └─ Duke Energy Renewables, LLC (100%)
 - └─ Catamount Energy Corporation (100%)
 - └─ Duke Energy Renewables NC Solar, LLC (100%)

Duke Energy Renewables NC Solar, LLC (100%)(DE 02.25.2010)

- └─ Emerald State Solar Holdings, LLC (100%)(DE 04.18.2016)
 - └─ Emerald State Solar, LLC (100%)(DE 04.18.2016)
 - └─ Bethel Price Solar, LLC (100%)(DE 10.11.2013)
 - └─ Colonial Eagle Solar, LLC (100%)(DE 05.20.2014)
 - └─ Conetoe II Solar, LLC (100%)(NC 04.28.2014)
 - └─ Creswell Alligood Solar, LLC (100%)(DE 08.27.2014)
 - └─ Dogwood Solar, LLC (100%)(DE 09.12.2012)
 - └─ Everetts Wildcat Solar, LLC (100%)(DE 09.25.2014)
 - └─ Fresh Air Energy X, LLC (100%)(NC 04.03.2014)
 - └─ Garysburg Solar LLC (100%)(DE 09.24.2013)
 - └─ Gaston Solar LLC (100%)(10.08.2013)
 - └─ HXOap Solar One, LLC (100%)(NC 04.30.2013)
 - └─ Long Farm 46 Solar, LLC (100%)(NC 09.22.2014)
 - └─ Seaboard Solar LLC (100%)(DE 11.12.2013)
 - └─ SolNCPower5, LLC (100%)(NC 10.17.2013)
 - └─ SolNCPower6, LLC (100%)(NC 10.17.2013)
 - └─ SolNCPower10, L.L.C. (100%)(NC 08.01.2014)
 - └─ Tarboro Solar LLC (100%)(DE 08.26.2013)
 - └─ Washington White Post Solar, LLC (100%)(DE 09.10.2012)
 - └─ Windsor Cooper Hill Solar, LLC (100%)(DE 10.11.2013)
 - └─ Winton Solar LLC (100%)(DE 09.23.2013)
 - └─ Woodland Solar LLC (100%)(DE 09.19.2013)
 - └─ River Road Solar, LLC (100%)(NC 05.21.2014)

Duke Energy Corporation

- └─ Progress Energy, Inc. (100%)
 - └─ Duke Energy Progress, LLC (100%)
 - └─ CaroFund, Inc.
 - └─ CaroHome, LLC

Duke Energy Progress, LLC (100%)(NC 04.06.1926)

- └─ CaroFund, Inc. (100%)(NC 08.15.1995)
 - └─ CaroHome, LLC (1%)(NC 04.21.1995)
 - └─ Historic Property Management LLC (100%)(NC 12.09.1999)
- └─ CaroHome, LLC (99%)(NC 04.21.1995)
 - └─ Grove Arcade Restoration LLC (99.99%)(NC 11.29.1999)
 - └─ Baker House Apartments LLC (99.99%)(NC 01.26.1998)
 - └─ HGA Development LLC (99.99%)(NC 12.09.1999)
 - └─ Cedar Tree Properties LP (24.9849%)(WA 07.05.1994)
 - └─ First Partners Corporate LP II (15.84%)(MA 11.26.1996)
 - └─ PRAIRIE, LLC (99.99%)(NC 10.29.1998)

Duke Energy Corporation
└─ Cinergy Corp. (100%)
 └─ Duke Energy Transmission Holding Company, LLC
 └─ Duke-American Transmission Company, LLC

Duke-American Transmission Company, LLC (50%)(DE 04.11.2011)
└─ DATC Path 15 Transmission, LLC (100%)(DE 08.09.2006)
 └─ Path 15 Funding, LLC (100%)(DE 12.27.2002)
 └─ Path 15 Funding TV, LLC (100%)(DE 11.16.2004)
 └─ Path 15 Funding KBT, LLC (100%)(DE 09.21.2006)
 └─ DATC Holdings Path 15, LLC (47.326% owned by DATC Path 15 Transmission, LLC; 22.574% owned by
 Path 15 Funding KBT, LLC and 30.099% owned by Path 15 Funding, LLC)(DE 10.16.2002)
 └─ DATC Path 15, LLC (100%)(DE 10.16.2002)

Duke Energy Corporation

- └─ Duke Energy Registration Services, Inc. (100%)
 - └─ Duke Energy Americas, LLC (100%)
 - └─ Duke Energy International, LLC (100%)
-

Duke Energy International, LLC (100%)(DE 09.18.1997)

- └─ Duke Energy Group Holdings, LLC (100%)(DE 04.29.2005)
 - └─ Duke Energy Group, LLC (100%)(DE 12.22.1987)
 - └─ Duke Energy Arabian Limited (100%)(Gibraltar)
 - └─ CTE Petrochemicals Company (35%)(Cayman)
 - └─ National Methanol Company (50%)(Saudi Arabia)
 - └─ Duke Energy International Uruguay Investments, S.R.L. (100%)(Uruguay)
 - └─ CSCC Holdings Limited Partnership (100%)(British Columbia)

Changes to Corporate Structure – Second Quarter 2023

Entities Removed

- None.

Entities Added

- On April 18, 2023, Duke SustainRNG Holding Corp. (100%)(DE 06.18.2020) formed Duke CRNG-EquipCo, LLC (100%)(DE 04.18.2023).
- On June 1, 2023, Duke Energy Renewables Storage, LLC (100%)(DE 12.05.2019) formed Bessie Energy Storage, LLC (100%)(DE 06.01.2023).

Entity Type Changes

- None.

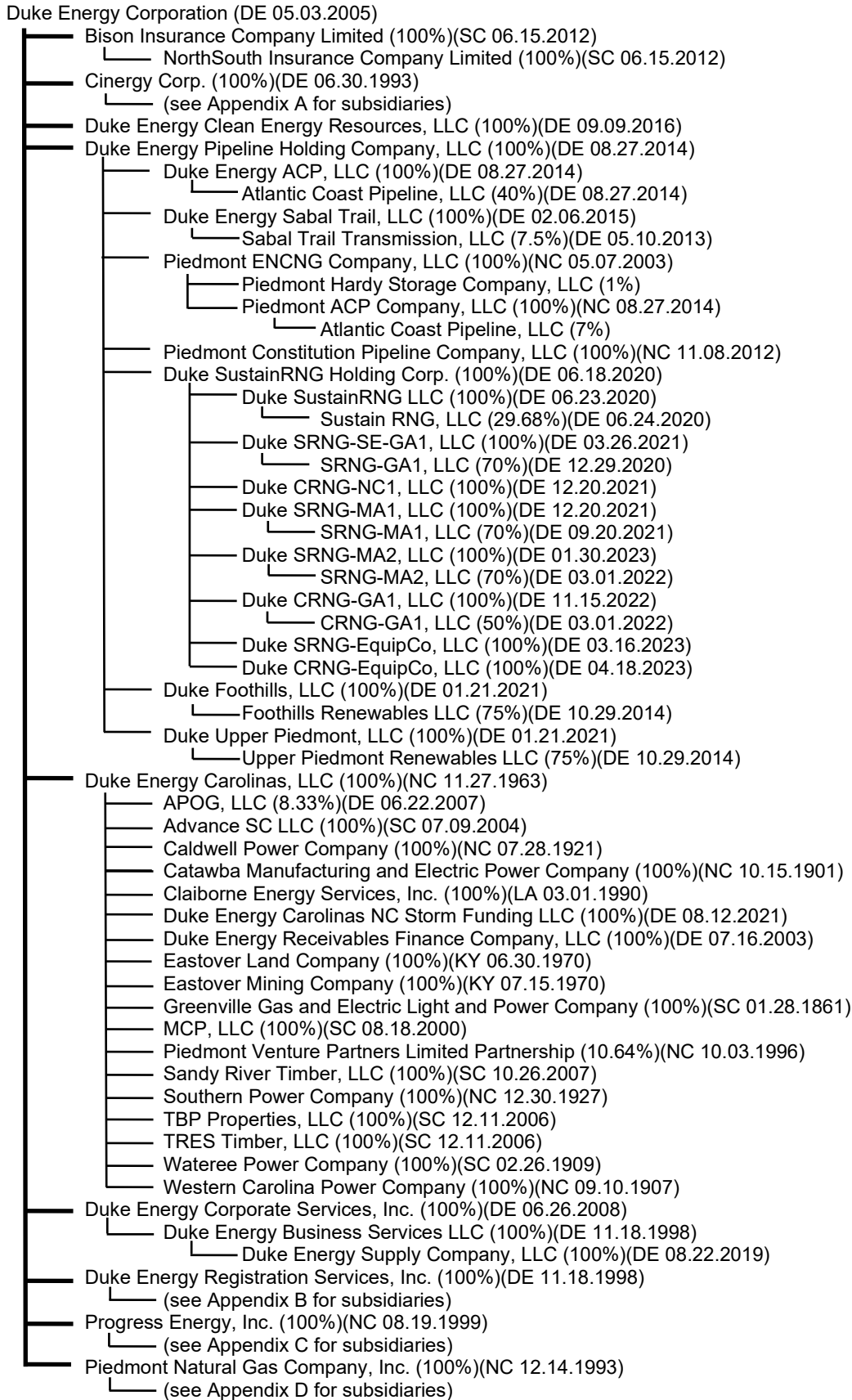
Entities Restructured

- On May 18, 2023, Black Mesa Energy, LLC (100%)(ID 02.10.2017) distributed all of its interests in Black Mesa Interconnection, LLC (100%)(DE 07.13.2022) (the “BMI LLC Interests”) to Duke Energy Renewables Solar, LLC (100%)(DE 05.13.2010), which then distributed all of the BMI LLC Interests to Duke Energy Renewables, LLC (100%)(DE 02.11.1997).
- Immediately thereafter, on May 18, 2023, Duke Energy Renewables Solar, LLC (100%)(DE 05.13.2010) distributed all of its interests in Black Mesa Energy, LLC (100%)(ID 02.10.2017) (the “BME LLC Interests”) to Duke Energy Renewables, LLC (100%)(DE 02.11.1997), which then contributed all of the BME LLC Interests to Duke Energy Renewables Solar Holdings, Inc. (100%)(DE 09.10.2019), which then contributed all of the BME LLC Interests to Black Mesa Solar Energy, LLC (100%)(DE 01.18.2023), which then contributed all of the BME LLC Interests to Black Mesa Energy Holdings, LLC (Class B Interests 100%)(DE 01.19.2023).
- On June 29, 2023, Black Mesa Solar Energy, LLC (100%)(DE 01.18.2023) issued 100% of the Class A interests in Black Mesa Energy Holdings, LLC (Class B Interests 100%)(DE 01.19.2023) to Capital One, N.A. Black Mesa Solar Energy, LLC (100%)(DE 01.18.2023) retained 100% of the Class B interests.

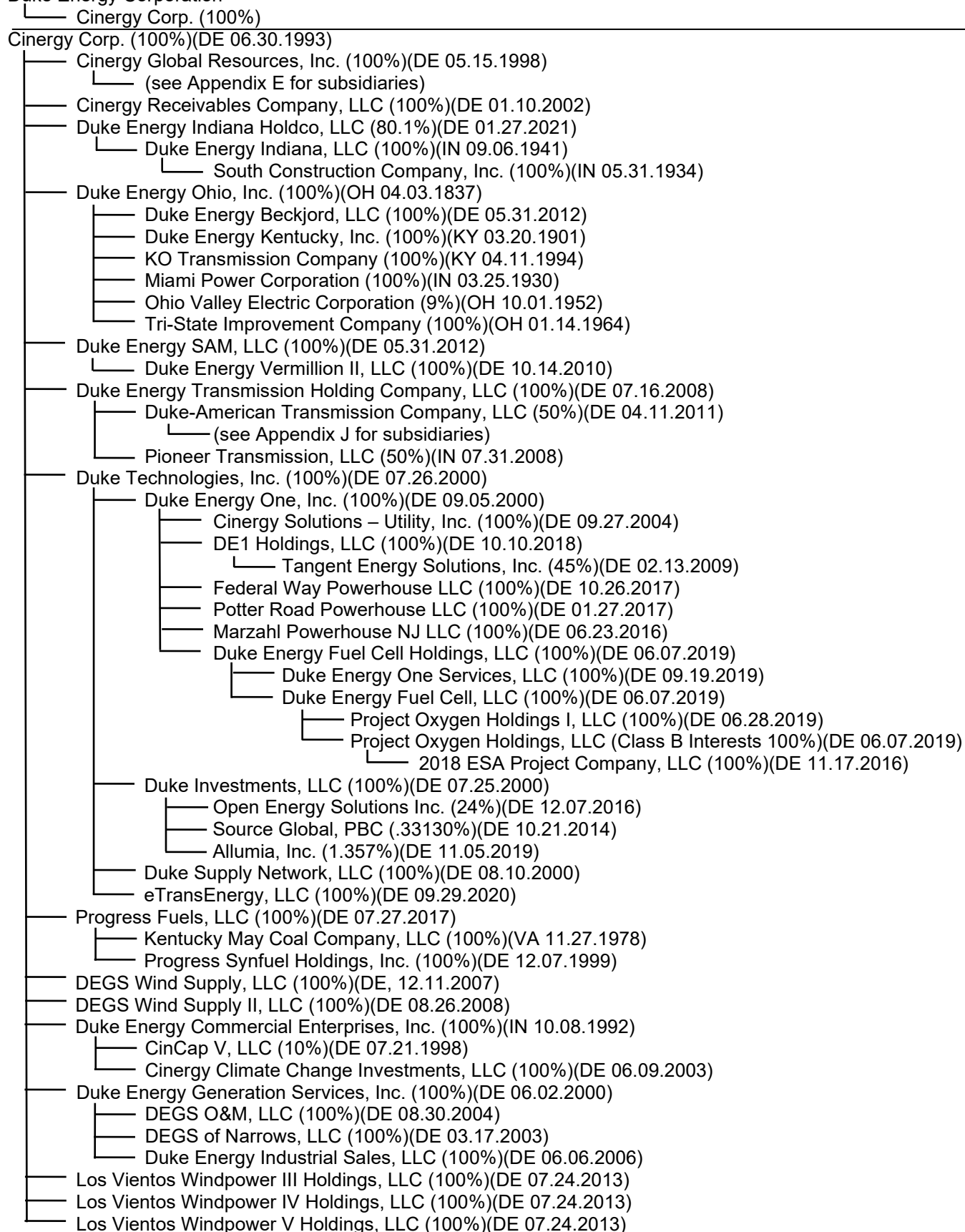
Name Changes

- On April 17, 2023, Pisgah Ridge Solar 3, LLC (100%)(DE 04.27.2022) changed its name to Pisgah Ridge 3, LLC (100%)(DE 04.27.2022).

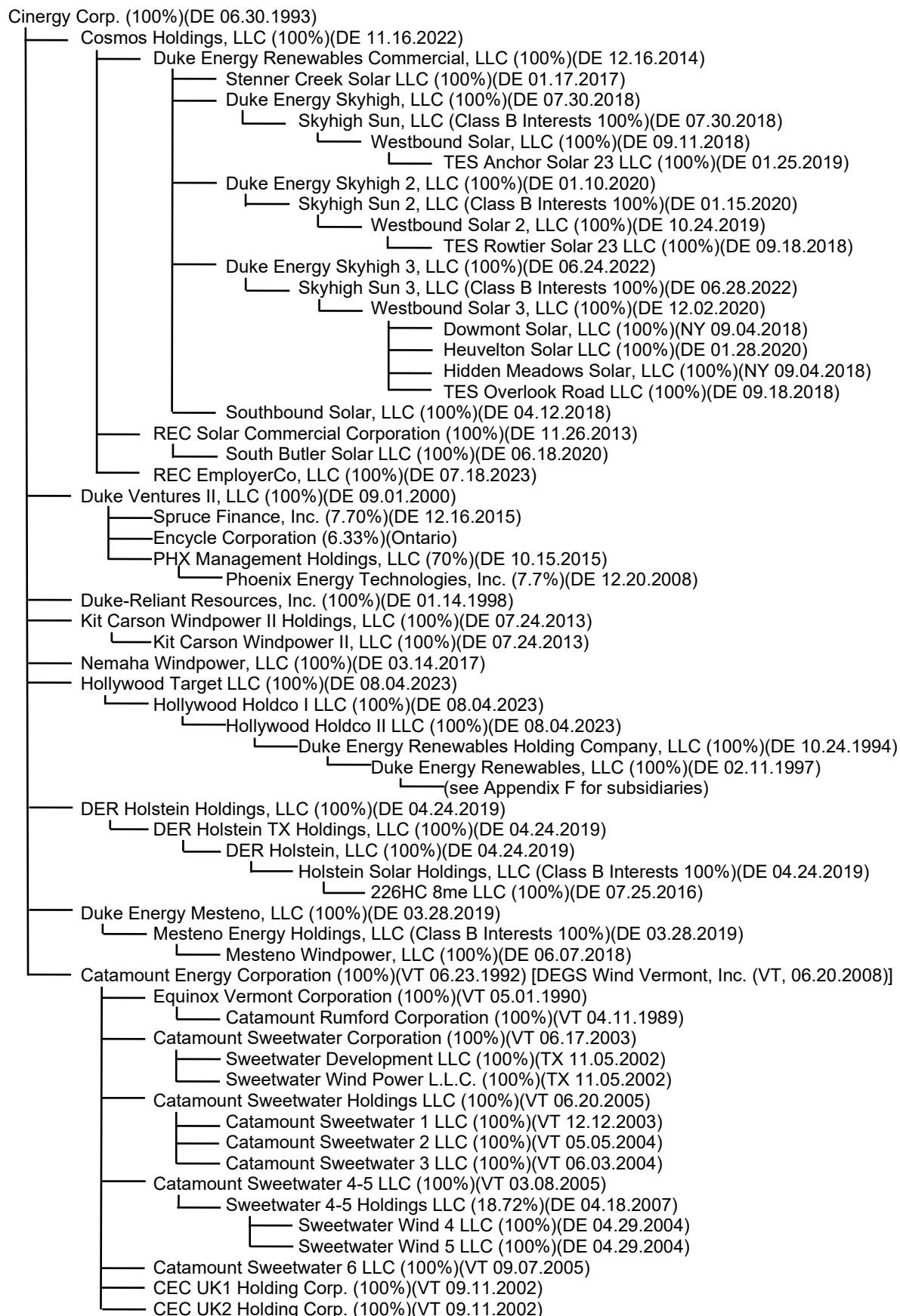
**DUKE ENERGY CORPORATION
CORPORATE STRUCTURE
AS OF SEPTEMBER 30, 2023**



Duke Energy Corporation



Duke Energy Corporation
 └─ Cinergy Corp. (100%)



Duke Energy Corporation

- └─ Duke Energy Registration Services, Inc. (100%)

Duke Energy Registration Services, Inc. (100%)(DE 11.18.1998)

- └─ PanEnergy Corp. (100%)(DE 01.26.1981)
 - └─ Duke Energy Services, Inc. (100%)(DE 06.08.1959)
 - └─ DETMI Management, Inc. (100%)(CO 06.21.1994)
 - └─ Duke Ventures Real Estate, LLC (100%)(DE 06.09.2009)
 - └─ Century Group Real Estate Holdings, LLC (100%)(SC 02.06.2013)
 - └─ DTMSI Management Ltd. (100%)(British Columbia 12.18.2009)
 - └─ Duke Energy Services Canada ULC (31%)(British Columbia 09.17.2009)
 - └─ Duke Ventures, LLC (100%)(NV 12.19.2000)
 - └─ Dixilyn-Field Drilling Company (100%)(DE 01.31.1977)
 - └─ Dixilyn-Field (Nigeria) Limited (100%)(Nigeria 11.14.1977)
 - └─ Duke Energy Services Canada ULC (69%)(British Columbia 09.17.2009)
 - └─ Eastman Whipstock do Brasil Ltda (100%)(Brazil 05.21.1979)
 - └─ Energy Pipelines International Company (100%)(DE 04.28.1975)
 - └─ Duke Energy China Corp. (100%)(DE 08.13.1976)
- └─ Duke Energy Americas, LLC (100%)(DE 07.02.2004)
 - └─ Duke Energy International, LLC (100%)(DE 09.18.1997)
 - └─ (see Appendix K for subsidiaries)
 - └─ Duke Energy Merchants, LLC (100%)(DE 04.23.1999)
 - └─ Duke Energy North America, LLC (100%)(DE 09.18.1997)
- └─ Duke Energy Carolinas Plant Operations, LLC (100%)(DE 05.29.2001)
 - └─ DE Nuclear Engineering, Inc. (100%)(NC 03.17.1969)
- └─ Duke Energy Royal, LLC (100%)(DE 03.13.2002)
- └─ Duke Project Services, Inc. (100%)(NC 07.01.1966)
 - └─ D/FD Operating Services LLC (50.0001%)(DE 03.07.1996)
 - └─ Duke/Fluor Daniel (50.0001%)(NC 09.01.1997)
 - └─ D/FD Holdings, LLC (100%)(DE 12.15.2005)
 - └─ Duke/Fluor Daniel International (50.0001%)(NV 09.01.1994)
 - └─ Duke/Fluor Daniel Caribbean, S.E. (99%)(Puerto Rico 12.06.1996)
 - └─ Duke/Fluor Daniel International Services (50.0001%)(NV 09.01.1994)
 - └─ Duke/Fluor Daniel Caribbean, S.E. (0.50%)(Puerto Rico 12.06.1996)
 - └─ Duke/Fluor Daniel International Services (Trinidad) Ltd. (100%)(Trinidad and Tobago 12.03.1998)

Duke Energy Corporation

- └─ Progress Energy, Inc. (100%)

Progress Energy, Inc. (100%)(NC 08.19.1999)

- └─ Duke Energy Progress, LLC* (100%)(NC 04.06.1926)
 - └─ APOG, LLC (8.33%)(DE 06.22.2007)
 - └─ Carousel Capital Partners LP (3.07%)(DE 03.27.1996)
 - └─ CaroFund, Inc. (100%)(NC 08.15.1995)
 - └─ (see Appendix I for CaroFund, Inc. and CaroHome, LLC subsidiaries)
 - └─ CaroHome, LLC (99%)(NC 04.21.1995)
 - └─ (see Appendix I for CaroFund, Inc. and CaroHome, LLC subsidiaries)
 - └─ Duke Energy Progress NC Storm Funding LLC (100%)(DE 08.12.2021)
 - └─ Duke Energy Progress Receivables LLC (100%)(DE 10.16.2013)
 - └─ Kinetic Ventures I LLC (11.11%)(DE 04.18.1997)
 - └─ Kinetic Ventures II, LLC (14.28%)(DE 12.15.1999)
 - └─ Maxey Flats Site IRP, LLC (3.02%)(VA 05.05.1995)
 - └─ NCEF Liquidating Trust** (4.99%)
 - └─ Powerhouse Square, LLC (99.9%)(NC 01.13.1998)
 - └─ Progress Energy EnviroTree, Inc. (50%)(NC 12.22.2003)
 - └─ South Atlantic Private Equity Fund IV, LP (14.3294%)(DE 06.26.1997)
- └─ Florida Progress, LLC (100%)(FL 01.21.1982)
 - └─ Duke Energy Florida, LLC (100%)(FL 07.18.1899)
 - └─ APOG, LLC (8.33%)(DE 06.22.2007)
 - └─ Inflexion Fund, LP (16.78%)(DE 05.08.2002)
 - └─ Progress Energy EnviroTree, Inc. (50%)(NC 12.22.2003)
 - └─ Duke Energy Florida Project Finance, LLC (100%)(DE 01.05.2016)
 - └─ Duke Energy Florida Receivables LLC (100%)(DE 01.27.2014)
 - └─ Duke Energy Florida Solar Solutions, LLC (100%)(DE 02.25.2015)
 - └─ DEF Purchasing Company, LLC (100%)(DE 08.21.2023)
 - └─ Florida Progress Funding Corporation (100%)(DE 03.18.1999)
 - └─ Progress Capital Holdings, Inc. (100%)(FL 05.17.1988)
 - └─ Progress Telecommunications Corporation (100%)(FL 10.15.1998)
 - └─ PeakNet, LLC (100%)(DE 02.26.2010)
 - └─ PT Holding Company, LLC (100%)(DE 01.17.2006)
 - └─ PeakNet Services, LLC (100%)(DE 02.16.2006)
- └─ Strategic Resource Solutions Corp. (100%)(NC 01.22.1996)

* Duke Energy Progress, LLC (formerly known as Carolina Power & Light Company) is also the beneficial owner of several entities that were generally acquired through bankruptcy proceedings. These entities are not shown separately due to its minor ownership interest (generally <1%).

As of December 31, 2009, it is believed CP&L owns a beneficial interest in the following entities:

Air Nail Unsecured Creditors Liquid Trust, Creditors Reserve Trust, Heiling-Meyers Liquidating Trust, Estate of Jillian Entertainment, HA2003 Liquidating Trust, CFC Trust, Fleming Post Confirmation Trust, Bombay Liquidation Trust, USOP Liquidating LLC, ZB Company Liquidation Trust and ANC Liquidating Trust.

** NCEF Liquidating Trust, a business trust, holds the assets of The North Carolina Enterprise Fund Limited Partnership, now dissolved.

Duke Energy Corporation

- └─ Piedmont Natural Gas Company, Inc. (100%)

Piedmont Natural Gas Company, Inc. (100%)(reincorporated in NC 02.25.1994)

- └─ Piedmont Energy Partners, Inc. (100%)(NC 01.30.1996)
 - └─ Piedmont Energy Company (100%)(NC 01.11.1994)
 - └─ Piedmont Interstate Pipeline Company (100%)(NC 09.08.1992)
 - └─ Pine Needle LNG Company, LLC (45%)
 - └─ Piedmont Intrastate Pipeline Company (100%)(NC 04.04.1994)
 - └─ Cardinal Pipeline Company, LLC (21.49%)
- └─ Piedmont Hardy Storage Company, LLC (99%)(NC 07.22.2004)
 - └─ Hardy Storage Company, LLC (50%)

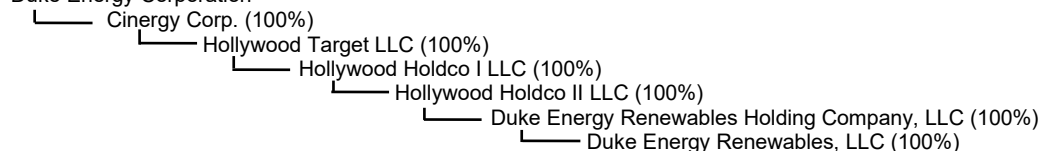
Duke Energy Corporation

- └─ Cinergy Corp. (100%)
 - └─ Cinergy Global Resources, Inc. (100%)
-

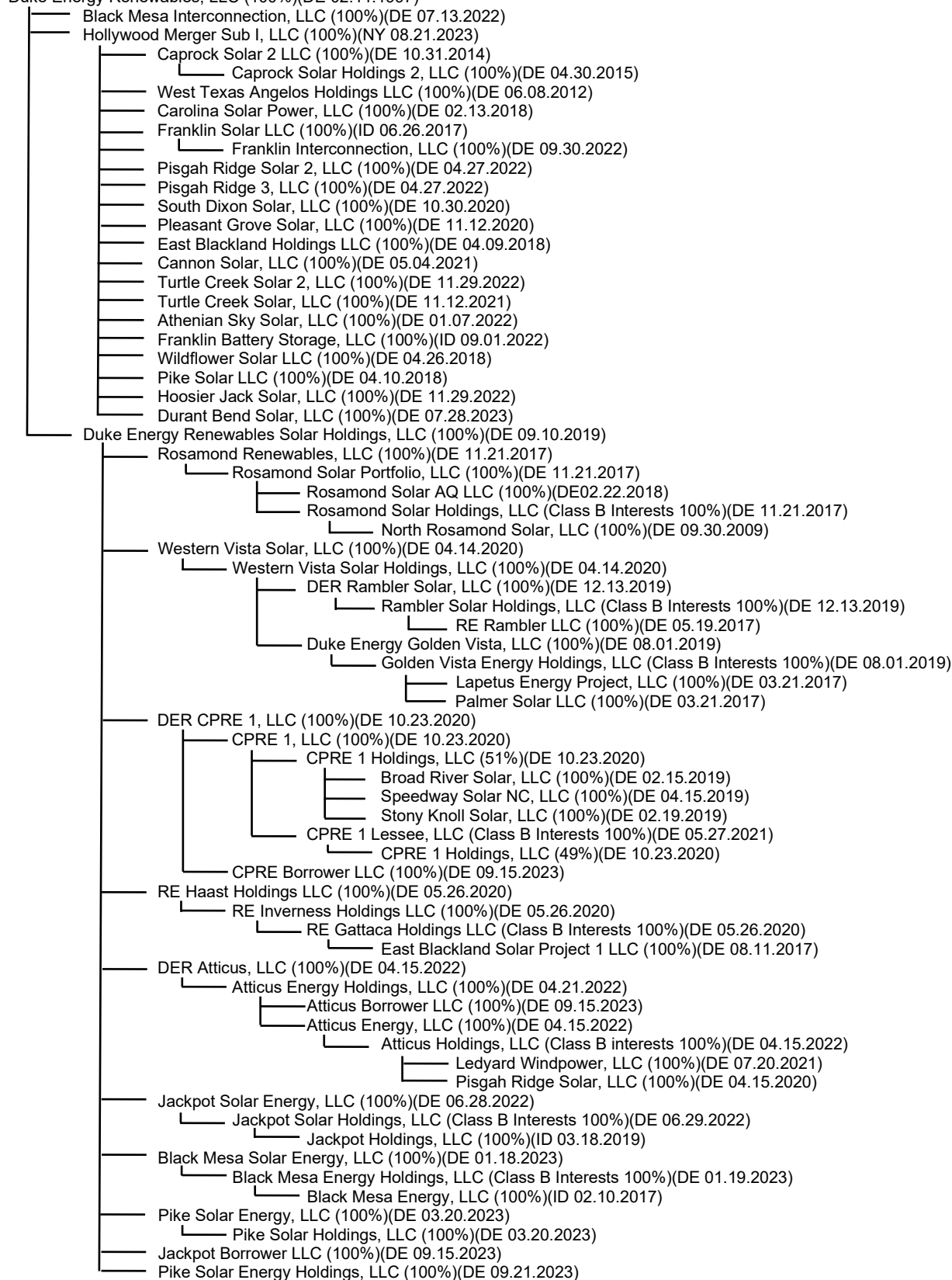
Cinergy Global Resources, Inc. (100%)(DE 05.15.1998)


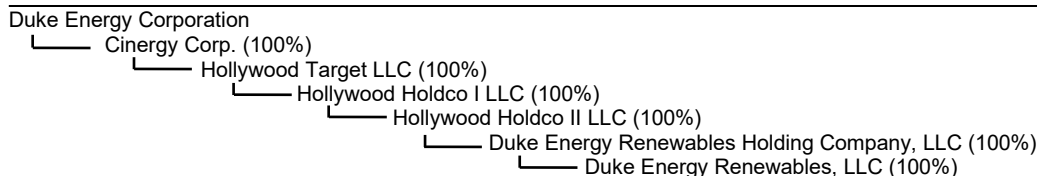
- └─ Cinergy Global Power, Inc. (100%)(DE 09.04.1997)
 - └─ CGP Global Greece Holdings, SA (99.99%)(Greece 08.10.2001)
 - └─ Cinergy Global (Cayman) Holdings, Inc. (100%)(Cayman Islands 09.04.1997)
 - └─ Cinergy Global Tsavo Power (100%)(Cayman Islands 09.04.1997)
 - └─ IPS-Cinergy Power Limited (48.2%)(Kenya 04.28.1999)
 - └─ Tsavo Power Company Limited (49.9%)(Kenya 01.22.1998)
 - └─ Cinergy Global Holdings, Inc. (100%)(DE 12.18.1998)
 - └─ CGP Global Greece Holdings, SA (.01%)(Greece 08.10.2001)

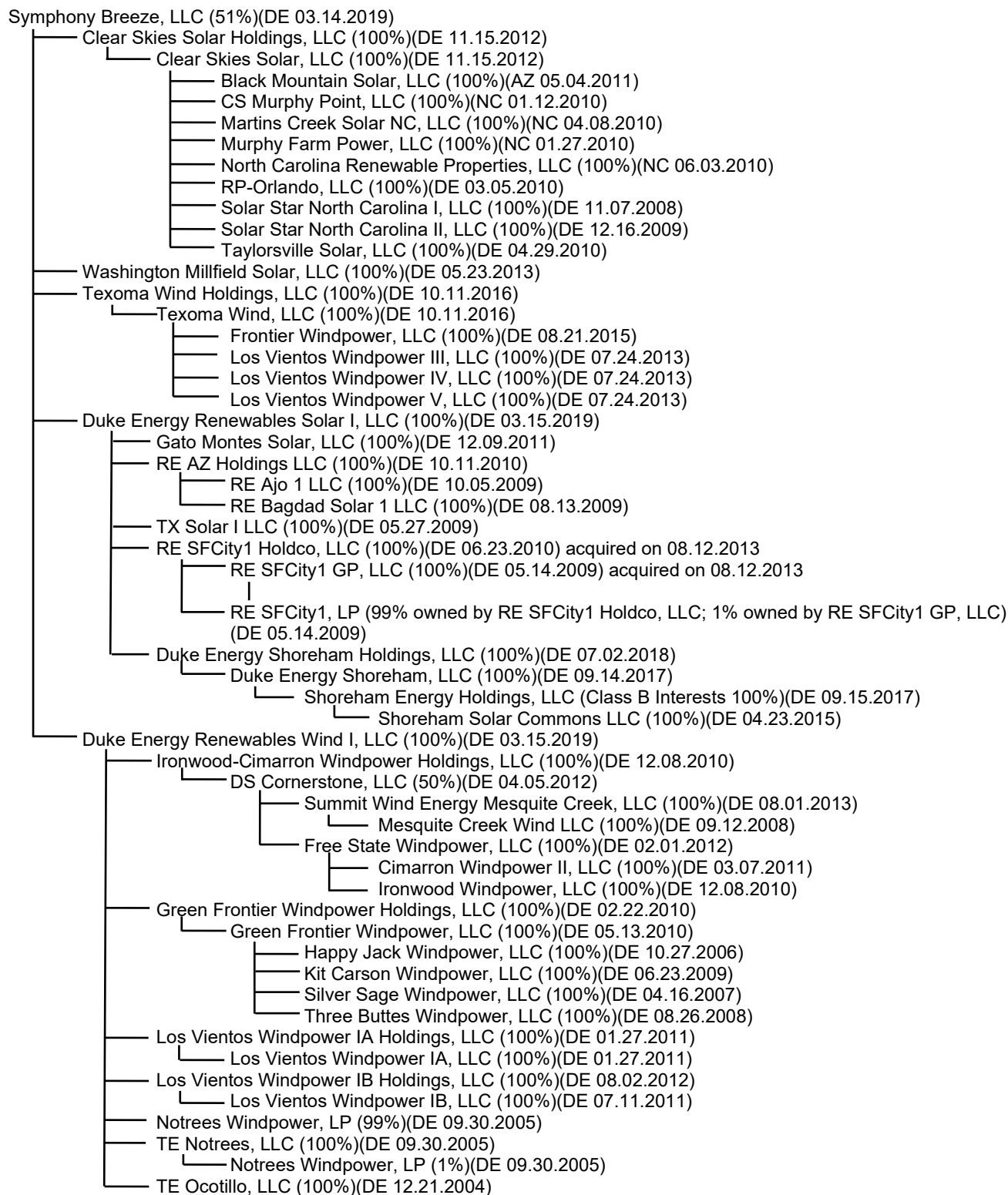
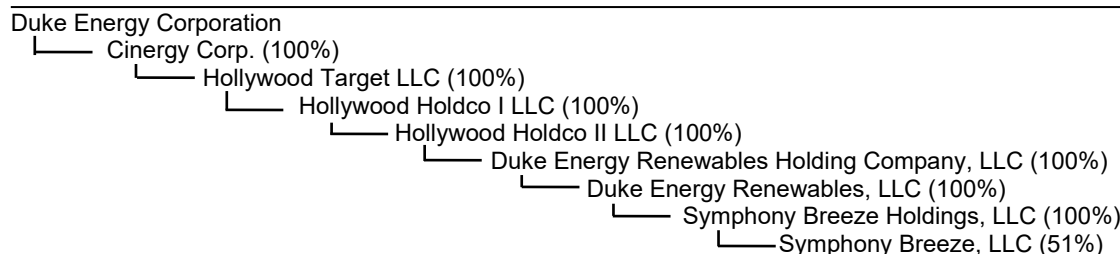
Duke Energy Corporation

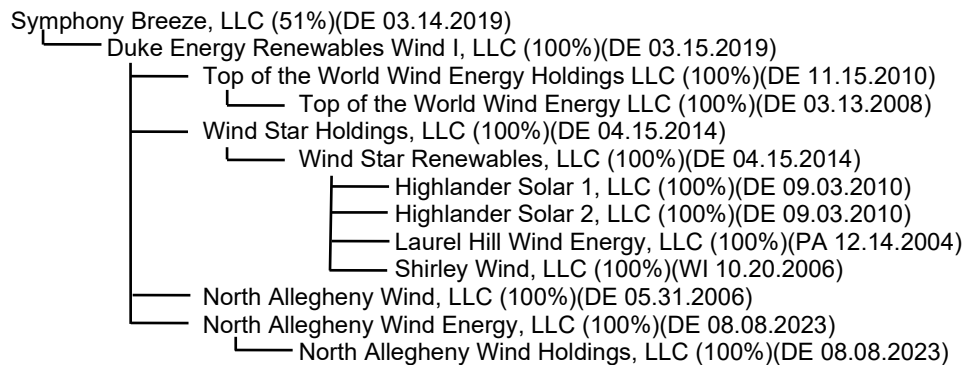
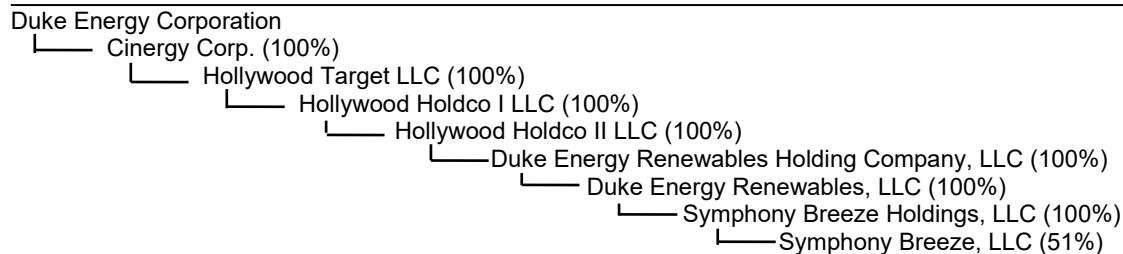


Duke Energy Renewables, LLC (100%)(DE 02.11.1997)









Duke Energy Corporation
 └─ Cinergy Corp. (100%)
 └─ Hollywood Target LLC (100%)
 └─ Hollywood Holdco I LLC (100%)
 └─ Hollywood Holdco II LLC (100%)
 └─ Duke Energy Renewables Holding Company, LLC (100%)
 └─ Duke Energy Renewables, LLC (100%)
 └─ Duke Energy Renewables NC Solar, LLC (100%)

Duke Energy Renewables NC Solar, LLC (100%)(DE 02.25.2010)
 └─ Emerald State Solar Holdings, LLC (100%)(DE 04.18.2016)
 └─ Emerald State Solar, LLC (100%)(DE 04.18.2016)
 ├─ Bethel Price Solar, LLC (100%)(DE 10.11.2013)
 ├─ Colonial Eagle Solar, LLC (100%)(DE 05.20.2014)
 ├─ Conetoe II Solar, LLC (100%)(NC 04.28.2014)
 ├─ Creswell Alligood Solar, LLC (100%)(DE 08.27.2014)
 ├─ Dogwood Solar, LLC (100%)(DE 09.12.2012)
 ├─ Everetts Wildcat Solar, LLC (100%)(DE 09.25.2014)
 ├─ Fresh Air Energy X, LLC (100%)(NC 04.03.2014)
 ├─ Garysburg Solar LLC (100%)(DE 09.24.2013)
 ├─ Gaston Solar LLC (100%)(10.08.2013)
 ├─ HXOap Solar One, LLC (100%)(NC 04.30.2013)
 ├─ Long Farm 46 Solar, LLC (100%)(NC 09.22.2014)
 ├─ Seaboard Solar LLC (100%)(DE 11.12.2013)
 ├─ SolNCPower5, LLC (100%)(NC 10.17.2013)
 ├─ SolNCPower6, LLC (100%)(NC 10.17.2013)
 ├─ SolNCPower10, L.L.C. (100%)(NC 08.01.2014)
 ├─ Tarboro Solar LLC (100%)(DE 08.26.2013)
 ├─ Washington White Post Solar, LLC (100%)(DE 09.10.2012)
 ├─ Windsor Cooper Hill Solar, LLC (100%)(DE 10.11.2013)
 ├─ Winton Solar LLC (100%)(DE 09.23.2013)
 └─ Woodland Solar LLC (100%)(DE 09.19.2013)
 └─ River Road Solar, LLC (100%)(NC 05.21.2014)

Duke Energy Corporation

- └─ Progress Energy, Inc. (100%)
 - └─ Duke Energy Progress, LLC (100%)
 - └─ CaroFund, Inc.
 - └─ CaroHome, LLC
-

Duke Energy Progress, LLC (100%)(NC 04.06.1926)

- └─ CaroFund, Inc. (100%)(NC 08.15.1995)
 - └─ CaroHome, LLC (1%)(NC 04.21.1995)
 - └─ Historic Property Management LLC (100%)(NC 12.09.1999)
- └─ CaroHome, LLC (99%)(NC 04.21.1995)
 - └─ Grove Arcade Restoration LLC (99.99%)(NC 11.29.1999)
 - └─ Baker House Apartments LLC (99.99%)(NC 01.26.1998)
 - └─ HGA Development LLC (99.99%)(NC 12.09.1999)
 - └─ Cedar Tree Properties LP (24.9849%)(WA 07.05.1994)
 - └─ First Partners Corporate LP II (15.84%)(MA 11.26.1996)
 - └─ PRAIRIE, LLC (99.99%)(NC 10.29.1998)

Duke Energy Corporation
└─ Cinergy Corp. (100%)
 └─ Duke Energy Transmission Holding Company, LLC
 └─ Duke-American Transmission Company, LLC

Duke-American Transmission Company, LLC (50%)(DE 04.11.2011)
└─ DATC Path 15 Transmission, LLC (100%)(DE 08.09.2006)
 └─ Path 15 Funding, LLC (100%)(DE 12.27.2002)
 └─ Path 15 Funding TV, LLC (100%)(DE 11.16.2004)
 └─ Path 15 Funding KBT, LLC (100%)(DE 09.21.2006)
 └─ DATC Holdings Path 15, LLC (47.326% owned by DATC Path 15 Transmission, LLC; 22.574% owned by
 Path 15 Funding KBT, LLC and 30.099% owned by Path 15 Funding, LLC)(DE 10.16.2002)
 └─ DATC Path 15, LLC (100%)(DE 10.16.2002)

Duke Energy Corporation

- └─ Duke Energy Registration Services, Inc. (100%)
 - └─ Duke Energy Americas, LLC (100%)
 - └─ Duke Energy International, LLC (100%)
-

Duke Energy International, LLC (100%)(DE 09.18.1997)

- └─ Duke Energy Group Holdings, LLC (100%)(DE 04.29.2005)
 - └─ Duke Energy Group, LLC (100%)(DE 12.22.1987)
 - └─ Duke Energy Arabian Limited (100%)(Gibraltar)
 - └─ CTE Petrochemicals Company (35%)(Cayman)
 - └─ National Methanol Company (50%)(Saudi Arabia)
 - └─ Duke Energy International Uruguay Investments, S.R.L. (100%)(Uruguay)
 - └─ CSCC Holdings Limited Partnership (100%)(British Columbia)

Changes to Corporate Structure – Third Quarter 2023

Entities Removed

- On September 28, 2023, Duke Energy Renewables Solar, LLC (100%)(DE 05.13.2010) merged into Hollywood Merger Sub I, LLC (100%)(NY 08.21.2023).
- On September 28, 2023, Duke Energy Sun Holdings, LLC (100%)(DE 03.15.2019) merged into Hollywood Merger Sub II, LLC (100%)(NY 08.21.2023).

Entities Added

- On July 18, 2023, Cosmos Holdings, LLC (100%)(DE 11.16.2022) formed REC EmployerCo, LLC (100%)(DE 07.18.2023).
- On July 28, 2023, Duke Energy Renewables Solar, LLC (100%)(DE 05.13.2010) formed Durant Bend Solar, LLC (100%)(DE 07.28.2023).
- On August 4, 2023, Cinergy Corp. (100%)(DE 06.30.1993) formed Hollywood Target LLC (100%)(DE 08.04.2023).
- On August 4, 2023, Hollywood Target LLC (100%)(DE 08.04.2023) formed Hollywood Holdco I LLC (100%)(DE 08.04.2023).
- On August 4, 2023, Hollywood Holdco I LLC (100%)(DE 08.04.2023) formed Hollywood Holdco II LLC (100%)(DE 08.04.2023).
- On August 8, 2023, Duke Energy Renewables Wind I, LLC (100%)(DE 03.15.2019) formed North Allegheny Wind Energy, LLC (100%)(DE 08.08.2023).
- On August 8, 2023, North Allegheny Wind Energy, LLC (100%)(DE 08.08.2023) formed North Allegheny Wind Holdings, LLC (100%)(DE 08.08.2023).
- On August 21, 2023, Duke Energy Renewables, LLC (100%)(DE 02.11.1997) formed Hollywood Merger Sub I, LLC (100%)(NY 08.21.2023).
- On August 21, 2023, Duke Energy Renewables, LLC (100%)(DE 02.11.1997) formed Hollywood Merger Sub II, LLC (100%)(NY 08.21.2023).
- On August 21, 2023, Duke Energy Florida, LLC (100%)(FL 07.18.1899) formed DEF Purchasing Company, LLC (100%)(DE 08.21.2023).
- On September 15, 2023, Atticus Energy Holdings, LLC (100%)(DE 04.21.2022) formed Atticus Borrower LLC (100%)(DE 09.14.2023).
- On September 15, 2023, Symphony Wind Holdings, LLC (100%)(DE 05.22.2019) formed Blue Rose Borrower LLC (100%)(DE 09.15.2023).
- On September 15, 2023, DER CPRE 1, LLC (100%)(DE 10.23.2020) formed CPRE Borrower LLC (100%)(DE 09.15.2023).
- On September 15, 2023, Duke Energy Renewables Solar Holdings, Inc. (100%)(DE 09.10.2019)(nka Duke Energy Renewables Solar Holdings, LLC) formed Jackpot Borrower LLC (100%)(DE 09.15.2023).
- On September 15, 2023, Duke Energy Renewables, LLC (100%)(DE 02.11.1997) formed Symphony Breeze Borrower LLC (100%)(DE 09.15.2023).
- On September 15, 2023, Duke Energy Renewables, LLC (100%)(DE 02.11.1997) formed Symphony Sun Borrower LLC (100%)(DE 09.15.2023).
- On September 21, 2023, Duke Energy Renewables Solar Holdings, Inc. (100%)(DE 09.10.2019)(nka Duke Energy Renewables Solar Holdings, LLC) formed Pike Solar Energy Holdings, LLC (100%)(DE 09.21.2023).
- On September 26, 2023, Duke Energy Renewables Solar Holdings, Inc. (100%)(DE 09.10.2019)(nka Duke Energy Renewables Solar Holdings, LLC) formed Wildflower Solar Energy Holdings, LLC (100%)(DE 09.26.2023).
- On September 26, 2023, Wildflower Solar Energy Holdings, LLC (100%)(DE 09.26.2023) formed Wildflower Solar Energy, LLC (100%)(DE 09.26.2023).
- On September 26, 2023, Wildflower Solar Energy, LLC (100%)(DE 09.26.2023) formed Wildflower Solar Holdings, LLC (100%)(DE 09.26.2023).

Entity Type Changes

- On September 28, 2023, Duke Energy Renewables Solar Holdings, Inc. (100%)(DE 09.10.2019) converted into a Delaware LLC.

Entities Restructured

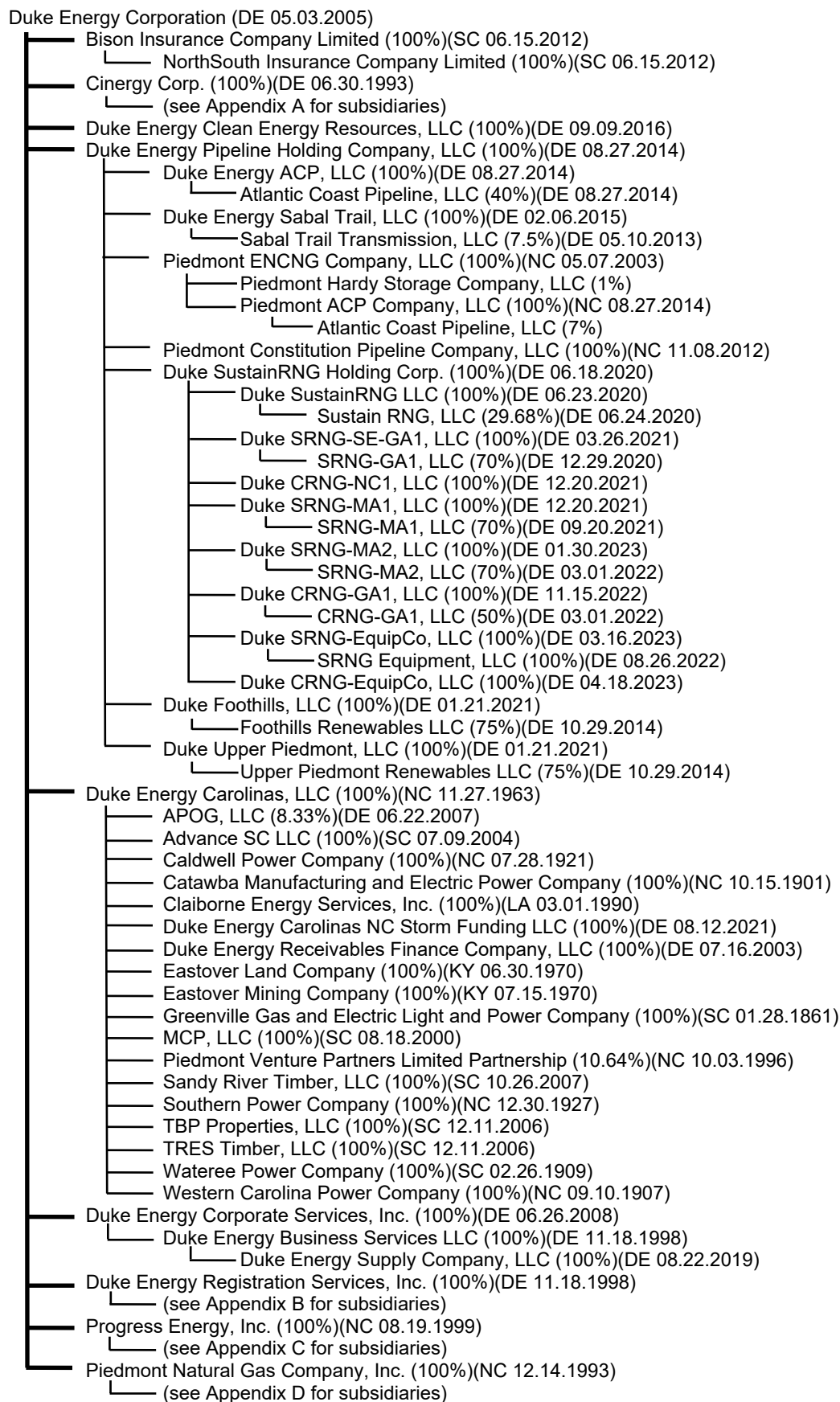
- On September 28, 2023, Duke Energy Renewables Solar Holdings, LLC (100%)(DE 09.10.2019) distributed all of its interests in DER Holstein Holdings, LLC (100%)(DE 04.24.2019) and its subsidiaries, to Duke Energy Renewables, LLC (100%)(DE 02.11.1997), which then distributed those interests to Duke Energy Renewables Holding Company, LLC (100%)(DE 10.24.1994), which then distributed those interests to Cinergy Corp. (100%)(DE 06.30.1993).

- On September 28, 2023, Symphony Wind Holdings, LLC (100%)(DE 05.22.2019) distributed all of its interests in Duke Energy Mesteno, LLC (100%)(DE 03.28.2019) and its subsidiaries, to Symphony Breeze Holdings, LLC (100%)(NC 10.20.2022), which then distributed those interests to Duke Energy Renewables, LLC (100%)(DE 02.11.1997), which then distributed those interests to Duke Energy Renewables Holding Company, LLC (100%)(DE 10.24.1994), which then distributed those interests to Cinergy Corp. (100%)(DE 06.30.1993).
- On September 28, 2023, Duke Energy Renewables, LLC (100%)(DE 02.11.1997) distributed all of its interests in Catamount Energy Corporation (100%)(VT 06.23.1992) and its subsidiaries, to Duke Energy Renewables Holding Company, LLC (100%)(DE 10.24.1994), which then distributed those interests to Cinergy Corp. (100%)(DE 06.30.1993).
- On September 30, 2023, Cinergy Corp. (100%)(DE 06.30.1993) transferred its interests in Duke Energy Renewables Holding Company, LLC (100%)(DE 10.24.1994) to Hollywood Holdco II LLC (100%)(DE 08.04.2023).
- On September 30, 2023, Catamount Energy Corporation (100%)(VT 06.23.1992) contributed all of its interests in Duke Energy Renewables NC Solar, LLC (100%)(DE 02.25.2010) and its subsidiaries, to Hollywood Target LLC (100%)(DE 08.04.2023), which then contributed those interests to Hollywood Holdco I LLC (100%)(DE 08.04.2023), which then contributed those interests to Hollywood Holdco II LLC (100%)(DE 08.04.2023), which then contributed those interests to Duke Energy Renewables Holding Company, LLC (100%)(DE 10.24.1994), which then contributed those interests to Duke Energy Renewables, LLC (100%)(DE 02.11.1997).

Name Changes

- On September 14, 2023, Wild Pike Solar Holdings, LLC (100%)(DE 03.20.2023) changed its name to Pike Solar Holdings, LLC (100%)(DE 03.20.2023).
- On September 15, 2023, Wild Pike Solar Energy, LLC (100%)(DE 03.20.2023) changed its name to Pike Solar Energy, LLC (100%)(DE 03.20.2023).

**DUKE ENERGY CORPORATION
CORPORATE STRUCTURE
AS OF DECEMBER 31, 2023**



Duke Energy Corporation

- └─ Cinergy Corp. (100%)

Cinergy Corp. (100%)(DE 06.30.1993)

- └─ Cinergy Global Resources, Inc. (100%)(DE 05.15.1998)
 - └─ (see Appendix E for subsidiaries)
- └─ Cinergy Receivables Company, LLC (100%)(DE 01.10.2002)
- └─ Duke Energy Indiana Holdco, LLC (80.1%)(DE 01.27.2021)
 - └─ Duke Energy Indiana, LLC (100%)(IN 09.06.1941)
 - └─ South Construction Company, Inc. (100%)(IN 05.31.1934)
- └─ Duke Energy Ohio, Inc. (100%)(OH 04.03.1837)
 - └─ Duke Energy Beckjord, LLC (100%)(DE 05.31.2012)
 - └─ Duke Energy Kentucky, Inc. (100%)(KY 03.20.1901)
 - └─ KO Transmission Company (100%)(KY 04.11.1994)
 - └─ Miami Power Corporation (100%)(IN 03.25.1930)
 - └─ Ohio Valley Electric Corporation (9%)(OH 10.01.1952)
 - └─ Tri-State Improvement Company (100%)(OH 01.14.1964)
- └─ Duke Energy SAM, LLC (100%)(DE 05.31.2012)
 - └─ Duke Energy Vermillion II, LLC (100%)(DE 10.14.2010)
- └─ Duke Energy Transmission Holding Company, LLC (100%)(DE 07.16.2008)
 - └─ Duke-American Transmission Company, LLC (50%)(DE 04.11.2011)
 - └─ (see Appendix G for subsidiaries)
 - └─ Pioneer Transmission, LLC (50%)(IN 07.31.2008)
- └─ Duke Technologies, Inc. (100%)(DE 07.26.2000)
 - └─ Duke Energy One, Inc. (100%)(DE 09.05.2000)
 - └─ Cinergy Solutions – Utility, Inc. (100%)(DE 09.27.2004)
 - └─ DE1 Holdings, LLC (100%)(DE 10.10.2018)
 - └─ Federal Way Powerhouse LLC (100%)(DE 10.26.2017)
 - └─ Potter Road Powerhouse LLC (100%)(DE 01.27.2017)
 - └─ Marzahl Powerhouse NJ LLC (100%)(DE 06.23.2016)
 - └─ Duke Investments, LLC (100%)(DE 07.25.2000)
 - └─ Open Energy Solutions Inc. (24%)(DE 12.07.2016)
 - └─ Source Global, PBC (.33130%)(DE 10.21.2014)
 - └─ Allumia, Inc. (1.357%)(DE 11.05.2019)
 - └─ Duke Supply Network, LLC (100%)(DE 08.10.2000)
 - └─ eTransEnergy, LLC (100%)(DE 09.29.2020)
- └─ Progress Fuels, LLC (100%)(DE 07.27.2017)
 - └─ Kentucky May Coal Company, LLC (100%)(VA 11.27.1978)
 - └─ Progress Synfuel Holdings, Inc. (100%)(DE 12.07.1999)
- └─ DEGS Wind Supply, LLC (100%)(DE, 12.11.2007)
- └─ DEGS Wind Supply II, LLC (100%)(DE 08.26.2008)
- └─ Duke Energy Commercial Enterprises, Inc. (100%)(IN 10.08.1992)
 - └─ CinCap V, LLC (10%)(DE 07.21.1998)
 - └─ Cinergy Climate Change Investments, LLC (100%)(DE 06.09.2003)
- └─ Duke Energy Generation Services, Inc. (100%)(DE 06.02.2000)
 - └─ DEGS O&M, LLC (100%)(DE 08.30.2004)
 - └─ DEGS of Narrows, LLC (100%)(DE 03.17.2003)
 - └─ Duke Energy Industrial Sales, LLC (100%)(DE 06.06.2006)
- └─ Los Vientos Windpower III Holdings, LLC (100%)(DE 07.24.2013)
- └─ Los Vientos Windpower IV Holdings, LLC (100%)(DE 07.24.2013)
- └─ Los Vientos Windpower V Holdings, LLC (100%)(DE 07.24.2013)

Duke Energy Corporation
 └─ Cinergy Corp. (100%)

Cinergy Corp. (100%)(DE 06.30.1993)

- └─ Duke Ventures II, LLC (100%)(DE 09.01.2000)
 - └─ Spruce Finance, Inc. (7.70%)(DE 12.16.2015)
 - └─ Encycle Corporation (6.33%)(Ontario)
 - └─ PHX Management Holdings, LLC (70%)(DE 10.15.2015)
 - └─ Phoenix Energy Technologies, Inc. (7.7%)(DE 12.20.2008)
- └─ Duke-Reliant Resources, Inc. (100%)(DE 01.14.1998)
- └─ Kit Carson Windpower II Holdings, LLC (100%)(DE 07.24.2013)
 - └─ Kit Carson Windpower II, LLC (100%)(DE 07.24.2013)
- └─ Nemaha Windpower, LLC (100%)(DE 03.14.2017)
- └─ DER Holstein Holdings, LLC (100%)(DE 04.24.2019)
 - └─ DER Holstein TX Holdings, LLC (100%)(DE 04.24.2019)
 - └─ DER Holstein, LLC (100%)(DE 04.24.2019)
 - └─ Holstein Solar Holdings, LLC (Class B Interests 100%)(DE 04.24.2019)
 - └─ 226HC 8me LLC (100%)(DE 07.25.2016)
- └─ Duke Energy Mesteno, LLC (100%)(DE 03.28.2019)
 - └─ Mesteno Energy Holdings, LLC (Class B Interests 100%)(DE 03.28.2019)
 - └─ Mesteno Windpower, LLC (100%)(DE 06.07.2018)
- └─ Catamount Energy Corporation (100%)(VT 06.23.1992) [DEGS Wind Vermont, Inc. (VT, 06.20.2008)]

Duke Energy Corporation

- └─ Duke Energy Registration Services, Inc. (100%)

Duke Energy Registration Services, Inc. (100%)(DE 11.18.1998)

- └─ PanEnergy Corp. (100%)(DE 01.26.1981)
 - └─ Duke Energy Services, Inc. (100%)(DE 06.08.1959)
 - └─ DETMI Management, Inc. (100%)(CO 06.21.1994)
 - └─ Duke Ventures Real Estate, LLC (100%)(DE 06.09.2009)
 - └─ Century Group Real Estate Holdings, LLC (100%)(SC 02.06.2013)
 - └─ DTMSI Management Ltd. (100%)(British Columbia 12.18.2009)
 - └─ Duke Energy Services Canada ULC (31%)(British Columbia 09.17.2009)
 - └─ Duke Ventures, LLC (100%)(NV 12.19.2000)
 - └─ Dixilyn-Field Drilling Company (100%)(DE 01.31.1977)
 - └─ Dixilyn-Field (Nigeria) Limited (100%)(Nigeria 11.14.1977)
 - └─ Duke Energy Services Canada ULC (69%)(British Columbia 09.17.2009)
 - └─ Eastman Whipstock do Brasil Ltda (100%)(Brazil 05.21.1979)
 - └─ Energy Pipelines International Company (100%)(DE 04.28.1975)
 - └─ Duke Energy China Corp. (100%)(DE 08.13.1976)
- └─ Duke Energy Americas, LLC (100%)(DE 07.02.2004)
 - └─ Duke Energy International, LLC (100%)(DE 09.18.1997)
 - └─ (see Appendix H for subsidiaries)
 - └─ Duke Energy Merchants, LLC (100%)(DE 04.23.1999)
 - └─ Duke Energy North America, LLC (100%)(DE 09.18.1997)
- └─ Duke Energy Carolinas Plant Operations, LLC (100%)(DE 05.29.2001)
 - └─ DE Nuclear Engineering, Inc. (100%)(NC 03.17.1969)
- └─ Duke Energy Royal, LLC (100%)(DE 03.13.2002)
- └─ Duke Project Services, Inc. (100%)(NC 07.01.1966)
 - └─ D/FD Operating Services LLC (50.0001%)(DE 03.07.1996)
 - └─ Duke/Fluor Daniel (50.0001%)(NC 09.01.1997)
 - └─ D/FD Holdings, LLC (100%)(DE 12.15.2005)
 - └─ Duke/Fluor Daniel International (50.0001%)(NV 09.01.1994)
 - └─ Duke/Fluor Daniel Caribbean, S.E. (99%)(Puerto Rico 12.06.1996)
 - └─ Duke/Fluor Daniel International Services (50.0001%)(NV 09.01.1994)
 - └─ Duke/Fluor Daniel Caribbean, S.E. (0.50%)(Puerto Rico 12.06.1996)
 - └─ Duke/Fluor Daniel International Services (Trinidad) Ltd. (100%)(Trinidad and Tobago 12.03.1998)

Duke Energy Corporation

- └─ Progress Energy, Inc. (100%)

Progress Energy, Inc. (100%)(NC 08.19.1999)

- └─ Duke Energy Progress, LLC* (100%)(NC 04.06.1926)
 - └─ APOG, LLC (8.33%)(DE 06.22.2007)
 - └─ Carousel Capital Partners LP (3.07%)(DE 03.27.1996)
 - └─ CaroFund, Inc. (100%)(NC 08.15.1995)
 - └─ (see Appendix F for CaroFund, Inc. and CaroHome, LLC subsidiaries)
 - └─ CaroHome, LLC (99%)(NC 04.21.1995)
 - └─ (see Appendix F for CaroFund, Inc. and CaroHome, LLC subsidiaries)
 - └─ Duke Energy Progress NC Storm Funding LLC (100%)(DE 08.12.2021)
 - └─ Duke Energy Progress Receivables LLC (100%)(DE 10.16.2013)
 - └─ Kinetic Ventures I LLC (11.11%)(DE 04.18.1997)
 - └─ Kinetic Ventures II, LLC (14.28%)(DE 12.15.1999)
 - └─ Maxey Flats Site IRP, LLC (3.02%)(VA 05.05.1995)
 - └─ NCEF Liquidating Trust** (4.99%)
 - └─ Powerhouse Square, LLC (99.9%)(NC 01.13.1998)
 - └─ Progress Energy EnviroTree, Inc. (50%)(NC 12.22.2003)
 - └─ South Atlantic Private Equity Fund IV, LP (14.3294%)(DE 06.26.1997)
- └─ Florida Progress, LLC (100%)(FL 01.21.1982)
 - └─ Duke Energy Florida, LLC (100%)(FL 07.18.1899)
 - └─ APOG, LLC (8.33%)(DE 06.22.2007)
 - └─ Inflexion Fund, LP (16.78%)(DE 05.08.2002)
 - └─ Progress Energy EnviroTree, Inc. (50%)(NC 12.22.2003)
 - └─ Duke Energy Florida Project Finance, LLC (100%)(DE 01.05.2016)
 - └─ Duke Energy Florida Receivables LLC (100%)(DE 01.27.2014)
 - └─ Duke Energy Florida Solar Solutions, LLC (100%)(DE 02.25.2015)
 - └─ DEF Purchasing Company, LLC (100%)(DE 08.21.2023)
 - └─ Sumter I & II Solar, LLC (100%)(FL 09.01.2023)
 - └─ Florida Progress Funding Corporation (100%)(DE 03.18.1999)
 - └─ Progress Capital Holdings, Inc. (100%)(FL 05.17.1988)
 - └─ Progress Telecommunications Corporation (100%)(FL 10.15.1998)
 - └─ PeakNet, LLC (100%)(DE 02.26.2010)
 - └─ PT Holding Company, LLC (100%)(DE 01.17.2006)
 - └─ PeakNet Services, LLC (100%)(DE 02.16.2006)
- └─ Strategic Resource Solutions Corp. (100%)(NC 01.22.1996)

* Duke Energy Progress, LLC (formerly known as Carolina Power & Light Company) is also the beneficial owner of several entities that were generally acquired through bankruptcy proceedings. These entities are not shown separately due to its minor ownership interest (generally <1%).

As of December 31, 2009, it is believed CP&L owns a beneficial interest in the following entities:

Air Nail Unsecured Creditors Liquid Trust, Creditors Reserve Trust, Heiling-Meyers Liquidating Trust, Estate of Jillian Entertainment, HA2003 Liquidating Trust, CFC Trust, Fleming Post Confirmation Trust, Bombay Liquidation Trust, USOP Liquidating LLC, ZB Company Liquidation Trust and ANC Liquidating Trust.

** NCEF Liquidating Trust, a business trust, holds the assets of The North Carolina Enterprise Fund Limited Partnership, now dissolved.

Duke Energy Corporation

- └─ Piedmont Natural Gas Company, Inc. (100%)

Piedmont Natural Gas Company, Inc. (100%)(reincorporated in NC 02.25.1994)

- └─ Piedmont Energy Partners, Inc. (100%)(NC 01.30.1996)
 - └─ Piedmont Energy Company (100%)(NC 01.11.1994)
 - └─ Piedmont Interstate Pipeline Company (100%)(NC 09.08.1992)
 - └─ Pine Needle LNG Company, LLC (45%)
 - └─ Piedmont Intrastate Pipeline Company (100%)(NC 04.04.1994)
 - └─ Cardinal Pipeline Company, LLC (21.49%)
- └─ Piedmont Hardy Storage Company, LLC (99%)(NC 07.22.2004)
 - └─ Hardy Storage Company, LLC (50%)

Duke Energy Corporation

- └─ Cinergy Corp. (100%)
 - └─ Cinergy Global Resources, Inc. (100%)
-

Cinergy Global Resources, Inc. (100%)(DE 05.15.1998)

- └─ Cinergy Global Power, Inc. (100%)(DE 09.04.1997)
 - └─ CGP Global Greece Holdings, SA (99.99%)(Greece 08.10.2001)
 - └─ Cinergy Global (Cayman) Holdings, Inc. (100%)(Cayman Islands 09.04.1997)
 - └─ Cinergy Global Tsavo Power (100%)(Cayman Islands 09.04.1997)
 - └─ IPS-Cinergy Power Limited (48.2%)(Kenya 04.28.1999)
 - └─ Tsavo Power Company Limited (49.9%)(Kenya 01.22.1998)
 - └─ Cinergy Global Holdings, Inc. (100%)(DE 12.18.1998)
 - └─ CGP Global Greece Holdings, SA (.01%)(Greece 08.10.2001)

Duke Energy Corporation

- └─ Progress Energy, Inc. (100%)
 - └─ Duke Energy Progress, LLC (100%)
 - └─ CaroFund, Inc.
 - └─ CaroHome, LLC
-

Duke Energy Progress, LLC (100%)(NC 04.06.1926)

- └─ CaroFund, Inc. (100%)(NC 08.15.1995)
 - └─ CaroHome, LLC (1%)(NC 04.21.1995)
 - └─ Historic Property Management LLC (100%)(NC 12.09.1999)
- └─ CaroHome, LLC (99%)(NC 04.21.1995)
 - └─ Grove Arcade Restoration LLC (99.99%)(NC 11.29.1999)
 - └─ Baker House Apartments LLC (99.99%)(NC 01.26.1998)
 - └─ HGA Development LLC (99.99%)(NC 12.09.1999)
 - └─ Cedar Tree Properties LP (24.9849%)(WA 07.05.1994)
 - └─ First Partners Corporate LP II (15.84%)(MA 11.26.1996)
 - └─ PRAIRIE, LLC (99.99%)(NC 10.29.1998)

Duke Energy Corporation
└─ Cinergy Corp. (100%)
 └─ Duke Energy Transmission Holding Company, LLC
 └─ Duke-American Transmission Company, LLC

Duke-American Transmission Company, LLC (50%)(DE 04.11.2011)
└─ DATC Path 15 Transmission, LLC (100%)(DE 08.09.2006)
 └─ Path 15 Funding, LLC (100%)(DE 12.27.2002)
 └─ Path 15 Funding TV, LLC (100%)(DE 11.16.2004)
 └─ Path 15 Funding KBT, LLC (100%)(DE 09.21.2006)
 └─ DATC Holdings Path 15, LLC (47.326% owned by DATC Path 15 Transmission, LLC; 22.574% owned by Path 15 Funding KBT, LLC and 30.099% owned by Path 15 Funding, LLC)(DE 10.16.2002)
 └─ DATC Path 15, LLC (100%)(DE 10.16.2002)

Duke Energy Corporation

- └─ Duke Energy Registration Services, Inc. (100%)
 - └─ Duke Energy Americas, LLC (100%)
 - └─ Duke Energy International, LLC (100%)
-

Duke Energy International, LLC (100%)(DE 09.18.1997)

- └─ Duke Energy Group Holdings, LLC (100%)(DE 04.29.2005)
 - └─ Duke Energy Group, LLC (100%)(DE 12.22.1987)
 - └─ Duke Energy Arabian Limited (100%)(Gibraltar)
 - └─ CTE Petrochemicals Company (35%)(Cayman)
 - └─ National Methanol Company (50%)(Saudi Arabia)
 - └─ Duke Energy International Uruguay Investments, S.R.L. (100%)(Uruguay)
 - └─ CSCC Holdings Limited Partnership (100%)(British Columbia)

Changes to Corporate Structure – Fourth Quarter 2023

Entities Removed

- On October 4, 2023, Cinergy Corp. (100%)(DE 06.30.1993) sold its interests in Cosmos Holdings, LLC (100%)(DE 11.16.2022) and its subsidiaries, to AL Solar Acquirer, LLC (see Annex A for a list of sold entities).
- On October 4, 2023, Duke Energy One, Inc. (100%)(DE 09.05.2000) sold its interests in Duke Energy Fuel Cell Holdings, LLC (100%)(DE 06.07.2019) to AL Solar Acquirer, LLC (see Annex A for a list of sold entities).
- On October 25, 2023, Cinergy Corp. (100%)(DE 06.30.1993) sold its interests in Hollywood Target LLC (100%)(DE 08.04.2023) and its subsidiaries, to BIF V Hollywood Carry II, L.P., BEF BIF V Hollywood AIV LLC, and BIF Hollywood Carry LLC (see Annex B for a list of sold entities).
- On December 14, 2023, Catamount Sweetwater Holdings LLC (100%)(VT 06.20.2005) terminated Catamount Sweetwater 1 LLC (100%)(VT 12.12.2003).
- On December 14, 2023, Catamount Sweetwater Holdings LLC (100%)(VT 06.20.2005) terminated Catamount Sweetwater 2 LLC (100%)(VT 05.05.2004).
- On December 14, 2023, Catamount Sweetwater Holdings LLC (100%)(VT 06.20.2005) terminated Catamount Sweetwater 3 LLC (100%)(VT 06.03.2004).
- On December 14, 2023, Catamount Energy Corporation (100%)(VT 06.23.1992) [DEGS Wind Vermont, Inc. (VT, 06.20.2008)] terminated Catamount Sweetwater 4-5 LLC (100%)(VT 03.08.2005).
- On December 14, 2023, Catamount Energy Corporation (100%)(VT 06.23.1992) [DEGS Wind Vermont, Inc. (VT, 06.20.2008)] terminated Catamount Sweetwater 6 LLC (100%)(VT 09.07.2005).
- On December 14, 2023, Catamount Energy Corporation (100%)(VT 06.23.1992) [DEGS Wind Vermont, Inc. (VT, 06.20.2008)] terminated Catamount Sweetwater Holdings LLC (100%)(VT 06.20.2005).
- On December 14, 2023, Catamount Sweetwater Corporation (100%)(VT 06.17.2003) terminated Sweetwater Development LLC (100%)(TX 11.05.2002).
- On December 14, 2023, Catamount Sweetwater Corporation (100%)(VT 06.17.2003) terminated Sweetwater Wind Power L.L.C. (100%)(TX 11.05.2002).
On December 19, 2023, Equinox Vermont Corporation (100%)(VT 05.01.1990) dissolved Catamount Rumford Corporation (100%)(VT 04.11.1989).
- On December 19, 2023, Catamount Energy Corporation (100%)(VT 06.23.1992) [DEGS Wind Vermont, Inc. (VT, 06.20.2008)] dissolved Catamount Sweetwater Corporation (100%)(VT 06.17.2003).
- On December 19, 2023, Catamount Energy Corporation (100%)(VT 06.23.1992) [DEGS Wind Vermont, Inc. (VT, 06.20.2008)] dissolved CEC UK1 Holding Corp. (100%)(VT 09.11.2002).
- On December 19, 2023, Catamount Energy Corporation (100%)(VT 06.23.1992) [DEGS Wind Vermont, Inc. (VT, 06.20.2008)] dissolved CEC UK2 Holding Corp. (100%)(VT 09.11.2002).
- On December 19, 2023, Catamount Energy Corporation (100%)(VT 06.23.1992) [DEGS Wind Vermont, Inc. (VT, 06.20.2008)] dissolved Equinox Vermont Corporation (100%)(VT 05.01.1990).

Entities Added

- On November 17, 2023, Duke Energy Florida, LLC (100%)(FL 07.18.1899) acquired Sumter I & II Solar, LLC (100%)(FL 09.01.2023).

Entity Type Changes

- None.

Entities Restructured

- On October 2, 2023, Atticus Energy Holdings, LLC (100%)(DE 04.21.2022) contributed all of its interests in Atticus Energy, LLC (100%)(DE 04.15.2022) and its subsidiaries, to Atticus Borrower LLC (100%)(DE 09.15.2023).
- On October 2, 2023, Symphony Wind Holdings, LLC (100%)(DE 05.22.2019) contributed all of its interests in Blue Rose Wind, LLC (100%)(DE 05.11.2020) and its subsidiaries, to Blue Rose Borrower LLC (100%)(DE 09.15.2023).
- On October 2, 2023, DER CPRE 1, LLC (100%)(DE 10.23.2020) contributed all of its interests in CPRE 1, LLC (100%)(DE 10.23.2020) and its subsidiaries, to CPRE Borrower LLC (100%)(DE 09.15.2023).
- On October 2, 2023, Duke Energy Renewables Solar Holdings, LLC (100%)(DE 09.10.2019) contributed all of its interests in Jackpot Solar Energy, LLC (100%)(DE 06.28.2022) and its subsidiaries, to Jackpot Borrower LLC (100%)(DE 09.15.2023).
- On October 2, 2023, Duke Energy Renewables, LLC (100%)(DE 02.11.1997) contributed all of its interests in Symphony Breeze Holdings, LLC (100%)(NC 10.20.2022) and its subsidiaries, to Symphony Breeze Borrower LLC (100%)(DE 09.15.2023).

- On October 2, 2023, Duke Energy Renewables, LLC (100%)(DE 02.11.1997) contributed all of its interests in Hollywood Merger Sub II, LLC (100%)(NY 08.21.2023) and its subsidiaries, to Symphony Sun Borrower LLC (100%)(DE 09.15.2023).

Name Changes

- None.

Annex A : Entities sold to AL Solar Acquirer, LLC

	Entity Name
1.	2018 ESA Project Company, LLC
2.	Cosmos Holdings, LLC
3.	Dowmont Solar, LLC
4.	Duke Energy Fuel Cell Holdings, LLC
5.	Duke Energy Fuel Cell, LLC
6.	Duke Energy One Services, LLC
7.	Duke Energy Renewables Commercial, LLC
8.	Duke Energy Skyhigh 2, LLC
9.	Duke Energy Skyhigh 3, LLC
10.	Duke Energy Skyhigh, LLC
11.	Heuvelton Solar LLC
12.	Hidden Meadows Solar, LLC
13.	Project Oxygen Holdings I, LLC
14.	Project Oxygen Holdings, LLC
15.	REC EmployerCo, LLC
16.	REC Solar Commercial Corporation
17.	Skyhigh Sun 2, LLC
18.	Skyhigh Sun 3, LLC
19.	Skyhigh Sun, LLC
20.	South Butler Solar LLC
21.	Southbound Solar, LLC
22.	Stenner Creek Solar LLC
23.	TES Anchor Solar 23 LLC
24.	TES Overlook Road LLC
25.	TES Rowtier Solar 23 LLC
26.	Westbound Solar 2, LLC
27.	Westbound Solar 3, LLC

	Entity Name
28.	Westbound Solar, LLC

Annex B : Entities sold to BIF V Hollywood Carry II, L.P.,
BEF BIF V Hollywood AIV LLC, and BIF Hollywood Carry LLC

	Entity Name
1.	Athenian Sky Solar, LLC
2.	Atticus Borrower LLC
3.	Atticus Energy Holdings, LLC
4.	Atticus Energy, LLC
5.	Atticus Holdings, LLC
6.	Bessie Energy Storage, LLC
7.	Bethel Price Solar, LLC
8.	Black Mesa Energy Holdings, LLC
9.	Black Mesa Energy, LLC
10.	Black Mesa Interconnection, LLC
11.	Black Mesa Solar Energy, LLC
12.	Black Mountain Solar, LLC
13.	Blue Rose Borrower LLC
14.	Blue Rose Wind Holdings, LLC
15.	Blue Rose Wind, LLC
16.	Broad River Solar, LLC
17.	Cannon Solar, LLC
18.	Caprock Solar 1 LLC
19.	Caprock Solar 2 LLC
20.	Caprock Solar Holdings 1, LLC
21.	Caprock Solar Holdings 2, LLC
22.	Carolina Solar Power, LLC
23.	Cimarron Windpower II, LLC
24.	Clear Skies Solar Holdings, LLC
25.	Clear Skies Solar, LLC
26.	Colonial Eagle Solar, LLC

	Entity Name
27.	Conetoe II Solar, LLC
28.	CPRE Borrower LLC
29.	CPRE 1 Holdings, LLC
30.	CPRE 1 Lessee, LLC
31.	CPRE 1, LLC
32.	Creswell Alligood Solar, LLC
33.	CS Murphy Point, LLC
34.	DER Atticus, LLC
35.	DER CPRE 1, LLC
36.	DER Rambler Solar, LLC
37.	Dogwood Solar, LLC
38.	DS Cornerstone, LLC
39.	Duke Energy Beckjord Storage LLC
40.	Duke Energy Golden Vista, LLC
41.	Duke Energy Renewable Services, LLC
42.	Duke Energy Renewables Holding Company, LLC
43.	Duke Energy Renewables NC Solar, LLC
44.	Duke Energy Renewables Solar Holdings, LLC
45.	Duke Energy Renewables Solar I, LLC
46.	Duke Energy Renewables Storage, LLC
47.	Duke Energy Renewables Wind I, LLC
48.	Duke Energy Renewables Wind, LLC
49.	Duke Energy Renewables, LLC
50.	Duke Energy Shoreham Holdings, LLC
51.	Duke Energy Shoreham, LLC
52.	Durant Bend Solar, LLC
53.	East Blackland Holdings LLC
54.	East Blackland Solar Project 1 LLC

	Entity Name
55.	Emerald State Solar Holdings, LLC
56.	Emerald State Solar, LLC
57.	Everetts Wildcat Solar, LLC
58.	Franklin Battery Storage, LLC
59.	Franklin Interconnection, LLC
60.	Franklin Solar LLC
61.	Free State Windpower, LLC
62.	Fresh Air Energy X, LLC
63.	Frontier Windpower II, LLC
64.	Frontier Windpower, LLC
65.	Garysburg Solar LLC
66.	Gaston Solar LLC
67.	Gato Montes Solar, LLC
68.	Golden Vista Energy Holdings, LLC
69.	Green Frontier Windpower Holdings, LLC
70.	Green Frontier Windpower, LLC
71.	Happy Jack Windpower, LLC
72.	High Noon Solar Holdings, LLC
73.	High Noon Solar, LLC
74.	Highlander Solar 1, LLC
75.	Highlander Solar 2, LLC
76.	Hollywood Holdco I LLC
77.	Hollywood Holdco II LLC
78.	Hollywood Merger Sub I, LLC
79.	Hollywood Merger Sub II, LLC
80.	Hollywood Target LLC
81.	Hoosier Jack Solar, LLC
82.	HXOap Solar One, LLC

	Entity Name
83.	Ironwood Windpower, LLC
84.	Ironwood-Cimarron Windpower Holdings, LLC
85.	Jackpot Borrower LLC
86.	Jackpot Holdings, LLC
87.	Jackpot Solar Energy, LLC
88.	Jackpot Solar Holdings, LLC
89.	Kit Carson Windpower, LLC
90.	Lapetus Energy Project, LLC
91.	Laurel Hill Wind Energy, LLC
92.	Ledyard Windpower, LLC
93.	Long Farm 46 Solar, LLC
94.	Longboat Solar, LLC
95.	Los Vientos Windpower IA Holdings, LLC
96.	Los Vientos Windpower IA, LLC
97.	Los Vientos Windpower IB Holdings, LLC
98.	Los Vientos Windpower IB, LLC
99.	Los Vientos Windpower III, LLC
100.	Los Vientos Windpower IV, LLC
101.	Los Vientos Windpower V, LLC
102.	Martins Creek Solar NC, LLC
103.	Maryneal Windpower, LLC
104.	Mesquite Creek Wind LLC
105.	Murphy Farm Power, LLC
106.	North Allegheny Wind Energy, LLC
107.	North Allegheny Wind Holdings, LLC
108.	North Allegheny Wind, LLC
109.	North Carolina Renewable Properties, LLC
110.	North Rosamond Solar, LLC

	Entity Name
111.	Notrees Windpower, LP
112.	Palmer Solar LLC
113.	Pike Solar Energy Holdings, LLC
114.	Pike Solar Energy, LLC (fka Wild Pike Solar Energy, LLC)
115.	Pike Solar Holdings, LLC (fka Wild Pike Solar Holdings, LLC)
116.	Pike Solar LLC
117.	Pisgah Ridge Solar 2, LLC
118.	Pisgah Ridge Solar 3, LLC
119.	Pisgah Ridge Solar, LLC
120.	Pleasant Grove Solar, LLC
121.	Pumpjack Solar I, LLC
122.	Rambler Solar Holdings, LLC
123.	RE Ajo 1 LLC
124.	RE AZ Holdings LLC
125.	RE Bagdad Solar 1 LLC
126.	RE Gattaca Holdings LLC
127.	RE Haast Holdings LLC
128.	RE Inverness Holdings LLC
129.	RE Rambler LLC
130.	RE SFCity1 GP, LLC
131.	RE SFCity1 Holdco, LLC
132.	RE SFCity1, LP
133.	Rio Bravo Solar I, LLC
134.	Rio Bravo Solar II, LLC
135.	River Road Solar, LLC
136.	Rosamond Renewables, LLC
137.	Rosamond Solar AQ LLC
138.	Rosamond Solar Holdings, LLC

	Entity Name
139.	Rosamond Solar Portfolio, LLC
140.	RP-Orlando, LLC
141.	Seaboard Solar LLC
142.	Seville Solar Holding Company, LLC
143.	Seville Solar One LLC
144.	Seville Solar Two, LLC
145.	Shirley Wind, LLC
146.	Shoreham Energy Holdings, LLC
147.	Shoreham Solar Commons LLC
148.	Silver Sage Windpower, LLC
149.	Solar Star North Carolina I, LLC
150.	Solar Star North Carolina II, LLC
151.	SoINCPower10, L.L.C.
152.	SoINCPower5, LLC
153.	SoINCPower6, LLC
154.	South Dixon Solar, LLC
155.	Speedway Solar NC, LLC
156.	Stony Knoll Solar, LLC
157.	Summit Wind Energy Mesquite Creek, LLC
158.	Symphony Breeze Borrower LLC
159.	Symphony Breeze Holdings, LLC
160.	Symphony Breeze, LLC
161.	Symphony Sun Borrower LLC
162.	Symphony Sun, LLC
163.	Symphony Wind Holdings, LLC
164.	Tallbear Seville LLC
165.	Tarboro Solar LLC
166.	Taylorsville Solar, LLC

	Entity Name
167.	TE Notrees, LLC
168.	TE Ocotillo, LLC
169.	Texoma Wind Holdings, LLC
170.	Texoma Wind, LLC
171.	Three Buttes Windpower, LLC
172.	Top of the World Wind Energy Holdings LLC
173.	Top of the World Wind Energy LLC
174.	Turtle Creek Solar, LLC
175.	Turtle Creek Solar 2, LLC
176.	TX Solar I LLC
177.	Victory Solar LLC
178.	Washington Airport Solar, LLC
179.	Washington Millfield Solar, LLC
180.	Washington White Post Solar, LLC
181.	West Texas Angelos Holdings LLC
182.	Western Vista Solar Holdings, LLC
183.	Western Vista Solar, LLC
184.	Wild Jack Solar Holdings LLC
185.	Wild Jack Solar LLC
186.	Wildflower Solar Energy Holdings, LLC
187.	Wildflower Solar Energy, LLC
188.	Wildflower Solar Holdings, LLC
189.	Wildflower Solar LLC
190.	Wildwood Solar I, LLC
191.	Wildwood Solar II, LLC
192.	Wind Star Holdings, LLC
193.	Wind Star Renewables, LLC
194.	Windsor Cooper Hill Solar, LLC

	Entity Name
195.	Winton Solar LLC
196.	Woodland Solar LLC

**Analysis of Diversification Activity
New or Amended Contracts with Affiliated Companies**

**Company: Duke Energy Florida, LLC
For the Year Ended December 31, 2023**

Provide a synopsis of each new or amended contract, agreement, or arrangement with affiliated companies for the purchase, lease, or sale of land, goods, or services (excluding tariffed items). The synopsis shall include, at a minimum, the terms, price, quantity, amount, and duration of the contracts.

Name of Affiliated Company (a)	Synopsis of Contract (b)
DEF Operating Company/Nonutility Companies Service Agreement	<p>Synopsis: The Agreement was updated 10/23/23. Section 1.1 Per the Provision of Services - (a) Upon receipt by a party hereto ("Service Provider") of a written request (see Appendix A - Service Request) from another party ("Client Company") including use of any related equipment, facilities, properties or other resources ("Services"), the Service Provider, if in its sole discretion has available personnel or other resources needed to perform the Service Request without impairment of its utility responsibilities or business operations, shall furnish such services to the Client Company for such periods and in such manner the Client Company has requested and otherwise in accordance with the Agreement provisions. (b) For purposes of this Agreement, "Services" may include, but not limited to: engineering and construction; installation services; equipment testing; generation technical support; environmental, health and safety; analytical technical support; and procurement services; and in the case of Services that may be provided by Nonutility Companies, services such as information technology; monitoring, surveying, inspecting, construction, locating and marking of overhead and underground utility facilities; meter reading; materials management; vegetation management; professional services; and marketing and customer relations. Section 3.1(a) In circumstances where Operating Company is a Service Provider, Client Company shall pay the higher of the fully embedded cost thereof (i.e., the sum of (i) direct costs, (ii) indirect costs, and (iii) costs of capital) and the comparable market price (if any); and (b) In circumstances where a Nonutility Company is a Service Provider, Client Company shall pay the lower of the fully embedded cost and comparable market price (if any).</p>

Analysis of Diversification Activity Individual

Affiliated Transactions in Excess of \$500,000

Company: Duke Energy Florida, LLC

For the Year Ended December 31, 2023

Provide information regarding individual affiliated transactions in excess of \$500,000. Recurring monthly affiliated transactions which exceed \$500,000 per month should be reported annually in the aggregate. However, each land or property sales transaction even though similar sales recur, should be reported as a "non-recurring" item for the period in which it occurs.		
Name of Affiliate (a)	Description of Transaction (b)	Dollar Amount (c)
Duke Energy Progress, Inc. (as customer - provided for affiliate)	Recurring monthly shared utility functions and services. See page 457 for description.	\$ 1,177,100
Duke Energy Progress, Inc. (as service provider - Provided by Affiliated)	Recurring monthly shared utility functions and services. See page 457 for description.	9,371,356
Duke Energy Business Services (as service provider - Provided by Affiliated)	Recurring monthly shared functions and services. See page 457 for description.	454,973,411
Duke Energy Carolinas, LLC (as customer - provided for affiliate)	Recurring monthly shared utility functions and services. See page 457 for description.	2,481,123
Duke Energy Carolinas, LLC (as service provider - Provided by Affiliated)	Recurring monthly shared utility functions and services. See page 457 for description.	92,614,542
Duke Energy Indiana (as customer - provided for affiliate)	Recurring monthly shared utility functions and services. See page 457 for description.	1,112,730
Duke Energy Indiana (as service provider - Provided by Affiliated)	Recurring monthly shared utility functions and services. See page 457 for description.	1,212,302
Duke Energy Ohio (as customer - provided for affiliate)	Recurring monthly shared utility functions and services. See page 457 for description.	526,848
Duke Energy Ohio (as service provider - Provided by Affiliated)	Recurring monthly shared utility functions and services. See page 457 for description.	732,078
Cinergy Solutions (as customer - provided for affiliate)	Recurring monthly shared functions and services. See page 457 for description.	2,413,165

Analysis of Diversification Activity

Summary of Affiliated Transfers and Cost Allocations

Company: Duke Energy Florida, LLC

For the Year Ended December 31, 2023

<p>Grouped by affiliate, list each contract, agreement, or other business transaction exceeding a cumulative amount of \$300 in any one year, entered into between the Respondent and an affiliated business or financial organization, firm, or partnership identifying parties, amounts, dates, and product, asset, or service involved.</p> <p>(a) Enter name of affiliate. (b) Give description of type of service, or name the product involved. (c) Enter contract or agreement effective dates. (d) Enter the letter "p" if the service or product is purchased by the Respondent; "s" if the service or product is sold by Respondent. (e) Enter utility account number in which charges are recorded. (f) Enter total amount paid, received, or accrued during the year for each type of service or product listed in column (c). Do not enter zero amounts when services are both received and provided.</p>					
Name of Affiliate (a)	Type of Service and/or Name of Product (b)	Relevant Contract or Agreement and Effective Date (c)	"p" or "s" (d)	Total Charge for Year	
				Account Number (e)	Dollar Amount (f)
Duke Energy Progress, Inc. (as customer - provided for affiliate)	Direct and indirect charges for shared utility functions and services such as customer & market services, generation services, transmission & distribution services, and other goods and services.	Operating Companies Service Agreement 3/29/2022	S	0146000	1,177,100
Duke Energy Progress, Inc. (as service provider - Provided by Affiliated)	Direct and indirect charges for shared utility functions and services such as customer & market services, generation services, transmission & distribution services, and other goods and services.	Operating Companies Service Agreement 3/29/2022	P	0146000	9,371,356
Duke Energy Business Services (as service provider - Provided by Affiliated)	Direct and indirect charges for shared corporate functions including information systems, meters, transportation, electric system maintenance, marketing & customer relations, and grid solutions, electric transmission & distribution engineering & construction, power engineering & construction, human resources, supply chain, facilities, accounting, power planning and operations, public affairs, legal, rates, finance, rights of way, internal auditing, environmental health & safety, fuels, investor relations, planning, and executive.	Service Company Utility Service Agreement 3/29/2022	P	0146000	454,973,411
Duke Energy Carolinas, LLC (as customer - provided for affiliate)	Direct and indirect charges for shared utility functions and services such as customer & market services, generation services, transmission & distribution services, and other goods and services.	Operating Companies Service Agreement 3/29/2022	S	0146000	2,481,123
Duke Energy Carolinas, LLC (as service provider - Provided by Affiliated)	Direct and indirect charges for shared utility functions and services such as customer & market services, generation services, transmission & distribution services, and other goods and services.	Operating Companies Service Agreement 3/29/2022	P	0146000	92,614,542
Duke Energy Indiana (as customer - provided for affiliate)	Direct and indirect charges for shared utility functions and services such as customer & market services, generation services, transmission & distribution services, and other goods and services.	Operating Companies Service Agreement 3/29/2022	S	0146000	1,112,730
Duke Energy Indiana (as service provider - Provided by Affiliated)	Direct and indirect charges for shared utility functions and services such as customer & market services, generation services, transmission & distribution services, and other goods and services.	Operating Companies Service Agreement 3/29/2022	P	0146000	1,212,302
Duke Energy Kentucky (as customer - provided for affiliate)	Direct and indirect charges for shared utility functions and services such as customer & market services, generation services, transmission & distribution services, and other goods and services.	Operating Companies Service Agreement 3/29/2022	S	0146000	258,141

Analysis of Diversification Activity
Summary of Affiliated Transfers and Cost Allocations

Company: Duke Energy Florida LLC.

For the Year Ended December 31, 2023

Grouped by affiliate, list each contract, agreement, or other business transaction exceeding a cumulative amount of \$300 in any one year, entered into between the Respondent and an affiliated business or financial organization, firm, or partnership identifying parties, amounts, dates, and product, asset, or service involved.					
(a) Enter name of affiliate.					
(b) Give description of type of service, or name the product involved.					
(c) Enter contract or agreement effective dates.					
(d) Enter the letter "p" if the service or product is purchased by the Respondent; "s" if the service or product is sold by Respondent.					
(e) Enter utility account number in which charges are recorded.					
(f) Enter total amount paid, received, or accrued during the year for each type of service or product listed in column (c). Do not enter zero amounts when services are both received and provided.					
Name of Affiliate (a)	Type of Service and/or Name of Product (b)	Relevant Contract or Agreement and Effective Date (c)	"p" or "s" (d)	Total Charge for Year	
				Account Number (e)	Dollar Amount (f)
Duke Energy Kentucky (as service provider - Provided by Affiliated)	Direct and indirect charges for shared utility functions and services such as customer & market services, generation services, transmission & distribution services, and gas distribution services.	Operating Companies Service Agreement 3/29/2022	P	0146000	0
Duke Energy Ohio (as customer - provided for affiliate)	Direct and indirect charges for shared utility functions and services such as customer & market services, generation services, transmission & distribution services, and other goods and services.	Operating Companies Service Agreement 3/29/2022	S	0146000	526,848
Duke Energy Ohio (as service provider - Provided by Affiliated)	Direct and indirect charges for shared utility functions and services such as customer & market services, generation services, transmission & distribution services, and other goods and services.	Operating Companies Service Agreement 3/29/2022	P	0146000	732,078
Piedmont Natural Gas (as service provider - Provided by Affiliated)	Direct and indirect charges for shared utility functions and services such as customer & market services, gas distribution services, and transmission & distribution services.	Operating Companies Service Agreement 3/29/2022	P	0146000	310,697
Piedmont Natural Gas (as service provider - Provided for Affiliated)	Direct and indirect charges for shared utility functions and services such as customer & market services, gas distribution services, and transmission & distribution services.	Operating Companies Service Agreement 3/29/2022	S	0146000	344,259
Cinergy Solutions (as customer - provided for affiliate)	Labor and associated expenses.	Non-Utility Companies Service Agreement 3/29/2022	S	0146000	2,413,165

Analysis of Diversification Activity
Assets or Rights Purchased From or Sold To Affiliates

Company: Duke Energy Florida, LLC
For the Year Ended December 31, 2023

Provide a summary of affiliated transactions involving asset transfers or the right to use assets

Name of Affiliate	Qty	Description of Asset or Right	Cost / Orig. Cost	Accumulated Depreciation	Net Book Value	Fair Market Value *	Purchase Price	Title Passed Yes / No
Purchases from Affiliates:			\$	\$	\$	\$	\$	
Inventory items not in plant-in-service. Therefore there is no depreciation.								
Duke Energy Business Services	16	ADAPTER,ANGLE	693		693	693	693	Yes
Duke Energy Business Services	4	ADAPTER,COMMUNICATIONS,ANALOG TELEPHONE	419		419	419	419	Yes
Duke Energy Business Services	1	ADAPTER,COMMUNICATIONS,COAXIAL RIGHT ANG	8		8	8	8	Yes
Duke Energy Business Services	10	ADAPTER,COMMUNICATIONS,MODULAR	55		55	55	55	Yes
Duke Energy Business Services	16	ADAPTER,COMMUNICATIONS,RJ45	79		79	79	79	Yes
Duke Energy Business Services	2	ADAPTER,COMMUNICATIONS,SC	4		4	4	4	Yes
Duke Energy Business Services	1	ADAPTER,COMMUNICATIONS,SC-ST	24		24	24	24	Yes
Duke Energy Business Services	5	ADAPTER,COMMUNICATIONS,SMA FEMALE TO SMA	44		44	44	44	Yes
Duke Energy Business Services	12	ADAPTER,COMMUNICATIONS,SMA PLUG TO MINI-	64		64	64	64	Yes
Duke Energy Business Services	67	ADAPTER,COMMUNICATIONS,UTP JACK MODULE	561		561	561	561	Yes
Duke Energy Business Services	116	ADAPTER,TNC-FEMALE TO SMA-MALE	1,033		1,033	1,033	1,033	Yes
Duke Energy Business Services	6	AIR CONDITIONER,F/ SMART GRID CABINET	15,301		15,301	15,301	15,301	Yes
Duke Energy Business Services	9	AMPLIFIER,SIGNAL	25,326		25,326	25,326	25,326	Yes
Duke Energy Business Services	3	AMPLIFIER,TOWER TOP	10,262		10,262	10,262	10,262	Yes
Duke Energy Business Services	1	ANTENNA, DOME, 1710-6000MHZ, SMA CONNECTOR	140		140	140	140	Yes
Duke Energy Business Services	28	ANTENNA, MOBILE RADIO, 806-866MHZ	1,360		1,360	1,360	1,360	Yes
Duke Energy Business Services	53	ANTENNA, MULTI-BAND GPS & LTE	15,900		15,900	15,900	15,900	Yes
Duke Energy Business Services	7	ANTENNA, WHIP, 2.4GHZ	128		128	128	128	Yes
Duke Energy Business Services	13	ANTENNA, WHIP, 762-870MHZ	622		622	622	622	Yes
Duke Energy Business Services	4	ANTENNA, WIDEBAND LOG-PERIODIC DIPOLE ARRAY	300		300	300	300	Yes
Duke Energy Business Services	5	ANTENNA,150.5-158.5MHZ	1,628		1,628	1,628	1,628	Yes
Duke Energy Business Services	5	ANTENNA,GPS	1,491		1,491	1,491	1,491	Yes
Duke Energy Business Services	53	ANTENNA,MOBILE RADIO	6,825		6,825	6,825	6,825	Yes
Duke Energy Business Services	57	ANTENNA,OMNI DIRECTIONAL	14,115		14,115	14,115	14,115	Yes
Duke Energy Business Services	15	ANTENNA,PARABOLIC DISH	37,425		37,425	37,425	37,425	Yes
Duke Energy Business Services	1	ANTENNA,YAGI	91		91	91	91	Yes
Duke Energy Business Services	6	ARRESTER,ELECTRICAL,SURGE	398		398	398	398	Yes
Duke Energy Business Services	10	ARRESTER,SURGE	1,011		1,011	1,011	1,011	Yes
Duke Energy Business Services	49	ASSEMBLY,BOOT CUSHION	1,569		1,569	1,569	1,569	Yes
Duke Energy Business Services	600	ASSEMBLY,CONNECTOR PLUG-INS W/ ADAPTERS	91,233		91,233	91,233	91,233	Yes
Duke Energy Business Services	106	ASSEMBLY,FIBER TERMINATION / SLICE PANEL	28,153		28,153	28,153	28,153	Yes
Duke Energy Business Services	1	ASSEMBLY,PRINTED CIRCUIT BOARD	1,162		1,162	1,162	1,162	Yes
Duke Energy Business Services	1	ASSEMBLY,ROUTER, CISCO CGR2010 ITEM 1463	3,419		3,419	3,419	3,419	Yes
Duke Energy Business Services	16	ASSEMBLY,SWITCH CISCO IE4010 ITEM 158903	76,393		76,393	76,393	76,393	Yes
Duke Energy Business Services	75	ATTENUATOR,FIBER OPTIC FIXED	766		766	766	766	Yes
Duke Energy Business Services	1	BAG,TOOL,CANVAS	36		36	36	36	Yes
Duke Energy Business Services	59	BAND,STRAPPING,3/4" WD	4,213		4,213	4,213	4,213	Yes
Duke Energy Business Services	94	BAR,GROUND	12,381		12,381	12,381	12,381	Yes
Duke Energy Business Services	20	BATTERY, VALVE REGULATED LEAD ACID, 12VDC, 30A	3,532		3,532	3,532	3,532	Yes
Duke Energy Business Services	68	BATTERY,SEALED LEAD ACID	2,310		2,310	2,310	2,310	Yes
Duke Energy Business Services	5	BATTERY,STORAGE,LEAD/ACID	127		127	127	127	Yes
Duke Energy Business Services	350	BATTERY,VALVE REGULATED LEAD ACID	102,769		102,769	102,769	102,769	Yes
Duke Energy Business Services	2	BLADE,IMPACT TOOL	57		57	57	57	Yes
Duke Energy Business Services	3	BLOCK,FUSE,32VDC	96		96	96	96	Yes
Duke Energy Business Services	2	BLOCK,FUSE,600V	28		28	28	28	Yes
Duke Energy Business Services	38	BLOCK,PUNCHDOWN	480		480	480	480	Yes
Duke Energy Business Services	10	BOARD,PRINTED CIRCUIT, MINI, INDUSTRIAL	20		20	20	20	Yes
Duke Energy Business Services	13	BOARD,PRINTED CIRCUIT,2-WIRE PLAIN OLD T	6,490		6,490	6,490	6,490	Yes
Duke Energy Business Services	2	BOARD,PRINTED CIRCUIT,4-WIRE CO DATA W/	1,450		1,450	1,450	1,450	Yes
Duke Energy Business Services	2	BOARD,PRINTED CIRCUIT,4-WIRE SUB DATA W/	2,045		2,045	2,045	2,045	Yes
Duke Energy Business Services	3	BOARD,PRINTED CIRCUIT,CHANNEL	2,170		2,170	2,170	2,170	Yes
Duke Energy Business Services	1	BOARD,PRINTED CIRCUIT,CONTROLLER	1,536		1,536	1,536	1,536	Yes
Duke Energy Business Services	12	BOARD,PRINTED CIRCUIT,DATA, NX64F UNIT	11,977		11,977	11,977	11,977	Yes
Duke Energy Business Services	4	BOARD,PRINTED CIRCUIT,ETHERNET	1,504		1,504	1,504	1,504	Yes
Duke Energy Business Services	1	BOARD,PRINTED CIRCUIT,FIBER OPTIC 1310NM	6,471		6,471	6,471	6,471	Yes
Duke Energy Business Services	20	BOARD,PRINTED CIRCUIT,INTERFACE	57,970		57,970	57,970	57,970	Yes
Duke Energy Business Services	1	BOARD,PRINTED CIRCUIT,LNW2 EMHANCED SYST	1,548		1,548	1,548	1,548	Yes
Duke Energy Business Services	2	BOARD,PRINTED CIRCUIT,LNW59-OC192 OLIU V	29,926		29,926	29,926	29,926	Yes
Duke Energy Business Services	5	BOARD,PRINTED CIRCUIT,NETWORK INTERFACE	1,439		1,439	1,439	1,439	Yes
Duke Energy Business Services	30	BOARD,PRINTED CIRCUIT,PADDLE DATA NX64F	7,218		7,218	7,218	7,218	Yes
Duke Energy Business Services	3	BOARD,PRINTED CIRCUIT,PADDLE, JUNGLEMUX	776		776	776	776	Yes
Duke Energy Business Services	2	BOOT,ASSY 4" W/O CUSHION	25		25	25	25	Yes
Duke Energy Business Services	3	BOX,MOUNTING	7		7	7	7	Yes
Duke Energy Business Services	3	BRACKET, MOUNTING, METAL, P25 MOBILE RADIO	491		491	491	491	Yes
Duke Energy Business Services	4	BRACKET, MOUNTING, METAL, P25 MOBILE RADIO, CO	291		291	291	291	Yes
Duke Energy Business Services	70	BRACKET,MOUNTING	2,898		2,898	2,898	2,898	Yes
Duke Energy Business Services	103	BRACKET,STAND OFF CABLE TIE	850		850	850	850	Yes
Duke Energy Business Services	116	BRACKET,STANDOFF	4,688		4,688	4,688	4,688	Yes
Duke Energy Business Services	196	BREAKER,CIRCUIT,30A	11,384		11,384	11,384	11,384	Yes
Duke Energy Business Services	1	BREAKER,CIRCUIT,40A	59		59	59	59	Yes

Analysis of Diversification Activity
Assets or Rights Purchased From or Sold To Affiliates

Name of Affiliate	Qty	Description of Asset or Right	Cost / Orig. Cost	Accumulated Depreciation	Net Book Value	Fair Market Value *	Purchase Price	Title Passed Yes / No
Duke Energy Business Services	10	BREAKER,CIRCUIT,50A	606		606	606	606	Yes
Duke Energy Business Services	64	BREAKER,CIRCUIT,BULLE NOSE	2,551		2,551	2,551	2,551	Yes
Duke Energy Business Services	81	BREAKER,CIRCUIT,DC SUPPLY	2,459		2,459	2,459	2,459	Yes
Duke Energy Business Services	44	BREAKER,CIRCUIT,MOLDED CASE, PLUG-IN	4,656		4,656	4,656	4,656	Yes
Duke Energy Business Services	818	BUCKLE,BANDING	358		358	358	358	Yes
Duke Energy Business Services	2	CABINET,HEATED/AIR CONDITIONED	16,776		16,776	16,776	16,776	Yes
Duke Energy Business Services	3	CABLE, CAT5E ETHERNET, 18", SHORT SHIELDED	51		51	51	51	Yes
Duke Energy Business Services	5	CABLE, DC POWER, F/ HARRIS P25 XL-200M CONTROL	462		462	462	462	Yes
Duke Energy Business Services	9	CABLE, DC POWER, F/ HARRIS P25 XL-200M RADIO DE	929		929	929	929	Yes
Duke Energy Business Services	46	CABLE, EXTERNAL SPEAKER, 23' LG, DRAGON TAIL	2,234		2,234	2,234	2,234	Yes
Duke Energy Business Services	39	CABLE, MULTI-CONDUCTOR, QUAD BREAKOUT	3,539		3,539	3,539	3,539	Yes
Duke Energy Business Services	2	CABLE,7" LG	36		36	36	36	Yes
Duke Energy Business Services	63	CABLE,CAT5E ETHERNET	2,074		2,074	2,074	2,074	Yes
Duke Energy Business Services	3	CABLE,COAXIAL	64		64	64	64	Yes
Duke Energy Business Services	1104	CABLE,COAXIAL,1/2" HI-FLEX FOAM	1,794		1,794	1,794	1,794	Yes
Duke Energy Business Services	900	CABLE,COAXIAL,7/8" LOW LOSS FOAM	2,696		2,696	2,696	2,696	Yes
Duke Energy Business Services	5	CABLE,COMMUNICATION	321		321	321	321	Yes
Duke Energy Business Services	41	CABLE,DATA	24,408		24,408	24,408	24,408	Yes
Duke Energy Business Services	6	CABLE,FIBER OPTIC,SGL MODE	1,929		1,929	1,929	1,929	Yes
Duke Energy Business Services	4	CABLE,INTERCONNECT	195		195	195	195	Yes
Duke Energy Business Services	4	CABLE,POWER	130		130	130	130	Yes
Duke Energy Business Services	504	CABLE,SIGNAL	811		811	811	811	Yes
Duke Energy Business Services	52	CARD,SUBSCRIBER IDENTITY MODULE	364		364	364	364	Yes
Duke Energy Business Services	10	CHARGER,BATTERY, RADIO, 1.5A, VEHICLE CHARGER	1,936		1,936	1,936	1,936	Yes
Duke Energy Business Services	5	CHARGER,BATTERY, RADIO, DESKTOP, 2-BAY	1,311		1,311	1,311	1,311	Yes
Duke Energy Business Services	8	CHASSIS, FIBER MODULAR, ONE UNIT	2,480		2,480	2,480	2,480	Yes
Duke Energy Business Services	4	CHASSIS,11-SLOT SHELF, RACK MOUNT, W/ AC	5,165		5,165	5,165	5,165	Yes
Duke Energy Business Services	1	CHASSIS,12-CARD SHELF 19" RACK MOUNTING	755		755	755	755	Yes
Duke Energy Business Services	20	CHASSIS,23" WD	64,888		64,888	64,888	64,888	Yes
Duke Energy Business Services	2	CHASSIS,5-SLOT SHELF W/ 48VDC POWER SUPP	1,940		1,940	1,940	1,940	Yes
Duke Energy Business Services	151	CHASSIS,BLANK RECTIFIER SLOT	2,177		2,177	2,177	2,177	Yes
Duke Energy Business Services	2	CHASSIS,CO/SUB 8-SLOT W/ AC POWER IINPUT	800		800	800	800	Yes
Duke Energy Business Services	1	CHASSIS,JMUX SHELF MOUNTING	8,500		8,500	8,500	8,500	Yes
Duke Energy Business Services	21	CHASSIS,POWER SUPPLY	11,612		11,612	11,612	11,612	Yes
Duke Energy Business Services	31	CHASSIS,SHELF	27,912		27,912	27,912	27,912	Yes
Duke Energy Business Services	12	CLIP,BRIDGING	222		222	222	222	Yes
Duke Energy Business Services	175	CLOSURE, FIBER OPTIC SPLICE, 6" DIA X 1-3/8" THK, AL	46,574		46,574	46,574	46,574	Yes
Duke Energy Business Services	12000	CONDUIT,COILABLE	38,034		38,034	38,034	38,034	Yes
Duke Energy Business Services	2	CONNECTOR,COMMUNICATIONS, DIN MALE, RIGHT AN	56		56	56	56	Yes
Duke Energy Business Services	1	CONNECTOR,COMMUNICATIONS,DIN FEMALE	92		92	92	92	Yes
Duke Energy Business Services	17	CONNECTOR,COMMUNICATIONS,DIN MALE	357		357	357	357	Yes
Duke Energy Business Services	12	CONNECTOR,COMMUNICATIONS,MALE	28		28	28	28	Yes
Duke Energy Business Services	12	CONNECTOR,COMMUNICATIONS,MINI UHF	20		20	20	20	Yes
Duke Energy Business Services	6	CONNECTOR,COMMUNICATIONS,MODULAR JACK	13		13	13	13	Yes
Duke Energy Business Services	186	CONNECTOR,COMMUNICATIONS,MODULAR PLUG	65		65	65	65	Yes
Duke Energy Business Services	1	CONNECTOR,COMMUNICATIONS,PLUG (RJ11)	30		30	30	30	Yes
Duke Energy Business Services	27	CONNECTOR,COMMUNICATIONS,RJ45 CRIMP	1,613		1,613	1,613	1,613	Yes
Duke Energy Business Services	4	CONNECTOR,ELECTRICAL, TEE,2/0-2 AWG RUN	17		17	17	17	Yes
Duke Energy Business Services	65	CONNECTOR,ELECTRICAL, TERMINAL,FORK TONG	610		610	610	610	Yes
Duke Energy Business Services	1552	CONNECTOR,ELECTRICAL, TERMINAL,LUG	11,929		11,929	11,929	11,929	Yes
Duke Energy Business Services	199	CONNECTOR,ELECTRICAL, TERMINAL,RING TONG	273		273	273	273	Yes
Duke Energy Business Services	409	CONNECTOR,ELECTRICAL, TERMINAL,STRAIGHT	1,802		1,802	1,802	1,802	Yes
Duke Energy Business Services	30	CONNECTOR,FIBER OPTIC,UNICAM LC	471		471	471	471	Yes
Duke Energy Business Services	12	CONNECTOR,FIBER OPTIC,UNICAM SC	183		183	183	183	Yes
Duke Energy Business Services	101	CONNECTOR,FIBER OPTIC,UNICAM ST	1,206		1,206	1,206	1,206	Yes
Duke Energy Business Services	1	CONNECTOR,N FEMALE INTERFACE	89		89	89	89	Yes
Duke Energy Business Services	9	CONNECTOR,N FEMALE MONOBLOCK, F/ 7/8" A	176		176	176	176	Yes
Duke Energy Business Services	83	CONNECTOR,O-RING	2,251		2,251	2,251	2,251	Yes
Duke Energy Business Services	1	CONSOLE, DISPATCH, SYMPHONY P25	48,814		48,814	48,814	48,814	Yes
Duke Energy Business Services	25	CONTACT,PIN	19		19	19	19	Yes
Duke Energy Business Services	56	CONTROLLER,DC	23,753		23,753	23,753	23,753	Yes
Duke Energy Business Services	1	CONVERTER,DC-DC	427		427	427	427	Yes
Duke Energy Business Services	18	CONVERTER,POWER	5,974		5,974	5,974	5,974	Yes
Duke Energy Business Services	4	CONVERTER,SIGNAL,FAST ETHERNET MEDIA	1,482		1,482	1,482	1,482	Yes
Duke Energy Business Services	4	CONVERTER,SIGNAL,FAST ETHERNET MEDIA, ST	1,510		1,510	1,510	1,510	Yes
Duke Energy Business Services	4	CONVERTER,SIGNAL,INTERFACE	1,617		1,617	1,617	1,617	Yes
Duke Energy Business Services	27	CORD, AC, 1.2M LG, W/ C13 CONNECTOR, 15A	713		713	713	713	Yes
Duke Energy Business Services	97	CORD,AC	13,200		13,200	13,200	13,200	Yes
Duke Energy Business Services	42	CORD,AC POWER	3,997		3,997	3,997	3,997	Yes
Duke Energy Business Services	33	CORD,COMMUNICATION,TELEPHONE	1,867		1,867	1,867	1,867	Yes
Duke Energy Business Services	56	CORD,LINE	2,639		2,639	2,639	2,639	Yes
Duke Energy Business Services	4	CORD,PATCH, CATEGORY 6, RJ45 CONNECTION, 1' LG	15		15	15	15	Yes
Duke Energy Business Services	12	CORD,PATCH, CATEGORY 6, RJ45 CONNECTION, 4' LG	55		55	55	55	Yes
Duke Energy Business Services	5	CORD,PATCH,50' LG	448		448	448	448	Yes
Duke Energy Business Services	78	CORD,PATCH,CATEGORY 5E	811		811	811	811	Yes
Duke Energy Business Services	8	CORD,PATCH,CATEGORY 6	88		88	88	88	Yes
Duke Energy Business Services	90	CORD,PATCH,MODULAR	992		992	992	992	Yes
Duke Energy Business Services	18	CORD,SHELF	678		678	678	678	Yes
Duke Energy Business Services	8	COVER,PROTECTIVE	104		104	104	104	Yes
Duke Energy Business Services	14	CRIMPER,COAXIAL CABLE CONNECTOR	1,053		1,053	1,053	1,053	Yes
Duke Energy Business Services	99	CUSHION,BARREL	3,629		3,629	3,629	3,629	Yes

Analysis of Diversification Activity
Assets or Rights Purchased From or Sold To Affiliates

Name of Affiliate	Qty	Description of Asset or Right	Cost / Orig. Cost	Accumulated Depreciation	Net Book Value	Fair Market Value *	Purchase Price	Title Passed Yes / No
Duke Energy Business Services	1	DEHYDRATOR,AUTOMATIC	2,609		2,609	2,609	2,609	Yes
Duke Energy Business Services	4	DEVICE,MULTICOUPLER	13,250		13,250	13,250	13,250	Yes
Duke Energy Business Services	1	DEVICE,WIRLESS NETWORK MDS RADIO SERIES	1,085		1,085	1,085	1,085	Yes
Duke Energy Business Services	1024	DUCT,INNER	636		636	636	636	Yes
Duke Energy Business Services	10	ENCLOSURE,CLOSET CONNECTOR HOUSING	2,042		2,042	2,042	2,042	Yes
Duke Energy Business Services	4	ENCLOSURE,DUAL CARD INDOOR HOUSING	1,240		1,240	1,240	1,240	Yes
Duke Energy Business Services	2	ENCLOSURE,NETWORK INTERFACE	331		331	331	331	Yes
Duke Energy Business Services	1	ENCLOSURE,SGL CARD HOUSING W/ AC-DC 48	390		390	390	390	Yes
Duke Energy Business Services	2	FILLER,BLANK PANEL	61		61	61	61	Yes
Duke Energy Business Services	18	FILLER,BLANKING PANEL	1,021		1,021	1,021	1,021	Yes
Duke Energy Business Services	6	FUSE,CURRENT LIMITING	108		108	108	108	Yes
Duke Energy Business Services	349	FUSE,FAST ACTING	9,192		9,192	9,192	9,192	Yes
Duke Energy Business Services	22	FUSE,FAST ACTING INDICATING	262		262	262	262	Yes
Duke Energy Business Services	984	FUSE,FAST ACTING INDICATING	2,870		2,870	2,870	2,870	Yes
Duke Energy Business Services	6	FUSE,TIME DELAY	37		37	37	37	Yes
Duke Energy Business Services	33	GRIP,CABLE,HOISTING	537		537	537	537	Yes
Duke Energy Business Services	4	GRIP,HOISTING	68		68	68	68	Yes
Duke Energy Business Services	1	GUN,CABLE TIE	70		70	70	70	Yes
Duke Energy Business Services	113	HANGER,CABLE	2,662		2,662	2,662	2,662	Yes
Duke Energy Business Services	8	INTERFACE,CAMBIUM PTP650 OPTICAL SGL MOD	2,059		2,059	2,059	2,059	Yes
Duke Energy Business Services	12	INVERTER,1100W	13,463		13,463	13,463	13,463	Yes
Duke Energy Business Services	2	INVERTER,POWER	618		618	618	618	Yes
Duke Energy Business Services	5	INVERTER,SINE WAVE	5,561		5,561	5,561	5,561	Yes
Duke Energy Business Services	26	JUMPER, SGL MODE FIBER OPTIC, 1M LG	347		347	347	347	Yes
Duke Energy Business Services	10	JUMPER, SGL MODE FIBER OPTIC, 2M LG	137		137	137	137	Yes
Duke Energy Business Services	2	JUMPER, SGL MODE FIBER OPTIC, 3M LG	28		28	28	28	Yes
Duke Energy Business Services	22	JUMPER, SGL MODE FIBER OPTIC, 62.5/125 MICROMTR	242		242	242	242	Yes
Duke Energy Business Services	14	JUMPER, SGL MODE FIBER OPTIC, 62.5/125 MICROMTR	115		115	115	115	Yes
Duke Energy Business Services	42	JUMPER,COAX	3,457		3,457	3,457	3,457	Yes
Duke Energy Business Services	12	JUMPER,COAXIAL	720		720	720	720	Yes
Duke Energy Business Services	9	JUMPER,MULTIMODE DUPLEX FIBER OPTIC CABL	144		144	144	144	Yes
Duke Energy Business Services	422	JUMPER,MULTIMODE FIBER OPTIC	4,228		4,228	4,228	4,228	Yes
Duke Energy Business Services	750	JUMPER,SGL MODE FIBER OPTIC	5,339		5,339	5,339	5,339	Yes
Duke Energy Business Services	4	KIT, CONTROLLER, (1) BASE COORDINATOR UNIT (BCU	4,716		4,716	4,716	4,716	Yes
Duke Energy Business Services	99	KIT, DOME CLOSURE, 6.5" X 22", (2) GROMMETS P/N 80	32,460		32,460	32,460	32,460	Yes
Duke Energy Business Services	40	KIT, SENSOR, (8) SS TAB WASHER, (4) SHORT CABLES,	19,160		19,160	19,160	19,160	Yes
Duke Energy Business Services	1	KIT,2" BELT	42		42	42	42	Yes
Duke Energy Business Services	5	KIT,AERIAL CLOSURE BRACKET	806		806	806	806	Yes
Duke Energy Business Services	74	KIT,ANTENNA	22,802		22,802	22,802	22,802	Yes
Duke Energy Business Services	1	KIT,BOOSTER	378		378	378	378	Yes
Duke Energy Business Services	23	KIT,BRACKET	1,749		1,749	1,749	1,749	Yes
Duke Energy Business Services	182	KIT,CABLE	23,516		23,516	23,516	23,516	Yes
Duke Energy Business Services	123	KIT,CABLE CLAMP	4,196		4,196	4,196	4,196	Yes
Duke Energy Business Services	33	KIT,CABLE WEATHER-PROOFING	469		469	469	469	Yes
Duke Energy Business Services	1	KIT,CRIMPIING TOOL	125		125	125	125	Yes
Duke Energy Business Services	11	KIT,EXTENDER BRACKET MOUNTING	616		616	616	616	Yes
Duke Energy Business Services	20	KIT,GROUND	337		337	337	337	Yes
Duke Energy Business Services	53	KIT,GROUNDING	16,900		16,900	16,900	16,900	Yes
Duke Energy Business Services	1	KIT,HEAT SHRINK TUBING	151		151	151	151	Yes
Duke Energy Business Services	5	KIT,INSTALLATION	608		608	608	608	Yes
Duke Energy Business Services	38	KIT,ISOLATION	4,101		4,101	4,101	4,101	Yes
Duke Energy Business Services	5	KIT,MOUNTING	345		345	345	345	Yes
Duke Energy Business Services	1	KIT,RAIL DP ADAPTER	16		16	16	16	Yes
Duke Energy Business Services	91	KIT,SHIELD GROUNDING	1,710		1,710	1,710	1,710	Yes
Duke Energy Business Services	74	KIT,SURGE PROTECTOR	34,455		34,455	34,455	34,455	Yes
Duke Energy Business Services	1	KIT,WALL MOUNT	31		31	31	31	Yes
Duke Energy Business Services	2	LOCK,PAD,RESETABLE COMBINATION	36		36	36	36	Yes
Duke Energy Business Services	1	METER,LEVEL	325		325	325	325	Yes
Duke Energy Business Services	1	MICROPHONE, HANDHELD, F/ XL-200M RADIO	112		112	112	112	Yes
Duke Energy Business Services	23	MICROPHONE, LAPEL SPEAKER RADIO, W/ GATEWAY	17,256		17,256	17,256	17,256	Yes
Duke Energy Business Services	2	MICROPHONE, LAPEL SPEAKER RADIO, W/O GATEWAY	712		712	712	712	Yes
Duke Energy Business Services	5	MODEM,DC POWER	4,214		4,214	4,214	4,214	Yes
Duke Energy Business Services	8	MODULE	318		318	318	318	Yes
Duke Energy Business Services	21	MODULE, 48VDC DUAL POWER	94,344		94,344	94,344	94,344	Yes
Duke Energy Business Services	2	MODULE, BATTERY, F/ L3HARRIS RADIO, HAZLOC ULC	321		321	321	321	Yes
Duke Energy Business Services	3	MODULE, PLUG IN, ENHANCED PROTECTED LINE, SEL	6,060		6,060	6,060	6,060	Yes
Duke Energy Business Services	16	MODULE, TAP, ONE PORT, LC CONNECTOR, MULTI-MO	5,824		5,824	5,824	5,824	Yes
Duke Energy Business Services	1	MODULE,100 MBPS, SGL MODE, RUGGED SFP	205		205	205	205	Yes
Duke Energy Business Services	1	MODULE,100BASE-FX SFP FOR FE PORT RUGGED	127		127	127	127	Yes
Duke Energy Business Services	1	MODULE,5320L-SYSTEM PROCESSOR	6,347		6,347	6,347	6,347	Yes
Duke Energy Business Services	3	MODULE,CONNECTED GRID	3,015		3,015	3,015	3,015	Yes
Duke Energy Business Services	1	MODULE,CONTROLLER	1,003		1,003	1,003	1,003	Yes
Duke Energy Business Services	5	MODULE,DATA	3,530		3,530	3,530	3,530	Yes
Duke Energy Business Services	15	MODULE,ETHERNET	18,465		18,465	18,465	18,465	Yes
Duke Energy Business Services	4	MODULE,ETHERNET 1000 PADDLEBOARD QUAD SF	1,934		1,934	1,934	1,934	Yes
Duke Energy Business Services	34	MODULE,ETHERNET INTERFACE	32,640		32,640	32,640	32,640	Yes
Duke Energy Business Services	5	MODULE,ETHERNET SWITCH	7,310		7,310	7,310	7,310	Yes
Duke Energy Business Services	2	MODULE,F/ MODEL 6500 PACKET OPTICAL PLAT	43,031		43,031	43,031	43,031	Yes
Duke Energy Business Services	1	MODULE,F/ MODEL 6500 ROADM W/ LINE AMPLI	18,385		18,385	18,385	18,385	Yes
Duke Energy Business Services	3	MODULE,F/ MODEL 6500, SUPPORTED GIGABIT	561		561	561	561	Yes
Duke Energy Business Services	7	MODULE,FIBER OPTIC	3,478		3,478	3,478	3,478	Yes

Analysis of Diversification Activity
Assets or Rights Purchased From or Sold To Affiliates

Name of Affiliate	Qty	Description of Asset or Right	Cost / Orig. Cost	Accumulated Depreciation	Net Book Value	Fair Market Value *	Purchase Price	Title Passed Yes / No
Duke Energy Business Services	2	MODULE,OC-12, 1310NM, LASER (LR-1) (30DB	15,067		15,067	15,067	15,067	Yes
Duke Energy Business Services	2	MODULE,OC12, 1550NM, LASER (IR30DB)	18,433		18,433	18,433	18,433	Yes
Duke Energy Business Services	4	MODULE,PANEL	7,075		7,075	7,075	7,075	Yes
Duke Energy Business Services	7	MODULE,PLUG IN	18,359		18,359	18,359	18,359	Yes
Duke Energy Business Services	93	MODULE,PLUG-IN	79,309		79,309	79,309	79,309	Yes
Duke Energy Business Services	2	MODULE,PLUG-IN 2-PORT 4-WIRE VF	667		667	667	667	Yes
Duke Energy Business Services	2	MODULE,PLUG-IN, ASYNC DATA SUB	552		552	552	552	Yes
Duke Energy Business Services	1	MODULE,POWER MAINTENACE, 2-UNIT WRAP-ARO	358		358	358	358	Yes
Duke Energy Business Services	2	MODULE,POWER SUPPLY,120VAC INPUT	2,200		2,200	2,200	2,200	Yes
Duke Energy Business Services	6	MODULE,POWER SUPPLY,208VAC INPUT	18,069		18,069	18,069	18,069	Yes
Duke Energy Business Services	2	MODULE,POWER SUPPLY,HV AC/DC 110-240V 80	796		796	796	796	Yes
Duke Energy Business Services	5	MODULE,POWER SUPPLY,HV DC 24/48VDC 80W P	2,197		2,197	2,197	2,197	Yes
Duke Energy Business Services	42	MODULE,RADIO FREQUENCY	97,952		97,952	97,952	97,952	Yes
Duke Energy Business Services	81	MODULE,RECTIFIER	33,494		33,494	33,494	33,494	Yes
Duke Energy Business Services	4	MODULE,RUGGEDIZED, NEXT GENERATION FIREW	7,800		7,800	7,800	7,800	Yes
Duke Energy Business Services	13	MODULE,SYNCHRONIZER	5,646		5,646	5,646	5,646	Yes
Duke Energy Business Services	165	MODULE,TRANSCEIVER	51,657		51,657	51,657	51,657	Yes
Duke Energy Business Services	15	MODULE,WIRELESS ACCESS POINT	39,546		39,546	39,546	39,546	Yes
Duke Energy Business Services	1	MONITOR,POWER	2,327		2,327	2,327	2,327	Yes
Duke Energy Business Services	10	MOUNT, WALL, 2.38" WD X 1.65" LG X 3/4" HT	765		765	765	765	Yes
Duke Energy Business Services	24	MOUNT,ANTENNA	21,688		21,688	21,688	21,688	Yes
Duke Energy Business Services	4	MOUNT,CABLE TIE	356		356	356	356	Yes
Duke Energy Business Services	9	MOUNT,LAPTOP, VEHICLE	2,526		2,526	2,526	2,526	Yes
Duke Energy Business Services	21	MOUNT,LOCKING UPPER PEDESTAL SLIDE OUT A	5,757		5,757	5,757	5,757	Yes
Duke Energy Business Services	8	MOUNT,RACK	1,033		1,033	1,033	1,033	Yes
Duke Energy Business Services	63	MOUNT,UNIVERSAL ANTENNA	2,507		2,507	2,507	2,507	Yes
Duke Energy Business Services	4	MULTIPLEXER,JUNGLEMUX	3,903		3,903	3,903	3,903	Yes
Duke Energy Business Services	11	PANEL,CLOSET CONNECTOR HOUSING	1,000		1,000	1,000	1,000	Yes
Duke Energy Business Services	4	PANEL,CONNECTOR	123		123	123	123	Yes
Duke Energy Business Services	80	PANEL,ELECTRICAL POWER,DC POWER DISTRIBU	100,414		100,414	100,414	100,414	Yes
Duke Energy Business Services	1	PANEL,PATCH	334		334	334	334	Yes
Duke Energy Business Services	14	PIPE,SPECIAL PURPOSE,ANTENNA MOUNTING	3,778		3,778	3,778	3,778	Yes
Duke Energy Business Services	19	PLATE,FACE	887		887	887	887	Yes
Duke Energy Business Services	12	PLATE,WALL,SGL GANG	40		40	40	40	Yes
Duke Energy Business Services	9	PLATE,WALL,TYPE-L, 2-PORT	25		25	25	25	Yes
Duke Energy Business Services	10	PLATE,WALL,TYPE-L, 4-PORT	14		14	14	14	Yes
Duke Energy Business Services	8	PORT,FEED THRU	144		144	144	144	Yes
Duke Energy Business Services	5	POWER SUPPLY, 100-240V 50-60HZ INPUT	2,252		2,252	2,252	2,252	Yes
Duke Energy Business Services	43	POWER SUPPLY, 48VDC INPUT, 20A OUTPUT, 930W TO	39,530		39,530	39,530	39,530	Yes
Duke Energy Business Services	9	POWER SUPPLY, MODULE, 120VAC INPUT, 24VDC OUT	4,725		4,725	4,725	4,725	Yes
Duke Energy Business Services	1	POWER SUPPLY,48VDC INPUT	265		265	265	265	Yes
Duke Energy Business Services	2	POWER SUPPLY,AC/DC	290		290	290	290	Yes
Duke Energy Business Services	16	POWER SUPPLY,AC-DC UNIVERSAL	5,938		5,938	5,938	5,938	Yes
Duke Energy Business Services	1	POWER SUPPLY,ADAPTER	29		29	29	29	Yes
Duke Energy Business Services	4	POWER SUPPLY,DC	818		818	818	818	Yes
Duke Energy Business Services	2	POWER SUPPLY,INDUSTRIAL ETHERNET, 170W	1,978		1,978	1,978	1,978	Yes
Duke Energy Business Services	2	POWER SUPPLY,LOW DC UNIVERSAL	390		390	390	390	Yes
Duke Energy Business Services	22	PROBE,TEMP	852		852	852	852	Yes
Duke Energy Business Services	24	PROTECTOR,SURGE	3,928		3,928	3,928	3,928	Yes
Duke Energy Business Services	10	PULLER,CIRCUIT BREAKER	326		326	326	326	Yes
Duke Energy Business Services	2	RACK,RELAY	942		942	942	942	Yes
Duke Energy Business Services	10	RACK,RELAY EQUIPMENT	2,006		2,006	2,006	2,006	Yes
Duke Energy Business Services	25	RADIO, MOBILE, 800MHZ, 35W, 1000 CHANNELS, 13.8VD	140,243		140,243	140,243	140,243	Yes
Duke Energy Business Services	9	RADIO, PORTABLE, 800MHZ, 3W, 1000 CHANNELS	46,720		46,720	46,720	46,720	Yes
Duke Energy Business Services	84	RECTIFIER,48VDC	28,528		28,528	28,528	28,528	Yes
Duke Energy Business Services	2	RECTIFIER,HIGH EFFICIENCY	1,302		1,302	1,302	1,302	Yes
Duke Energy Business Services	26	RECTIFIER,POWER	10,528		10,528	10,528	10,528	Yes
Duke Energy Business Services	1	ROUTER,CISCO CGR2010	3,503		3,503	3,503	3,503	Yes
Duke Energy Business Services	2	ROUTER,DC POWER	3,080		3,080	3,080	3,080	Yes
Duke Energy Business Services	1600	SCREW,MACHINE,#10 DIA	309		309	309	309	Yes
Duke Energy Business Services	2	SCREW,MACHINE,3/4" DIA	28		28	28	28	Yes
Duke Energy Business Services	9	SCREW,MOUNTING	118		118	118	118	Yes
Duke Energy Business Services	9	SENSOR,EXTERNAL TEMP	427		427	427	427	Yes
Duke Energy Business Services	30	SENSOR,TEMP	1,289		1,289	1,289	1,289	Yes
Duke Energy Business Services	4	SHELF, RACK MOUNTING, 19" WD, STL	800		800	800	800	Yes
Duke Energy Business Services	1	SHELF,19" WD SEL-ICON	845		845	845	845	Yes
Duke Energy Business Services	19	SHELF,BATTERY	4,191		4,191	4,191	4,191	Yes
Duke Energy Business Services	6	SHELF,EQUIPMENT	342		342	342	342	Yes
Duke Energy Business Services	3	SHELF,RACK MOUNTING	282		282	282	282	Yes
Duke Energy Business Services	8	SOFTWARE,LICENSE	1,739		1,739	1,739	1,739	Yes
Duke Energy Business Services	6	SPEAKER, F/ HARRIS P25 SYMPHONY DISPATCH CONS	1,894		1,894	1,894	1,894	Yes
Duke Energy Business Services	14	SPEAKER, MOBILE, F/ HARRIS P25 RADIO	817		817	817	817	Yes
Duke Energy Business Services	45	SPEAKER,HEAVY DUTY LOUD	11,744		11,744	11,744	11,744	Yes
Duke Energy Business Services	323	SPLICE,CABLE TRAY, ORGANIZER, 6" WD, PLASTIC/FIB	5,292		5,292	5,292	5,292	Yes
Duke Energy Business Services	1	SPLICE,TERMINAL, BUTT	95		95	95	95	Yes
Duke Energy Business Services	1	STATION, CONTROL, AC POWER, W/ RACK MOUNT, RA	3,400		3,400	3,400	3,400	Yes
Duke Energy Business Services	35	STATION, DOCKING, F/ COMPUTER WORK	48,423		48,423	48,423	48,423	Yes
Duke Energy Business Services	21	STRUT,SIDE	12,348		12,348	12,348	12,348	Yes
Duke Energy Business Services	1	SWAB,DBL ENDED	44		44	44	44	Yes
Duke Energy Business Services	28	SWITCH, ETHERNET, 48VDC, RACK MOUNT, CAMBIUM	66,168		66,168	66,168	66,168	Yes
Duke Energy Business Services	9	SWITCH,28 PORT ETHERNET	43,275		43,275	43,275	43,275	Yes

Analysis of Diversification Activity
Assets or Rights Purchased From or Sold To Affiliates

Name of Affiliate	Qty	Description of Asset or Right	Cost / Orig. Cost	Accumulated Depreciation	Net Book Value	Fair Market Value *	Purchase Price	Title Passed Yes / No
Duke Energy Business Services	1	SWITCH,DESKTOP	1,045		1,045	1,045	1,045	Yes
Duke Energy Business Services	2	SWITCH,ETHERNET	11,583		11,583	11,583	11,583	Yes
Duke Energy Business Services	89	SWITCH,TIMER	8,567		8,567	8,567	8,567	Yes
Duke Energy Business Services	7	TAPE,BLUE	254		254	254	254	Yes
Duke Energy Business Services	26	TAPE,CABLE WEATHER-PROOFING	216		216	216	216	Yes
Duke Energy Business Services	1	TELEPHONE, DESK, 10 LINE, PUSHBUTTON, CHARCOA	198		198	198	198	Yes
Duke Energy Business Services	14	TELEPHONE,DESK	3,252		3,252	3,252	3,252	Yes
Duke Energy Business Services	17	TERMINAL,AIR, 1/2" DIA X 4' LG, CU	1,503		1,503	1,503	1,503	Yes
Duke Energy Business Services	17	TERMINAL,BRZ AIR BASE, 1/2" DIA INTERNAL	395		395	395	395	Yes
Duke Energy Business Services	100	TIE,CABLE,3/32" WD	21		21	21	21	Yes
Duke Energy Business Services	20	TIE,CABLE,SELF-LOCKING	353		353	353	353	Yes
Duke Energy Business Services	116	TIE,CABLE,WEATHER RESISTANT	3,255		3,255	3,255	3,255	Yes
Duke Energy Business Services	1	TOOL, CABLE PREPARATION, MANUAL	143		143	143	143	Yes
Duke Energy Business Services	18	TOOL,BAND CLAMP	3,375		3,375	3,375	3,375	Yes
Duke Energy Business Services	7	TOOL,CABLE PREPARATION	934		934	934	934	Yes
Duke Energy Business Services	16	TOOL,CLEANING	1,783		1,783	1,783	1,783	Yes
Duke Energy Business Services	1	TOOL,IMPACT	59		59	59	59	Yes
Duke Energy Business Services	1	TOOL,TELEPHONE LINE TEST	742		742	742	742	Yes
Duke Energy Business Services	1	TOOL,TONE TESTER	70		70	70	70	Yes
Duke Energy Business Services	109	TRAY,CABLE,SPLICE	4,977		4,977	4,977	4,977	Yes
Duke Energy Business Services	307	TRAY,CABLE,SPLICE/FIBER OPTIC	18,817		18,817	18,817	18,817	Yes
Duke Energy Business Services	6	TRAY,MOUNTING	418		418	418	418	Yes
Duke Energy Business Services	100	TUBING,CORRUGATED	173		173	173	173	Yes
Duke Energy Business Services	2	TUBING,PRESSURE	51		51	51	51	Yes
Duke Energy Business Services	36	UNIT, CONTROL, F/ HEAD ON XL-200M RADIO	44,968		44,968	44,968	44,968	Yes
Duke Energy Business Services	4	UNIT, SERVER	20,700		20,700	20,700	20,700	Yes
Duke Energy Business Services	1	UNIT, VIDA EDGE NETWORK SENTRY, F/ HARRIS P25 R	32,098		32,098	32,098	32,098	Yes
Duke Energy Business Services	1	UNIT,ALARM	2,529		2,529	2,529	2,529	Yes
Duke Energy Business Services	5	UNIT,AUTOMATIC FERRULE CONNECTOR CLEANER	725		725	725	725	Yes
Duke Energy Business Services	1	UNIT,FIBER OPTIC CONNECTOR PANEL	55		55	55	55	Yes
Duke Energy Business Services	60	UNIT,FIBER OPTIC TRANSCEIVER	9,217		9,217	9,217	9,217	Yes
Duke Energy Business Services	5	UNIT,MICROPOD, MAIN BY PASS, 208V/20A, L	1,916		1,916	1,916	1,916	Yes
Duke Energy Business Services	102	UNIT,OPTICS, GIGABIT ETHERNET, SMALL FOR	33,150		33,150	33,150	33,150	Yes
Duke Energy Business Services	3	UNIT,PANEL HOUSING	177		177	177	177	Yes
Duke Energy Business Services	1	UNIT,PATCH PANEL	388		388	388	388	Yes
Duke Energy Business Services	156	UNIT,POWER DISTRIBUTION	49,375		49,375	49,375	49,375	Yes
Duke Energy Business Services	4	UNIT,POWER DISTRIBUTION, 100A DUAL FEED	1,860		1,860	1,860	1,860	Yes
Duke Energy Business Services	8	UNIT,SERVER	10,497		10,497	10,497	10,497	Yes
Duke Energy Business Services	2	UNIT,TRANSCEIVER	18,000		18,000	18,000	18,000	Yes
Duke Energy Business Services	5	VENT,RELIEF,PRESSURE	1,833		1,833	1,833	1,833	Yes
Duke Energy Business Services	2250	WIRE/CABLE,2/0 AWG	10,096		10,096	10,096	10,096	Yes
Duke Energy Business Services	1	WIRE/CABLE,24 AWG	34		34	34	34	Yes
Duke Energy Business Services	2402	WIRE/CABLE,ELECTRICAL,BUILDING, RHH/RHW-	2,975		2,975	2,975	2,975	Yes
Duke Energy Business Services	41	WIRE/CABLE,ELECTRICAL,CAT5	16,625		16,625	16,625	16,625	Yes
Duke Energy Business Services	1230	WIRE/CABLE,ELECTRICAL,CONTROL	2,087		2,087	2,087	2,087	Yes
Duke Energy Business Services	2022	WIRE/CABLE,ELECTRICAL,RHH-RHW	2,528		2,528	2,528	2,528	Yes
Duke Energy Business Services	10	WIRE/CABLE,ELECTRICAL,TELEPHONE	4		4	4	4	Yes
Duke Energy Business Services	501	WIRE/CABLE,ELECTRICAL,TFN	173		173	173	173	Yes
Duke Energy Business Services	500	WIRE/CABLE,ELECTRICAL,TFN/TFN	61		61	61	61	Yes
Duke Energy Business Services	1340	WIRE/CABLE,ELECTRICAL,THHN	3,827		3,827	3,827	3,827	Yes
Duke Energy Business Services	12560	WIRE/CABLE,ELECTRICAL,THHN/THWN	5,622		5,622	5,622	5,622	Yes
Duke Energy Business Services	585	WIRE/CABLE,ELECTRICAL,THNN/THWN	1,802		1,802	1,802	1,802	Yes
Duke Energy Carolinas	295	ABRASIVE,DISC,GRINDING	566		566		566	Yes
Duke Energy Carolinas	50	ABRASIVE,DISC,QUICK CHANGE SURFACE CONDI	23		23		23	Yes
Duke Energy Carolinas	20	ABRASIVE,DISC,SURFACE CONDITIONING	12		12		12	Yes
Duke Energy Carolinas	20	ABRASIVE,PAD,CLEANING & FINISHING	22		22		22	Yes
Duke Energy Carolinas	7	ABRASIVE,PARTICLE,BLASTING	638		638		638	Yes
Duke Energy Carolinas	5	ABRASIVE,ROLL,SANDING	2		2		2	Yes
Duke Energy Carolinas	3	ADAPTER,MOUNTING	24		24		24	Yes
Duke Energy Carolinas	408	ANTENNA, DOME, 1710-6000MHZ, WHITE, W/ 10' CABLE	57,365		57,365		57,365	Yes
Duke Energy Carolinas	9	ANTENNA, DOME, 1710-6000MHZ, WHITE, W/ 15' CABLE	1,268		1,268		1,268	Yes
Duke Energy Carolinas	384	ARRESTER,ELECTRICAL,METAL OXIDE	20,784		20,784		20,784	Yes
Duke Energy Carolinas	10	ASSEMBLY,CAP & LINER	397,753		397,753		397,753	Yes
Duke Energy Carolinas	1	ASSEMBLY,STOP VALVE	4,800		4,800		4,800	Yes
Duke Energy Carolinas	86.74	BAG, TOOL, COLD SIDE, 19"X3"X14" W/CARRY STRAPS,	427		427		427	Yes
Duke Energy Carolinas	100	BAG,ZIP-LIP	4		4		4	Yes
Duke Energy Carolinas	1	BATTERY,DRY CELL,LITHIUM	3		3		3	Yes
Duke Energy Carolinas	1	BELT,V,27" OUTSIDE CIRCUMFERENCE	2		2		2	Yes
Duke Energy Carolinas	2	BELT,V,LIGHT DUTY	5		5		5	Yes
Duke Energy Carolinas	3	BLADE,BAND SAW,1/2" WD X 44-7/8" LG X 0.	13		13		13	Yes
Duke Energy Carolinas	141	BLANKET,ELECTRICAL INSULATING,18" SQ	12,665		12,665		12,665	Yes
Duke Energy Carolinas	687	BLANKET,ELECTRICAL INSULATING,40KV	81,863		81,863		81,863	Yes
Duke Energy Carolinas	2	BLOCK,SLIDE	886		886		886	Yes
Duke Energy Carolinas	20	BLOCK,TERMINAL,26-10 AWG WIRE	115		115		115	Yes
Duke Energy Carolinas	2	BOARD,PRINTED CIRCUIT,SGL BOARD COMPUTER	7,898		7,898		7,898	Yes
Duke Energy Carolinas	2	BODY,CONDUIT OUTLET,3/4" HUB	34		34		34	Yes
Duke Energy Carolinas	10	BOX,ELECTRICAL,PULL	6,075		6,075		6,075	Yes
Duke Energy Carolinas	3	BRACKET,MOUNTING	182		182		182	Yes
Duke Energy Carolinas	1	BREAKER,CIRCUIT,250A	2,218		2,218		2,218	Yes
Duke Energy Carolinas	72	BRUSH,ELECTRICAL,EXCITER GENERATOR	3,614		3,614		3,614	Yes
Duke Energy Carolinas	350	BUCKLE,BANDING	147		147		147	Yes

Analysis of Diversification Activity
Assets or Rights Purchased From or Sold To Affiliates

Name of Affiliate	Qty	Description of Asset or Right	Cost / Orig. Cost	Accumulated Depreciation	Net Book Value	Fair Market Value *	Purchase Price	Title Passed Yes / No
Duke Energy Carolinas	4	BUR,CYLINDRICAL	70		70		70	Yes
Duke Energy Carolinas	16	BUR,OVAL	284		284		284	Yes
Duke Energy Carolinas	1	BUSHING	2,468		2,468		2,468	Yes
Duke Energy Carolinas	2	BUSHING,ELECTRICAL CONDUCTOR,15KV	4,278		4,278		4,278	Yes
Duke Energy Carolinas	1	BUSHING,ELECTRICAL CONDUCTOR,196KV	20,224		20,224		20,224	Yes
Duke Energy Carolinas	9	BUSHING,ELECTRICAL CONDUCTOR,FEED-THRU	1,435		1,435		1,435	Yes
Duke Energy Carolinas	3	BUSHING,ELECTRICAL CONDUCTOR,VACUUM CIRC	2,105		2,105		2,105	Yes
Duke Energy Carolinas	100	CAP,NON-SHORTING	283		283		283	Yes
Duke Energy Carolinas	1	CAPACITOR,FILTER	1,560		1,560		1,560	Yes
Duke Energy Carolinas	9	CHEMICAL,DENATURED ALCOHOL	288		288		288	Yes
Duke Energy Carolinas	35	CLEANER,DEGREASER	386		386		386	Yes
Duke Energy Carolinas	2	CLEANER,DISINFECTANT	6		6		6	Yes
Duke Energy Carolinas	1	CLEANER,GENERAL PURPOSE DISINFECTANT SAN	4		4		4	Yes
Duke Energy Carolinas	97	CLEVIS,BALL LINE	1,930		1,930		1,930	Yes
Duke Energy Carolinas	10	COATING,POLE	1,618		1,618		1,618	Yes
Duke Energy Carolinas	1	COIL,ELECTRICAL,TRIP	126		126		126	Yes
Duke Energy Carolinas	4	COMPOUND,SEALING,GASKET	244		244		244	Yes
Duke Energy Carolinas	1	COMPOUND,SEALING,PIPE THD W/ TEFLON	16		16		16	Yes
Duke Energy Carolinas	2	COMPOUND,SUPER METAL	1,000		1,000		1,000	Yes
Duke Energy Carolinas	2320	CONDUIT,1"	2,528		2,528		2,528	Yes
Duke Energy Carolinas	300	CONNECTOR,ELECTRICAL, TERMINAL, LG BARREL LUC	2,079		2,079		2,079	Yes
Duke Energy Carolinas	388	CONNECTOR,ELECTRICAL,LOADBREAK, ELBOW	13,580		13,580		13,580	Yes
Duke Energy Carolinas	2	CONVERTER,SIGNAL,INTERFACE	937		937		937	Yes
Duke Energy Carolinas	2	CORD,VIBRATION	350		350		350	Yes
Duke Energy Carolinas	1	COUPLER,HOSE,QUICK CONNECT FEMALE SOCKET	6		6		6	Yes
Duke Energy Carolinas	1	COUPLER,HOSE,QUICK CONNECT MALE PLUG	2		2		2	Yes
Duke Energy Carolinas	4	COVER,COUPLING	1,236		1,236		1,236	Yes
Duke Energy Carolinas	4	DEADEND,FITTING	514		514		514	Yes
Duke Energy Carolinas	1	DEVICE,INJECTION QUILL	165		165		165	Yes
Duke Energy Carolinas	4780	DUCT,CORRUGATED INNER	3,218		3,218		3,218	Yes
Duke Energy Carolinas	12	DYE,LAYOUT	178		178		178	Yes
Duke Energy Carolinas	2	ELBOW,PIPE,3/4"	195		195		195	Yes
Duke Energy Carolinas	1	ELEMENT,DE-MISTER	817		817		817	Yes
Duke Energy Carolinas	6	ELEMENT,FILTER,AIR	2,598		2,598		2,598	Yes
Duke Energy Carolinas	1	ELEMENT,FILTER,WATER	746		746		746	Yes
Duke Energy Carolinas	4	ELEMENT,THERMOCOUPLE	1,255		1,255		1,255	Yes
Duke Energy Carolinas	1	END MILL,1/2" DIA	24		24		24	Yes
Duke Energy Carolinas	1	END MILL,1/4" DIA	11		11		11	Yes
Duke Energy Carolinas	40	EYE,SOCKET,11/16" DIA	332		332		332	Yes
Duke Energy Carolinas	5	FILTER,AIR,COMPRESSOR	6,143		6,143		6,143	Yes
Duke Energy Carolinas	4	FILTER,AIR,MOTOR	1,144		1,144		1,144	Yes
Duke Energy Carolinas	49	FITTING,END FUSE	12,431		12,431		12,431	Yes
Duke Energy Carolinas	1	FLUID,CUTTING,LIQUID	111		111		111	Yes
Duke Energy Carolinas	55	FLUID,SILICONE TRANSFORMER LIQUID	7,664		7,664		7,664	Yes
Duke Energy Carolinas	3	FUSE,400A	45		45		45	Yes
Duke Energy Carolinas	2	GASKET,MANWAY	412		412		412	Yes
Duke Energy Carolinas	2	GASKET,SPIRAL WOUND,2" PIPE	7		7		7	Yes
Duke Energy Carolinas	2	GASKET,SPIRAL WOUND,2500 LB	10		10		10	Yes
Duke Energy Carolinas	7	GASKET,SPIRAL WOUND,6" PIPE	106		106		106	Yes
Duke Energy Carolinas	96	GASKET,SPIRAL WOUND,600 PSI	1,485		1,485		1,485	Yes
Duke Energy Carolinas	1	GLOVES, WELDING, X-LARGE, GOATSKIN, BLACK, STRA	41		41		41	Yes
Duke Energy Carolinas	1	GLOVES,HEAT RESISTANT	18		18		18	Yes
Duke Energy Carolinas	3	GLOVES,WORK	42		42		42	Yes
Duke Energy Carolinas	1	GUN,SAFETY BLOW	31		31		31	Yes
Duke Energy Carolinas	1	HOLDER,MACHINING TOOL,4.1"-6.3"	211		211		211	Yes
Duke Energy Carolinas	344	HOUSING,CABLE T	27,730		27,730		27,730	Yes
Duke Energy Carolinas	1	INSERT,CUTTING TOOL,0.1184"	24		24		24	Yes
Duke Energy Carolinas	1	INSERT,CUTTING TOOL,DIAMOND 35 DEG	25		25		25	Yes
Duke Energy Carolinas	1	INSERT,CUTTING TOOL,DIAMOND 80 DEG	26		26		26	Yes
Duke Energy Carolinas	1	INSERT,CUTTING TOOL,GROOVING	27		27		27	Yes
Duke Energy Carolinas	1	INSERT,CUTTING TOOL,TURNING	21		21		21	Yes
Duke Energy Carolinas	4	INSERT,VARNISH REMOVAL	2,284		2,284		2,284	Yes
Duke Energy Carolinas	320	INSULATOR,LINE POST	10,086		10,086		10,086	Yes
Duke Energy Carolinas	3	JOINT, DEADBREAK, 4-WAY, COMPACT 'H', W/ SPIKING	4,095		4,095		4,095	Yes
Duke Energy Carolinas	4	KEY,SUSPENSION	576		576		576	Yes
Duke Energy Carolinas	2	KIT,COMPOUND	1,024		1,024		1,024	Yes
Duke Energy Carolinas	1	KIT,MOUNTING	196		196		196	Yes
Duke Energy Carolinas	1	KIT,REPLACEMENT	180		180		180	Yes
Duke Energy Carolinas	2	KIT,SODIUM ELECTRODE	320		320		320	Yes
Duke Energy Carolinas	1	LENS,SAFETY EQUIPMENT,WELDING HELMET	2		2		2	Yes
Duke Energy Carolinas	367	LIGHT,LED FIXTURE	105,225		105,225		105,225	Yes
Duke Energy Carolinas	1	LUBRICANT,ALL PURPOSE WD40	5		5		5	Yes
Duke Energy Carolinas	1	LUBRICANT,HIGH PURITY NICKEL BASED ANTI-	68		68		68	Yes
Duke Energy Carolinas	1	LUBRICANT,PETROLEUM JELLY VASELINE	16		16		16	Yes
Duke Energy Carolinas	2	LUBRICANT,SILICONE	65		65		65	Yes
Duke Energy Carolinas	1	LUMBER, 6" WD, 8' LG, 4" THK, ROUGH FINISH, OAK	150		150		150	Yes
Duke Energy Carolinas	1	MIRROR,HINGED	37		37		37	Yes
Duke Energy Carolinas	1	MODULE,ANALOG INPUT	452		452		452	Yes
Duke Energy Carolinas	13	MODULE,COMMUNICATION	2,795		2,795		2,795	Yes
Duke Energy Carolinas	1	MODULE,ELECTRONIS	1,600		1,600		1,600	Yes
Duke Energy Carolinas	1	MODULE,SERIAL ADAPTER CARD	450		450		450	Yes

Analysis of Diversification Activity
Assets or Rights Purchased From or Sold To Affiliates

Name of Affiliate	Qty	Description of Asset or Right	Cost / Orig. Cost	Accumulated Depreciation	Net Book Value	Fair Market Value *	Purchase Price	Title Passed Yes / No
Duke Energy Carolinas	1	NOZZLE,FLUSH	12		12		12	Yes
Duke Energy Carolinas	1	NOZZLE,TIG WELDING CUP	1		1		1	Yes
Duke Energy Carolinas	3	NUT,HEX	75		75		75	Yes
Duke Energy Carolinas	1	PACKING,RING SET,VALVE	99		99		99	Yes
Duke Energy Carolinas	2	PIN	14		14		14	Yes
Duke Energy Carolinas	32	PLATE,FAN NOZZLE RING SEGMENT LOCK	3		3		3	Yes
Duke Energy Carolinas	71	PLATE,LOCK	596		596		596	Yes
Duke Energy Carolinas	1	PLATE,PROTECTION	18		18		18	Yes
Duke Energy Carolinas	4	PLATE,STOP	275		275		275	Yes
Duke Energy Carolinas	15	PLUG,FUSE	225		225		225	Yes
Duke Energy Carolinas	6	PLUG,PIPE,1-1/2"	38		38		38	Yes
Duke Energy Carolinas	6	PLUG,PIPE,2"	64		64		64	Yes
Duke Energy Carolinas	1	PROCESSOR,ANALOG	9,956		9,956		9,956	Yes
Duke Energy Carolinas	1	PROXIMITOR,7.87 V/MM (200 MV/MIL) SCALE	338		338		338	Yes
Duke Energy Carolinas	1	PUMP,JETPULSION	1,646		1,646		1,646	Yes
Duke Energy Carolinas	1	PUMP,OIL	1,321		1,321		1,321	Yes
Duke Energy Carolinas	1	RELAY,CONTROL, ELECTROMAGNETIC	150		150		150	Yes
Duke Energy Carolinas	2	RELAY,PNEUMATIC	752		752		752	Yes
Duke Energy Carolinas	1	RELAY,SAFETY	167		167		167	Yes
Duke Energy Carolinas	6	RESISTOR,0.11 OHM	2,674		2,674		2,674	Yes
Duke Energy Carolinas	6	ROD,THREADED,1/2" DIA	40		40		40	Yes
Duke Energy Carolinas	12	ROD,THREADED,3/8" DIA	26		26		26	Yes
Duke Energy Carolinas	38.71	ROD,WELDING,3/32" DIA	488		488		488	Yes
Duke Energy Carolinas	1.5	ROD,WELDING,ERNICR-3	20		20		20	Yes
Duke Energy Carolinas	125	ROPE,BRAIDED	534		534		534	Yes
Duke Energy Carolinas	20	ROUTER,AC POWER	64,540		64,540		64,540	Yes
Duke Energy Carolinas	9	SCREW	531		531		531	Yes
Duke Energy Carolinas	2	SCREW,CHEESE HD	196		196		196	Yes
Duke Energy Carolinas	12	SCREW,FLG	3,567		3,567		3,567	Yes
Duke Energy Carolinas	4	SCREW,KEY	784		784		784	Yes
Duke Energy Carolinas	13	SEAL	136		136		136	Yes
Duke Energy Carolinas	5	SEAL,BEARING	1,141		1,141		1,141	Yes
Duke Energy Carolinas	2	SEAL,OIL,LIP	135		135		135	Yes
Duke Energy Carolinas	2	SEAL,RING	1,808		1,808		1,808	Yes
Duke Energy Carolinas	1	SENSOR, THERMAL, F/ NINJA INVERTERS	1,340		1,340		1,340	Yes
Duke Energy Carolinas	1	SENSOR,CONDUCTIVITY,0.01 CELL CONSTANT	444		444		444	Yes
Duke Energy Carolinas	10	SHIELD,HOUSE SIDE	350		350		350	Yes
Duke Energy Carolinas	1	SLEEVE,PROTECTIVE,FLAME RETARDANT	15		15		15	Yes
Duke Energy Carolinas	1	SPACER	640		640		640	Yes
Duke Energy Carolinas	25	SPLICE,CONDUCTOR,ELECTRICAL	649		649		649	Yes
Duke Energy Carolinas	24	SPRING	1,106		1,106		1,106	Yes
Duke Energy Carolinas	1	STEM,VALVE,ASSY, PLUG	78		78		78	Yes
Duke Energy Carolinas	1	STEM,VALVE,ASSY, W/ PLUG	212		212		212	Yes
Duke Energy Carolinas	1	STONE,HONING,4" LG	58		58		58	Yes
Duke Energy Carolinas	2	STONE,SHARPENING,RND EDGE SLIP	21		21		21	Yes
Duke Energy Carolinas	6	STRAP,GROUNDING,FLEXIBLE BRAID	2,597		2,597		2,597	Yes
Duke Energy Carolinas	12	STRAP,SAFETY,LEG/FOOT	226		226		226	Yes
Duke Energy Carolinas	1	SWITCH, PRESSURE, OIL, 400-3000PSI, 140-440PSI	9,995		9,995		9,995	Yes
Duke Energy Carolinas	120	SWITCH,DISCONNECT,LOADBREAK	26,552		26,552		26,552	Yes
Duke Energy Carolinas	1	SWITCH,LIMIT,110VAC 50/60HZ	838		838		838	Yes
Duke Energy Carolinas	1	SWITCH,PRESSURE,ADJUSTABLE	621		621		621	Yes
Duke Energy Carolinas	5	TAG,SAFETY,WARNING PROTECTIVE GROUND	852		852		852	Yes
Duke Energy Carolinas	3	TAP,THREADING,HAND PIPE	82		82		82	Yes
Duke Energy Carolinas	1	TAPE,ELECTRICAL,3/4" WD X 66' LG	7		7		7	Yes
Duke Energy Carolinas	1	TAPE,ELECTRICAL,3/4" WD X 66' LG ROLL	3		3		3	Yes
Duke Energy Carolinas	100	TIE,CABLE,SELF-LOCKING	21		21		21	Yes
Duke Energy Carolinas	3	TIP,TORCH,WELDING	3		3		3	Yes
Duke Energy Carolinas	100	TOWEL,14" X 14" RANDOM	194		194		194	Yes
Duke Energy Carolinas	1	TRANSDUCER,DCDT POSITION FEEDBACK	2,775		2,775		2,775	Yes
Duke Energy Carolinas	188	TRANSFORMER,OVERHEAD,CONVENTIONAL	256,352		256,352		256,352	Yes
Duke Energy Carolinas	15	TRANSFORMER,PAD MOUNT,50KVA	45,005		45,005		45,005	Yes
Duke Energy Carolinas	1	TRANSMITTER,PRESSURE,0-4000 PSI OUTPUT	1,235		1,235		1,235	Yes
Duke Energy Carolinas	1	VALVE,BUTTERFLY,3"	211		211		211	Yes
Duke Energy Carolinas	1	VALVE,DIAPHRAGM,2"	647		647		647	Yes
Duke Energy Carolinas	1	VALVE,GATE,KNIFE	2,474		2,474		2,474	Yes
Duke Energy Carolinas	1	VALVE,GLOBE,2"	1,400		1,400		1,400	Yes
Duke Energy Carolinas	1	VALVE,PURGE	2,346		2,346		2,346	Yes
Duke Energy Carolinas	2	VALVE,SOLENOID	2,231		2,231		2,231	Yes
Duke Energy Carolinas	3	VALVE,SOLENOID,3/8" PIPE	2,094		2,094		2,094	Yes
Duke Energy Carolinas	1	VALVE,STOP	11,630		11,630		11,630	Yes
Duke Energy Carolinas	2	VISOR,14-1/4" WD X 9-1/2" HT X 0.040" TH	11		11		11	Yes
Duke Energy Carolinas	150	WASHER,LOCK,STAR	13		13		13	Yes
Duke Energy Carolinas	14	WHEEL,CUTOFF,4" DIA	17		17		17	Yes
Duke Energy Carolinas	27	WHEEL,CUTOFF,6" DIA	51		51		51	Yes
Duke Energy Carolinas	9	WHEEL,GRINDING,4" DIA	48		48		48	Yes
Duke Energy Carolinas	8	WHEEL,GRINDING,6" DIA	30		30		30	Yes
Duke Energy Carolinas	1	WHEEL,GRINDING,7" DIA	7		7		7	Yes
Duke Energy Carolinas	1	WHEEL,WIRE,BRUSH	19		19		19	Yes
Duke Energy Carolinas	1	WHEEL,WIRE,CRIMPED END BRUSH, COATED CUP	8		8		8	Yes
Duke Energy Carolinas	1	WIRE,WELDING,AWS A5.18-79, ER70S-2	2		2		2	Yes
Duke Energy Carolinas	2	WIRE,WELDING,ER309L	2		2		2	Yes

Analysis of Diversification Activity
Assets or Rights Purchased From or Sold To Affiliates

Name of Affiliate	Qty	Description of Asset or Right	Cost / Orig. Cost	Accumulated Depreciation	Net Book Value	Fair Market Value *	Purchase Price	Title Passed Yes / No
Duke Energy Carolinas	1	WIRE,WELDING,ER70S-2	1		1		1	Yes
Duke Energy Carolinas	2925	WIRE/CABLE,2/0 AWG	7,493		7,493		7,493	Yes
Duke Energy Carolinas	15600	WIRE/CABLE,ELECTRICAL,TRIPLEX	17,786		17,786		17,786	Yes
Duke Energy Indiana	1	ACTUATOR,PNEUMATIC, VALVE, DBL ACTING, 120 PSIG	461		461		461	Yes
Duke Energy Indiana	1	ACTUATOR,PNEUMATIC,SGL ACTING	661		661		661	Yes
Duke Energy Indiana	2	ADAPTER,MOUNTING	16		16		16	Yes
Duke Energy Indiana	256	ARRESTER,ELECTRICAL,METAL OXIDE	13,511		13,511		13,511	Yes
Duke Energy Indiana	50	BOLT,MACHINE,1" DIA	580		580		580	Yes
Duke Energy Indiana	65	BOLT,MACHINE,7/8" DIA	1,332		1,332		1,332	Yes
Duke Energy Indiana	44	BRACKET,EXTERNAL COIL	11,227		11,227		11,227	Yes
Duke Energy Indiana	75	BRACKET,TRANSFORMER ARRESTER	473		473		473	Yes
Duke Energy Indiana	92	BUCKET,THIRD STAGE	571,978		571,978		571,978	Yes
Duke Energy Indiana	4	BUSHING,ELECTRICAL CONDUCTOR,23KV	8,422		8,422		8,422	Yes
Duke Energy Indiana	100	CAP,NON-SHORTING	266		266		266	Yes
Duke Energy Indiana	30	CLAMP,STRAIN,0.2"-0.57" CONDUCTOR	928		928		928	Yes
Duke Energy Indiana	20	CLAMP,SUSPENSION,0.8"-1.39" CONDUCTOR	644		644		644	Yes
Duke Energy Indiana	1	COIL,ELECTRICAL,TRIP	248		248		248	Yes
Duke Energy Indiana	10	COMPOUND,SEALING,ELECTRICAL	2,358		2,358		2,358	Yes
Duke Energy Indiana	28	COMPOUND,SEALING,FORM-A-GASKET	232		232		232	Yes
Duke Energy Indiana	400	CONNECTOR,ELECTRICAL, TERMINAL, LG BARREL LUG	2,772		2,772		2,772	Yes
Duke Energy Indiana	60	CONNECTOR,ELECTRICAL,PORTABLE FEED THRU	7,759		7,759		7,759	Yes
Duke Energy Indiana	38	CONNECTOR,ELECTRICAL,TAP (BOLTED WEDGE)	1,192		1,192		1,192	Yes
Duke Energy Indiana	4	CORD,VIBRATION	700		700		700	Yes
Duke Energy Indiana	13	CUTOUT,FUSE,NON-LOADBREAK	439		439		439	Yes
Duke Energy Indiana	1	CYLINDER,LINEAR ACTUATING,PNEUMATIC	1,425		1,425		1,425	Yes
Duke Energy Indiana	150	DAMPER,VIBRATION,0.25"-0.326" COND	503		503		503	Yes
Duke Energy Indiana	1	DIAPHRAGM,ATMOSPHERIC RELIEF	1,033		1,033		1,033	Yes
Duke Energy Indiana	2	DIVERTER, CROSSARM NEST, 24-48" LG, HDPE	170		170		170	Yes
Duke Energy Indiana	1	ELEMENT,SENSING	1,553		1,553		1,553	Yes
Duke Energy Indiana	4	FILTER,AIR,COMPRESSOR	2,752		2,752		2,752	Yes
Duke Energy Indiana	8	FILTER,FUEL,FUEL, OIL	1,552		1,552		1,552	Yes
Duke Energy Indiana	49	GASKET,1-1/4" OD	1,102		1,102		1,102	Yes
Duke Energy Indiana	12	GASKET,SPIRAL WOUND,3" PIPE	80		80		80	Yes
Duke Energy Indiana	2	GASKET,SPIRAL WOUND,36" PIPE	514		514		514	Yes
Duke Energy Indiana	2	GAUGE,PRESSURE,0-140 PSI @ 20 DEG C	766		766		766	Yes
Duke Energy Indiana	100	HOOK,GUY,9/16" DIA	512		512		512	Yes
Duke Energy Indiana	240	INSULATOR,LINE POST	7,859		7,859		7,859	Yes
Duke Energy Indiana	1	JOINT,EXPANSION,SGL FILLED ARCH	1,970		1,970		1,970	Yes
Duke Energy Indiana	100	KIT,ELBOW	45,078		45,078		45,078	Yes
Duke Energy Indiana	4	LIGHT, LED FIXTURE, 120-277VAC, 50W, GRAY, 3000K, T	512		512		512	Yes
Duke Energy Indiana	920	LIGHT,LED FIXTURE	127,375		127,375		127,375	Yes
Duke Energy Indiana	1	MODULE,DIFF PRESSURE SWITCH	274		274		274	Yes
Duke Energy Indiana	1	MOTOR,ELECTRIC, AC, 3/4 HP, J56, 115/208-230VAC, 1P	500		500		500	Yes
Duke Energy Indiana	4	NUT,HEX,TURBINE	618		618		618	Yes
Duke Energy Indiana	48	NUT,LOCK,NYLON INSERT	34		34		34	Yes
Duke Energy Indiana	2	O-RING,RUPTURE DISC	6		6		6	Yes
Duke Energy Indiana	22	PAD,CLEANING,HAND SCOURING	24		24		24	Yes
Duke Energy Indiana	98	PLATE,LOCK	1,202		1,202		1,202	Yes
Duke Energy Indiana	2	PROBE,VIBRATION DETECTOR	1,453		1,453		1,453	Yes
Duke Energy Indiana	1	PUMP,NITROUS OXIDE ANALYZER	1,669		1,669		1,669	Yes
Duke Energy Indiana	1	RECEPTACLE,ELECTRICAL,MATING	425		425		425	Yes
Duke Energy Indiana	1	RELAY,LATCH	892		892		892	Yes
Duke Energy Indiana	1	RELAY,PNEUMATIC	417		417		417	Yes
Duke Energy Indiana	1	RING,ADJUSTING,LOWER	1,323		1,323		1,323	Yes
Duke Energy Indiana	6	RING,PISTON,HYDRAULIC COMP	2,535		2,535		2,535	Yes
Duke Energy Indiana	9	SCREW,1-1/2" DIA	545		545		545	Yes
Duke Energy Indiana	4	SEAL,OIL,BEARING	10,395		10,395		10,395	Yes
Duke Energy Indiana	30	SEAL,SHROUD	2,147		2,147		2,147	Yes
Duke Energy Indiana	2	SLEEVE,HARNES	1,185		1,185		1,185	Yes
Duke Energy Indiana	100	SPLICE,CONDUCTOR,JUMPER LOOP	537		537		537	Yes
Duke Energy Indiana	25	SPLICE,CONDUCTOR,TENSION	185		185		185	Yes
Duke Energy Indiana	2	SPRING, FILTER, 1-1/2" DIA X 2-3/4" LG, STL, F/ HYDRAU	10		10		10	Yes
Duke Energy Indiana	3	SWITCH,DISCONNECT,INLINE	5,967		5,967		5,967	Yes
Duke Energy Indiana	1	SWITCH,MONITOR	251		251		251	Yes
Duke Energy Indiana	1	SWITCH,PRESSURE,ADJUSTABLE	394		394		394	Yes
Duke Energy Indiana	1	SWITCH,PRESSURE,GOVERNOR	387		387		387	Yes
Duke Energy Indiana	1	SWITCH,SAFETY, HEAVY DUTY FUSIBLE, 240VAC/250V	720		720		720	Yes
Duke Energy Indiana	150	TIE,INSULATOR,F NECK INSULATOR	726		726		726	Yes
Duke Energy Indiana	3	TRANSFORMER,INSTRUMENT,POWER	4,729		4,729		4,729	Yes
Duke Energy Indiana	1	TRANSFORMER,OVERHEAD,CONVENTIONAL	1,647		1,647		1,647	Yes
Duke Energy Indiana	1	TRANSFORMER,PAD MOUNT,2500KVA	51,973		51,973		51,973	Yes
Duke Energy Indiana	1	TRANSMITTER,PRESSURE,-14.7 TO 4000 PSI I	2,206		2,206		2,206	Yes
Duke Energy Indiana	2	VALVE,BUTTERFLY,WAFER	4,266		4,266		4,266	Yes
Duke Energy Indiana	1	VALVE,GATE,KNIFE	2,474		2,474		2,474	Yes
Duke Energy Indiana	1	VALVE,SOLENOID,1/2" PIPE	390		390		390	Yes
Duke Energy Indiana	9000	WIRE/CABLE,ELECTRICAL, BARE,ALLIANCE	5,403		5,403		5,403	Yes
Duke Energy Indiana	310	WIRE/CABLE,ELECTRICAL,UNDERGROUND	276		276		276	Yes
Duke Energy Kentucky	1	BLOCK,COUPLING	6,912		6,912		6,912	Yes
Duke Energy Kentucky	1	GEARBOX,HELICAL SPEED REDUCER	1,694		1,694		1,694	Yes
Duke Energy Kentucky	1	KIT,REPLACEMENT	589		589		589	Yes
Duke Energy Kentucky	1	SHAFT,TRIGGER	361		361		361	Yes

Analysis of Diversification Activity
Assets or Rights Purchased From or Sold To Affiliates

Name of Affiliate	Qty	Description of Asset or Right	Cost / Orig. Cost	Accumulated Depreciation	Net Book Value	Fair Market Value *	Purchase Price	Title Passed Yes / No
Duke Energy Kentucky	1	WIRE/CABLE,ELECTRICAL,THERMOCOUPLE EXTEN	416		416		416	Yes
Duke Energy Ohio - RU	2	ARM,MAST, TRUSS STYLE	921		921		921	Yes
Duke Energy Ohio - RU	300	ARRESTER,ELECTRICAL,DISTRIBUTION	16,665		16,665		16,665	Yes
Duke Energy Ohio - RU	384	ARRESTER,ELECTRICAL,METAL OXIDE	20,264		20,264		20,264	Yes
Duke Energy Ohio - RU	8	ATTACHMENT,LIGHTING	2,471		2,471		2,471	Yes
Duke Energy Ohio - RU	300	BOLT,CARRIAGE,3/4" DIA	5,203		5,203		5,203	Yes
Duke Energy Ohio - RU	8	BRACKET,SPOKE LIGHTING	2,637		2,637		2,637	Yes
Duke Energy Ohio - RU	40	BRACKET,STANDOFF	712		712		712	Yes
Duke Energy Ohio - RU	75	BRACKET,TRANSFORMER ARRESTER	455		455		455	Yes
Duke Energy Ohio - RU	50	CAP,NON-SHORTING	142		142		142	Yes
Duke Energy Ohio - RU	25	CLAMP,AERIAL CABLE	265		265		265	Yes
Duke Energy Ohio - RU	300	CLAMP,SUSPENSION,0.8"-1.39" CONDUCTOR	9,035		9,035		9,035	Yes
Duke Energy Ohio - RU	750	CLIP,BONDING	736		736		736	Yes
Duke Energy Ohio - RU	400	CONNECTOR,ELECTRICAL, TERMINAL, LG BARREL LUC	2,772		2,772		2,772	Yes
Duke Energy Ohio - RU	8	CONNECTOR,ELECTRICAL,SUBMERSIBLE	666		666		666	Yes
Duke Energy Ohio - RU	80	CONNECTOR,ELECTRICAL,TAP (BOLTED WEDGE)	3,009		3,009		3,009	Yes
Duke Energy Ohio - RU	100	DAMPER,VIBRATION,0.25"-0.326" COND	335		335		335	Yes
Duke Energy Ohio - RU	22	DEADEND,FITTING	2,787		2,787		2,787	Yes
Duke Energy Ohio - RU	8	INSULATOR,STATION POST	777		777		777	Yes
Duke Energy Ohio - RU	4	KIT, FOAM POLE SETTING, POLECRETE STABILIZER, P	586		586		586	Yes
Duke Energy Ohio - RU	24	LIGHT,LED FIXTURE	16,493		16,493		16,493	Yes
Duke Energy Ohio - RU	132	PLATE,BACKING	934		934		934	Yes
Duke Energy Ohio - RU	9	RECLOSER,OIL	24,747		24,747		24,747	Yes
Duke Energy Ohio - RU	34	SPLICE,CONDUCTOR,4/0 AWG CONDUCTOR	1,301		1,301		1,301	Yes
Duke Energy Ohio - RU	27	SWITCH,DISCONNECT, OVERHEAD,IN-LINE	7,022		7,022		7,022	Yes
Duke Energy Ohio - RU	2	TRANSFORMER,OVERHEAD,CONVENTIONAL	2,573		2,573		2,573	Yes
Duke Energy Ohio - RU	3046	WIRE/CABLE,ELECTRICAL,NETWORK	28,557		28,557		28,557	Yes
Duke Energy Ohio - RU	9900	WIRE/CABLE,ELECTRICAL,UNDERGROUND	8,931		8,931		8,931	Yes
Duke Energy Progress	25	ANCHOR,EARTH,TRIPLE HELIX	6,059		6,059		6,059	Yes
Duke Energy Progress	28	ATTACHMENT,ANCHOR	2,928		2,928		2,928	Yes
Duke Energy Progress	10	ATTACHMENT,LIGHTING	2,096		2,096		2,096	Yes
Duke Energy Progress	1	BAND,POLE,30" DIA	369		369		369	Yes
Duke Energy Progress	1	BEARING,ROLLER,CYLINDRICAL	579		579		579	Yes
Duke Energy Progress	19	BLADE,STATOR	5,344		5,344		5,344	Yes
Duke Energy Progress	26	BLADE,TURBINE,NOZZLE	52,967		52,967		52,967	Yes
Duke Energy Progress	2	BOARD,PRINTED CIRCUIT,RECLOSER	680		680		680	Yes
Duke Energy Progress	350	BOLT,DOUBLE ARMING,3/4" DIA	3,502		3,502		3,502	Yes
Duke Energy Progress	89	BOLT,MACHINE,1" DIA	1,599		1,599		1,599	Yes
Duke Energy Progress	16	BOLT,U,3" DIA	426		426		426	Yes
Duke Energy Progress	1	BRACKET,MAST ARM STYLE	203		203		203	Yes
Duke Energy Progress	1	BRACKET,OVERHEAD AREA LIGHT	36		36		36	Yes
Duke Energy Progress	25	BRACKET,STREET LIGHT	2,016		2,016		2,016	Yes
Duke Energy Progress	91	BRACKET,STREET LIGHT ADAPTER	5,673		5,673		5,673	Yes
Duke Energy Progress	1	BREAKER,CIRCUIT,600VAC	600		600		600	Yes
Duke Energy Progress	1	BREAKER,CIRCUIT,VACUUM	32,397		32,397		32,397	Yes
Duke Energy Progress	24	BRUSH,EXCITER	1,032		1,032		1,032	Yes
Duke Energy Progress	1	BUSHING,ELECTRICAL CONDUCTOR,25KV	1,855		1,855		1,855	Yes
Duke Energy Progress	3	BUSHING,ELECTRICAL CONDUCTOR,34.5KV	5,250		5,250		5,250	Yes
Duke Energy Progress	4	BUSHING,ELECTRICAL CONDUCTOR,COTA TRANSF	13,040		13,040		13,040	Yes
Duke Energy Progress	14	BUSHING,ELECTRICAL CONDUCTOR,JUNCTION PO	3,059		3,059		3,059	Yes
Duke Energy Progress	1	BUSHING,ELECTRICAL CONDUCTOR,POC TRANSFO	2,073		2,073		2,073	Yes
Duke Energy Progress	3	BUSHING,ELECTRICAL CONDUCTOR,TRANSFORMER	9,483		9,483		9,483	Yes
Duke Energy Progress	38	BUSHING,INSULATING	950		950		950	Yes
Duke Energy Progress	4	BUSHING,VALVE,GUIDE	6,063		6,063		6,063	Yes
Duke Energy Progress	2	CABLE,EXTENSION PROBE	820		820		820	Yes
Duke Energy Progress	2	CABLE,FIBER OPTIC,6' LG	218		218		218	Yes
Duke Energy Progress	140	CAP,NON-SHORTING	396		396		396	Yes
Duke Energy Progress	35	CLAMP,POST INSULATING,0.25"-0.56" DIA CU	523		523		523	Yes
Duke Energy Progress	24	CLAMP,STRAIN,0.2"-0.55" CONDUCTOR	7,008		7,008		7,008	Yes
Duke Energy Progress	210	CLEVIS,Y CLEVIS-BALL	3,222		3,222		3,222	Yes
Duke Energy Progress	400	CLEVIS,Y-BALL LINE	5,469		5,469		5,469	Yes
Duke Energy Progress	2	COIL,ELECTRICAL,CLOSE	605		605		605	Yes
Duke Energy Progress	2	COIL,ELECTRICAL,TRIP	163		163		163	Yes
Duke Energy Progress	125	COMPOUND,ELECTRICAL INHIBITOR	1,696		1,696		1,696	Yes
Duke Energy Progress	9	COMPOUND,SEALING,ELECTRICAL	1,552		1,552		1,552	Yes
Duke Energy Progress	2	CONNECTOR,CABLE/CONDUIT,CORD GRIP	10		10		10	Yes
Duke Energy Progress	1000	CONNECTOR,ELECTRICAL, TERMINAL, LG BARREL LUC	6,984		6,984		6,984	Yes
Duke Energy Progress	6	CONNECTOR,ELECTRICAL,CIRCUIT BREAKER	121		121		121	Yes
Duke Energy Progress	1	CONTROLLER,MOTOR	1,083		1,083		1,083	Yes
Duke Energy Progress	1	CORD,EXTENSION,15M LG	2,490		2,490		2,490	Yes
Duke Energy Progress	3	COUPLING,PIPE,3"	87		87		87	Yes
Duke Energy Progress	1	COUPLING,PM130	27,519		27,519		27,519	Yes
Duke Energy Progress	4	COVER,COUPLING	11,776		11,776		11,776	Yes
Duke Energy Progress	624	CROSSARM,POLE,3-5/8" X 4-5/8"	94,921		94,921		94,921	Yes
Duke Energy Progress	672	CROSSARM,TANGENT	90,425		90,425		90,425	Yes
Duke Energy Progress	300	DAMPER,VIBRATION,0.25"-0.326" COND	1,107		1,107		1,107	Yes
Duke Energy Progress	2	DEADEND,FITTING	301		301		301	Yes
Duke Energy Progress	3	DEFLECTOR,OIL	13,772		13,772		13,772	Yes
Duke Energy Progress	4	ELEMENT,FILTER,1" ID X 2-3/4" OD X 9-5/8	442		442		442	Yes
Duke Energy Progress	1	ELEMENT,FILTER,150MM DIA X 250MM LG	258		258		258	Yes
Duke Energy Progress	1	ELEMENT,FILTER,HYDRAULIC/LUBE OIL	781		781		781	Yes

Analysis of Diversification Activity
Assets or Rights Purchased From or Sold To Affiliates

Name of Affiliate	Qty	Description of Asset or Right	Cost / Orig. Cost	Accumulated Depreciation	Net Book Value	Fair Market Value *	Purchase Price	Title Passed Yes / No
Duke Energy Progress	1	ENCLOSURE, OUTDOOR TRANSFORMER, DBL DOOR W	1,287		1,287		1,287	Yes
Duke Energy Progress	75	ENCLOSURE, PRIMARY CABLE TERMINATION, 1PH, TR	42,441		42,441		42,441	Yes
Duke Energy Progress	1	FAN, TRANSFORMER COOLING	522		522		522	Yes
Duke Energy Progress	1	FILTER, BREATHER	664		664		664	Yes
Duke Energy Progress	81	FUSE, CURRENT LIMITING	9,053		9,053		9,053	Yes
Duke Energy Progress	10	FUSE, TIME DELAY DUAL ELEMENT	58		58		58	Yes
Duke Energy Progress	25	GASKET, CONDUIT OUTLET BODY, 1-1/2"	75		75		75	Yes
Duke Energy Progress	2	GASKET, EXTENSION BOX LOWER COVER	75		75		75	Yes
Duke Energy Progress	32	GASKET, FLANGE, NON-SPIRAL, CP232	402		402		402	Yes
Duke Energy Progress	4	GASKET, MANIFOLD	16		16		16	Yes
Duke Energy Progress	1	GASKET, SPIRAL WOUND, 2500 LB	27		27		27	Yes
Duke Energy Progress	4	GASKET, TEE	32		32		32	Yes
Duke Energy Progress	1	GAUGE, PRESSURE, COMPOUND	238		238		238	Yes
Duke Energy Progress	2	GLAND, PACKING, TUBE	595		595		595	Yes
Duke Energy Progress	25	HAT, HARD	700		700		700	Yes
Duke Energy Progress	1	HEAT SINK, DIODE	7,012		7,012		7,012	Yes
Duke Energy Progress	1	HOUSING, PROXIMITY PROBE	215		215		215	Yes
Duke Energy Progress	13	INSERT, BAYONET	523		523		523	Yes
Duke Energy Progress	1	INSERT, COUPLING, POLYURETHANE	56		56		56	Yes
Duke Energy Progress	698	INSULATOR, HORZ LINE POST	60,344		60,344		60,344	Yes
Duke Energy Progress	1	INSULATOR, STATION POST	63		63		63	Yes
Duke Energy Progress	4	KEY, 24-1/2"	229		229		229	Yes
Duke Energy Progress	1	KIT, FASTENER	1,249		1,249		1,249	Yes
Duke Energy Progress	1	KIT, REAGENT	596		596		596	Yes
Duke Energy Progress	208	LIGHT, LED FIXTURE	107,333		107,333		107,333	Yes
Duke Energy Progress	4	METER, ELECTRICAL SERVICE, WATT-HOUR	5,600		5,600		5,600	Yes
Duke Energy Progress	2	MODULE, 24 DIGITAL INPUT	357		357		357	Yes
Duke Energy Progress	1	MODULE, CONTROLLER	1,118		1,118		1,118	Yes
Duke Energy Progress	1	MOTOR, ELECTRIC, AC, 1.5 HP	281		281		281	Yes
Duke Energy Progress	1	MOTOR, ELECTRIC, DC, 240VDC	631		631		631	Yes
Duke Energy Progress	1	NUT, CRV LOWER HEAD	50		50		50	Yes
Duke Energy Progress	47	NUT, LOCK, SELF-LOCKING	383		383		383	Yes
Duke Energy Progress	5	NUT, SLOTTED, RND HEAD	1,399		1,399		1,399	Yes
Duke Energy Progress	4	O-RING, RBR	8		8		8	Yes
Duke Energy Progress	2	PACKING, PREFORMED	31		31		31	Yes
Duke Energy Progress	1	PAD, ELECTRODE	167		167		167	Yes
Duke Energy Progress	3	PLUG, TUBE FITTING, 5/8"	1,359		1,359		1,359	Yes
Duke Energy Progress	2	POWER SUPPLY, DIN RAIL MOUNT	3,240		3,240		3,240	Yes
Duke Energy Progress	1	PROBE, PROXIMITY, 8MM TIP DIA	630		630		630	Yes
Duke Energy Progress	4	PULLEY, V-BELT, 3 GROOVE	4,276		4,276		4,276	Yes
Duke Energy Progress	2	PUMP, OIL	1,734		1,734		1,734	Yes
Duke Energy Progress	6	RECLOSER, ELECTRONIC	100,500		100,500		100,500	Yes
Duke Energy Progress	1	REGULATOR, AIR	156		156		156	Yes
Duke Energy Progress	1	RELAY, 10A 250VAC	12		12		12	Yes
Duke Energy Progress	4	RELAY, TIME DELAY, 1-300 SECOND	1,033		1,033		1,033	Yes
Duke Energy Progress	2	RETAINER, PACKING	8		8		8	Yes
Duke Energy Progress	11	SCREW	95		95		95	Yes
Duke Energy Progress	1	SCREW, BELT & PULLEY TAKE UP	214		214		214	Yes
Duke Energy Progress	3	SCREW, CAP, 1-1/2" DIA	345		345		345	Yes
Duke Energy Progress	4	SEAL, CARTRIDGE	8		8		8	Yes
Duke Energy Progress	1	SEAT, VALVE, ANGLE	4,243		4,243		4,243	Yes
Duke Energy Progress	1	SENSOR, GAS	1,068		1,068		1,068	Yes
Duke Energy Progress	2	SHIELD, HOUSE OR STREET SIDE	71		71		71	Yes
Duke Energy Progress	1	SHIELD, HOUSE SIDE	65		65		65	Yes
Duke Energy Progress	8	SLEEVE, PROTECTIVE, FLAME RETARDANT	106		106		106	Yes
Duke Energy Progress	1	SLEEVE, SHAFT, 523.01 SHAFT	2,131		2,131		2,131	Yes
Duke Energy Progress	1	SOCKET, METER, RINGLESS	266		266		266	Yes
Duke Energy Progress	150	SPLICE, CONDUCTOR, TENSION	3,162		3,162		3,162	Yes
Duke Energy Progress	1	STARTER, ELECTRIC MOTOR, MAGNETIC, NON-REV	682		682		682	Yes
Duke Energy Progress	2	SWITCH, ALARM	1,047		1,047		1,047	Yes
Duke Energy Progress	3	SWITCH, CUT-OUT	680		680		680	Yes
Duke Energy Progress	1	SWITCH, ETHERNET	9,970		9,970		9,970	Yes
Duke Energy Progress	2	SWITCH, PRESSURE, DIFF	554		554		554	Yes
Duke Energy Progress	1	TAG, EQUIPMENT, INFORMATION, UV GR REFLECTIVE P	1		1		1	Yes
Duke Energy Progress	4000	TAPE, SAFETY BARRIER, FMEA BOUNDARY	600		600		600	Yes
Duke Energy Progress	1	THERMOCOUPLE, DISC CAVITY 2 ELEMENT	326		326		326	Yes
Duke Energy Progress	2	THERMOCOUPLE, DISC CAVITY 4	1,586		1,586		1,586	Yes
Duke Energy Progress	2	THERMOCOUPLE, DISC CAVITY 5 ELEMENT	663		663		663	Yes
Duke Energy Progress	1	TRANSDUCER, FLOW	462		462		462	Yes
Duke Energy Progress	1	TRANSDUCER, W	672		672		672	Yes
Duke Energy Progress	1	TRANSFORMER, CONTROL	93		93		93	Yes
Duke Energy Progress	16	TRANSFORMER, INSTRUMENT, POTENTIAL	54,393		54,393		54,393	Yes
Duke Energy Progress	16	TRANSFORMER, OVERHEAD, CONVENTIONAL	28,796		28,796		28,796	Yes
Duke Energy Progress	2	TRANSFORMER, PAD MOUNT, 50KVA	42,533		42,533		42,533	Yes
Duke Energy Progress	1	TRANSMITTER, CURRENT	290		290		290	Yes
Duke Energy Progress	2	TRANSMITTER, GAS DETECTOR	3,338		3,338		3,338	Yes
Duke Energy Progress	2	TRANSMITTER, POSITION	2,540		2,540		2,540	Yes
Duke Energy Progress	1	VALVE, BLEEDER	2,315		2,315		2,315	Yes
Duke Energy Progress	1	VALVE, CHECK, WAFER	734		734		734	Yes
Duke Energy Progress	1	VALVE, CONTROL	10,078		10,078		10,078	Yes
Duke Energy Progress	1	VALVE, GAS FUEL	6,220		6,220		6,220	Yes

Analysis of Diversification Activity
Assets or Rights Purchased From or Sold To Affiliates

Name of Affiliate	Qty	Description of Asset or Right	Cost / Orig. Cost	Accumulated Depreciation	Net Book Value	Fair Market Value *	Purchase Price	Title Passed Yes / No
Duke Energy Progress	1	VALVE,RELIEF,VACUUM	674		674		674	Yes
Duke Energy Progress	1	VALVE,STOP	12,905		12,905		12,905	Yes
Duke Energy Progress	5	WASHER,FLAT,3-3/4" NOM	1,209		1,209		1,209	Yes
Duke Energy Progress	15	WASHER,FLAT,M10 NOM	216		216		216	Yes
Duke Energy Progress	2	WASHER,LOCK,MAIN TURBINE	55		55		55	Yes
Duke Energy Progress	150	WASHER,LOCK,STAR	5		5		5	Yes
Duke Energy Progress	69	WASHER,SHOULDER,7/8" SCREW	736		736		736	Yes
Duke Energy Progress	45000	WIRE/CABLE,ELECTRICAL, BARE,7 STR HARD D	166,604		166,604		166,604	Yes
Duke Energy Progress	97472	WIRE/CABLE,ELECTRICAL,1/0 AWG	26,327		26,327		26,327	Yes
Duke Energy Progress	100000	WIRE/CABLE,ELECTRICAL,2 AWG	17,230		17,230		17,230	Yes
Duke Energy Progress	23500	WIRE/CABLE,ELECTRICAL,OVERHEAD, SERVICE	31,356		31,356		31,356	Yes
Duke Energy Progress	10000	WIRE/CABLE,ELECTRICAL,TRIPLEX	6,700		6,700		6,700	Yes
Duke Energy Progress	19800	WIRE/CABLE,ELECTRICAL,UNDERGROUND	15,052		15,052		15,052	Yes
TOTAL			<u>6,634,060</u>		<u>6,634,060</u>	<u>2,934,697</u>	<u>6,634,060</u>	
* Transactions with regulated affiliates are priced at Net Book Value as agreed in the Intercompany Asset Transfer Agreement (IATA)								

Analysis of Diversification Activity
Assets or Rights Purchased From or Sold To Affiliates

Company: Duke Energy Florida
For the Year Ended December 31, 2023

Provide a summary of affiliated transactions involving asset transfers or the right to use assets

Name of Affiliate	Qty	Description of Asset or Right	Cost / Orig. Cost	Accumulated Depreciation	Net Book Value	Fair Market Value *	Sales Price	Title Passed Yes / No
Sales to Affiliates:			\$	\$	\$	\$	\$	
Inventory items not in plant-in-service. Therefore there is no depreciation.								
Duke Energy Business Services	1	ADAPTER,ANGLE	43		43	43	43	Yes
Duke Energy Business Services	1	ANTENNA,MOBILE RADIO	156		156	156	156	Yes
Duke Energy Business Services	1	ASSEMBLY,ROUTER, CISCO CGR2010 ITEM 1463	3,419		3,419	3,419	3,419	Yes
Duke Energy Business Services	8	ATTENUATOR,FIBER OPTIC FIXED	82		82	82	82	Yes
Duke Energy Business Services	3	BAND,STRAPPING,3/4" WD	290		290	290	290	Yes
Duke Energy Business Services	2	BAR,GROUND	224		224	224	224	Yes
Duke Energy Business Services	8	BATTERY,VALVE REGULATED LEAD ACID	1,406		1,406	1,406	1,406	Yes
Duke Energy Business Services	2	BLOCK,FUSE,600V	28		28	28	28	Yes
Duke Energy Business Services	2	BLOCK,PUNCHDOWN	25		25	25	25	Yes
Duke Energy Business Services	3	BOARD,PRINTED CIRCUIT,CHANNEL	2,170		2,170	2,170	2,170	Yes
Duke Energy Business Services	11	BOARD,PRINTED CIRCUIT,INTERFACE	44,154		44,154	44,154	44,154	Yes
Duke Energy Business Services	28	BOARD,PRINTED CIRCUIT,PADDLE DATA NX64F	6,737		6,737	6,737	6,737	Yes
Duke Energy Business Services	1	BOOT,ASSY 4" W/O CUSHION	12		12	12	12	Yes
Duke Energy Business Services	6	BRACKET,STANDOFF	227		227	227	227	Yes
Duke Energy Business Services	10	BREAKER,CIRCUIT,30A	587		587	587	587	Yes
Duke Energy Business Services	8	BREAKER,CIRCUIT,DC SUPPLY	223		223	223	223	Yes
Duke Energy Business Services	2	BREAKER,CIRCUIT,MOLDED CASE, PLUG-IN	118		118	118	118	Yes
Duke Energy Business Services	45	BUCKLE,BANDING	19		19	19	19	Yes
Duke Energy Business Services	1	CABINET,HEATED/AIR CONDITIONED	8,388		8,388	8,388	8,388	Yes
Duke Energy Business Services	1	CABLE, CAT5E ETHERNET, 18"	17		17	17	17	Yes
Duke Energy Business Services	1	CABLE, DC POWER, F/ HARRIS P25 XL-200M RADIO DE	112		112	112	112	Yes
Duke Energy Business Services	1	CABLE,ALARM	39		39	100	39	Yes
Duke Energy Business Services	8	CABLE,CAT5E ETHERNET	222		222	231	222	Yes
Duke Energy Business Services	2	CASE,CARRYING, TEST LEADS	86		86	89	86	Yes
Duke Energy Business Services	42	CHASSIS,BLANK RECTIFIER SLOT	607		607	607	607	Yes
Duke Energy Business Services	2	CHASSIS,CO/SUB 8-SLOT W/ AC POWER IINPUT	800		800	800	800	Yes
Duke Energy Business Services	8	CHASSIS,SHELF	7,211		7,211	7,211	7,211	Yes
Duke Energy Business Services	1	CLIP,BRIDGING	26		26	26	26	Yes
Duke Energy Business Services	10	CONNECTOR,COMMUNICATIONS,MODULAR PLUG	3		3	3	3	Yes
Duke Energy Business Services	22	CONNECTOR,ELECTRICAL, TERMINAL,LUG	147		147	149	147	Yes
Duke Energy Business Services	9	CONNECTOR,ELECTRICAL, TERMINAL,STRAIGHT	43		43	43	43	Yes
Duke Energy Business Services	1	CONSOLE, DISPATCH, SYMPHONY P25	45,932		45,932	45,932	45,932	Yes
Duke Energy Business Services	9	CONTROLLER,DC	3,808		3,808	3,808	3,808	Yes
Duke Energy Business Services	3	CONVERTER,POWER	996		996	996	996	Yes
Duke Energy Business Services	2	CONVERTER,SIGNAL,FAST ETHERNET MEDIA, ST	862		862	862	862	Yes
Duke Energy Business Services	2	CORD,AC POWER	203		203	203	203	Yes
Duke Energy Business Services	2	CORD,COMMUNICATION,TELEPHONE	123		123	123	123	Yes
Duke Energy Business Services	11	CORD,LINE	542		542	549	542	Yes
Duke Energy Business Services	1	CORD,PATCH,CATEGORY 5E	9		9	9	9	Yes
Duke Energy Business Services	7	CORD,SHELF	275		275	290	275	Yes
Duke Energy Business Services	4	CUSHION,BARREL	148		148	148	148	Yes
Duke Energy Business Services	3	DEVICE,MULTICOUPLER	11,010		11,010	11,010	11,010	Yes
Duke Energy Business Services	1	DEVICE,WIRLESS NETWORK MDS RADIO SERIES	1,085		1,085	1,085	1,085	Yes
Duke Energy Business Services	2	DRILL,TWIST,HEAVY DUTY	4		4	7	4	Yes
Duke Energy Business Services	1	FILLER,BLANKING PANEL	57		57	57	57	Yes
Duke Energy Business Services	1	FLASHLIGHT,HARD HAT	37		37	40	37	Yes
Duke Energy Business Services	8	FUSE,FAST ACTING	163		163	163	163	Yes
Duke Energy Business Services	112	FUSE,FAST ACTING INDICATING	322		322	325	322	Yes
Duke Energy Business Services	6	FUSE,TIME DELAY	37		37	37	37	Yes
Duke Energy Business Services	1	GRIP,CABLE,HOISTING	17		17	17	17	Yes
Duke Energy Business Services	4	HANGER,CABLE	96		96	96	96	Yes
Duke Energy Business Services	9	JUMPER,MULTIMODE FIBER OPTIC	74		74	74	74	Yes
Duke Energy Business Services	6	KIT,BRACKET	446		446	446	446	Yes
Duke Energy Business Services	2	KIT,CABLE WEATHER-PROOFING	28		28	28	28	Yes
Duke Energy Business Services	2	KIT,GROUNDING	661		661	661	661	Yes
Duke Energy Business Services	2	KIT,ISOLATION	256		256	256	256	Yes
Duke Energy Business Services	2	KIT,METER HANGING	79		79	86	79	Yes
Duke Energy Business Services	3	KIT,SHIELD GROUNDING	61		61	61	61	Yes
Duke Energy Business Services	2	KIT,SURGE PROTECTOR	1,020		1,020	1,020	1,020	Yes
Duke Energy Business Services	2	LEAD,TEST,MASTER ACCESSORY SET, INCLUDES	339		339	374	339	Yes
Duke Energy Business Services	1	MODULE, 48VDC DUAL POWER	4,528		4,528	4,528	4,528	Yes
Duke Energy Business Services	1	MODULE,DATA	636		636	636	636	Yes
Duke Energy Business Services	1	MODULE,ETHERNET	870		870	870	870	Yes
Duke Energy Business Services	2	MODULE,ETHERNET 1000 PADDLEBOARD QUAD SF	967		967	967	967	Yes
Duke Energy Business Services	3	MODULE,ETHERNET SWITCH	4,386		4,386	4,386	4,386	Yes
Duke Energy Business Services	1	MODULE,PANEL	987		987	987	987	Yes
Duke Energy Business Services	2	MODULE,POWER SUPPLY,AC 65W	366		366	950	366	Yes
Duke Energy Business Services	2	MODULE,RADIO FREQUENCY	5,113		5,113	5,113	5,113	Yes
Duke Energy Business Services	4	MODULE,WIRELESS ACCESS POINT	10,778		10,778	11,407	10,778	Yes
Duke Energy Business Services	1	MONITOR,POWER	2,467		2,467	2,467	2,467	Yes

Analysis of Diversification Activity
Assets or Rights Purchased From or Sold To Affiliates

Name of Affiliate	Qty	Description of Asset or Right	Cost / Orig. Cost	Accumulated Depreciation	Net Book Value	Fair Market Value *	Sales Price	Title Passed Yes / No
Duke Energy Business Services	1	MOUNT,ANTENNA	485		485	485	485	Yes
Duke Energy Business Services	4	MOUNT,UNIVERSAL ANTENNA	159		159	160	159	Yes
Duke Energy Business Services	1	MULTIMETER,6K/20KVAC/DC	424		424	487	424	Yes
Duke Energy Business Services	6	PANEL,ELECTRICAL POWER,DC POWER DISTRIBU	7,410		7,410	7,545	7,410	Yes
Duke Energy Business Services	2	PLATE,FACE	101		101	101	101	Yes
Duke Energy Business Services	1	POWER SUPPLY, MODULE, 120VAC INPUT, 24VDC OUT	525		525	525	525	Yes
Duke Energy Business Services	1	RADIO, MOBILE, 800MHZ, 35W, 1000 CHANNELS, 13.8VDC	5,339		5,339	5,339	5,339	Yes
Duke Energy Business Services	3	RADIO, PORTABLE, 800MHZ, 3W, 1000 CHANNELS	14,679		14,679	14,679	14,679	Yes
Duke Energy Business Services	14	RECTIFIER,48VDC	4,696		4,696	4,696	4,696	Yes
Duke Energy Business Services	2	RECTIFIER,POWER	811		811	811	811	Yes
Duke Energy Business Services	1	SENSOR,EXTERNAL TEMP	47		47	47	47	Yes
Duke Energy Business Services	1	SENSOR,PEN SIZE	32		32	33	32	Yes
Duke Energy Business Services	7	SENSOR,TEMP	301		301	301	301	Yes
Duke Energy Business Services	1	SET,TEST LEAD	81		81	92	81	Yes
Duke Energy Business Services	1	SOFTWARE,LICENSE	218		218	218	218	Yes
Duke Energy Business Services	1	SPEAKER, MOBILE, F/ HARRIS P25 RADIO	62		62	62	62	Yes
Duke Energy Business Services	1	STRUT,SIDE	624		624	624	624	Yes
Duke Energy Business Services	3	SWITCH,28 PORT ETHERNET	13,217		13,217	13,217	13,217	Yes
Duke Energy Business Services	1	TAPE,CABLE WEATHER-PROOFING	8		8	8	8	Yes
Duke Energy Business Services	1	TERMINAL,AIR, 1/2" DIA X 4' LG, CU	89		89	89	89	Yes
Duke Energy Business Services	1	TERMINAL,BRZ AIR BASE, 1/2" DIA INTERNAL	24		24	24	24	Yes
Duke Energy Business Services	50	TIE,CABLE,SELF-LOCKING	20		20	44	20	Yes
Duke Energy Business Services	1	TOOL,BAND CLAMP	188		188	188	188	Yes
Duke Energy Business Services	1	TOOL, TELEPHONE LINE TEST	742		742	742	742	Yes
Duke Energy Business Services	14	TRAY,CABLE,SPLICE/FIBER OPTIC	2,101		2,101	2,101	2,101	Yes
Duke Energy Business Services	8	UNIT, CONTROL, F/ HEAD ON XL-200M RADIO	9,900		9,900	9,900	9,900	Yes
Duke Energy Business Services	1	UNIT, SERVER	5,175		5,175	5,175	5,175	Yes
Duke Energy Business Services	1	UNIT, STD QUARTZ FREQUENCY, 36-72VDC	6,123		6,123	6,123	6,123	Yes
Duke Energy Business Services	1	UNIT, VIDA EDGE NETWORK SENTRY	30,105		30,105	30,105	30,105	Yes
Duke Energy Business Services	1	UNIT,POWER DISTRIBUTION	502		502	502	502	Yes
Duke Energy Business Services	1	UNIT,TRANSCIEVER	6,000		6,000	6,000	6,000	Yes
Duke Energy Business Services	126	WIRE/CABLE,2/0 AWG	576		576	576	576	Yes
Duke Energy Business Services	54	WIRE/CABLE,ELECTRICAL,BUILDING, RHH/RHW-	66		66	66	66	Yes
Duke Energy Business Services	1	WIRE/CABLE,ELECTRICAL,CAT5	426		426	426	426	Yes
Duke Energy Business Services	55	WIRE/CABLE,ELECTRICAL,CONTROL	93		93	93	93	Yes
Duke Energy Business Services	54	WIRE/CABLE,ELECTRICAL,RHH-RHW	68		68	68	68	Yes
Duke Energy Business Services	20	WIRE/CABLE,ELECTRICAL,THHN	48		48	48	48	Yes
Duke Energy Business Services	95	WIRE/CABLE,ELECTRICAL,THHN/THWN	42		42	43	42	Yes
Duke Energy Carolinas	1	ACTUATOR,VALVE	2,443		2,443		2,443	Yes
Duke Energy Carolinas	1	ADHESIVE,CONTACT CEMENT	41		41		41	Yes
Duke Energy Carolinas	4	AMPLIFIER,SPEAKER	2,893		2,893		2,893	Yes
Duke Energy Carolinas	1	ASSEMBLY,3RD STAGE SHROUD BLOCK	45,363		45,363		45,363	Yes
Duke Energy Carolinas	38	ATTACHMENT,LIGHTING	8,974		8,974		8,974	Yes
Duke Energy Carolinas	1	BOARD,PRINTED CIRCUIT,ANNUNCIATOR	291		291		291	Yes
Duke Energy Carolinas	1	BOARD,PRINTED CIRCUIT,EXTENDER	424		424		424	Yes
Duke Energy Carolinas	1	BOARD,PRINTED CIRCUIT,F/ USE ON MODEL 30	697		697		697	Yes
Duke Energy Carolinas	2	BODY,CONDUIT OUTLET,3/4" HUB	47		47		47	Yes
Duke Energy Carolinas	300	BOLT,CARRIAGE,3/4" DIA	6,366		6,366		6,366	Yes
Duke Energy Carolinas	250	BOLT,DOUBLE ARMING,3/4" DIA	4,058		4,058		4,058	Yes
Duke Energy Carolinas	18	BRACKET,LIGHTING SPOKE	8,352		8,352		8,352	Yes
Duke Energy Carolinas	50	BRUSH,ELECTRICAL,EXCITER GENERATOR	2,167		2,167		2,167	Yes
Duke Energy Carolinas	1	BUSHING,ELECTRICAL CONDUCTOR,15KV	731		731		731	Yes
Duke Energy Carolinas	2	BUSHING,ELECTRICAL CONDUCTOR,196KV	33,501		33,501		33,501	Yes
Duke Energy Carolinas	3	BUSHING,ELECTRICAL CONDUCTOR,VACUUM CIRC	2,105		2,105		2,105	Yes
Duke Energy Carolinas	6	BUSHING,UNIT S/N 296061	418		418		418	Yes
Duke Energy Carolinas	4	CABLE,SPLASH PROOF	692		692		692	Yes
Duke Energy Carolinas	1	CHASSIS,ELECTRONIC	5,290		5,290		5,290	Yes
Duke Energy Carolinas	6	CHEMICAL, WASTEWATER TREATMENT, LIQUID, 5 GAL	694		694		694	Yes
Duke Energy Carolinas	5	CHEMICAL,DENATURED ALCOHOL	168		168		168	Yes
Duke Energy Carolinas	1	COIL,ELECTRICAL,110/120VAC 50/60HZ	61		61		61	Yes
Duke Energy Carolinas	1	COLLAR,IMPELLER RELEASE	2,249		2,249		2,249	Yes
Duke Energy Carolinas	1	CONTROLLER,ELECTRONIC	1,227		1,227		1,227	Yes
Duke Energy Carolinas	3	CONVERTER,SIGNAL,FIBER MEDIA	573		573		573	Yes
Duke Energy Carolinas	50	DAMPER,VIBRATION,0.462"-0.563" COND	527		527		527	Yes
Duke Energy Carolinas	2	DEADEND,FITTING	284		284		284	Yes
Duke Energy Carolinas	5	DESICCANT,MOLECULAR SIEVE	515		515		515	Yes
Duke Energy Carolinas	1	DETECTOR,FIRE PROTECTION,725 DEG F	1,524		1,524		1,524	Yes
Duke Energy Carolinas	20000	DUCT,CORRUGATED INNER	15,984		15,984		15,984	Yes
Duke Energy Carolinas	12	ELEMENT,FILTER,LUBE OIL	1,628		1,628		1,628	Yes
Duke Energy Carolinas	4	ENCLOSURE,PAGE PARTY	1,980		1,980		1,980	Yes
Duke Energy Carolinas	1	FAN,TRANSFORMER COOLING	648		648		648	Yes
Duke Energy Carolinas	2	FILTER,PARTICULATE	124		124		124	Yes
Duke Energy Carolinas	2	FRAME,WINDSOCK	174		174		174	Yes
Duke Energy Carolinas	5	FUSE,TIME DELAY CURRENT LIMITING DUAL EL	154		154		154	Yes
Duke Energy Carolinas	9	HOLDER,BRUSH	1,136		1,136		1,136	Yes
Duke Energy Carolinas	2	HOLDER,NEST	1,235		1,235		1,235	Yes
Duke Energy Carolinas	2	HOSE,BEARING LIFT	311		311		311	Yes
Duke Energy Carolinas	12	INSERT,THREADED,COARSE THD	73		73		73	Yes
Duke Energy Carolinas	5	INSULATOR,STATION POST	1,030		1,030		1,030	Yes
Duke Energy Carolinas	3	INTERRUPTER,VERT BREAK	27,065		27,065		27,065	Yes
Duke Energy Carolinas	15	JUMPER,MULTIMODE FIBER OPTIC	273		273		273	Yes

Analysis of Diversification Activity
Assets or Rights Purchased From or Sold To Affiliates

Name of Affiliate	Qty	Description of Asset or Right	Cost / Orig. Cost	Accumulated Depreciation	Net Book Value	Fair Market Value *	Sales Price	Title Passed Yes / No
Duke Energy Carolinas	1	KIT,BEARING & SEAL	1,229		1,229		1,229	Yes
Duke Energy Carolinas	1	KIT,CONTROL SEAL	491		491		491	Yes
Duke Energy Carolinas	1	KIT,PACKING	101		101		101	Yes
Duke Energy Carolinas	3	KIT,SERVICE CONVERSION	702		702		702	Yes
Duke Energy Carolinas	1301	LIGHT,LED FIXTURE	289,721		289,721		289,721	Yes
Duke Energy Carolinas	1	LUBRICANT,ENVIRONMENTALLY SAFE SYNTHETIC	244		244		244	Yes
Duke Energy Carolinas	2	MECHANISM,MOTOR OPERATING	8,964		8,964		8,964	Yes
Duke Energy Carolinas	2	MODULE,ANALOG OUTPUT CARD	3,447		3,447		3,447	Yes
Duke Energy Carolinas	1	MODULE,LOAD CELL	1,918		1,918		1,918	Yes
Duke Energy Carolinas	1	MOTOR,ELECTRIC, AC,1/2 HP	302		302		302	Yes
Duke Energy Carolinas	1	MOTOR,VALVE ACTUATOR,460VAC	666		666		666	Yes
Duke Energy Carolinas	10	NOZZLE,DUAL FUEL	378,361		378,361		378,361	Yes
Duke Energy Carolinas	3	OPERATOR,WORM GEAR	1,918		1,918		1,918	Yes
Duke Energy Carolinas	3	PANEL,CONTROL,REGULATOR	9,324		9,324		9,324	Yes
Duke Energy Carolinas	2	PICK-UP,VELOMITOR	992		992		992	Yes
Duke Energy Carolinas	15	PLUG,FUSE	237		237		237	Yes
Duke Energy Carolinas	1	PROBE,PROXIMITY,8MM TIP DIA	218		218		218	Yes
Duke Energy Carolinas	1	PROXIMITOR,200 MV/MIL SCALE	334		334		334	Yes
Duke Energy Carolinas	1	PUMP,CENTRIFUGAL,3" INLET	3,683		3,683		3,683	Yes
Duke Energy Carolinas	1	RELAY,125VDC POWER SUPPLY/CONTROL	4,748		4,748		4,748	Yes
Duke Energy Carolinas	1	RELAY,AUXILIARY CONTROL	616		616		616	Yes
Duke Energy Carolinas	1	RELAY,INSTANTANEOUS CONTROL	96		96		96	Yes
Duke Energy Carolinas	1	ROD,FLAME	173		173		173	Yes
Duke Energy Carolinas	28	ROUTER,AC POWER	90,356		90,356		90,356	Yes
Duke Energy Carolinas	4	SENSOR,COMBUSTIBLE GAS CATALYTIC	2,148		2,148		2,148	Yes
Duke Energy Carolinas	2	SENSOR,PH/ORP	1,506		1,506		1,506	Yes
Duke Energy Carolinas	1	SENSOR,THERMAL	1,340		1,340		1,340	Yes
Duke Energy Carolinas	3	SHIELD,HOUSE SIDE	53		53		53	Yes
Duke Energy Carolinas	2	SOLENOID,CLOSE/TRIP	391		391		391	Yes
Duke Energy Carolinas	2	SOLENOID,VALVE	874		874		874	Yes
Duke Energy Carolinas	4	SPACER,COLLECTOR BRUSH RIGGING	103		103		103	Yes
Duke Energy Carolinas	2	STARTER,ELECTRIC MOTOR,COMBINATION	457		457		457	Yes
Duke Energy Carolinas	3	STARTER,ELECTRIC MOTOR,REVERSING	914		914		914	Yes
Duke Energy Carolinas	2	SUPPORT,VERT	1,427		1,427		1,427	Yes
Duke Energy Carolinas	2	SWITCH,GO	620		620		620	Yes
Duke Energy Carolinas	1	SWITCH,LIMIT,600V 10A	356		356		356	Yes
Duke Energy Carolinas	3	SWITCH,MOTOR LIMIT & LATCH CHECK	195		195		195	Yes
Duke Energy Carolinas	1	SWITCH,PLUGGED CHUTE POWER PAK	352		352		352	Yes
Duke Energy Carolinas	11	TRANSDUCER,HALL EFFECT	4,290		4,290		4,290	Yes
Duke Energy Carolinas	1	TRANSFORMER,INSTRUMENT,CURRENT	508		508		508	Yes
Duke Energy Carolinas	48	TRANSFORMER,PAD MOUNT,25KVA	136,034		136,034		136,034	Yes
Duke Energy Carolinas	2	TRANSFORMER,PAD MOUNT,3000KVA	162,284		162,284		162,284	Yes
Duke Energy Carolinas	1	VALVE,CONTROL	8,796		8,796		8,796	Yes
Duke Energy Carolinas	1	VALVE,GLOBE,2"	1,400		1,400		1,400	Yes
Duke Energy Carolinas	1	VALVE,MANIFOLD	43,400		43,400		43,400	Yes
Duke Energy Carolinas	1	VALVE,REGULATING	631		631		631	Yes
Duke Energy Carolinas	3	VALVE,RELIEF,POP ACTION	6,044		6,044		6,044	Yes
Duke Energy Carolinas	1	VALVE,SERVO CONTROL	14,501		14,501		14,501	Yes
Duke Energy Carolinas	3	VALVE,SOLENOID,1/2" PIPE	1,807		1,807		1,807	Yes
Duke Energy Carolinas	1	VALVE,SOLENOID,1-1/2" PIPE	201		201		201	Yes
Duke Energy Carolinas	1	VALVE,STOP	12,905		12,905		12,905	Yes
Duke Energy Carolinas	1	VALVE,THERMAL CONTROL	901		901		901	Yes
Duke Energy Carolinas	400	WIRE/CABLE,ELECTRICAL, THHN/THWN, 1 CONDUCTO	420		420		420	Yes
Duke Energy Carolinas	12146	WIRE/CABLE,ELECTRICAL,DRAKE	27,814		27,814		27,814	Yes
Duke Energy Carolinas	1000	WIRE/CABLE,ELECTRICAL,POWER	2,226		2,226		2,226	Yes
Duke Energy Indiana	1	ACTUATOR,VBV USED ON THE LM6000 PC SPRIN	6,054		6,054		6,054	Yes
Duke Energy Indiana	69	ANODE,MAGNESIUM ALLOY	25,946		25,946		25,946	Yes
Duke Energy Indiana	512	ARRESTER,ELECTRICAL,METAL OXIDE	24,508		24,508		24,508	Yes
Duke Energy Indiana	4	ATTACHMENT,LIGHTING	1,044		1,044		1,044	Yes
Duke Energy Indiana	1	BOARD,PRINTED CIRCUIT,MOTHER, SO2 ANALYZ	455		455		455	Yes
Duke Energy Indiana	13	BOLT,COVER PLATE	5,382		5,382		5,382	Yes
Duke Energy Indiana	1	BOLT,CUTWATER	1,126		1,126		1,126	Yes
Duke Energy Indiana	150	BOLT,MACHINE,5/8" DIA	1,313		1,313		1,313	Yes
Duke Energy Indiana	3	BRACKET,LIGHTING SPOKE	1,392		1,392		1,392	Yes
Duke Energy Indiana	50	BRACKET,TERMINATION	1,468		1,468		1,468	Yes
Duke Energy Indiana	2	BUSHING,ELECTRICAL CONDUCTOR,69KV	7,602		7,602		7,602	Yes
Duke Energy Indiana	1	CAGE,VALVE,CONTROL	1,683		1,683		1,683	Yes
Duke Energy Indiana	200	CLAMP,SUSPENSION,0.8"-1.39" CONDUCTOR	6,023		6,023		6,023	Yes
Duke Energy Indiana	870	CLEVIS,Y, 90 DEG EYE	10,115		10,115		10,115	Yes
Duke Energy Indiana	2	COIL,ELECTRICAL,CLOSING	990		990		990	Yes
Duke Energy Indiana	6	CUTOFF,FUSE,NON-LOADBREAK	325		325		325	Yes
Duke Energy Indiana	1	DEFLECTOR,INNER OIL	6,334		6,334		6,334	Yes
Duke Energy Indiana	1	DEFLECTOR,OUTER OIL	6,176		6,176		6,176	Yes
Duke Energy Indiana	2	DISC,VALVE,SAFETY RELIEF	4,448		4,448		4,448	Yes
Duke Energy Indiana	2	ELECTRODE,CELL, REFERENCE	596		596		596	Yes
Duke Energy Indiana	2	FILTER,COALESCING	786		786		786	Yes
Duke Energy Indiana	8	FILTER,FUEL,FUEL, OIL	1,497		1,497		1,497	Yes
Duke Energy Indiana	3	FUSE,CURRENT LIMITING	228		228		228	Yes
Duke Energy Indiana	1	GASKET,DOOR MANHOLE	11		11		11	Yes
Duke Energy Indiana	20	GASKET,FLANGE, NON-SPIRAL,1-1/2" PIPE	460		460		460	Yes
Duke Energy Indiana	2	GASKET,PRESSURE	2,236		2,236		2,236	Yes

Analysis of Diversification Activity
Assets or Rights Purchased From or Sold To Affiliates

Name of Affiliate	Qty	Description of Asset or Right	Cost / Orig. Cost	Accumulated Depreciation	Net Book Value	Fair Market Value *	Sales Price	Title Passed Yes / No
Duke Energy Indiana	1	GASKET, SPIRAL WOUND, 2500 LB	96		96		96	Yes
Duke Energy Indiana	2	GASKET, SPIRAL WOUND, 8" PIPE	49		49		49	Yes
Duke Energy Indiana	1	HOSE, FLEXIBLE METAL	423		423		423	Yes
Duke Energy Indiana	4	KIT, BUS BAR REPLACEMENT	3,399		3,399		3,399	Yes
Duke Energy Indiana	100	KIT, ELBOW	45,078		45,078		45,078	Yes
Duke Energy Indiana	1	KIT, GASKET	110		110		110	Yes
Duke Energy Indiana	6	KIT, REBUILD	2,251		2,251		2,251	Yes
Duke Energy Indiana	1	KIT, TERMINATION, HIGH V	108		108		108	Yes
Duke Energy Indiana	2	LABEL, SELF ADHESIVE	105		105		105	Yes
Duke Energy Indiana	48	LAMP, HID, MULTI-VAPOR, METAL HALIDE	667		667		667	Yes
Duke Energy Indiana	565	LIGHT, LED FIXTURE	97,311		97,311		97,311	Yes
Duke Energy Indiana	188	MARKER, PRESSURE SENSITIVE POLE	414		414		414	Yes
Duke Energy Indiana	1	MODULE, INTERFACE	2,065		2,065		2,065	Yes
Duke Energy Indiana	2	O-RING, FILTER COVER	659		659		659	Yes
Duke Energy Indiana	2	O-RING, MANIFOLD	1		1		1	Yes
Duke Energy Indiana	25	PAINT, GALVANIZING	225		225		225	Yes
Duke Energy Indiana	2	PIN, ADJUSTABLE	586		586		586	Yes
Duke Energy Indiana	48	PLATE, LOCK	902		902		902	Yes
Duke Energy Indiana	1	PLUG, VALVE, GLOBE	366		366		366	Yes
Duke Energy Indiana	1	POLE, POWER, 140' LG	34,924		34,924		34,924	Yes
Duke Energy Indiana	1	POLE, POWER, DISTRIBUTION	296		296		296	Yes
Duke Energy Indiana	1	POLE, STREET	1,786		1,786		1,786	Yes
Duke Energy Indiana	2	PROBE, ELECTRODE	297		297		297	Yes
Duke Energy Indiana	4	PROBE, RADIO FREQUENCY POINT LEVEL	4,221		4,221		4,221	Yes
Duke Energy Indiana	7	RECLOSER, ELECTRONIC	287,469		287,469		287,469	Yes
Duke Energy Indiana	208	RECLOSER, VACUUM	748,095		748,095		748,095	Yes
Duke Energy Indiana	1	RELAY, DIG BREAKER FAIL	3,332		3,332		3,332	Yes
Duke Energy Indiana	1	RING, INTAKE JOINT	97		97		97	Yes
Duke Energy Indiana	2	RING, SPACER, 10.182" X 0.125"	875		875		875	Yes
Duke Energy Indiana	1	SCREW, LOCK, F/ 6" VALVE (1785WD-5-S-500-F3-WSC-M)	40		40		40	Yes
Duke Energy Indiana	1	SEAL, LABYRINTH	238		238		238	Yes
Duke Energy Indiana	2	SEAL, OIL, BEARING	5,198		5,198		5,198	Yes
Duke Energy Indiana	15	SPACER, ELECTRICAL CABLE, (2) 795 MCM DIA	753		753		753	Yes
Duke Energy Indiana	1	STEM, VALVE, SAFETY RELIEF	4,053		4,053		4,053	Yes
Duke Energy Indiana	8	STUD, MECHANICAL SEAL	324		324		324	Yes
Duke Energy Indiana	4	STUD, THROAT BUSH	140		140		140	Yes
Duke Energy Indiana	60	SWITCH, CAPACITOR	77,622		77,622		77,622	Yes
Duke Energy Indiana	1	SWITCH, PRESSURE, 0-60 PSIG	477		477		477	Yes
Duke Energy Indiana	6	TAPE, ELECTRICAL, SELF FUSING	320		320		320	Yes
Duke Energy Indiana	4	THERMOCOUPLE, 18.04" LG	2,934		2,934		2,934	Yes
Duke Energy Indiana	75	TIE, CABLE, 1-3/4" TO 4-3/4" DIA RANGE	2,531		2,531		2,531	Yes
Duke Energy Indiana	3	TRANSFORMER, INSTRUMENT, CURRENT	1,050		1,050		1,050	Yes
Duke Energy Indiana	1	TRANSFORMER, OVERHEAD, CONVENTIONAL	988		988		988	Yes
Duke Energy Indiana	72	TRANSFORMER, PAD MOUNT, 25KVA	204,052		204,052		204,052	Yes
Duke Energy Indiana	2	TRANSFORMER, STATION SERVICE	95,618		95,618		95,618	Yes
Duke Energy Indiana	1	TRANSMITTER, DEWPOINT	4,194		4,194		4,194	Yes
Duke Energy Indiana	1	TRANSMITTER, PRESSURE, 0-200" WC, 200 PSIG	3,029		3,029		3,029	Yes
Duke Energy Indiana	1	TRAP, STEAM, CONDENSATE DRAIN	422		422		422	Yes
Duke Energy Indiana	1	TUBE, SOOT BLOWER	439		439		439	Yes
Duke Energy Indiana	1	VALVE, SERVO	7,331		7,331		7,331	Yes
Duke Energy Indiana	1	VALVE, SPOOL, 1/4" NPT PIPE	146		146		146	Yes
Duke Energy Indiana	204	WASHER, FLAT, 1" NOM	65		65		65	Yes
Duke Energy Indiana	10	WIRE/CABLE, ELECTRICAL, BARE, SOL SD	7		7		7	Yes
Duke Energy Kentucky	15	AGENT, FIRE FIGHTING ENCAPSULATING	2,511		2,511		2,511	Yes
Duke Energy Kentucky	1	BLOCK, COUPLING	6,912		6,912		6,912	Yes
Duke Energy Kentucky	1	SWITCH, SELECTOR, 600VAC	68		68		68	Yes
Duke Energy Ohio - RU	275	ARRESTER, ELECTRICAL, DISTRIBUTION	15,271		15,271		15,271	Yes
Duke Energy Ohio - RU	384	ARRESTER, ELECTRICAL, METAL OXIDE	18,860		18,860		18,860	Yes
Duke Energy Ohio - RU	128	ARRESTER, ELECTRICAL, SURGE	6,682		6,682		6,682	Yes
Duke Energy Ohio - RU	14	ATTACHMENT, LIGHTING	4,382		4,382		4,382	Yes
Duke Energy Ohio - RU	3	BAND, POLE, 30" DIA	1,107		1,107		1,107	Yes
Duke Energy Ohio - RU	160	BOLT, MACHINE, 5/8" DIA	825		825		825	Yes
Duke Energy Ohio - RU	8	BRACKET, LIGHTING SPOKE	3,712		3,712		3,712	Yes
Duke Energy Ohio - RU	5	BRACKET, POLE BAND ASSY	666		666		666	Yes
Duke Energy Ohio - RU	3	CLAMP, POST INSULATING, BUS SUPPORT	256		256		256	Yes
Duke Energy Ohio - RU	6	CLAMP, POST INSULATING, CABLE BUS SUPPORT	603		603		603	Yes
Duke Energy Ohio - RU	16	CLAMP, SUSPENSION, 0.7"-1.06" CONDUCTOR	119		119		119	Yes
Duke Energy Ohio - RU	120	CLEVIS, Y, 90 DEG EYE	1,299		1,299		1,299	Yes
Duke Energy Ohio - RU	1	CORD, CONTROL	86		86		86	Yes
Duke Energy Ohio - RU	1	DEADEND, PREFORMED	50		50		50	Yes
Duke Energy Ohio - RU	4	FUSE, CAPACITOR	180		180		180	Yes
Duke Energy Ohio - RU	424	FUSE, CURRENT LIMITING	26,288		26,288		26,288	Yes
Duke Energy Ohio - RU	5	KIT, SERVICE CONVERSION	1,255		1,255		1,255	Yes
Duke Energy Ohio - RU	216	LAMP, HID, HPR SODIUM	2,385		2,385		2,385	Yes
Duke Energy Ohio - RU	158	LIGHT, LED FIXTURE	33,591		33,591		33,591	Yes
Duke Energy Ohio - RU	1	POLE, POWER, 140' LG	34,924		34,924		34,924	Yes
Duke Energy Ohio - RU	1	RECLOSER, ELECTRONIC	17,684		17,684		17,684	Yes
Duke Energy Ohio - RU	30	SENSOR, VOLTAGE	25,626		25,626		25,626	Yes
Duke Energy Ohio - RU	20	SHIELD, HOUSE SIDE	402		402		402	Yes
Duke Energy Ohio - RU	2	SWITCH, 125VDC	3,254		3,254		3,254	Yes
Duke Energy Ohio - RU	30	SWITCH, CAPACITOR	38,411		38,411		38,411	Yes

Analysis of Diversification Activity
Assets or Rights Purchased From or Sold To Affiliates

Name of Affiliate	Qty	Description of Asset or Right	Cost / Orig. Cost	Accumulated Depreciation	Net Book Value	Fair Market Value *	Sales Price	Title Passed Yes / No
Duke Energy Ohio - RU	58	TIE, CABLE, 1-3/4" TO 4-3/4" DIA RANGE	1,111		1,111		1,111	Yes
Duke Energy Ohio - RU	1	TRANSFORMER, OVERHEAD, CONVENTIONAL	2,441		2,441		2,441	Yes
Duke Energy Ohio - RU	24	TRANSFORMER, PAD MOUNT, 25KVA	68,017		68,017		68,017	Yes
Duke Energy Ohio - RU	4030	WIRE/CABLE, ELECTRICAL, POWER	87,433		87,433		87,433	Yes
Duke Energy Progress	2	ARM, SUPPORT	1,334		1,334		1,334	Yes
Duke Energy Progress	12	ARRESTER, ELECTRICAL, SURGE	24,926		24,926		24,926	Yes
Duke Energy Progress	1	ASSEMBLY, GRID & COVER	365		365		365	Yes
Duke Energy Progress	40	BAND, POLE, 30" DIA	11,203		11,203		11,203	Yes
Duke Energy Progress	20	BAND, POLE, ASSY, W/ 2 EYES-30K CAPACITY,	12,221		12,221		12,221	Yes
Duke Energy Progress	1	BEARING, PUMP	8,336		8,336		8,336	Yes
Duke Energy Progress	2	BEARING, TAKE-UP, ROLLER	926		926		926	Yes
Duke Energy Progress	19	BLADE, STATOR	5,344		5,344		5,344	Yes
Duke Energy Progress	1	BOARD, PRINTED CIRCUIT, AEAD, GRID FEEDBAC	447		447		447	Yes
Duke Energy Progress	2	BOARD, PRINTED CIRCUIT, CONTROL	1,417		1,417		1,417	Yes
Duke Energy Progress	2	BOARD, PRINTED CIRCUIT, MODULATOR	4,377		4,377		4,377	Yes
Duke Energy Progress	1	BOARD, PRINTED CIRCUIT, MOTHER	3,216		3,216		3,216	Yes
Duke Energy Progress	3	BOLT, CASING	222		222		222	Yes
Duke Energy Progress	100	BOLT, EYE, OVAL	890		890		890	Yes
Duke Energy Progress	7	BOLT, MANIFOLD	6		6		6	Yes
Duke Energy Progress	14	BOLT, STD	240		240		240	Yes
Duke Energy Progress	170	BOLT, TURBINE	590		590		590	Yes
Duke Energy Progress	1	BOOSTER, REGULATOR	9,310		9,310		9,310	Yes
Duke Energy Progress	12	BRACE, CROSS	570		570		570	Yes
Duke Energy Progress	6	BRACE, POLE, CROSS	1,076		1,076		1,076	Yes
Duke Energy Progress	65	BRACKET, COMBINATION	10,381		10,381		10,381	Yes
Duke Energy Progress	18	BRACKET, PHOTO CELL	121		121		121	Yes
Duke Energy Progress	32	BRACKET, SGL SHEPHERDS CROOK	10,169		10,169		10,169	Yes
Duke Energy Progress	84	BRACKET, STREET LIGHT ADAPTER	5,561		5,561		5,561	Yes
Duke Energy Progress	1	BREAKER, CIRCUIT, POWER	37,744		37,744		37,744	Yes
Duke Energy Progress	4	BRUSH, WIRE, CABLE CLEANING	197		197		197	Yes
Duke Energy Progress	6	BUSHING, ELECTRICAL CONDUCTOR, 115KV	20,903		20,903		20,903	Yes
Duke Energy Progress	2	BUSHING, ELECTRICAL CONDUCTOR, 25KV	3,782		3,782		3,782	Yes
Duke Energy Progress	2	CABLE, HT TEMP	2,004		2,004		2,004	Yes
Duke Energy Progress	1	CABLE, THERMOCOUPLE	742		742		742	Yes
Duke Energy Progress	1	CAPACITOR, BANK, 1200KVAR	2,672		2,672		2,672	Yes
Duke Energy Progress	4	CAPACITOR, COUPLING VOLTAGE TRANSFORMER	19,915		19,915		19,915	Yes
Duke Energy Progress	400	CLAMP, GROUNDING, 4 AWG-300 CU CONDUCTOR	4,608		4,608		4,608	Yes
Duke Energy Progress	3	CLAMP, SUSPENSION, 0.7"-1.06" CONDUCTOR	22		22		22	Yes
Duke Energy Progress	24	CLAMP, SUSPENSION, 0.884"-1.196", 556.5-95	1,549		1,549		1,549	Yes
Duke Energy Progress	260	CLEVIS, Y, 90 DEG EYE	3,073		3,073		3,073	Yes
Duke Energy Progress	9	CONNECTOR, ELECTRICAL, TERMINAL, 10 AWG-35	1,196		1,196		1,196	Yes
Duke Energy Progress	17	CONNECTOR, ELECTRICAL, TERMINAL, TUBULAR	1,040		1,040		1,040	Yes
Duke Energy Progress	2	CORD, EXTENSION, 8M LG	556		556		556	Yes
Duke Energy Progress	5	COUNTER, MECHANISM	1,881		1,881		1,881	Yes
Duke Energy Progress	22	COVER, HANDHOLE	726		726		726	Yes
Duke Energy Progress	1	DETECTOR, RESISTANCE TEMPERATURE, 400 DEG F	87		87		87	Yes
Duke Energy Progress	1	DEVICE, POTENTIAL	5,700		5,700		5,700	Yes
Duke Energy Progress	2	ELEMENT, FILTER	352		352		352	Yes
Duke Energy Progress	4	ELEMENT, FILTER, 1" ID X 2-3/4" OD X 9-5/8	442		442		442	Yes
Duke Energy Progress	4	ELEMENT, FILTER, OIL	1,640		1,640		1,640	Yes
Duke Energy Progress	24	ELEMENT, FILTER, WATER INJECTION	2,143		2,143		2,143	Yes
Duke Energy Progress	3	ELEMENT, HEATER OVERLOAD	29		29		29	Yes
Duke Energy Progress	1	ENCLOSURE, 10" X 8" X 4"	172		172		172	Yes
Duke Energy Progress	20	FUSE, MIDGET	411		411		411	Yes
Duke Energy Progress	4	FUSE, POTENTIAL TRANSFORMER	276		276		276	Yes
Duke Energy Progress	6	GASKET, DRUM DOOR STEAM	2,120		2,120		2,120	Yes
Duke Energy Progress	20	GASKET, FLANGE, NON-SPIRAL, 1-1/2" PIPE	460		460		460	Yes
Duke Energy Progress	2	GASKET, FULL FACE, 150 LB	14		14		14	Yes
Duke Energy Progress	5	GASKET, NEOPRENE	25		25		25	Yes
Duke Energy Progress	2	GAUGE, LEVEL, LIQUID	1,095		1,095		1,095	Yes
Duke Energy Progress	5	GREASE, MULTI-PURPOSE	17		17		17	Yes
Duke Energy Progress	1	IMPELLER, PUMP, 6VCG HI-EFF	5,340		5,340		5,340	Yes
Duke Energy Progress	4	INDICATOR, FAULT, OVERHEAD LINE, 3.0A CURRENT R	804		804		804	Yes
Duke Energy Progress	1	INSERT, FRAME PLATE LINER	2,076		2,076		2,076	Yes
Duke Energy Progress	173	INSULATOR, HORZ LINE POST	64,213		64,213		64,213	Yes
Duke Energy Progress	75	INSULATOR, STATION POST	37,114		37,114		37,114	Yes
Duke Energy Progress	48	INSULATOR, SUSPENSION	6,163		6,163		6,163	Yes
Duke Energy Progress	5	KIT, RECEPTACLE	279		279		279	Yes
Duke Energy Progress	3	KIT, REPAIR	750		750		750	Yes
Duke Energy Progress	3	KIT, SERVICE CONVERSION	702		702		702	Yes
Duke Energy Progress	6	KIT, VALVE REPAIR	299		299		299	Yes
Duke Energy Progress	260	LAMP, HID, HPR SODIUM	2,456		2,456		2,456	Yes
Duke Energy Progress	2	LIGHT, INDICATING, 24V	24		24		24	Yes
Duke Energy Progress	1	LIGHT, LED	930		930		930	Yes
Duke Energy Progress	387	LIGHT, LED FIXTURE	139,633		139,633		139,633	Yes
Duke Energy Progress	3	LINER, COVER PLATE	441		441		441	Yes
Duke Energy Progress	47	LINK, EXTENSION, PI-EYE	685		685		685	Yes
Duke Energy Progress	28	LINK, FUSE, SOL, HIGH A OVERLOAD BAYONET F	1,574		1,574		1,574	Yes
Duke Energy Progress	2	MODULE, UNIVERSAL LED, 12-130VAC/DC 50/60HZ	168		168		168	Yes
Duke Energy Progress	2	MODULE, ELECTRONIS	3,676		3,676		3,676	Yes
Duke Energy Progress	11	NUT, HEX, 1-1/2" DIA	519		519		519	Yes

Analysis of Diversification Activity
Assets or Rights Purchased From or Sold To Affiliates

Name of Affiliate	Qty	Description of Asset or Right	Cost / Orig. Cost	Accumulated Depreciation	Net Book Value	Fair Market Value *	Sales Price	Title Passed Yes / No
Duke Energy Progress	4	O-RING,7/16" ID	3		3		3	Yes
Duke Energy Progress	1	PISTON,IGNITOR	702		702		702	Yes
Duke Energy Progress	100	PLATE,DEADEND TEE	2,819		2,819		2,819	Yes
Duke Energy Progress	6	PLATFORM,PERSONNEL WORK	22,902		22,902		22,902	Yes
Duke Energy Progress	1	POWER SUPPLY,FIELD CONTACT VOLTAGE	187		187		187	Yes
Duke Energy Progress	4	PROBE,ELECTRODE	5,728		5,728		5,728	Yes
Duke Energy Progress	2	PROBE,VIBRATION	456		456		456	Yes
Duke Energy Progress	1	RELAY,OVERLOAD,SOL STATE	389		389		389	Yes
Duke Energy Progress	1	ROD,IGNITOR	4,642		4,642		4,642	Yes
Duke Energy Progress	1	SENSOR,DOWNSTREAM	628		628		628	Yes
Duke Energy Progress	1	SENSOR,VELOMITOR EXTENDED APPLICATION	640		640		640	Yes
Duke Energy Progress	49	SHIELD,HOUSE SIDE	916		916		916	Yes
Duke Energy Progress	1	SPRING,SPARK PLUG	595		595		595	Yes
Duke Energy Progress	6	STUD,LINE POST INSULATOR	38		38		38	Yes
Duke Energy Progress	4	SUSPENSION,SGL ARMOR GRIP	210		210		210	Yes
Duke Energy Progress	2	SWITCH,ALARM	751		751		751	Yes
Duke Energy Progress	98	SWITCH,CAPACITOR	127,317		127,317		127,317	Yes
Duke Energy Progress	2	SWITCH,CUTOUT	154		154		154	Yes
Duke Energy Progress	3	SWITCH,DISCONNECT,INLINE	5,967		5,967		5,967	Yes
Duke Energy Progress	2	SWITCH,LIMIT,600VAC	178		178		178	Yes
Duke Energy Progress	1	SWITCH,LIMIT,DPDT	318		318		318	Yes
Duke Energy Progress	1	SWITCH,PRESSURE,1/2" NP	401		401		401	Yes
Duke Energy Progress	1	SWITCH,PUSHBUTTON,125VDC 800A	462		462		462	Yes
Duke Energy Progress	3	SWITCH,TEST	473		473		473	Yes
Duke Energy Progress	20	TAPE,ELECTRICAL,SELF FUSING	1,887		1,887		1,887	Yes
Duke Energy Progress	2	THERMOCOUPLE,FLASHBACK	472		472		472	Yes
Duke Energy Progress	2	THERMOCOUPLE,TURBINE TEMP/WHLSPEC STAGE-1	1,194		1,194		1,194	Yes
Duke Energy Progress	2	THERMOCOUPLE,WHLSPEC-STG 1 AFT OUT-1,STG	1,201		1,201		1,201	Yes
Duke Energy Progress	1	THERMOMETER,DIAL,0-120 DEG F	1,361		1,361		1,361	Yes
Duke Energy Progress	2	TRANSDUCER,FLOW MONITOR	5,117		5,117		5,117	Yes
Duke Energy Progress	3	TRANSFORMER,INSTRUMENT,CURRENT	18,498		18,498		18,498	Yes
Duke Energy Progress	1	TRANSFORMER,INSTRUMENT,POTENTIAL	1,350		1,350		1,350	Yes
Duke Energy Progress	1	TRANSMITTER,GAS DETECTOR	1,669		1,669		1,669	Yes
Duke Energy Progress	5	TURNBUCKLE,JAW & EYE ENDS	135		135		135	Yes
Duke Energy Progress	1	VALVE,BUTTERFLY,WAFER	698		698		698	Yes
Duke Energy Progress	3	VALVE,CHECK,1/2"	3,720		3,720		3,720	Yes
Duke Energy Progress	1	VALVE,COMPRESSED AIR DRAIN	1,041		1,041		1,041	Yes
Duke Energy Progress	1	VALVE,CONTROL	10,078		10,078		10,078	Yes
Duke Energy Progress	1	VALVE,GAS FUEL	6,220		6,220		6,220	Yes
Duke Energy Progress	2	VALVE,SOLENOID,1" PIPE	640		640		640	Yes
Duke Energy Progress	1	VALVE,SOLENOID,1/4" PIPE	612		612		612	Yes
Duke Energy Progress	1	VALVE,SOLENOID,125VDC	476		476		476	Yes
Duke Energy Progress	1	VALVE,WATER	9,221		9,221		9,221	Yes
Duke Energy Progress	6	WEIGHT,BALANCE	288		288		288	Yes
Duke Energy Progress	120000	WIRE,TIE	14,400		14,400		14,400	Yes
Duke Energy Progress	2000	WIRE/CABLE,ELECTRICAL, BARE,37 STR SD	10,340		10,340		10,340	Yes
Duke Energy Progress	100	WIRE/CABLE,ELECTRICAL, THHN/THWN, 1 CONDUCTOR	105		105		105	Yes
Duke Energy Progress	2000	WIRE/CABLE,ELECTRICAL,1 CONDUCTOR	10,274		10,274		10,274	Yes
Duke Energy Progress	1519	WIRE/CABLE,ELECTRICAL,19 CONDUCTOR	8,886		8,886		8,886	Yes
Duke Energy Progress	22186	WIRE/CABLE,ELECTRICAL,CONTROL	48,193		48,193		48,193	Yes
Duke Energy Progress	17022	WIRE/CABLE,ELECTRICAL,POWER	31,068		31,068		31,068	Yes
Duke Energy Progress	12000	WIRE/CABLE,ELECTRICAL,UNDERGROUND	39,038		39,038		39,038	Yes
TX Solar I LLC	2	CONTROL,RECLOSER	17,498		17,498	17,594	17,498	Yes
TX Solar I LLC	2	CORD,CONTROL	1,321		1,321	1,321	1,321	Yes
TX Solar I LLC	2	RECLOSER,ELECTRONIC CONTROLLED VACUUM IN	23,790		23,790	23,860	23,790	Yes
TOTAL			4,826,289		4,826,289	333,288	4,826,289	

* Transactions with regulated affiliates are priced at Net Book Value as agreed in the Intercompany Asset Transfer Agreement (IATA)

**Analysis of Diversification Activity
Employee Transfers**

**Company: Duke Energy Florida, LLC
For the Year Ended December 31, 2023**

List employees earning more than \$30,000 annually transferred to/from the utility to/from an affiliate company.				
Company Transferred From	Company Transferred To	Old Job Assignment	New Job Assignment	Transfer Permanent or Temporary and Duration
Duke Energy Florida, LLC	Duke Energy Carolinas, LLC	Business Services Spec I	Business Services Spec I	Permanent
Duke Energy Florida, LLC	Duke Energy Business Services, LLC	Principal Stakeholder Engagement Mgr	Principal Stakeholder Engagement Mgr	Permanent
Duke Energy Florida, LLC	Duke Energy Carolinas, LLC	Assoc Cust Care Specialist	Assoc Cust Care Specialist	Permanent
Duke Energy Florida, LLC	Duke Energy Carolinas, LLC	Bus & Tech Consultant	Bus & Tech Consultant	Permanent
Duke Energy Florida, LLC	Duke Energy Carolinas, LLC	Business Services Spec I	Business Services Spec I	Permanent
Duke Energy Carolinas, LLC	Duke Energy Florida, LLC	Senior Cust Care Specialist	Senior Cust Care Specialist	Permanent
Duke Energy Florida, LLC	Duke Energy Carolinas, LLC	Business Services Spec I Bilingual	Business Services Spec I Bilingual	Permanent
Duke Energy Florida, LLC	Duke Energy Carolinas, LLC	Senior Cust Care Specialist	Senior Cust Care Specialist	Permanent
Duke Energy Florida, LLC	Duke Energy Carolinas, LLC	Business Services Spec I	Business Services Spec I	Permanent
Duke Energy Florida, LLC	Duke Energy Carolinas, LLC	Senior Cust Care Specialist	Senior Cust Care Specialist	Permanent
Duke Energy Carolinas, LLC	Duke Energy Florida, LLC	Business Services Spec I	Business Services Spec I	Permanent
Duke Energy Carolinas, LLC	Duke Energy Florida, LLC	Assoc Cust Care Specialist	Assoc Cust Care Specialist	Permanent
Duke Energy Business Services, LLC	Duke Energy Florida, LLC	Lead Engineer	Lead Engineer	Permanent
Duke Energy Florida, LLC	Duke Energy Carolinas, LLC	Principal Proj Controls Spec	Principal Proj Controls Spec	Permanent
Duke Energy Florida, LLC	Duke Energy Carolinas, LLC	Sr Engineering Technologist	Sr Engineering Technologist	Permanent
Duke Energy Indiana, LLC	Duke Energy Florida, LLC	Line Apprentice	Line Apprentice	Permanent
Duke Energy Florida, LLC	Duke Energy Carolinas, LLC	Supv Customer Experience	Supv Customer Experience	Permanent
Duke Energy Carolinas, LLC	Duke Energy Florida, LLC	Bus & Tech Consultant	Bus & Tech Consultant	Permanent
Duke Energy Business Services, LLC	Duke Energy Florida, LLC	Supv Energy Efficiency Svcs	Supv Energy Efficiency Svcs	Permanent
Duke Energy Florida, LLC	Duke Energy Carolinas, LLC	Business Services Spec I	Business Services Spec I	Permanent
Duke Energy Business Services, LLC	Duke Energy Florida, LLC	Program Support Assistant II	Program Support Assistant II	Permanent
Duke Energy Florida, LLC	Duke Energy Progress, LLC	Engineering Technologist III	Engineering Technologist III	Permanent
Duke Energy Florida, LLC	Duke Energy Business Services, LLC	CD Technical Skills Spec	CD Technical Skills Spec	Permanent
Duke Energy Carolinas, LLC	Duke Energy Florida, LLC	Sr Admin Spec	Engineering Design Associate	Permanent
Duke Energy Florida, LLC	Duke Energy Business Services, LLC	Sr Solution Developer	Sr Solution Developer	Permanent
Duke Energy Carolinas, LLC	Duke Energy Florida, LLC	Dir, Stakeholder Engagement	Dir, Stakeholder Engagement	Permanent
Duke Energy Florida, LLC	Duke Energy Carolinas, LLC	Senior Cust Care Specialist	Senior Cust Care Specialist	Permanent
Duke Energy Florida, LLC	Duke Energy Carolinas, LLC	Lead Business Services Spec	Lead Business Services Spec	Permanent
Duke Energy Florida, LLC	Duke Energy Carolinas, LLC	Business Services Spec I	Business Services Spec I	Permanent
Duke Energy Florida, LLC	Duke Energy Carolinas, LLC	Business Services Spec I	Business Services Spec I	Permanent
Duke Energy Carolinas, LLC	Duke Energy Florida, LLC	Business Services Spec I	Business Services Spec I	Permanent
Duke Energy Carolinas, LLC	Duke Energy Florida, LLC	Business Services Spec I	Business Services Spec I	Permanent
Duke Energy Florida, LLC	Duke Energy Carolinas, LLC	Business Services Spec I	Business Services Spec I	Permanent
Duke Energy Business Services, LLC	Duke Energy Florida, LLC	Line Technician	Line Technician	Permanent
Duke Energy Carolinas, LLC	Duke Energy Florida, LLC	Initiative Mgmt Mgr	Developmental Assignment	Permanent
Duke Energy Florida, LLC	Duke Energy Carolinas, LLC	Project Manager II	Principal Bus & Tech Consultant	Permanent
Duke Energy Florida, LLC	Duke Energy Business Services, LLC	Supv CD Operations	Supv CD Operations	Permanent
Duke Energy Carolinas, LLC	Duke Energy Florida, LLC	Assoc Cust Care Spec Bilingual	Assoc Cust Care Spec Bilingual	Permanent
Duke Energy Florida, LLC	Duke Energy Business Services, LLC	Line Apprentice	Line Apprentice	Permanent
Duke Energy Florida, LLC	Duke Energy Business Services, LLC	Program Performance Mgr	Program Performance Mgr	Permanent
Duke Energy Carolinas, LLC	Duke Energy Florida, LLC	Sr Stakeholder Engagement Mgr	Sr Stakeholder Engagement Mgr	Permanent
Duke Energy Florida, LLC	Duke Energy Business Services, LLC	Lead H&S Professional	Lead Health & Safety Spc	Permanent
Duke Energy Florida, LLC	Duke Energy Carolinas, LLC	CCO Quality Analyst	CCO Quality Analyst	Permanent
Duke Energy Florida, LLC	Duke Energy Carolinas, LLC	Business Services Spec I	Business Services Spec I	Permanent
Duke Energy Florida, LLC	Duke Energy Business Services, LLC	Service Coordinator	Service Coordinator	Permanent
Duke Energy Business Services, LLC	Duke Energy Florida, LLC	Revenue Services Specialist I	Revenue Services Specialist I	Permanent
Duke Energy Florida, LLC	Duke Energy Carolinas, LLC	Business Services Spec I	Business Services Spec I	Permanent
Duke Energy Florida, LLC	Duke Energy Carolinas, LLC	Business Services Spec I	Business Services Spec I	Permanent
Duke Energy Florida, LLC	Duke Energy Carolinas, LLC	Senior Cust Care Specialist	Senior Cust Care Specialist	Permanent
Duke Energy Carolinas, LLC	Duke Energy Florida, LLC	Assoc Cust Care Specialist	Assoc Cust Care Specialist	Permanent
Duke Energy Carolinas, LLC	Duke Energy Florida, LLC	Sr Bus & Tech Consultant	Sr Bus & Tech Consultant	Permanent
Duke Energy Business Services, LLC	Duke Energy Florida, LLC	Line Apprentice	Line Apprentice	Permanent
Duke Energy Florida, LLC	Duke Energy Carolinas, LLC	Products & Services Mgr	Products & Services Mgr	Permanent
Duke Energy Florida, LLC	Duke Energy Carolinas, LLC	Business Services Spec I	Business Services Spec I	Permanent
Duke Energy Carolinas, LLC	Duke Energy Florida, LLC	Assoc Cust Care Specialist	Assoc Cust Care Specialist	Permanent
Duke Energy Florida, LLC	Duke Energy Carolinas, LLC	Senior Cust Care Specialist	Senior Cust Care Specialist	Permanent
Duke Energy Florida, LLC	Duke Energy Carolinas, LLC	Business Services Spec II	Business Services Spec II	Permanent
Duke Energy Carolinas, LLC	Duke Energy Florida, LLC	Assoc Cust Care Specialist	Assoc Cust Care Specialist	Permanent
Duke Energy Business Services, LLC	Duke Energy Florida, LLC	Contractor Specialist	Contractor Specialist	Permanent
Duke Energy Florida, LLC	Duke Energy Carolinas, LLC	Sr Bus & Tech Consultant	Sr Bus & Tech Consultant	Permanent
Duke Energy Carolinas, LLC	Duke Energy Florida, LLC	Electrician Appren Substa Cons	Electrician Appren Substa Cons	Permanent
Duke Energy Business Services, LLC	Duke Energy Florida, LLC	Line Apprentice	Line Apprentice	Permanent
Duke Energy Florida, LLC	Duke Energy Carolinas, LLC	Lead Vendor Analyst	Lead Vendor Analyst	Permanent
Duke Energy Florida, LLC	Duke Energy Business Services, LLC	Supv Customer Experience	Supv Customer Experience	Permanent
Duke Energy Florida, LLC	Duke Energy Carolinas, LLC	Senior Cust Care Specialist	Senior Cust Care Specialist	Permanent
Duke Energy Florida, LLC	Duke Energy Carolinas, LLC	Business Services Spec I	Business Services Spec I	Permanent
Duke Energy Florida, LLC	Duke Energy Carolinas, LLC	Business Services Spec I	Business Services Spec I	Permanent
Duke Energy Florida, LLC	Duke Energy Carolinas, LLC	Senior Cust Care Specialist	Senior Cust Care Specialist	Permanent

Company Transferred From	Company Transferred To	Old Job Assignment	New Job Assignment	Transfer Permanent or Temporary and Duration
Duke Energy Florida, LLC	Duke Energy Carolinas, LLC	Lead Business Services Spec	Lead Business Services Spec	Permanent
Duke Energy Florida, LLC	Duke Energy Business Services, LLC	Sr Compliance Analyst	Sr Compliance Analyst	Permanent
Duke Energy Carolinas, LLC	Duke Energy Florida, LLC	Lead System Ops Tech Trainer	Lead System Ops Tech Trainer	Permanent
Duke Energy Florida, LLC	Duke Energy Carolinas, LLC	Business Services Spec I	Business Services Spec I	Permanent
Duke Energy Carolinas, LLC	Duke Energy Florida, LLC	Work Mgmt Spec I	Work Mgmt Spec I	Permanent
Duke Energy Carolinas, LLC	Duke Energy Florida, LLC	Electrician Appren Substa Cons	Electrician Appren Substa Cons	Permanent
Duke Energy Florida, LLC	Duke Energy Business Services, LLC	Service Coordinator	Service Coordinator	Permanent
Duke Energy Florida, LLC	Duke Energy Business Services, LLC	Sr Products & Services Mgr	Sr Products & Services Mgr	Permanent
Duke Energy Florida, LLC	Duke Energy Business Services, LLC	Sr Revenue Analyst	Sr Revenue Analyst	Permanent
Duke Energy Florida, LLC	Duke Energy Business Services, LLC	Lead Compliance Analyst	Lead Compliance Analyst	Permanent
Duke Energy Florida, LLC	Duke Energy Carolinas, LLC	Senior Cust Care Specialist	Senior Cust Care Specialist	Permanent
Duke Energy Florida, LLC	Duke Energy Carolinas, LLC	Business Services Spec I	Business Services Spec I	Permanent
Duke Energy Business Services, LLC	Duke Energy Florida, LLC	Revenue Services Specialist I	Revenue Services Specialist I	Permanent
Duke Energy Carolinas, LLC	Duke Energy Florida, LLC	Assoc Cust Care Specialist	Assoc Cust Care Specialist	Permanent
Duke Energy Florida, LLC	Duke Energy Carolinas, LLC	Senior Cust Care Specialist	Senior Cust Care Specialist	Permanent
Duke Energy Carolinas, LLC	Duke Energy Florida, LLC	Business Services Spec I	Business Services Spec I	Permanent
Duke Energy Florida, LLC	Duke Energy Carolinas, LLC	Business Services Spec I	Business Services Spec I	Permanent
Duke Energy Business Services, LLC	Duke Energy Florida, LLC	Line Technician (SL)	Line Technician (SL)	Permanent
Duke Energy Florida, LLC	Duke Energy Carolinas, LLC	Senior Cust Care Specialist	Senior Cust Care Specialist	Permanent
Duke Energy Carolinas, LLC	Duke Energy Florida, LLC	Assoc Cust Care Specialist	Assoc Cust Care Specialist	Permanent
Duke Energy Carolinas, LLC	Duke Energy Florida, LLC	Mgr System Operations	Mgr System Operations	Permanent
Duke Energy Carolinas, LLC	Duke Energy Florida, LLC	Mgr II Work Management Construction	Mgr II Work Management Construction	Permanent
Duke Energy Business Services, LLC	Duke Energy Florida, LLC	Line Apprentice	Line Apprentice	Permanent
Duke Energy Florida, LLC	Duke Energy Business Services, LLC	Service Coordinator	Service Coordinator	Permanent
Duke Energy Florida, LLC	Duke Energy Business Services, LLC	Developmental Assignment	Developmental Assignment	Permanent
Duke Energy Florida, LLC	Duke Energy Carolinas, LLC	Business Services Spec I	Business Services Spec I	Permanent
Duke Energy Florida, LLC	Duke Energy Carolinas, LLC	Business Services Spec II	Business Services Spec II	Permanent
Duke Energy Florida, LLC	Duke Energy Carolinas, LLC	Business Services Spec I	Business Services Spec I	Permanent
Duke Energy Florida, LLC	Duke Energy Carolinas, LLC	Customer Care Specialist	Customer Care Specialist	Permanent
Duke Energy Carolinas, LLC	Duke Energy Florida, LLC	Sr Transmission Siting Mgr	Sr Transmission Siting Mgr	Permanent
Duke Energy Florida, LLC	Duke Energy Carolinas, LLC	Manager Project Controls	Mgr R&PM PC Governance & Oversight	Permanent
Duke Energy Carolinas, LLC	Duke Energy Florida, LLC	Mgr Transmission Engg	Mgr Transmission Engg	Permanent
Duke Energy Florida, LLC	Duke Energy Carolinas, LLC	Assoc Cust Care Specialist	Assoc Cust Care Specialist	Permanent
Duke Energy Florida, LLC	Duke Energy Business Services, LLC	Lead Compliance Analyst	Lead Compliance Analyst	Permanent
Duke Energy Florida, LLC	Duke Energy Business Services, LLC	Line Apprentice (SL)	Line Apprentice	Permanent
Duke Energy Indiana, LLC	Duke Energy Florida, LLC	Line Technician	Line Technician	Permanent
Duke Energy Florida, LLC	Duke Energy Business Services, LLC	Service Coordinator	Service Coordinator	Permanent
Duke Energy Florida, LLC	Duke Energy Business Services, LLC	Service Coordinator	Service Coordinator	Permanent
Duke Energy Florida, LLC	Duke Energy Business Services, LLC	Lead Engineering Technologist	Lead Engineering Technologist	Permanent
Duke Energy Florida, LLC	Duke Energy Carolinas, LLC	CCO Quality Analyst - Bilingual	CCO Quality Analyst - Bilingual	Permanent
Duke Energy Florida, LLC	Duke Energy Carolinas, LLC	Business Services Spec I	Business Services Spec I	Permanent
Duke Energy Carolinas, LLC	Duke Energy Florida, LLC	Business Services Spec I	Business Services Spec I	Permanent
Duke Energy Carolinas, LLC	Duke Energy Florida, LLC	Assoc Cust Care Specialist	Assoc Cust Care Specialist	Permanent
Duke Energy Florida, LLC	Duke Energy Carolinas, LLC	Business Services Spec II	Business Services Spec II	Permanent
Duke Energy Carolinas, LLC	Duke Energy Florida, LLC	Assoc Cust Care Specialist	Assoc Cust Care Specialist	Permanent
Duke Energy Progress, LLC	Duke Energy Florida, LLC	Sr Revenue Services Spec	Sr Revenue Services Spec	Permanent
Duke Energy Florida, LLC	Duke Energy Business Services, LLC	Lead Stakeholder Engagement Mgr	Lead Real Estate Rep	Permanent
Duke Energy Business Services, LLC	Duke Energy Florida, LLC	Line Apprentice	Line Apprentice	Permanent
Duke Energy Carolinas, LLC	Duke Energy Florida, LLC	Lead Engineer	Lead Engineer	Permanent
Duke Energy Florida, LLC	Duke Energy Business Services, LLC	CD Technical Skills Spec	CD Technical Skills Spec	Permanent
Duke Energy Florida, LLC	Duke Energy Carolinas, LLC	Engineer II	Engineer II	Permanent
Duke Energy Carolinas, LLC	Duke Energy Florida, LLC	Lead Compliance Analyst	Lead Compliance Analyst	Permanent
Duke Energy Business Services, LLC	Duke Energy Florida, LLC	Technical Trng Spc	Technical Trng Spc	Permanent
Duke Energy Business Services, LLC	Duke Energy Florida, LLC	Program Support Assistant I	Program Support Assistant I	Permanent
Duke Energy Business Services, LLC	Duke Energy Florida, LLC	Revenue Services Specialist I	Revenue Services Specialist I	Permanent
Duke Energy Florida, LLC	Duke Energy Carolinas, LLC	Senior Cust Care Specialist	Senior Cust Care Specialist	Permanent
Duke Energy Business Services, LLC	Duke Energy Florida, LLC	Revenue Services Specialist I	Revenue Services Specialist I	Permanent
Duke Energy Business Services, LLC	Duke Energy Florida, LLC	Line Technician	Line Technician	Permanent
Duke Energy Florida, LLC	Duke Energy Business Services, LLC	CD Technical Skills Spec	CD Technical Skills Spec	Permanent
Duke Energy Florida, LLC	Duke Energy Carolinas, LLC	Business Services Spec I	Business Services Spec I	Permanent
Duke Energy Carolinas, LLC	Duke Energy Florida, LLC	Transmission Work Mgmt Planner	Transmission Work Mgmt Planner	Permanent
Duke Energy Business Services, LLC	Duke Energy Florida, LLC	Program Support Assistant I	Program Support Assistant I	Permanent
Duke Energy Florida, LLC	Duke Energy Carolinas, LLC	Senior Cust Care Specialist	Senior Cust Care Specialist	Permanent
Duke Energy Florida, LLC	Duke Energy Carolinas, LLC	Business Services Spec I	Business Services Spec I	Permanent
Duke Energy Florida, LLC	Duke Energy Carolinas, LLC	Business Services Spec II	Business Services Spec II	Permanent
Duke Energy Florida, LLC	Duke Energy Carolinas, LLC	Business Services Spec I	Business Services Spec I	Permanent
Duke Energy Florida, LLC	Duke Energy Carolinas, LLC	Business Services Spec I	Business Services Spec I	Permanent
Duke Energy Carolinas, LLC	Duke Energy Florida, LLC	Assoc Cust Care Specialist	Assoc Cust Care Specialist	Permanent
Duke Energy Business Services, LLC	Duke Energy Florida, LLC	Line Technician	Line Technician	Permanent
Duke Energy Florida, LLC	Duke Energy Carolinas, LLC	Vendor Analyst	Vendor Analyst	Permanent
Duke Energy Business Services, LLC	Duke Energy Florida, LLC	Service Coordinator	Work Mgmt Spec II	Permanent
Duke Energy Florida, LLC	Duke Energy Business Services, LLC	CD Technical Skills Spec	CD Technical Skills Spec	Permanent
Duke Energy Business Services, LLC	Duke Energy Florida, LLC	Line Apprentice	Line Apprentice	Permanent
Duke Energy Florida, LLC	Duke Energy Carolinas, LLC	Business Services Spec I	Business Services Spec I	Permanent
Duke Energy Business Services, LLC	Duke Energy Florida, LLC	Sr Strategy & Collaboration Mgr	Sr Strategy & Collaboration Mgr	Permanent
Duke Energy Business Services, LLC	Duke Energy Florida, LLC	Line Apprentice	Line Apprentice	Permanent
Duke Energy Florida, LLC	Duke Energy Carolinas, LLC	Supv Customer Experience	Supv Customer Experience	Permanent
Duke Energy Carolinas, LLC	Duke Energy Florida, LLC	Project Manager II	Project Manager II	Permanent
Duke Energy Business Services, LLC	Duke Energy Florida, LLC	Supv RS Business Operations	Supv RS Business Operations	Permanent
Duke Energy Business Services, LLC	Duke Energy Florida, LLC	Service Coordinator	Service Coordinator	Permanent

Company Transferred From	Company Transferred To	Old Job Assignment	New Job Assignment	Transfer Permanent or Temporary and Duration
Duke Energy Business Services, LLC	Duke Energy Florida, LLC	Program Support Assistant I	Program Support Assistant I	Permanent
Duke Energy Florida, LLC	Duke Energy Carolinas, LLC	Business Services Spec II	Business Services Spec II	Permanent
Duke Energy Florida, LLC	Duke Energy Business Services, LLC	Business Services Spec I	Business Services Spec I	Permanent
Duke Energy Florida, LLC	Duke Energy Carolinas, LLC	Business Services Spec I	Business Services Spec I	Permanent
Duke Energy Florida, LLC	Duke Energy Carolinas, LLC	Business Services Spec I	Business Services Spec I	Permanent
Duke Energy Carolinas, LLC	Duke Energy Florida, LLC	Lead Customer Care Specialist	Lead Customer Care Specialist	Permanent
Duke Energy Florida, LLC	Duke Energy Carolinas, LLC	Business Services Spec I	Business Services Spec I	Permanent
Duke Energy Florida, LLC	Duke Energy Progress, LLC	Developmental Assignment Leader	Mgr I Prog Mgmt - Transmission	Permanent
Duke Energy Florida, LLC	Duke Energy Carolinas, LLC	Lighting Specialist	Contract Manager	Permanent
Duke Energy Florida, LLC	Duke Energy Carolinas, LLC	Mgr II System Operations	Mgr System Operations	Permanent
Duke Energy Carolinas, LLC	Duke Energy Florida, LLC	Business Services Spec I	Business Services Spec I	Permanent
Duke Energy Carolinas, LLC	Duke Energy Carolinas, LLC	Supv Customer Experience	Supv Customer Experience	Permanent
Duke Energy Florida, LLC	Duke Energy Carolinas, LLC	Lead Business Services Spec	Lead Business Services Spec	Permanent
Duke Energy Florida, LLC	Duke Energy Carolinas, LLC	CCO Quality Analyst	CCO Quality Analyst	Permanent
Duke Energy Florida, LLC	Duke Energy Progress, LLC	RS Channel Mgmt Coord	RS Channel Mgmt Coord	Permanent
Duke Energy Florida, LLC	Duke Energy Carolinas, LLC	Supv Customer Experience	Supv Customer Experience	Permanent
Duke Energy Florida, LLC	Duke Energy Carolinas, LLC	Business Services Spec II	Business Services Spec II	Permanent
Duke Energy Florida, LLC	Duke Energy Carolinas, LLC	Business Services Spec I	Business Services Spec I	Permanent
Duke Energy Carolinas, LLC	Duke Energy Florida, LLC	Senior Cust Care Specialist	Business Services Spec I	Permanent
Duke Energy Carolinas, LLC	Duke Energy Florida, LLC	Assoc Cust Care Specialist	Assoc Cust Care Specialist	Permanent
Duke Energy Florida, LLC	Duke Energy Carolinas, LLC	Senior Cust Care Specialist	Senior Cust Care Specialist	Permanent
Duke Energy Florida, LLC	Duke Energy Carolinas, LLC	Business Services Spec I	Senior Cust Care Specialist	Permanent
Duke Energy Florida, LLC	Duke Energy Carolinas, LLC	Business Services Spec II Bilingual	Business Services Spec II Bilingual	Permanent
Duke Energy Carolinas, LLC	Duke Energy Florida, LLC	Lead Transmission Siting Mgr	Lead Transmission Siting Mgr	Permanent
Duke Energy Carolinas, LLC	Duke Energy Florida, LLC	Resource Planner	Transmission Work Mgmt Planner	Permanent
Duke Energy Florida, LLC	Duke Energy Business Services, LLC	GM CD Asset Mgmt Governance	GM CD Asset Mgmt Governance	Permanent
Duke Energy Florida, LLC	Duke Energy Business Services, LLC	Sr Bus & Tech Consultant	Sr Bus & Tech Consultant	Permanent
Duke Energy Business Services, LLC	Duke Energy Florida, LLC	Line Apprentice	Line Apprentice	Permanent
Duke Energy Florida, LLC	Duke Energy Business Services, LLC	Senior Engineer	Senior Engineer	Permanent
Duke Energy Florida, LLC	Duke Energy Carolinas, LLC	Senior Cust Care Specialist	Senior Cust Care Specialist	Permanent
Duke Energy Carolinas, LLC	Duke Energy Florida, LLC	Senior Cust Care Specialist	Senior Cust Care Specialist	Permanent
Duke Energy Florida, LLC	Duke Energy Carolinas, LLC	Senior Cust Care Specialist	Senior Cust Care Specialist	Permanent
Duke Energy Florida, LLC	Duke Energy Carolinas, LLC	Business Services Spec I	Business Services Spec I	Permanent
Duke Energy Florida, LLC	Duke Energy Carolinas, LLC	Senior Cust Care Specialist	Senior Cust Care Specialist	Permanent
Duke Energy Florida, LLC	Duke Energy Carolinas, LLC	Business Services Spec I	Business Services Spec I	Permanent
Duke Energy Florida, LLC	Duke Energy Carolinas, LLC	Supv CD Operations	Supv CD Operations	Permanent
Duke Energy Carolinas, LLC	Duke Energy Business Services, LLC	Assoc Cust Care Specialist	Assoc Cust Care Specialist	Permanent
Duke Energy Florida, LLC	Duke Energy Florida, LLC	Business Services Spec I	Business Services Spec I	Permanent
Duke Energy Florida, LLC	Duke Energy Carolinas, LLC	Business Services Spec II	Business Services Spec II	Permanent
Duke Energy Progress, LLC	Duke Energy Florida, LLC	Lead System Ops Tech Trainer	Lead System Ops Tech Trainer	Permanent
Duke Energy Business Services, LLC	Duke Energy Florida, LLC	Lead Compliance Analyst	Lead Compliance Analyst	Permanent
Duke Energy Florida, LLC	Duke Energy Business Services, LLC	Mgr Workforce Development	Mgr Workforce Development	Permanent
Duke Energy Florida, LLC	Duke Energy Carolinas, LLC	Business Services Spec II	Business Services Spec II	Permanent
Duke Energy Florida, LLC	Duke Energy Business Services, LLC	Bus & Tech Consultant	Bus & Tech Consultant	Permanent
Duke Energy Carolinas, LLC	Duke Energy Florida, LLC	Engineer I	Engineer I	Permanent
Duke Energy Business Services, LLC	Duke Energy Florida, LLC	Supt Maintenance	Supt Maintenance	Permanent
Duke Energy Progress, LLC	Duke Energy Florida, LLC	RS Channel Mgmt Coord	RS Channel Mgmt Coord	Permanent
Duke Energy Business Services, LLC	Duke Energy Florida, LLC	Sr Revenue Services Spec	Sr Revenue Services Spec	Permanent
Duke Energy Florida, LLC	Duke Energy Carolinas, LLC	Supv Customer Experience	Supv Customer Experience	Permanent
Duke Energy Business Services, LLC	Duke Energy Florida, LLC	Mgr Res Accts Rec Ops	Mgr Res Accts Rec Ops	Permanent
Duke Energy Florida, LLC	Duke Energy Carolinas, LLC	Business Services Spec I	Business Services Spec I	Permanent
Duke Energy Carolinas, LLC	Duke Energy Florida, LLC	Assoc Cust Care Specialist	Assoc Cust Care Specialist	Permanent
Duke Energy Business Services, LLC	Duke Energy Florida, LLC	Business Services Spec I	Business Services Spec I	Permanent
Duke Energy Florida, LLC	Duke Energy Carolinas, LLC	Business Services Spec II	Business Services Spec II	Permanent
Duke Energy Progress, LLC	Duke Energy Florida, LLC	Mgr I Prog Mgmt - Transmission	Mgr I Prog Mgmt - Transmission	Permanent
Duke Energy Florida, LLC	Duke Energy Carolinas, LLC	Developmental Assignment	Lead Oper Excellence Spec	Permanent
Duke Energy Florida, LLC	Duke Energy Business Services, LLC	CD Technical Skills Spec	CD Technical Skills Spec	Permanent
Duke Energy Florida, LLC	Duke Energy Carolinas, LLC	Mgr Interconnection PPA&ActMgt	Mgr Interconnection PPA&ActMgt	Permanent
Duke Energy Carolinas, LLC	Duke Energy Florida, LLC	Line Apprentice 2 IBEW 962	Line Apprentice	Permanent
Duke Energy Florida, LLC	Duke Energy Indiana, LLC	Stakeholder Engagement Mgr	Stakeholder Engagement Mgr	Permanent
Duke Energy Florida, LLC	Duke Energy Business Services, LLC	Service Coordinator	Service Coordinator	Permanent
Duke Energy Carolinas, LLC	Duke Energy Florida, LLC	Assoc Cust Care Specialist	Assoc Cust Care Specialist	Permanent
Duke Energy Florida, LLC	Duke Energy Carolinas, LLC	Business Services Spec I	Business Services Spec I	Permanent
Duke Energy Florida, LLC	Duke Energy Carolinas, LLC	Business Services Spec I	Business Services Spec I	Permanent
Duke Energy Carolinas, LLC	Duke Energy Florida, LLC	Assoc Cust Care Specialist	Assoc Cust Care Specialist	Permanent
Duke Energy Florida, LLC	Duke Energy Carolinas, LLC	Business Services Spec II	Business Services Spec II	Permanent
Duke Energy Carolinas, LLC	Duke Energy Florida, LLC	Dir Trans Construction Mgmt	Dir Trans Construction Mgmt	Permanent

Analysis of Diversification Activity

Non-Tariffed Services and Products Provided by the Utility

Company: Duke Energy Florida, LLC

For the Year Ended December 31, 2023

Provide the following information regarding all non-tariffed services and products provided by the utility.		
Description of Product or Service (a)	Account No. (b)	Regulated or Non-regulated (c)
Appliance Repair and Replace Essential	0417310	Non-Regulated
Appliance Repair and Replace Premium	0417310	Non-Regulated
Duke Energy Connections	0417310	Non-Regulated
Heating and Cooling Repair	0417310	Non-Regulated
Heating and Cooling Repair Essential	0417310	Non-Regulated
High Voltage Services	0417310	Non-Regulated
Home Wiring Repair Essential	0417310	Non-Regulated
Home Wiring Repair Premium	0417310	Non-Regulated
Managed Services (Duke Energy – Energy Services owned generators, UPS systems, and HVAC systems)	0417310	Non-Regulated
Sewer Line Repair Essential	0417310	Non-Regulated
Sewer Line Repair Premium	0417310	Non-Regulated
Surge Protection	0417310	Non-Regulated
Surge Coverage and Grounding Essential	0417310	Non-Regulated
Surge Coverage and Grounding Enhanced	0417310	Non-Regulated
Surge Coverage and Grounding Premium	0417310	Non-Regulated
Surge Protection Added Coverage	0417310	Non-Regulated
Water Heater Repair Essential	0417310	Non-Regulated
Water Heater Repair Premium	0417310	Non-Regulated
Water Line Repair Essential	0417310	Non-Regulated
Water Line Repair Premium	0417310	Non-Regulated
Transmission and Distribution Services	0417310	Non-Regulated
Rent from Electric Properties	0454100	Regulated

Nonutility Property (Account 121)

Company: Duke Energy Florida, LLC
For the Year Ended as of December 31, 2023

1. Give a brief description and state the location of nonutility property included in Account 121.
2. Designate with a double asterisk any property which is leased to another company. State name of lessee and whether lessee is an associated company.
3. Furnish particulars (details) concerning sales, purchases, or transfers of nonutility property during the year.
4. List separately all property previously devoted to public service and give date of transfer to Account 121, Nonutility Property.
5. Minor items (5% of the balance at the end of the year, for Account 121 or \$100,000, whichever is less) may be grouped by (1) previously devoted to public service, or (2) other property nonutility property.

Description and Location	Balance at beginning of year	Purchases, Sales, Retirements, Transfers, etc.	Balance at end of year
<u>Previously Devoted to Public Service</u>			
Computers & Equipment for CR3 Offsite Training Facility - Citrus County, FL	434,294	-	434,294
Computers & Equipment for CR3 Simulator Building - Citrus County, FL	9,926,581	-	9,926,581
CR3 Offsite Training Facility - Citrus County, FL	2,702,185	-	2,702,185
CR3 Simulator Building - Citrus County, FL	3,246,591	-	3,246,591
Bartow-Anclose Pipeline Land - Pasco/Pinellas County, FL	235,425	-	235,425
Land - Marion County, FL	135,191	-	135,191
Turner Land - Volusia County, FL (1)	-	824,781	824,781
Minor Items Previously Devoted to Public Service	184,723	210,562	395,285
<u>Not Previously Devoted to Public Service</u>			
Land - Volusia County, FL	1,581,627	-	1,581,627
Generators on Customer's Premise - Seminole County, FL	1,847,264	106	1,847,370
Generators on Customer's Premise - Lake County, FL	616,318	-	616,318
Generators on Customer's Premise - Orange County, FL	314,179	-	314,179
Underground Distribution Materials - Pinellas County, FL	499,485	-	499,485
Minor Items Not Previously Devoted to Public Service	1,229,917	260,799	1,490,716
<u>Notes</u>			
(1) Land previously designated as future use to be sold/repurposed for non-generation use, transferred to Non-Utility 12/2023			
Totals	22,953,779	1,296,247	24,250,027

Number of Electric Department Employees

**Company: Duke Energy Florida, LLC
For the Year Ended December 31, 2023**

1. The data on number of employees should be reported for the payroll period ending nearest to October 31, or any payroll period ending 60 days before or after October 31.
2. If the respondent's payroll for the reporting period includes any special construction personnel, include such employees on line 3, and show the number of such special construction employees in a footnote.
3. The number of employees assignable to the electric department from joint functions of combination utilities may be determined by estimate, on the basis of employee equivalents. Show the estimated number of equivalent employees attributed to the electric department from joint functions.

1. Payroll Period Ended (Date)	12/31/2023
2. Total Regular Full-Time Employees	2969
3. Total Part-Time and Temporary Employees	40
4. Total Employees	3009

Details

Regular Part Time:	5
Temp Full Time:	33
Temp Part Time:	2
Total Part-Time and Temporary Employees:	40

Particulars Concerning Certain Income Deductions and Interest Charges Accounts

Company: Duke Energy Florida, LLC
For the Year Ended December 31, 2023

Report the information specified below, in the order given, for the respective income deduction and interest charge. Provide a subheading for each account and a total for the account. Additional columns may be added if deemed appropriate with respect to any account.

(a) Miscellaneous Amortization (Account 425) -- Describe the nature of items included in this account, the contra charged, the total of amortization charges for the year, and the period of amortization.

(b) Miscellaneous Income Deductions -- Report the nature, payee, and amount of other income deductions for the year required by Accounts 426.1, Donations; 426.2, Life Insurance; 426.3, Penalties; 426.4, Expenditures for Certain Civic and related Activities; and 426.5, Other Deductions, of the Uniform System of Accounts. Amounts of less than 5% of account total for the year (or \$1,000, whichever is greater) may be grouped by classes within the above accounts.

(c) Interest on Debt to Associated Companies (Account 430) -- For each associated company to which interest or advances were incurred during the year, indicate the amount and interest rate respectively for (a) advances on notes, (b) advances on accounts payable, (c) notes payable, (d) accounts payable, and (e) other debt, and total interest. Explain the nature of other interest was incurred during the year.

(d) Other Interest Expense (Account 431) -- Report particulars (details) including the amount and interest rate for charges incurred during the year.

Item	Amount
Account 425 - Miscellaneous Amortization	
Amort of Acquisition Adjustments, Contra Acct Charged to 0115000, and Period of Amortization is 360 Subtotal Accounts 0425013	778,707
Amort of Acquisition Adjustments, Contra Acct Charged to 0115000, and Period of Amortization is 456 Subtotal Accounts 0425000	9,984
Total Miscellaneous Amortization - Account 425	<u>788,692</u>
Account 426 - Other Income Deductions	
Donations	
Civic & Community Organizations	2,386,371
Culture & Art Organizations	99,250
Economic Development	35,000
Education Related Contributions	55,995
Educational Institutions & Charitable Organizations	496,390
Other - Corporate Sponsorships	992,437
Other - Chamber Sponsorships	179,654
Other - Sport Marketing	804
Other - Economic	5,000
Other - Supplier Diversity	33,682
Other	745,369
Subtotal Account 0426100	5,029,952
Investment in Company Owned Life Insurance	813,198
Subtotal Account 0426200	813,198
Penalties	87,004
Subtotal Account 0426300	87,004
Certain Civic, Political & Related Activities	4,106,244
Subtotal Account 0426400	4,106,244
Asset Impairments	(1,345,354)
Subtotal Accounts 0426551, 0426553	(1,345,354)
Other Deductions	3,848,084
Subtotal Accounts 0426510,0426508, 0426540, 0599023	3,848,084
Total Miscellaneous Income Deductions - Account 426	<u>12,539,129</u>
Account 430 - Interest of Debt to Associated Companies	
Money Pool (Avg Rate 5.067%) Subtotal Account 0430216	26,492,699
Total Interest on Debt to Associated Companies - Account 430	<u>26,492,699</u>
Account 431 - Other Interest Expense	
Other Interest Expense (0431000, 0431400, 0431550, 0431900)	7,427,662
Customer Deposits - Rate 2 to 3% per annum (0431921)	2,041,111
Clause Interest Income (0431900)	(52,731,387)
Interest on Capital Leases (0431900)	53,184
Total Other Interest Expense - Account 431	<u>(43,209,430)</u>



Deloitte & Touche LLP
650 South Tryon Street
Suite 1800
Charlotte, NC 28202
USA
Tel: +1 704 887 1500
www.deloitte.com

INDEPENDENT AUDITOR'S REPORT

To the Board of Directors of
Duke Energy Florida, LLC
Charlotte, North Carolina

Opinion

We have audited the financial statements of Duke Energy Florida, LLC (the "Company"), which comprise the balance sheet — regulatory basis as of December 31, 2023, and the related statements of income — regulatory basis, retained earnings — regulatory basis, and cash flows — regulatory basis for the year then ended, included on pages 110 through 123 of the accompanying Federal Energy Regulatory Commission Form 1, and the related notes to the financial statements (the "financial statements").

In our opinion, the accompanying financial statements present fairly, in all material respects, the assets, liabilities, and proprietary capital of the Company as of December 31, 2023, and the results of its operations and its cash flows for the year then ended in accordance with the accounting requirements of the Federal Energy Regulatory Commission as set forth in its applicable Uniform System of Accounts and published accounting releases.

Basis for Opinion

We conducted our audit in accordance with auditing standards generally accepted in the United States of America (GAAS). Our responsibilities under those standards are further described in the Auditor's Responsibilities for the Audit of the Financial Statements section of our report. We are required to be independent of the Company, and to meet our other ethical responsibilities, in accordance with the relevant ethical requirements relating to our audit. We believe that the audit evidence we have obtained is sufficient and appropriate to provide a basis for our audit opinion.

Emphasis of Matter — Basis of Accounting

As discussed in the opening paragraph of the notes to the financial statements, these financial statements were prepared in accordance with the accounting requirements of the Federal Energy Regulatory Commission as set forth in its applicable Uniform System of Accounts and published accounting releases, which is a basis of accounting other than accounting principles generally accepted in the United States of America. As a result, the financial statements may not be suitable for another purpose. Our opinion is not modified with respect to this matter.

Responsibilities of Management for the Financial Statements

Management is responsible for the preparation and fair presentation of the financial statements in accordance with the accounting requirements of the Federal Energy Regulatory Commission as set forth in its applicable Uniform System of Accounts and published accounting releases. Management is also responsible for the design, implementation, and maintenance of internal control relevant to the preparation and fair presentation of financial statements that are free from material misstatement, whether due to fraud or error.

In preparing the financial statements, management is required to evaluate whether there are conditions or events, considered in the aggregate, that raise substantial doubt about the Company's ability to continue as a going concern for one year after the date that the financial statements are available to be issued.

Auditor's Responsibilities for the Audit of the Financial Statements

Our objectives are to obtain reasonable assurance about whether the financial statements as a whole are free from material misstatement, whether due to fraud or error, and to issue an auditor's report that includes our opinion. Reasonable assurance is a high level of assurance but is not absolute assurance and therefore is not a guarantee that an audit conducted in accordance with GAAS will always detect a material misstatement when it exists. The risk of not detecting a material misstatement resulting from fraud is higher than for one resulting from error, as fraud may involve collusion, forgery, intentional omissions, misrepresentations, or the override of internal control. Misstatements are considered material if there is a substantial likelihood that, individually or in the aggregate, they would influence the judgment made by a reasonable user based on the financial statements.

In performing an audit in accordance with GAAS, we:

- Exercise professional judgment and maintain professional skepticism throughout the audit.
- Identify and assess the risks of material misstatement of the financial statements, whether due to fraud or error, and design and perform audit procedures responsive to those risks. Such procedures include examining, on a test basis, evidence regarding the amounts and disclosures in the financial statements.
- Obtain an understanding of internal control relevant to the audit in order to design audit procedures that are appropriate in the circumstances, but not for the purpose of expressing an opinion on the effectiveness of the Company's internal control. Accordingly, no such opinion is expressed.
- Evaluate the appropriateness of accounting policies used and the reasonableness of significant accounting estimates made by management, as well as evaluate the overall presentation of the financial statements.
- Conclude whether, in our judgment, there are conditions or events, considered in the aggregate, that raise substantial doubt about the Company's ability to continue as a going concern for a reasonable period of time.

We are required to communicate with those charged with governance regarding, among other matters, the planned scope and timing of the audit, significant audit findings, and certain internal control-related matters that we identified during the audit.

Restriction on Use

This report is intended solely for the information and use of the board of directors and management of the Company and for filing with the Federal Energy Regulatory Commission and is not intended to be and should not be used by anyone other than these specified parties.

Deloitte & Touche LLP

April 15, 2024

Building Momentum





LYNN J. GOOD

*Chair, President and
Chief Executive Officer*

BUILDING MOMENTUM

DEAR SHAREHOLDER:

At Duke Energy, we measure success by the value we create for our customers, communities and investors.

Despite one of the most challenging external environments in decades, 2023 was a transformative year for our company. We simplified our business mix, removed uncertainty and positioned the company for growth as we navigated a backdrop of rapidly rising interest rates and extremely mild weather.

Our employees executed our strategy, achieving significant regulatory and policy milestones, and ensured affordability and reliability for those we serve – delivering value and generating momentum as we start a new chapter of our clean energy transition.

THE FUTURE IS IN MOTION

Thanks to several landmark accomplishments in 2023, we have a clear path to growth. We have a long runway of capital investments to support our clean energy transition, modernized regulatory constructs to recover that capital, and line of sight to accelerating load growth. As I pen this letter, I'm proud to say that our growth potential is the highest it's been in my tenure.

We completed our portfolio repositioning. We are now a fully regulated company operating in some of the fastest-growing and most attractive areas in the country, including the addition of 195,000 new customers in 2023 alone – the largest customer increase in company history.

We experienced robust economic development growth in our service territories across a diverse set of industries, including batteries, electric vehicles (EVs), semiconductors, pharmaceuticals and data centers, which will lead to meaningful load growth and economic benefits for the communities we serve. Through 2028, we are projecting average overall load growth of 1.5% to 2% per year.

Years in the making, our company received approval in North Carolina to implement performance-based regulation allowed under House Bill 951, including multiyear rate plans, performance incentive mechanisms and residential rate decoupling – which provide certainty, predictability, and value to our customers and the company.

And our disciplined focus enabled us to offset high interest rates, one of the mildest winters in 30 years and industrial volume weakness due to broader macroeconomic conditions. Across the company, we instituted a number of agility measures and efficiency improvements to reduce costs without compromising on our commitment to safety or reliably serving our customers. Moving forward, we will continue to pursue a best-in-class cost structure and drive continuous improvement efforts to lower O&M and deliver sustainable savings.

Undoubtedly, utility stocks were under immense pressure in 2023; however, thanks to these achievements and actions detailed in the following pages, we delivered adjusted earnings per share for the year within our guidance range and outperformed the Philadelphia Utility Index by 8% and S&P Utilities by more than 5%.

We increased our dividend by over 2% – the 97th consecutive year we've paid quarterly cash dividends to our shareholders.

Importantly, we set ourselves up for success for the coming years – during what will be our biggest capital deployment opportunities yet. At Duke Energy, we operate in constructive, growing jurisdictions supported by one of the industry's largest regulated capital plans, which gives us confidence in our 5% to 7% growth rate through 2028.





ADVANCING OUR CLEAN ENERGY TRANSITION

We are entering a new phase of our clean energy strategy – moving from planning, including significant regulatory and legislative work, to execution, as we begin a period of record critical infrastructure build to meet the growing and evolving energy needs of our communities.

To prepare for this next decade, we're making smart investments to keep service reliable and affordable as we make the transition to increasingly clean energy. And we're closely collaborating with stakeholders to take a balanced approach and arrive at the best solutions and pace of change for our millions of customers.

Working with Stakeholders and Advocating for Constructive Policies

In 2023, we worked with a broad range of stakeholders to help advance regulatory mechanisms and policies that we need to be successful on our path forward. These accomplishments have a dual benefit of lowering the cost of the energy transition for our customers and enhancing the certainty and timely recovery of new infrastructure investments.

In our jurisdictions, we filed an updated Carolinas Resource Plan in August with the Public Service Commission of South Carolina and North Carolina Utilities Commission that outlines the road ahead for the next 15 years in our largest jurisdictions.



The Carolinas plan is designed to meet the needs of the growing region due to rapid population growth and significant economic development activity, while providing cleaner energy to our customers and communities.

With input from stakeholders, we proposed to regulators three different pathways for how to achieve these goals. Each portfolio reflects an “all of the above” approach with the diverse deployment of new resources, including renewables, battery storage and hydrogen-capable natural gas, as well as energy efficiency and demand side management. They also prioritize grid reliability and customer affordability; retire coal generation by 2035; and meet carbon neutrality by 2050.

The plan also proposes limited near-term actions to evaluate longer lead-time resources, including new advanced nuclear, offshore wind and the expansion of pumped storage hydro.

Already in 2024, we have filed supplemental updates to this plan to reflect increased electric demand we’re facing in the Carolinas due to economic development. Peak load growth by 2030 is now expected to be eight times the growth we projected just two years ago.

State regulators will gather additional input from customers and stakeholders and conduct extensive evidentiary hearings to evaluate our resource proposals. They are expected to issue orders in South Carolina and North Carolina by the end of 2024. And our plans will be updated every two to three years to consider technology advancements and new data.

The year included constructive outcomes from state commissions in five rate cases, including electric cases in Duke Energy Carolinas (DEC) and Duke Energy Progress (DEP) in North Carolina, DEP South Carolina and Duke Energy Kentucky. We also received a positive order on our natural gas rate case in Duke Energy Ohio. These rulings equate to \$45 billion of historic and future rate base investments and recognize the higher cost of capital, positioning us well to continue to attract capital, deliver value to customers and support the cash flows of the company.



In Indiana, we were pleased to see a strong focus on energy policy in the 2023 legislative session. The legislature passed several utility-related bills, supporting timely cost recovery of natural gas, hydrogen and biogas projects.

The federal landscape also proved active, as we pursued opportunities to benefit our customers. We included tax benefits from the 2022 Inflation Reduction Act in resource plans and rate adjustments across our jurisdictions to lower customer costs, including more than \$110 million to Florida customers through 2024. We also await final guidance from the U.S. Department of the Treasury on the nuclear production tax credit (PTC) that takes effect in 2024. Based upon what we know today, we believe these PTCs could be worth several hundred million dollars per year that will directly benefit customers from our efficient and carbon-free nuclear units in the Carolinas.

We applied for Infrastructure Investment and Jobs Act grants across our jurisdictions to accelerate the advancement of new technologies and generate economic development. Duke Energy was officially awarded two grants – one for a carbon capture and storage study at our Edwardsport Power Station and another to advance Piedmont’s work on methane emissions monitoring. We continue to pursue opportunities for grid enhancements.

The bipartisan 2023 Fiscal Responsibility Act also marked an important step toward helping us meet our customers’ demand for reliable, affordable and increasingly clean energy by modernizing the permitting process and including other policies needed to advance critical infrastructure investments, such as the Mountain Valley Pipeline (MVP). The MVP project will further enable coal plant retirements and more renewable energy resources while addressing growing demand for natural gas supply in the Carolinas.

And we continue to engage the Environmental Protection Agency on its proposed Clean Air Act section 111 rules to regulate carbon emissions from power plants. We share the administration’s vision for a cleaner energy future and continue to advocate for changes that align with the pace of technology development.

Transforming and Readyng the System

Changes in the external environment – record load growth and the need for increased reserve margins and replacement generation – are accelerating the need for new infrastructure. We plan to use a balanced and diverse mix of energy resources to nearly double the capacity on our system to 100 gigawatts by 2035.





Grid enhancements

Transforming and readying our system starts with the grid – the largest focus of our capital plan over the next five years. In 2023 alone, we invested more than \$4 billion in hardening infrastructure investments and modernizing the grid with a focus on reliability and resiliency to strengthen the grid against storms and shorten restoration time when outages occur.

We're making targeted investments across a variety of programs, including self-optimizing grid technologies, targeted undergrounding, physical and cybersecurity upgrades, and upgrading lines and substations.

Largely due to ongoing Storm Protection Plan investments, including more than \$650 million in 2023, Duke Energy Florida had its best reliability performance in more than a decade. And in Indiana, we completed the first year of our approved, six-year \$2 billion TDSIC 2.0 plan to improve the reliability of our transmission, distribution and storage system in this growing state.



These investments continue to make a difference for customers. In 2023, our self-healing technologies prevented outages for more than 1.5 million customers and nearly 214 million minutes of interruption.

As outlined in our Climate Resilience and Adaptation report, we continue to assess the long-term physical risks of a changing climate and extreme weather on our transmission and distribution system. We've been proactive, taking measures across jurisdictions to build floodwalls or relocate infrastructure to avoid substation flooding and replace traditional wooden transmission poles with concrete and steel. We continue to make sound investments for the present and the future.

Finally, we're transforming our infrastructure to support the two-way flow of electricity necessary to support grid edge technologies, such as rooftop solar, battery storage and EVs.

This includes collaborating with auto manufacturers to coordinate their technology with our charging plans and the realities of the energy grid. We've helped our states build the foundational infrastructure needed to encourage EV adoption, including educating stakeholders on best practices and building infrastructure to enhance the charging network.

We're also making EV adoption more affordable and efficient for our customers through innovative programs. This includes a North Carolina program that has helped more than 6,000 customers to date with a one-time credit to cover the costs of residential charging installation, and another pilot designed to give customers cost certainty with a flat monthly charging rate. We have pilot programs underway in nearly all of our service territories.

Generation and LDC investments

More than \$25 billion of our five-year capital plan is devoted to our generation fleet transition, which will continue to increase over time.

Doubling our capacity by 2035 will include the addition of regulated renewables at a record rate. Currently, we have 9,000 megawatts of owned, operated or contracted regulated renewables on our system, and we remain on track to reach 30,000 megawatts by 2035.

Last year, we added 300 megawatts of solar in Florida and plan to have a total of 1,500 megawatts in service by year-end. We're also targeting solar procurements in the Carolinas of over 1 gigawatt annually later in the decade.

To complement this growth, we're increasing energy storage. Today, we have approximately 100 megawatts of batteries on our system and plan to have 300 megawatts in service in the Carolinas by 2026.

And we continue to make investments in pumped storage generation. We will soon complete upgrades on all our units at the Bad Creek station in South Carolina, bringing its total capacity to more than 1,600 megawatts. We're also evaluating with our stakeholders the potential of a second powerhouse, which if pursued would more than double the asset's capacity.

Nuclear remains foundational to our generation transition as our only carbon-free resource today that runs more than 90% of the time. We continue to advance our first subsequent license renewal application to extend the life of Oconee Nuclear Station. And we will pursue similar renewals for all of our 11 units given their critical role in the energy transition.

To support the unprecedented growth we're seeing in our jurisdictions, new hydrogen-capable natural gas generation will be essential to maintain reliability and affordability as we retire coal and add intermittent renewables. In North Carolina, we recently announced plans for two new combined-cycle plants at our Roxboro Station and combustion turbines at our Marshall Steam Station, totaling more than 3,500 megawatts. And we plan to file for certificates of public convenience and necessity for new natural gas generation and renewables in Indiana in the second half of the year.

In our natural gas local distribution business, all five of the states in which we operate are in the top 20 for residential natural gas additions. We continue to complete infrastructure projects to support this growth and are pleased with the Federal Energy Regulatory Commission's recent approval of the Williams Transco interstate pipeline in eastern North Carolina to provide current and future customers the natural gas they need.





Emerging technologies

We remain focused on working with public and private sectors to develop the zero- and low-carbon dispatchable technologies that are needed in the 2030s and beyond to reach our climate goals.

This includes the development of hydrogen technologies. We recently announced plans to build and operate the nation's first solar-to-100% hydrogen-fired turbine in DeBary, Florida. The innovative system, expected to be operational by year-end, will be capable of using green hydrogen produced from an existing solar facility.

In the advanced nuclear and small modular reactor space, we selected Belews Creek in North Carolina for the development of our first early site permit application. We are working with multiple advanced nuclear vendors to support technology selection in 2025. And we continue to provide consulting and advisory services to the TerraPower Sodium project.

We also continue to test different energy storage types, including fuel cells and long-duration batteries, as we look to extend the duration and lower the cost of these technologies over time. Assuming constructive regulatory treatment, we're planning for 10 gigawatts of energy storage on our system by 2035, which will grow to 30 gigawatts by 2050.

We are exploring the EnerVenue nickel hydrogen battery, Eos Gen 3 zinc battery and a GKN hydrogen storage unit at our Energy Technology and Innovation Center. And we're researching multiple megawatt-scale, non-lithium-ion long-duration energy storage projects in the Carolinas and Florida.

Creating Sustainable Value for Customers and Shareholders

During challenging economic times, the ability to deliver value for those we serve becomes even more critical. As we grow and accelerate our investments, we've kept customer needs – including reliability and affordability – front and center.

We are evaluating a merger of our DEC and DEP utilities in North Carolina and South Carolina to create efficiencies, simplify operations and regulatory processes and maximize reserve margins. Through 2050, we believe this could create \$1 billion to \$2 billion in customer savings, with the entire process taking approximately three years to implement.

Our dedicated team of customer advocates partnered with nonprofit and government organizations to help customers access nearly \$377 million in financial support over the last two years.



We also continue to introduce customer programs, including a new tariff-on-bill initiative in North Carolina that removes the upfront financial impact and allows homeowners and renters to pay for energy-efficient upgrades, including HVAC systems, heat pumps and water heaters, through their Duke Energy bill over time.

We continue to prioritize the needs of all customers, and this shows up in our customer satisfaction scores. For the second year in a row, Piedmont Natural Gas was named No. 1 in customer satisfaction by J.D. Power for residential natural gas service in the South. And our Carolinas electric utilities remain top quartile.

For our investors, we're focused on delivering value through our compelling growth story.

We increased our five-year capital plan to \$73 billion – an \$8 billion increase – to support our growing jurisdictions and fleet transition. It's one of the largest regulated plans in the industry with half of the investment devoted to transforming the largest transmission and distribution system in the U.S. and 25% supporting zero-carbon generation.

Ninety percent of our electric capital investments are eligible for efficient recovery mechanisms, which is critical to maintaining a strong credit profile, mitigating regulatory lag and smoothing customer rate impacts.



BUILDING ON A STRONG FOUNDATION

Operating our assets safely, reliably and affordably underpins everything we do. Event-free operations is always the goal, and we take a continuous improvement approach to build on our performance year after year.

Operational Excellence

Our generation fleet performed well during extreme weather conditions in 2023, including historic storms in Indiana and Florida. Over the July Fourth holiday weekend, our teammates responded to one of the most damaging storms to ever impact Indiana operations with 200 broken poles and 150 miles of downed power lines, restoring approximately 330,000 customers.

And in August, our response to Hurricane Idalia demonstrated our strong preparation and value of our grid-hardening investments. The storm entered our Southeastern service territories as a Category 3 hurricane, bringing high winds, heavy rains and 12-foot storm surges. With 5,000 teammates staged and ready to respond, we restored more than 200,000 outages within 36 hours.

Our Regulated Renewable Energy and Nuclear teams had another outstanding year. Our nuclear fleet achieved a capacity factor of 96% – the 25th consecutive year above 90%.

And proudly, 2023 marked our best safety performance in company history with a total incident case rate of 0.31. Safety is a core value, and our employees remain steadfast in their commitment.

For the eighth consecutive year, we ranked first among North American combined gas and electric companies for safety, and our gas operations finished in the top 10% for the third year in a row, according to the American Gas Association.

Community Engagement

Our communities are essential to the fabric of Duke Energy, which is why we're focused on supporting thriving economies, enhancing climate resilience, and improving equity and inclusion in the areas where we and our customers live and work.

During the year, we worked with state and local partners to help attract more than \$22 billion in new capital investments and 15,000 new jobs in our service territories.

Our company and Foundation also invested more than \$37 million to support our local communities, focusing on nonprofits that provide bill-pay assistance for low-income customers, energy efficiency programs, and current and new Foundation grants.

And importantly, we continue to build a world-class workforce through three main strategies – recruiting the best talent, working to reflect the communities we serve and helping our employees thrive in a constantly evolving industry.





We're focused on building a deep pipeline of talent through new curricula and programs, including new lineworker and clean energy educational and workforce training programs. We have invested in more than 20 lineworker programs across five states that have the potential to graduate over 1,000 new lineworkers every year.

To increase diversity in our talent pipeline, Duke Energy has strengthened our engagement with historically Black colleges and universities as well as other organizations like the National Society of Black Engineers, the Society of Hispanic Professional Engineers and the Society of Women Engineers.

And we help our employees develop skills they need to advance their careers and meet our future workforce needs. Offerings include access to training for reskilling and upskilling across a variety of topics and interests, an internal talent marketplace for employees to pursue short-term development opportunities, and educational reimbursement for trainings and continuing education.

These strategies continue to be recognized externally. We made consecutive appearances on several national rankings, including JUST Capital's "100 JUST Companies" for the second year, Fortune magazine's "World's Most Admired Companies" for the seventh year, and Forbes' "Best Employers for Veterans" for the sixth year. Proudly, we've made the Dow Jones Sustainability North America Index for the last 18 years.

A DECADE OF INVESTMENT OPPORTUNITIES

The year 2023 marked my 10th year as CEO, and I can confidently say that it was one of the most challenging, but also one of the most rewarding. Our business will never be immune to the external environment, but the year reminded us that when we focus on what we can control, challenge the status quo and remain an adaptive, agile organization, we can achieve great things.

I'm pleased with how the 27,000 teammates at Duke Energy built momentum for the future, navigating the challenges and emerging a stronger organization. We are excited about the path forward as a fully regulated utility and look forward to capitalizing on the unprecedented growth and investment opportunities ahead.

Throughout our long history, Duke Energy's employees have demonstrated that when they have a clear mission, they deliver. And with the biggest growth decade for our company in front of us, we look forward to what we're able to achieve together for the benefit of our customers, communities and shareholders.

Thank you for your investment in Duke Energy – there's never been a more exciting time to be a part of our story.



Lynn J. Good
Chair, President and Chief Executive Officer

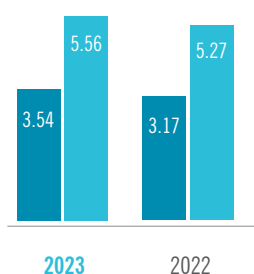


Our Financial Highlights^a

(In millions, except per share amounts)

	2023	2022
Operating Results		
Total operating revenues	\$29,060	\$28,768
Income from continuing operations	\$4,329	\$3,778
Net income	\$2,874	\$2,455
Net income available to Duke Energy Corporation common stockholders	\$2,735	\$2,444
Cash Flow Data		
Net cash provided by operating activities	\$9,878	\$5,927
Common Stock Data		
Shares of common stock outstanding		
Year-end	771	770
Weighted average – basic and diluted	771	770
Reported basic and diluted earnings per share (GAAP)	\$3.54	\$3.17
Adjusted earnings per share (non-GAAP)	\$5.56	\$5.27
Common stock dividends declared per share	\$4.06	\$3.98
Balance Sheet Data		
Total assets	\$176,893	\$178,086
Long-term debt including finance leases, less current maturities	\$72,452	\$65,873
Total Duke Energy Corporation stockholders' equity	\$49,112	\$49,322

Earnings per share (in dollars)

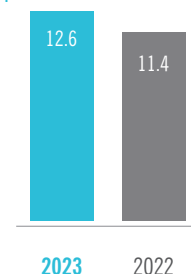


■ Reported basic and diluted earnings per share (GAAP) ■ Adjusted earnings per share (Non-GAAP)

Common stock dividends declared per share (in dollars)



Capital and investment expenditures (dollars in billions)



(a) Significant transactions reflected in the results above include: (i) net impairment charges related to Duke Energy Carolinas' and Duke Energy Progress' North Carolina rate case orders in the current year, (ii) costs associated with strategic repositioning to a fully regulated utility, primarily consisting of severance costs, consultant fees and impairment charges for certain nonregulated assets in the current year, (iii) the net impact of charges related to the Indiana court rulings on coal ash and other unrelated ongoing litigation in the prior year and (iv) costs attributable to business transformation, including long-term real estate strategy changes and workforce reduction in the prior year.

Annual Meeting of Shareholders

Duke Energy's 2024 Annual Meeting of Shareholders will be:

Date: May 9, 2024

Time: 1:00 p.m. Eastern time

Visit: www.virtualshareholdermeeting.com/DUK2024

Audio broadcast: **877.328.2502**

To participate in the online Annual Meeting, shareholders will need the 16-digit control number included in their Notice Regarding the Availability of Proxy Materials, in their proxy card, and in the instructions that accompanied their proxy materials.

Shareholder Services

Shareholders may call Broadridge Shareholder Services, Duke Energy's transfer agent and InvestorDirect Choice Plan Administrator, toll-free at **800.488.3853** or **754.238.3853** with questions about their stock accounts, legal transfer requirements, address changes, or replacement dividend checks. Additionally, registered shareholders can view their account online at duke-energy.com/investors. Send written requests to:

Broadridge Shareholder Services
c/o Broadridge Corporate Issuer Solutions
P.O. Box 1342
Brentwood, NY 11717-0718

For electronic correspondence, visit shareholder@broadridge.com.

Stock Exchange Listing

Duke Energy's common stock is listed on the New York Stock Exchange. The Company's common stock trading symbol is DUK.

Website Addresses

Company homepage: duke-energy.com
Investor Relations: duke-energy.com/investors

InvestorDirect Choice Plan

The InvestorDirect Choice Plan provides a simple and convenient way to purchase common stock directly through the Company. Plan features include one-time or recurring monthly purchases through an ACH debit from your bank account, dividend reinvestment for all or a portion of your dividends, and online account access through a shareholder portal providing a convenient way to monitor and manage your investment.

Financial Publications

Duke Energy's Annual Report, Form 10K, and related financial publications can be found on our website at duke-energy.com/investors. Printed copies are also available free of charge upon request.

Duplicate Mailings

If your shares are registered in different accounts, you may receive duplicate mailings of annual reports, proxy statements, and other shareholder information. Call Investor Relations for instructions on eliminating duplications or combining your accounts.

Transfer Agent and Registrar

Broadridge Corporate Issuer Solutions, LLC maintains shareholder records and acts as transfer agent and registrar for the Company's common stock.

Dividend Payment

Duke Energy has paid quarterly cash dividends on its common stock for 97 consecutive years. For the remainder of 2024, dividends on common stock are expected to be paid, subject to declaration by the Board of Directors, on **June 17, September 16, and December 16**.

Bond Trustee

If you have questions regarding your bond account, call toll-free at **800.254.2826** or write to:

The Bank of New York Mellon
Global Trust Services
101 Barclay Street – 21st Floor
New York, NY 10286

Send Us Feedback

We welcome your opinion on this annual report. Please visit duke-energy.com/investors, where you can view and provide feedback on both the print and online versions of this report, or contact Investor Relations directly. Duke Energy is an equal opportunity employer. This report is published solely to inform shareholders and is not to be considered an offer, or the solicitation of an offer, to buy or sell securities.



Products with a Mixed Sources label support the development of responsible forest management worldwide. The wood comes from Forest Stewardship Council® (FSC®)-certified well-managed forests, company-controlled sources and/or recycled material. This annual report is printed on paper manufactured with energy generated from renewable sources.

DUKE ENERGY CORPORATION

Cautionary Statement Regarding Forward-Looking Information

Non-GAAP Financial Measures

2023 Form 10-K

(This page intentionally left blank.)

UNITED STATES SECURITIES AND EXCHANGE COMMISSION
WASHINGTON, D.C. 20549
FORM 10-K

(Mark One)

ANNUAL REPORT PURSUANT TO SECTION 13 OR 15(d) OF THE SECURITIES EXCHANGE ACT OF 1934
For the fiscal year ended December 31, 2023 or
 TRANSITION REPORT PURSUANT TO SECTION 13 OR 15(d) OF THE SECURITIES EXCHANGE ACT OF 1934
For the transition period from _____ to _____

Commission File number	Registrant, State of Incorporation or Organization, Address of Principal Executive Offices, Zip Code and Telephone Number	IRS Employer Identification No.
1-32853	DUKE ENERGY CORPORATION (a Delaware corporation) 525 South Tryon Street Charlotte, North Carolina 28202 800-488-3853	20-2777218
1-4928	DUKE ENERGY CAROLINAS, LLC (a North Carolina limited liability company) 525 South Tryon Street Charlotte, North Carolina 28202 800-488-3853	56-0205520
1-15929	PROGRESS ENERGY, INC. (a North Carolina corporation) 411 Fayetteville Street Raleigh, North Carolina 27601 800-488-3853	56-2155481
1-3382	DUKE ENERGY PROGRESS, LLC (a North Carolina limited liability company) 411 Fayetteville Street Raleigh, North Carolina 27601 800-488-3853	56-0165465
1-3274	DUKE ENERGY FLORIDA, LLC (a Florida limited liability company) 299 First Avenue North St. Petersburg, Florida 33701 800-488-3853	59-0247770
1-1232	DUKE ENERGY OHIO, INC. (an Ohio corporation) 139 East Fourth Street Cincinnati, Ohio 45202 800-488-3853	31-0240030
1-3543	DUKE ENERGY INDIANA, LLC (an Indiana limited liability company) 1000 East Main Street Plainfield, Indiana 46168 800-488-3853	35-0594457
1-6196	PIEDMONT NATURAL GAS COMPANY, INC. (a North Carolina corporation) 525 South Tryon Street Charlotte, North Carolina 28202 800-488-3853	56-0556998

SECURITIES REGISTERED PURSUANT TO SECTION 12(b) OF THE ACT:

Registrant	Title of each class	Trading symbols	Name of each exchange on which registered
Duke Energy Corporation (Duke Energy)	Common Stock, \$0.001 par value	DUK	New York Stock Exchange LLC
Duke Energy	5.625% Junior Subordinated Debentures due September 15, 2078	DUKB	New York Stock Exchange LLC
Duke Energy	Depository Shares, each representing a 1/1,000th interest in a share of 5.75% Series A Cumulative Redeemable Perpetual Preferred Stock, par value \$0.001 per share	DUK PR A	New York Stock Exchange LLC
Duke Energy	3.10% Senior Notes due 2028	DUK 28A	New York Stock Exchange LLC
Duke Energy	3.85% Senior Notes due 2034	DUK 34	New York Stock Exchange LLC

SECURITIES REGISTERED PURSUANT TO SECTION 12(g) OF THE ACT: None

Indicate by check mark if the registrant is a well-known seasoned issuer, as defined in Rule 405 of the Securities Act.

Duke Energy	Yes <input checked="" type="checkbox"/>	No <input type="checkbox"/>	Duke Energy Florida, LLC (Duke Energy Florida)	Yes <input checked="" type="checkbox"/>	No <input type="checkbox"/>
Duke Energy Carolinas, LLC (Duke Energy Carolinas)	Yes <input checked="" type="checkbox"/>	No <input type="checkbox"/>	Duke Energy Ohio, Inc. (Duke Energy Ohio)	Yes <input checked="" type="checkbox"/>	No <input type="checkbox"/>
Progress Energy, Inc. (Progress Energy)	Yes <input type="checkbox"/>	No <input checked="" type="checkbox"/>	Duke Energy Indiana, LLC (Duke Energy Indiana)	Yes <input checked="" type="checkbox"/>	No <input type="checkbox"/>
Duke Energy Progress, LLC (Duke Energy Progress)	Yes <input checked="" type="checkbox"/>	No <input type="checkbox"/>	Piedmont Natural Gas Company, Inc. (Piedmont)	Yes <input checked="" type="checkbox"/>	No <input type="checkbox"/>

Indicate by check mark if the registrant is not required to file reports pursuant to Section 13 or Section 15(d) of the Exchange Act. Yes No (Response applicable to all registrants.)

Indicate by check mark whether the registrants (1) have filed all reports required to be filed by Section 13 or 15(d) of the Securities Exchange Act of 1934 during the preceding 12 months (or for such shorter period that the registrant was required to file such reports), and (2) has been subject to such filing requirements for the past 90 days. Yes No

Indicate by check mark whether the registrants have submitted electronically every Interactive Data File required to be submitted pursuant to Rule 405 of Regulation S-T (§232.405 of this chapter) during the preceding 12 months (or for such shorter period that the registrant was required to submit such files). Yes No

Indicate by check mark whether Duke Energy is a large accelerated filer, an accelerated filer, a non-accelerated filer, a smaller reporting company, or an emerging growth company. See the definitions of "large accelerated filer," "accelerated filer," "smaller reporting company," and "emerging growth company" in Rule 12b-2 of the Exchange Act.

Large Accelerated Filer Accelerated Filer Non-accelerated Filer Smaller Reporting Company Emerging Growth Company

If an emerging growth company, indicate by check mark if the registrant has elected not to use the extended transition period for complying with any new or revised financial accounting standards provided pursuant to Section 13(a) of the Exchange Act.

Indicate by check mark whether each of Duke Energy Carolinas, Progress Energy, Duke Energy Progress, Duke Energy Florida, Duke Energy Ohio, Duke Energy Indiana and Piedmont is a large accelerated filer, accelerated filer, non-accelerated filer, smaller reporting company, or emerging growth company. See the definitions of "large accelerated filer," "accelerated filer," "smaller reporting company," and "emerging growth company" in Rule 12b-2 of the Exchange Act.

Large Accelerated Filer Accelerated Filer Non-accelerated Filer Smaller Reporting Company Emerging Growth Company

If an emerging growth company, indicate by check mark if the registrant has elected not to use the extended transition period for complying with any new or revised financial accounting standards provided pursuant to Section 13(a) of the Exchange Act.

Indicate by check mark whether the registrant has filed a report on and attestation to its management's assessment of the effectiveness of its internal control over financial reporting under Section 404(b) of the Sarbanes-Oxley Act (15 U.S.C. 7262(b)) by the registered public accounting firm that prepared or issued its audit report.

If securities are registered pursuant to Section 12(b) of the Act, indicate by check mark whether the financial statements of the registrant included in the filing reflect the correction of an error to previously issued financial statements.

Indicate by check mark whether any of those error corrections are restatements that required a recovery analysis of incentive-based compensation received by any of the registrant's executive officers during the relevant recovery period pursuant to §240.10D-1(b).

Indicate by check mark whether each of the registrants is a shell company (as defined in Rule 12b-2 of the Exchange Act). Yes No

Estimated aggregate market value of the common equity held by nonaffiliates of Duke Energy at June 30, 2023. \$69,080,869,078
Number of Shares of Common Stock Outstanding at January 31, 2024

Registrant	Description	Shares
Duke Energy	Common stock, \$0.001 par value	770,811,446
Duke Energy Carolinas	All of the registrant's limited liability company member interests are directly owned by Duke Energy.	N/A
Progress Energy	All of the registrant's common stock is directly owned by Duke Energy.	100
Duke Energy Progress	All of the registrant's limited liability company member interests are indirectly owned by Duke Energy.	N/A
Duke Energy Florida	All of the registrant's limited liability company member interests are indirectly owned by Duke Energy.	N/A
Duke Energy Ohio	All of the registrant's common stock is indirectly owned by Duke Energy.	89,663,086
Duke Energy Indiana	All of the registrant's limited liability company member interests are owned by a Duke Energy subsidiary that is 80.1% indirectly owned by Duke Energy.	N/A
Piedmont	All of the registrant's common stock is directly owned by Duke Energy.	100

DOCUMENTS INCORPORATED BY REFERENCE

Portions of the Duke Energy definitive proxy statement for the 2024 Annual Meeting of the Shareholders or an amendment to this Annual Report are incorporated by reference into PART III, Items 10, 11 and 13 hereof. This combined Form 10-K is filed separately by eight registrants: Duke Energy, Duke Energy Carolinas, Progress Energy, Duke Energy Progress, Duke Energy Florida, Duke Energy Ohio, Duke Energy Indiana and Piedmont (collectively the Duke Energy Registrants). Information contained herein relating to any individual registrant is filed by such registrant solely on its own behalf. Each registrant makes no representation as to information relating exclusively to the other registrants.

Duke Energy Carolinas, Progress Energy, Duke Energy Progress, Duke Energy Florida, Duke Energy Ohio, Duke Energy Indiana and Piedmont meet the conditions set forth in General Instructions I(1)(a) and (b) of Form 10-K and are, therefore, filing this Form 10-K with the reduced disclosure format specified in General Instructions I(2) of Form 10-K.

Auditor Firm ID: 34

Auditor Name: Deloitte & Touche LLP

Auditor Location: Charlotte, NC

Cautionary Note Regarding Forward-Looking Information

This document includes forward-looking statements within the meaning of Section 27A of the Securities Act of 1933 and Section 21E of the Securities Exchange Act of 1934. Forward-looking statements are based on management's beliefs and assumptions and can often be identified by terms and phrases that include "anticipate," "believe," "intend," "estimate," "expect," "continue," "should," "could," "may," "plan," "project," "predict," "will," "potential," "forecast," "target," "guidance," "outlook," or other similar terminology. Various factors may cause actual results to be materially different than the suggested outcomes within forward-looking statements; accordingly, there is no assurance that such results will be realized. For details on the uncertainties that may cause our actual future results to be materially different than those expressed in our forward-looking statements, see our Form 10-K for the year ended December 31, 2023, and Quarterly Reports on Form 10-Q filed with the SEC and available at the SEC's website at sec.gov. In light of these risks, uncertainties and assumptions, the events described in the forward-looking statements might not occur or might occur to a different extent or at a different time than described. Forward-looking statements speak only as of the date they are made. Duke Energy expressly disclaims an obligation to publicly update or revise any forward-looking statements, whether as a result of new information, future events, or otherwise.

NON-GAAP FINANCIAL MEASURES

Adjusted Earnings per Share (EPS)

Duke Energy's 2023 Annual Report references adjusted EPS for the year-to-date periods ended December 31, 2023, and 2022 of \$5.56 and \$5.27, respectively.

The non-GAAP financial measure, adjusted EPS, represents basic EPS from continuing operations available to Duke Energy Corporation common stockholders (GAAP reported EPS), adjusted for the per share impact of special

The following table presents a reconciliation of reported EPS to adjusted EPS for 2023 and 2022:

(per share)	Years Ended December 31,	
	2023	2022
Reported EPS	\$3.54	\$3.17
Adjustments to Reported EPS:		
Organizational Optimization	0.13	-
Regulatory Matters	0.08	-
Regulatory Matters and Litigation	-	0.39
Workplace and Workforce Realignment	-	0.14
Discontinued Operations	1.81	1.57
Adjusted EPS	\$5.56	\$5.27

Adjusted EPS Guidance

Duke Energy's 2023 Annual Report references Duke Energy's forecasted 2023 adjusted earnings guidance and the long-term range of annual growth of 5% to 7% through 2028.

Forecasted adjusted EPS is a non-GAAP financial measure as it represents basic EPS from continuing operations available to Duke Energy Corporation common stockholders (GAAP reported EPS), adjusted for the per

items. As discussed below, special items represent certain charges and credits, which management believes are not indicative of Duke Energy's ongoing performance.

Management believes the presentation of adjusted EPS provides useful information to investors, as it provides them with an additional relevant comparison of Duke Energy's performance across periods. Management uses this non-GAAP financial measure for planning and forecasting, and for reporting financial results to the Duke Energy Board of Directors, employees, stockholders, analysts and investors. Adjusted EPS is also used as a basis for employee incentive bonuses. The most directly comparable GAAP measure for adjusted EPS is reported basic EPS available to Duke Energy Corporation common stockholders.

Special items included in the periods presented include the following items, which management believes do not reflect ongoing costs:

- Regulatory matters primarily represents net impairment charges related to Duke Energy Carolinas' and Duke Energy Progress' North Carolina rate case orders.
- Organizational optimization costs represent amounts associated with strategic repositioning to a fully regulated utility, and primarily consist of severance costs, consultant fees and impairment charges for certain nonregulated assets.
- Regulatory matters and litigation primarily represents the net impact of charges related to the Indiana court rulings on coal ash and other unrelated ongoing litigation.
- Workplace and workforce realignment represents costs attributable to business transformation, including long-term real estate strategy changes and workforce reduction.

Discontinued operations primarily includes impairments on the sale of the Commercial Renewables business and results from Duke Energy's Commercial Renewables Disposal Groups.

Duke Energy's adjusted EPS may not be comparable to a similarly titled measure of another company because other companies may not calculate the measures in the same manner.

share impact of special items (as discussed above under Adjusted EPS). Due to the forward-looking nature of this non-GAAP financial measure for future periods, information to reconcile it to the most directly comparable GAAP financial measure is not available at this time, as management is unable to project all special items for future periods, such as legal settlements, the impact of regulatory orders or asset impairments.

TABLE OF CONTENTS

FORM 10-K FOR THE YEAR ENDED DECEMBER 31, 2023

Item	Page
CAUTIONARY STATEMENT REGARDING FORWARD-LOOKING INFORMATION	
GLOSSARY OF TERMS	
PART I.	
ITEM 1. BUSINESS	5
DUKE ENERGY	5
ELECTRIC UTILITIES AND INFRASTRUCTURE	5
DUKE ENERGY CAROLINAS	15
PROGRESS ENERGY	15
DUKE ENERGY PROGRESS	15
DUKE ENERGY FLORIDA	15
DUKE ENERGY OHIO	16
DUKE ENERGY INDIANA	16
PIEDMONT	16
ITEM 1A. RISK FACTORS	16
ITEM 1B. UNRESOLVED STAFF COMMENTS	24
ITEM 1C. CYBERSECURITY	24
Risk Management	24
Governance	25
ITEM 2. PROPERTIES	26
ELECTRIC UTILITIES AND INFRASTRUCTURE	26
GAS UTILITIES AND INFRASTRUCTURE	28
OTHER	28
ITEM 3. LEGAL PROCEEDINGS	28
MTBE Litigation	28
ITEM 4. MINE SAFETY DISCLOSURES	28
PART II.	
ITEM 5. MARKET FOR REGISTRANT'S COMMON EQUITY, RELATED STOCKHOLDER MATTERS AND ISSUER PURCHASES OF EQUITY SECURITIES	29
ITEM 6. SELECTED FINANCIAL DATA	30
ITEM 7. MANAGEMENT'S DISCUSSION AND ANALYSIS OF FINANCIAL CONDITION AND RESULTS OF OPERATIONS	30
DUKE ENERGY	30
SUBSIDIARY REGISTRANTS	38
DUKE ENERGY CAROLINAS	38
PROGRESS ENERGY	39
DUKE ENERGY PROGRESS	40
DUKE ENERGY FLORIDA	41
DUKE ENERGY OHIO	42
DUKE ENERGY INDIANA	43
PIEDMONT	44
LIQUIDITY AND CAPITAL RESOURCES	46
OTHER MATTERS	52
ITEM 7A. QUANTITATIVE AND QUALITATIVE DISCLOSURES ABOUT MARKET RISK	55
ITEM 8. FINANCIAL STATEMENTS AND SUPPLEMENTARY DATA	56
ITEM 9. CHANGES IN AND DISAGREEMENTS WITH ACCOUNTANTS ON ACCOUNTING AND FINANCIAL DISCLOSURE	207
ITEM 9A. CONTROLS AND PROCEDURES	207
REPORT OF INDEPENDENT REGISTERED PUBLIC ACCOUNTING FIRM	208
ITEM 9B. OTHER INFORMATION	209
PART III.	
ITEM 10. DIRECTORS, EXECUTIVE OFFICERS AND CORPORATE GOVERNANCE	209
ITEM 11. EXECUTIVE COMPENSATION	209
ITEM 12. SECURITY OWNERSHIP OF CERTAIN BENEFICIAL OWNERS AND MANAGEMENT AND RELATED STOCKHOLDER MATTERS	209

ITEM 13. CERTAIN RELATIONSHIPS AND RELATED TRANSACTIONS AND DIRECTOR INDEPENDENCE	210
ITEM 14. PRINCIPAL ACCOUNTING FEES AND SERVICES	210
PART IV.	
ITEM 15. EXHIBITS AND FINANCIAL STATEMENT SCHEDULES	211
EXHIBIT INDEX	E-1
SIGNATURES	E-31

CAUTIONARY STATEMENT REGARDING FORWARD-LOOKING INFORMATION

This document includes forward-looking statements within the meaning of Section 27A of the Securities Act of 1933 and Section 21E of the Securities Exchange Act of 1934. Forward-looking statements are based on management's beliefs and assumptions and can often be identified by terms and phrases that include "anticipate," "believe," "intend," "estimate," "expect," "continue," "should," "could," "may," "plan," "project," "predict," "will," "potential," "forecast," "target," "guidance," "outlook" or other similar terminology. Various factors may cause actual results to be materially different than the suggested outcomes within forward-looking statements; accordingly, there is no assurance that such results will be realized. These factors include, but are not limited to:

- The ability to implement our business strategy, including our carbon emission reduction goals;
- State, federal and foreign legislative and regulatory initiatives, including costs of compliance with existing and future environmental requirements, including those related to climate change, as well as rulings that affect cost and investment recovery or have an impact on rate structures or market prices;
- The extent and timing of costs and liabilities to comply with federal and state laws, regulations and legal requirements related to coal ash remediation, including amounts for required closure of certain ash impoundments, are uncertain and difficult to estimate;
- The ability to recover eligible costs, including amounts associated with coal ash impoundment retirement obligations, asset retirement and construction costs related to carbon emissions reductions, and costs related to significant weather events, and to earn an adequate return on investment through rate case proceedings and the regulatory process;
- The costs of decommissioning nuclear facilities could prove to be more extensive than amounts estimated and all costs may not be fully recoverable through the regulatory process;
- The impact of extraordinary external events, such as the pandemic health event resulting from COVID-19, and their collateral consequences, including the disruption of global supply chains or the economic activity in our service territories;
- Costs and effects of legal and administrative proceedings, settlements, investigations and claims;
- Industrial, commercial and residential growth or decline in service territories or customer bases resulting from sustained downturns of the economy, reduced customer usage due to cost pressures from inflation or fuel costs, and the economic health of our service territories or variations in customer usage patterns, including energy efficiency efforts, natural gas building and appliance electrification, and use of alternative energy sources, such as self-generation and distributed generation technologies;
- Federal and state regulations, laws and other efforts designed to promote and expand the use of energy efficiency measures, natural gas electrification, and distributed generation technologies, such as private solar and battery storage, in Duke Energy service territories could result in a reduced number of customers, excess generation resources as well as stranded costs;
- Advancements in technology;
- Additional competition in electric and natural gas markets and continued industry consolidation;
- The influence of weather and other natural phenomena on operations, including the economic, operational and other effects of severe storms, hurricanes, droughts, earthquakes and tornadoes, including extreme weather associated with climate change;
- Changing investor, customer and other stakeholder expectations and demands including heightened emphasis on environmental, social and governance concerns and costs related thereto;
- The ability to successfully operate electric generating facilities and deliver electricity to customers including direct or indirect effects to the Company resulting from an incident that affects the United States electric grid or generating resources;
- Operational interruptions to our natural gas distribution and transmission activities;
- The availability of adequate interstate pipeline transportation capacity and natural gas supply;
- The impact on facilities and business from a terrorist or other attack, war, vandalism, cybersecurity threats, data security breaches, operational events, information technology failures or other catastrophic events, such as fires, explosions, pandemic health events or other similar occurrences;
- The inherent risks associated with the operation of nuclear facilities, including environmental, health, safety, regulatory and financial risks, including the financial stability of third-party service providers;

- The timing and extent of changes in commodity prices and interest rates and the ability to recover such costs through the regulatory process, where appropriate, and their impact on liquidity positions and the value of underlying assets;
- The results of financing efforts, including the ability to obtain financing on favorable terms, which can be affected by various factors, including credit ratings, interest rate fluctuations, compliance with debt covenants and conditions, an individual utility's generation mix, and general market and economic conditions;
- Credit ratings of the Duke Energy Registrants may be different from what is expected;
- Declines in the market prices of equity and fixed-income securities and resultant cash funding requirements for defined benefit pension plans, other post-retirement benefit plans and nuclear decommissioning trust funds;
- Construction and development risks associated with the completion of the Duke Energy Registrants' capital investment projects, including risks related to financing, timing and receipt of necessary regulatory approvals, obtaining and complying with terms of permits, meeting construction budgets and schedules and satisfying operating and environmental performance standards, as well as the ability to recover costs from customers in a timely manner, or at all;
- Changes in rules for regional transmission organizations, including changes in rate designs and new and evolving capacity markets, and risks related to obligations created by the default of other participants;
- The ability to control operation and maintenance costs;
- The level of creditworthiness of counterparties to transactions;
- The ability to obtain adequate insurance at acceptable costs;
- Employee workforce factors, including the potential inability to attract and retain key personnel;
- The ability of subsidiaries to pay dividends or distributions to Duke Energy Corporation holding company (the Parent);
- The performance of projects undertaken by our businesses and the success of efforts to invest in and develop new opportunities;
- The effect of accounting and reporting pronouncements issued periodically by accounting standard-setting bodies and the SEC;
- The impact of United States tax legislation to our financial condition, results of operations or cash flows and our credit ratings;
- The impacts from potential impairments of goodwill or equity method investment carrying values;
- Asset or business acquisitions and dispositions may not yield the anticipated benefits; and
- The actions of activist shareholders could disrupt our operations, impact our ability to execute on our business strategy, or cause fluctuations in the trading price of our common stock.

Additional risks and uncertainties are identified and discussed in the Duke Energy Registrants' reports filed with the SEC and available at the SEC's website at sec.gov. In light of these risks, uncertainties and assumptions, the events described in the forward-looking statements might not occur or might occur to a different extent or at a different time than described. Forward-looking statements speak only as of the date they are made and the Duke Energy Registrants expressly disclaim an obligation to publicly update or revise any forward-looking statements, whether as a result of new information, future events or otherwise.

Glossary of Terms

The following terms or acronyms used in this Form 10-K are defined below:

Term or Acronym	Definition	Term or Acronym	Definition
2021 Settlement	Settlement Agreement in 2021 among Duke Energy Florida, the Florida Office of Public Counsel, the Florida Industrial Power Users Group, White Springs Agricultural Chemicals, Inc. d/b/a PSC Phosphate and NUCOR Steel Florida, Inc.	DATC	Duke-American Transmission Company, LLC
ACP	Atlantic Coast Pipeline, LLC, a limited liability company owned by Dominion and Duke Energy	DECON	A method of decommissioning in which structures, systems, and components that contain radioactive contamination are removed from a site and safely disposed at a commercially operated low-level waste disposal facility, or decontaminated to a level that permits the site to be released for unrestricted use shortly after it ceases operation
AFS	Available for Sale	DEFR	Duke Energy Florida Receivables, LLC
AFUDC	Allowance for funds used during construction	Deloitte	Deloitte & Touche LLP, and the member firms of Deloitte Touche Tohmatsu and their respective affiliates
AOCI	Accumulated Other Comprehensive Income (Loss)	DEPR	Duke Energy Progress Receivables, LLC
ArcLight	ArcLight Capital Partners, LLC	DERF	Duke Energy Receivables Finance Company, LLC
ARO	Asset Retirement Obligation	DOE	U.S. Department of Energy
ARM	Annual Review Mechanism	Dominion	Dominion Energy, Inc.
ATM	At-the-market	Dth	Dekatherms
Audit Committee	Audit Committee of the Board of Directors	Duke Energy	Duke Energy Corporation (collectively with its subsidiaries)
Bison	Bison Insurance Company Limited	Duke Energy Carolinas	Duke Energy Carolinas, LLC
Board of Directors	Duke Energy Board of Directors	Duke Energy Florida	Duke Energy Florida, LLC
Brookfield	Brookfield Renewable Partners L.P.	Duke Energy Indiana	Duke Energy Indiana, LLC
Brunswick	Brunswick Nuclear Plant	Duke Energy Kentucky	Duke Energy Kentucky, Inc.
Cardinal	Cardinal Pipeline Company, LLC	Duke Energy Ohio	Duke Energy Ohio, Inc.
Catawba	Catawba Nuclear Station	Duke Energy Progress	Duke Energy Progress, LLC
CC	Combined Cycle	Duke Energy Registrants	Duke Energy, Duke Energy Carolinas, Progress Energy, Duke Energy Progress, Duke Energy Florida, Duke Energy Ohio, Duke Energy Indiana and Piedmont
CCR	Coal Combustion Residuals	East Bend	East Bend Generating Station
CCR Rule	A 2015 EPA rule establishing national regulations to provide a comprehensive set of requirements for the management and disposal of CCR from coal-fired power plants	EDIT	Excess deferred income tax
CEP	Capital Expenditure Program	EE	Energy efficiency
Cinergy	Cinergy Corp. (collectively with its subsidiaries)	EPA	U.S. Environmental Protection Agency
Citrus County CC	Citrus County Combined Cycle Facility	EPS	Earnings Per Share
CO ₂	Carbon Dioxide	ETR	Effective tax rate
Coal Ash Act	North Carolina Coal Ash Management Act of 2014	EU&I	Electric Utilities and Infrastructure
the Company	Duke Energy Corporation and its subsidiaries	Exchange Act	Securities Exchange Act of 1934
Commercial Renewables Disposal Groups	Commercial Renewables business segment, excluding the offshore wind contract for Carolina Long Bay, separated into the utility-scale solar and wind group, the distributed generation group and the remaining assets	FERC	Federal Energy Regulatory Commission
COR	Costs of Removal	Form S-3	Registration statement
COVID-19	Coronavirus Disease 2019	FPSC	Florida Public Service Commission
CPCN	Certificate of Public Convenience and Necessity	FTR	Financial transmission rights
CRC	Cinergy Receivables Company LLC	FV-NI	Fair Value Through Net Income
Crystal River Unit 3	Crystal River Unit 3 Nuclear Plant	GAAP	Generally Accepted Accounting Principles in the United States
CT	Combustion Turbine	GAAP Reported Earnings	Net Income Available to Duke Energy Corporation common stockholders
		GAAP Reported EPS	Basic EPS Available to Duke Energy Corporation common stockholders

Term or Acronym	Definition	Term or Acronym	Definition
GHG	Greenhouse Gas	OVEC	Ohio Valley Electric Corporation
GIC	GIC Private Limited	the Parent	Duke Energy Corporation holding company
GU&I	Gas Utilities and Infrastructure	PBR	Performance-based regulation
GWh	Gigawatt-hour	PGA	Purchased Gas Adjustments
Hardy Storage	Hardy Storage Company, LLC	PHMSA	Pipeline and Hazardous Materials Safety Administration
Harris	Shearon Harris Nuclear Plant	Piedmont	Piedmont Natural Gas Company, Inc.
HB 951	The Energy Solutions for North Carolina, or House Bill 951, passed in October 2021	Pine Needle	Pine Needle LNG Company, LLC
IDEM	The Indiana Department of Environmental Management	Pioneer	Pioneer Transmission, LLC
IMPA	Indiana Municipal Power Agency	PJM	PJM Interconnection, LLC
IMR	Integrity Management Rider	PMPA	Piedmont Municipal Power Agency
IRA	Inflation Reduction Act	PISCC	Post-in-service carrying costs
IRP	Integrated Resource Plans	PPA	Purchase Power Agreement
IRS	Internal Revenue Service	Progress Energy	Progress Energy, Inc.
ISO	Independent System Operator	PSCSC	Public Service Commission of South Carolina
ITC	Investment Tax Credit	PTC	Production Tax Credit
IURC	Indiana Utility Regulatory Commission	PUCO	Public Utilities Commission of Ohio
Investment Trusts	Grantor trusts of Duke Energy Progress, Duke Energy Florida and Duke Energy Indiana	PURPA	Public Utility Regulatory Policies Act of 1978
JDA	Joint Dispatch Agreement	QF	Qualifying Facility
KO Transmission	KO Transmission Company	Relative TSR	TSR of Duke Energy stock relative to a predefined peer group
KPSC	Kentucky Public Service Commission	Robinson	Robinson Nuclear Plant
LLC	Limited Liability Company	ROE	Return of equity
McGuire	McGuire Nuclear Station	ROU	Right-of-use
MGP	Manufactured gas plant	RSU	Restricted Stock Unit
MGP Settlement	Stipulation and Recommendation filed jointly by Duke Energy Ohio the staff of the PUCO, the Office of the Ohio Consumers' Counsel and the Ohio Energy Group on August 31, 2021	RTO	Regional Transmission Organization
MISO	Midcontinent Independent System Operator, Inc.	Sabal Trail	Sabal Trail Transmission, LLC
MTBE	Methyl tertiary butyl ether	SAFSTOR	A method of decommissioning in which a nuclear facility is placed and maintained in a condition that allows the facility to be safely stored and subsequently decontaminated to levels that permit release for unrestricted use
MW	Megawatt	SEC	Securities and Exchange Commission
MWh	Megawatt-hour	S&P	Standard & Poor's Rating Services
MYRP	Multiyear rate plans	State utility commissions	NCUC, PSCSC, FPSC, PUCO, IURC, KPSC and TPUC (Collectively)
NCDEQ	North Carolina Department of Environmental Quality	State electric utility commissions	NCUC, PSCSC, FPSC, PUCO, IURC and KPSC (Collectively)
NCEMC	North Carolina Electric Membership Corporation	State gas utility commissions	NCUC, PSCSC, PUCO, TPUC and KPSC (Collectively)
NCUC	North Carolina Utilities Commission	Subsidiary Registrants	Duke Energy Carolinas, Progress Energy, Duke Energy Progress, Duke Energy Florida, Duke Energy Ohio, Duke Energy Indiana and Piedmont
NDTF	Nuclear decommissioning trust funds	Sutton	L.V. Sutton Combined Cycle Plant
NMC	National Methanol Company	the Tax Act	Tax Cuts and Jobs Act
NOL	Net operating loss	TPUC	Tennessee Public Utility Commission
NPNS	Normal purchase/normal sale	TSR	Total shareholder return
NRC	U.S. Nuclear Regulatory Commission	U.S.	United States
NYSE	New York Stock Exchange	W.S. Lee CC	William States Lee Combined Cycle Facility
OCC	Ohio Consumers' Counsel	WVPA	Wabash Valley Power Association, Inc.
Oconee	Oconee Nuclear Station		
OPEB	Other Post-Retirement Benefit Obligations		

ITEM 1. BUSINESS

DUKE ENERGY

General

Duke Energy was incorporated on May 3, 2005, and is an energy company headquartered in Charlotte, North Carolina, subject to regulation by the FERC and other regulatory agencies listed below. Duke Energy operates in the U.S. primarily through its direct and indirect subsidiaries. Certain Duke Energy subsidiaries are also Subsidiary Registrants, including Duke Energy Carolinas, Progress Energy, Duke Energy Progress, Duke Energy Florida, Duke Energy Ohio, Duke Energy Indiana and Piedmont. Operations in Kentucky are conducted through Duke Energy Ohio’s wholly owned subsidiary, Duke Energy Kentucky. References herein to Duke Energy Ohio include Duke Energy Ohio and its subsidiaries, unless otherwise noted. When discussing Duke Energy’s consolidated financial information, it necessarily includes the results of its separate Subsidiary Registrants, which along with Duke Energy, are collectively referred to as the Duke Energy Registrants.

The Duke Energy Registrants electronically file reports with the SEC, including Annual Reports on Form 10-K, quarterly reports on Form 10-Q, current reports on Form 8-K, proxy statements and amendments to such reports.

The SEC maintains an internet site that contains reports, proxy and information statements and other information regarding issuers that file electronically with the SEC at sec.gov. Additionally, information about the Duke Energy Registrants, including reports filed with the SEC, is available through Duke Energy’s website at duke-energy.com. Such reports are accessible at no charge and are made available as soon as reasonably practicable after such material is filed with or furnished to the SEC.

Business Segments

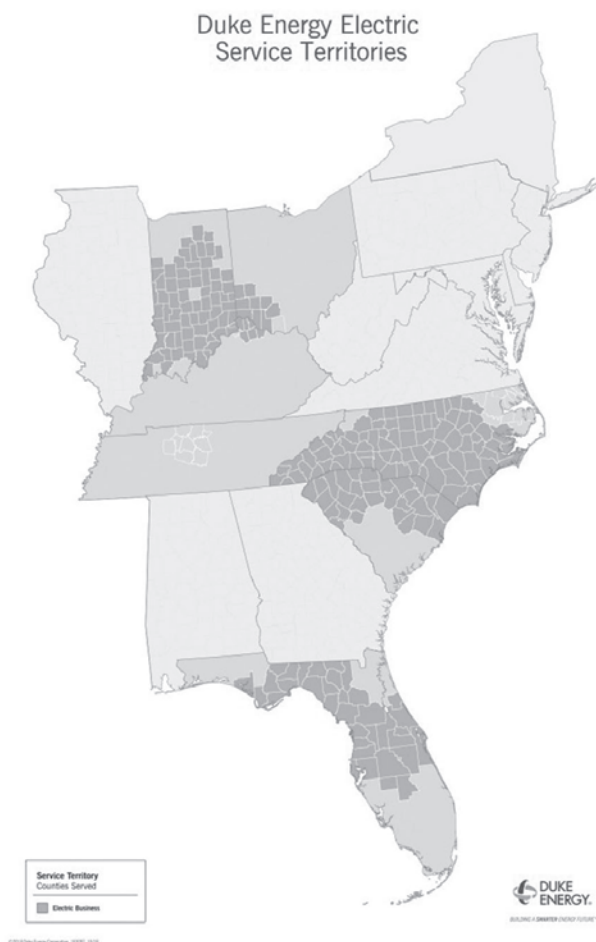
Duke Energy’s segment structure includes two reportable business segments: Electric Utilities and Infrastructure (EU&I) and Gas Utilities and Infrastructure (GU&I). The remainder of Duke Energy’s operations is presented as Other. Commercial Renewables is reported as discontinued operations and is no longer a reportable segment beginning in the fourth quarter of 2022. See Note 2 to the Consolidated Financial Statements, “Dispositions,” for further details. Duke Energy’s chief operating decision-maker routinely reviews financial information about each of these business segments in deciding how to allocate resources and evaluate the performance of the business. For additional information on each of these business segments, including financial and geographic information, see Note 3 to the Consolidated Financial Statements, “Business Segments.” The following sections describe the business and operations of each of Duke Energy’s business segments, as well as Other.

ELECTRIC UTILITIES AND INFRASTRUCTURE

EU&I conducts operations primarily through the regulated public utilities of Duke Energy Carolinas, Duke Energy Progress, Duke Energy Florida, Duke Energy Indiana and Duke Energy Ohio. EU&I provides retail electric service through the generation, transmission, distribution and sale of electricity to approximately 8.4 million customers within the Southeast and Midwest regions of the U.S. The service territory is approximately 90,000 square miles across six states with a total estimated population of 27 million. The operations include electricity sold wholesale to municipalities, electric cooperative utilities and other load-serving entities.

During 2021, Duke Energy executed an agreement providing for an investment by an affiliate of GIC in Duke Energy Indiana in exchange for a 19.9% minority interest issued by Duke Energy Indiana Holdco, LLC, the holding company for Duke Energy Indiana. The transaction was completed following two closings. Additionally, in November 2022, Duke Energy committed to a plan to sell the Commercial Renewables business segment, excluding the offshore wind contract for Carolina Long Bay, which was moved to EU&I. Duke Energy entered into purchase and sale agreements with affiliates of Brookfield for the sale of the utility-scale solar and wind group in June 2023 and with affiliates of ArcLight for the distributed generation group in July 2023. Both transactions closed in October 2023. See Note 2 to the Consolidated Financial Statements, “Dispositions,” for additional information.

EU&I is also a joint owner in certain electric transmission projects. EU&I has a 50% ownership interest in DATC, a partnership with American Transmission Company, formed to design, build and operate transmission infrastructure. DATC owns 72% of the transmission service rights to Path 15, an 84-mile transmission line in central California. EU&I also has a 50% ownership interest in Pioneer, which builds, owns and operates electric transmission facilities in North America. The following map shows the service territory for EU&I as of December 31, 2023.



PART I

The electric operations and investments in projects are subject to the rules and regulations of the FERC, the NRC, the NCUC, the PSCSC, the FPSC, the IURC, the PUCO and the KPSC.

The following table represents the distribution of GWh billed sales by customer class for the year ended December 31, 2023.

	Duke Energy Carolinas	Duke Energy Progress	Duke Energy Florida	Duke Energy Ohio	Duke Energy Indiana
Residential	32%	26%	50%	37%	28%
General service	34%	22%	36%	38%	26%
Industrial	23%	15%	8%	23%	31%
Total retail sales	89%	63%	94%	98%	85%
Wholesale and other sales	11%	37%	6%	2%	15%
Total sales	100%	100%	100%	100%	100%

The number of residential and general service customers within the EU&I service territory is expected to increase over time. Growth in weather-normal sales volumes, however, was lower in 2023 compared to 2022 due primarily to the continuation of energy efficiency adoption, rooftop solar and broad weakness across industrial sectors. While migration to EU&I's service territory remained strong, residential sales decreased due primarily to the return to more normal post-pandemic activities and economic conditions throughout the year. Lower industrial sales continued due to overall industrial weakness, including some manufacturing plant closings across certain jurisdictions, continuation of supply chain constraints and higher inventory levels, as well as higher interest rates. This was partially offset by higher data center usage, which contributed to growth in commercial sales volumes. The impact on customer's usage from these factors and other potential economic dynamics continues to be monitored. Over the longer time frame, it is still expected that the continued adoption of more efficient housing and appliances will have a negative impact on average usage per residential customer over time.

Seasonality and the Impact of Weather

Revenues and costs are influenced by seasonal weather patterns. Peak sales of electricity occur during the summer and winter months, which results in higher revenue and cash flows during these periods. By contrast, lower sales of electricity occur during the spring and fall, allowing for scheduled plant maintenance. Although decoupling mechanisms may mitigate some weather impacts, residential and general service customers are typically more impacted by weather than industrial customers. Estimated weather impacts are based on actual current period weather compared to normal weather conditions. Normal weather conditions are defined as the long-term average of actual historical weather conditions.

The estimated impact of weather on earnings is based on the temperature variances from a normal condition and customers' historic usage patterns. The methodology used to estimate the impact of weather does not consider all variables that may impact customer response to weather conditions such as humidity in the summer or wind chill in the winter. The precision of this estimate may also be impacted by applying long-term weather trends to shorter-term periods. Estimates of weather impacts may be more difficult to determine during periods of extreme or more volatile weather.

Heating degree days measure the variation in weather based on the extent the average daily temperature falls below a base temperature. Cooling degree days measure the variation in weather based on the extent the average daily temperature rises above the base temperature. Each degree of temperature below the base temperature counts as one heating degree day and each degree of temperature above the base temperature counts as one cooling degree day.

Competition

Retail

EU&I's businesses operate as the sole supplier of electricity within their service territories, with the exception of Ohio, which has a competitive electricity supply market for generation service. EU&I owns and operates

facilities necessary to generate, transmit, distribute and sell electricity. Services are priced by state commission-approved rates designed to include the costs of providing these services and a reasonable return on invested capital. This regulatory policy is intended to provide safe and reliable electricity at fair prices.

In Ohio, EU&I conducts competitive auctions for electricity supply. The cost of energy purchased through these auctions is recovered from retail customers. EU&I earns retail margin in Ohio on the transmission and distribution of electricity, but not on the cost of the underlying energy.

Competition in the regulated electric distribution business is primarily from the development and deployment of alternative energy sources including on-site generation from industrial customers and distributed generation, such as private solar, at residential, general service and/or industrial customer sites.

Wholesale

Duke Energy competes with other utilities and merchant generators for bulk power sales, sales to municipalities and cooperatives and wholesale transactions under primarily cost-based contracts approved by FERC. The principal factors in competing for these sales are availability of capacity and power, reliability of service and price. Prices are influenced primarily by market conditions and fuel costs.

Increased competition in the wholesale electric utility industry and the availability of transmission access could affect EU&I's load forecasts, plans for power supply and wholesale energy sales and related revenues. Wholesale energy sales will be impacted by the extent to which additional generation is available to sell to the wholesale market and the ability of EU&I to attract new customers and to retain existing customers.

Energy Capacity and Resources

EU&I owns approximately 54,772 MW of generation capacity. For additional information on owned generation facilities, see Item 2, "Properties."

Energy and capacity are also supplied through contracts with other generators and purchased on the open market. Factors that could cause EU&I to purchase power for its customers may include, but are not limited to, generating plant outages, extreme weather conditions, generation reliability, demand growth and price. EU&I has interconnections and arrangements with its neighboring utilities to facilitate planning, emergency assistance, sale and purchase of capacity and energy and reliability of power supply.

EU&I's generation portfolio is a balanced mix of energy resources having different operating characteristics and fuel sources designed to provide energy at the lowest possible cost to meet its obligation to serve retail customers. All options, including owned generation resources and purchased power opportunities, are continually evaluated on a real-time basis to select and dispatch the lowest-cost resources available to meet system load requirements.

PART I

Sources of Electricity

EU&I relies principally on natural gas, nuclear fuel and coal for its generation of electricity. The following table lists sources of electricity and fuel costs for the three years ended December 31, 2023.

	Generation by Source			Cost of Delivered Fuel per Net Kilowatt-hour Generated (Cents)		
	2023	2022	2021	2023	2022	2021
Natural gas and fuel oil ^(a)	33.3%	34.2%	31.8%	3.81	6.35	3.89
Nuclear ^(a)	28.4%	26.6%	29.8%	0.58	0.58	0.58
Coal ^(a)	12.8%	13.5%	18.2%	4.07	3.43	2.84
All fuels (cost based on weighted average) ^(a)	74.5%	74.3%	79.8%	2.63	3.75	2.42
Hydroelectric and solar ^(b)	1.8%	1.5%	1.5%			
Total generation	76.3%	75.8%	81.3%			
Purchased power and net interchange	23.7%	24.2%	18.7%			
Total sources of energy	100.0%	100.0%	100.0%			

(a) Statistics related to all fuels reflect EU&I's public utility ownership interest in jointly owned generation facilities.

(b) Generating figures are net of output required to replenish pumped-storage facilities during off-peak periods.

Natural Gas and Fuel Oil

Natural gas and fuel oil supply, transportation and storage for EU&I's generation fleet is purchased under standard industry agreements from various suppliers, including Piedmont. Natural gas supply agreements typically provide for a percentage of forecasted burns being procured over time, with varied expiration dates. EU&I believes it has access to an adequate supply of natural gas and fuel oil for the reasonably foreseeable future.

EU&I has certain dual-fuel generating facilities that can operate utilizing both natural gas and fuel oil. The cost of EU&I's natural gas and fuel oil is fixed price or determined by published market prices as reported in certain industry publications, plus any transportation and freight costs. Duke Energy Carolinas, Duke Energy Progress, Duke Energy Florida and Duke Energy Indiana use derivative instruments to manage a portion of their exposure to price fluctuations for natural gas. Duke Energy Florida has temporarily agreed to not hedge natural gas prices, but retains an ability to propose hedging again in annual fuel docket filings.

EU&I has firm interstate and intrastate natural gas transportation agreements and storage agreements in place to support generation needed for load requirements. EU&I may purchase additional shorter-term natural gas transportation and utilize natural gas interruptible transportation agreements to support generation needed for load requirements. The EU&I natural gas plants are served by various supply zones and multiple pipelines.

Nuclear

The industrial processes for producing nuclear generating fuel generally involve the mining and milling of uranium ore to produce uranium concentrates and services to convert, enrich and fabricate fuel assemblies.

EU&I has contracted for uranium materials and services to fuel its nuclear reactors. Uranium concentrates, conversion services and enrichment services are primarily met through a diversified portfolio of long-term supply contracts. The contracts are diversified by supplier, country of origin and pricing. EU&I staggers its contracting so that its portfolio of long-term contracts covers the majority of its fuel requirements in the near term and decreasing portions of its fuel requirements over time thereafter. Near-term requirements not met by long-term supply contracts have been and are expected to be fulfilled with spot market purchases. Due to the technical complexities of changing suppliers of fuel fabrication services, EU&I generally source these services to a single domestic supplier on a plant-by-plant basis using multiyear contracts.

EU&I has entered into fuel contracts that cover 100% of its uranium concentrates through at least 2027, 100% of its conversion services through at

least 2029, 100% of its enrichment services through at least 2027, and 100% of its fabrication services requirements for these plants through at least 2027. For future requirements not already covered under long-term contracts, EU&I believes it will be able to renew contracts as they expire or enter into similar contractual arrangements with other suppliers of nuclear fuel materials and services.

Coal

EU&I meets its coal demand through a portfolio of long-term purchase contracts and short-term spot market purchase agreements. Large amounts of coal are purchased under long-term contracts with mining operators who mine both underground and at the surface. EU&I uses spot market purchases to meet coal requirements not met by long-term contracts. Expiration dates for its long-term contracts, which may have various price adjustment provisions and market reopeners, range from 2024 to 2027 for Duke Energy Carolinas, Duke Energy Progress and Duke Energy Indiana, 2024 to 2026 for Duke Energy Florida and 2024 to 2025 for Duke Energy Ohio. EU&I expects to renew these contracts or enter into similar contracts with other suppliers as existing contracts expire, though prices will fluctuate over time as coal markets change. EU&I has an adequate supply of coal under contract to meet its risk management guidelines regarding projected future consumption. Coal inventory levels may fluctuate as a result of volatility in natural gas prices and the associated impacts on coal-fired dispatch within the generation fleet. EU&I continues to actively manage its portfolio and has worked with suppliers to obtain increased flexibility in its coal contracts.

Coal purchased for the Carolinas is primarily produced from mines in Central Appalachia, Northern Appalachia and the Illinois Basin. Coal purchased for Florida is primarily produced from mines in the Illinois Basin. Coal purchased for Kentucky is primarily produced from mines along the Ohio River in Illinois, Kentucky, Ohio, West Virginia and Pennsylvania. Coal purchased for Indiana is primarily produced in Indiana and Illinois. There are adequate domestic coal reserves to serve EU&I's coal generation needs through end of life. The current average sulfur content of coal purchased by EU&I is between 0.5% and 3.5% for Duke Energy Carolinas and Duke Energy Progress, between 1% and 3.5% for Duke Energy Florida, and between 0.5% and 4.0% for Duke Energy Ohio and Duke Energy Indiana. EU&I's environmental controls, in combination with the use of sulfur dioxide (SO₂) emission allowances, enable EU&I to satisfy current SO₂ emission limitations for its existing facilities.

PART I

Purchased Power

EU&I purchases a portion of its capacity and system requirements through purchase obligations, leases and purchase capacity contracts. EU&I believes it can obtain adequate purchased power capacity to meet future system load needs. However, during periods of high demand, the price and availability of purchased power may be significantly affected.

The following table summarizes purchased power for the previous three years:

	2023	2022	2021
Purchase obligations and leases (in millions of MWh) ^(a)	37.6	41.2	36.0
Purchase capacity under contract (in MW) ^(b)	3,997	4,028	4,259

(a) Represents approximately 15% of total system requirements for 2023, 16% for 2022 and 14% for 2021.

(b) For 2023, 2022 and 2021, these agreements include approximately 412 MW of firm capacity under contract by Duke Energy Florida with QFs.

Inventory

EU&I must maintain an adequate stock of fuel and materials and supplies in order to ensure continuous operation of generating facilities and reliable delivery to customers. As of December 31, 2023, the inventory balance for EU&I was approximately \$4.1 billion. For additional information on inventory, see Note 1 to the Consolidated Financial Statements, "Summary of Significant Accounting Policies."

Ash Basin Management

The EPA has issued regulations related to the management of CCR from power plants including the CCR Rule. These regulations classify CCR as nonhazardous waste under the Resource Conservation and Recovery Act (RCRA) and apply to electric generating sites with new and existing landfills and new and existing surface impoundments and establish requirements regarding landfill design, structural integrity design and assessment criteria for surface impoundments, groundwater monitoring, protection and remedial procedures and other operational and reporting procedures for the disposal and management of CCR. In addition to the federal regulations, CCR landfills and surface impoundments (ash basins or impoundments) will continue to be regulated by existing state laws, regulations and permits, such as the North Carolina Coal Ash Management Act of 2014 (Coal Ash Act).

EU&I has and will periodically submit to applicable authorities required site-specific coal ash impoundment remediation or closure plans. Closure plans must be approved and all associated permits issued before any work can begin. Closure activities have begun in all of Duke Energy's jurisdictions. Excavation began in 2015 at the four sites specified as high priority by the Coal Ash Act and at the W.S. Lee Steam Station site in South Carolina in connection with other legal requirements. Excavation at these sites involves movement of CCR materials to appropriate engineered off-site or on-site lined landfills or for reuse in an approved beneficial application. Duke Energy has completed excavation of coal ash at the four high-priority North Carolina sites. At other sites where CCR management is required, planning and closure methods have been studied and factored into the estimated retirement and management costs, and closure activities have commenced.

The following table summarizes the fair value of NDTF investments and the most recent site-specific nuclear decommissioning cost studies. Decommissioning costs are stated in 2023 or 2019 dollars, depending on the year of the cost study, and include costs to decommission plant components not subject to radioactive contamination.

(in millions)	NDTF ^(a)				Year of Cost Study
	December 31, 2023	December 31, 2022	Decommissioning Costs ^(a)		
Duke Energy	\$ 10,143	\$ 8,637	\$ 8,814		2023 or 2019
Duke Energy Carolinas ^{(b)(c)}	5,686	4,783	4,439		2023
Duke Energy Progress ^(d)	4,075	3,430	4,181		2019
Duke Energy Florida ^(e)	382	424	194		N/A

(a) Amounts for Progress Energy equal the sum of Duke Energy Progress and Duke Energy Florida.

(b) Decommissioning cost for Duke Energy Carolinas reflects its ownership interest in jointly owned reactors. Other joint owners are responsible for decommissioning costs related to their interest in the reactors.

(c) Duke Energy Carolinas' site-specific nuclear decommissioning cost study completed in 2023 was filed with the NCUC and PSCSC in 2024. A funding study was last completed and filed in 2019. An updated funding study will be completed and filed with the NCUC and PSCSC in 2024.

(d) Duke Energy Progress' site-specific nuclear decommissioning cost study completed in 2019 was filed with the NCUC and PSCSC in March 2020. Duke Energy Progress also completed a funding study, which was filed with the NCUC and PSCSC in July 2020. In October 2021, Duke Energy Progress filed the 2019 nuclear decommissioning cost study with the FERC, as well as a revised date schedule for decommissioning expense to be collected from wholesale customers. The FERC accepted the filing, as filed on December 9, 2021.

(e) During 2019, Duke Energy Florida reached an agreement to transfer decommissioning work for Crystal River Unit 3 to a third party and decommissioning costs are based on the agreement with this third party rather than a cost study. Regulatory approval was received from the NRC and the FPSC in April 2020 and August 2020, respectively. Duke Energy Florida provides the FPSC periodic reports on the status and progress of decommissioning activities.

PART I

The NCUC, PSCSC, FPSC and FERC have allowed EU&I to recover estimated decommissioning costs through retail and wholesale rates over the expected remaining service periods of their nuclear stations. EU&I believes the decommissioning costs being recovered through rates, when coupled with the existing fund balances and expected fund earnings, will be sufficient to provide for the cost of future decommissioning. For additional information, see Note 10 to the Consolidated Financial Statements, "Asset Retirement Obligations."

The Nuclear Waste Policy Act of 1982 (as amended) provides the framework for development by the federal government of interim storage and permanent disposal facilities for high-level radioactive waste materials. The government has not yet developed a storage facility or disposal capacity, so EU&I will continue to store spent fuel on its reactor sites.

Under federal law, the DOE is responsible for the selection and construction of a facility for the permanent disposal of spent nuclear fuel and high-level radioactive waste. The DOE terminated the project to license and develop a geologic repository at Yucca Mountain, Nevada in 2010, and is currently taking no action to fulfill its responsibilities to dispose of spent fuel.

Until the DOE begins to accept the spent nuclear fuel, Duke Energy Carolinas, Duke Energy Progress and Duke Energy Florida will continue to safely manage their spent nuclear fuel. Under current regulatory guidelines, Harris has sufficient storage capacity in its spent fuel pools through the expiration of its renewed operating license. With certain modifications and approvals by the NRC to expand the on-site dry cask storage facilities, spent nuclear fuel dry storage facilities will be sufficient to provide storage space of spent fuel through the expiration of the operating licenses, including any license renewals, for Brunswick, Catawba, McGuire, Oconee and Robinson. Crystal River Unit 3 ceased operation in 2013 and was placed in a SAFSTOR condition in January 2018. As of January 2018, all spent fuel at Crystal River Unit 3 has been transferred from the spent fuel pool to dry storage at an on-site independent spent fuel storage installation.

The nuclear power industry faces uncertainties with respect to the cost and long-term availability of disposal sites for spent nuclear fuel and other radioactive waste, compliance with changing regulatory requirements, capital outlays for modifications and new plant construction.

EU&I is subject to the jurisdiction of the NRC for the design, construction and operation of its nuclear generating facilities. The following table includes the current year of expiration of nuclear operating licenses for nuclear stations in operation. In June 2021, Duke Energy Carolinas filed a subsequent license renewal application for Oconee with the U.S. Nuclear Regulatory Commission to renew Oconee's operating license for an additional 20 years. Duke Energy has announced its intention to seek 20-year operating license renewals for each of the reactors it operates in Duke Energy Carolinas and Duke Energy Progress. See Note 4 to the Consolidated Financial Statements, "Regulatory Matters," for additional information.

Unit	Year of Expiration
Duke Energy Carolinas	
Catawba Units 1 and 2	2043
McGuire Unit 1	2041
McGuire Unit 2	2043
Oconee Units 1 and 2	2033
Oconee Unit 3	2034
Duke Energy Progress	
Brunswick Unit 1	2036
Brunswick Unit 2	2034
Harris	2046
Robinson	2030

The NRC has acknowledged permanent cessation of operation and permanent removal of fuel from the reactor vessel at Crystal River Unit 3. Therefore, the license no longer authorizes operation of the reactor. For additional information on nuclear decommissioning activity, see Note 10 to the Consolidated Financial Statements, "Asset Retirement Obligations."

Regulation

State

The state electric utility commissions approve rates for Duke Energy's retail electric service within their respective states. The state electric utility commissions, to varying degrees, have authority over the construction and operation of EU&I's generating facilities. CPCNs issued by the state electric utility commissions, as applicable, authorize EU&I to construct and operate its electric facilities and to sell electricity to retail and wholesale customers. Prior approval from the relevant state electric utility commission is required for the entities within EU&I to issue securities. The underlying concept of utility ratemaking is to set rates at a level that allows the utility to collect revenues equal to its cost of providing service plus earn a reasonable rate of return on its invested capital, including equity.

In addition to rates approved in base rate cases, each of the state electric utility commissions allow recovery of certain costs through various cost recovery clauses to the extent the respective commission determines in periodic hearings that such costs, including any past over or under-recovered costs, are prudent.

Fuel, fuel-related costs and certain purchased power costs are eligible for recovery by EU&I. EU&I uses coal, hydroelectric, natural gas, oil, renewable generation and nuclear fuel to generate electricity, thereby maintaining a diverse fuel mix that helps mitigate the impact of cost increases in any one fuel. Due to the associated regulatory treatment and the method allowed for recovery, changes in fuel costs from year to year have no material impact on operating results of EU&I, unless a commission finds a portion of such costs to have been imprudent. However, delays between the expenditure for fuel costs and recovery from customers can adversely impact the timing of cash flows of EU&I.

PART I

The table below reflects significant electric rate case applications approved and effective in the past three years and applications currently pending approval.

	Regulatory Body	Annual Increase (Decrease) (in millions)	Return on Equity	Equity Component of Capital Structure	Effective Date
Approved Rate Cases:					
Duke Energy Carolinas 2023 North Carolina Rate Case ^(a)	NCUC	\$ 768	10.1%	53%	January 2024
Duke Energy Kentucky 2022 Kentucky Electric Rate Case ^(b)	KPSC	48	9.75%	52.145%	October 2023
Duke Energy Progress 2022 North Carolina Rate Case ^(c)	NCUC	494	9.8%	53%	October 2023
Duke Energy Progress 2022 South Carolina Rate Case	PSCSC	52	9.6%	52.43%	April 2023
Duke Energy Ohio 2021 Ohio Electric Rate Case	PUCO	23	9.5%	50.5%	January 2023
Duke Energy Progress 2019 North Carolina Rate Case	NCUC	178	9.6%	52%	June 2021
Duke Energy Carolinas 2019 North Carolina Rate Case	NCUC	33	9.6%	52%	June 2021
Pending Rate Cases:					
Duke Energy Carolinas 2024 South Carolina Rate Case	PSCSC	239	10.5%	53%	August 2024

(a) Of the total rate case increase, Year 1, 2 and 3 rates are approximately 57%, 22% and 21%, respectively.

(b) An ROE of 9.65% for electric riders was approved.

(c) Of the total rate increase, Year 1, 2 and 3 rates are approximately 49%, 24% and 27%, respectively.

Additionally, in January 2021, Duke Energy Florida filed the 2021 Settlement with the FPSC that will allow annual increases to its base rates, an agreed upon return on equity (ROE) and includes a base rate stay-out provision through 2024, among other provisions. The FPSC approved the 2021 Settlement on May 4, 2021, issuing an order on June 4, 2021. Revised customer rates became effective January 1, 2022, with subsequent base rate increases effective January 1, 2023, and January 1, 2024. In January 2024, Duke Energy Florida notified the FPSC that it expects to file a formal request for new base rates in April 2024. For more information on rate matters and other regulatory proceedings, see Note 4 to the Consolidated Financial Statements, "Regulatory Matters."

Federal

The FERC approves EU&I's cost-based rates for electric sales to certain power and transmission wholesale customers. Regulations of FERC and the state electric utility commissions govern access to regulated electric and other data by nonregulated entities and services provided between regulated and nonregulated energy affiliates. These regulations affect the activities of nonregulated affiliates with EU&I.

RTOs

PJM and MISO are the ISOs and FERC-approved RTOs for the regions in which Duke Energy Ohio and Duke Energy Indiana operate. PJM and MISO operate energy, capacity and other markets, and control the day-to-day operations of bulk power systems through central dispatch.

Duke Energy Ohio is a member of PJM and Duke Energy Indiana is a member of MISO. Transmission owners in these RTOs have turned over control of their transmission facilities and their transmission systems are currently under the dispatch control of the RTOs. Transmission service is provided on a regionwide, open-access basis using the transmission facilities of the RTO members at rates based on the costs of transmission service.

Environmental

EU&I is subject to the jurisdiction of the EPA and state and local environmental agencies. For a discussion of environmental regulation, see "Environmental Matters" in this section. See the "Other Matters" section of Item 7 Management's Discussion and Analysis for a discussion about potential Global Climate Change legislation and other EPA regulations under development and the potential impacts such legislation and regulation could have on Duke Energy's operations.

GAS UTILITIES AND INFRASTRUCTURE

GU&I conducts natural gas operations primarily through the regulated public utilities of Piedmont, Duke Energy Ohio and Duke Energy Kentucky. The natural gas operations are subject to the rules and regulations of the NCUC, PSCSC, PUCO, KPSC, TPUC, PHMSA and the FERC. GU&I serves residential, commercial, industrial and power generation natural gas customers, including customers served by municipalities who are wholesale customers. GU&I has over 1.7 million total customers, including approximately 1.2 million customers located in North Carolina, South Carolina and Tennessee, and an additional 560,000 customers located within southwestern Ohio and northern Kentucky. In the Carolinas, Ohio and Kentucky, the service areas are comprised of numerous cities, towns and communities. In Tennessee, the service area is the metropolitan area of Nashville. The following map shows the service territory and investments in operating pipelines for GU&I as of December 31, 2023.



The number of residential, commercial and industrial customers within the GU&I service territory is expected to increase over time. Average usage per residential customer is expected to remain flat or decline for the foreseeable future; however, decoupled rates in North Carolina and various rate design mechanisms in other jurisdictions partially mitigate the impact of the declining usage per customer on overall profitability.

GU&I also has investments in various pipeline transmission projects, renewable natural gas projects and natural gas storage facilities.

Natural Gas for Retail Distribution

GU&I is responsible for the distribution of natural gas to retail customers in its North Carolina, South Carolina, Tennessee, Ohio and Kentucky service territories. GU&I's natural gas procurement strategy is to contract primarily with major and independent producers and marketers for natural gas supply. It also purchases a diverse portfolio of transportation and storage service from interstate pipelines. This strategy allows GU&I to assure reliable natural gas supply and transportation for its firm customers during peak winter conditions. When firm pipeline services or contracted natural gas supplies are temporarily not needed due to market demand fluctuations, GU&I may release these services and supplies in the secondary market under FERC-approved capacity release provisions and/or make wholesale secondary market sales. In 2023, firm supply purchase commitment agreements provided for approximately 96% of the natural gas supply for both Piedmont and Duke Energy Ohio during the winter months and 100% of forecasted demand was under contract prior to the winter heating season.

Impact of Weather

GU&I revenues are generally protected from the impact of weather fluctuations due to the regulatory mechanisms that are available in most service territories. In North Carolina, margin decoupling provides protection from both weather and other usage variations like conservation for residential and small and medium general service customers. Margin decoupling provides a set margin per customer independent of actual usage. In South Carolina, Tennessee and Kentucky, weather normalization adjusts revenues either up or down depending on how much warmer or colder than normal a given month has been. Weather normalization adjustments occur from November through March in South Carolina, from October through April in Tennessee and from November through April in Kentucky. Duke Energy Ohio collects most of its non-fuel revenue through a fixed monthly charge that is not impacted by usage fluctuations that result from weather changes or conservation.

Competition

GU&I's businesses operate as the sole provider of natural gas service within their retail service territories. GU&I owns and operates facilities necessary to transport and distribute natural gas. GU&I earns retail margin on the transmission and distribution of natural gas and not on the cost of the underlying commodity. Services are priced by state commission-approved rates designed to include the costs of providing these services and a reasonable return on invested capital. This regulatory policy is intended to provide safe and reliable natural gas service at fair prices.

In residential, commercial and industrial customer markets, natural gas distribution operations compete with other companies that supply energy, primarily electric companies, propane and fuel oil dealers, renewable energy providers and coal companies in relation to sources of energy for electric power plants, as well as nuclear energy. A significant competitive factor is price. GU&I's primary product competition is with electricity for space heating, water heating and cooking. Increases in the price of natural gas or decreases in the price of other energy sources could negatively impact competitive position by decreasing the price benefits of natural gas to the consumer. In the case of industrial customers, such as manufacturing plants, adverse economic or market conditions, including higher natural gas costs, could cause these customers to suspend business operations or to use alternative sources of energy in favor of energy sources with lower per-unit costs.

Higher natural gas costs or decreases in the price of other energy sources may allow competition from alternative energy sources for applications that have traditionally used natural gas, encouraging some customers to move away from natural gas-fired equipment to equipment fueled by other energy sources. Competition between natural gas and other forms of energy is also based on efficiency, performance, reliability, safety and other non-price factors. Technological improvements in other energy sources and events that impair the public perception of the non-price attributes of natural gas could erode our competitive advantage. These factors in turn could decrease the demand for natural gas, impair our ability to attract new customers and cause existing customers to switch to other forms of energy or to bypass our systems in favor of alternative competitive sources. This could result in slow or no customer growth and could cause customers to reduce or cease using our product, thereby reducing our ability to make capital expenditures and otherwise grow our business, adversely affecting our earnings.

Natural Gas Investments

Duke Energy, through its GU&I segment, has a 7.5% equity ownership interest in Sabal Trail. Sabal Trail is a joint venture that owns the Sabal Trail Natural Gas Pipeline (Sabal Trail pipeline) to transport natural gas to Florida, regulated by FERC. The Sabal Trail Phase I mainline was placed into service in July 2017 and traverses Alabama, Georgia and Florida. The remaining lateral line to the Duke Energy Florida's Citrus County CC was placed into service in March 2018. Phase II of Sabal Trail went into service in May 2020, adding approximately 200,000 Dth of capacity to the Sabal Trail pipeline.

Duke Energy, through its GU&I segment, has a 47% equity ownership interest in ACP, which planned to build the ACP pipeline, an approximately 600-mile interstate natural gas pipeline. The ACP pipeline was intended to transport diverse natural gas supplies into southeastern markets and would be regulated by FERC. Dominion Energy owns 53% of ACP and was contracted to construct and operate the ACP pipeline upon completion. On July 5, 2020, Dominion announced a sale of substantially all of its natural gas transmission and storage segment assets, which were critical to the ACP pipeline. Further, permitting delays and legal challenges had materially affected the timing and cost of the pipeline. As a result, Duke Energy determined that they would no longer invest in the construction of the ACP pipeline.

Duke Energy, also through its GU&I segment, has investments in various renewable natural gas joint ventures.

GU&I has a 21.49% equity ownership interest in Cardinal, an intrastate pipeline located in North Carolina regulated by the NCU, a 45% equity ownership interest in Pine Needle, an interstate liquefied natural gas storage facility located in North Carolina and a 50% equity ownership interest in Hardy Storage, an underground interstate natural gas storage facility located in Hardy and Hampshire counties in West Virginia. Pine Needle and Hardy Storage are regulated by FERC.

KO Transmission Company (KO Transmission), a wholly owned subsidiary of Duke Energy Ohio, is an interstate pipeline company engaged in the business of transporting natural gas and is subject to the rules and regulations of FERC. KO Transmission's 90-mile pipeline supplies natural gas to Duke Energy Ohio and interconnects with the Columbia Gulf Transmission pipeline and Tennessee Gas Pipeline. An approximately 70-mile portion of KO Transmission's pipeline facilities was co-owned by Columbia Gas Transmission, LLC. KO Transmission sold all of its pipeline facilities and related real property to Columbia Gas Transmission, LLC on February 1, 2023, for approximately book value.

See Notes 4, 13 and 18 to the Consolidated Financial Statements, "Regulatory Matters," "Investments in Unconsolidated Affiliates" and "Variable Interest Entities," respectively, for further information on Duke Energy's and GU&I's natural gas investments.

Inventory

GU&I must maintain adequate natural gas inventory in order to provide reliable delivery to customers. As of December 31, 2023, the inventory balance for GU&I was \$129 million. For more information on inventory, see Note 1 to the Consolidated Financial Statements, "Summary of Significant Accounting Policies."

PART I

Regulation

State

The state gas utility commissions approve rates for Duke Energy's retail natural gas service within their respective states. The state gas utility commissions, to varying degrees, have authority over the construction and operation of GU&I's natural gas distribution facilities. CPCNs issued by the state gas utility commissions or other government agencies, as applicable, authorize GU&I to construct and operate its natural gas distribution facilities and to sell natural gas to retail and wholesale customers. Prior approval from the relevant state gas utility commission is required for GU&I to issue securities. The underlying concept of utility ratemaking is to set rates at a level that allows the

utility to collect revenues equal to its cost of providing service plus a reasonable rate of return on its invested capital, including equity.

In addition to amounts collected from customers through approved base rates, each of the state gas utility commissions allow recovery of certain costs through various cost recovery clauses to the extent the respective commission determines in periodic hearings that such costs, including any past over- or under-recovered costs, are prudent.

Natural gas costs are eligible for recovery by GU&I. Due to the associated regulatory treatment and the method allowed for recovery, changes in natural gas costs from year to year have no material impact on operating results of GU&I, unless a commission finds a portion of such costs to have been imprudent. However, delays between the expenditure for natural gas and recovery from customers can adversely impact the timing of cash flows of GU&I.

The following table summarizes certain components underlying significant recently approved and effective base rates or ARM filings in the last three years.

	Regulatory Body	Annual Increase (Decrease) (in millions)	Return on Equity	Equity Component of Capital Structure	Effective Date
Approved Rate Cases:					
Duke Energy Ohio 2022 Natural Gas Base Rate Case	PUCO	\$ 32	9.6%	52.32%	November 2023
Piedmont 2023 Tennessee Annual Review Mechanism	TPUC	40	9.8%	48.67%	October 2023
Duke Energy Kentucky 2021 Natural Gas Base Rate Case ^(a)	KPSC	9	9.375%	51.344%	January 2022
Piedmont 2021 North Carolina Natural Gas Base Rate Case	NCUC	67	9.6%	51.60%	November 2021
Piedmont 2020 Tennessee Natural Gas Base Rate Case	TPUC	16	9.8%	50.50%	January 2021

(a) An ROE of 9.3% for natural gas riders was approved.

GU&I has an IMR mechanism in North Carolina designed to separately track and recover certain costs associated with capital investments incurred to comply with federal pipeline safety and integrity programs. Piedmont has withdrawn from the Tennessee IMR mechanism subsequent to the authorization of the Tennessee Annual Review Mechanism effective January 2022. The following table summarizes information related to the recently approved IMR filing.

(in millions)	Cumulative Investment	Annual Revenues	Effective Date
Piedmont 2022 IMR Filing – North Carolina	\$ 213	\$ 20	December 2022

In Ohio, GU&I has a CEP Rider designed to recover costs between rate cases on PUCO approved capital expenditures. Duke Energy Ohio submits a filing each year for incremental investments to increase the revenue requirement up to the approved annual residential rate cap increase. The cumulative investment under the CEP Rider is \$164 million with total annual revenue requirement of \$17 million with rates effective November 1, 2023.

For more information on rate matters and other regulatory proceedings, see Note 4 to the Consolidated Financial Statements, "Regulatory Matters."

Federal

GU&I is subject to various federal regulations, including regulations that are particular to the natural gas industry. These federal regulations include but are not limited to the following:

- Regulations of the FERC affect the certification and siting of new interstate natural gas pipeline projects, the purchase and sale of, the prices paid for, and the terms and conditions of service for the interstate transportation and storage of natural gas.
- Regulations of the PHMSA affect the design, construction, operation, maintenance, integrity, safety and security of natural gas distribution and transmission systems.
- Regulations of the EPA relate to the environment including proposed air emissions regulations that would expand to include emissions of methane.

Regulations of the FERC and the state gas utility commissions govern access to regulated natural gas and other data by nonregulated entities and services provided between regulated and nonregulated energy affiliates. These regulations affect the activities of nonregulated affiliates with GU&I.

Environmental

GU&I is subject to the jurisdiction of the EPA and state and local environmental agencies. For a discussion of environmental regulation, see “Environmental Matters” in this section. See “Other Matters” section of Item 7 Management’s Discussion and Analysis for a discussion about potential Global Climate Change legislation and other EPA regulations under development and the potential impacts such legislation and regulation could have on Duke Energy’s operations.

OTHER

The remainder of Duke Energy’s operations is presented as Other. While it is not a business segment, Other primarily includes interest expense on holding company debt, unallocated corporate costs, certain income tax amounts, amounts related to certain companywide initiatives and contributions made to the Duke Energy Foundation. Other also includes Bison and an investment in NMC.

The Duke Energy Foundation is a nonprofit organization funded by Duke Energy shareholders that makes charitable contributions to selected nonprofits and government subdivisions.

Bison, a wholly owned subsidiary of Duke Energy, is a captive insurance company with the principal activity of providing Duke Energy subsidiaries with indemnification for financial losses primarily related to property, workers’ compensation and general liability.

Duke Energy owns a 17.5% equity interest in NMC. The joint venture company has production facilities in Jubail, Saudi Arabia, where it manufactures certain petrochemicals and plastics. NMC annually produces approximately 1 million metric tons each of MTBE and methanol and has the capacity to produce 50,000 metric tons of polyacetal. The main feedstocks to produce these products are natural gas and butane. Duke Energy records the investment activity of NMC using the equity method of accounting and retains 25% of NMC’s board of directors’ representation and voting rights.

Human Capital Management

Governance

Our employees are critical to the success of our company. Our Human Resources organization is responsible for our human capital management strategy, which includes recruiting and hiring, onboarding and training, diversity and inclusion, workforce planning, talent and succession planning, performance management and employee development. Key areas of focus include fostering a high-performance and inclusive culture built on strong leadership and highly engaged and diverse employees, building a pipeline of skilled workers and ensuring knowledge transfer as employees retire.

Our Board of Directors provides oversight on certain human capital management matters, primarily through the Compensation and People Development Committee, which is responsible for reviewing strategies and policies related to human capital management, including with respect to matters such as diversity and inclusion, employee engagement and talent development.

Employees

On December 31, 2023, Duke Energy had a total of 27,037 full-time, part-time and temporary employees, the majority of which were full-time employees. The total includes 5,054 employees who are represented by labor unions under various collective bargaining agreements that generally cover wages, benefits, working practices, and other terms and conditions of employment.

Compensation

The Company seeks to attract and retain an appropriately qualified workforce and leverages Duke Energy’s leadership imperatives to foster a culture focused on customers, innovation, and highly engaged employees. Our

compensation program is market driven and designed to link pay to performance with the goal of attracting and retaining talented employees, rewarding individual performance, and encouraging long-term commitment to our business. Our market competitive pay program includes short-term and long-term variable pay components that help to align the interests of Duke Energy to our customers and shareholders. In addition to competitive base pay, we provide eligible employees with compensation and benefits under a variety of plans and programs, including health care benefits, retirement savings, pension, health savings and flexible spending accounts, wellness, family leaves, employee assistance, as well as other benefits including a charitable matching program. The Company is committed to providing market competitive, fair, and equitable compensation and regularly conducts internal pay equity reviews, and benchmarking against peer companies to ensure our pay is competitive.

Diversity and Inclusion

Duke Energy is committed to continuing to build a diverse workforce that reflects the communities we serve while strengthening a culture of inclusion where all employees and customers feel respected and valued. Our goals include attracting and retaining the talent needed and rewarding performance to enable us to reach our strategic objectives. The Enterprise Diversity and Inclusion Council, chaired by our Executive Vice President and Chief Executive Officer, Duke Energy Florida and Midwest in 2023, monitors the effectiveness and execution of our diversity and inclusion strategy and programs. Employee-led councils are also embedded across the Company in our business units and focus on the specific diversity and inclusion needs of the business and help drive inclusion deeper into the employee experience. Leaders and individual contributors also have the opportunity to participate in voluntary diversity and inclusion training and facilitated conversations on insightful topics offered to further our commitment to building and enabling an inclusive work environment.

In 2022, our aspirational goals included achieving workforce representation of at least 25% for women and 20% for people of color. In 2023, we established new aspirational goals of 28% for women and 23% for people of color. We continue to strive toward reaching these aspirational goals and as of December 31, 2023, our workforce consisted of approximately 23.6% women and 20.5% people of color.

The Company also has 10 Employee Resource Groups (ERGs), with 38 chapters and more than 6,700 employees participating. ERGs are networks of employees formed around a common dimension of diversity whose goals and objectives align with the Company’s goals and objectives. These groups focus on employee professional development and networking, community outreach, cultural awareness, recruiting and retention. They also serve as a resource to the Company for advocacy and community outreach and improving customer service through innovation. ERG-sponsored forums include networking events, mentoring, scholarship banquets for aspiring college students, and workshops on topics such as time management, stress reduction, career planning and work-life balance. Our ERGs are open to all employees.

Among other efforts, the Company has developed partnerships with community organizations, community colleges and historically Black colleges and universities (HBCUs) to support our strategy of building a diverse and highly skilled talent pipeline.

Operational Excellence

The foundation for our growth and success is our continued focus on operational excellence, the leading indicator of which is safety. As such, the safety of our workforce remains our top priority. The Company closely monitors the total incident case rate (TICR), which is a metric based on strict OSHA definitions that measures the number of occupational injuries and illnesses per 100 employees. This objective emphasizes our focus on achieving an event-free and injury-free workplace. As an indication of our commitment to safety, we include safety metrics in both the short-term and long-term incentive plans based on the TICR for employees. Our employees delivered strong safety results in 2023, consistent with our industry-leading performance levels since 2018.

PART I

Information about Our Executive Officers

The following table sets forth the individuals who currently serve as executive officers. Executive officers serve until their successors are duly elected or appointed.

Name	Age ^(a)	Current and Recent Positions Held
Lynn J. Good	64	Chair, President and Chief Executive Officer. Ms. Good has served as Chair, President and Chief Executive Officer of Duke Energy since January 1, 2016, and was Vice Chairman, President and Chief Executive Officer of Duke Energy from July 2013 through December 2015. Prior to that, she served as Executive Vice President and Chief Financial Officer since 2009.
Brian D. Savoy	48	Executive Vice President and Chief Financial Officer. Mr. Savoy assumed his current position in September 2022. Prior to that, he served as Executive Vice President, Chief Strategy and Commercial Officer from May 2021 through August 2022; Senior Vice President, Chief Transformation and Administrative Officer from October 2019 through April 2021; Senior Vice President, Business Transformation and Technology from May 2016 through September 2019; Senior Vice President, Controller and Chief Accounting Officer from September 2013 to May 2016; Director, Forecasting and Analysis from 2009 to September 2013; and Vice President and Controller of the Commercial Power segment from 2006 to 2009.
Kodwo Ghartey-Tagoe	60	Executive Vice President, Chief Legal Officer and Corporate Secretary. Mr. Ghartey-Tagoe assumed his current position in May 2020. He was appointed Executive Vice President and Chief Legal Officer in October 2019 after serving as President, South Carolina since 2017. Mr. Ghartey-Tagoe joined Duke Energy in 2002 and has held numerous leadership positions in Duke Energy's Legal Department, including Duke Energy's Senior Vice President of State and Federal Regulatory Legal Support.
T. Preston Gillespie	61	Executive Vice President, Chief Generation Officer and Enterprise Operational Excellence. Mr. Gillespie assumed his current position in January 2023. Prior to that, he served as the Chief Generation Officer since 2020.
R. Alexander Glenn	58	Executive Vice President and Chief Executive Officer, Duke Energy Florida and Midwest. Mr. Glenn assumed his current position in March 2023. Prior to that, he served as Senior Vice President and Chief Executive Officer, Duke Energy Florida and Midwest from May 2021 to March 2023; Senior Vice President, State and Federal Regulatory Legal Support from 2017 to May 2021; and State President of Duke Energy Florida's operations from 2012 to 2017.
Julia S. Janson	59	Executive Vice President and Chief Executive Officer, Duke Energy Carolinas. Ms. Janson assumed her current position in May 2021. Prior to that, she served as Executive Vice President, External Affairs and President, Carolinas Region since October 2019 and the position of Executive Vice President, External Affairs and Chief Legal Officer since November 2018. She originally assumed the position of Executive Vice President, Chief Legal Officer and Corporate Secretary in December 2012 and then assumed the responsibilities for External Affairs in February 2016.
Cynthia S. Lee	57	Vice President, Chief Accounting Officer and Controller. Ms. Lee assumed her current position in May 2021. Prior to that, she served as Director, Investor Relations since June 2019 and in various roles within the Corporate Controller's organization after joining the Corporation and its affiliates in 2002.
Ronald R. Reising	63	Adviser to the Chair, President, and Chief Executive Officer. Mr. Reising assumed his current position in January 2024. Prior to that, he served as Executive Vice President and Chief Human Resources Officer from April 2023 to December 2023; Senior Vice President and Chief Human Resource Officer from July 2020 to March 2023; Senior Vice President of Operations Support from 2014 to July 2020; and Chief Procurement Officer from 2006 to 2014.
Louis E. Renjel	50	Executive Vice President, External Affairs and Communications. Mr. Renjel assumed his current position in March 2023. Prior to that, he served as Senior Vice President, External Affairs and Communications from May 2021 to March 2023; Senior Vice President of Federal Government and Corporate Affairs from 2019 to May 2021; and Vice President, Federal Government Affairs and Strategic Policy from March 2017 to 2019. Prior to joining Duke Energy, Mr. Renjel served as Vice President of Strategic Infrastructure from 2009 to March 2017 for CSX Corp and as their Director of Environmental and Government Affairs from 2006 to 2008.
Harry K. Sideris	53	Executive Vice President, Customer Experience, Solutions and Services. Mr. Sideris assumed his current position in October 2019. Prior to that, he served as Senior Vice President and Chief Distribution Officer from June 2018 to October 2019; State President, Florida from January 2017 to June 2018; Senior Vice President of Environmental Health and Safety from August 2014 to January 2017; and Vice President of Power Generations for the Company's Fossil/Hydro Operations in the western portions of North Carolina and South Carolina from July 2012 to August 2014.
Steven K. Young	65	Executive Vice President and Chief Commercial Officer. Mr. Young assumed his current position in September 2022. Prior to that, he held the position of Executive Vice President and Chief Financial Officer from August 2013 through August 2022; Vice President, Chief Accounting Officer and Controller, assuming the role of Chief Accounting Officer in July 2012 and the role of Controller in December 2006.

(a) The ages of the officers provided are as of January 31, 2024.

There are no family relationships between any of the executive officers, nor any arrangement or understanding between any executive officer and any other person involved in officer selection.

Environmental Matters

The Duke Energy Registrants are subject to federal, state and local laws and regulations with regard to air and water quality, hazardous and solid waste disposal and other environmental matters. Environmental laws and regulations affecting the Duke Energy Registrants include, but are not limited to:

- The Clean Air Act, as well as state laws and regulations impacting air emissions, including State Implementation Plans related to existing and new national ambient air quality standards for ozone and particulate matter. Owners and/or operators of air emission sources are responsible for obtaining permits and for annual compliance and reporting.
- The Clean Water Act, which requires permits for facilities that discharge wastewaters into navigable waters.
- The Comprehensive Environmental Response, Compensation and Liability Act, which can require any individual or entity that currently owns or in the past owned or operated a disposal site, as well as transporters or generators of hazardous substances sent to a disposal site, to share in remediation costs.
- The National Environmental Policy Act, which requires federal agencies to consider potential environmental impacts in their permitting and licensing decisions, including siting approvals.
- The CCR Rule, a 2015 EPA rule establishing national regulations to provide a comprehensive set of requirements for the management and disposal of CCR from coal-fired power plants.
- Coal Ash Act, as amended, which establishes requirements regarding the use and closure of existing ash basins, the disposal of ash at active coal plants and the handling of surface water and groundwater impacts from ash basins in North Carolina.
- The Solid Waste Disposal Act, as amended by RCRA, which creates a framework for the proper management of hazardous and nonhazardous solid waste; classifies CCR as nonhazardous waste; and establishes standards for landfill and surface impoundment placement, design, operation and closure, groundwater monitoring, corrective action, and post-closure care.
- The Toxic Substances Control Act, which gives EPA the authority to require reporting, recordkeeping and testing requirements, and to place restrictions relating to chemical substances and/or mixtures, including polychlorinated biphenyls.

For more information on environmental matters, see Notes 5 and 10 to the Consolidated Financial Statements, “Commitments and Contingencies – Environmental” and “Asset Retirement Obligations,” respectively, and the “Other Matters” section of Item 7 Management’s Discussion and Analysis. Except as otherwise described in these sections, costs to comply with current federal, state and local provisions regulating the discharge of materials into the environment or other potential costs related to protecting the environment are incorporated into the routine cost structure of our various business segments and are not expected to have a material adverse effect on the competitive position, consolidated results of operations, cash flows or financial position of the Duke Energy Registrants.

The “Other Matters” section of Item 7 Management’s Discussion and Analysis includes more information on certain environmental regulations and a discussion of Global Climate Change including the potential impact of current and future legislation related to GHG emissions on the Duke Energy Registrants’ operations. Recently passed and potential future environmental statutes and regulations could have a significant impact on the Duke Energy Registrants’ results of operations, cash flows or financial position. However, if and when such statutes and regulations become effective, the Duke Energy Registrants will seek appropriate regulatory recovery of costs to comply within its regulated operations.

DUKE ENERGY CAROLINAS

Duke Energy Carolinas is a regulated public utility primarily engaged in the generation, transmission, distribution and sale of electricity in portions of North Carolina and South Carolina. Duke Energy Carolinas’ service area covers approximately 24,000 square miles and supplies electric service to approximately 2.9 million residential, commercial and industrial customers. For information about Duke Energy Carolinas’ generating facilities, see Item 2, “Properties.” Duke Energy Carolinas is subject to the regulatory provisions of the NCUC, PSCSC, NRC and FERC.

Substantially all of Duke Energy Carolinas’ operations are regulated and qualify for regulatory accounting. Duke Energy Carolinas operates one reportable business segment, EU&I. For additional information regarding this business segment, including financial information, see Note 3 to the Consolidated Financial Statements, “Business Segments.”

PROGRESS ENERGY

Progress Energy is a public utility holding company primarily engaged in the regulated electric utility business and is subject to regulation by the FERC. Progress Energy conducts operations through its wholly owned subsidiaries, Duke Energy Progress and Duke Energy Florida. When discussing Progress Energy’s financial information, it necessarily includes the results of Duke Energy Progress and Duke Energy Florida.

Substantially all of Progress Energy’s operations are regulated and qualify for regulatory accounting. Progress Energy operates one reportable business segment, EU&I. For additional information regarding this business segment, including financial information, see Note 3 to the Consolidated Financial Statements, “Business Segments.”

DUKE ENERGY PROGRESS

Duke Energy Progress is a regulated public utility primarily engaged in the generation, transmission, distribution and sale of electricity in portions of North Carolina and South Carolina. Duke Energy Progress’ service area covers approximately 28,000 square miles and supplies electric service to approximately 1.7 million residential, commercial and industrial customers.

For information about Duke Energy Progress’ generating facilities, see Item 2, “Properties.” Duke Energy Progress is subject to the regulatory provisions of the NCUC, PSCSC, NRC and FERC. Substantially all of Duke Energy Progress’ operations are regulated and qualify for regulatory accounting. Duke Energy Progress operates one reportable business segment, EU&I. For additional information regarding this business segment, including financial information, see Note 3 to the Consolidated Financial Statements, “Business Segments.”

DUKE ENERGY FLORIDA

Duke Energy Florida is a regulated public utility primarily engaged in the generation, transmission, distribution and sale of electricity in portions of Florida. Duke Energy Florida’s service area covers approximately 13,000 square miles and supplies electric service to approximately 2 million residential, commercial and industrial customers. For information about Duke Energy Florida’s generating facilities, see Item 2, “Properties.” Duke Energy Florida is subject to the regulatory provisions of the FPSC, NRC and FERC.

Substantially all of Duke Energy Florida’s operations are regulated and qualify for regulatory accounting. Duke Energy Florida operates one reportable business segment, EU&I. For additional information regarding this business segment, including financial information, see Note 3 to the Consolidated Financial Statements, “Business Segments.”

DUKE ENERGY OHIO

Duke Energy Ohio is a regulated public utility primarily engaged in the transmission and distribution of electricity in portions of Ohio and Kentucky, in the generation and sale of electricity in portions of Kentucky and the transportation and sale of natural gas in portions of Ohio and Kentucky. Duke Energy Ohio also conducts competitive auctions for retail electricity supply in Ohio whereby recovery of the energy price is from retail customers. Operations in Kentucky are conducted through Duke Energy Ohio's wholly owned subsidiary, Duke Energy Kentucky. References herein to Duke Energy Ohio include Duke Energy Ohio and its subsidiaries, unless otherwise noted. Duke Energy Ohio is subject to the regulatory provisions of the PUCO, KPSC, PHMSA and FERC.

Duke Energy Ohio's service area covers approximately 3,000 square miles and supplies electric service to approximately 910,000 residential, commercial and industrial customers and provides transmission and distribution services for natural gas to approximately 560,000 customers. For information about Duke Energy Ohio's generating facilities and natural gas distribution facilities, see Item 2, "Properties."

KO Transmission, a wholly owned subsidiary of Duke Energy Ohio, is an interstate pipeline company engaged in the business of transporting natural gas and is subject to the rules and regulations of FERC. KO Transmission's 90-mile pipeline supplies natural gas to Duke Energy Ohio and interconnects with the Columbia Gulf Transmission pipeline and Tennessee Gas Pipeline. An approximately 70-mile portion of KO Transmission's pipeline facilities was co-owned by Columbia Gas Transmission, LLC. KO Transmission sold all of its pipeline facilities and related real property to Columbia Gas Transmission, LLC on February 1, 2023, for approximately book value.

Substantially all of Duke Energy Ohio's operations are regulated and qualify for regulatory accounting. Duke Energy Ohio has two reportable segments, EU&I and GU&I. For additional information on these business segments, including financial information, see Note 3 to the Consolidated Financial Statements, "Business Segments."

DUKE ENERGY INDIANA

Duke Energy Indiana is a regulated public utility primarily engaged in the generation, transmission, distribution and sale of electricity in portions of Indiana. Duke Energy Indiana's service area covers approximately 23,000 square miles and supplies electric service to approximately 900,000 residential, commercial and industrial customers. For information about Duke Energy Indiana's generating facilities, see Item 2, "Properties." Duke Energy Indiana is subject to the regulatory provisions of the IURC and FERC.

In 2021, Duke Energy executed an agreement providing for an investment in Duke Energy Indiana by GIC. The transaction was completed following two closings. For additional information, see Note 2 to the Consolidated Financial Statements, "Dispositions."

Substantially all of Duke Energy Indiana's operations are regulated and qualify for regulatory accounting. Duke Energy Indiana operates one reportable business segment, EU&I. For additional information regarding this business segment, including financial information, see Note 3 to the Consolidated Financial Statements, "Business Segments."

PIEDMONT

Piedmont is a regulated public utility primarily engaged in the distribution of natural gas to approximately 1.2 million residential, commercial, industrial and power generation customers in portions of North Carolina, South Carolina and Tennessee, including customers served by municipalities who are wholesale customers. For information about Piedmont's natural gas distribution facilities, see Item 2, "Properties." Piedmont is subject to the regulatory provisions of the NCUC, PSCSC, TPUC, PHMSA and FERC.

Substantially all of Piedmont's operations are regulated and qualify for regulatory accounting. Piedmont operates one reportable business segment, GU&I. For additional information regarding this business segment, including financial information, see Note 3 to the Consolidated Financial Statements, "Business Segments."

ITEM 1A. RISK FACTORS

In addition to other disclosures within this Form 10-K, including "Management's Discussion and Analysis of Financial Condition and Results of Operations – Matters Impacting Future Results" for each registrant in Item 7, and other documents filed with the SEC from time to time, the following factors should be considered in evaluating Duke Energy and its subsidiaries. Such factors could affect actual results of operations and cause results to differ substantially from those currently expected or sought. Unless otherwise indicated, risk factors discussed below generally relate to risks associated with all of the Duke Energy Registrants. Risks identified at the Subsidiary Registrant level are generally applicable to Duke Energy.

BUSINESS STRATEGY RISKS

Duke Energy's future results could be adversely affected if it is unable to implement its business strategy including achieving its carbon emissions reduction goals.

Duke Energy's results of operations depend, in significant part, on the extent to which it can implement its business strategy successfully. Duke Energy's clean energy transition, which includes achieving net-zero carbon emissions from electricity generation by 2050, modernizing the regulatory construct, transforming the customer experience, and digital transformation, is subject to business, policy, regulatory, technology, economic and competitive uncertainties and contingencies, many of which are beyond its control and may make those goals difficult to achieve.

Federal or state policies could be enacted that restrict the availability of fuels or generation technologies, such as natural gas or nuclear power, that enable Duke Energy to reduce its carbon emissions. Supportive policies may be needed to facilitate the siting and cost recovery of transmission and distribution upgrades needed to accommodate the build out of large volumes of renewables and energy storage. Further, the approval of our state regulators will be necessary for the Company to continue to retire existing carbon emitting assets or make investments in new generating capacity. The Company may be constrained by the ability to procure resources or labor needed to build new generation at a reasonable price as well as to construct projects on time. In addition, new technologies that are not yet commercially available or are unproven at utility scale will likely be needed including new resources capable of following electric load over long durations such as advanced nuclear, hydrogen and long-duration storage. If these technologies are not developed or are not available at reasonable prices, or if we invest in early stage technologies that are then supplanted by technological breakthroughs, Duke Energy's ability to achieve a net-zero target by 2050 at a cost-effective price could be at risk.

Achieving our carbon reduction goals will require continued operation of our existing carbon-free technologies including nuclear and renewables. The rapid transition to and expansion of certain low-carbon resources, such as renewables without cost-effective storage, may challenge our ability to meet customer expectations of reliability in a carbon constrained environment. Our nuclear fleet is central to our ability to meet these objectives and customer expectations. We are continuing to seek to renew the operating licenses of the 11 reactors we operate at six nuclear stations for an additional 20 years, extending their operating lives to and beyond midcentury. Failure to receive approval from the NRC for the relicensing of any of these reactors could affect our ability to achieve a net-zero target by 2050.

As a consequence, Duke Energy may not be able to fully implement or realize the anticipated results of its energy transition strategy, which may have an adverse effect on its financial condition.

REGULATORY, LEGISLATIVE AND LEGAL RISKS

The Duke Energy Registrants' regulated utility revenues, earnings and results of operations are dependent on state legislation and regulation that affect electric generation, electric and natural gas transmission, distribution and related activities, which may limit their ability to recover costs.

The Duke Energy Registrants' regulated electric and natural gas utility businesses are regulated on a cost-of-service/rate-of-return basis subject to statutes and regulatory commission rules and procedures of North Carolina, South Carolina, Florida, Ohio, Tennessee, Indiana and Kentucky. If the Duke Energy Registrants' regulated utility earnings exceed the returns established by the state utility commissions, retail electric and natural gas rates may be subject to review and possible reduction by the commissions, which may decrease the Duke Energy Registrants' earnings. Additionally, if regulatory or legislative bodies do not allow recovery of costs incurred in providing service, or do not do so on a timely basis, the Duke Energy Registrants' earnings could be negatively impacted. Differences in regulation between jurisdictions with concurrent operations, such as North Carolina and South Carolina in Duke Energy Carolinas' and Duke Energy Progress' service territory, may also result in failure to recover costs.

If legislative and regulatory structures were to evolve in such a way that the Duke Energy Registrants' exclusive rights to serve their regulated customers were eroded, their earnings could be negatively impacted. Federal and state regulations, laws, commercialization and reduction of costs and other efforts designed to promote and expand the use of EE measures and distributed generation technologies, such as private solar and battery storage, in Duke Energy service territories could reduce recovery of fixed costs in Duke Energy service territories or result in customers leaving the electric distribution system and an increase in customer net energy metering, which allows customers with private solar to receive bill credits for surplus power up to the full retail credit amount. Over time, customer adoption of these technologies could result in Duke Energy not being able to fully recover the costs and investment in generation.

State regulators have approved various mechanisms to stabilize natural gas utility margins, including margin decoupling in North Carolina and rate stabilization in South Carolina. Additionally, certain jurisdictions have established performance incentive mechanisms and revenue decoupling mechanisms for EU&I. Performance incentive mechanisms condition some portion of the respective utility's earnings on its performance on established measurable consumer, utility system, or public policy outcomes. Revenue decoupling mechanisms provide periodic rate adjustments to ensure actual revenues match allowed revenues for certain customer classes. State regulators have also approved other margin stabilizing mechanisms that, for example, allow for recovery of margin losses associated with negotiated transactions designed to retain large volume customers that could use alternative fuels or that may otherwise directly access natural gas supply through their own connection to an interstate pipeline. If regulators decided to discontinue the Duke Energy Registrants' use of tariff mechanisms or other mechanisms intended to stabilize utility margins, it would negatively impact results of operations, financial position and cash flows. In addition, regulatory authorities also review whether natural gas costs are prudently incurred and can disallow the recovery of a portion of natural gas costs that the Duke Energy Registrants seek to recover from customers, which would adversely impact earnings.

The rates that the Duke Energy Registrants' regulated utility businesses are allowed to charge are established by state utility commissions in rate case proceedings, which may limit their ability to recover costs and earn an appropriate return on investment.

The rates that the Duke Energy Registrants' regulated utility businesses are allowed to charge significantly influences the results of operations, financial position and cash flows of the Duke Energy Registrants. The regulation of the rates that the regulated utility businesses charge customers is determined, in large part, by state utility commissions in rate case proceedings. Negative decisions made by these regulators, or by any court on appeal of a rate case proceeding, have, and in the future could have, a material adverse effect on the Duke Energy Registrants' results of operations, financial position or cash flows and affect the ability of the Duke Energy Registrants to adequately recover costs on a timely basis, including an appropriate return on the significant infrastructure investments being made.

Deregulation or restructuring in the electric industry may result in increased competition and unrecovered costs that could adversely affect the Duke Energy Registrants' results of operations, financial position or cash flows and their utility businesses.

Increased competition resulting from deregulation or restructuring legislation could have a significant adverse impact on the Duke Energy Registrants' results of operations, financial position or cash flows and their utility businesses. If the retail jurisdictions served by the Duke Energy Registrants become subject to deregulation, the impairment of assets, loss of retail customers, lower profit margins or increased costs of capital, and recovery of stranded costs could have a significant adverse financial impact on the Duke Energy Registrants. Stranded costs primarily include the generation assets of the Duke Energy Registrants whose value in a competitive marketplace may be less than their current book value, as well as above-market purchased power commitments from QFs from whom the Duke Energy Registrants are legally obligated to purchase energy at an avoided cost rate under PURPA. The Duke Energy Registrants cannot predict the extent and timing of entry by additional competitors into the electric markets. The Duke Energy Registrants cannot predict if or when they will be subject to changes in legislation or regulation, nor can they predict the impact of these changes on their results of operations, financial position or cash flows.

The Duke Energy Registrants' businesses are subject to extensive federal regulation and a wide variety of laws and governmental policies, including taxes and environmental regulations, that may change over time in ways that affect operations and costs.

The Duke Energy Registrants are subject to regulations under a wide variety of U.S. federal and state regulations and policies, including by FERC, NRC, EPA and various other federal agencies as well as the North American Electric Reliability Corporation. Regulation affects almost every aspect of the Duke Energy Registrants' businesses, including, among other things, their ability to: take fundamental business management actions; determine the terms and rates of transmission and distribution services; make acquisitions; issue equity or debt securities; engage in transactions with other subsidiaries and affiliates; and pay dividends upstream to the Duke Energy Registrants. Changes to federal regulations are continuous and ongoing. There can be no assurance that laws, regulations and policies will not be changed in ways that result in material modifications of business models and objectives or affect returns on investment by restricting activities and products, subjecting them to escalating costs, causing delays, or prohibiting them outright.

The Duke Energy Registrants are subject to numerous environmental laws and regulations requiring significant capital expenditures that can increase the cost of operations, and which may impact or limit business plans, or cause exposure to environmental liabilities.

The Duke Energy Registrants are subject to numerous environmental laws and regulations affecting many aspects of their present and future operations, including CCRs, air emissions, water quality, wastewater discharges, solid waste and hazardous waste. These laws and regulations can result in increased capital, operating and other costs. These laws and regulations generally require the Duke Energy Registrants to obtain and comply with a wide variety of environmental licenses, permits, inspections and other approvals. Compliance with environmental laws and regulations can require significant expenditures, including expenditures for cleanup costs and damages arising from contaminated properties. Failure to comply with environmental regulations may result in the imposition of fines, penalties and injunctive measures affecting operating assets, as well as reputational damage. The steps the Duke Energy Registrants could be required to take to ensure their facilities are in compliance could be prohibitively expensive. As a result, the Duke Energy Registrants may be required to shut down or alter the operation of their facilities, which may cause the Duke Energy Registrants to incur losses. Further, the Duke Energy Registrants may not be successful in recovering capital and operating costs incurred to comply with new environmental regulations through existing regulatory rate structures and their contracts with customers. Also, the Duke Energy Registrants may not be able to obtain or maintain from time to time all required environmental regulatory approvals for their operating assets or development projects. Delays in obtaining any required environmental regulatory approvals, failure to obtain and comply with them or changes in environmental laws or regulations to more stringent compliance levels could result in additional costs of operation for existing facilities or development of new facilities being prevented, delayed or subject to additional costs. Although it is not expected that the costs to comply with current environmental regulations will have a material adverse effect on the Duke Energy Registrants' results of operations, financial position and cash flows due to regulatory cost recovery, the Duke Energy Registrants are at risk that the costs of complying with environmental regulations in the future will have such an effect.

The EPA has issued or proposed federal regulations governing the management of cooling water intake structures, wastewater, CCR management units, and CO₂ emissions. New state legislation could impose carbon reduction goals that are more aggressive than the Company's plans. These regulations may require the Duke Energy Registrants to make additional capital expenditures and increase operating and maintenance costs.

The Duke Energy Registrants' operations, capital expenditures and financial results may be affected by regulatory changes related to the impacts of global climate change.

There is continued concern, and increasing activism, both nationally and internationally, about climate change. The EPA and state regulators have, and may adopt and implement, additional regulations to restrict emissions of GHGs to address global climate change, as well as reporting requirements regarding such emissions and related climate-goal claims. Certain local and state jurisdictions have also enacted laws to restrict or prevent new natural gas infrastructure. Increased regulation of GHG emissions and reporting requirements could impose significant additional costs on the Duke Energy Registrants' electric and natural gas operations, their suppliers and customers and affect demand for energy conservation and renewable products, which could impact both our electric and natural gas businesses. Regulatory changes could also result in generation facilities to be retired earlier than planned to meet our net-zero 2050 goal. Though we would plan to seek cost recovery for investments

related to GHG emissions reductions through regulatory rate structures, changes in the regulatory climate could result in the delay in or failure to fully recover such costs and investment in generation.

OPERATIONAL RISKS

The Duke Energy Registrants' results of operations may be negatively affected by overall market, economic and other conditions that are beyond their control.

Sustained downturns or sluggishness in the economy generally affect the markets in which the Duke Energy Registrants operate and negatively influence operations. Declines in demand for electricity or natural gas as a result of economic downturns in the Duke Energy Registrants' regulated service territories will reduce overall sales and lessen cash flows, especially as industrial customers reduce production and, therefore, consumption of electricity and the use of natural gas. Although the Duke Energy Registrants' regulated electric and natural gas businesses are subject to regulated allowable rates of return and recovery of certain costs, such as fuel and purchased natural gas costs, under periodic adjustment clauses, overall declines in electricity or natural gas sold as a result of economic downturn or recession could reduce revenues and cash flows, thereby diminishing results of operations.

A continuation of adverse economic conditions including economic downturn or high commodity prices could also negatively impact the financial stability of certain of our customers and result in their inability to pay for electric and natural gas services. This could lead to increased bad debt expense and higher allowance for doubtful account reserves for the Duke Energy Registrants and result in delayed or unrecovered operating costs and lower financial results. Additionally, prolonged economic downturns that negatively impact the Duke Energy Registrants' results of operations and cash flows could result in future material impairment charges to write-down the carrying value of certain assets, including goodwill, to their respective fair values. The Duke Energy Registrants also monitor the impacts of inflation on the procurement of goods and services and seek to minimize its effects in future periods through pricing strategies, productivity improvements, and cost reductions. Rapidly rising prices as a result of inflation or other factors may impact the ability of the Company to recover costs timely or execute on its business strategy including the achievement of growth objectives.

The Duke Energy Registrants sell electricity into the spot market or other competitive power markets on a contractual basis. With respect to such transactions, the Duke Energy Registrants are not guaranteed any rate of return on their capital investments through mandated rates, and revenues and results of operations are likely to depend, in large part, upon prevailing market prices. These market prices may fluctuate substantially over relatively short periods of time and could negatively impact the Company's ability to accurately forecast the financial impact or reduce the Duke Energy Registrants' revenues and margins, thereby diminishing results of operations.

Factors that could impact sales volumes, generation of electricity and market prices at which the Duke Energy Registrants are able to sell electricity and natural gas are as follows:

- weather conditions, including abnormally mild winter or summer weather that cause lower energy or natural gas usage for heating or cooling purposes, as applicable, and periods of low rainfall that decrease the ability to operate facilities in an economical manner;
- supply of and demand for energy commodities;
- transmission or transportation constraints or inefficiencies;
- availability of purchased power;
- availability of competitively priced alternative energy sources, which are preferred by some customers over electricity produced from coal, nuclear or natural gas plants, and customer usage of energy-efficient equipment that reduces energy demand;

- natural gas, crude oil and refined products production levels and prices;
- ability to procure satisfactory levels of inventory, including materials, supplies, and fuel such as coal, natural gas and uranium; and
- capacity and transmission service into, or out of, the Duke Energy Registrants' markets.

Natural disasters or operational accidents may adversely affect the Duke Energy Registrants' operating results.

Natural disasters or operational accidents within the Company or industry (such as forest fires, earthquakes, hurricanes or natural gas transmission pipeline explosions) could have direct or indirect impacts to the Duke Energy Registrants or to key contractors and suppliers. Further, the generation of electricity and the transportation and storage of natural gas involve inherent operating risks that may result in accidents involving serious injury or loss of life, environmental damage or property damage. Such events could impact the Duke Energy Registrants through civil or criminal legal proceedings or changes to policies, laws and regulations whose compliance costs have a significant impact on the Duke Energy Registrants' results of operations, financial position and cash flows. In addition, if a serious operational accident were to occur, existing insurance policies may not cover all of the potential exposures or the actual amount of loss incurred, including potential litigation awards. Any losses not covered by insurance, or any increases in the cost of applicable insurance as a result of such accident, could have a material adverse effect on the results of operations, financial position, cash flows and reputation of the Duke Energy Registrants.

The reputation and financial condition of the Duke Energy Registrants could be negatively impacted due to their obligations to comply with federal and state regulations, laws, and other legal requirements that govern the operations, assessments, storage, closure, remediation, disposal and monitoring relating to CCR, the high costs and new rate impacts associated with implementing these new CCR-related requirements and the strategies and methods necessary to implement these requirements in compliance with these legal obligations.

As a result of electricity produced for decades at coal-fired power plants, the Duke Energy Registrants manage large amounts of CCR that are primarily stored in dry storage within landfills or combined with water in surface impoundments, all in compliance with applicable regulatory requirements. A CCR-related operational incident could have a material adverse impact on the reputation and results of operations, financial position and cash flows of the Duke Energy Registrants.

During 2015, EPA regulations were enacted related to the management of CCR from power plants. These regulations classify CCR as nonhazardous waste under the RCRA and apply to electric generating sites with new and existing landfills and, new and existing surface impoundments, and establish requirements regarding landfill design, structural integrity design and assessment criteria for surface impoundments, groundwater monitoring, protection and remedial procedures and other operational and reporting procedures for the disposal and management of CCR. In addition to the federal regulations, CCR landfills and surface impoundments will continue to be regulated by existing state laws, regulations and permits, as well as additional legal requirements that may be imposed in the future, such as the settlement reached with the NCDEQ to excavate seven of the nine remaining coal ash basins in North Carolina, and partially excavate the remaining two, and the EPA's January 11, 2022, issuance of a letter interpreting the CCR Rule, including its applicability and closure provisions. These federal and state laws, regulations and other legal requirements may require or result in additional expenditures, including increased operating and maintenance costs, which could affect the results of operations, financial position and cash flows of the Duke Energy Registrants. The Duke Energy Registrants will continue to seek full cost

recovery for expenditures through the normal ratemaking process with state and federal utility commissions, who permit recovery in rates of necessary and prudently incurred costs associated with the Duke Energy Registrants' regulated operations, and through other wholesale contracts with terms that contemplate recovery of such costs, although there is no guarantee of full cost recovery. In addition, the timing for and amount of recovery of such costs could have a material adverse impact on Duke Energy's cash flows.

The Duke Energy Registrants have recognized significant AROs related to these CCR-related requirements. Closure activities began in 2015 at the four sites specified as high priority by the Coal Ash Act and at the W.S. Lee Steam Station site in South Carolina in connection with other legal requirements. Excavation at these sites involves movement of CCR materials to off-site locations for use as structural fill, to appropriately engineered off-site or on-site lined landfills or conversion of the ash for beneficial use. Duke Energy has completed excavation of coal ash at the four high-priority North Carolina sites. At other sites, planning and closure methods have been studied and factored into the estimated retirement and management costs, and closure activities have commenced. As the closure and CCR management work progresses and final closure plans and corrective action measures are developed and approved at each site, the scope and complexity of work and the amount of CCR material could be greater than estimates and could, therefore, materially increase compliance expenditures and rate impacts.

The Duke Energy Registrants' results of operations, financial position and cash flows may be negatively affected by a lack of growth or slower growth in the number of customers, or decline in customer demand or number of customers.

Growth in customer accounts and growth of customer usage each directly influence demand for electricity and natural gas and the need for additional power generation and delivery facilities. Customer growth and customer usage are affected by several factors outside the control of the Duke Energy Registrants, such as mandated EE measures, demand-side management goals, distributed generation resources and economic and demographic conditions, such as inflation and interest rate volatility, population changes, job and income growth, housing starts, new business formation and the overall level of economic activity.

In addition, certain regulatory and legislative bodies have passed legislation implementing the extension of certain tax credits to be used toward the costs of residential solar installation or have introduced or are considering requirements and/or incentives to reduce energy consumption by certain dates in response to concerns related to climate change. Additionally, technological advances driven by federal laws mandating new levels of EE in end-use electric and natural gas devices or other improvements in or applications of technology could lead to declines in per capita energy consumption.

Advances in distributed generation technologies that produce power, including fuel cells, microturbines, wind turbines and solar cells, may reduce the cost of alternative methods of producing power to a level competitive with central power station electric production utilized by the Duke Energy Registrants. In addition, the electrification of buildings and appliances currently relying on natural gas could reduce the number of customers in our natural gas distribution business.

Some or all of these factors could result in a lack of growth or decline in customer demand for electricity or number of customers and may cause the failure of the Duke Energy Registrants to fully realize anticipated benefits from significant capital investments and expenditures, which could have a material adverse effect on their results of operations, financial position and cash flows.

Furthermore, the Duke Energy Registrants currently have EE riders in place to recover the cost of EE programs in North Carolina, South Carolina, Florida, Indiana, Ohio and Kentucky. Should the Duke Energy Registrants be required to invest in conservation measures that result in reduced sales from effective conservation, regulatory lag in adjusting rates for the impact of these measures could have a negative financial impact.

The Duke Energy Registrants future results of operations may be impacted by changing expectations and demands including heightened emphasis on environmental, social and governance concerns.

Duke Energy's ability to execute its strategy and achieve anticipated financial outcomes are influenced by the expectations of our customers, regulators, investors, and stakeholders. Those expectations are based in part on the core fundamentals of reliability and affordability but are also increasingly focused on our ability to meet rapidly changing demands for new and varied products, services and offerings. Additionally, the risks of global climate change continues to shape our customers' sustainability goals and energy needs as well as the investment and financing criteria of investors. Failure to meet these increasing expectations or to adequately address the risks and external pressures from regulators, customers, investors and other stakeholders may impact Duke Energy's reputation and affect its ability to achieve favorable outcomes in future rate cases and the results of operations for the Duke Energy Registrants. Furthermore, the increasing use of social media may accelerate and increase the potential scope of negative publicity we might receive and could increase the negative impact on our reputation, business, results of operations, and financial condition.

As it relates to electric generation, a diversified fleet with increasingly clean generation resources may facilitate more efficient financing and lower costs. Conversely, jurisdictions utilizing more carbon-intensive generation such as coal may experience difficulty attracting certain investors and obtaining the most economical financing terms available. Furthermore, with this heightened emphasis on environmental, social, and governance concerns, and climate change in particular, there is an increased risk of litigation, activism, and legislation from groups both in support of and opposed to various environmental, social and governance initiatives, which could cause delays and increase the costs of our clean energy transition.

The Duke Energy Registrants' operating results may fluctuate on a seasonal and quarterly basis and can be negatively affected by changes in weather conditions and severe weather, including extreme weather conditions and changes in weather patterns from climate change.

Electric power generation and natural gas distribution are generally seasonal businesses. In most parts of the U.S., the demand for power peaks during the warmer summer months, with market prices also typically peaking at that time. In other areas, demand for power peaks during the winter. Demand for natural gas peaks during the winter months. Further, changing frequency or magnitude of extreme weather conditions such as hurricanes, droughts, heat waves, winter storms and severe weather, including from climate change, could cause these seasonal fluctuations to be more pronounced. As a result, the overall operating results of the Duke Energy Registrants' businesses may fluctuate substantially on a seasonal and quarterly basis and thus make period-to-period comparison less relevant.

Sustained severe drought conditions could impact generation by hydroelectric plants, as well as fossil and nuclear plant operations, as these facilities use water for cooling purposes and for the operation of environmental compliance equipment. Furthermore, destruction caused by severe weather events, such as hurricanes, flooding, tornadoes, severe thunderstorms, snow and ice storms, including from climate change, can result in lost operating revenues due to outages, property damage, including downed transmission and distribution lines, reputational harm, and additional and unexpected expenses to mitigate storm damage. The cost of storm restoration efforts may not be fully recoverable through the regulatory process.

The Duke Energy Registrants' sales may decrease if they are unable to gain adequate, reliable and affordable access to transmission assets.

The Duke Energy Registrants depend on transmission and distribution facilities owned and operated by utilities and other energy companies to deliver electricity sold to the wholesale market. In addition, the growth of renewables

and energy storage will put strains on existing transmission assets and require transmission and distribution upgrades. The FERC's power transmission regulations require wholesale electric transmission services to be offered on an open-access, non-discriminatory basis. If transmission is disrupted, or if transmission capacity is inadequate, the Duke Energy Registrants' ability to sell and deliver products may be hindered.

The different regional power markets have changing regulatory structures, which could affect growth and performance in these regions. In addition, the ISOs who oversee the transmission systems in regional power markets have imposed in the past, and may impose in the future, price limitations and other mechanisms to address volatility in the power markets. These types of price limitations and other mechanisms may adversely impact the profitability of the Duke Energy Registrants' wholesale power marketing business.

The availability of adequate interstate pipeline transportation capacity and natural gas supply may decrease.

The Duke Energy Registrants purchase almost all of their natural gas supply from interstate sources that must be transported to the applicable service territories. Interstate pipeline companies transport the natural gas to the Duke Energy Registrants' systems under firm service agreements that are designed to meet the requirements of their core markets. A significant disruption to interstate pipelines capacity or reduction in natural gas supply due to events including, but not limited to, operational failures or disruptions, hurricanes, tornadoes, floods, freeze off of natural gas wells, terrorist or cyberattacks or other acts of war or legislative or regulatory actions or requirements, including remediation related to integrity inspections or regulations and laws enacted to address climate change, could reduce the normal interstate supply of natural gas and thereby reduce earnings. Moreover, if additional natural gas infrastructure, including, but not limited to, exploration and drilling rigs and platforms, processing and gathering systems, offshore pipelines, interstate pipelines and storage, cannot be built at a pace that meets demand, then growth opportunities could be limited.

Fluctuations in commodity prices or availability may adversely affect various aspects of the Duke Energy Registrants' operations as well as their results of operations, financial position and cash flows.

The Duke Energy Registrants are exposed to the effects of market fluctuations in the price of natural gas, coal, fuel oil, nuclear fuel, electricity and other energy-related commodities as a result of their ownership of energy-related assets. Fuel costs are recovered primarily through cost recovery clauses, subject to the approval of state utility commissions.

Additionally, the Duke Energy Registrants are exposed to risk that counterparties will not be able to fulfill their obligations. Disruption in the delivery of fuel, including disruptions as a result of, among other things, bankruptcies, transportation delays, weather, labor relations, force majeure events or environmental regulations affecting any of these fuel suppliers, could limit the Duke Energy Registrants' ability to operate their facilities. Should counterparties fail to perform, the Duke Energy Registrants might be forced to replace the underlying commitment at prevailing market prices possibly resulting in losses in addition to the amounts, if any, already paid to the counterparties.

Certain of the Duke Energy Registrants' hedge agreements may result in the receipt of, or posting of, collateral with counterparties, depending on the daily market-based calculation of financial exposure of the derivative positions. Fluctuations in commodity prices that lead to the return of collateral received and/or the posting of collateral with counterparties could negatively impact liquidity. Downgrades in the Duke Energy Registrants' credit ratings could lead to additional collateral posting requirements. The Duke Energy Registrants continually monitor derivative positions in relation to market price activity.

Cyberattacks and data security breaches could adversely affect the Duke Energy Registrants' businesses.

Cybersecurity risks have increased in recent years as a result of the proliferation of new technologies and the increased sophistication, magnitude and frequency of cyberattacks and data security breaches. Duke Energy relies on the continued operation of sophisticated digital information technology systems and network infrastructure, which are part of an interconnected regional grid. Additionally, connectivity to the internet continues to increase through grid modernization and other operational excellence initiatives. Because of the critical nature of the infrastructure, increased connectivity to the internet and technology systems' inherent vulnerability to disability or failures due to hacking, viruses, acts of war or terrorism or other types of data security breaches, the Duke Energy Registrants face a heightened risk of cyberattacks from foreign or domestic sources and have been subject, and will likely continue to be subject, to cyberattacks designed to gain unauthorized access to information and/or information systems or to disrupt utility operations through computer viruses and phishing attempts either directly or indirectly through its material vendors or related third parties. In the event of a significant cybersecurity breach on either the Duke Energy Registrants or with one of our material vendors or related third parties, the Duke Energy Registrants could (i) have business operations disrupted, including the disruption of the operation of our natural gas and electric assets and the power grid, theft of confidential company, employee, retiree, shareholder, vendor or customer information, and general business systems and process interruption or compromise, including preventing the Duke Energy Registrants from servicing customers, collecting revenues or the recording, processing and/or reporting financial information correctly, (ii) experience substantial loss of revenues, repair and restoration costs, penalties and costs for lack of compliance with relevant regulations, implementation costs for additional security measures to avert future cyberattacks and other financial loss and (iii) be subject to increased regulation, litigation and reputational damage. While Duke Energy maintains insurance relating to cybersecurity events, such insurance does not protect Duke Energy from such cyberattacks occurring, and while it does provide some potential mitigation of the financial impacts resulting from such cyberattacks, it is subject to a number of exclusions and may be insufficient to offset any losses, costs or damage experienced. Also, the market for cybersecurity insurance is relatively new and coverage available for cybersecurity events is evolving as the industry matures.

The Duke Energy Registrants are subject to standards enacted by the North American Electric Reliability Corporation and enforced by FERC regarding protection of the physical and cybersecurity of critical infrastructure assets required for operating North America's bulk electric system. The Duke Energy Registrants are also subject to regulations set by the Nuclear Regulatory Commission regarding the protection of digital computer and communication systems and networks required for the operation of nuclear power plants. The Duke Energy Registrants that operate designated critical pipelines that transport natural gas are also subject to security directives issued by the Department of Homeland Security's Transportation Security Administration (TSA) requiring such registrants to implement specific cybersecurity mitigation measures. While the Duke Energy Registrants believe they are in compliance with, or, in the case of recent TSA security directives, are in the process of implementing such standards and regulations, the Duke Energy Registrants have from time to time been, and may in the future be, found to be in violation of such standards and regulations. In addition, compliance with or changes in the applicable standards and regulations may subject the Duke Energy Registrants to higher operating costs and/or increased capital expenditures as well as substantial fines for non-compliance.

The Duke Energy Registrants' operations have been and may be affected by pandemic health events, including COVID-19, in ways listed below and in ways the Duke Energy Registrants cannot predict at this time.

The COVID-19 pandemic and efforts to respond to it have resulted in widespread adverse consequences on the global economy and on the Duke

Energy Registrants' customers, third-party vendors, and other parties with whom we do business. If the COVID-19 pandemic or other health epidemics and outbreaks that may occur are significantly prolonged, it could impact the Duke Energy Registrants' business strategy, results of operations, financial position and cash flows in the future as a result of delays in rate cases or other legal proceedings, an inability to obtain labor or equipment necessary for the construction of large capital projects, an inability to procure satisfactory levels of fuels or other necessary equipment for the continued production of electricity and delivery of natural gas, volatility in global equity securities markets, and the health and availability of our critical personnel and their ability to perform business functions.

Duke Energy Ohio's and Duke Energy Indiana's membership in an RTO presents risks that could have a material adverse effect on their results of operations, financial position and cash flows.

The rules governing the various regional power markets may change, which could affect Duke Energy Ohio's and Duke Energy Indiana's costs and/or revenues. Both Duke Energy Ohio and Duke Energy Indiana have trackers to recover approved RTO costs, but to the degree Duke Energy Ohio and Duke Energy Indiana incur significant additional fees and increased costs to participate in an RTO that are not approved for recovery, their results of operations may be impacted. Duke Energy Ohio and Duke Energy Indiana may be allocated a portion of the cost of transmission facilities built by others due to changes in RTO transmission rate design, while being able to allocate costs of projects built by Duke Energy Ohio and Duke Energy Indiana to others. Duke Energy Ohio and Duke Energy Indiana may be required to expand their transmission system according to decisions made by an RTO rather than their own internal planning process. In addition, RTOs have been developing rules associated with the allocation and methodology of assigning costs associated with improved transmission reliability, reduced transmission congestion and firm transmission rights that may have a financial impact on the results of operations, financial position and cash flows of Duke Energy Ohio and Duke Energy Indiana.

As members of an RTO, Duke Energy Ohio and Duke Energy Indiana are subject to certain additional risks, including those associated with the allocation among RTO members, of losses caused by unreimbursed defaults of other participants in the RTO markets not covered by collateral requirements and those associated with complaint cases filed against an RTO that may seek refunds of revenues previously earned by RTO members.

The Duke Energy Registrants may not recover costs incurred to begin construction on projects that are canceled.

Duke Energy's long-term strategy requires the construction of new projects, either wholly owned or partially owned, which involve a number of risks, including construction delays, delays in or failure to receive required regulatory approvals and/or siting or environmental permits, nonperformance by equipment and other third-party suppliers, and increases in equipment and labor costs. To limit the risks of these construction projects, the Duke Energy Registrants enter into equipment purchase orders and construction contracts and incur engineering and design service costs in advance of receiving necessary regulatory approvals and/or siting or environmental permits. If any of these projects are canceled for any reason, including failure to receive necessary regulatory approvals and/or siting or environmental permits, significant cancellation penalties under the equipment purchase orders and construction contracts could occur. In addition, if any construction work or investments have been recorded as an asset, an impairment may need to be recorded in the event the project is canceled.

The Duke Energy Registrants are subject to risks associated with their ability to obtain adequate insurance at acceptable costs.

The financial condition of some insurance companies, actual or threatened physical or cyberattacks, and natural disasters, among other things, could have disruptive effects on insurance markets. The availability of insurance covering risks that the Duke Energy Registrants and their respective competitors typically insure against may decrease, and the insurance that the Duke Energy Registrants are able to obtain may have higher deductibles, higher premiums, and more restrictive policy terms. Further, the insurance policies may not cover all of the potential exposures or the actual amount of loss incurred. Any losses not covered by insurance, or any increases in the cost of applicable insurance, could adversely affect the results of operations, financial position or cash flows of the affected Duke Energy Registrant.

Our business could be negatively affected as a result of actions of activist shareholders.

While we strive to maintain constructive communications with our shareholders, activist shareholders may, from time to time, engage in proxy solicitations or advance shareholder proposals, or otherwise attempt to affect changes and assert influence on our Board and management. Perceived uncertainties as to the future direction or governance of the Company may cause concern to our current or potential regulators, vendors or strategic partners, or make it more difficult to execute on our strategy or to attract and retain qualified personnel, which may have a material impact on our business and operating results.

In addition, actions such as those described above could cause fluctuations in the trading price of our common stock, based on temporary or speculative market perceptions or other factors that do not necessarily reflect the underlying fundamentals and prospects of our business.

NUCLEAR GENERATION RISKS

Duke Energy Carolinas, Duke Energy Progress and Duke Energy Florida may incur substantial costs and liabilities due to their ownership and operation of nuclear generating facilities.

Ownership interests in and operation of nuclear stations by Duke Energy Carolinas, Duke Energy Progress and Duke Energy Florida subject them to various risks. These risks include, among other things: the potential harmful effects on the environment and human health resulting from the current or past operation of nuclear facilities and the storage, handling and disposal of radioactive materials; limitations on the amounts and types of insurance commercially available to cover losses that might arise in connection with nuclear operations; uncertainties with respect to the technological and financial aspects of decommissioning nuclear plants at the end of their licensed lives; and the threat of a terrorist attack or cyber incident and other potential liabilities arising out of the ownership or operation of nuclear facilities.

Ownership and operation of nuclear generation facilities requires compliance with licensing and safety-related requirements imposed by the NRC. In the event of non-compliance, the NRC may increase regulatory oversight, impose fines or shut down a unit depending upon its assessment of the severity of the situation. Revised security and safety requirements promulgated by the NRC, which could be prompted by, among other things, events within or outside of the control of Duke Energy Carolinas, Duke Energy Progress and Duke Energy Florida, such as a serious nuclear incident at a facility owned by a third party, could necessitate substantial capital and other expenditures, as well as assessments to cover third-party losses. In addition, if a serious nuclear incident were to occur, it could have a material adverse effect on the results of operations, financial position, cash flows and reputation of the Duke Energy Registrants.

LIQUIDITY, CAPITAL REQUIREMENTS AND COMMON STOCK RISKS

The Duke Energy Registrants rely on access to short-term borrowings and longer-term debt and equity markets to finance their capital requirements and support their liquidity needs. Access to those markets can be adversely affected by a number of conditions, many of which are beyond the Duke Energy Registrants' control.

The Duke Energy Registrants' businesses are significantly financed through issuances of debt and equity. The maturity and repayment profile of debt used to finance investments often does not correlate to cash flows from their assets. Accordingly, as a source of liquidity for capital requirements not satisfied by the cash flows from their operations and to fund investments originally financed through debt instruments with disparate maturities, the Duke Energy Registrants rely on access to short-term money markets as well as longer-term capital markets. The Subsidiary Registrants also rely on access to short-term intercompany borrowings. If the Duke Energy Registrants are not able to access debt or equity at competitive rates or at all, the ability to finance their operations and implement their strategy and business plan as scheduled could be adversely affected. An inability to access debt and equity may limit the Duke Energy Registrants' ability to pursue improvements or acquisitions that they may otherwise rely on for future growth.

Market disruptions may increase the cost of borrowing or adversely affect the ability to access one or more financial markets. Such disruptions could include: economic downturns, unfavorable capital market conditions, market prices for natural gas and coal, geopolitical risks, actual or threatened terrorist attacks, or the overall health of the energy industry. Additionally, rapidly rising interest rates could impact the ability to affordably finance the capital plan or increase rates to customers and could have an impact on our ability to execute on our clean energy transition. The availability of credit under Duke Energy's Master Credit Facility depends upon the ability of the banks providing commitments under the facility to provide funds when their obligations to do so arise. Systemic risk of the banking system and the financial markets could prevent a bank from meeting its obligations under the facility agreement.

Duke Energy maintains a revolving credit facility to provide backup for its commercial paper program and letters of credit to support variable rate demand tax-exempt bonds that may be put to the Duke Energy Registrant issuer at the option of the holder. The facility includes borrowing sublimits for the Duke Energy Registrants, each of whom is a party to the credit facility, and financial covenants that limit the amount of debt that can be outstanding as a percentage of the total capital for the specific entity. Failure to maintain these covenants at a particular entity could preclude Duke Energy from issuing commercial paper or the Duke Energy Registrants from issuing letters of credit or borrowing under the Master Credit Facility.

The Duke Energy Registrants must meet credit quality standards and there is no assurance they will maintain investment grade credit ratings. If the Duke Energy Registrants are unable to maintain investment grade credit ratings, they would be required under credit agreements to provide collateral in the form of letters of credit or cash, which may materially adversely affect their liquidity.

Each of the Duke Energy Registrants' senior long-term debt issuances is currently rated investment grade by various rating agencies. The Duke Energy Registrants cannot ensure their senior long-term debt will be rated investment grade in the future.

If the rating agencies were to rate the Duke Energy Registrants below investment grade, borrowing costs would increase, perhaps significantly. In addition, the potential pool of investors and funding sources would likely decrease. Further, if the short-term debt rating were to fall, access to the commercial paper market could be significantly limited.

A downgrade below investment grade could also require the posting of additional collateral in the form of letters of credit or cash under various credit, commodity and capacity agreements and trigger termination clauses in some interest rate derivative agreements, which would require cash payments. All of these events would likely reduce the Duke Energy Registrants' liquidity and profitability and could have a material effect on their results of operations, financial position and cash flows.

Non-compliance with debt covenants or conditions could adversely affect the Duke Energy Registrants' ability to execute future borrowings.

The Duke Energy Registrants' debt and credit agreements contain various financial and other covenants. Failure to meet those covenants beyond applicable grace periods could result in accelerated due dates and/or termination of the agreements.

Market performance and other changes may decrease the value of the NDTF investments of Duke Energy Carolinas, Duke Energy Progress and Duke Energy Florida, which then could require significant additional funding.

Ownership and operation of nuclear generation facilities also requires the maintenance of funded trusts that are intended to pay for the decommissioning costs of the respective nuclear power plants. The performance of the capital markets affects the values of the assets held in trust to satisfy these future obligations. Duke Energy Carolinas, Duke Energy Progress and Duke Energy Florida have significant obligations in this area and hold significant assets in these trusts. These assets are subject to market fluctuations and will yield uncertain returns, which may fall below projected rates of return. Although a number of factors impact funding requirements, a decline in the market value of the assets may increase the funding requirements of the obligations for decommissioning nuclear plants. If Duke Energy Carolinas, Duke Energy Progress and Duke Energy Florida are unable to successfully manage their NDTF assets or if the cost of decommissioning nuclear generation facilities exceeds the amount available in decommissioning funds and such costs cannot be recovered through insurance or regulatory mechanisms, their results of operations, financial position and cash flows could be negatively affected.

Poor investment performance of the Duke Energy pension plan holdings and other factors impacting pension plan costs could unfavorably impact the Duke Energy Registrants' liquidity and results of operations.

The costs of providing non-contributory defined benefit pension plans are dependent upon a number of factors, such as the rates of return on plan assets, discount rates, the level of interest rates used to measure the required minimum funding levels of the plans, future government regulation and required or voluntary contributions made to the plans. The Subsidiary Registrants are allocated their proportionate share of the cost and obligations related to these plans. Without sustained growth in the pension investments over time to increase the value of plan assets and, depending upon the other factors impacting costs as listed above, Duke Energy could be required to fund its plans with significant amounts of cash. Such cash funding obligations, and the Subsidiary Registrants' proportionate share of such cash funding obligations, could have a material adverse impact on the Duke Energy Registrants' results of operations, financial position and cash flows.

Duke Energy is a holding company and depends on the cash flows from its subsidiaries to meet its financial obligations.

Because Duke Energy is a holding company with no operations or cash flows of its own, its ability to meet its financial obligations, including making interest and principal payments on outstanding indebtedness and to pay dividends on its common stock, is primarily dependent on the net income and cash flows of its subsidiaries and the ability of those subsidiaries to pay

upstream dividends or to repay borrowed funds. Prior to funding Duke Energy, its subsidiaries have regulatory restrictions and financial obligations that must be satisfied. These subsidiaries are separate legal entities and have no obligation to provide Duke Energy with funds. In addition, Duke Energy may provide capital contributions or debt financing to its subsidiaries under certain circumstances, which would reduce the funds available to meet its financial obligations, including making interest and principal payments on outstanding indebtedness and to pay dividends on Duke Energy's common stock.

GENERAL RISKS

The failure of Duke Energy information technology systems, or the failure to enhance existing information technology systems and implement new technology, could adversely affect the Duke Energy Registrants' businesses.

Duke Energy's operations are dependent upon the proper functioning of its internal systems, including the information technology systems that support our underlying business processes. Any significant failure or malfunction of such information technology systems may result in disruptions of our operations. In the ordinary course of business, we rely on information technology systems, including the internet and third-party hosted services, to support a variety of business processes and activities and to store sensitive data, including (i) intellectual property, (ii) proprietary business information, (iii) personally identifiable information of our customers, employees, retirees and shareholders and (iv) data with respect to invoicing and the collection of payments, accounting, procurement, and supply chain activities. Our information technology systems are dependent upon global communications and cloud service providers, as well as their respective vendors, many of whom have at some point experienced significant system failures and outages in the past and may experience such failures and outages in the future. These providers' systems are susceptible to cybersecurity and data breaches, outages from fire, floods, power loss, telecommunications failures, break-ins and similar events. Failure to prevent or mitigate data loss from system failures or outages could materially affect the results of operations, financial position and cash flows of the Duke Energy Registrants.

In addition to maintaining our current information technology systems, Duke Energy believes the digital transformation of its business is key to driving internal efficiencies as well as providing additional capabilities to customers. Duke Energy's information technology systems are critical to cost-effective, reliable daily operations and our ability to effectively serve our customers. We expect our customers to continue to demand more sophisticated technology-driven solutions and we must enhance or replace our information technology systems in response. This involves significant development and implementation costs to keep pace with changing technologies and customer demand. If we fail to successfully implement critical technology, or if it does not provide the anticipated benefits or meet customer demands, such failure could materially adversely affect our business strategy as well as impact the results of operations, financial position and cash flows of the Duke Energy Registrants.

Potential terrorist activities, or military or other actions, could adversely affect the Duke Energy Registrants' businesses.

The continued threat of terrorism and the impact of retaliatory military and other action by the U.S. and its allies may lead to increased political, economic and financial market instability and volatility in prices for natural gas and oil, which may have material adverse effects in ways the Duke Energy Registrants cannot predict at this time. In addition, future acts of terrorism and possible reprisals as a consequence of action by the U.S. and its allies could be directed against companies operating in the U.S. Information technology systems, transportation systems for our fuel sources including natural gas pipelines, transmission and distribution and generation facilities such as nuclear plants could be potential targets of terrorist activities or harmful activities by individuals or groups that could have a material adverse effect on

PART I

Duke Energy Registrants' businesses. In particular, the Duke Energy Registrants may experience increased capital and operating costs to implement increased security for their information technology systems, transmission and distribution and generation facilities, including nuclear power plants under the NRC's design basis threat requirements. These increased costs could include additional physical plant security and security personnel or additional capability following a terrorist incident.

Failure to attract and retain an appropriately qualified workforce could unfavorably impact the Duke Energy Registrants' results of operations.

Certain events, such as an aging workforce, mismatch of skill set or complement to future needs, or unavailability of contract resources may lead to operating challenges and increased costs. The challenges include lack of resources, loss of knowledge base and the lengthy time required for skill development. In this case, costs, including costs for contractors to replace employees, productivity costs and safety costs, may increase. Failure to hire and adequately train replacement employees, including the transfer of significant internal historical knowledge and expertise to new employees, or future availability and cost of contract labor may adversely affect the ability to manage and operate the business, especially considering the workforce needs associated with nuclear generation facilities and new skills required to operate a modernized, technology-enabled power grid. If the Duke Energy Registrants are unable to successfully attract and retain an appropriately qualified workforce, their results of operations, financial position and cash flows could be negatively affected.

ITEM 1B. UNRESOLVED STAFF COMMENTS

None.

ITEM 1C. CYBERSECURITY

Risk Management

Ensuring the security of Duke Energy's assets, information and teammates is vital for delivering the essential service on which Duke Energy's customers and communities depend. In light of the ever-evolving threat landscape and increasing sophistication of threat actor tactics, techniques and procedures, steadfast and sophisticated cybersecurity and security operations are integral parts of Duke Energy's enterprise risk management framework. Duke Energy's enterprise risk management framework is used across the enterprise by subject matter experts to identify, assess, monitor and communicate enterprise level risks to the Chief Risk Officer. Duke Energy's technology and cybersecurity risk management program is integrated into the Company's overall Enterprise Risk Management program and is composed of three primary lines of defense: (1) the Cybersecurity Incident Response Team (CIRT); (2) the Duke Energy Enterprise Security Team (EST); and (3) internal and external cybersecurity audits.

Duke Energy's first line of defense is the CIRT under the Office of the Chief Information Officer. The CIRT reports up to leaders in the Chief Security and Information Security Office, including the Chief Security and Information Security Officer (CSISO), Managing Director of Cybersecurity and Network Defense, and Director of Cybersecurity Operations, whose cybersecurity backgrounds include many years serving in operational cyber roles, leading incident response, participating in industry engagement, collaborating with federal and local cyber programs, and time analyzing security breaches across the industry. The CIRT oversees an enterprisewide process that identifies, assesses, responds to and resolves cyber incidents, both internal and those associated with the Company's use of third-party service providers, by defining roles, responsibilities and the process for problem source identification, mitigation, and eradication triggered by a suspected cyber incident. Duke Energy manages cybersecurity threats through its 24/7 Duke Energy Cybersecurity Operations Center (CSOC),

which serves as the Company's central command center for monitoring and coordinating responses to cyberthreats. The CSOC engages in daily information sharing within the utilities industry and with government partners and monitors incoming intelligence and cyber incident impacts. The CSOC assesses the relevant information by assigning a CIRT Heat Map score, which results in CIRT activation if a certain threat level is met. It also results in the assignment of additional roles and responsibilities to enable the cybersecurity leadership and technical teams to collectively and regularly review incident information, score the impact, communicate to leadership, and respond appropriately. Another key component of Duke Energy's first line of defense against cybersecurity threats is its Third-Party Risk Management (TPRM) process, whereby third parties providing services that meet certain criteria such as storing or transmitting Duke Energy data, hosting an application, or connecting to the Duke Energy network are required to undergo a cybersecurity assessment primarily to ascertain the risk of a third party's proposed services to Duke Energy.

Duke Energy's second line of defense against cybersecurity threats is the EST, which is led by the CSISO, and actively evaluates, anticipates and tests Duke Energy's cybersecurity risk level and preventive and risk mitigation controls relative to the enterprisewide risk level and controls. The EST is responsible for infrastructure defense and security controls, performing vulnerability assessments and third-party information security assessments, employee awareness and training programs and security incident management, including oversight of the remediation of cybersecurity incidents. The EST monitors cyber activity and also reports on the status of the Company's cybersecurity performance and any ongoing remediation efforts to the Company's Chief Information Officer (CIO) and CSISO. The CIO and CSISO report these cybersecurity metrics, which use a vulnerability management scoring system and closely align with the National Institute of Standards and Technology Cybersecurity Framework, to the Audit Committee at each regularly scheduled Audit Committee meeting. The EST also employs tools and oversees and challenges Duke Energy's cybersecurity and technology metrics under its Enterprise Security Risk Register to track, identify and manage risk. To this end, the EST engages outside expert firms to perform a comprehensive external penetration test each year, performs system and application penetration testing several times throughout the year, and conducts annual exercises simulating the tactics, techniques, and procedures of advanced threat actor groups to test the Company's ability to prevent penetration, detect suspicious activity and respond to these threats in a timely manner. Lessons learned inform the ongoing improvement of security preventive and mitigating controls and procedures and the results of such testing and threat actor simulations are shared with senior management and the Board of Directors. Duke Energy also has a senior management committee, the Executive Cybersecurity Oversight Governance Committee (ECOG), which governs enterprise-level cybersecurity risk tolerance.

Internal and external cybersecurity audits provide a third line of defense and independently provide assurance on how effectively the Company, as a whole, manages cybersecurity risk. Each year, Duke Energy Corporate Audit Services (CAS) performs various audits of key Duke Energy security systems and functions, such as third-party risk management programs, to assess whether appropriate security controls are in place and operating effectively. In addition to these internal audits, the Company is subject to a variety of external audits, performed periodically as required by the auditing entity, including external audits performed by the North American Electric Reliability Corporation under the Critical Infrastructure Protection framework (NERC CIP), Transportation & Security Administration Pipeline Security Directive and Federal Energy Regulatory Commission Dam Security.

Duke Energy is not currently aware of any potential cybersecurity threats, including as a result of any previous cybersecurity incidents that have materially affected or are reasonably likely to materially affect the Company, including its business strategy, results of operations or financial condition, however, Duke Energy cannot provide assurance that it will not be materially affected in the future by cybersecurity risks or any future material incidents.

Governance

The Audit Committee has primary oversight of management's efforts to mitigate cybersecurity and technology risk and respond to cyber incidents. The Audit Committee receives updates throughout the year from the CIO and CSISO on cybersecurity and grid security issues, including compliance with regulations, employee training, and drills, at every regularly scheduled Audit Committee meeting, and engages in discussions throughout the year with management on the effectiveness of Duke Energy's overall cybersecurity program and progress for addressing any identified risks. In 2023, the Audit Committee received four updates on cybersecurity. The Audit Committee also receives periodic updates on Duke Energy's digital transformation and the operation of, and enhancements to, the Company's financial systems and business and operational technical systems. The reviews presented to the Audit Committee are followed with an update to the full Board of Directors by the Chair of the Audit Committee.

In addition, the Operations and Nuclear Oversight Committee (ONOC) of the Board of Directors provides oversight of the nuclear safety and cybersecurity of Duke Energy's nuclear power program, which is integrated with the companywide cyber protocols, and the Chair of the ONOC reports out to the Board of Directors on such oversight activities. Duke Energy's nuclear cybersecurity program and associated cybersecurity plan (CSP) were fully implemented in 2017 in accordance with NRC regulation 10 CFR 73.54, "Protection of digital computer and communication systems and networks" and leverage monitoring, testing, drills, audits, assessments, and NRC inspections to continue to validate the effectiveness of the program to protect plant assets from cybersecurity threats.

Moreover, Duke Energy's processes ensure that the Board of Directors receive contemporaneous reporting on potentially significant cyber events including response, legal obligations, and outreach and notification to regulators and customers when needed, as well as an opportunity to provide guidance to management as appropriate.

In addition, the Company's Executive Cybersecurity Oversight Governance Committee (ECOG), comprised of the Company's Chair, President, and Chief Executive Officer (CEO), Executive Vice President (EVP) and Chief Financial Officer, EVP and Chief Commercial Officer, EVP Customer Experience, Solutions and Services, and EVP, Chief Generation Officer and Enterprise Operational Excellence, receives monthly updates from the CIO and CSISO and provides senior management throughout the Company informational technology and operational technology perspectives, oversight and governance on investments and priorities for the broader cybersecurity organization, in addition to providing final decision oversight on recommendations and response to the ever challenging cybersecurity threat landscape. The ECOG also is leveraged to supply information and bring transparency to senior management throughout the company on the increasing threat landscape and the actions, response and road map to combat the threats.

The relevant cybersecurity risk expertise of Duke Energy's management who serve on the ECOG and/or senior management who lead the CIRT and EST is described below.

- The CEO of Duke Energy has over 20 years of experience in the utilities industry, and has gained cybersecurity experience as CEO of one of America's largest utility companies, and through service on the board of the Edison Electric Institute, the Institute of Nuclear Power Operations, the World Association of Nuclear Operators, and past service on the Department of Homeland Security Advisory Council.
- The EVP and Chief Financial Officer of Duke Energy (CFO) previously served as the Company's Chief Transformation and Administrative Officer and led the Company's business transformation through digital innovation, new ways of working and process redesign. In this role, the CFO gained an in-depth understanding of the Company's cybersecurity procedures and key threats, and was responsible for the enterprise business services and technology team, including the information and technology organization.
- The EVP, Chief Generation Officer and Enterprise Operational Excellence of Duke Energy has gained cybersecurity experience through being responsible for the safe, efficient and reliable operation of Duke Energy's fleet of nuclear, natural gas, hydro, solar and coal units.
- The EVP, Customer Experience, Solutions and Services of Duke Energy has gained cybersecurity experience through focusing on transmission and the development of long-term grid strategies and solutions and through a prior role as Chief Distribution Officer, overseeing the safe, reliable, and efficient operation of Duke Energy's electric distribution systems, and through serving on the board of the Association of Edison Illuminating Companies.
- The EVP and Chief Commercial Officer of Duke Energy has cybersecurity experience gained through responsibility for enterprise technology and security, among other areas.
- The CSISO of Duke Energy has over 25 years of experience building and leading security teams within multiple industries. The CSISO holds a Secret Security clearance and is committed to strengthening U.S. critical infrastructure through active collaboration with federal partners at the Federal Bureau of Investigation, Department of Energy, Department of Homeland Security, and state partners including the national guard, law enforcement and universities.
- The CIO of Duke Energy has over 25 years of experience in delivering secure information technology solutions across multiple industries, leading technology delivery for all core business functions. The CIO holds a Secret Security clearance and has active interactions and partnership with the Federal Bureau of Investigation, Edison Electric Institute and State Fusion Centers in the jurisdictions that Duke Energy serves.

ITEM 2. PROPERTIES

ELECTRIC UTILITIES AND INFRASTRUCTURE

The following table provides information related to the EU&I's generation stations as of December 31, 2023. The MW displayed in the table below are based on winter capacity for Fossil, Nuclear and Hydro generation stations, and nameplate capacity for Renewable generation stations. Ownership interest in all facilities is 100% unless otherwise indicated.

Prior to December 31, 2023, summer capacity was displayed for all EU&I generation stations in the table below. Certain registrants' IRPs, including those filed in North Carolina and South Carolina in 2023, currently use winter capacity for Fossil, Nuclear and Hydro stations as winter capacity is generally a more accurate representation of that stations' ability to support peak capacity

requirements due to a higher risk of reliability challenges during the winter months in those jurisdictions. Additionally, analysis of resource adequacy across all jurisdictions demonstrates that as solar adoption increases, there is a higher risk of reliability challenges in the winter. As such, most of Duke Energy's IRPs are expected to shift toward winter planning. See Item 7, "Other Matters" for additional information on IRPs. Nameplate capacity is generally viewed as a transparent representation of the Renewable stations since their output varies by day, month, and real-time weather conditions, particularly with solar facilities, which may or may not be paired with battery storage depending on the location. The Owned MW Capacity based on summer capacity as of December 31, 2023, is 50,302 MW for all of EU&I.

Facility	Plant Type	Primary Fuel	Location	Owned MW Capacity
Duke Energy Carolinas				
Oconee	Nuclear	Uranium	SC	2,618
McGuire	Nuclear	Uranium	NC	2,386
Catawba ^(a)	Nuclear	Uranium	SC	588
Belews Creek	Fossil	Coal/Gas	NC	2,220
Marshall	Fossil	Coal/Gas	NC	2,078
Lincoln Combustion Turbine (CT)	Fossil	Gas/Oil	NC	1,507
J.E. Rogers	Fossil	Coal/Gas	NC	1,395
Rockingham CT	Fossil	Gas/Oil	NC	895
Mill Creek CT	Fossil	Gas/Oil	SC	751
Buck CC	Fossil	Gas	NC	718
Dan River CC	Fossil	Gas	NC	718
W.S. Lee Combined Cycle (CC) ^(b)	Fossil	Gas	SC	706
Allen	Fossil	Coal	NC	426
W.S. Lee CT	Fossil	Gas/Oil	SC	96
Clemson CHP	Fossil	Gas	SC	16
Bad Creek	Hydro	Water	SC	1,600
Jocassee	Hydro	Water	SC	780
Cowans Ford	Hydro	Water	NC	324
Keowee	Hydro	Water	SC	152
Other small facilities (18 plants)	Hydro	Water	NC/SC	584
Distributed generation	Renewable	Solar	NC	178
Total Duke Energy Carolinas				20,736
Duke Energy Progress				
Brunswick	Nuclear	Uranium	NC	1,928
Harris	Nuclear	Uranium	NC	1,009
Robinson	Nuclear	Uranium	SC	793
Roxboro	Fossil	Coal	NC	2,462
Smith CC	Fossil	Gas/Oil	NC	1,250
H.F. Lee CC	Fossil	Gas/Oil	NC	1,054
Wayne County CT	Fossil	Gas/Oil	NC	975
Smith CT	Fossil	Gas/Oil	NC	960
L.V. Sutton CC	Fossil	Gas/Oil	NC	719
Mayo	Fossil	Coal	NC	713
Asheville CC	Fossil	Gas/Oil	NC	560
Asheville CT	Fossil	Gas/Oil	NC	370
Darlington CT	Fossil	Gas/Oil	SC	264
Weatherspoon CT	Fossil	Gas/Oil	NC	164
L.V. Sutton CT	Fossil	Gas/Oil	NC	97
Blewett CT	Fossil	Oil	NC	68
Walters	Hydro	Water	NC	112
Other small facilities (3 plants)	Hydro	Water	NC	116
Distributed generation	Renewable	Solar	NC	141
Asheville – Rock Hill Battery	Renewable	Storage	NC	9
Hot Springs Microgrid	Renewable	Storage	NC	6
Total Duke Energy Progress				13,770

PART I

Facility	Plant Type	Primary Fuel	Location	Owned MW Capacity
Duke Energy Florida				
Hines CC	Fossil	Gas/Oil	FL	2,149
Citrus County CC	Fossil	Gas	FL	1,854
Crystal River	Fossil	Coal	FL	1,442
Bartow CC	Fossil	Gas/Oil	FL	1,259
Intercession City CT	Fossil	Gas/Oil	FL	1,146
Anclote	Fossil	Gas	FL	1,035
DeBary CT	Fossil	Gas/Oil	FL	661
Osprey CC	Fossil	Gas/Oil	FL	611
Tiger Bay CC	Fossil	Gas/Oil	FL	230
Bayboro CT	Fossil	Oil	FL	226
Bartow CT	Fossil	Gas/Oil	FL	212
Suwannee River CT	Fossil	Gas	FL	194
University of Florida CoGen CT	Fossil	Gas	FL	50
Lake Placid Battery (microgrid)	Renewable	Storage	FL	17
Trenton Battery	Renewable	Storage	FL	11
Micanopy Battery	Renewable	Storage	FL	8
Jennings Battery	Renewable	Storage	FL	6
Cape San Blas Battery	Renewable	Storage	FL	6
Distributed generation	Renewable	Solar	FL	1,186
Total Duke Energy Florida				12,303
Duke Energy Ohio				
East Bend	Fossil	Coal	KY	600
Woodsdale CT	Fossil	Gas/Propane	OH	564
Distributed generation	Renewable	Solar	KY	9
Total Duke Energy Ohio				1,173
Duke Energy Indiana				
Gibson ^(a)	Fossil	Coal	IN	2,845
Cayuga ^(d)	Fossil	Coal/Oil	IN	1,015
Madison CT	Fossil	Gas	OH	704
Edwardsport	Fossil	Coal/Gas	IN	578
Wheatland CT	Fossil	Gas	IN	508
Vermillion CT ^(e)	Fossil	Gas	IN	477
Noblesville CC	Fossil	Gas/Oil	IN	310
Henry County CT ^(f)	Fossil	Gas/Oil	IN	134
Cayuga CT	Fossil	Gas/Oil	IN	105
Purdue CHP	Fossil	Gas	IN	16
Markland	Hydro	Water	IN	54
Distributed generation	Renewable	Solar	IN	29
Camp Atterbury Battery	Renewable	Storage	IN	5
Nabb Battery	Renewable	Storage	IN	5
Crane Battery	Renewable	Storage	IN	5
Total Duke Energy Indiana				6,790
Totals by Type				Owned MW Capacity
Total Electric Utilities				54,772
Totals by Plant Type				
Nuclear				9,322
Fossil				40,107
Hydro				3,722
Renewable				1,621
Total Electric Utilities				54,772

(a) Jointly owned with North Carolina Municipal Power Agency Number 1, NCEMC and PMPA. Duke Energy Carolinas' ownership is 19.25% of the facility.

(b) Jointly owned with NCEMC. Duke Energy Carolinas' ownership is 87.27% of the facility.

(c) Duke Energy Indiana owns and operates Gibson Station Units 1 through 4 and is a joint owner of unit 5 with WVPA and IMPA. Duke Energy Indiana operates unit 5 and owns 50.05%.

(d) Includes Cayuga Internal Combustion.

(e) Jointly owned with WVPA. Duke Energy Indiana's ownership is 62.5% of the facility.

(f) Includes 50 MW, which are contracted to WVPA.

PART I

The following table provides information related to EU&I's electric transmission and distribution properties as of December 31, 2023.

	Duke Energy	Duke Energy Carolinas	Duke Energy Progress	Duke Energy Florida	Duke Energy Ohio	Duke Energy Indiana
Electric Transmission Lines						
Miles of 500 to 525 kilovolt (kV)	1,100	600	300	200	—	—
Miles of 345 kV	1,100	—	—	—	400	700
Miles of 230 kV	8,500	2,700	3,400	1,700	—	700
Miles of 100 to 161 kV	12,600	6,900	2,600	1,000	700	1,400
Miles of 13 to 69 kV	8,100	2,800	—	2,200	600	2,500
Total conductor miles of electric transmission lines	31,400	13,000	6,300	5,100	1,700	5,300
Electric Distribution Lines						
Miles of overhead lines	171,100	66,600	44,300	25,000	13,300	21,900
Miles of underground line	111,800	43,600	28,900	22,900	6,500	9,900
Total conductor miles of electric distribution lines	282,900	110,200	73,200	47,900	19,800	31,800
Number of electric transmission and distribution substations	3,000	1,200	500	500	300	500

Substantially all of EU&I's electric plant in service is mortgaged under indentures relating to Duke Energy Carolinas', Duke Energy Progress', Duke Energy Florida's, Duke Energy Ohio's and Duke Energy Indiana's various series of First Mortgage Bonds.

GAS UTILITIES AND INFRASTRUCTURE

GU&I owns transmission pipelines and distribution mains that are generally underground, located near public streets and highways, or on property owned by others for which Duke Energy Ohio and Piedmont have obtained the necessary legal rights to place and operate facilities on such property located within the GU&I service territories. The following table provides information related to GU&I's natural gas distribution as of December 31, 2023.

	Duke Energy	Duke Energy Ohio	Piedmont
Miles of natural gas distribution and transmission pipelines	35,700	7,700	28,000
Miles of natural gas service lines	28,800	6,700	22,100

OTHER

Duke Energy owns approximately 7.1 million square feet and leases approximately 2.5 million square feet of corporate, regional and district office space spread throughout its service territories. See Note 11, "Property, Plant and Equipment," for further information.

ITEM 3. LEGAL PROCEEDINGS

MTBE Litigation

On December 15, 2017, the state of Maryland filed suit in Baltimore City Circuit Court against Duke Energy Merchants and other defendants alleging contamination of state waters by MTBE leaking from gasoline storage tanks and is seeking an unspecified amount of monetary damages. MTBE is a gasoline additive intended to increase the oxygen levels in gasoline and make it burn cleaner. The case was removed from Baltimore City Circuit Court to federal District Court. Initial motions to dismiss filed by the defendants were denied by the court on September 4, 2019, and the matter is now in discovery. On December 18, 2020, the plaintiff and defendants selected 50 focus sites, none of which have any ties to Duke Energy Merchants. Discovery will be specific to those sites. At this time, Duke Energy Merchants has not engaged in settlement negotiations with the plaintiff and the plaintiff has not reached a settlement agreement with any defendant. Duke Energy cannot predict the outcome of this matter.

In addition, the Duke Energy Registrants are, from time to time, parties to various lawsuits and regulatory proceedings in the ordinary course of their business. For information regarding legal proceedings, including regulatory and environmental matters, see Note 4, "Regulatory Matters," and Note 5, "Commitments and Contingencies," to the Consolidated Financial Statements.

ITEM 4. MINE SAFETY DISCLOSURES

This is not applicable for any of the Duke Energy Registrants.

ITEM 5. MARKET FOR REGISTRANT’S COMMON EQUITY, RELATED STOCKHOLDER MATTERS AND ISSUER PURCHASES OF EQUITY SECURITIES

The common stock of Duke Energy is listed and traded on the NYSE (ticker symbol DUK). As of January 31, 2024, there were 121,476 Duke Energy common stockholders of record. For information on dividends, see the “Dividend Payments” section of Management’s Discussion and Analysis.

There is no market for the common equity securities of the Subsidiary Registrants, all of which are directly or indirectly owned by Duke Energy. See Note 2, “Dispositions,” to the Consolidated Financial Statements for information on the investment of a minority interest in Duke Energy Indiana.

Securities Authorized for Issuance Under Equity Compensation Plans

See Item 12 of Part III within this Annual Report for information regarding Securities Authorized for Issuance Under Equity Compensation Plans.

Issuer Purchases of Equity Securities for Fourth Quarter 2023

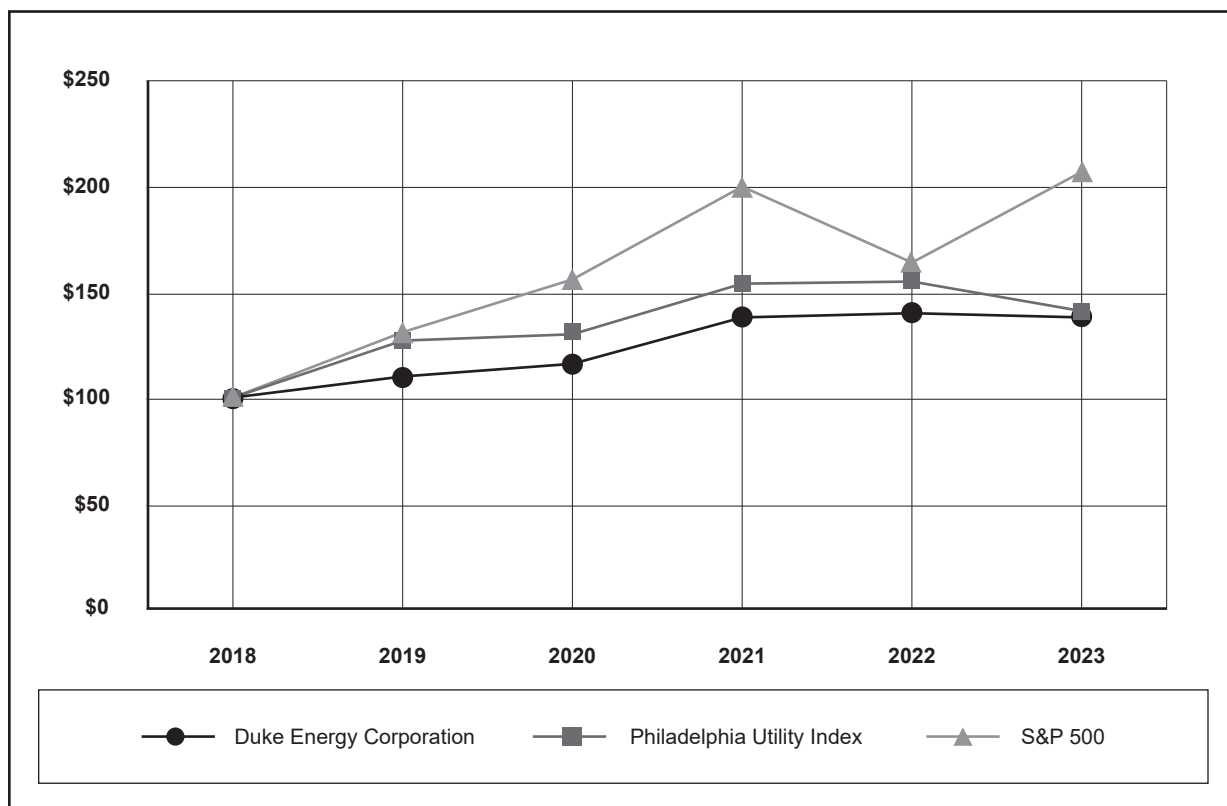
There were no repurchases of equity securities during the fourth quarter of 2023.

Unregistered Sales of Equity Securities and Use of Proceeds

None.

Stock Performance Graph

The following performance graph compares the cumulative TSR from Duke Energy Corporation common stock, as compared with the Standard & Poor’s 500 Stock Index (S&P 500) and the Philadelphia Utility Index for the past five years. The graph assumes an initial investment of \$100 on December 31, 2018, in Duke Energy common stock, in the S&P 500 and in the Philadelphia Utility Index and that all dividends were reinvested. The stockholder return shown below for the five-year historical period may not be indicative of future performance.



NYSE CEO Certification

Duke Energy has filed the certification of its Chief Executive Officer and Chief Financial Officer pursuant to Section 302 of the Sarbanes-Oxley Act of 2002 as exhibits to this Annual Report.

ITEM 6. SELECTED FINANCIAL DATA

This is not applicable for any of the Duke Energy Registrants.

ITEM 7. MANAGEMENT'S DISCUSSION AND ANALYSIS OF FINANCIAL CONDITION AND RESULTS OF OPERATIONS

Management's Discussion and Analysis includes financial information prepared in accordance with GAAP in the U.S., as well as certain non-GAAP financial measures such as adjusted earnings and adjusted EPS discussed below. Generally, a non-GAAP financial measure is a numerical measure of financial performance, financial position or cash flows that excludes (or includes) amounts that are included in (or excluded from) the most directly comparable measure calculated and presented in accordance with GAAP. The non-GAAP financial measures should be viewed as a supplement to, and not a substitute for, financial measures presented in accordance with GAAP. Non-GAAP measures as presented herein may not be comparable to similarly titled measures used by other companies.

The following combined Management's Discussion and Analysis of Financial Condition and Results of Operations is separately filed by Duke Energy Corporation and its subsidiaries. Duke Energy Carolinas, LLC, Progress Energy, Inc., Duke Energy Progress, LLC, Duke Energy Florida, LLC, Duke Energy Ohio, Inc., Duke Energy Indiana, LLC and Piedmont Natural Gas Company, Inc. However, none of the registrants make any representation as to information related solely to Duke Energy or the subsidiary registrants of Duke Energy other than itself.

Management's Discussion and Analysis should be read in conjunction with the Consolidated Financial Statements and Notes for the years ended December 31, 2023, 2022 and 2021.

See "Item 7. Management's Discussion and Analysis of Financial Condition and Results of Operations," in Duke Energy's Annual Report on Form 10-K for the year ended December 31, 2022, filed with the SEC on February 27, 2023, for a discussion of variance drivers for the year ended December 31, 2022, as compared to December 31, 2021.

DUKE ENERGY

Duke Energy, an energy company headquartered in Charlotte, North Carolina, operates in the U.S. primarily through its subsidiaries, Duke Energy Carolinas, Duke Energy Progress, Duke Energy Florida, Duke Energy Ohio, Duke Energy Indiana and Piedmont. When discussing Duke Energy's consolidated financial information, it necessarily includes the results of the Subsidiary Registrants, which along with Duke Energy, are collectively referred to as the Duke Energy Registrants.

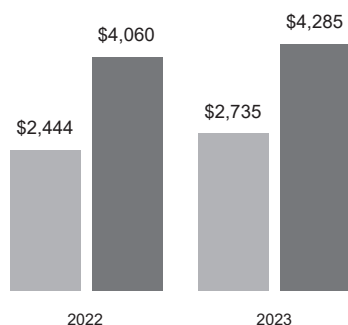
Executive Overview

At Duke Energy, we remain focused on continuing to advance our clean energy transition while maintaining affordability and reliability for our customers and delivering on our commitments to our communities, employees, investors, and other stakeholders. The fundamentals of our business are strong and allow us to deliver growth in earnings and dividends in a low-risk, predictable and transparent way. In 2023, we continued to make progress, generating positive strategic and regulatory outcomes, navigating rising interest rates, lower volumes due to mild temperatures and other macroeconomic headwinds, while meeting our near-term financial commitments and continuing to provide the safe and reliable service that our communities depend on.

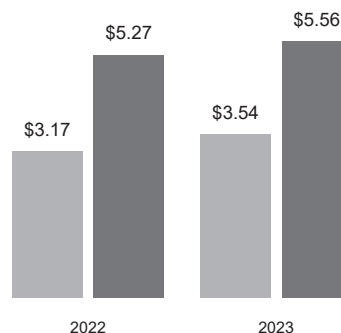
In 2023, we furthered our transition to a fully regulated utility by closing on the sale of our commercial utility-scale solar and wind group and our distributed generation operations. We advanced a variety of regulatory priorities resulting in positive outcomes and modern recovery mechanisms, and continued to engage with our customers and the communities in our jurisdictions. We also continue to make the investments necessary to support our ongoing clean energy transition and a business portfolio that delivers a reliable and growing dividend, with 2023 representing the 97th consecutive year Duke Energy paid a cash dividend on its common stock.

Financial Results**Annual Earnings (in millions)**

■ Net Income Available to Duke Energy Corporation common stockholders (GAAP)
■ Adjusted Earnings (a)

**Annual Earnings Per Share**

■ Net Income Available to Duke Energy Corporation common stockholders per basic share (GAAP)
■ Adjusted Earnings Per Share (a)



(a) See Results of Operations below for Duke Energy's definition of adjusted earnings and adjusted EPS as well as a reconciliation of this non-GAAP financial measure to net income available to Duke Energy and net income available to Duke Energy per basic share.

Duke Energy's 2023 Net Income Available to Duke Energy Corporation (GAAP Reported Earnings) was impacted by higher regulatory charges in the prior year. Additional drivers primarily include growth from riders and other retail margin, favorable rate case impacts, lower operations and maintenance expense and lower tax expense. These items were partially offset by higher interest and depreciation expense, unfavorable weather and lower volumes. See "Results of Operations" below for a detailed discussion of the consolidated results of operations and a detailed discussion of financial results for each of Duke Energy's reportable business segments, as well as Other.

2023 Areas of Focus and Accomplishments

Clean Energy Transition. Our industry continues to experience an unprecedented level of change and 2023 was a dynamic year for our company as we navigated ongoing macroeconomic headwinds and continued to execute on our strategic priorities and deliver on our vision.

Generating Cleaner Energy

We are targeting energy generated from coal to represent less than 5% of total generation by 2030 and a full exit by 2035, subject to regulatory approvals, as part of the largest planned coal fleet retirement in the industry. We have made strong progress to date in reducing carbon emissions from electricity generation (a 48% reduction from 2005) and have established goals to do more (at least 50% reduction by 2030, 80% by 2040, and net zero by 2050). We are also working to reduce Scope 2 and certain Scope 3 emissions, including emissions from upstream purchased power and fossil fuel purchases, as well as downstream customer use of natural gas, by 50% by 2035, on the way to net zero by 2050.

Duke Energy was one of the first utilities to address the totality of its impact – approximately 95% of the Company's greenhouse gas emissions are tied to a measurable net zero goal. Over the next decade, we expect to deploy between approximately \$170 and \$180 billion of capital into our regulated businesses, driven by clean energy transition investments. These investments will drive substantial economic benefits for the communities we serve and reduce our customers' exposure to fuel volatility. We have filed and refined comprehensive IRPs consistent with this strategy in multiple jurisdictions, allowing us to make needed investments to increase grid resiliency and enable coal plant retirements, renewables and energy storage.

As we look beyond 2030, we will need additional tools to continue our progress. We will actively work to advocate for research and development and deployment of carbon-free, dispatchable resources. This includes longer-duration energy storage, advanced nuclear technologies, carbon capture and zero-carbon fuels.

Sale of Commercial Renewables

In November 2022, Duke Energy committed to a plan to sell the Commercial Renewables business, excluding the offshore wind contract for Carolina Long Bay. As we look forward to the remainder of this decade and beyond, we have line of sight to significant renewable, grid and other investment opportunities within our faster-growing regulated operations. We closed on the sales of the commercial utility-scale solar and wind group and the distributed generation group in October 2023, facilitating our transition to a fully regulated utility.

Carolinas Integrated Resource Plan

HB 951 was passed in 2021 reflecting North Carolina policy accelerating a clean energy transition for generation while continuing to prioritize affordability and reliability for our customers. The legislation established a framework overseen by the NCUC to advance state CO₂ emission reductions in North Carolina through the use of least cost planning, including stakeholder involvement, and also introduced modernized recovery mechanisms under PBR, which consists of MYRP, PIMS, and residential decoupling, and promotes more efficient recovery of investments and aligns incentives between the Company and the state's energy policy objectives.

In May 2022, we filed a proposed Carbon Plan with the NCUC that outlined potential pathways toward achieving the HB 951 carbon reduction targets while balancing affordability and reliability for our customers and in December 2022, the NCUC issued an order adopting its initial Carbon Plan, which included a set of near-term actions to support meeting the state's carbon reduction goals. In August 2023, Duke Energy Carolinas and Duke Energy Progress filed an updated combined systemwide Carolinas IRP with the NCUC and the PSCSC, setting the course for the next 15 years of our clean energy transition. The plan outlined the diverse resources required to serve customers reliably and to achieve our clean energy transition in both states. In January 2024, we filed supplemental modeling and analysis with the NCUC and PSCSC due to substantially increased load forecasts resulting from continued economic development successes in the Carolinas occurring since the system-wide plan was prepared.

Modernizing the Power Grid and Natural Gas Infrastructure

We are leveraging new technology, digital tools and data analytics across the business in response to a transforming landscape and our grid improvement programs continue to be a key component of our growth strategy. Modernization of the electric grid, including smart meters, storm hardening, self-healing and targeted undergrounding, helps to ensure the system is better prepared for severe weather, improves the system's reliability and flexibility, and provides better information and services for our customers. We continue to enhance our customers' experience with the Self-Optimizing Grid (SOG), our flagship grid improvement program spanning all of Duke Energy's regulated utilities. In 2023, our SOG investments helped to avoid approximately 330,000 customer interruptions across our six-state electric service area, preventing customers from having more than 1.4 million hours of lost outage time during major events.

Investments in integrity management of our natural gas infrastructure continue to be of importance to ensure reliable, safe, and increasingly clean delivery of natural gas to our customers. Recognizing the importance of natural gas, we continue to work toward a net-zero methane emission goal by 2030 related to our natural gas distribution business. In our LDC business, we remain focused on reducing methane emissions, leveraging our partnerships, emissions platform, sensors and other technologies to find and fix leaks in near real time. We also use cross compression to avoid releasing natural gas into the atmosphere during certain operational activities.

In October, we announced plans to build and operate our first system capable of producing, storing and combusting 100% green hydrogen. The one-of-its-kind, end-to-end system will use solar energy at Duke Energy Florida's 74.5-MW DeBary solar plant to produce green hydrogen for an upgraded on-site CT designed to operate on a blend of natural gas and hydrogen or up to 100% hydrogen. We anticipate the system will be installed and fully functioning in 2024, providing access to on-demand, dispatchable, increasingly clean energy for our Duke Energy Florida customers.

Response to Macroeconomic Headwinds. While 2023 presented unique macroeconomic challenges, Duke Energy has a demonstrated track record of executing on our business plans while driving efficiencies and productivity in the business. Despite rising interest rates and near-record mild weather across all of our service territories, we achieved financial results within our adjusted EPS guidance and continued our cost-management journey with a focus on driving productivity, increasing flexibility and prioritizing spend based on risk and strategic value to our customers and investors. We executed on our Workload Reduction Initiative launched in late 2022 while building on our culture of continuous improvement to continue to identify ways to reduce operating costs. We remain focused on organization simplification, automation, reducing service levels provided to internal customers as appropriate, outsourcing, and continued operational excellence.

PART II

Volatile commodity prices led to rapid fuel cost increases in 2022, impacting the price of electricity in all of our jurisdictions. We actively worked to manage and maintain prices at lower levels than they otherwise would have been in light of increased commodity prices, working with our regulators to extend recovery periods in certain jurisdictions in a way that was manageable for our customers. In 2023, we made substantial progress, recovering \$1.5 billion in deferred fuel costs this year. With these actions, lower fuel prices, and increased stability in these markets during 2023, we anticipate to be in line with our historical average balance of deferred fuel costs by the end of 2024.

While inflation has moderated to a degree, we continue to successfully navigate supply chain challenges including longer lead times and shortages of solar panels and other equipment. We execute longer supply agreements and proactively secure equipment in advance of hurricane season. Our procurement teams continue to execute on action plans to enhance planning, augment supply, amend operations and leverage our scale to continue to mitigate these risks to the extent possible.

Recent macroeconomic headwinds aside, the level of economic development success and growth experienced in our service territories is significantly above what we have experienced over the last two decades. In 2023, Site Selection magazine recognized Duke Energy as a “Top Utility in Economic Development,” recognizing our critical role and successful efforts working with our state partners to win 67 projects this year alone, representing approximately \$22 billion in new capital investment and 15,000 new jobs within our service territories. These projects include transformational electric vehicle and battery manufacturing facilities as well as data centers. Supporting the increasing generation load demands expected from projects like these in the coming years is an immense opportunity for our Company and the communities we proudly serve.

Constructive Regulatory and Legislative Outcomes. One of our long-term strategic goals is to achieve modernized regulatory constructs across all of our jurisdictions. Modernized constructs provide benefits, which include improved earnings and cash flows through more timely recovery of investments, as well as stable pricing for customers. Grid investment riders in the Midwest and Florida enable more timely cost recovery and earnings growth and we have a MYRP in Florida through 2024.

In North Carolina, as highlighted above, HB 951 authorizes the use of modernized regulatory constructs under the direction of the NCUC. In October 2022, Duke Energy Progress filed its first North Carolina rate case utilizing PBR and reached partial settlements on key matters in April and May 2023. In August 2023, the NCUC issued a constructive order approving these partial settlements and Duke Energy Progress’ PBR Application with certain modifications, marking the first implementation of a MYRP under the performance-based regulations authorized by HB 951. Duke Energy Progress implemented revised Year 1 rates on October 1, 2023. In January 2023, we also filed a Duke Energy Carolinas rate case in North Carolina, which incorporated elements of PBR. In August 2023, we reached partial settlements on key matters with the Public Staff and received a constructive order from the NCUC in December 2023, with new rates effective January 2024. After more than a decade of work, these rate cases mark a significant milestone in securing regulatory approval of modern ratemaking structures in North Carolina.

In addition to the Duke Energy Progress and Duke Energy Carolinas rate cases in North Carolina, we continued to move a variety of other regulatory initiatives forward during 2023. In February 2023, the PSCSC approved a constructive comprehensive settlement with all parties in the Duke Energy Progress South Carolina rate case and we implemented new customer rates effective April 1, 2023. In the Midwest, we received a constructive order on our Duke Energy Kentucky electric rate case in October 2023. As it relates to our natural gas businesses, in Duke Energy Ohio, we filed a stipulation on key matters in our base rate case with all parties except the OCC in April 2023. We received an order approving the stipulation in November 2023. In September 2023, the TPUC approved a settlement related to our Annual Review Mechanism in Tennessee, with adjusted rates effective October 1, 2023. Overall, this was a very active year as it relates to regulatory filings, which reflects the important investments and ongoing clean energy transition across all our service territories.

In 2022, storm securitization legislation was passed in South Carolina, providing the opportunity to securitize deferred storm costs and lower the bill impacts for our customers. In 2023, we made progress on our South Carolina storm securitization filings. The PSCSC approved a comprehensive settlement in September 2023 and issued its financing order in October 2023. Also in South Carolina, we filed a Duke Energy Carolinas rate case with the PSCSC in January 2024.

We also continued to evaluate the impacts of the Inflation Reduction Act, which is expected to have significant benefits to customers and lower the cost of the clean energy transition. In 2023, we worked to advocate successfully for the best interests of our customers, communities, and Company in important areas, including the preservation and application of nuclear PTCs in the regulated utility business model.

Customer Satisfaction. Duke Energy continues to transform the customer experience through our use of customer data to better inform operational priorities and performance levels. This data-driven approach allows us to identify the investments that are most important to the customer experience. While customer satisfaction across our industry continues to be impacted by the macroeconomic environment and the impacts of inflationary pressures including higher fuel prices on customer bills, our work continues to be recognized by our customers, with strong customer satisfaction scores in our jurisdictions including Piedmont, which was ranked number one in customer satisfaction by J.D. Power for residential natural gas service in the south for the second year in a row.

Operational Excellence, Safety and Reliability. The reliable and safe operation of our power plants, electric distribution system and natural gas infrastructure in our communities continues to be foundational to serving our customers, our financial results, and our credibility with stakeholders. Late 2022 presented unique challenges to the grid in our service territories, including attacks on two substations in Moore County, North Carolina, and extreme winter weather that forced us to take unprecedented measures to ensure the integrity of our systems in North Carolina.

Following the Moore County Substation attack, we reassessed the criticality of every substation, evaluated new security tools and technology, and conducted benchmarking with peer utilities. We created a plan to enhance physical security and resiliency at sites that are critical to the Bulk Electric System and those with the greatest impact to customers. We will work to implement these enhancements across all jurisdictions, representing an investment of approximately \$500 million over the next three years. In North Carolina, recovery has been approved through the MYRP. Cost recovery requests in South Carolina, Florida and the Midwest are expected to be included in future rate cases.

In December 2022, high winds and extreme cold from Winter Storm Elliott, customer demand that was higher than forecasted, and the inability to import additional power from out of state, resulted in the need to temporarily interrupt service to about 500,000 customers to maintain overall grid reliability and prevent further potential disruptions in the Carolinas. In 2023, we established the Bulk Electric System Oversight Board to provide executive oversight of programs and policies designed to ensure energy adequacy for our customers. We practiced our forecasting, grid assessment, oversight, and governance processes throughout the summer, as hot weather challenged operations from time to time. We will continue to work to ensure that our grid and fleet can withstand the stress of extreme weather on our system, evaluate lessons learned and enhance our strategy and communications to effectively serve our customers now and in the future.

Despite these recent challenges, our regulated generation fleet and nuclear sites had strong performance throughout the year and our electric distribution system performed well. The safety of our workforce is a core value and we remain an industry leader in personal safety. In 2023, we achieved one of the best safety records in our company’s history with our TIGR significantly above target. For the eighth consecutive year, we ranked first among North American combined gas and electric companies in Edison Electric Institute’s (EEI) annual safety survey, and our gas operations organization finished in the top 10% for the third year in a row, according to the American Gas Association. And, for the first time since our merger with Progress Energy in 2012, we finished the year with less than 100 Occupational Safety and Health Administration recordable incidents. In addition, we continued our strong environmental performance, with no reportable environmental events.

Our workforce and our contract partners worked hard to prepare for this year's storm season, through drills, material planning, call center readiness, contingency planning, and customer communications. This summer, we experienced extreme weather across our regions, including a July 4 series of major storms in the Midwest, numerous storms in July and August in the Carolinas, and Hurricane Idalia in August, impacting Florida and the east coast of the Carolinas. We safely restored power to 95% of affected customers within 48 hours. Our preparation and robust communications to our customers and communities enhanced our reputation and built stakeholder loyalty and support.

Our ability to effectively handle all facets of the 2023 storm response efforts while making ongoing investments to enhance the reliability and physical security of the grid, mitigate ongoing macroeconomic challenges, and navigate supply chain constraints, is a testament to our team's extensive preparation and coordination, applying lessons learned from previous storms, and to on-the-ground management throughout the restoration efforts. Duke Energy has received 20 Emergency Response Awards since EEI began recognizing storm response in 1998 (including 11 for assisting other utilities).

Duke Energy Objectives – 2024 and Beyond

At Duke Energy, our business strategy centers on delivering reliable, affordable and cleaner energy to our customers and communities, safely transforming and readying our system by investing in innovative technologies, modernizing our gas and electric infrastructure and expanding and integrating efficiency and demand management programs. As we transition our business to cleaner sources of energy, we are focused on delivering sustainable value for our customers and shareholders by leveraging business transformation to exceed customer expectations, optimizing investments to drive attractive shareholder returns, and by providing new product offerings and solutions that deliver growth and customer value. To achieve these major milestones, we are shaping the landscape by partnering with stakeholders, championing public policy that advances innovation, and advancing regulatory models that support carbon and methane emission reductions.

Matters Impacting Future Results

The matters discussed herein could materially impact the future operating results, financial condition and cash flows of the Duke Energy Registrants and Business Segments.

Regulatory Matters

Coal Ash Costs

Duke Energy Carolinas and Duke Energy Progress have approximately \$1.6 billion and \$1.2 billion, respectively, in regulatory assets related to coal ash retirement obligations as of December 31, 2023. Future spending, including amounts recorded for depreciation and liability accretion, is expected to continue to be deferred and recovered in future rate cases or rider filings. The majority of spend is primarily expected to occur over the next 10 years.

Duke Energy Indiana has interpreted the CCR Rule to identify the coal ash basin sites impacted and has assessed the amounts of coal ash subject to the rule and established methods of compliance. Interpretation of the requirements of the CCR Rule is subject to further legal challenges and regulatory approvals, which could result in additional ash basin closure requirements, higher costs of compliance and greater AROs. Additionally, Duke Energy Indiana has retired facilities that are not subject to the CCR Rule. Duke Energy Indiana may incur costs at these facilities to comply with environmental regulations or to mitigate risks associated with on-site storage of coal ash. Duke Energy Indiana has approximately \$408 million in regulatory assets related to coal ash asset retirement obligations as of December 31, 2023. See "Other Matters" and Note 4 to the Consolidated Financial Statements, "Regulatory Matters" for more information.

Fuel Cost Recovery

As a result of rapidly rising commodity costs during 2022, including natural gas, fuel and purchased power prices in excess of amounts included in fuel-related revenues led to an increase in the undercollection of fuel costs from customers in jurisdictions including Duke Energy Carolinas, Duke Energy Progress and Duke Energy Florida. These amounts were deferred in regulatory assets and impacted the cash flows of the registrants, including increased borrowings to temporarily finance related expenditures until recovery. Natural gas costs stabilized in 2023 and the Duke Energy Registrants are making progress collecting deferred fuel balances. Regulatory filings have been made and approved for recovery of all remaining uncollected 2022 fuel costs. Across all jurisdictions, Duke Energy recovered \$1.5 billion of deferred fuel costs in 2023, and expects deferred fuel cost balances to be back in line with historical norms by the end of 2024. See Note 4 to the Consolidated Financial Statements, "Regulatory Matters" for more information.

Commercial Renewables

In November 2022, Duke Energy committed to a plan to sell the Commercial Renewables Disposal Groups. The Commercial Renewables Disposal Groups were classified as held for sale and as discontinued operations in the fourth quarter of 2022. Duke Energy entered into purchase and sale agreements with affiliates of Brookfield in June 2023 for the sale of the utility-scale solar and wind group and with affiliates of ArcLight in July 2023 for the distributed generation group. Both transactions closed in October 2023 and proceeds from the sales were used for debt avoidance. Duke Energy expects to complete the disposition of the remaining assets in the first half of 2024. For more information, see Note 2 to the Consolidated Financial Statements, "Dispositions."

In February 2021, a severe winter storm impacted certain Commercial Renewables assets in Texas. Extreme weather conditions limited the ability for these solar and wind facilities to generate and sell electricity into the market. Originally, Duke Energy (Parent) was named in multiple lawsuits arising out of this winter storm, but the plaintiffs have dismissed Duke Energy (parent) from these lawsuits. The legal actions related to all but one of the project companies in this matter transferred to affiliates of Brookfield in conjunction with the transaction closing in October 2023. For more information, see Note 5 to the Consolidated Financial Statements, "Commitments and Contingencies."

Supply Chain

In 2023, Duke Energy has experienced modest improvement in the stability of the markets for key materials purchased and used by the Company. The Company continues to monitor developments, including proposed federal regulations, that could disrupt or impact the Company's supply chain and, as a result, may impact Duke Energy's execution of its capital plan, future financial results, or the achievement of its clean energy goals.

Goodwill

The Duke Energy Registrants performed their annual goodwill impairment tests as of August 31, 2023, as described in Note 12 to the Consolidated Financial Statements, "Goodwill and Intangible Assets." As of August 31, 2023, all of Duke Energy Registrants' reporting units' estimated fair values materially exceeded the carrying values except for the GU&I reporting unit of Duke Energy Ohio. While no goodwill impairment charges were recorded in 2023, the potential for continued interest rate pressures, and the related impact on the weighted average cost of capital, without timely or adequate updates to the regulated allowed return on equity or deteriorating economic conditions impacting GU&I's future cash flows or equity valuations of peer companies could impact the estimated fair value of GU&I, and goodwill impairment charges could be recorded in the future. The carrying value of goodwill within GU&I for Duke Energy Ohio was approximately \$324 million as of December 31, 2023.

PART II

Other

Duke Energy continues to monitor general market conditions, including the potential for continued interest rate pressures on the Company's cost of capital, which may impact Duke Energy's execution of its capital plan, future financial results, or the achievement of its clean energy goals.

Results of Operations

Non-GAAP Measures

Management evaluates financial performance in part based on non-GAAP financial measures, including adjusted earnings and adjusted EPS. These items represent income from continuing operations available to Duke Energy common stockholders in dollar and per share amounts, adjusted for the dollar and per share impact of special items. As discussed below, special items include certain charges and credits, which management believes are not indicative of Duke Energy's ongoing performance. Management believes the presentation of adjusted earnings and adjusted EPS provides useful information to investors, as it provides them with an additional relevant comparison of Duke Energy's performance across periods.

Management uses these non-GAAP financial measures for planning and forecasting, and for reporting financial results to the Board of Directors, employees, stockholders, analysts and investors. Adjusted EPS is also used as a basis for employee incentive bonuses. The most directly comparable GAAP measures for adjusted earnings and adjusted EPS are GAAP Reported Earnings and EPS Available to Duke Energy Corporation common stockholders (GAAP Reported EPS), respectively.

Reconciliation of GAAP Reported Amounts to Adjusted Amounts

The following table presents a reconciliation of adjusted earnings and adjusted EPS to the most directly comparable GAAP measures.

(in millions, except per share amounts)	Years Ended December 31,			
	2023		2022	
	Earnings	EPS	Earnings	EPS
GAAP Reported Earnings/EPS	\$ 2,735	\$ 3.54	\$ 2,444	\$ 3.17
Adjustments to Reported:				
Organizational Optimization ^(a)	95	0.13	—	—
Regulatory Matters ^(b)	64	0.08	—	—
Regulatory Matters and Litigation ^(c)	—	—	295	0.39
Workplace and Workforce Realignment ^(d)	—	—	105	0.14
Discontinued Operations ^(e)	1,391	1.81	1,216	1.57
Adjusted Earnings/Adjusted EPS	\$ 4,285	\$ 5.56	\$ 4,060	\$ 5.27

(a) Net of tax benefit of \$29 million. \$110 million recorded within Operations, maintenance and other and \$14 million within Impairment of assets and other charges.

(b) Net of \$20 million tax benefit. \$68 million within Impairment of assets and other charges and \$16 million within Operations, maintenance and other.

(c) Net of tax benefit of \$128 million. \$386 million recorded within Impairment of assets and other charges, \$46 million within Regulated electric (Operating Revenues) and \$34 million within Net (Income) Loss Attributable to Noncontrolling Interests. \$25 million recorded within Operations, maintenance and other.

(d) Net of tax benefit of \$31 million. \$72 million recorded within Impairment of assets and other charges, \$71 million recorded within Operations, maintenance and other and a \$7 million gain recorded in Gains on sales of other assets and other.

(e) Recorded in Loss from Discontinued Operations, net of tax, and Net (Income) Loss Attributable to Noncontrolling Interests.

Year Ended December 31, 2023, as compared to 2022

GAAP Reported EPS was \$3.54 for the year ended December 31, 2023, compared to \$3.17 for the year ended December 31, 2022. In addition to the drivers below, the increase in GAAP Reported Earnings/EPS was also due to higher regulatory charges in the prior year.

As discussed and shown in the table above, management also evaluates financial performance based on adjusted EPS. Duke Energy's adjusted EPS was \$5.56 for the year ended December 31, 2023, compared to \$5.27 for the year ended December 31, 2022. The increase in Adjusted Earnings/Adjusted EPS was primarily due to growth from riders and other retail margin, favorable rate case impacts, lower operations and maintenance expense and lower tax expense. These items were partially offset by higher interest and depreciation expense, unfavorable weather and lower volumes.

Special items included in the periods presented include the following, which management believes do not reflect ongoing costs:

- Regulatory matters primarily represents net impairment charges related to Duke Energy Carolinas' and Duke Energy Progress' North Carolina rate case orders.
- Organizational optimization costs represent amounts associated with strategic repositioning to a fully regulated utility, and primarily consist of severance costs, consultant fees and impairment charges for certain nonregulated assets.
- Regulatory matters and litigation primarily represents the net impact of charges related to the Indiana court rulings on coal ash and other unrelated ongoing litigation.
- Workplace and workforce realignment represents costs attributable to business transformation, including long-term real estate strategy changes and workforce reduction.

Discontinued operations primarily includes impairments on the sale of the Commercial Renewables business and results from Duke Energy's Commercial Renewables Disposal Groups.

Duke Energy's adjusted earnings and adjusted EPS may not be comparable to similarly titled measures of another company because other companies may not calculate the measures in the same manner.

SEGMENT RESULTS

The remaining information presented in this discussion of results of operations is on a GAAP basis. Management evaluates segment performance based on segment income. Segment income is defined as income from continuing operations net of income attributable to noncontrolling interests and preferred stock dividends. Segment income includes intercompany revenues and expenses that are eliminated in the Consolidated Financial Statements.

Duke Energy's segment structure includes Electric Utilities and Infrastructure (EU&I) and Gas Utilities and Infrastructure (GU&I). The remainder of Duke Energy's operations is presented as Other. See Note 3 to the Consolidated Financial Statements, "Business Segments," for additional information on Duke Energy's segment structure.

Electric Utilities and Infrastructure

(in millions)	Years Ended December 31,		
	2023	2022	Variance
Operating Revenues	\$ 26,921	\$ 26,024	\$ 897
Operating Expenses			
Fuel used in electric generation and purchased power	9,164	8,862	302
Operations, maintenance and other	5,309	5,354	(45)
Depreciation and amortization	4,684	4,550	134
Property and other taxes	1,320	1,315	5
Impairment of assets and other charges	75	374	(299)
Total operating expenses	20,552	20,455	97
Gains on Sales of Other Assets and Other, net	28	7	21
Operating Income	6,397	5,576	821
Other Income and Expenses, net	517	467	50
Interest Expense	1,850	1,565	285
Income Before Income Taxes	5,064	4,478	586
Income Tax Expense	742	536	206
Less: Income Attributable to Noncontrolling Interest	99	13	86
Segment Income	\$ 4,223	\$ 3,929	\$ 294
Duke Energy Carolinas GWh sales	87,635	90,915	(3,280)
Duke Energy Progress GWh sales	66,717	70,435	(3,718)
Duke Energy Florida GWh sales	43,384	46,214	(2,830)
Duke Energy Ohio GWh sales	23,307	24,269	(962)
Duke Energy Indiana GWh sales	30,219	31,979	(1,760)
Total Electric Utilities and Infrastructure GWh sales	251,262	263,812	(12,550)
Net proportional MW capacity in operation ^(a)	54,404	54,347	57

(a) Net proportional MW capacity in operation reflects winter/nameplate capacity as of December 31, 2023, and 2022. See Item 2, "Properties" for further details.

Year Ended December 31, 2023, as compared to 2022

EU&I's higher segment income was due to higher revenues from rate cases across multiple jurisdictions and the prior year Indiana court rulings on recovery of certain coal ash costs, partially offset by unfavorable weather, lower weather-normal retail sales volumes and higher interest expense. The following is a detailed discussion of the variance drivers by line item.

Operating Revenues. The variance was driven primarily by:

- a \$902 million increase in fuel revenues primarily due to higher fuel cost recovery in the current year;
- a \$363 million increase in storm revenues at Duke Energy Florida due to hurricanes Ian and Nicole collections;
- a \$276 million increase due to higher pricing at Duke Energy Progress from the South Carolina rate case and interim rates from the North Carolina rate case, the Duke Energy Ohio electric rate case, the Duke Energy Kentucky electric rate case and Ohio tax reform deferrals in prior year, and base rate adjustments related to annual increases from the 2021 Settlement Agreement at Duke Energy Florida;
- a \$115 million increase in rider revenues primarily due to a decrease in the return of EDIT to customers compared to the prior year at Duke Energy Carolinas and increased Storm Protection Plan rider revenue at Duke Energy Florida; and
- a \$67 million increase due to the provision for rate refund recognized in the prior year related to the Indiana Supreme Court ruling on recovery of certain coal ash costs.

Partially offset by:

- a \$341 million decrease in retail sales due to unfavorable weather compared to prior year;
- a \$323 million decrease in wholesale revenues primarily due to lower demand at Duke Energy Florida and lower prices at Duke Energy Indiana; and
- a \$173 million decrease in weather-normal retail sales volumes.

Operating Expenses. The variance was driven primarily by:

- a \$302 million increase in fuel used in electric generation and purchased power due to changes in the generation mix at Duke Energy Carolinas and recovery of fuel expense at Duke Energy Carolinas, Duke Energy Progress and Duke Energy Florida; and
- a \$134 million increase in depreciation and amortization primarily due to higher plant in service, partially offset by the amortization of the DOE settlement regulatory liability at Duke Energy Florida.

Partially offset by:

- a \$299 million decrease in impairment of assets and other charges primarily due to the Indiana court rulings on recovery of certain coal ash costs in the prior year, partially offset by rate case impacts at Duke Energy Carolinas and Duke Energy Progress in the current year; and
- a \$45 million decrease in operation, maintenance and other expense primarily due to decrease in spend on outside services and lower project costs at Duke Energy Carolinas and Duke Energy Progress, partially offset by an increase in storm amortization at Duke Energy Florida.

Gains on Sales of Other Assets and Other, net. The increase was primarily due to the sale of the Mint Street parking deck.

Other Income and Expenses, net. The variance was primarily due to non-service pension expense.

Interest Expense. The variance was primarily driven by higher interest rates and outstanding debt balances.

Income Tax Expense. The increase in tax expense was primarily due to an increase in pretax income and a decrease in the amortization of EDIT. The ETRs for the years ended December 31, 2023, and 2022, were 14.7% and 12.0%, respectively. The increase in the ETR was primarily due to a decrease in the amortization of EDIT.

Income Attributable to Noncontrolling Interest. The increase was due to the second and final tranche of the GIC minority interest sale.

PART II

Gas Utilities and Infrastructure

(in millions)	Years Ended December 31,		
	2023	2022	Variance
Operating Revenues	\$ 2,266	\$ 2,840	\$ (574)
Operating Expenses			
Cost of natural gas	593	1,276	(683)
Operation, maintenance and other	455	532	(77)
Depreciation and amortization	349	327	22
Property and other taxes	129	138	(9)
Impairment of assets and other charges	(4)	(12)	8
Total operating expenses	1,522	2,261	(739)
Gains on Sales of Other Assets and Other, net	—	1	(1)
Operating Income	744	580	164
Other income and expenses, net	106	78	28
Interest Expense	217	182	35
Income Before Income Taxes	633	476	157
Income Tax Expense	116	8	108
Add: Loss Attributable to Noncontrolling Interest	2	—	2
Segment Income	\$ 519	\$ 468	\$ 51
Piedmont Local Distribution Company (LDC) throughput (Dth)	569,752,712	628,035,471	(58,282,759)
Duke Energy Midwest LDC throughput (MCF)	80,252,769	90,010,669	(9,757,900)

Year Ended December 31, 2023, as compared to 2022

GU&I's results were impacted primarily by margin growth partially offset by higher interest expense. The following is a detailed discussion of the variance drivers by line item.

Operating Revenues. The variance was driven primarily by:

- a \$683 million decrease due to lower natural gas costs passed through to customers, lower volumes, and decreased off-system sales natural gas costs.

Partially offset by:

- a \$26 million increase due to customer growth;
- a \$19 million increase due to North Carolina IMR;
- a \$15 million increase due to the MGP Settlement in prior year;
- an \$11 million increase due to Tennessee ARM revenue recognition;
- a \$9 million increase due to secondary marketing sales;
- a \$6 million increase in Ohio tax reform deferrals; and
- a \$4 million increase due to rider revenues.

Operating Expenses. The variance was driven primarily by:

- a \$683 million decrease in cost of natural gas due to lower natural gas costs passed through to customers, lower volumes, and decreased off-system sales natural gas costs; and
- a \$77 million decrease in operations, maintenance and other due to the MGP Settlement in prior year, lower labor costs, retirement of propane facilities and pipeline safety and integrity work.

Partially offset by:

- a \$22 million increase in depreciation and amortization due to additional plant in service and lower CEP deferrals.

Other Income and Expenses, net. The variance was primarily due to revisions in estimated ACP ARO closure costs and higher AFUDC equity income.

Interest Expense. The variance was primarily due to higher outstanding debt balances and interest rates.

Income Tax Expense. The increase in tax expense was primarily due to a decrease in the amortization of EDIT related to the MGP Settlement recorded in the prior year and an increase in pretax income. The ETRs for the years ended December 31, 2023, and 2022, were 18.3% and 1.7%, respectively. The increase in the ETR was primarily due to a decrease in the amortization of EDIT related to the MGP Settlement recorded in the prior year.

PART II

Other

(in millions)	Years Ended December 31,		
	2023	2022	Variance
Operating Revenues	\$ 134	\$ 122	\$ 12
Operating Expenses	249	298	(49)
Gains on Sales of Other Assets and Other, net	24	14	10
Operating Loss	(91)	(162)	71
Other Income and Expenses, net	258	65	193
Interest Expense	1,097	778	319
Loss Before Income Taxes	(930)	(875)	(55)
Income Tax Benefit	(420)	(244)	(176)
Less: Preferred Dividends	106	106	—
Net Loss	\$ (616)	\$ (737)	\$ 121

Year Ended December 31, 2023, as compared to 2022

The lower net loss was driven by an increase in the tax benefit due to a favorable adjustment related to certain allowable tax deductions, a franchise tax benefit and higher returns on investments, partially offset by higher interest expense.

Operating Expenses. The decrease was primarily driven by franchise tax refunds in the current year and higher asset impairments in the prior year, partially offset by higher severance costs associated with strategic repositioning as the Company transitions to a fully regulated utility.

Other Income and Expenses, net. The variance was primarily due to higher return on investments that fund certain employee benefit obligations and higher yields on captive insurance investments.

Interest Expense. The variance was primarily due to higher interest rates on long-term debt and commercial paper, and higher outstanding long-term debt balances.

Income Tax Benefit. The increase in the tax benefit was primarily due to benefits associated with ongoing tax efficiency efforts and an increase in pretax losses. The ETRs for the year ended December 31, 2023, and 2022, were 45.2% and 27.9%, respectively. The increase in the ETR was primarily due to benefits associated with ongoing tax efficiency efforts. In 2023, the Company evaluated the deductibility of certain items spanning periods currently open under federal statute, including items related to interest on company-owned life insurance. As a result of this analysis, the Company recorded a favorable adjustment of approximately \$120 million.

LOSS FROM DISCONTINUED OPERATIONS, NET OF TAX

(in millions)	Years Ended December 31,		
	2023	2022	Variance
Loss From Discontinued Operations, net of tax	\$ (1,455)	\$ (1,323)	\$ (132)

Year Ended December 31, 2023, as compared to 2022

The variance was primarily driven by lower results from Duke Energy's Commercial Renewables Disposal Groups in the current year.

PART II

SUBSIDIARY REGISTRANTS

Basis of Presentation

The results of operations and variance discussion for the Subsidiary Registrants is presented in a reduced disclosure format in accordance with General Instruction (I)(2)(a) of Form 10-K.

DUKE ENERGY CAROLINAS

Results of Operations

(in millions)	Years Ended December 31,		
	2023	2022	Variance
Operating Revenues	\$ 8,288	\$ 7,857	\$ 431
Operating Expenses			
Fuel used in electric generation and purchased power	2,524	2,015	509
Operation, maintenance and other	1,774	1,892	(118)
Depreciation and amortization	1,593	1,526	67
Property and other taxes	320	340	(20)
Impairment of assets and other charges	44	26	18
Total operating expenses	6,255	5,799	456
Gains on Sales of Other Assets and Other, net	26	4	22
Operating Income	2,059	2,062	(3)
Other Income and Expenses, net	238	221	17
Interest Expense	686	557	129
Income Before Income Taxes	1,611	1,726	(115)
Income Tax Expense	141	126	15
Net Income	\$ 1,470	\$ 1,600	\$ (130)

The following table shows the percent changes in GWh sales and average number of customers for Duke Energy Carolinas. The below percentages for retail customer classes represent billed sales only. Total sales includes billed and unbilled retail sales and wholesale sales to incorporated municipalities, public and private utilities and power marketers. Amounts are not weather-normalized.

Increase (Decrease) over prior year	2023
Residential sales	(3.5)%
General service sales	1.0 %
Industrial sales	(5.2)%
Wholesale power sales	5.0 %
Joint dispatch sales	(10.9)%
Total sales	(3.6)%
Average number of customers	1.8 %

Year Ended December 31, 2023, as compared to 2022

Operating Revenues. The variance was driven primarily by:

- a \$528 million increase in fuel revenues due to higher fuel cost recovery;
- a \$71 million increase in rider revenues primarily due to the decrease in the return of EDIT to customers compared to the prior year;
- a \$28 million increase in wholesale revenues primarily due to higher contractual demand and sales; and
- a \$15 million increase in retail pricing due to interim rates from the North Carolina rate case.

Partially offset by:

- a \$193 million decrease in retail sales due to unfavorable weather compared to prior year; and
- a \$47 million decrease in weather-normal retail sales volumes.

Operating Expenses. The variance was driven primarily by:

- a \$509 million increase in fuel used in electric generation and purchased power primarily due to changes in the generation mix and the recovery of fuel expenses, partially offset by lower JDA purchased volumes and prices;
- a \$67 million increase in depreciation and amortization primarily due to a higher depreciable base, partially offset by a decrease due to lower coal ash amortization from the North Carolina rate case and higher Grid Improvement Plan deferrals in the current year; and
- an \$18 million increase in impairment of assets and other charges primarily due to the order in the North Carolina rate case, partially offset by prior year adjustments to optimize the Company's real estate portfolio and the South Carolina Supreme Court decision on coal ash.

Partially offset by:

- a \$118 million decrease in operation, maintenance and other primarily due to a decrease in spend on outside services and lower project costs; and
- a \$20 million decrease in property and other taxes primarily due to lower franchise taxes.

PART II

Gains on Sales of Other Assets and Other, net. The increase was primarily due to the sale of the Mint Street parking deck.

Other Income and Expenses. The variance was driven primarily by non-service pension expense and interest income.

Interest Expense. The variance was driven by higher interest rates and outstanding debt balances.

Income Tax Expense. The increase in tax expense was primarily due to a decrease in the amortization of EDIT, partially offset by a decrease in pretax income.

PROGRESS ENERGY

Results of Operations

(in millions)	Years Ended December 31,		
	2023	2022	Variance
Operating Revenues	\$ 13,544	\$ 13,125	\$ 419
Operating Expenses			
Fuel used in electric generation and purchased power	5,026	5,078	(52)
Operation, maintenance and other	2,636	2,458	178
Depreciation and amortization	2,151	2,142	9
Property and other taxes	644	607	37
Impairment of assets and other charges	28	12	16
Total operating expenses	10,485	10,297	188
Gains on Sales of Other Assets and Other, net	27	11	16
Operating Income	3,086	2,839	247
Other Income and Expenses, net	201	181	20
Interest Expense	954	844	110
Income Before Income Taxes	2,333	2,176	157
Income Tax Expense	377	348	29
Net Income	1,956	1,828	128

Year Ended December 31, 2023, as compared to 2022

Operating Revenues. The variance was driven primarily by:

- a \$363 million increase in storm revenues at Duke Energy Florida due to hurricanes Ian and Nicole collections;
- a \$254 million increase in fuel cost recovery from retail customers at Duke Energy Florida, partially offset by a decrease at Duke Energy Progress driven by lower JDA sales volumes at lower prices in the current year, partially offset by higher fuel cost recovery;
- a \$144 million increase due to higher pricing from the North Carolina and the South Carolina rate cases at Duke Energy Progress, and retail pricing due to base rate adjustments related to annual increases from the 2021 Settlement Agreement at Duke Energy Florida;
- a \$66 million increase in rider revenues at Duke Energy Florida primarily due to increased Storm Protection Plan rider and a decrease in the return of EDIT to customers compared to the prior year at Duke Energy Progress; and
- a \$23 million increase in franchise tax revenue primarily due to increased revenues over prior year at Duke Energy Florida.

Partially offset by:

- a \$274 million decrease in wholesale revenues net of fuel due to decreased demand at Duke Energy Florida, partially offset by higher capacity rates net of lower volumes at Duke Energy Progress;
- a \$99 million decrease in weather-normal retail sales volumes at Duke Energy Progress and Duke Energy Florida; and
- a \$74 million decrease in retail sales due to unfavorable weather compared to prior year at Duke Energy Progress, partially offset by favorable weather in the current year at Duke Energy Florida.

Operating Expenses. The variance was driven primarily by:

- a \$178 million increase in operation, maintenance and other primarily due to storm amortization costs at Duke Energy Florida, partially offset by lower storm costs, a decrease in spend on outside services and lower project costs at Duke Energy Progress;
- a \$37 million increase in property and other taxes primarily due to higher franchise taxes and gross receipts taxes driven by higher revenues and higher property taxes due to property tax valuation adjustments at Duke Energy Florida, partially offset by lower franchise taxes at Duke Energy Progress; and
- a \$16 million increase in impairment of assets and other charges primarily due to rate case impacts, partially offset by prior year adjustments from the South Carolina Supreme Court decision on coal ash and optimization of the Company's real estate portfolio at Duke Energy Progress.

Partially offset by:

- a \$52 million decrease in fuel used in electric generation and purchased power primarily due to lower volumes and prices at Duke Energy Progress, partially offset by the recovery of fuel expenses at Duke Energy Progress and Duke Energy Florida.

Gains on Sales of Other Assets and Other, net. The increase was primarily due to sales of cell tower leases.

Other Income and Expenses, net. The variance was driven primarily by non-service pension expense and interest income.

Interest Expense. The variance was driven primarily by higher outstanding debt balances and interest rates at Duke Energy Progress and Duke Energy Florida.

Income Tax Expense. The increase in tax expense was primarily due to an increase in pretax income and a decrease in the amortization of EDIT, partially offset by an increase in PTCs.

DUKE ENERGY PROGRESS

Results of Operations

(in millions)	Years Ended December 31,		
	2023	2022	Variance
Operating Revenues	\$ 6,488	\$ 6,753	\$ (265)
Operating Expenses			
Fuel used in electric generation and purchased power	2,203	2,492	(289)
Operation, maintenance and other	1,379	1,475	(96)
Depreciation and amortization	1,266	1,187	79
Property and other taxes	164	190	(26)
Impairment of assets and other charges	29	7	22
Total operating expenses	5,041	5,351	(310)
Gains on Sales of Other Assets and Other, net	3	4	(1)
Operating Income	1,450	1,406	44
Other Income and Expenses, net	124	114	10
Interest Expense	427	354	73
Income Before Income Taxes	1,147	1,166	(19)
Income Tax Expense	149	158	(9)
Net Income	\$ 998	\$ 1,008	\$ (10)

The following table shows the percent changes in GWh sales and average number of customers for Duke Energy Progress. The below percentages for retail customer classes represent billed sales only. Total sales includes billed and unbilled retail sales and wholesale sales to incorporated municipalities, public and private utilities and power marketers. Amounts are not weather-normalized.

Increase (Decrease) over prior year	2023
Residential sales	(4.1)%
General service sales	(4.0)%
Industrial sales	(12.2)%
Wholesale power sales	(3.7)%
Joint dispatch sales	(1.1)%
Total sales	(5.3)%
Average number of customers	1.7%

Year Ended December 31, 2023, as compared to 2022

Operating Revenues. The variance was driven primarily by:

- a \$259 million decrease in fuel revenues due to lower JDA sales volumes at lower prices in the current year, partially offset by higher fuel cost recovery;
- a \$103 million decrease in retail sales due to unfavorable weather compared to prior year; and
- a \$70 million decrease in weather-normal retail sales volumes.

Partially offset by:

- a \$127 million increase due to higher pricing from the North Carolina and the South Carolina rate cases;
- a \$21 million increase in rider revenues primarily due to the decrease in the return of EDIT to customers compared to the prior year; and
- a \$17 million increase in wholesale revenues, net of fuel, due to higher capacity rates, partially offset by lower volumes.

Operating Expenses. The variance was driven primarily by:

- a \$289 million decrease in fuel used in electric generation and purchased power primarily due to changes in the generation mix, partially offset by the recovery of fuel expenses;

- a \$96 million decrease in operation, maintenance and other primarily due to lower storm costs, lower outside services and lower project costs; and

- a \$26 million decrease in property and other taxes due to lower franchise taxes.

Partially offset by:

- a \$79 million increase in depreciation and amortization due to higher depreciable base and rate case impacts; and
- a \$22 million increase in impairment of assets and other charges primarily due to rate case impacts offset by prior year adjustments from the South Carolina Supreme Court decision on coal ash and the optimization of the Company's real estate portfolio.

Other Income and Expenses, net. The variance was driven primarily by interest income.

Interest Expense. The variance was driven primarily by higher interest rates and outstanding debt balances.

Income Tax Expense. The decrease in tax expense was primarily due to a decrease in pretax income and an increase in the amortization of EDIT.

DUKE ENERGY FLORIDA

Results of Operations

(in millions)	Years Ended December 31,		
	2023	2022	Variance
Operating Revenues	\$ 7,036	\$ 6,353	\$ 683
Operating Expenses			
Fuel used in electric generation and purchased power	2,823	2,586	237
Operation, maintenance and other	1,239	967	272
Depreciation and amortization	885	955	(70)
Property and other taxes	480	421	59
Impairment of assets and other charges	(1)	4	(5)
Total operating expenses	5,426	4,933	493
Gains on Sales of Other Assets and Other, net	2	2	—
Operating Income	1,612	1,422	190
Other Income and Expenses, net	78	74	4
Interest Expense	413	362	51
Income Before Income Taxes	1,277	1,134	143
Income Tax Expense	261	225	36
Net Income	\$ 1,016	\$ 909	\$ 107

The following table shows the percent changes in GWh sales and average number of customers for Duke Energy Florida. The below percentages for retail customer classes represent billed sales only. Wholesale power sales include both billed and unbilled sales. Total sales includes billed and unbilled retail sales and wholesale sales to incorporated municipalities, public and private utilities and power marketers. Amounts are not weather-normalized.

Increase (Decrease) over prior year	2023
Residential sales	1.1%
General service sales	1.2%
Industrial sales	(3.2)%
Wholesale power sales	(49.3)%
Total sales	(6.1)%
Average number of customers	1.8%

Year Ended December 31, 2023, as compared to 2022

Operating Revenues. The variance was driven primarily by:

- a \$513 million increase in fuel and capacity revenues primarily due to an increase in fuel and capacity rates billed to retail customers;
- a \$363 million increase in storm revenues due to hurricanes Ian and Nicole collections;
- a \$45 million increase in rider revenues primarily due to higher rates for the Storm Protection Plan rider;
- a \$29 million increase in retail sales due to favorable weather in the current year;
- a \$23 million increase in franchise taxes revenue primarily due to increased revenues over prior year; and
- a \$17 million increase in retail pricing due to base rate adjustments related to annual increases from the 2021 Settlement Agreement.

Partially offset by:

- a \$291 million decrease in wholesale power revenues, net of fuel, primarily due to decreased demand; and
- a \$29 million decrease in weather-normal retail sales volumes.

Operating Expenses. The variance was driven primarily by:

- a \$272 million increase in operation, maintenance and other primarily due to storm amortization;
- a \$237 million increase in fuel used in electric generation and purchased power primarily due to the recovery of fuel expenses, partially offset by a decrease in purchased power costs due to lower natural gas prices; and
- a \$59 million increase in property and other taxes primarily due to higher franchise taxes and gross receipts taxes driven by higher revenues and higher property taxes due to property tax valuation adjustments.

Partially offset by:

- a \$70 million decrease in depreciation and amortization primarily due to the amortization of the DOE settlement regulatory liability, partially offset by higher depreciable base.

Interest Expense. The variance was primarily due to higher interest rates and outstanding debt balances.

Income Tax Expense. The increase in tax expense was primarily due to an increase in pretax income and a decrease in the amortization of EDIT, partially offset by an increase in PTCs.

DUKE ENERGY OHIO

Results of Operations

(in millions)	Years Ended December 31,		
	2023	2022	Variance
Operating Revenues			
Regulated electric	\$ 1,868	\$ 1,798	\$ 70
Regulated natural gas	639	716	(77)
Total operating revenues	2,507	2,514	(7)
Operating Expenses			
Fuel used in electric generation and purchased power	608	657	(49)
Cost of natural gas	163	261	(98)
Operation, maintenance and other	478	523	(45)
Depreciation and amortization	367	324	43
Property and other taxes	364	369	(5)
Impairment of assets and other charges	3	(10)	13
Total operating expenses	1,983	2,124	(141)
Gains on Sales of Other Assets and Other, net	1	1	—
Operating Income	525	391	134
Other Income and Expenses, net	41	19	22
Interest Expense	169	129	40
Income Before Income Taxes	397	281	116
Income Tax Expense (Benefit)	63	(21)	84
Net Income	\$ 334	\$ 302	\$ 32

The following table shows the percent changes in GWh sales of electricity, MCF of natural gas delivered and average number of electric and natural gas customers for Duke Energy Ohio. The below percentages for retail customer classes represent billed sales only. Total sales includes billed and unbilled retail sales and wholesale sales to incorporated municipalities, public and private utilities and power marketers. Amounts are not weather-normalized.

Increase (Decrease) over prior year	Electric	Natural Gas
	2023	2023
Residential sales	(4.8)%	(13.5)%
General service sales	1.5%	(19.7)%
Industrial sales	4.9%	3.8%
Wholesale electric power sales	(19.3)%	n/a
Other natural gas sales	n/a	(0.7)%
Total sales	(4.0)%	(10.8)%
Average number of customers	0.9%	0.6%

Year Ended December 31, 2023, as compared to 2022

Operating Revenues. The variance was driven primarily by:

- a \$77 million decrease in fuel-related revenues primarily due to lower retail sales volumes and lower fuel cost recovery in the current year;
- a \$59 million decrease in revenues related to lower OVEC rider collections and OVEC sales into PJM;
- a \$35 million decrease due to unfavorable weather compared to prior year; and
- an \$18 million decrease in retail revenue riders primarily due to the decrease in Distribution Capital Investment Rider, partially offset by increases in the Ohio CEP rider and Energy Efficiency Rider.

Partially offset by:

- a \$145 million increase in price due to the Duke Energy Ohio and Duke Energy Kentucky electric rate cases and Ohio tax reform deferrals in prior year;
- a \$15 million increase due to the MGP Settlement in the prior year; and
- an \$11 million increase in weather-normal retail sales volumes.

Operating Expenses. The variance was driven primarily by:

- a \$147 million decrease in fuel expense primarily driven by lower retail prices for natural gas and purchased power and a decrease in purchased power volumes; and
- a \$45 million decrease in operation, maintenance and other expense primarily due to the MGP Settlement in the prior year.

Partially offset by:

- a \$43 million increase in depreciation and amortization primarily driven by an increase in distribution plant in service and depreciation rates resulting from the Duke Energy Ohio and Duke Energy Kentucky electric retail rate cases implemented in 2023; and
- a \$13 million increase in impairment of assets and other charges primarily due to the reversal in the prior year of the impairment related to the propane caverns in Ohio.

Other Income and Expenses. The variance was primarily due to interest income.

Interest Expense. The variance was primarily due to higher outstanding debt balances and interest rates.

Income Tax Expense (Benefit). The increase in tax expense was primarily due to a decrease in the amortization of EDIT related to the MGP Settlement recorded in the prior year and an increase in pretax income.

DUKE ENERGY INDIANA

Results of Operations

(in millions)	Years Ended December 31,		
	2023	2022	Variance
Operating Revenues	\$ 3,399	\$ 3,922	\$ (523)
Operating Expenses			
Fuel used in electric generation and purchased power	1,217	1,819	(602)
Operation, maintenance and other	713	729	(16)
Depreciation and amortization	666	645	21
Property and other taxes	59	75	(16)
Impairment of assets and other charges	—	388	(388)
Total operating expenses	2,655	3,656	(1,001)
Operating Income	744	266	478
Other Income and Expenses, net	76	36	40
Interest Expense	213	189	24
Income Before Income Taxes	607	113	494
Income Tax Expense (Benefit)	110	(24)	134
Net Income	\$ 497	\$ 137	\$ 360

The following table shows the percent changes in GWh sales and average number of customers for Duke Energy Indiana. The below percentages for retail customer classes represent billed sales only. Total sales includes billed and unbilled retail sales and wholesale sales to incorporated municipalities, public and private utilities and power marketers. Amounts are not weather-normalized.

Increase (Decrease) over prior year	2023
Residential sales	(6.3)%
General service sales	(3.6)%
Industrial sales	9.0%
Wholesale power sales	(1.9)%
Total sales	(5.5)%
Average number of customers	1.2%

Year Ended December 31, 2023, as compared to 2022

Operating Revenues. The variance was driven primarily by:

- a \$401 million decrease in retail fuel revenues primarily due to lower fuel cost recovery driven by lower retail sales volumes and fuel prices;
- a \$75 million decrease in wholesale revenues, including fuel revenues, driven by lower fuel prices;
- a \$51 million decrease in weather-normal retail sales volumes primarily due to lower customer demand; and
- a \$44 million decrease in retail sales due to unfavorable weather compared to the prior year.

Partially offset by:

- a \$67 million increase primarily due to the provision for rate refund related to the Indiana Supreme Court ruling on recovery of certain coal ash costs in the prior year.

Operating Expenses. The variance was driven primarily by:

- a \$602 million decrease in fuel used in electric generation and purchased power primarily due to lower purchased power expense, natural gas and coal costs, partially offset by higher deferred fuel amortization;

- a \$388 million decrease in impairment of assets and other charges primarily due to the Indiana court rulings on recovery of certain coal ash costs in the prior year;

- a \$16 million decrease in operation, maintenance and other primarily due to lower employee-related expenses and storm contingency costs; and
- a \$16 million decrease in property and other taxes primarily due to property tax true-ups and lower franchise taxes.

Partially offset by:

- a \$21 million increase in depreciation and amortization primarily due to higher depreciable base.

Other Income and Expenses, net. The variance was primarily due to coal ash insurance proceeds, non-service pension expense and interest income.

Interest Expense. The variance was primarily due to higher outstanding debt balances and interest rates.

Income Tax Expense (Benefit). The increase in tax expense was primarily due to an increase in pretax income and a decrease in the amortization of EDIT related to the coal ash impairment recorded in the prior year.

PART II

PIEDMONT

Results of Operations

(in millions)	Years Ended December 31,		
	2023	2022	Variance
Operating Revenues	\$ 1,628	\$ 2,124	\$ (496)
Operating Expenses			
Cost of natural gas	430	1,015	(585)
Operation, maintenance and other	344	368	(24)
Depreciation and amortization	237	222	15
Property and other taxes	59	57	2
Impairment of assets and other charges	(4)	18	(22)
Total operating expenses	1,066	1,680	(614)
Gains on Sales of Other Assets and Other, net	—	4	(4)
Operating Income	562	448	114
Other Income and Expenses, net	66	54	12
Interest Expense	165	140	25
Income Before Income Taxes	463	362	101
Income Tax Expense	84	39	45
Net Income	\$ 379	\$ 323	\$ 56

The following table shows the percent changes in Dth delivered and average number of customers. The percentages for all throughput deliveries represent billed and unbilled sales. Amounts are not weather-normalized.

Increase (Decrease) over prior year	2023
Residential deliveries	(14.3)%
Commercial deliveries	(9.4)%
Industrial deliveries	(2.4)%
Power generation deliveries	(10.0)%
For resale	(14.9)%
Total throughput deliveries	(9.3)%
Secondary market volumes	(26.6)%
Average number of customers	1.5%

The margin decoupling mechanism adjusts for variations in residential and commercial use per customer, including those due to weather and conservation. The weather normalization adjustment mechanisms mostly offset the impact of weather on bills rendered, but do not ensure full recovery of approved margin during periods when winter weather is significantly warmer or colder than normal.

Year Ended December 31, 2023, as compared to 2022

Operating Revenues. The variance was driven primarily by:

- a \$585 million decrease due to lower natural gas costs passed through to customers, lower volumes, and decreased off-system sales natural gas costs.

Partially offset by:

- a \$26 million increase due to customer growth;
- a \$19 million increase due to North Carolina IMR;
- an \$11 million increase due to Tennessee ARM revenue recognition; and
- a \$9 million increase due to secondary marketing sales.

Operating Expenses. The variance was driven primarily by:

- a \$585 million decrease in the cost of natural gas due to lower natural gas costs passed through to customers, lower volumes, and decreased off-system sales natural gas costs;
- a \$24 million decrease in operations, maintenance and other primarily due to lower labor costs, gas pipeline and integrity work and a decrease in bad debt reserves; and
- a \$22 million decrease in impairment of assets and other charges due to the optimization of the Company's real estate portfolio in the prior year.

Partially offset by:

- a \$15 million increase in depreciation and amortization due to additional plant in service.

Other Income and Expenses, net. The increase was primarily due to higher AFUDC equity income.

Interest Expense. The increase was primarily due to higher outstanding debt balances and interest rates.

Income Tax Expense. The increase in tax expense was primarily due to an increase in pretax income and a decrease in the amortization of EDIT.

CRITICAL ACCOUNTING POLICIES AND ESTIMATES

Preparation of financial statements requires the application of accounting policies, judgments, assumptions and estimates that can significantly affect the reported results of operations, cash flows or the amounts of assets and liabilities recognized in the financial statements. Judgments made include the likelihood of success of particular projects, possible legal and regulatory challenges, earnings assumptions on pension and other benefit fund investments and anticipated recovery of costs, especially through regulated operations.

Management discusses these policies, estimates and assumptions with senior members of management on a regular basis and provides periodic updates on management decisions to the Audit Committee. Management believes the areas described below require significant judgment in the application of accounting policy or in making estimates and assumptions that are inherently uncertain and that may change in subsequent periods.

For further information, see Note 1 to the Consolidated Financial Statements, "Summary of Significant Accounting Policies."

Regulated Operations Accounting

Substantially all of Duke Energy's regulated operations meet the criteria for application of regulated operations accounting treatment. As a result, Duke Energy is required to record assets and liabilities that would not be recorded for nonregulated entities. Regulatory assets generally represent incurred costs that have been deferred because such costs are probable of future recovery in customer rates. Regulatory liabilities are recorded when it is probable that a regulator will require Duke Energy to make refunds to customers or reduce rates to customers for previous collections or deferred revenue for costs that have yet to be incurred.

Management continually assesses whether recorded regulatory assets are probable of future recovery by considering factors such as:

- applicable regulatory environment changes;
- historical regulatory treatment for similar costs in Duke Energy's jurisdictions;
- litigation of rate orders;
- recent rate orders to other regulated entities;
- levels of actual return on equity compared to approved rates of return on equity; and
- the status of any pending or potential deregulation legislation.

If future recovery of costs ceases to be probable, asset write-offs would be recognized in operating income. Additionally, regulatory agencies can provide flexibility in the manner and timing of the depreciation of property, plant and equipment, recognition of asset retirement costs and amortization of regulatory assets, or may disallow recovery of all or a portion of certain assets.

As required by regulated operations accounting rules, significant judgment can be required to determine if an otherwise recognizable incurred cost qualifies to be deferred for future recovery as a regulatory asset. Significant judgment can also be required to determine if revenues previously recognized are for entity-specific costs that are no longer expected to be incurred or have not yet been incurred and are therefore a regulatory liability.

For further information, see Note 4 to the Consolidated Financial Statements, "Regulatory Matters."

Goodwill Impairment Assessments

Duke Energy performed its annual goodwill impairment tests for all reporting units as of August 31, 2023. Additionally, Duke Energy monitors all relevant events and circumstances during the year to determine if an interim

impairment test is required. Such events and circumstances include an adverse regulatory outcome, declining financial performance and deterioration of industry or market conditions. As of August 31, 2023, all of the reporting units' estimated fair value of equity exceeded the carrying value of equity. The fair values of the reporting units were calculated using a weighted combination of the income approach, which estimates fair value based on discounted cash flows, and the market approach, which estimates fair value based on market comparables within the utility and energy industries.

Estimated future cash flows under the income approach are based on Duke Energy's internal business plan. Significant assumptions used are growth rates, future rates of return expected to result from ongoing rate regulation and discount rates. Management determines the appropriate discount rate for each of its reporting units based on the Weighted Average Cost of Capital (WACC) for each individual reporting unit. The WACC takes into account both the after-tax cost of debt and cost of equity. A major component of the cost of equity is the current risk-free rate on 20-year U.S. Treasury bonds. In the 2023 impairment tests, Duke Energy considered implied WACCs for certain peer companies in determining the appropriate WACC rates to use in its analysis. As each reporting unit has a different risk profile based on the nature of its operations, including factors such as regulation, the WACC for each reporting unit may differ. Accordingly, the WACCs were adjusted, as appropriate, to account for company-specific risk premiums. The discount rates used for calculating the fair values as of August 31, 2023, for each of Duke Energy's reporting units ranged from 6.3% to 6.6%. The underlying assumptions and estimates are made as of a point in time. Subsequent changes, particularly changes in the discount rates, authorized regulated rates of return or growth rates inherent in management's estimates of future cash flows, could result in future impairment charges.

One of the most significant assumptions utilized in determining the fair value of reporting units under the market approach is implied market multiples for certain peer companies. Management selects comparable peers based on each peer's primary business mix, operations, and market capitalization compared to the applicable reporting unit and calculates implied market multiples based on available projected earnings guidance and peer company market values as of August 31. The implied market multiples used for calculating the fair values as of August 31, 2023, for each of Duke Energy's reporting units ranged from 9.3 to 11.2.

Duke Energy primarily operates in environments that are rate-regulated. In such environments, revenue requirements are adjusted periodically by regulators based on factors including levels of costs, sales volumes and costs of capital. Accordingly, Duke Energy's regulated utilities operate to some degree with a buffer from the direct effects, positive or negative, of significant swings in market or economic conditions. However, significant changes in discount rates or implied market multiples over a prolonged period may have a material impact on the fair value of equity.

Duke Energy has \$19.3 billion in Goodwill at both December 31, 2023, and 2022. For further information, see Note 12 to the Consolidated Financial Statements, "Goodwill and Intangible Assets."

Asset Retirement Obligations

AROs are recognized for legal obligations associated with the retirement of property, plant and equipment at the present value of the projected liability in the period in which it is incurred, if a reasonable estimate of fair value can be made. Duke Energy has \$9.2 billion and \$12.7 billion of AROs as of December 31, 2023, and 2022, respectively. See Note 10, "Asset Retirement Obligations," for further details including a rollforward of related liabilities.

The present value of the initial obligation and subsequent updates are based on discounted cash flows, which include estimates regarding the amount and timing of future cash flows, regulatory, legal, and legislative decisions, selection of discount rates and cost escalation rates, among other factors. These estimates are subject to change.

PART II

Obligations for nuclear decommissioning are based on site-specific cost studies. Duke Energy Carolinas and Duke Energy Progress assume prompt dismantlement of the nuclear facilities after operations are ceased. During 2020, Duke Energy Florida, closed an agreement for the accelerated decommissioning of the Crystal River Unit 3 nuclear power station after receiving approval from the NRC and FPSC. The retirement obligations for the decommissioning of Crystal River Unit 3 nuclear power station are measured based on accelerated decommissioning from 2020 continuing through 2027. Duke Energy Carolinas, Duke Energy Progress and Duke Energy Florida also assume that spent fuel will be stored on-site until such time that it can be transferred to a yet-to-be-built DOE facility.

Obligations for closure of ash basins are based upon discounted cash flows of estimated costs for site-specific plans.

For further information, see Notes 4, 5 and 10 to the Consolidated Financial Statements, "Regulatory Matters," "Commitments and Contingencies" and "Asset Retirement Obligations."

Discontinued Operations

Duke Energy calculated an estimated impairment on the disposition of its Commercial Renewables Disposal Groups as of December 31, 2022. The impairment was recorded to write-down the carrying amount to fair value, less cost to sell. The fair value was primarily determined from the income approach using discounted cash flows, but also considered market information obtained through the bidding process. Estimated future cash flows under the income approach were based on Duke Energy's forecast, which was informed by existing power purchase agreements with offtakers and forward merchant curves. Significant assumptions used in the income approach include forward merchant curves and discount rates. The discount rates take into account both the after-tax cost of debt and cost of equity. Duke Energy continued to monitor the sales of the Commercial Renewables Disposal Groups throughout 2023 and recorded adjustments to the impairments as warranted by progression in the disposition process and changes in market information.

The actual loss for each of the Commercial Renewables Disposal Groups is being recorded based on final sales agreements and could differ from the estimated losses recorded as of December 31, 2023.

For further information, See Note 2 to the Consolidated Financial Statements, "Dispositions."

LIQUIDITY AND CAPITAL RESOURCES

Sources and Uses of Cash

Duke Energy relies primarily upon cash flows from operations, debt and equity issuances and its existing cash and cash equivalents to fund its liquidity and capital requirements. Duke Energy's capital requirements arise primarily from capital and investment expenditures, repaying long-term debt and paying

dividends to shareholders. Additionally, due to its existing tax attributes and projected tax credits to be generated relating to the IRA, Duke Energy does not expect to be a significant federal cash taxpayer until around 2030. See Note 24 to the Consolidated Financial Statements, "Income Taxes," for more information.

CAPITAL EXPENDITURES

Duke Energy continues to focus on reducing risk and positioning its business for future success and will invest principally in its strongest business sectors. Duke Energy's projected capital and investment expenditures, including AFUDC debt and capitalized interest, for the next three fiscal years are included in the table below.

(in millions)	2024	2025	2026
Electric Generation ^(a)	\$ 3,200	\$ 4,100	\$ 5,225
Electric Transmission	2,325	2,550	2,625
Electric Distribution	4,625	5,150	4,825
Environmental and Other	725	875	700
Total EU&I	10,875	12,675	13,375
GU&I	1,150	1,150	1,125
Other	325	375	275
Total projected capital and investment expenditures	\$ 12,350	\$ 14,200	\$ 14,775

(a) Includes nuclear fuel of approximately \$2.1 billion in 2024-2026.

Debt

Long-term debt maturities and the interest payable on long-term debt each represent a significant cash requirement for the Duke Energy Registrants. See Note 7 to the Consolidated Financial Statements, "Debt and Credit Facilities," for information regarding the Duke Energy Registrants' long-term debt at December 31, 2023, the weighted average interest rate applicable to each long-term debt category and a schedule of long-term debt maturities over the next five years. See Note 2 to the Consolidated Financial Statements, "Dispositions," for the timing and use of proceeds from the sale of certain Commercial Renewables assets to affiliates of Brookfield and ArLight.

Fuel and Purchased Power

Fuel and purchased power includes firm capacity payments that provide Duke Energy with uninterrupted firm access to electricity transmission capacity and natural gas transportation contracts, as well as undesignated contracts and contracts that qualify as NPNS. Duke Energy's contractual cash obligations for fuel and purchased power as of December 31, 2023, are as follows:

(in millions)	Total	Payments Due by Period			
		Less than 1 year (2024)	2-3 years (2025 & 2026)	4-5 years (2027 & 2028)	More than 5 years (2029 & beyond)
Fuel and purchased power	\$ 19,726	\$ 4,831	\$ 6,116	\$ 2,991	\$ 5,788

Other Purchase Obligations

Other purchase obligations includes contracts for software, telephone, data and consulting or advisory services, contractual obligations for Engineering, Procurement, and Construction agreement costs for new generation plants, solar facilities, plant refurbishments, maintenance and day-to-day contract work and commitments to buy certain products. Amount excludes certain open purchase orders for services that are provided on demand for which the timing of the purchase cannot be determined. Total cash commitments for related other purchase obligation expenditures are \$12,286 million, with \$11,744 million expected to be paid in the next 12 months.

See Note 6 to the Consolidated Financial Statements, "Leases" for a schedule of both finance lease and operating lease payments over the next five years. See Note 10 to the Consolidated Financial Statements, "Asset Retirement Obligations" for information on nuclear decommissioning trust funding obligations and the closure of ash impoundments.

Duke Energy performs ongoing assessments of its respective guarantee obligations to determine whether any liabilities have been incurred as a result of potential increased nonperformance risk by third parties for which Duke Energy has issued guarantees. See Note 8 to the Consolidated Financial Statements, "Guarantees and Indemnifications," for further details of the guarantee arrangements. Issuance of these guarantee arrangements is not required for the majority of Duke Energy's operations. Thus, if Duke Energy discontinued issuing these guarantees, there would not be a material impact to the consolidated results of operations, cash flows or financial position. Other than the guarantee arrangements discussed in Note 8 and off-balance sheet debt related to non-consolidated VIEs, Duke Energy does not have any material off-balance sheet financing entities or structures. For additional information, see Note 18 to the Consolidated Financial Statements, "Variable Interest Entities."

Cash and Liquidity

The Subsidiary Registrants generally maintain minimal cash balances and use short-term borrowings to meet their working capital needs and other cash requirements. The Subsidiary Registrants, excluding Progress Energy, support their short-term borrowing needs through participation with Duke Energy and certain of its other subsidiaries in a money pool arrangement. The companies with short-term funds may provide short-term loans to affiliates participating under this arrangement. See Note 7 to the Consolidated Financial Statements, "Debt and Credit Facilities," for additional information on the money pool arrangement.

Duke Energy and the Subsidiary Registrants, excluding Progress Energy, may also use short-term debt, including commercial paper and the money pool, as a bridge to long-term debt financings. The levels of borrowing may vary significantly over the course of the year due to the timing of long-term debt financings and the impact of fluctuations in cash flows from operations. From time to time, Duke Energy's current liabilities exceed current assets resulting from the use of short-term debt as a funding source to meet scheduled maturities of long-term debt, as well as cash needs, which can fluctuate due to the seasonality of its businesses.

As of December 31, 2023, Duke Energy had approximately \$253 million of cash on hand, \$4.9 billion available under its \$9 billion Master Credit Facility. Duke Energy expects to have sufficient liquidity in the form of cash on hand, cash from operations and available credit capacity to support its funding needs. Refer to Notes 7 and 20 to the Consolidated Financial Statements, "Debt and Credit Facilities" and "Stockholders' Equity," respectively, for information regarding Duke Energy's debt and equity issuances, debt maturities and available credit facilities including the Master Credit Facility.

Credit Facilities and Registration Statements

See Note 7 to the Consolidated Financial Statements, "Debt and Credit Facilities," for further information regarding credit facilities and shelf registration statements available to Duke Energy and the Duke Energy Registrants.

Dividend Payments

In 2023, Duke Energy paid quarterly cash dividends for the 97th consecutive year and expects to continue its policy of paying regular cash dividends in the future. There is no assurance as to the amount of future dividends because they depend on future earnings, capital requirements, financial condition and are subject to the discretion of the Board of Directors.

Duke Energy targets a dividend payout ratio of between 60% and 70%, based upon adjusted EPS. Duke Energy increased the dividend by approximately 2% annually in both 2023 and 2022, and the Company remains committed to continued growth of the dividend.

Dividend and Other Funding Restrictions of Duke Energy Subsidiaries

As discussed in Note 4 to the Consolidated Financial Statements, "Regulatory Matters," Duke Energy's public utility operating companies have restrictions on the amount of funds that can be transferred to Duke Energy through dividends, advances or loans as a result of conditions imposed by various regulators in conjunction with merger transactions. Duke Energy Progress and Duke Energy Florida also have restrictions imposed by their first mortgage bond indentures and Articles of Incorporation, which in certain circumstances, limit their ability to make cash dividends or distributions on common stock. Additionally, certain other Duke Energy subsidiaries have other restrictions, such as minimum working capital and tangible net worth requirements pursuant to debt and other agreements that limit the amount of funds that can be transferred to Duke Energy. At December 31, 2023, the amount of restricted net assets of subsidiaries of Duke Energy that may not be distributed to Duke Energy in the form of a loan or dividend does not exceed a material amount of Duke Energy's net assets. Duke Energy does not have any legal or other restrictions on paying common stock dividends to shareholders out of its consolidated equity accounts. Although these restrictions cap the amount of funding the various operating subsidiaries can provide to Duke Energy, management does not believe these restrictions will have a significant impact on Duke Energy's ability to access cash to meet its payment of dividends on common stock and other future funding obligations.

Cash Flows From Operating Activities

Cash flows from operations of EU&I and GU&I are primarily driven by sales of electricity and natural gas, respectively, and costs of operations. These cash flows from operations are relatively stable and comprise a substantial portion of Duke Energy's operating cash flows. Weather conditions, working capital and commodity price fluctuations and unanticipated expenses including unplanned plant outages, storms, legal costs and related settlements can affect the timing and level of cash flows from operations.

As part of Duke Energy's continued effort to improve its cash flows from operations and liquidity, Duke Energy works with vendors to improve terms and conditions, including the extension of payment terms. To support this effort, Duke Energy has a voluntary supply chain finance program (the "program") under which suppliers, at their sole discretion, may sell their receivables from Duke Energy to the participating financial institution. The financial institution administers the program. Duke Energy does not issue any guarantees with respect to the program and does not participate in negotiations between suppliers and the financial institution. Duke Energy does not have an economic interest in the supplier's decision to participate in the program and receives no interest, fees or other benefit from the financial institution based on supplier participation in the program. Suppliers' decisions on which invoices are sold do not impact Duke Energy's payment terms, which are based on commercial terms negotiated between Duke Energy and the supplier regardless of program participation. A significant deterioration in the credit quality of Duke Energy, economic downturn or changes in the financial markets could limit the financial institutions willingness to participate in the program. Duke Energy does not believe such risk would have a material impact on our cash flows from operations or liquidity, as substantially all our payments are made outside the program.

PART II

Duke Energy believes it has sufficient liquidity resources through the commercial paper markets, and ultimately, the Master Credit Facility, to support these operations. Cash flows from operations are subject to a number of other factors, including, but not limited to, regulatory constraints, economic trends and market volatility (see Item 1A, "Risk Factors," for additional information).

Debt and Equity Issuances

Depending on availability based on the issuing entity, the credit rating of the issuing entity, and market conditions, the Subsidiary Registrants prefer to issue first mortgage bonds and secured debt, followed by unsecured debt. This preference is the result of generally higher credit ratings for first mortgage bonds and secured debt, which typically result in lower interest costs. Duke Energy Corporation primarily issues unsecured debt.

In 2024, Duke Energy anticipates issuing additional securities of \$6.9 billion through debt capital markets. In certain instances, Duke Energy may utilize instruments other than senior notes, including equity-content securities such as subordinated debt or preferred stock. Proceeds will primarily be for the purpose of funding capital expenditures and debt maturities. See to Note 7 to the Consolidated Financial Statements, "Debt and Credit Facilities," for further information regarding significant debt issuances. In addition, in order to fund incremental growth capital, Duke Energy plans to issue \$500 million of common stock equity per year through 2028 through the dividend reinvestment and ATM programs.

Duke Energy's capitalization is balanced between debt and equity as shown in the table below.

	Projected 2024	Actual 2023	Actual 2022
Equity	38%	39%	41%
Debt	62%	61%	59%

Restrictive Debt Covenants

Duke Energy's debt and credit agreements contain various financial and other covenants. Duke Energy's Master Credit Facility contains a covenant requiring the debt-to-total capitalization ratio to not exceed 65% for each borrower, excluding Piedmont, and 70% for Piedmont. Failure to meet those covenants beyond applicable grace periods could result in accelerated due dates and/or termination of the agreements or sublimits thereto. The Duke Energy Registrants were in compliance with all other covenants related to their debt agreements as of December 31, 2023. In addition, some credit agreements may allow for acceleration of payments or termination of the agreements due to

Cash Flow Information

The following table summarizes Duke Energy's cash flows for the two most recently completed fiscal years.

(in millions)	Years Ended December 31,	
	2023	2022
Cash flows provided by (used in):		
Operating activities	\$ 9,878	\$ 5,927
Investing activities	(12,475)	(11,973)
Financing activities	2,351	6,129
Net (decrease) increase in cash, cash equivalents and restricted cash	(246)	83
Cash, cash equivalents and restricted cash at beginning of period	603	520
Cash, cash equivalents and restricted cash at end of period	\$ 357	\$ 603

nonpayment, or acceleration of other significant indebtedness of the borrower or some of its subsidiaries. None of the debt or credit agreements contain material adverse change clauses.

Credit Ratings

Moody's Investors Service, Inc. and S&P provide credit ratings for various Duke Energy Registrants. The following table includes Duke Energy and certain subsidiaries' credit ratings and ratings outlook as of February 2024.

	Moody's	S&P
Duke Energy Corporation	Stable	Stable
Issuer Credit Rating	Baa2	BBB+
Senior Unsecured Debt	Baa2	BBB
Junior Subordinated Debt/Preferred Stock	Baa3	BBB-
Commercial Paper	P-2	A-2
Duke Energy Carolinas	Stable	Stable
Senior Secured Debt	Aa3	A
Senior Unsecured Debt	A2	BBB+
Progress Energy	Stable	Stable
Senior Unsecured Debt	Baa1	BBB
Duke Energy Progress	Stable	Stable
Senior Secured Debt	Aa3	A
Duke Energy Florida	Stable	Stable
Senior Secured Debt	A1	A
Senior Unsecured Debt	A3	BBB+
Duke Energy Ohio	Stable	Stable
Senior Secured Debt	A2	A
Senior Unsecured Debt	Baa1	BBB+
Duke Energy Indiana	Stable	Stable
Senior Secured Debt	Aa3	A
Senior Unsecured Debt	A2	BBB+
Duke Energy Kentucky	Negative	Stable
Senior Unsecured Debt	Baa1	BBB+
Piedmont Natural Gas	Stable	Stable
Senior Unsecured	A3	BBB+

Credit ratings are intended to provide credit lenders a framework for comparing the credit quality of securities and are not a recommendation to buy, sell or hold. The Duke Energy Registrants' credit ratings are dependent on the rating agencies' assessments of their ability to meet their debt principal and interest obligations when they come due. If, as a result of market conditions or other factors, the Duke Energy Registrants are unable to maintain current balance sheet strength, or if earnings and cash flow outlook materially deteriorates, credit ratings could be negatively impacted.

PART II

OPERATING CASH FLOWS

The following table summarizes key components of Duke Energy's operating cash flows for the two most recently completed fiscal years.

(in millions)	Years Ended December 31,		
	2023	2022	Variance
Net income	\$ 2,874	\$ 2,455	\$ 419
Non-cash adjustments to net income	7,486	7,362	124
Contributions to qualified pension plans	(100)	(58)	(42)
Payments for AROs	(632)	(584)	(48)
Working capital	(1,248)	(2,081)	833
Other assets and Other liabilities	1,498	(1,167)	2,665
Net cash provided by operating activities	\$ 9,878	\$ 5,927	\$ 3,951

The variance was driven primarily by:

- a \$2,665 million increase in cash inflows from Other assets and Other liabilities and an \$833 million decrease in cash outflows from Working capital, both of which are primarily due to the recovery of deferred fuel costs and the timing of accruals and payments in other working capital accounts; and
- a \$543 million increase in net income, after adjustment for non-cash items, primarily due to growth from riders and other retail margin, favorable rate case impacts, lower operations and maintenance expense and lower tax expense; partially offset by higher interest expense, unfavorable weather and lower volumes.

INVESTING CASH FLOWS

The following table summarizes key components of Duke Energy's investing cash flows for the two most recently completed fiscal years.

(in millions)	Years Ended December 31,		
	2023	2022	Variance
Capital, investment and acquisition expenditures, net of return of investment capital	\$ (12,622)	\$ (11,419)	\$ (1,203)
Debt and equity securities, net	63	90	(27)
Proceeds from the sales of Commercial Renewables Disposal Groups and other assets, net of cash divested	883	83	800
Other investing items	(799)	(727)	(72)
Net cash used in investing activities	\$ (12,475)	\$ (11,973)	\$ (502)

The variance relates primarily to an increase in capital expenditures due to higher investments in EU&I, partially offset by the net proceeds received from the sales of Commercial Renewable Disposal Groups and other assets. The primary use of cash related to investing activities is typically capital, investment and acquisition expenditures, net of return of investment capital, detailed by reportable business segment in the following table.

(in millions)	Years Ended December 31,		
	2023	2022	Variance
Electric Utilities and Infrastructure	\$ 10,135	\$ 8,985	\$ 1,150
Gas Utilities and Infrastructure	1,492	1,295	197
Other	995	1,139	(144)
Total capital, investment and acquisition expenditures, net of return of investment capital	\$ 12,622	\$ 11,419	\$ 1,203

FINANCING CASH FLOWS

The following table summarizes key components of Duke Energy's financing cash flows for the two most recently completed fiscal years.

(in millions)	Years Ended December 31,		
	2023	2022	Variance
Issuances of long-term debt, net	\$ 5,291	\$ 7,478	\$ (2,187)
Notes payable and commercial paper	142	574	(432)
Dividends paid	(3,244)	(3,179)	(65)
Contributions from noncontrolling interests	278	1,377	(1,099)
Other financing items	(116)	(121)	5
Net cash provided by financing activities	\$ 2,351	\$ 6,129	\$ (3,778)

The variance was driven primarily by:

- a \$2,187 million decrease in proceeds from net issuances of long-term debt, primarily due to timing of issuances and redemptions of long-term debt;
- a \$1,099 million decrease in contributions from noncontrolling interests, primarily due to a \$1.03 billion receipt from an affiliate of GIC in 2022 related to an additional indirect minority interest investment in Duke Energy Indiana; and
- a \$432 million decrease in net borrowings of notes payable and commercial paper.

QUANTITATIVE AND QUALITATIVE DISCLOSURES ABOUT MARKET RISK

Risk Management Policies

The Enterprise Risk Management policy framework at Duke Energy includes strategic, operational, project execution and financial or transaction related risks. Enterprise Risk Management includes market risk as part of the financial and transaction related risks in its framework.

Duke Energy is exposed to market risks associated with commodity prices, interest rates and equity prices. Duke Energy has established comprehensive risk management policies to monitor and manage these market risks. Duke Energy's Chief Executive Officer and Chief Financial Officer are responsible for the overall approval of market risk management policies and the delegation of approval and authorization levels. The Finance and Risk Management Committee of the Board of Directors receives periodic updates from the Chief Risk Officer and other members of management on market risk positions, corporate exposures and overall risk management activities. The Chief Risk Officer is responsible for the overall governance of managing commodity price risk, including monitoring exposure limits.

The following disclosures about market risk contain forward-looking statements that involve estimates, projections, goals, forecasts, assumptions, risks and uncertainties that could cause actual results or outcomes to differ materially from those expressed in the forward-looking statements. See Item 1A, "Risk Factors," and "Cautionary Statement Regarding Forward-Looking Information" for a discussion of the factors that may impact any such forward-looking statements made herein.

Commodity Price Risk

Price risk represents the potential risk of loss from adverse changes in the market price of electricity or other energy commodities. Duke Energy's exposure to commodity price risk is influenced by a number of factors, including the effects of regulation, commodity contract size and length, market liquidity, market conditions, location and unique or specific contract terms. Duke Energy is exposed to the impact of market fluctuations in the prices of electricity, coal, natural gas and other energy-related products marketed and purchased as a result of its ownership of energy-related assets.

Duke Energy's exposure to these fluctuations through its regulated utility operations is limited since these operations are subject to cost-based regulation and are typically allowed to recover substantially all of these costs through various cost recovery clauses, including fuel clauses, formula-based contracts, or other cost-sharing mechanisms. While there may be a delay in timing between when these costs are incurred and when they are recovered through rates, changes from year to year generally do not have a material impact on operating results of these regulated operations.

Duke Energy employs established policies and procedures to manage risks associated with these market fluctuations, which may include using various commodity derivatives, such as swaps, futures, forwards and options. For additional information, see Note 15 to the Consolidated Financial Statements, "Derivatives and Hedging."

Generation Portfolio Risks

For the EU&I segment, the generation portfolio not utilized to serve retail operations or committed load is subject to commodity price fluctuations. However, the impact on the Consolidated Statements of Operations is limited due to mechanisms in these regulated jurisdictions that result in the sharing of most of the net profits from these activities with retail customers.

Hedging Strategies

Duke Energy monitors risks associated with commodity price changes on its future operations and, where appropriate, uses various commodity instruments such as electricity, coal and natural gas hedging contracts and

options to mitigate the effect of such fluctuations on operations. Duke Energy's primary use of energy commodity derivatives is to hedge against exposure to the prices of power, fuel for generation and natural gas for customers.

Duke Energy also manages its exposure to basis risk through the use of congestion hedge products in RTOs such as financial transmission rights (PJM and MISO), which result in payments based on differentials in locational marginal prices. The majority of instruments used to manage Duke Energy's commodity price exposure are either not designated as hedges or do not qualify for hedge accounting. These instruments are referred to as undesignated contracts. Mark-to-market changes for undesignated contracts entered into by regulated businesses are reflected as regulatory assets or liabilities on the Consolidated Balance Sheets.

Duke Energy may also enter into other contracts that qualify for the NPNS exception. When a contract meets the criteria to qualify as NPNS, Duke Energy applies such exception. Income recognition and realization related to NPNS contracts generally coincide with the physical delivery of the commodity. For contracts qualifying for the NPNS exception, no recognition of the contract's fair value in the Consolidated Financial Statements is required until settlement of the contract as long as the transaction remains probable of occurring.

Interest Rate Risk

Duke Energy is exposed to risk resulting from changes in interest rates as a result of its issuance or anticipated issuance of variable and fixed-rate debt and commercial paper. Duke Energy manages interest rate exposure by limiting variable-rate exposures to a percentage of total debt and by monitoring the effects of market changes in interest rates. Duke Energy also enters into financial derivative instruments, which may include instruments such as, but not limited to, interest rate swaps, swaptions and U.S. Treasury lock agreements to manage and mitigate interest rate risk exposure. See Notes 1, 7, 15 and 17 to the Consolidated Financial Statements, "Summary of Significant Accounting Policies," "Debt and Credit Facilities," "Derivatives and Hedging," and "Fair Value Measurements."

Duke Energy had \$8.0 billion of unhedged long- and short-term floating interest rate exposure at December 31, 2023. The impact of a 100-basis point change in interest rates on pretax income is approximately \$80 million at December 31, 2023. This amount was estimated by considering the impact of the hypothetical interest rates on variable-rate securities outstanding, adjusted for interest rate hedges as of December 31, 2023.

Foreign Currency Exchange Risk

Duke Energy is exposed to risk resulting from changes in the foreign currency exchange rates as a result of its issuances of long-term debt denominated in a foreign currency. Duke Energy manages foreign currency exchange risk exposure by entering into cross-currency swaps, a type of financial derivative instrument, which mitigate foreign currency exchange exposure. See Notes 7, 15 and 17 to the Consolidated Financial Statements, "Debt and Credit Facilities," "Derivatives and Hedging" and "Fair Value Measurements," respectively.

Credit Risk

Credit risk represents the loss that the Duke Energy Registrants would incur if a counterparty fails to perform under its contractual obligations. Where exposed to credit risk, the Duke Energy Registrants analyze the counterparty's financial condition prior to entering into an agreement and monitor exposure on an ongoing basis. The Duke Energy Registrants establish credit limits where appropriate in the context of contractual arrangements and monitor such limits.

To reduce credit exposure, the Duke Energy Registrants seek to include netting provisions with counterparties, which permit the offset of receivables and payables with such counterparties. The Duke Energy Registrants also

frequently use master agreements with credit support annexes to further mitigate certain credit exposures. The master agreements provide for a counterparty to post cash or letters of credit to the exposed party for exposure in excess of an established threshold. The threshold amount represents a negotiated unsecured credit limit for each party to the agreement, determined in accordance with the Duke Energy Registrants' internal corporate credit practices and standards. Collateral agreements generally also provide that the failure to post collateral when required is sufficient cause to terminate transactions and liquidate all positions.

The Duke Energy Registrants also obtain cash, letters of credit, or surety bonds from certain counterparties to provide credit support outside of collateral agreements, where appropriate, based on a financial analysis of the counterparty and the regulatory or contractual terms and conditions applicable to each transaction. See Note 15 to the Consolidated Financial Statements, "Derivatives and Hedging," for additional information regarding credit risk related to derivative instruments.

The Duke Energy Registrants' principal counterparties for its electric and natural gas businesses are RTOs, distribution companies, municipalities, electric cooperatives and utilities located throughout the U.S. Exposure to these entities consists primarily of amounts due to Duke Energy Registrants for delivered electricity. Additionally, there may be potential risks associated with remarketing of energy and capacity in the event of default by wholesale power customers. The Duke Energy Registrants have concentrations of receivables from certain of such entities that may affect the Duke Energy Registrants' credit risk.

The Duke Energy Registrants are also subject to credit risk from transactions with their suppliers that involve prepayments or milestone payments in conjunction with outsourcing arrangements, major construction projects and certain commodity purchases. The Duke Energy Registrants' credit exposure to such suppliers may take the form of increased costs or project delays in the event of nonperformance. The Duke Energy Registrants' frequently require guarantees or letters of credit from suppliers to mitigate this credit risk.

Credit risk associated with the Duke Energy Registrants' service to residential, commercial and industrial customers is generally limited to outstanding accounts receivable. The Duke Energy Registrants mitigate this credit risk by requiring tariff customers to provide a cash deposit, letter of credit or surety bond until a satisfactory payment history is established, subject to the rules and regulations in effect in each retail jurisdiction at which time the deposit is typically refunded. Charge-offs for retail customers have historically been insignificant to the operations of the Duke Energy Registrants and are typically recovered through retail rates. Management continually monitors customer charge-offs, payment patterns and the impact of current economic conditions on customers' ability to pay their outstanding balance to ensure the adequacy of bad debt reserves.

In response to the COVID-19 pandemic that began in March 2020, the Duke Energy Registrants announced a suspension of disconnections for nonpayment to assist customers during the national emergency. While disconnections have resumed, the Company continued to offer flexible options to customers struggling with the pandemic and the economic fallout, including extended payment arrangements to satisfy delinquent balances through June 2021. Since then, the Company has resumed standard payment arrangement options. As a result, the Duke Energy Registrants experienced higher charge-offs during 2023, but lower utility account balances in arrears as of December 31, 2023. There is an expectation for the higher levels of charge-offs to continue. The Duke Energy Registrants have reserved for these estimated losses in the allowance for doubtful account balance. See Notes 4 and 19 to the Consolidated Financial Statements, "Regulatory Matters" and "Revenue," respectively, for more information. Duke Energy Ohio and Duke Energy Indiana sell certain of their accounts receivable and related collections through CRC, a Duke Energy consolidated VIE. Losses on collection are first absorbed by the equity of CRC and next by the subordinated retained interests held by Duke Energy Ohio, Duke Energy Kentucky and Duke Energy Indiana. See Note 18 to the Consolidated Financial Statements, "Variable Interest Entities."

The Duke Energy Registrants provide certain non-tariff services, primarily to large commercial and industrial customers in which incurred costs, including invested capital, are intended to be recovered from the individual customer and therefore are not subject to rate recovery in the event of customer default. Customer creditworthiness is assessed prior to entering into these transactions. Credit concentration related to these transactions exists for certain of these customers.

Duke Energy Carolinas has third-party insurance to cover certain losses related to asbestos-related injuries and damages above an aggregate self-insured retention. See Note 5 to the Consolidated Financial Statements, "Commitments and Contingencies" for information on asbestos-related injuries and damages claims.

The Duke Energy Registrants also have credit risk exposure through issuance of performance and financial guarantees, letters of credit and surety bonds on behalf of less than wholly owned entities and third parties. Where the Duke Energy Registrants have issued these guarantees, it is possible that they could be required to perform under these guarantee obligations in the event the obligor under the guarantee fails to perform. Where the Duke Energy Registrants have issued guarantees related to assets or operations that have been disposed of via sale, they attempt to secure indemnification from the buyer against all future performance obligations under the guarantees. See Note 8 to the Consolidated Financial Statements, "Guarantees and Indemnifications," for further information on guarantees issued by the Duke Energy Registrants.

Duke Energy is subject to credit risk from transactions with counterparties to cross-currency swaps related to future interest and principal payments. The credit exposure to such counterparties may take the form of higher costs to meet Duke Energy's future euro-denominated interest and principal payments in the event of counterparty default. Duke Energy selects highly rated banks as counterparties and allocates the hedge for each debt issuance across multiple counterparties. The master agreements with the counterparties impose collateral requirements on the parties in certain circumstances indicative of material deterioration in a party's creditworthiness.

Based on the Duke Energy Registrants' policies for managing credit risk, their exposures and their credit and other reserves, the Duke Energy Registrants do not currently anticipate a materially adverse effect on their consolidated financial position or results of operations as a result of nonperformance by any counterparty.

Marketable Securities Price Risk

As described further in Note 16 to the Consolidated Financial Statements, "Investments in Debt and Equity Securities," Duke Energy invests in debt and equity securities as part of various investment portfolios to fund certain obligations. The vast majority of investments in equity securities are within the NDTF and assets of the various pension and other post-retirement benefit plans.

Pension Plan Assets

Duke Energy maintains investments to facilitate funding the costs of providing non-contributory defined benefit retirement and other post-retirement benefit plans. These investments are exposed to price fluctuations in equity markets and changes in interest rates. The equity securities held in these pension plans are diversified to achieve broad market participation and reduce the impact of any single investment, sector or geographic region. Duke Energy has established asset allocation targets for its pension plan holdings, which take into consideration the investment objectives and the risk profile with respect to the trust in which the assets are held. See Note 23 to the Consolidated Financial Statements, "Employee Benefit Plans," for additional information regarding investment strategy of pension plan assets.

A significant decline in the value of plan asset holdings could require Duke Energy to increase funding of its pension plans in future periods, which could adversely affect cash flows in those periods. Additionally, a decline in the fair value of plan assets, absent additional cash contributions to the plan, could increase the amount of pension cost required to be recorded in future periods, which could adversely affect Duke Energy's results of operations in those periods.

Nuclear Decommissioning Trust Funds

As required by the NRC, NCUC, PSCSC and FPSC, subsidiaries of Duke Energy maintain trust funds to fund the costs of nuclear decommissioning. As of December 31, 2023, these funds were invested primarily in domestic and international equity securities, debt securities, cash and cash equivalents and short-term investments. Per the NRC, Internal Revenue Code, NCUC, PSCSC and FPSC requirements, these funds may be used only for activities related to nuclear decommissioning. These investments are exposed to price fluctuations in equity markets and changes in interest rates. Duke Energy actively monitors its portfolios by benchmarking the performance of its investments against certain indices and by maintaining, and periodically reviewing, target allocation percentages for various asset classes.

OTHER MATTERS

Environmental Regulations

The Duke Energy Registrants are subject to federal, state and local regulations regarding air and water quality, hazardous and solid waste disposal, coal ash and other environmental matters. These regulations can be changed from time to time and result in new obligations of the Duke Energy Registrants.

The following sections outline various proposed and recently enacted legislation and regulations that may impact the Duke Energy Registrants. Refer to Note 4 to the Consolidated Financial Statements, "Regulatory Matters," for further information regarding potential plant retirements and regulatory filings related to the Duke Energy Registrants.

Greenhouse Gas Standards and Guidelines

On May 23, 2023, the EPA published in the Federal Register proposed new source performance standards under Clean Air Act (CAA) section 111(b) that would establish standards of performance for emissions of greenhouse gases (expressed as carbon dioxide (CO₂)) for newly constructed, modified, and reconstructed fossil fuel-fired electric utility steam generating units and fossil fuel-fired stationary combustion turbines. On that same day, in a separate rulemaking under CAA section 111(d), the EPA published proposed emission guidelines for states to use in developing plans to limit CO₂ emissions from existing fossil fuel-fired electric generating units and certain large existing stationary combustion turbines. Duke Energy is reviewing the proposed rules and analyzing the potential impacts they could have on the Company, which could be material. A final rule is anticipated in the second quarter of 2024.

Coal Combustion Residuals

In April 2015, EPA published a rule to regulate the disposal of CCR from electric utilities as solid waste. The federal regulation classifies CCR as nonhazardous waste and allows for beneficial use of CCR with some restrictions. The regulation applies to all new and existing landfills, new and existing surface impoundments receiving CCR and existing surface impoundments located at stations generating electricity (regardless of fuel source), which were no longer receiving CCR but contained liquids as of the effective date of the rule. The rule establishes requirements regarding landfill design, structural integrity design and assessment criteria for surface impoundments, groundwater monitoring, protection and remedial procedures and other operational and reporting procedures to ensure the safe disposal and management of CCR.

On May 18, 2023, the EPA published in the Federal Register a proposed rule under the Resource Conservation and Recovery Act, which would establish regulatory requirements for inactive surface impoundments at inactive generating facilities (Legacy CCR Surface Impoundments) and establish groundwater monitoring, corrective action, closure and post-closure care requirements for all CCR management units at facilities otherwise subject to the CCR rule. Duke Energy is reviewing the proposed rule and analyzing the potential

Accounting for nuclear decommissioning recognizes that costs are recovered through retail and wholesale rates; therefore, fluctuations in investment prices do not materially affect the Consolidated Statements of Operations, as changes in the fair value of these investments are primarily deferred as regulatory assets or regulatory liabilities pursuant to Orders by the NCUC, PSCSC, FPSC and FERC. Earnings or losses of the funds will ultimately impact the amount of costs recovered through retail and wholesale rates. See Note 10 to the Consolidated Financial Statements, "Asset Retirement Obligations," for additional information regarding nuclear decommissioning costs. See Note 16 to the Consolidated Financial Statements, "Investments in Debt and Equity Securities," for additional information regarding NDTF assets.

impacts it could have on the Company, which could be material. A final rule is anticipated in the second quarter of 2024.

In addition to the requirements of the federal CCR rule, CCR landfills and surface impoundments will continue to be regulated by the states. Cost recovery for future expenditures will be pursued through the normal ratemaking process with federal and state utility commissions and via wholesale contracts, which permit recovery of necessary and prudently incurred costs associated with Duke Energy's regulated operations. For more information, see Notes 4 and 10 to the Consolidated Financial Statements, "Regulatory Matters" and "Asset Retirement Obligations," respectively.

Coal Ash Act

AROs recorded on the Duke Energy Carolinas and Duke Energy Progress Consolidated Balance Sheets at December 31, 2023, and December 31, 2022, include the legal obligation for closure of coal ash basins and the disposal of related ash as a result of the Coal Ash Act, the EPA CCR rule and other agreements. The Coal Ash Act includes a variance procedure for compliance deadlines and other issues surrounding the management of CCR and CCR surface impoundments and prohibits cost recovery in customer rates for unlawful discharge of ash impoundment waters occurring after January 1, 2014. The Coal Ash Act leaves the decision on cost recovery determinations related to closure of ash impoundments to the normal ratemaking processes before utility regulatory commissions.

Consistent with the requirements of the Coal Ash Act, Duke Energy previously submitted comprehensive site assessments and groundwater corrective action plans to NCDEQ. On December 31, 2019, Duke Energy submitted updated groundwater corrective action plans for six sites in North Carolina and site-specific coal ash impoundment closure plans for all 14 North Carolina sites to NCDEQ. In addition, from 2020 through 2023, Duke Energy submitted updated comprehensive site assessments and groundwater corrective action plans for the remaining North Carolina sites.

On April 1, 2019, NCDEQ issued a closure determination requiring Duke Energy Carolinas and Duke Energy Progress to excavate all remaining coal ash impoundments at the Allen, Belews Creek, J.E. Rogers, Marshall, Mayo and Roxboro facilities in North Carolina. On April 26, 2019, Duke Energy Carolinas and Duke Energy Progress filed Petitions for Contested Case Hearings in the Office of Administrative Hearings to challenge NCDEQ's April 1 Order. On December 31, 2019, Duke Energy Carolinas and Duke Energy Progress entered into a settlement agreement with NCDEQ and certain community groups under which Duke Energy Carolinas and Duke Energy Progress agreed to excavate six of the nine remaining coal ash basins at these sites with ash moved to on-site lined landfills, including two at Allen, one at Mayo, one at Roxboro, and two at Rogers. At the three remaining basins at Belews Creek, Marshall and Roxboro, uncapped basin ash will be excavated and moved to lined landfills. Those portions of the basins at Belews Creek, Marshall and Roxboro, which were previously filled with ash and on which permitted facilities were constructed, will not be disturbed and will be closed pursuant to other state regulations.

The estimated total cost to permanently close all coal ash basins in North Carolina and South Carolina is estimated to be approximately \$7 billion to \$8 billion of which approximately \$4 billion has been spent through 2023. The majority of the remaining spend is primarily expected to occur over the next 10 years. Duke Energy has completed excavation of all coal ash at the Riverbend, Dan River, Asheville and Sutton plants.

For further information on coal ash basins and recovery, see Notes 4 and 10 to the Consolidated Financial Statements, “Regulatory Matters” and “Asset Retirement Obligations,” respectively.

North Carolina House Bill 951

On October 13, 2021, HB 951 was signed into law, establishing a framework overseen by the NCUC to advance state CO₂ emission reductions from electric generating facilities in the state through the use of least cost planning while providing for continued reliability and affordable rates for customers served by such generation. It also authorized the use of PBR in North Carolina. Among other things, HB 951 required the NCUC to:

- develop a carbon plan that would target a 70% interim reduction in CO₂ emissions from public utilities’ electric generation in the state on the least cost path to carbon neutrality by 2050, considering all resource options and the latest technology;
- adopt rules to implement the requirements of the Legislation authorizing PBR that includes MYRP with a maximum three-year term, performance incentive mechanisms to track utility performance, and revenue decoupling for the residential customer class;
- establish rules to securitize costs associated with the early retirement of subcritical coal-fired electric generating facilities necessary to achieve the authorized carbon reduction goals at 50% of remaining net book value, with the remaining net book value recovered through normal cost-of-service basis; and
- initiate a process for updating rates and terms of certain existing solar PPAs executed under PURPA.

In October 2022 and January 2023, Duke Energy Progress and Duke Energy Carolinas, respectively, filed applications with the NCUC, which proposed implementation of HB 951’s provisions around PBR, including MYRP, residential decoupling and performance incentive mechanisms. Additionally, on December 30, 2022, the NCUC issued an order adopting the first Carbon Plan as directed by the Legislation with the Carbon Plan to be updated every two years thereafter. With this order, the NCUC recognized the value of an “all of the above” approach to achieving CO₂ emission reductions and established a set of near-term procurement and development activities needed to continue progress towards the targeted CO₂ reductions, along with the schedule for the future biennial updates to the Carbon Plan. The NCUC approved a near-term action plan including stakeholder engagement activities for onshore wind generation and certain procurement and development activities to strengthen the grid, improve resilience for customers and interconnect new generation and storage (in all cases, subject to any further applicable regulatory processes). The NCUC also approved early development activities for long lead-time resources, affirmed the ownership structure required in HB 951, and provided an orderly transition out of coal generation by 2035.

In August 2023 and December 2023, the NCUC issued orders approving Duke Energy Progress’ and Duke Energy Carolinas’ PBR Applications, respectively, as modified by the partial settlements and the orders. See Note 4, “Regulatory Matters” to the Consolidated Financial Statements for more information.

Other Environmental Regulations

The Duke Energy Registrants are also subject to various federal, state and local laws regarding air and water quality, hazardous and solid waste disposal and other environmental matters. Duke Energy continues to comply with enacted

environmental statutes and regulations even as certain of these regulations are in various stages of clarification, revision or legal challenge. The Duke Energy Registrants cannot predict the outcome of these matters.

Global Climate Change and Regulation of GHG Emissions

In 2021, President Biden recommitted the United States to the Paris Agreement and announced a new target for the United States of 50% to 52% reduction in economywide net GHG emissions from 2005 levels by 2030. The U.S. submittal to support this Paris target includes a goal for 100% carbon-free electricity by 2035. These actions have been supplemented by a number of executive orders by President Biden and a number of proposed and final rules from federal regulatory agencies, including the EPA, that would impose additional regulations on CO₂ and methane emissions to which Duke Energy will be subject. The Duke Energy Registrants are monitoring these matters and cannot predict the outcome, however, there could be a material impact on our clean energy transition.

EU&I CO₂ Emissions Reductions

The Duke Energy Registrants’ direct GHG emissions consist primarily of CO₂ that results primarily from operating a fleet of coal-fired and natural gas-fired power plants to serve its customers reliably and affordably. In 2019, Duke Energy announced an updated climate strategy with new goals of at least a 50% reduction in carbon emissions from 2005 levels from electric generation by 2030 and net-zero carbon emissions from electric generation by 2050. In February 2022, we added Scope 2 and certain Scope 3 emissions, including emissions from upstream purchased power and fossil fuel purchases, as well as downstream customer use of natural gas, to our 2050 net-zero goal. In October 2022, we announced an additional interim target to reduce carbon emissions from electric generation by 80% from 2005 levels by 2040. Duke Energy also adopted an interim goal of reducing Scope 2 and Scope 3 emissions mentioned above by 50% below 2021 levels by 2035.

The Duke Energy Registrants have taken actions that have resulted in a reduction of CO₂ emissions over time. Between 2005 and 2023, the Duke Energy Registrants have collectively lowered the CO₂ emissions from their electricity generation by 48%. Timelines and initiatives, as well as implementation of new technologies, for future reductions of GHG emissions will vary in each state in which the Company operates and will involve collaboration with regulators, customers and other stakeholders. The goals announced in 2019, and updated in 2022, as well as the actions taken to reduce CO₂ emissions, potentially lower the exposure to any future mandatory CO₂ emission reduction requirements, whether as a result of federal legislation, EPA regulation, state regulation or other as yet unknown emission reduction requirement.

Actions to reduce CO₂ emissions have included the retirement of 56 coal-fired electric generating units with a combined generating capacity of 7,500 MW, while investing in renewables and state-of-the-art highly efficient natural gas-fired generation that produces far fewer CO₂ emissions per unit of electricity generated than coal. Duke Energy also has made investments to increase EE offerings and ensure continued operations of its zero-CO₂ emissions hydropower and nuclear plants. These efforts have diversified its system and significantly reduced CO₂ emissions.

Duke Energy will continue to explore the use of currently available and commercially demonstrated technology to reduce CO₂ emissions, including EE, wind, solar and storage, as well as evolving technologies like carbon capture, utilization and storage, the use of hydrogen and other low-carbon fuels, long-duration energy storage and advanced nuclear, in its efforts to achieve its net-zero goal as well as to comply with any future regulations. Duke Energy plans to adjust to and incorporate evolving and innovative technologies in a way that balances the reliability and affordability of energy while meeting regulatory requirements and customer demands. Under any future scenario involving mandatory CO₂ limitations, the Duke Energy Registrants would plan to seek recovery of their compliance costs through appropriate regulatory mechanisms. Future levels of GHG emissions by the Duke Energy Registrants will be influenced by variables that include customer growth and capacity needs

PART II

in the jurisdictions in which they operate, public policy, tax incentives, economic conditions that affect electricity demand, fuel prices, market prices, availability of resources and labor, compliance with new or existing regulations, the ability to make enhancements to transmission and distribution systems to support increased renewables, and the existence of new technologies that can be deployed to generate the electricity necessary to meet customer demand.

Currently, the Duke Energy Registrants do not purchase carbon credits or offsets for use in connection with the Company's net-zero CO₂ emissions goals. Though they may purchase carbon credits or offsets for such uses in the future, the amount or cost of which is not expected to be material at this time.

Generation Mix Planning Process

The Duke Energy Registrants annually, biennially or triennially prepare lengthy, forward-looking IRPs. These detailed, highly technical plans are based on the Company's thorough analysis of numerous factors that can impact the cost of producing and delivering electricity that influence long-term generation resource planning decisions. The IRP process helps to evaluate a range of options, taking into account stakeholder input as well as forecasts of future electricity demand, fuel prices, transmission improvements, new generating capacity, integration of renewables, energy storage, EE and demand response initiatives. The IRP process also helps evaluate potential environmental and regulatory scenarios to better mitigate policy and economic risks. The IRPs we file with regulators look out 10 to 20 years depending on the jurisdiction.

For a number of years, the Duke Energy Registrants have included a price on CO₂ emissions in their IRP planning process to account for the potential regulation of CO₂ emissions. Incorporating a price on CO₂ emissions in the IRPs allows for the evaluation of existing and future resource needs against potential climate change policy risk in the absence of policy certainty. One of the challenges with using a CO₂ price, especially in the absence of a clear and certain policy, is determining the appropriate price to use. To address this uncertainty and ensure the Company remains agile, the Duke Energy Registrants typically use a range of potential CO₂ prices to reflect a range of potential policy outcomes.

In September 2020, Duke Energy Carolinas and Duke Energy Progress filed their IRPs in North Carolina and South Carolina, and, in December 2021, Duke Energy Indiana filed its IRP, outlining an accelerated energy transition, which aligns with the Company's 2030 CO₂ emissions goal. In December 2021, the PSCSC rejected Duke Energy Carolinas and Duke Energy Progress' preferred accelerated coal retirements IRP scenario and instead found that the base case without a price on CO₂ emissions was the most reasonable IRP scenario.

In 2021, the state of North Carolina passed HB 951, which among other things, directed the NCUC to develop and approve a carbon reduction plan by the end of 2022 that would target a 70% reduction in CO₂ emissions from Duke Energy Progress' and Duke Energy Carolinas' electric generation in the state by 2030 and carbon neutrality by 2050, considering all resource options and the latest technology. In light of this legislation, in November 2021, the NCUC declined to make a determination on the portfolios presented in the 2020 IRP noting that the legislation may impact the schedule for coal plant retirements and new resources and limited its order to short-term actions for use on an interim basis pending preparation of the carbon plan. The NCUC approved its initial carbon reduction plan in December 2022, which considered feedback from extensive stakeholder engagement and was informed by Duke Energy's initial proposed carbon plan, filed with the NCUC on May 16, 2022, and built on the IRPs that were filed in 2020 by Duke Energy Carolinas and Duke Energy Progress.

In August 2023, Duke Energy Carolinas and Duke Energy Progress filed their 2023 systemwide Carolinas Resource Plan (the Plan) with the NCUC and PSCSC. The Plan provided a range of generation options, including three core portfolios, reflecting an "all of the above" approach to powering the energy needs of our growing region. In the Plan, Duke Energy Carolinas and Duke Energy Progress recommended Portfolio 3 as the most prudent path forward to comply

with applicable state laws, providing a reliable and orderly energy transition that was proposed as the most reasonable and lowest-cost plan for the Carolinas. Portfolio 3 proposes a diverse and reliable set of generation and energy storage solutions and shrinks the challenges of growth and the transition from coal by expanding industry-leading EE and demand response options, laying out a path to reliably exit coal by 2035. Portfolio 3 also makes the most of existing system resources by extending the lives of Duke Energy's nuclear plants and extending the license and doubling the peak hourly capacity of the Bad Creek pumped-hydro storage facility. Near-term actions consistent with Portfolio 3 were also proposed that will be executed between now and 2026 to advance the orderly energy transition. In November 2023, Duke Energy Carolinas and Duke Energy Progress provided notice to the NCUC and PSCSC of a substantially increased load forecast resulting from increased economic development in the Carolinas occurring since the system-wide Plan was prepared. The companies filed supplemental modeling and analysis with the NCUC and PSCSC in January 2024, demonstrating the need for additional resources beyond the initial set of resources identified by the companies in their initial plan. The NCUC has scheduled an evidentiary hearing for July 2024, with an order expected by the end of 2024. The PSCSC will hold its hearing in September 2024 with a decision expected in late November 2024.

GU&I CO₂ and Methane Emissions Reductions

In addition to CO₂ emissions resulting primarily from our operations of coal-fired and natural gas-fired power plants, the Duke Energy Registrants are also responsible for certain methane emissions from the distribution of natural gas to customers. In October 2020, Duke Energy announced a new goal to achieve net-zero methane emissions from its natural gas distribution business by 2030. The Duke Energy Registrants have taken actions that have resulted in methane emission reductions, including the replacement of cast iron and bare steel pipelines and associated services with plastic or coated steel, advanced methane leak detection efforts, reducing time to repair nonhazardous leaks and operational releases of methane, and investment in renewable natural gas.

Timelines and initiatives, as well as implementation of new technologies, for future reductions of upstream methane emissions will vary in each state in which the Company's natural gas distribution business operates and will involve collaboration with regulators, customers and other stakeholders. EPA has also proposed regulations that would require reduction of methane emissions upstream of the Duke Energy Registrants' natural gas distribution business. The impact of these regulations on natural gas fuel prices is not currently quantifiable.

In addition to possible EPA regulation of methane emissions, certain local governments, none within the jurisdictions in which the Duke Energy Registrants operate, have enacted or are considering initiatives to eliminate natural gas use in new buildings and focus on electrification. Enactment of similar regulations in the areas in which the Duke Energy Registrants' natural gas distribution operates could have a significant impact on the natural gas distribution business and its operations. At this time, such impacts are not able to be quantified; however, the net-zero methane goals announced in 2020 for the natural gas distribution business, as well as the actions taken to reduce these GHG emissions, potentially lowers the exposure to any future mandatory GHG emission reduction requirements. The Duke Energy Registrants would plan to seek recovery of their compliance costs with any new regulations through the regulatory process.

Physical Impacts of Climate Change

The Duke Energy Registrants recognize that scientists associate severe weather events with increasing levels of GHGs in the atmosphere. It is possible that these weather events could have a material impact on future results of operations should they occur more frequently and with greater severity. However, the uncertain nature of potential changes in extreme weather events

PART II

(such as increased frequency, duration and severity), the long period of time over which any potential changes might take place and the inability to predict potential changes with any degree of accuracy, make estimating with any certainty any potential future financial risk to the Duke Energy Registrants' operations difficult. Additionally, the Duke Energy Registrants would plan to continue to seek recovery of storm costs through the appropriate regulatory mechanisms. For more information on storm securitization and storm cost recovery, see Note 4 to the Consolidated Financial Statements, "Regulatory Matters."

The Duke Energy Registrants routinely take steps to reduce the potential impact of severe weather events on their electric transmission and distribution systems and natural gas facilities. The steps include modernizing the electric grid through smart meters, storm hardening, self-healing systems and

targeted undergrounding and applying lessons learned from previous storms to restoration efforts. The Duke Energy Registrants' electric generating facilities and natural gas facilities are designed to withstand extreme weather events without significant damage. The Duke Energy Registrants maintain inventories of coal, oil and liquified natural gas to mitigate the effects of any potential short-term disruption in fuel supply so they can continue to provide customers with an uninterrupted supply of electricity and/or natural gas.

New Accounting Standards

See Note 1 to the Consolidated Financial Statements, "Summary of Significant Accounting Policies," for a discussion of the impact of new accounting standards.

ITEM 7A. QUANTITATIVE AND QUALITATIVE DISCLOSURES ABOUT MARKET RISK

See "Management's Discussion and Analysis of Results of Operations and Financial Condition – Quantitative and Qualitative Disclosures About Market Risk."

ITEM 8. FINANCIAL STATEMENTS AND SUPPLEMENTARY DATA

Duke Energy

REPORT OF INDEPENDENT REGISTERED PUBLIC ACCOUNTING FIRM	57
CONSOLIDATED STATEMENTS OF OPERATIONS	60
CONSOLIDATED STATEMENTS OF COMPREHENSIVE INCOME	61
CONSOLIDATED BALANCE SHEETS	62
CONSOLIDATED STATEMENTS OF CASH FLOWS	63
CONSOLIDATED STATEMENTS OF CHANGES IN EQUITY	64

Duke Energy Carolinas

REPORT OF INDEPENDENT REGISTERED PUBLIC ACCOUNTING FIRM	65
CONSOLIDATED STATEMENTS OF OPERATIONS AND COMPREHENSIVE INCOME	67
CONSOLIDATED BALANCE SHEETS	68
CONSOLIDATED STATEMENTS OF CASH FLOWS	69
CONSOLIDATED STATEMENTS OF CHANGES IN EQUITY	70

Progress Energy

REPORT OF INDEPENDENT REGISTERED PUBLIC ACCOUNTING FIRM	71
CONSOLIDATED STATEMENTS OF OPERATIONS AND COMPREHENSIVE INCOME	73
CONSOLIDATED BALANCE SHEETS	74
CONSOLIDATED STATEMENTS OF CASH FLOWS	75
CONSOLIDATED STATEMENTS OF CHANGES IN EQUITY	76

Duke Energy Progress

REPORT OF INDEPENDENT REGISTERED PUBLIC ACCOUNTING FIRM	77
CONSOLIDATED STATEMENTS OF OPERATIONS AND COMPREHENSIVE INCOME	79
CONSOLIDATED BALANCE SHEETS	80
CONSOLIDATED STATEMENTS OF CASH FLOWS	81
CONSOLIDATED STATEMENTS OF CHANGES IN EQUITY	82

Duke Energy Florida

REPORT OF INDEPENDENT REGISTERED PUBLIC ACCOUNTING FIRM	83
CONSOLIDATED STATEMENTS OF OPERATIONS AND COMPREHENSIVE INCOME	85
CONSOLIDATED BALANCE SHEETS	86
CONSOLIDATED STATEMENTS OF CASH FLOWS	87
CONSOLIDATED STATEMENTS OF CHANGES IN EQUITY	88

Duke Energy Ohio

REPORT OF INDEPENDENT REGISTERED PUBLIC ACCOUNTING FIRM	89
CONSOLIDATED STATEMENTS OF OPERATIONS AND COMPREHENSIVE INCOME	91
CONSOLIDATED BALANCE SHEETS	92
CONSOLIDATED STATEMENTS OF CASH FLOWS	93
CONSOLIDATED STATEMENTS OF CHANGES IN EQUITY	94

Duke Energy Indiana

REPORT OF INDEPENDENT REGISTERED PUBLIC ACCOUNTING FIRM	95
CONSOLIDATED STATEMENTS OF OPERATIONS AND COMPREHENSIVE INCOME	97
CONSOLIDATED BALANCE SHEETS	98
CONSOLIDATED STATEMENTS OF CASH FLOWS	99
CONSOLIDATED STATEMENTS OF CHANGES IN EQUITY	100

Piedmont

REPORT OF INDEPENDENT REGISTERED PUBLIC ACCOUNTING FIRM	101
CONSOLIDATED STATEMENTS OF OPERATIONS AND COMPREHENSIVE INCOME	103
CONSOLIDATED BALANCE SHEETS	104
CONSOLIDATED STATEMENTS OF CASH FLOWS	105
CONSOLIDATED STATEMENTS OF CHANGES IN EQUITY	106

Combined Notes to Consolidated Financial Statements

1. SUMMARY OF SIGNIFICANT ACCOUNTING POLICIES	107
2. DISPOSITIONS	114
3. BUSINESS SEGMENTS	117
4. REGULATORY MATTERS	121
5. COMMITMENTS AND CONTINGENCIES	136
6. LEASES	140
7. DEBT AND CREDIT FACILITIES	144
8. GUARANTEES AND INDEMNIFICATIONS	151
9. JOINT OWNERSHIP OF GENERATING AND TRANSMISSION FACILITIES	151
10. ASSET RETIREMENT OBLIGATIONS	152
11. PROPERTY, PLANT AND EQUIPMENT	154
12. GOODWILL AND INTANGIBLE ASSETS	156
13. INVESTMENTS IN UNCONSOLIDATED AFFILIATES	157
14. RELATED PARTY TRANSACTIONS	158
15. DERIVATIVES AND HEDGING	159
16. INVESTMENTS IN DEBT AND EQUITY SECURITIES	164
17. FAIR VALUE MEASUREMENTS	169
18. VARIABLE INTEREST ENTITIES	174
19. REVENUE	178
20. STOCKHOLDERS' EQUITY	183
21. SEVERANCE	185
22. STOCK-BASED COMPENSATION	186
23. EMPLOYEE BENEFIT PLANS	187
PLAN ASSETS	196
24. INCOME TAXES	199
Inflation Reduction Act	199
North Carolina's 2021 Appropriations Act	200
25. OTHER INCOME AND EXPENSES, NET	205
26. SUBSEQUENT EVENTS	206
27. QUARTERLY FINANCIAL DATA (UNAUDITED)	206
ITEM 9. CHANGES IN AND DISAGREEMENTS WITH ACCOUNTANTS ON ACCOUNTING AND FINANCIAL DISCLOSURE	207
ITEM 9A. CONTROLS AND PROCEDURES	207
REPORT OF INDEPENDENT REGISTERED PUBLIC ACCOUNTING FIRM	208
ITEM 9B. OTHER INFORMATION	209
ITEM 10. DIRECTORS, EXECUTIVE OFFICERS AND CORPORATE GOVERNANCE	209
ITEM 11. EXECUTIVE COMPENSATION	209
ITEM 12. SECURITY OWNERSHIP OF CERTAIN BENEFICIAL OWNERS AND MANAGEMENT AND RELATED STOCKHOLDER MATTERS	209
ITEM 13. CERTAIN RELATIONSHIPS AND RELATED TRANSACTIONS AND DIRECTOR INDEPENDENCE	210
ITEM 14. PRINCIPAL ACCOUNTING FEES AND SERVICES	210
ITEM 15. EXHIBITS AND FINANCIAL STATEMENT SCHEDULES	211
EXHIBIT INDEX	E-1
SIGNATURES	E-31
SIGNATURES	E-32
SIGNATURES	E-33
SIGNATURES	E-34
SIGNATURES	E-35
SIGNATURES	E-36
SIGNATURES	E-37
SIGNATURES	E-38

REPORT OF INDEPENDENT REGISTERED PUBLIC ACCOUNTING FIRM

To the shareholders and the Board of Directors of
Duke Energy Corporation

Opinion on the Financial Statements

We have audited the accompanying consolidated balance sheets of Duke Energy Corporation and subsidiaries (the “Company”) as of December 31, 2023 and 2022, the related consolidated statements of operations, comprehensive income, changes in equity, and cash flows, for each of the three years in the period ended December 31, 2023, and the related notes (collectively referred to as the “financial statements”). In our opinion, the financial statements present fairly, in all material respects, the financial position of the Company as of December 31, 2023 and 2022, and the results of its operations and its cash flows for each of the three years in the period ended December 31, 2023, in conformity with accounting principles generally accepted in the United States of America.

We have also audited, in accordance with the standards of the Public Company Accounting Oversight Board (United States) (PCAOB), the Company’s internal control over financial reporting as of December 31, 2023, based on criteria established in Internal Control — Integrated Framework (2013) issued by the Committee of Sponsoring Organizations of the Treadway Commission and our report dated February 23, 2024, expressed an unqualified opinion on the Company’s internal control over financial reporting.

Basis for Opinion

These financial statements are the responsibility of the Company’s management. Our responsibility is to express an opinion on the Company’s financial statements based on our audits. We are a public accounting firm registered with the PCAOB and are required to be independent with respect to the Company in accordance with the U.S. federal securities laws and the applicable rules and regulations of the Securities and Exchange Commission and the PCAOB.

We conducted our audits in accordance with the standards of the PCAOB. Those standards require that we plan and perform the audit to obtain reasonable assurance about whether the financial statements are free of material misstatement, whether due to error or fraud. Our audits included performing procedures to assess the risks of material misstatement of the financial statements, whether due to error or fraud, and performing procedures that respond to those risks. Such procedures included examining, on a test basis, evidence regarding the amounts and disclosures in the financial statements. Our audits also included evaluating the accounting principles used and significant estimates made by management, as well as evaluating the overall presentation of the financial statements. We believe that our audits provide a reasonable basis for our opinion.

Critical Audit Matters

The critical audit matters communicated below are matters arising from the current-period audit of the financial statements that were communicated or required to be communicated to the audit committee and that (1) relate to accounts or disclosures that are material to the financial statements and (2) involved our especially challenging, subjective, or complex judgments. The communication of critical audit matters does not alter in any way our opinion on the financial statements, taken as a whole, and we are not, by communicating the critical audit matters below, providing a separate opinion on the critical audit matters or on the accounts or disclosures to which they relate.

Regulatory Matters – Impact of Rate Regulation on the Financial Statements – Refer to Notes 1, 4, and 10 to the financial statements.***Critical Audit Matter Description***

The Company is subject to regulation by federal and state utility regulatory agencies (the “Commissions”), which have jurisdiction with respect to the rates of the Company’s electric and natural gas distribution companies. Management has determined it meets the criteria for the application of regulated operations accounting in preparing its financial statements under accounting principles generally accepted in the United States of America. Judgment can be required to determine if otherwise recognizable incurred costs qualify to be presented as a regulatory asset and deferred because such costs are probable of future recovery in customer rates. As discussed in Note 4, regulatory proceedings in recent years have focused on the recoverability of storm costs, fuel costs, and asset retirement obligations specific to coal ash. As a result, assessing the potential outcomes of future regulatory orders requires management judgment.

We identified the impact of rate regulation related to regulatory assets as a critical audit matter due to the judgments made by management, including assumptions regarding the outcome of future decisions by the Commissions to support its assertions on the likelihood of future recovery for deferred costs. Given that management’s accounting judgments are based on assumptions about the outcome of future decisions by the Commissions, auditing these judgments required specialized knowledge of accounting for rate regulation and the ratemaking process due to its inherent complexities as it relates to regulatory assets.

How the Critical Audit Matter Was Addressed in the Audit

Our audit procedures related to the recovery of regulatory assets included the following, among others:

- We tested the effectiveness of management’s controls over the evaluation of the likelihood of the recovery in future rates and the monitoring and evaluation of regulatory developments that may affect the likelihood of recovering costs in future rates.
- We evaluated the Company’s disclosures related to the impacts of rate regulation including the balances recorded and regulatory developments.

PART II

- We read relevant regulatory orders issued by the Commissions, and other publicly available information to assess the likelihood of recovery in future rates based on precedents of the Commissions' treatment of similar costs under similar circumstances. We also evaluated the external information and compared it to management's recorded balances for completeness.
- We evaluated management's judgments regarding the recoverability of regulatory asset balances by performing the following:
 - We inquired of management regarding changes in regulatory orders and regulatory asset balances during the year.
 - We evaluated the reasonableness of such changes based on our knowledge of commission-approved amortization, expected incurred costs, and recently approved regulatory orders, as applicable.
 - We utilized trend analyses to evaluate the historical consistency of regulatory asset balances.
 - We compared the recorded regulatory asset balance to an independently developed expectation of the corresponding balance.
- We performed audit procedures on the incurred asset retirement obligations requested for recovery to confirm their completeness and accuracy.
- We obtained an analysis from management and letters from internal legal counsel for asset retirement obligations specific to coal ash costs, regarding probability of recovery for deferred costs not yet addressed in a regulatory order to assess management's assertion that amounts are probable of recovery.
- We obtained representation from management asserting that regulatory assets recorded in the financial statements are probable of recovery.
- We performed substantive analytical procedures on the recoverability of deferred fuel costs and detail testing procedures on the recoverability of deferred storm costs.

Asset Retirement Obligations – Nuclear Decommissioning Cash Flow Revisions – Refer to Notes 4 and 10 to the financial statements.

Critical Audit Matter Description

The Company owns and operates nuclear facilities and records asset retirement obligations for their eventual decommissioning. On an annual basis, management performs an assessment for any indicators that would suggest a change in decommissioning cost estimates may be necessary. Judgment is required to calculate decommissioning estimates, which are determined through site-specific, third-party cost studies and are based on discounted cash flows, regulatory, legal, and legislative decisions, selection of discount rates and cost escalation rates, among other factors.

We identified the revisions in estimates of cash flows associated with nuclear asset retirement obligations as a critical audit matter because of the estimates and assumptions made by management and management's specialist in determining the recorded asset retirement obligations. This required a high degree of auditor judgment, and for certain assumptions, the need to involve our environmental and fair value specialists, when performing audit procedures related to the revisions in estimates of cash flows associated with nuclear asset retirement obligations.

How the Critical Audit Matter Was Addressed in the Audit

Our audit procedures related to the revisions in estimates of cash flows associated with nuclear asset retirement obligations included the following, among others:

- We tested the effectiveness of management's controls over the evaluation of nuclear asset retirement obligations, including those over management's assessment of the results of the site-specific cost study, as well as the evaluation of economic inputs.
- We tested the mathematical accuracy of management's nuclear asset retirement obligation calculations.
- We made inquiries and inspected opinions of internal counsel regarding the status of relevant assumptions.
- With the assistance of professionals in our firm with the appropriate expertise, we inspected and evaluated the reasonableness of the results of the decommissioning study, as well as the impacts of any economic inputs on the calculation of revisions to cash flow estimates.
- We evaluated the Company's disclosures related to the impacts of the nuclear asset retirement obligation.
- We obtained representation from management asserting that the asset retirement obligations recorded in the financial statements represent management's best estimates.

Dispositions – Disclosures related to Discontinued Operations and Accounting for the Associated Impairment Charges — Refer to Note 2 to the financial statements.

Critical Audit Matter Description

In November 2022, Duke Energy committed to a plan to sell the Commercial Renewables business segment. As a result, the utility-scale solar and wind group, the distributed generation group and the remaining assets (collectively, Commercial Renewables Disposal Groups) were classified as discontinued operations in the fourth quarter of 2022. During October 2023, Duke Energy completed the divestiture of the utility-scale solar and wind group and the distributed generation group. Pretax impairment charges of approximately \$1.7 billion were recorded as of December 31, 2023 on the Commercial Renewables Disposal Groups.

We identified the disclosures related to discontinued operations and accounting for the associated impairment charges as a critical audit matter because of the extensive effort required to audit the subjective and complex judgments associated with the determination of the impairment charges.

PART II

How the Critical Audit Matter Was Addressed in the Audit

Our audit procedures for the disclosures related to discontinued operations and accounting for the associated impairment charges included the following, among others:

- We tested the effectiveness of management's controls over (1) the evaluation and disclosure of discontinued operations and (2) the determination of the impairment charges.
- We evaluated management's assessment of discontinued operations classification and disclosure.
- We assessed the terms of the purchase and sale agreements of the utility-scale solar and wind group and the distributed generation group to evaluate management's calculations of the impairment charges including the completeness and accuracy of amounts included in such calculations and the mathematical accuracy of the calculations.
- With the assistance of our tax specialists, we evaluated the reasonableness of the methods, assumptions, and judgments used by management to determine the income tax benefit associated with the divestitures.
- We evaluated the reasonableness of the determination of the fair value of the remaining assets which are not yet divested.
- We evaluated the accuracy and completeness of the related disclosures.
- We obtained representation from management asserting to the appropriate presentation, measurement and timing of the Commercial Renewables Disposal Groups.

/s/ Deloitte & Touche LLP

Charlotte, North Carolina

February 23, 2024

We have served as the Company's auditor since 1947.

PART II

DUKE ENERGY CORPORATION

CONSOLIDATED STATEMENTS OF OPERATIONS

(in millions, except per share amounts)	Years Ended December 31,		
	2023	2022	2021
Operating Revenues			
Regulated electric	\$ 26,617	\$ 25,759	\$ 22,319
Regulated natural gas	2,152	2,724	2,008
Nonregulated electric and other	291	285	294
Total operating revenues	29,060	28,768	24,621
Operating Expenses			
Fuel used in electric generation and purchased power	9,086	8,782	6,255
Cost of natural gas	593	1,276	705
Operation, maintenance and other	5,625	5,734	5,703
Depreciation and amortization	5,253	5,086	4,762
Property and other taxes	1,400	1,466	1,355
Impairment of assets and other charges	85	434	353
Total operating expenses	22,042	22,778	19,133
Gains on Sales of Other Assets and Other, net	52	22	12
Operating Income	7,070	6,012	5,500
Other Income and Expenses			
Equity in earnings of unconsolidated affiliates	113	113	62
Other income and expenses, net	598	392	636
Total other income and expenses	711	505	698
Interest Expense	3,014	2,439	2,207
Income From Continuing Operations Before Income Taxes	4,767	4,078	3,991
Income Tax Expense From Continuing Operations	438	300	268
Income From Continuing Operations	4,329	3,778	3,723
Loss From Discontinued Operations, net of tax	(1,455)	(1,323)	(144)
Net Income	2,874	2,455	3,579
Add: Net (Income) Loss Attributable to Noncontrolling Interests	(33)	95	329
Net Income Attributable to Duke Energy Corporation	2,841	2,550	3,908
Less: Preferred Dividends	106	106	106
Net Income Available to Duke Energy Corporation Common Stockholders	\$ 2,735	\$ 2,444	\$ 3,802
Earnings Per Share – Basic and Diluted			
Income from continuing operations available to Duke Energy Corporation common stockholders			
Basic and Diluted	\$ 5.35	\$ 4.74	\$ 4.68
(Loss) Income from discontinued operations attributable to Duke Energy Corporation common stockholders			
Basic and Diluted	\$ (1.81)	\$ (1.57)	\$ 0.26
Net income available to Duke Energy Corporation common stockholders			
Basic and Diluted	\$ 3.54	\$ 3.17	\$ 4.94
Weighted average shares outstanding			
Basic and Diluted	771	770	769

See Notes to Consolidated Financial Statements

PART II

DUKE ENERGY CORPORATION

CONSOLIDATED STATEMENTS OF COMPREHENSIVE INCOME

(in millions)	Years Ended December 31,		
	2023	2022	2021
Net Income	\$2,874	\$2,455	\$3,579
Other Comprehensive Income (Loss), net of tax^(a)			
Pension and OPEB adjustments	(1)	(19)	7
Net unrealized gains (losses) on cash flow hedges	63	285	(68)
Reclassification into earnings from cash flow hedges	27	(38)	13
Net unrealized gains (losses) on fair value hedges	37	(33)	—
Unrealized gains (losses) on available-for-sale securities	8	(21)	(8)
Other Comprehensive Income (Loss), net of tax	134	174	(56)
Comprehensive Income	3,008	2,629	3,523
Add: Comprehensive (Income) Loss Attributable to Noncontrolling Interests	(33)	84	319
Comprehensive Income Attributable to Duke Energy Corporation	2,975	2,713	3,842
Less: Preferred Dividends	106	106	106
Comprehensive Income Available to Duke Energy Corporation Common Stockholders	\$2,869	\$2,607	\$3,736

(a) Net of income tax expense of approximately \$40 million and \$52 million for the years ended December 31, 2023, and 2022, respectively, and income tax benefit of \$17 million for the year ended December 31, 2021.

See Notes to Consolidated Financial Statements

PART II

DUKE ENERGY CORPORATION

CONSOLIDATED BALANCE SHEETS

(in millions)	December 31,	
	2023	2022
ASSETS		
Current Assets		
Cash and cash equivalents	\$ 253	\$ 409
Receivables (net of allowance for doubtful accounts of \$55 at 2023 and \$40 at 2022)	1,112	1,309
Receivables of VIEs (net of allowance for doubtful accounts of \$150 at 2023 and \$176 at 2022)	3,019	3,106
Inventory (includes \$462 at 2023 related to VIEs)	4,292	3,584
Regulatory assets (includes \$110 at 2023 and \$106 at 2022 related to VIEs)	3,648	3,485
Assets held for sale	14	356
Other (includes \$90 at 2023 and \$116 at 2022 related to VIEs)	431	973
Total current assets	12,769	13,222
Property, Plant and Equipment		
Cost	171,351	163,839
Accumulated depreciation and amortization	(56,038)	(52,100)
Facilities to be retired, net	2	9
Net property, plant and equipment	115,315	111,748
Other Noncurrent Assets		
Goodwill	19,303	19,303
Regulatory assets (includes \$1,642 at 2023 and \$1,715 at 2022 related to VIEs)	13,618	14,645
Nuclear decommissioning trust funds	10,143	8,637
Operating lease right-of-use assets, net	1,092	1,042
Investments in equity method unconsolidated affiliates	492	455
Assets held for sale	197	5,634
Other (includes \$49 at 2023 and \$52 at 2022 related to VIEs)	3,964	3,400
Total other noncurrent assets	48,809	53,116
Total Assets	\$176,893	\$ 178,086
LIABILITIES AND EQUITY		
Current Liabilities		
Accounts payable (includes \$188 at 2023 related to VIEs)	\$ 4,228	\$ 4,754
Notes payable and commercial paper	4,288	3,952
Taxes accrued	816	722
Interest accrued	745	626
Current maturities of long-term debt (includes \$428 at 2023 and \$350 at 2022 related to VIEs)	2,800	3,878
Asset retirement obligations	596	773
Regulatory liabilities	1,369	1,466
Liabilities associated with assets held for sale	122	535
Other	2,319	2,167
Total current liabilities	17,283	18,873
Long-Term Debt (includes \$3,000 at 2023 and \$3,108 at 2022 related to VIEs)	72,452	65,873
Other Noncurrent Liabilities		
Deferred income taxes	10,556	9,964
Asset retirement obligations	8,560	11,955
Regulatory liabilities	14,039	13,582
Operating lease liabilities	917	876
Accrued pension and other post-retirement benefit costs	485	832
Investment tax credits	864	849
Liabilities associated with assets held for sale	157	1,927
Other (includes \$35 at 2023 related to VIEs)	1,393	1,502
Total other noncurrent liabilities	36,971	41,487
Commitments and Contingencies		
Equity		
Preferred stock, Series A, \$0.001 par value, 40 million depositary shares authorized and outstanding at 2023 and 2022	973	973
Preferred stock, Series B, \$0.001 par value, 1 million shares authorized and outstanding at 2023 and 2022	989	989
Common stock, \$0.001 par value, 2 billion shares authorized; 771 million and 770 million shares outstanding at 2023 and 2022	1	1
Additional paid-in capital	44,920	44,862
Retained earnings	2,235	2,637
Accumulated other comprehensive loss	(6)	(140)
Total Duke Energy Corporation stockholders' equity	49,112	49,322
Noncontrolling interests	1,075	2,531
Total equity	50,187	51,853
Total Liabilities and Equity	\$176,893	\$ 178,086

See Notes to Consolidated Financial Statements

PART II

DUKE ENERGY CORPORATION

CONSOLIDATED STATEMENTS OF CASH FLOWS

(in millions)	Years Ended December 31,		
	2023	2022	2021
CASH FLOWS FROM OPERATING ACTIVITIES			
Net income	\$ 2,874	\$ 2,455	\$ 3,579
Adjustments to reconcile net income to net cash provided by operating activities:			
Depreciation, amortization and accretion (including amortization of nuclear fuel)	6,084	5,843	5,663
Equity in (earnings) losses of unconsolidated affiliates	(98)	(114)	(28)
Equity component of AFUDC	(198)	(197)	(171)
Losses on sales of Commercial Renewables Disposal Groups	1,725	1,748	—
Gains on sales of other assets	(52)	(22)	(13)
Impairment of assets and other charges	85	434	356
Deferred income taxes	3	(200)	191
Contributions to qualified pension plans	(100)	(58)	—
Payments for asset retirement obligations	(632)	(584)	(540)
Provision for rate refunds	(63)	(130)	(70)
(Increase) decrease in			
Net realized and unrealized mark-to-market and hedging transactions	(18)	19	50
Receivables	443	(788)	(297)
Inventory	(706)	(476)	(34)
Other current assets	(267)	(1,498)	(1,136)
Increase (decrease) in			
Accounts payable	(800)	805	249
Taxes accrued	126	10	284
Other current liabilities	(26)	(153)	(13)
Other assets	914	(1,577)	125
Other liabilities	584	410	95
Net cash provided by operating activities	9,878	5,927	8,290
CASH FLOWS FROM INVESTING ACTIVITIES			
Capital expenditures	(12,604)	(11,367)	(9,715)
Contributions to equity method investments	(34)	(58)	(81)
Return of investment capital	16	6	44
Purchases of debt and equity securities	(3,761)	(4,243)	(6,098)
Proceeds from sales and maturities of debt and equity securities	3,824	4,333	6,103
Proceeds from the sales of other assets	149	83	—
Proceeds from the sales of Commercial Renewables Disposal Groups, net of cash divested	734	—	—
Disbursements to canceled equity method investments	—	—	(855)
Other	(799)	(727)	(333)
Net cash used in investing activities	(12,475)	(11,973)	(10,935)
CASH FLOWS FROM FINANCING ACTIVITIES			
Proceeds from the:			
Issuance of long-term debt	10,028	11,874	9,052
Issuance of common stock	8	9	5
Payments for the redemption of long-term debt	(4,737)	(4,396)	(5,294)
Proceeds from the issuance of short-term debt with original maturities greater than 90 days	610	80	332
Payments for the redemption of short-term debt with original maturities greater than 90 days	(125)	(287)	(997)
Notes payable and commercial paper	(343)	781	1,144
Contributions from noncontrolling interests	278	1,377	1,575
Dividends paid	(3,244)	(3,179)	(3,114)
Other	(124)	(130)	(94)
Net cash provided by financing activities	2,351	6,129	2,609
Net (decrease) increase in cash, cash equivalents and restricted cash	(246)	83	(36)
Cash, cash equivalents and restricted cash at beginning of period	603	520	556
Cash, cash equivalents and restricted cash at end of period	\$ 357	\$ 603	\$ 520
Supplemental Disclosures:			
Cash paid for interest, net of amount capitalized	\$ 2,883	\$ 2,361	\$ 2,248
Cash paid for (received from) income taxes	1	(6)	(3)
Significant non-cash transactions:			
Accrued capital expenditures	1,908	1,766	1,325

See Notes to Consolidated Financial Statements

PART II

DUKE ENERGY CORPORATION

CONSOLIDATED STATEMENTS OF CHANGES IN EQUITY

(in millions)	Duke Energy Corporation Stockholders' Accumulated Other Comprehensive Income (Loss)										
	Preferred Stock	Common Stock Shares	Common Stock	Additional Paid-in Capital	Retained Earnings	Net Gains (Losses) on Hedges ^(d)	Net Unrealized Gains (Losses) on Available- for-Sale- Securities	Pension and OPEB Adjustments	Total Duke Energy Corporation Stockholders' Equity	Noncontrolling Interests	Total Equity
Balance at December 31, 2020	\$ 1,962	769	\$ 1	\$ 43,767	\$ 2,471	\$ (167)	\$ 6	\$ (76)	\$ 47,964	\$ 1,220	\$ 49,184
Net income (loss)	—	—	—	—	3,802	—	—	—	3,802	(329)	3,473
Other comprehensive (loss) income	—	—	—	—	—	(65)	(8)	7	(66)	10	(56)
Common stock issuances, including dividend reinvestment and employee benefits	—	—	—	68	—	—	—	—	68	—	68
Common stock dividends	—	—	—	—	(3,008)	—	—	—	(3,008)	—	(3,008)
Sale of noncontrolling interest ^(b)	—	—	—	545	—	—	—	—	545	454	999
Contribution from noncontrolling interest ^(a)	—	—	—	—	—	—	—	—	—	550	550
Distributions to noncontrolling interest in subsidiaries	—	—	—	—	—	—	—	—	—	(66)	(66)
Other	—	—	—	(9)	—	—	—	—	(9)	1	(8)
Balance at December 31, 2021	\$ 1,962	769	\$ 1	\$ 44,371	\$ 3,265	\$ (232)	\$ (2)	\$ (69)	\$ 49,296	\$ 1,840	\$ 51,136
Net income (loss)	—	—	—	—	2,444	—	—	—	2,444	(95)	2,349
Other comprehensive income (loss)	—	—	—	—	—	203	(21)	(19)	163	11	174
Common stock issuances, including dividend reinvestment and employee benefits	—	1	—	76	—	—	—	—	76	—	76
Common stock dividends	—	—	—	—	(3,073)	—	—	—	(3,073)	—	(3,073)
Sale of noncontrolling interest ^(b)	—	—	—	465	—	—	—	—	465	569	1,034
Purchase of noncontrolling interest	—	—	—	(51)	—	—	—	—	(51)	31	(20)
Contribution from noncontrolling interest, net of transaction costs ^(a)	—	—	—	—	—	—	—	—	—	314	314
Distributions to noncontrolling interest in subsidiaries	—	—	—	—	—	—	—	—	—	(140)	(140)
Other	—	—	—	1	1	—	—	—	2	1	3
Balance at December 31, 2022	\$ 1,962	770	\$ 1	\$ 44,862	\$ 2,637	\$ (29)	\$ (23)	\$ (88)	\$ 49,322	\$ 2,531	\$ 51,853
Net income	—	—	—	—	2,735	—	—	—	2,735	33	2,768
Other comprehensive income (loss)	—	—	—	—	—	127	8	(1)	134	—	134
Common stock issuances, including dividend reinvestment and employee benefits	—	1	—	78	—	—	—	—	78	—	78
Common stock dividends	—	—	—	—	(3,138)	—	—	—	(3,138)	—	(3,138)
Sale of noncontrolling interest	—	—	—	(13)	—	—	—	—	(13)	10	(3)
Contribution from noncontrolling interest, net of transaction costs ^(a)	—	—	—	—	—	—	—	—	—	278	278
Distributions to noncontrolling interests in subsidiaries	—	—	—	—	—	—	—	—	—	(59)	(59)
Sale of Commercial Renewables Disposal Groups ^(c)	—	—	—	—	—	—	—	—	—	(1,722)	(1,722)
Other	—	—	—	(7)	1	—	—	—	(6)	4	(2)
Balance at December 31, 2023	\$ 1,962	771	\$ 1	\$ 44,920	\$ 2,235	\$ 98	\$ (15)	\$ (89)	\$ 49,112	\$ 1,075	\$ 50,187

(a) Relates to tax equity financing activity in the Commercial Renewables Disposal Groups.

(b) Relates primarily to the sale of a noncontrolling interest in Duke Energy Indiana. See Note 2 for additional information.

(c) See Note 2 for additional information.

(d) See Duke Energy Consolidated Statements of Comprehensive Income for detailed activity related to Cash Flow and Fair Value Hedges.

See Notes to Consolidated Financial Statements

REPORT OF INDEPENDENT REGISTERED PUBLIC ACCOUNTING FIRM

To the shareholder and the Board of Directors of
Duke Energy Carolinas, LLC

Opinion on the Financial Statements

We have audited the accompanying consolidated balance sheets of Duke Energy Carolinas, LLC and subsidiaries (the “Company”) as of December 31, 2023 and 2022, the related consolidated statements of operations and comprehensive income, changes in equity, and cash flows, for each of the three years in the period ended December 31, 2023, and the related notes (collectively referred to as the “financial statements”). In our opinion, the financial statements present fairly, in all material respects, the financial position of the Company as of December 31, 2023 and 2022, and the results of its operations and its cash flows for each of the three years in the period ended December 31, 2023, in conformity with accounting principles generally accepted in the United States of America.

Basis for Opinion

These financial statements are the responsibility of the Company’s management. Our responsibility is to express an opinion on the Company’s financial statements based on our audits. We are a public accounting firm registered with the Public Company Accounting Oversight Board (United States) (PCAOB) and are required to be independent with respect to the Company in accordance with the U.S. federal securities laws and the applicable rules and regulations of the Securities and Exchange Commission and the PCAOB.

We conducted our audits in accordance with the standards of the PCAOB. Those standards require that we plan and perform the audit to obtain reasonable assurance about whether the financial statements are free of material misstatement, whether due to error or fraud. The Company is not required to have, nor were we engaged to perform, an audit of its internal control over financial reporting. As part of our audits, we are required to obtain an understanding of internal control over financial reporting but not for the purpose of expressing an opinion on the effectiveness of the Company’s internal control over financial reporting. Accordingly, we express no such opinion.

Our audits included performing procedures to assess the risks of material misstatement of the financial statements, whether due to error or fraud, and performing procedures that respond to those risks. Such procedures included examining, on a test basis, evidence regarding the amounts and disclosures in the financial statements. Our audits also included evaluating the accounting principles used and significant estimates made by management, as well as evaluating the overall presentation of the financial statements. We believe that our audits provide a reasonable basis for our opinion.

Critical Audit Matters

The critical audit matters communicated below are matters arising from the current-period audit of the financial statements that were communicated or required to be communicated to the audit committee and that (1) relate to accounts or disclosures that are material to the financial statements and (2) involved our especially challenging, subjective, or complex judgments. The communication of critical audit matters does not alter in any way our opinion on the financial statements, taken as a whole, and we are not, by communicating the critical audit matters below, providing a separate opinion on the critical audit matters or on the accounts or disclosures to which they relate.

Regulatory Matters – Impact of Rate Regulation on the Financial Statements – Refer to Notes 1, 4 and 10 to the financial statements.*Critical Audit Matter Description*

The Company is subject to rate regulation by the North Carolina Utilities Commission and by the South Carolina Public Service Commission (collectively the “Commissions”), which have jurisdiction with respect to the electric rates of the Company. Management has determined it meets the criteria for the application of regulated operations accounting in preparing its financial statements under accounting principles generally accepted in the United States of America. Judgment can be required to determine if otherwise recognizable incurred costs qualify to be presented as a regulatory asset and deferred because such costs are probable of future recovery in customer rates. As discussed in Note 4, regulatory proceedings in recent years have focused on the recoverability of fuel costs and asset retirement obligations specific to coal ash. As a result, assessing the potential outcomes of future regulatory orders requires management judgment.

We identified the impact of rate regulation related to regulatory assets as a critical audit matter due to the judgments made by management, including assumptions regarding the outcome of future decisions by the Commissions to support its assertions on the likelihood of future recovery for deferred costs. Given that management’s accounting judgments are based on assumptions about the outcome of future decisions by the Commissions, auditing these judgments required specialized knowledge of accounting for rate regulation and the ratemaking process due to its inherent complexities as it relates to regulatory assets.

How the Critical Audit Matter Was Addressed in the Audit

Our audit procedures related to the recovery of regulatory assets included the following, among others:

- We tested the effectiveness of management’s controls over the evaluation of the likelihood of the recovery in future rates and the monitoring and evaluation of regulatory developments that may affect the likelihood of recovering costs in future rates.

PART II

- We evaluated the Company's disclosures related to the impacts of rate regulation, including the balances recorded and regulatory developments.
- We read relevant regulatory orders issued by the Commissions, and other publicly available information to assess the likelihood of recovery in future rates based on precedents of the Commissions' treatment of similar costs under similar circumstances. We evaluated the external information and compared it to management's recorded balances for completeness.
- We evaluated management's judgments regarding the recoverability of regulatory asset balances by performing the following:
 - We inquired of management regarding changes in regulatory orders and regulatory asset balances during the year.
 - We evaluated the reasonableness of such changes based on our knowledge of commission-approved amortization, expected incurred costs, and recently approved regulatory orders, as applicable.
 - We utilized trend analyses to evaluate the historical consistency of regulatory asset balances.
 - We compared the recorded regulatory asset balance to an independently developed expectation of the corresponding balance.
- We performed audit procedures on the incurred asset retirement obligations requested for recovery to confirm their completeness and accuracy.
- We obtained an analysis from management and letters from internal legal counsel for asset retirement obligations specific to coal ash costs, regarding probability of recovery for deferred costs not yet addressed in a regulatory order to assess management's assertion that amounts are probable of recovery.
- We obtained representation from management asserting that regulatory assets recorded in the financial statements are probable of recovery.
- We performed substantive analytical procedures on the recoverability of deferred fuel costs.

Asset Retirement Obligations – Nuclear Decommissioning Cash Flow Revisions – Refer to Notes 4 and 10 to the financial statements.

Critical Audit Matter Description

The Company owns and operates nuclear facilities and records asset retirement obligations for their eventual decommissioning. On an annual basis, management performs an assessment for any indicators that would suggest a change in decommissioning cost estimates may be necessary. Judgment is required to calculate decommissioning estimates, which are determined through site-specific, third-party cost studies and are based on discounted cash flows, regulatory, legal, and legislative decisions, selection of discount rates and cost escalation rates, among other factors.

We identified the revisions in estimates of cash flows associated with nuclear asset retirement obligations as a critical audit matter because of the estimates and assumptions made by management and management's specialist in determining the recorded asset retirement obligations. This required a high degree of auditor judgment, and for certain assumptions, the need to involve our environmental and fair value specialists, when performing audit procedures related to the revisions in estimates of cash flows associated with nuclear asset retirement obligations.

How the Critical Audit Matter Was Addressed in the Audit

Our audit procedures related to the revisions in estimates of cash flows associated with nuclear asset retirement obligations included the following, among others:

- We tested the effectiveness of management's controls over the evaluation of nuclear asset retirement obligations, including those over management's assessment of the results of the site-specific cost study, as well as the evaluation of economic inputs.
- We tested the mathematical accuracy of management's nuclear asset retirement obligation calculations.
- We made inquiries and inspected opinions of internal counsel regarding the status of relevant assumptions.
- With the assistance of professionals in our firm with the appropriate expertise, we inspected and evaluated the reasonableness of the results of the decommissioning study, as well as the impacts of any economic inputs on the calculation of revisions to cash flow estimates.
- We evaluated the Company's disclosures related to the impacts of the nuclear asset retirement obligation.
- We obtained representation from management asserting that the asset retirement obligations recorded in the financial statements represent management's best estimate.

/s/ Deloitte & Touche LLP

Charlotte, North Carolina

February 23, 2024

We have served as the Company's auditor since 1947.

PART II

DUKE ENERGY CAROLINAS, LLC

CONSOLIDATED STATEMENTS OF OPERATIONS AND COMPREHENSIVE INCOME

(in millions)	Years Ended December 31,		
	2023	2022	2021
Operating Revenues	\$ 8,288	\$ 7,857	\$ 7,102
Operating Expenses			
Fuel used in electric generation and purchased power	2,524	2,015	1,601
Operation, maintenance and other	1,774	1,892	1,833
Depreciation and amortization	1,593	1,526	1,468
Property and other taxes	320	340	320
Impairment of assets and other charges	44	26	227
Total operating expenses	6,255	5,799	5,449
Gains on Sales of Other Assets and Other, net	26	4	2
Operating Income	2,059	2,062	1,655
Other Income and Expenses, net	238	221	270
Interest Expense	686	557	538
Income Before Income Taxes	1,611	1,726	1,387
Income Tax Expense	141	126	51
Net Income	\$ 1,470	\$ 1,600	\$ 1,336
Other Comprehensive Income, net of tax			
Net unrealized gain on cash flow hedges	—	—	1
Other Comprehensive Income, net of tax	—	—	1
Comprehensive Income	\$ 1,470	\$ 1,600	\$ 1,337

See Notes to Consolidated Financial Statements

PART II

DUKE ENERGY CAROLINAS, LLC

CONSOLIDATED BALANCE SHEETS

(in millions)	December 31,	
	2023	2022
ASSETS		
Current Assets		
Cash and cash equivalents	\$ 9	\$ 44
Receivables (net of allowance for doubtful accounts of \$11 at 2023 and \$3 at 2022)	265	338
Receivables of VIEs (net of allowance for doubtful accounts of \$45 at 2023 and \$65 at 2022)	991	928
Receivables from affiliated companies	203	390
Inventory	1,484	1,164
Regulatory assets (includes \$12 at 2023 and 2022 related to VIEs)	1,564	1,095
Other (includes \$9 at 2023 and \$8 at 2022 related to VIEs)	31	216
Total current assets	4,547	4,175
Property, Plant and Equipment		
Cost	56,670	54,650
Accumulated depreciation and amortization	(19,896)	(18,669)
Net property, plant and equipment	36,774	35,981
Other Noncurrent Assets		
Regulatory assets (includes \$196 at 2023 and \$208 at 2022 related to VIEs)	3,916	4,293
Nuclear decommissioning trust funds	5,686	4,783
Operating lease right-of-use assets, net	78	78
Other	1,109	1,036
Total other noncurrent assets	10,789	10,190
Total Assets	\$ 52,110	\$ 50,346
LIABILITIES AND EQUITY		
Current Liabilities		
Accounts payable	\$ 1,183	\$1,472
Accounts payable to affiliated companies	195	209
Notes payable to affiliated companies	668	1,233
Taxes accrued	281	228
Interest accrued	179	120
Current maturities of long-term debt (includes \$10 at 2023 and 2022 related to VIEs)	19	1,018
Asset retirement obligations	224	261
Regulatory liabilities	587	530
Other	702	580
Total current liabilities	4,038	5,651
Long-Term Debt (includes \$708 at 2023 and \$689 at 2022 related to VIEs)	15,693	12,948
Long-Term Debt Payable to Affiliated Companies	300	300
Other Noncurrent Liabilities		
Deferred income taxes	4,379	4,153
Asset retirement obligations	3,789	5,121
Regulatory liabilities	5,990	5,783
Operating lease liabilities	75	83
Accrued pension and other post-retirement benefit costs	57	38
Investment tax credits	301	300
Other	581	527
Total other noncurrent liabilities	15,172	16,005
Commitments and Contingencies		
Equity		
Member's equity	16,913	15,448
Accumulated other comprehensive loss	(6)	(6)
Total equity	16,907	15,442
Total Liabilities and Equity	\$ 52,110	\$ 50,346

See Notes to Consolidated Financial Statements

PART II

DUKE ENERGY CAROLINAS, LLC

CONSOLIDATED STATEMENTS OF CASH FLOWS

(in millions)	Years Ended December 31,		
	2023	2022	2021
CASH FLOWS FROM OPERATING ACTIVITIES			
Net income	\$ 1,470	\$ 1,600	\$ 1,336
Adjustments to reconcile net income to net cash provided by operating activities:			
Depreciation and amortization (including amortization of nuclear fuel)	1,845	1,787	1,743
Equity component of AFUDC	(91)	(98)	(65)
Gains on sales of other assets	(26)	(4)	(2)
Impairment of assets and other charges	44	26	227
Deferred income taxes	(53)	210	(213)
Contributions to qualified pension plans	(26)	(15)	—
Payments for asset retirement obligations	(210)	(200)	(182)
Provision for rate refunds	(39)	(74)	(46)
(Increase) decrease in			
Receivables	22	(102)	(99)
Receivables from affiliated companies	187	(200)	(66)
Inventory	(320)	(138)	(16)
Other current assets	(495)	(592)	(309)
Increase (decrease) in			
Accounts payable	(447)	377	5
Accounts payable to affiliated companies	(14)	(75)	85
Taxes accrued	64	(46)	206
Other current liabilities	63	(91)	(39)
Other assets	703	(760)	23
Other liabilities	108	(36)	116
Net cash provided by operating activities	2,785	1,569	2,704
CASH FLOWS FROM INVESTING ACTIVITIES			
Capital expenditures	(3,733)	(3,304)	(2,693)
Purchases of debt and equity securities	(2,025)	(2,633)	(3,425)
Proceeds from sales and maturities of debt and equity securities	2,025	2,633	3,425
Net proceeds from the sales of other assets	30	62	—
Other	(288)	(243)	(177)
Net cash used in investing activities	(3,991)	(3,485)	(2,870)
CASH FLOWS FROM FINANCING ACTIVITIES			
Proceeds from the issuance of long-term debt	2,780	1,441	1,651
Payments for the redemption of long-term debt	(1,042)	(436)	(617)
Notes payable to affiliated companies	(565)	1,007	(280)
Distributions to parent	—	(50)	(600)
Other	(1)	(1)	(1)
Net cash provided by financing activities	1,172	1,961	153
Net (decrease) increase in cash, cash equivalents and restricted cash	(34)	45	(13)
Cash, cash equivalents and restricted cash at beginning of period	53	8	21
Cash, cash equivalents and restricted cash at end of period	\$ 19	\$ 53	\$ 8
Supplemental Disclosures:			
Cash paid for interest, net of amount capitalized	\$ 528	\$ 546	\$ 508
Cash paid for (received from) income taxes	151	(60)	233
Significant non-cash transactions:			
Accrued capital expenditures	613	475	359

See Notes to Consolidated Financial Statements

PART II

DUKE ENERGY CAROLINAS, LLC

CONSOLIDATED STATEMENTS OF CHANGES IN EQUITY

(in millions)	Member's Equity	Accumulated Other Comprehensive Income (Loss)	Total Equity
		Net Gains (Losses) on Cash Flow Hedges	
Balance at December 31, 2020	\$ 13,161	\$ (7)	\$ 13,154
Net income	1,336	—	1,336
Other comprehensive income	—	1	1
Distributions to parent	(600)	—	(600)
Balance at December 31, 2021	\$ 13,897	\$ (6)	\$ 13,891
Net income	1,600	—	1,600
Distributions to parent	(50)	—	(50)
Other	1	—	1
Balance at December 31, 2022	\$ 15,448	\$ (6)	\$ 15,442
Net income	1,470	—	1,470
Other	(5)	—	(5)
Balance at December 31, 2023	\$ 16,913	\$ (6)	\$ 16,907

See Notes to Consolidated Financial Statements

REPORT OF INDEPENDENT REGISTERED PUBLIC ACCOUNTING FIRM

To the shareholder and the Board of
Directors of Progress Energy, Inc.

Opinion on the Financial Statements

We have audited the accompanying consolidated balance sheets of Progress Energy, Inc. and subsidiaries (the “Company”) as of December 31, 2023 and 2022, the related consolidated statements of operations and comprehensive income, changes in equity, and cash flows, for each of the three years in the period ended December 31, 2023, and the related notes (collectively referred to as the “financial statements”). In our opinion, the financial statements present fairly, in all material respects, the financial position of the Company as of December 31, 2023 and 2022, and the results of its operations and its cash flows for each of the three years in the period ended December 31, 2023, in conformity with accounting principles generally accepted in the United States of America.

Basis for Opinion

These financial statements are the responsibility of the Company’s management. Our responsibility is to express an opinion on the Company’s financial statements based on our audits. We are a public accounting firm registered with the Public Company Accounting Oversight Board (United States) (PCAOB) and are required to be independent with respect to the Company in accordance with the U.S. federal securities laws and the applicable rules and regulations of the Securities and Exchange Commission and the PCAOB.

We conducted our audits in accordance with the standards of the PCAOB. Those standards require that we plan and perform the audit to obtain reasonable assurance about whether the financial statements are free of material misstatement, whether due to error or fraud. The Company is not required to have, nor were we engaged to perform, an audit of its internal control over financial reporting. As part of our audits, we are required to obtain an understanding of internal control over financial reporting but not for the purpose of expressing an opinion on the effectiveness of the Company’s internal control over financial reporting. Accordingly, we express no such opinion.

Our audits included performing procedures to assess the risks of material misstatement of the financial statements, whether due to error or fraud, and performing procedures that respond to those risks. Such procedures included examining, on a test basis, evidence regarding the amounts and disclosures in the financial statements. Our audits also included evaluating the accounting principles used and significant estimates made by management, as well as evaluating the overall presentation of the financial statements. We believe that our audits provide a reasonable basis for our opinion.

Critical Audit Matters

The critical audit matters communicated below are matters arising from the current-period audit of the financial statements that were communicated or required to be communicated to the audit committee and that (1) relate to accounts or disclosures that are material to the financial statements and (2) involved our especially challenging, subjective, or complex judgments. The communication of critical audit matters does not alter in any way our opinion on the financial statements, taken as a whole, and we are not, by communicating the critical audit matters below, providing a separate opinion on the critical audit matters or on the accounts or disclosures to which they relate.

Regulatory Matters – Impact of Rate Regulation on the Financial Statements – Refer to Notes 1, 4 and 10 to the financial statements.*Critical Audit Matter Description*

The Company is subject to rate regulation by the North Carolina Utilities Commission, South Carolina Public Service Commission and Florida Public Service Commission (collectively the “Commissions”), which have jurisdiction with respect to the electric rates of the Company. Management has determined it meets the criteria for the application of regulated operations accounting in preparing its financial statements under accounting principles generally accepted in the United States of America. Judgment can be required to determine if otherwise recognizable incurred costs qualify to be presented as a regulatory asset and deferred because such costs are probable of future recovery in customer rates. As discussed in Note 4, regulatory proceedings in recent years have focused on the recoverability of storm costs, fuel costs, and asset retirement obligations specific to coal ash. As a result, assessing the potential outcomes of future regulatory orders requires management judgment.

We identified the impact of rate regulation related to regulatory assets as a critical audit matter due to the judgments made by management, including assumptions regarding the outcome of future decisions by the Commissions to support its assertions on the likelihood of future recovery for deferred costs. Given that management’s accounting judgments are based on assumptions about the outcome of future decisions by the Commissions, auditing these judgments required specialized knowledge of accounting for rate regulation and the ratemaking process due to its inherent complexities as it relates to regulatory assets.

How the Critical Audit Matter Was Addressed in the Audit

Our audit procedures related to the recovery of regulatory assets included the following, among others:

- We tested the effectiveness of management’s controls over the evaluation of the likelihood of the recovery in future rates and the monitoring and evaluation of regulatory developments that may affect the likelihood of recovering costs in future rates.

PART II

- We evaluated the Company's disclosures related to the impacts of rate regulation, including the balances recorded and regulatory developments.
- We read relevant regulatory orders issued by the Commissions, and other publicly available information to assess the likelihood of recovery in future rates based on precedents of the Commissions' treatment of similar costs under similar circumstances. We evaluated the external information and compared it to management's recorded balances for completeness.
- We evaluated management's judgments regarding the recoverability of regulatory asset balances by performing the following:
 - We inquired of management regarding changes in regulatory orders and regulatory asset balances during the year.
 - We evaluated the reasonableness of such changes based on our knowledge of commission-approved amortization, expected incurred costs, and recently approved regulatory orders, as applicable.
 - We utilized trend analyses to evaluate the historical consistency of regulatory asset balances.
 - We compared the recorded regulatory asset balance to an independently developed expectation of the corresponding balance.
- We performed audit procedures on the incurred asset retirement obligations requested for recovery to confirm their completeness and accuracy.
- We obtained an analysis from management and letters from internal legal counsel for asset retirement obligations specific to coal ash costs, regarding probability of recovery for deferred costs not yet addressed in a regulatory order to assess management's assertion that amounts are probable of recovery.
- We obtained representation from management asserting that regulatory assets recorded in the financial statements are probable of recovery.
- We performed substantive analytical procedures on the recoverability of deferred fuel costs and detail testing procedures on the recoverability of deferred storm costs.

Asset Retirement Obligations – Nuclear Decommissioning Cash Flow Revisions – Refer to Notes 4 and 10 to the financial statements.

Critical Audit Matter Description

The Company owns and operates nuclear facilities and records asset retirement obligations for their eventual decommissioning. On an annual basis, management performs an assessment for any indicators that would suggest a change in decommissioning cost estimates may be necessary. Judgment is required to calculate decommissioning estimates, which are determined through site-specific, third-party cost studies and are based on discounted cash flows, regulatory, legal, and legislative decisions, selection of discount rates and cost escalation rates, among other factors.

We identified the revisions in estimates of cash flows associated with nuclear asset retirement obligations as a critical audit matter because of the estimates and assumptions made by management in determining the recorded asset retirement obligations. This required a high degree of auditor judgment, and for certain assumptions, the need to involve our fair value specialists, when performing audit procedures related to the revisions in estimates of cash flows associated with nuclear asset retirement obligations.

How the Critical Audit Matter Was Addressed in the Audit

Our audit procedures related to the revisions in estimates of cash flows associated with nuclear asset retirement obligations included the following, among others:

- We tested the effectiveness of management's controls over the evaluation of nuclear asset retirement obligations, including those over management's assessment of the economic inputs.
- We tested the mathematical accuracy of management's nuclear asset retirement obligation calculations.
- We made inquiries and inspected opinions of internal counsel regarding the status of relevant assumptions.
- With the assistance of professionals in our firm with the appropriate expertise, we inspected and evaluated the reasonableness of the impacts of any economic inputs on the calculation of revisions to cash flow estimates.
- We evaluated the Company's disclosures related to the impacts of the nuclear asset retirement obligation.
- We obtained representation from management asserting that the asset retirement obligations recorded in the financial statements represent management's best estimate.

/s/ Deloitte & Touche LLP

Charlotte, North Carolina

February 23, 2024

We have served as the Company's auditor since 1930.

PART II

PROGRESS ENERGY, INC.

CONSOLIDATED STATEMENTS OF OPERATIONS AND COMPREHENSIVE INCOME

(in millions)	Years Ended December 31,		
	2023	2022	2021
Operating Revenues	\$13,544	\$13,125	\$11,057
Operating Expenses			
Fuel used in electric generation and purchased power	5,026	5,078	3,584
Operation, maintenance and other	2,636	2,458	2,529
Depreciation and amortization	2,151	2,142	1,929
Property and other taxes	644	607	542
Impairment of assets and other charges	28	12	82
Total operating expenses	10,485	10,297	8,666
Gains on Sales of Other Assets and Other, net	27	11	14
Operating Income	3,086	2,839	2,405
Other Income and Expenses, net	201	181	215
Interest Expense	954	844	794
Income Before Income Taxes	2,333	2,176	1,826
Income Tax Expense	377	348	227
Net Income	1,956	1,828	1,599
Less: Net Income Attributable to Noncontrolling Interests	—	—	1
Net Income Attributable to Parent	\$ 1,956	\$ 1,828	\$ 1,598
Net Income	\$ 1,956	\$ 1,828	\$ 1,599
Other Comprehensive Income, net of tax			
Pension and OPEB adjustments	(2)	5	1
Net unrealized gain on cash flow hedges	—	1	3
Unrealized gains (losses) on available-for-sale securities	3	(6)	—
Other Comprehensive Income, net of tax	1	—	4
Comprehensive Income	1,957	1,828	1,603
Less: Comprehensive Income Attributable to Noncontrolling Interests	—	—	1
Comprehensive Income Attributable to Parent	\$ 1,957	\$ 1,828	\$ 1,602

See Notes to Consolidated Financial Statements

PART II

PROGRESS ENERGY, INC.

CONSOLIDATED BALANCE SHEETS

(in millions)	December 31,	
	2023	2022
ASSETS		
Current Assets		
Cash and cash equivalents	\$ 59	\$ 108
Receivables (net of allowance for doubtful accounts of \$18 at 2023 and \$13 at 2022)	225	318
Receivables of VIEs (net of allowance for doubtful accounts of \$56 at 2023 and \$68 at 2022)	1,365	1,289
Receivables from affiliated companies	90	22
Inventory (includes \$462 at 2023 related to VIEs)	1,901	1,579
Regulatory assets (includes \$98 at 2023 and \$94 at 2022 related to VIEs)	1,661	1,833
Other (includes \$68 at 2023 and \$88 at 2022 related to VIEs)	134	342
Total current assets	5,435	5,491
Property, Plant and Equipment		
Cost	67,644	64,822
Accumulated depreciation and amortization	(22,300)	(20,584)
Net property, plant and equipment	45,344	44,238
Other Noncurrent Assets		
Goodwill	3,655	3,655
Regulatory assets (includes \$1,446 at 2023 and \$1,507 at 2022 related to VIEs)	6,430	7,146
Nuclear decommissioning trust funds	4,457	3,855
Operating lease right-of-use assets, net	617	628
Other	1,156	1,066
Total other noncurrent assets	16,315	16,350
Total Assets	\$ 67,094	\$ 66,079
LIABILITIES AND EQUITY		
Current Liabilities		
Accounts payable (includes \$188 at 2023 related to VIEs)	\$ 1,374	\$ 1,481
Accounts payable to affiliated companies	464	712
Notes payable to affiliated companies	1,043	843
Taxes accrued	259	135
Interest accrued	224	206
Current maturities of long-term debt (includes \$418 at 2023 and \$340 at 2022 related to VIEs)	661	697
Asset retirement obligations	245	289
Regulatory liabilities	418	576
Other	860	782
Total current liabilities	5,548	5,721
Long-Term Debt (includes \$1,910 at 2023 and \$2,003 at 2022 related to VIEs)	22,948	21,592
Long-Term Debt Payable to Affiliated Companies	150	150
Other Noncurrent Liabilities		
Deferred income taxes	5,197	5,147
Asset retirement obligations	3,900	5,892
Regulatory liabilities	5,083	4,753
Operating lease liabilities	544	546
Accrued pension and other post-retirement benefit costs	266	292
Investment tax credits	371	358
Other (includes \$19 at 2023 related to VIEs)	227	222
Total other noncurrent liabilities	15,588	17,210
Commitments and Contingencies		
Equity		
Common stock, \$0.01 par value, 100 shares authorized and outstanding at 2023 and 2022	—	—
Additional paid-in capital	11,830	11,832
Retained earnings	11,040	9,585
Accumulated other comprehensive loss	(10)	(11)
Total equity	22,860	21,406
Total Liabilities and Equity	\$ 67,094	\$ 66,079

See Notes to Consolidated Financial Statements

PART II

PROGRESS ENERGY, INC.

CONSOLIDATED STATEMENTS OF CASH FLOWS

(in millions)	Years Ended December 31,		
	2023	2022	2021
CASH FLOWS FROM OPERATING ACTIVITIES			
Net income	\$ 1,956	\$ 1,828	\$ 1,599
Adjustments to reconcile net income to net cash provided by operating activities:			
Depreciation, amortization and accretion (including amortization of nuclear fuel)	2,721	2,405	2,302
Equity component of AFUDC	(67)	(68)	(51)
Gains on sales of other assets	(27)	(11)	(14)
Impairment of assets and other charges	28	12	82
Deferred income taxes	(120)	364	247
Contributions to qualified pension plans	(22)	(13)	—
Payments for asset retirement obligations	(329)	(291)	(288)
Provision for rate refunds	(24)	(58)	(36)
(Increase) decrease in			
Net realized and unrealized mark-to-market and hedging transactions	—	—	51
Receivables	21	(322)	(97)
Receivables from affiliated companies	(68)	117	18
Inventory	(322)	(183)	(26)
Other current assets	287	(937)	(551)
Increase (decrease) in			
Accounts payable	(266)	222	59
Accounts payable to affiliated companies	(248)	206	217
Taxes accrued	124	8	13
Other current liabilities	9	96	(32)
Other assets	357	(1,105)	(96)
Other liabilities	108	573	(99)
Net cash provided by operating activities	4,118	2,843	3,298
CASH FLOWS FROM INVESTING ACTIVITIES			
Capital expenditures	(4,917)	(4,317)	(3,668)
Purchases of debt and equity securities	(1,590)	(1,341)	(2,233)
Proceeds from sales and maturities of debt and equity securities	1,663	1,417	2,322
Other	(329)	(137)	(156)
Net cash used in investing activities	(5,173)	(4,378)	(3,735)
CASH FLOWS FROM FINANCING ACTIVITIES			
Proceeds from the issuance of long-term debt	2,555	2,775	3,095
Payments for the redemption of long-term debt	(1,248)	(1,173)	(1,883)
Notes payable to affiliated companies	200	465	(160)
Dividends to parent	(500)	(425)	(700)
Other	(1)	(36)	(2)
Net cash provided by financing activities	1,006	1,606	350
Net (decrease) increase in cash, cash equivalents and restricted cash	(49)	71	(87)
Cash, cash equivalents and restricted cash at beginning of period	184	113	200
Cash, cash equivalents and restricted cash at end of period	\$ 135	\$ 184	\$ 113
Supplemental Disclosures:			
Cash paid for interest, net of amount capitalized	\$ 954	\$ 854	\$ 813
Cash paid for income taxes	310	79	14
Significant non-cash transactions:			
Accrued capital expenditures	806	663	501

See Notes to Consolidated Financial Statements

PART II

PROGRESS ENERGY, INC.

CONSOLIDATED STATEMENTS OF CHANGES IN EQUITY

(in millions)	Accumulated Other Comprehensive Income (Loss)							
	Additional Paid-in Capital	Retained Earnings	Net Gains (Losses) on Cash Flow Hedges	Net Unrealized Gains (Losses) on Available-for- Sale Securities	Pension and OPEB Adjustments	Total Progress Energy, Inc. Stockholder's Equity	Noncontrolling Interests	Total Equity
Balance at December 31, 2020	\$ 9,143	\$ 7,109	\$ (5)	\$ (2)	\$ (8)	\$ 16,237	\$ 4	\$ 16,241
Net income	—	1,598	—	—	—	1,598	1	1,599
Other comprehensive income	—	—	3	—	1	4	—	4
Distributions to noncontrolling interests	—	—	—	—	—	—	(1)	(1)
Dividends to parent	—	(700)	—	—	—	(700)	—	(700)
Other	6	—	—	—	—	6	(1)	5
Balance at December 31, 2021	\$ 9,149	\$ 8,007	\$ (2)	\$ (2)	\$ (7)	\$ 17,145	\$ 3	\$ 17,148
Net income	—	1,828	—	—	—	1,828	—	1,828
Other comprehensive income (loss)	—	—	1	(6)	5	—	—	—
Distributions to noncontrolling interests	—	—	—	—	—	—	(34)	(34)
Dividends to parent	(175)	(250)	—	—	—	(425)	—	(425)
Equitization of certain notes payable to affiliates	2,907	—	—	—	—	2,907	—	2,907
Purchase of a noncontrolling interest	(51)	—	—	—	—	(51)	31	(20)
Other	2	—	—	—	—	2	—	2
Balance at December 31, 2022	\$ 11,832	\$ 9,585	\$ (1)	\$ (8)	\$ (2)	\$ 21,406	\$ —	\$ 21,406
Net income	—	1,956	—	—	—	1,956	—	1,956
Other comprehensive income	—	—	—	3	(2)	1	—	1
Dividends to parent	—	(500)	—	—	—	(500)	—	(500)
Other	(2)	(1)	—	—	—	(3)	—	(3)
Balance at December 31, 2023	\$ 11,830	\$ 11,040	\$ (1)	\$ (5)	\$ (4)	\$ 22,860	\$ —	\$ 22,860

See Notes to Consolidated Financial Statements

REPORT OF INDEPENDENT REGISTERED PUBLIC ACCOUNTING FIRM

To the shareholder and the Board of Directors of
Duke Energy Progress, LLC

Opinion on the Financial Statements

We have audited the accompanying consolidated balance sheets of Duke Energy Progress, LLC and subsidiaries (the “Company”) as of December 31, 2023 and 2022, the related consolidated statements of operations and comprehensive income, changes in equity, and cash flows, for each of the three years in the period ended December 31, 2023, and the related notes (collectively referred to as the “financial statements”). In our opinion, the financial statements present fairly, in all material respects, the financial position of the Company as of December 31, 2023 and 2022, and the results of its operations and its cash flows for each of the three years in the period ended December 31, 2023, in conformity with accounting principles generally accepted in the United States of America.

Basis for Opinion

These financial statements are the responsibility of the Company’s management. Our responsibility is to express an opinion on the Company’s financial statements based on our audits. We are a public accounting firm registered with the Public Company Accounting Oversight Board (United States) (PCAOB) and are required to be independent with respect to the Company in accordance with the U.S. federal securities laws and the applicable rules and regulations of the Securities and Exchange Commission and the PCAOB.

We conducted our audits in accordance with the standards of the PCAOB. Those standards require that we plan and perform the audit to obtain reasonable assurance about whether the financial statements are free of material misstatement, whether due to error or fraud. The Company is not required to have, nor were we engaged to perform, an audit of its internal control over financial reporting. As part of our audits, we are required to obtain an understanding of internal control over financial reporting but not for the purpose of expressing an opinion on the effectiveness of the Company’s internal control over financial reporting. Accordingly, we express no such opinion.

Our audits included performing procedures to assess the risks of material misstatement of the financial statements, whether due to error or fraud, and performing procedures that respond to those risks. Such procedures included examining, on a test basis, evidence regarding the amounts and disclosures in the financial statements. Our audits also included evaluating the accounting principles used and significant estimates made by management, as well as evaluating the overall presentation of the financial statements. We believe that our audits provide a reasonable basis for our opinion.

Critical Audit Matters

The critical audit matters communicated below are matters arising from the current-period audit of the financial statements that were communicated or required to be communicated to the audit committee and that (1) relate to accounts or disclosures that are material to the financial statements and (2) involved our especially challenging, subjective, or complex judgments. The communication of critical audit matters does not alter in any way our opinion on the financial statements, taken as a whole, and we are not, by communicating the critical audit matters below, providing a separate opinion on the critical audit matters or on the accounts or disclosures to which they relate.

Regulatory Matters – Impact of Rate Regulation on the Financial Statements – Refer to Notes 1, 4 and 10 to the financial statements.***Critical Audit Matter Description***

The Company is subject to rate regulation by the North Carolina Utilities Commission and by the South Carolina Public Service Commission (collectively the “Commissions”), which have jurisdiction with respect to the electric rates of the Company. Management has determined it meets the criteria for the application of regulated operations accounting in preparing its financial statements under accounting principles generally accepted in the United States of America. Judgment can be required to determine if otherwise recognizable incurred costs qualify to be presented as a regulatory asset and deferred because such costs are probable of future recovery in customer rates. As discussed in Note 4, regulatory proceedings in recent years have focused on the recoverability of fuel costs and asset retirement obligations specific to coal ash. As a result, assessing the potential outcomes of future regulatory orders requires management judgment.

We identified the impact of rate regulation related to regulatory assets as a critical audit matter due to the judgments made by management, including assumptions regarding the outcome of future decisions by the Commissions to support its assertions on the likelihood of future recovery for deferred costs. Given that management’s accounting judgments are based on assumptions about the outcome of future decisions by the Commissions, auditing these judgments required specialized knowledge of accounting for rate regulation and the ratemaking process due to its inherent complexities as it relates to regulatory assets.

How the Critical Audit Matter Was Addressed in the Audit

Our audit procedures related to the recovery of regulatory assets included the following, among others:

- We tested the effectiveness of management’s controls over the evaluation of the likelihood of the recovery in future rates and the monitoring and evaluation of regulatory developments that may affect the likelihood of recovering costs in future rates.

PART II

- We evaluated the Company's disclosures related to the impacts of rate regulation, including the balances recorded and regulatory developments.
- We read relevant regulatory orders issued by the Commissions, and other publicly available information to assess the likelihood of recovery in future rates based on precedents of the Commissions' treatment of similar costs under similar circumstances. We evaluated the external information and compared it to management's recorded balances for completeness.
- We evaluated management's judgments regarding the recoverability of regulatory asset balances by performing the following:
 - We inquired of management regarding changes in regulatory orders and regulatory asset balances during the year.
 - We evaluated the reasonableness of such changes based on our knowledge of commission-approved amortization, expected incurred costs, and recently approved regulatory orders, as applicable.
 - We utilized trend analyses to evaluate the historical consistency of regulatory asset balances.
 - We compared the recorded regulatory asset balance to an independently developed expectation of the corresponding balance.
- We performed audit procedures on the incurred asset retirement obligations requested for recovery to confirm their completeness and accuracy.
- We obtained an analysis from management and letters from internal legal counsel for asset retirement obligations specific to coal ash costs, regarding probability of recovery for deferred costs not yet addressed in a regulatory order to assess management's assertion that amounts are probable of recovery.
- We obtained representation from management asserting that regulatory assets recorded in the financial statements are probable of recovery.
- We performed substantive analytical procedures on the recoverability of deferred fuel costs.

Asset Retirement Obligations – Nuclear Decommissioning Cash Flow Revisions – Refer to Notes 4 and 10 to the financial statements.

Critical Audit Matter Description

The Company owns and operates nuclear facilities and records asset retirement obligations for their eventual decommissioning. On an annual basis, management performs an assessment for any indicators that would suggest a change in decommissioning cost estimates may be necessary. Judgment is required to calculate decommissioning estimates, which are determined through site-specific, third-party cost studies and are based on discounted cash flows, regulatory, legal, and legislative decisions, selection of discount rates and cost escalation rates, among other factors.

We identified the revisions in estimates of cash flows associated with nuclear asset retirement obligations as a critical audit matter because of the estimates and assumptions made by management in determining the recorded asset retirement obligations. This required a high degree of auditor judgment, and for certain assumptions, the need to involve our fair value specialists, when performing audit procedures related to the revisions in estimates of cash flows associated with nuclear asset retirement obligations.

How the Critical Audit Matter Was Addressed in the Audit

Our audit procedures related to the revisions in estimates of cash flows associated with nuclear asset retirement obligations included the following, among others:

- We tested the effectiveness of management's controls over the evaluation of nuclear asset retirement obligations, including those over management's assessment of the economic inputs.
- We tested the mathematical accuracy of management's nuclear asset retirement obligation calculations.
- We made inquiries and inspected opinions of internal counsel regarding the status of relevant assumptions.
- With the assistance of professionals in our firm with the appropriate expertise, we inspected and evaluated the reasonableness of the impacts of any economic inputs on the calculation of revisions to cash flow estimates.
- We evaluated the Company's disclosures related to the impacts of the nuclear asset retirement obligation.
- We obtained representation from management asserting that the asset retirement obligations recorded in the financial statements represent management's best estimate.

/s/ Deloitte & Touche LLP

Charlotte, North Carolina

February 23, 2024

We have served as the Company's auditor since 1930.

PART II

DUKE ENERGY PROGRESS, LLC

CONSOLIDATED STATEMENTS OF OPERATIONS AND COMPREHENSIVE INCOME

(in millions)	Years Ended December 31,		
	2023	2022	2021
Operating Revenues	\$ 6,488	\$ 6,753	\$ 5,780
Operating Expenses			
Fuel used in electric generation and purchased power	2,203	2,492	1,778
Operation, maintenance and other	1,379	1,475	1,467
Depreciation and amortization	1,266	1,187	1,097
Property and other taxes	164	190	159
Impairment of assets and other charges	29	7	63
Total operating expenses	5,041	5,351	4,564
Gains on Sales of Other Assets and Other, net	3	4	13
Operating Income	1,450	1,406	1,229
Other Income and Expenses, net	124	114	143
Interest Expense	427	354	306
Income Before Income Taxes	1,147	1,166	1,066
Income Tax Expense	149	158	75
Net Income and Comprehensive Income	\$ 998	\$ 1,008	\$ 991

See Notes to Consolidated Financial Statements

PART II

DUKE ENERGY PROGRESS, LLC

CONSOLIDATED BALANCE SHEETS

(in millions)	December 31,	
	2023	2022
ASSETS		
Current Assets		
Cash and cash equivalents	\$ 18	\$ 49
Receivables (net of allowance for doubtful accounts of \$8 at 2023 and \$4 at 2022)	139	167
Receivables of VIEs (net of allowance for doubtful accounts of \$36 at 2023 and \$40 at 2022)	833	793
Receivables from affiliated companies	16	25
Inventory	1,227	1,006
Regulatory assets (includes \$39 at 2023 and 2022 related to VIEs)	942	690
Other (includes \$31 at 2023 and \$42 at 2022 related to VIEs)	72	174
Total current assets	3,247	2,904
Property, Plant and Equipment		
Cost	39,283	38,875
Accumulated depreciation and amortization	(15,227)	(14,201)
Net property, plant and equipment	24,056	24,674
Other Noncurrent Assets		
Regulatory assets (includes \$643 at 2023 and \$681 at 2022 related to VIEs)	4,546	4,724
Nuclear decommissioning trust funds	4,075	3,430
Operating lease right-of-use assets, net	318	370
Other	682	650
Total other noncurrent assets	9,621	9,174
Total Assets	\$36,924	\$ 36,752
LIABILITIES AND EQUITY		
Current Liabilities		
Accounts payable	\$ 634	\$ 601
Accounts payable to affiliated companies	332	508
Notes payable to affiliated companies	891	238
Taxes accrued	176	77
Interest accrued	114	101
Current maturities of long-term debt (includes \$34 at 2023 and 2022 related to VIEs)	72	369
Asset retirement obligations	244	288
Regulatory liabilities	300	332
Other	481	384
Total current liabilities	3,244	2,898
Long-Term Debt (includes \$1,079 at 2023 and \$1,114 at 2022 related to VIEs)	11,492	10,568
Long-Term Debt Payable to Affiliated Companies	150	150
Other Noncurrent Liabilities		
Deferred income taxes	2,560	2,477
Asset retirement obligations	3,626	5,535
Regulatory liabilities	4,375	4,120
Operating lease liabilities	293	335
Accrued pension and other post-retirement benefit costs	146	160
Investment tax credits	129	124
Other (includes \$12 at 2023 related to VIEs)	102	76
Total other noncurrent liabilities	11,231	12,827
Commitments and Contingencies		
Equity		
Member's Equity	10,807	10,309
Total Liabilities and Equity	\$ 36,924	\$ 36,752

See Notes to Consolidated Financial Statements

PART II

DUKE ENERGY PROGRESS, LLC

CONSOLIDATED STATEMENTS OF CASH FLOWS

(in millions)	Years Ended December 31,		
	2023	2022	2021
CASH FLOWS FROM OPERATING ACTIVITIES			
Net income	\$ 998	\$ 1,008	\$ 991
Adjustments to reconcile net income to net cash provided by operating activities:			
Depreciation and amortization (including amortization of nuclear fuel)	1,460	1,371	1,286
Equity component of AFUDC	(52)	(52)	(34)
Impairment of assets and other charges	29	7	63
Deferred income taxes	(53)	121	(46)
Contributions to qualified pension plans	(13)	(8)	—
Payments for asset retirement obligations	(249)	(193)	(187)
Provisions for rate refunds	(24)	(58)	(36)
(Increase) decrease in			
Net realized and unrealized mark-to-market and hedging transactions	—	—	48
Receivables	(10)	(228)	(52)
Receivables from affiliated companies	9	58	(33)
Inventory	(221)	(85)	(11)
Other current assets	(252)	(207)	(147)
Increase (decrease) in			
Accounts payable	(26)	20	12
Accounts payable to affiliated companies	(176)	198	95
Taxes accrued	99	(86)	83
Other current liabilities	13	13	(23)
Other assets	173	(416)	(37)
Other liabilities	29	38	(16)
Net cash provided by operating activities	1,734	1,501	1,956
CASH FLOWS FROM INVESTING ACTIVITIES			
Capital expenditures	(2,387)	(2,070)	(1,746)
Purchases of debt and equity securities	(1,406)	(1,148)	(1,931)
Proceeds from sales and maturities of debt and equity securities	1,402	1,138	1,914
Other	(144)	(29)	(20)
Net cash used in investing activities	(2,535)	(2,109)	(1,783)
CASH FLOWS FROM FINANCING ACTIVITIES			
Proceeds from the issuance of long-term debt	991	1,477	1,959
Payments for the redemption of long-term debt	(369)	(645)	(1,308)
Notes payable to affiliated companies	652	67	(123)
Distributions to parent	(500)	(250)	(700)
Other	(1)	(1)	(1)
Net cash provided by (used in) financing activities	773	648	(173)
Net (decrease) increase in cash, cash equivalents and restricted cash	(28)	40	—
Cash, cash equivalents and restricted cash at beginning of period	79	39	39
Cash, cash equivalents and restricted cash at end of period	\$ 51	\$ 79	\$ 39
Supplemental Disclosures:			
Cash paid for interest, net of amount capitalized	\$ 447	\$ 386	\$ 335
Cash paid for income taxes	73	157	83
Significant non-cash transactions:			
Accrued capital expenditures	313	269	163

See Notes to Consolidated Financial Statements

PART II

DUKE ENERGY PROGRESS, LLC

CONSOLIDATED STATEMENTS OF CHANGES IN EQUITY

(in millions)	Member's Equity
Balance at December 31, 2020	\$ 9,260
Net income	991
Distribution to parent	(700)
Balance at December 31, 2021	\$ 9,551
Net income	1,008
Distribution to parent	(250)
Balance at December 31, 2022	\$10,309
Net income	998
Distribution to parent	(500)
Balance at December 31, 2023	\$10,807

See Notes to Consolidated Financial Statements

REPORT OF INDEPENDENT REGISTERED PUBLIC ACCOUNTING FIRM

To the shareholder and the Board of Directors
of Duke Energy Florida, LLC

Opinion on the Financial Statements

We have audited the accompanying consolidated balance sheets of Duke Energy Florida, LLC and subsidiaries (the “Company”) as of December 31, 2023 and 2022, the related consolidated statements of operations and comprehensive income, changes in equity, and cash flows, for each of the three years in the period ended December 31, 2023, and the related notes (collectively referred to as the “financial statements”). In our opinion, the financial statements present fairly, in all material respects, the financial position of the Company as of December 31, 2023 and 2022, and the results of its operations and its cash flows for each of the three years in the period ended December 31, 2023, in conformity with accounting principles generally accepted in the United States of America.

Basis for Opinion

These financial statements are the responsibility of the Company’s management. Our responsibility is to express an opinion on the Company’s financial statements based on our audits. We are a public accounting firm registered with the Public Company Accounting Oversight Board (United States) (PCAOB) and are required to be independent with respect to the Company in accordance with the U.S. federal securities laws and the applicable rules and regulations of the Securities and Exchange Commission and the PCAOB.

We conducted our audits in accordance with the standards of the PCAOB. Those standards require that we plan and perform the audit to obtain reasonable assurance about whether the financial statements are free of material misstatement, whether due to error or fraud. The Company is not required to have, nor were we engaged to perform, an audit of its internal control over financial reporting. As part of our audits, we are required to obtain an understanding of internal control over financial reporting but not for the purpose of expressing an opinion on the effectiveness of the Company’s internal control over financial reporting. Accordingly, we express no such opinion.

Our audits included performing procedures to assess the risks of material misstatement of the financial statements, whether due to error or fraud, and performing procedures that respond to those risks. Such procedures included examining, on a test basis, evidence regarding the amounts and disclosures in the financial statements. Our audits also included evaluating the accounting principles used and significant estimates made by management, as well as evaluating the overall presentation of the financial statements. We believe that our audits provide a reasonable basis for our opinion.

Critical Audit Matter

The critical audit matter communicated below is a matter arising from the current-period audit of the financial statements that was communicated or required to be communicated to the audit committee and that (1) relates to accounts or disclosures that are material to the financial statements and (2) involved our especially challenging, subjective, or complex judgments. The communication of critical audit matters does not alter in any way our opinion on the financial statements, taken as a whole, and we are not, by communicating the critical audit matter below, providing a separate opinion on the critical audit matter or on the accounts or disclosures to which it relates.

Regulatory Matters – Impact of Rate Regulation on the Financial Statements – Refer to Notes 1 and 4 to the financial statements.***Critical Audit Matter Description***

The Company is subject to rate regulation by the Florida Public Service Commission (the “Commission”), which has jurisdiction with respect to the electric rates of the Company. Management has determined it meets the criteria for the application of regulated operations accounting in preparing its financial statements under accounting principles generally accepted in the United States of America. Judgment can be required to determine if otherwise recognizable incurred costs qualify to be presented as a regulatory asset and deferred because such costs are probable of future recovery in customer rates. As discussed in Note 4, regulatory proceedings in recent years have focused on the recoverability of storm and fuel cost. As a result, assessing the potential outcomes of future regulatory orders in Florida requires management judgment.

We identified the impact of rate regulation related to regulatory assets as a critical audit matter due to the judgments made by management, including assumptions regarding the outcome of future decisions by the Commission to support its assertions on the likelihood of future recovery for deferred costs. Given that management’s accounting judgments are based on assumptions about the outcome of future decisions by the Commission, auditing these judgments required specialized knowledge of accounting for rate regulation and the ratemaking process due to its inherent complexities as it relates to regulatory assets.

PART II

How the Critical Audit Matter Was Addressed in the Audit

Our audit procedures related to the recovery of regulatory assets included the following, among others:

- We tested the effectiveness of management's controls over the evaluation of the likelihood of the recovery in future rates and the monitoring and evaluation of regulatory developments that may affect the likelihood of recovering costs in future rates.
- We evaluated the Company's disclosures related to the impacts of rate regulation, including the balances recorded and regulatory developments.
- We read relevant regulatory orders issued by the Commission, and other publicly available information to assess the likelihood of recovery in future rates based on precedents of the Commission's treatment of similar costs under similar circumstances. We evaluated the external information and compared it to management's recorded balances for completeness.
- For regulatory matters in process, we inspected the Company's and intervenors' filings with the Commission, that may impact the Company's future rates, for any evidence that might contradict management's assertions.
- We evaluated the reasonableness of management's judgments regarding the recoverability of regulatory asset balances by performing the following:
 - We inquired of management regarding changes in regulatory orders and regulatory asset balances during the year.
 - We evaluated the reasonableness of such changes based on our knowledge of commission-approved amortization, expected incurred costs, and recently approved regulatory orders, as applicable.
 - We utilized trend analyses to evaluate the historical consistency of regulatory asset balances.
 - We compared the recorded regulatory asset balance to an independently developed expectation of the corresponding balance.
- We obtained representation from management asserting that regulatory assets recorded in the financial statements are probable of recovery.
- We performed substantive analytical procedures on the recoverability of deferred fuel costs and detail testing procedures on the recoverability of deferred storm costs.

/s/ Deloitte & Touche LLP

Charlotte, North Carolina

February 23, 2024

We have served as the Company's auditor since 2001.

PART II

DUKE ENERGY FLORIDA, LLC

CONSOLIDATED STATEMENTS OF OPERATIONS AND COMPREHENSIVE INCOME

(in millions)	Years Ended December 31,		
	2023	2022	2021
Operating Revenues	\$ 7,036	\$ 6,353	\$ 5,259
Operating Expenses			
Fuel used in electric generation and purchased power	2,823	2,586	1,806
Operation, maintenance and other	1,239	967	1,048
Depreciation and amortization	885	955	831
Property and other taxes	480	421	383
Impairment of assets and other charges	(1)	4	19
Total operating expenses	5,426	4,933	4,087
Gains on Sales of Other Assets and Other, net	2	2	1
Operating Income	1,612	1,422	1,173
Other Income and Expenses, net	78	74	71
Interest Expense	413	362	319
Income Before Income Taxes	1,277	1,134	925
Income Tax Expense	261	225	187
Net Income	\$ 1,016	\$ 909	\$ 738
Other Comprehensive Gain (Loss), net of tax			
Unrealized gains (losses) on available-for-sale securities	3	(5)	(1)
Other Comprehensive Gain (Loss), net of tax	3	(5)	(1)
Comprehensive Income	\$ 1,019	\$ 904	\$ 737

See Notes to Consolidated Financial Statements

PART II

DUKE ENERGY FLORIDA, LLC

CONSOLIDATED BALANCE SHEETS

(in millions)	December 31,	
	2023	2022
ASSETS		
Current Assets		
Cash and cash equivalents	\$ 24	\$ 45
Receivables (net of allowance for doubtful accounts of \$11 at 2023 and \$8 at 2022)	83	148
Receivables of VIEs (net of allowance for doubtful accounts of \$20 at 2023 and \$28 at 2022)	532	496
Receivables from affiliated companies	238	2
Inventory (includes \$462 at 2023 related to VIEs)	674	573
Regulatory assets (includes \$59 at 2023 and \$55 at 2022 related to VIEs)	720	1,143
Other (includes \$37 at 2023 and \$46 at 2022 related to VIEs)	51	108
Total current assets	2,322	2,515
Property, Plant and Equipment		
Cost	28,353	25,940
Accumulated depreciation and amortization	(7,067)	(6,377)
Net property, plant and equipment	21,286	19,563
Other Noncurrent Assets		
Regulatory assets (includes \$803 at 2023 and \$826 at 2022 related to VIEs)	1,883	2,422
Nuclear decommissioning trust funds	382	424
Operating lease right-of-use assets, net	299	258
Other	429	372
Total other noncurrent assets	2,993	3,476
Total Assets	\$ 26,601	\$ 25,554
LIABILITIES AND EQUITY		
Current Liabilities		
Accounts payable (includes \$188 at 2023 related to VIEs)	\$ 738	\$ 880
Accounts payable to affiliated companies	135	177
Notes payable to affiliated companies	152	605
Taxes accrued	185	53
Interest accrued	86	80
Current maturities of long-term debt (includes \$384 at 2023 and \$306 at 2022 related to VIEs)	589	328
Asset retirement obligations	1	1
Regulatory liabilities	118	244
Other	350	363
Total current liabilities	2,354	2,731
Long-Term Debt (includes \$831 at 2023 and \$890 at 2022 related to VIEs)	9,812	9,381
Other Noncurrent Liabilities		
Deferred income taxes	2,733	2,789
Asset retirement obligations	274	357
Regulatory liabilities	708	633
Operating lease liabilities	251	211
Accrued pension and other post-retirement benefit costs	98	111
Investment tax credits	242	234
Other (includes \$6 at 2023 related to VIEs)	86	84
Total other noncurrent liabilities	4,392	4,419
Commitments and Contingencies		
Equity		
Member's equity	10,048	9,031
Accumulated other comprehensive loss	(5)	(8)
Total equity	10,043	9,023
Total Liabilities and Equity	\$ 26,601	\$ 25,554

See Notes to Consolidated Financial Statements

PART II

DUKE ENERGY FLORIDA, LLC

CONSOLIDATED STATEMENTS OF CASH FLOWS

(in millions)	Years Ended December 31,		
	2023	2022	2021
CASH FLOWS FROM OPERATING ACTIVITIES			
Net income	\$ 1,016	\$ 909	\$ 738
Adjustments to reconcile net income to net cash provided by operating activities:			
Depreciation, amortization and accretion	1,260	1,032	1,011
Equity component of AFUDC	(15)	(16)	(16)
Impairment of assets and other charges	(1)	4	19
Deferred income taxes	(89)	285	279
Contributions to qualified pension plans	(9)	(5)	—
Payments for asset retirement obligations	(80)	(98)	(101)
(Increase) decrease in			
Receivables	30	(93)	(45)
Receivables from affiliated companies	(236)	14	(13)
Inventory	(101)	(98)	(15)
Other current assets	496	(640)	(451)
Increase (decrease) in			
Accounts payable	(241)	202	47
Accounts payable to affiliated companies	(42)	(32)	124
Taxes accrued	132	2	(30)
Other current liabilities	3	62	(7)
Other assets	163	(704)	(69)
Other liabilities	101	18	(69)
Net cash provided by operating activities	2,387	842	1,402
CASH FLOWS FROM INVESTING ACTIVITIES			
Capital expenditures	(2,529)	(2,247)	(1,923)
Purchases of debt and equity securities	(184)	(193)	(302)
Proceeds from sales and maturities of debt and equity securities	261	279	408
Other	(185)	(108)	(136)
Net cash used in investing activities	(2,637)	(2,269)	(1,953)
CASH FLOWS FROM FINANCING ACTIVITIES			
Proceeds from the issuance of long-term debt	1,564	1,298	1,135
Payments for the redemption of long-term debt	(879)	(77)	(575)
Notes payable to affiliated companies	(453)	406	3
Distributions to parent	—	(175)	—
Other	(1)	(1)	—
Net cash provided by financing activities	231	1,451	563
Net (decrease) increase in cash, cash equivalents and restricted cash	(19)	24	12
Cash, cash equivalents and restricted cash at beginning of period	86	62	50
Cash, cash equivalents and restricted cash at end of period	\$ 67	\$ 86	\$ 62
Supplemental Disclosures:			
Cash paid for interest, net of amount capitalized	\$ 394	\$ 339	\$ 308
Cash paid for (received from) income taxes	219	(83)	(15)
Significant non-cash transactions:			
Accrued capital expenditures	493	394	337

See Notes to Consolidated Financial Statements

PART II

DUKE ENERGY FLORIDA, LLC

CONSOLIDATED STATEMENTS OF CHANGES IN EQUITY

(in millions)	Accumulated Other Comprehensive Income (Loss)		
	Member's Equity	Net Unrealized Gains (Losses) on Available-for-Sale Securities	Total Equity
Balance at December 31, 2020	\$ 7,560	\$ (2)	\$ 7,558
Net income	738	—	738
Other comprehensive loss	—	(1)	(1)
Balance at December 31, 2021	\$ 8,298	\$ (3)	\$ 8,295
Net income	909	—	909
Other comprehensive loss	—	(5)	(5)
Distribution to parent	(175)	—	(175)
Other	(1)	—	(1)
Balance at December 31, 2022	\$ 9,031	\$ (8)	\$ 9,023
Net income	1,016	—	1,016
Other comprehensive income	—	3	3
Other	1	—	1
Balance at December 31, 2023	\$ 10,048	\$ (5)	\$ 10,043

See Notes to Consolidated Financial Statements

REPORT OF INDEPENDENT REGISTERED PUBLIC ACCOUNTING FIRM

To the shareholder and the Board of Directors of
Duke Energy Ohio, Inc.

Opinion on the Financial Statements

We have audited the accompanying consolidated balance sheets of Duke Energy Ohio, Inc. and subsidiaries (the "Company") as of December 31, 2023 and 2022, the related consolidated statements of operations and comprehensive income, changes in equity, and cash flows, for each of the three years in the period ended December 31, 2023, and the related notes (collectively referred to as the "financial statements"). In our opinion, the financial statements present fairly, in all material respects, the financial position of the Company as of December 31, 2023 and 2022, and the results of its operations and its cash flows for each of the three years in the period ended December 31, 2023, in conformity with accounting principles generally accepted in the United States of America.

Basis for Opinion

These financial statements are the responsibility of the Company's management. Our responsibility is to express an opinion on the Company's financial statements based on our audits. We are a public accounting firm registered with the Public Company Accounting Oversight Board (United States) (PCAOB) and are required to be independent with respect to the Company in accordance with the U.S. federal securities laws and the applicable rules and regulations of the Securities and Exchange Commission and the PCAOB.

We conducted our audits in accordance with the standards of the PCAOB. Those standards require that we plan and perform the audit to obtain reasonable assurance about whether the financial statements are free of material misstatement, whether due to error or fraud. The Company is not required to have, nor were we engaged to perform, an audit of its internal control over financial reporting. As part of our audits, we are required to obtain an understanding of internal control over financial reporting but not for the purpose of expressing an opinion on the effectiveness of the Company's internal control over financial reporting. Accordingly, we express no such opinion.

Our audits included performing procedures to assess the risks of material misstatement of the financial statements, whether due to error or fraud, and performing procedures that respond to those risks. Such procedures included examining, on a test basis, evidence regarding the amounts and disclosures in the financial statements. Our audits also included evaluating the accounting principles used and significant estimates made by management, as well as evaluating the overall presentation of the financial statements. We believe that our audits provide a reasonable basis for our opinion.

Critical Audit Matter

The critical audit matter communicated below is a matter arising from the current-period audit of the financial statements that was communicated or required to be communicated to the audit committee and that (1) relates to accounts or disclosures that are material to the financial statements and (2) involved our especially challenging, subjective, or complex judgments. The communication of critical audit matters does not alter in any way our opinion on the financial statements, taken as a whole, and we are not, by communicating the critical audit matter below, providing a separate opinion on the critical audit matter or on the accounts or disclosures to which it relates.

Regulatory Matters – Impact of Rate Regulation on the Financial Statements – Refer to Notes 1 and 4 to the financial statements.

Critical Audit Matter Description

The Company is subject to rate regulation by the Public Utilities Commission of Ohio and by the Kentucky Public Service Commission (collectively the "Commissions"), which have jurisdiction with respect to the electric and gas rates of the Company. Management has determined it meets the criteria for the application of regulated operations accounting in preparing its financial statements under accounting principles generally accepted in the United States of America. Judgment can be required to determine if otherwise recognizable incurred costs qualify to be presented as a regulatory asset and deferred because such costs are probable of future recovery in customer rates.

We identified the impact of rate regulation related to regulatory assets as a critical audit matter due to the judgments made by management, including assumptions regarding the outcome of future decisions by the Commissions to support its assertions on the likelihood of future recovery for deferred costs. Given that management's accounting judgments are based on assumptions about the outcome of future decisions by the Commissions, auditing these judgments required specialized knowledge of accounting for rate regulation and the ratemaking process due to its inherent complexities as it relates to regulatory assets.

PART II

How the Critical Audit Matter Was Addressed in the Audit

Our audit procedures related to the recovery of regulatory assets included the following, among others:

- We tested the effectiveness of management's controls over the evaluation of the likelihood of the recovery in future rates and the monitoring and evaluation of regulatory developments that may affect the likelihood of recovering costs in future rates.
- We evaluated the Company's disclosures related to the impacts of rate regulation, including the balances recorded and regulatory developments.
- We read relevant regulatory orders issued by the Commissions, and other publicly available information to assess the likelihood of recovery in future rates based on precedents of the Commissions' treatment of similar costs under similar circumstances. We evaluated the external information and compared it to management's recorded balances for completeness.
- We evaluated management's judgments regarding the recoverability of regulatory asset balances by performing the following:
 - We inquired of management regarding changes in regulatory orders and regulatory asset balances during the year.
 - We evaluated the reasonableness of such changes based on our knowledge of commission-approved amortization, expected incurred costs, and recently approved regulatory orders, as applicable.
 - We utilized trend analyses to evaluate the historical consistency of regulatory asset balances.
 - We compared the recorded regulatory asset balance to an independently developed expectation of the corresponding balance.
- We obtained representation from management asserting that regulatory assets recorded in the financial statements are probable of recovery.

/s/ Deloitte & Touche LLP

Charlotte, North Carolina

February 23, 2024

We have served as the Company's auditor since 2002.

PART II

DUKE ENERGY OHIO, INC.

CONSOLIDATED STATEMENTS OF OPERATIONS AND COMPREHENSIVE INCOME

(in millions)	Years Ended December 31,		
	2023	2022	2021
Operating Revenues			
Regulated electric	\$ 1,868	\$ 1,798	\$ 1,493
Regulated natural gas	639	716	544
Total operating revenues	2,507	2,514	2,037
Operating Expenses			
Fuel used in electric generation and purchased power	608	657	409
Cost of natural gas	163	261	136
Operation, maintenance and other	478	523	479
Depreciation and amortization	367	324	307
Property and other taxes	364	369	355
Impairment of assets and other charges	3	(10)	25
Total operating expenses	1,983	2,124	1,711
Gains on Sales of Other Assets and Other, net	1	1	1
Operating Income	525	391	327
Other Income and Expenses, net	41	19	18
Interest Expense	169	129	111
Income Before Income Taxes	397	281	234
Income Tax (Benefit) Expense	63	(21)	30
Net Income and Comprehensive Income	\$ 334	\$ 302	\$ 204

See Notes to Consolidated Financial Statements

PART II

DUKE ENERGY OHIO, INC.

CONSOLIDATED BALANCE SHEETS

(in millions)	December 31,	
	2023	2022
ASSETS		
Current Assets		
Cash and cash equivalents	\$ 24	\$ 16
Receivables (net of allowance for doubtful accounts of \$9 at 2023 and \$6 at 2022)	112	73
Receivables from affiliated companies	239	247
Inventory	179	144
Regulatory assets	73	103
Other	134	86
Total current assets	761	669
Property, Plant and Equipment		
Cost	13,210	12,497
Accumulated depreciation and amortization	(3,451)	(3,250)
Net property, plant and equipment	9,759	9,247
Other Noncurrent Assets		
Goodwill	920	920
Regulatory assets	676	581
Operating lease right-of-use assets, net	16	18
Other	84	71
Total other noncurrent assets	1,696	1,590
Total Assets	\$ 12,216	\$ 11,506
LIABILITIES AND EQUITY		
Current Liabilities		
Accounts payable	\$ 338	\$ 380
Accounts payable to affiliated companies	71	72
Notes payable to affiliated companies	613	497
Taxes accrued	316	317
Interest accrued	35	29
Current maturities of long-term debt	—	475
Asset retirement obligations	6	17
Regulatory liabilities	56	99
Other	65	74
Total current liabilities	1,500	1,960
Long-Term Debt	3,493	2,745
Long-Term Debt Payable to Affiliated Companies	25	25
Other Noncurrent Liabilities		
Deferred income taxes	1,272	1,136
Asset retirement obligations	130	137
Regulatory liabilities	497	534
Operating lease liabilities	16	17
Accrued pension and other post-retirement benefit costs	97	90
Other	86	96
Total other noncurrent liabilities	2,098	2,010
Commitments and Contingencies		
Equity		
Common stock, \$8.50 par value, 120 million shares authorized; 90 million shares outstanding at 2023 and 2022	762	762
Additional paid-in capital	3,100	3,100
Retained earnings	1,238	904
Total equity	5,100	4,766
Total Liabilities and Equity	\$ 12,216	\$ 11,506

See Notes to Consolidated Financial Statements

PART II

DUKE ENERGY OHIO, INC.

CONSOLIDATED STATEMENTS OF CASH FLOWS

(in millions)	Years Ended December 31,		
	2023	2022	2021
CASH FLOWS FROM OPERATING ACTIVITIES			
Net income	\$ 334	\$ 302	\$ 204
Adjustments to reconcile net income to net cash provided by operating activities:			
Depreciation, amortization and accretion	371	328	311
Equity component of AFUDC	(9)	(7)	(7)
Impairment of assets and other charges	3	(10)	25
Deferred income taxes	113	(22)	42
Contributions to qualified pension plans	(5)	(3)	—
Payments for asset retirement obligations	(13)	(12)	(2)
Provision for rate refunds	—	5	16
(Increase) decrease in			
Receivables	(38)	23	6
Receivables from affiliated companies	(40)	(5)	(25)
Inventory	(35)	(28)	(6)
Other current assets	(23)	(55)	(60)
Increase (decrease) in			
Accounts payable	(34)	44	38
Accounts payable to affiliated companies	(1)	8	(4)
Taxes accrued	(1)	42	26
Other current liabilities	(54)	(63)	11
Other assets	(24)	(29)	(43)
Other liabilities	(38)	64	27
Net cash provided by operating activities	506	582	559
CASH FLOWS FROM INVESTING ACTIVITIES			
Capital expenditures	(939)	(850)	(848)
Net proceeds from the sales of other assets	75	—	—
Notes receivable from affiliated companies	48	(105)	(10)
Other	(67)	(67)	(60)
Net cash used in investing activities	(883)	(1,022)	(918)
CASH FLOWS FROM FINANCING ACTIVITIES			
Proceeds from the issuance of long-term debt	774	50	150
Payments for the redemption of long-term debt	(500)	—	(50)
Notes payable to affiliated companies	116	395	(67)
Capital contribution from parent	—	—	325
Other	(5)	(2)	—
Net cash provided by financing activities	385	443	358
Net increase (decrease) in cash and cash equivalents	8	3	(1)
Cash and cash equivalents at beginning of period	16	13	14
Cash and cash equivalents at end of period	\$ 24	\$ 16	\$ 13
Supplemental Disclosures:			
Cash paid for interest, net of amount capitalized	\$ 158	\$ 126	\$ 107
Cash paid for (received from) income taxes	58	(35)	9
Significant non-cash transactions:			
Accrued capital expenditures	115	123	135

See Notes to Consolidated Financial Statements

PART II

DUKE ENERGY OHIO, INC.

CONSOLIDATED STATEMENTS OF CHANGES IN EQUITY

(in millions)	Common Stock	Additional Paid-in Capital	Retained Earnings	Total Equity
Balance at December 31, 2020	\$ 762	\$ 2,776	\$ 397	\$ 3,935
Net income	—	—	204	204
Contribution from parent	—	325	—	325
Other	—	(1)	1	—
Balance at December 31, 2021	\$ 762	\$ 3,100	\$ 602	\$ 4,464
Net income	—	—	302	302
Balance at December 31, 2022	\$ 762	\$ 3,100	\$ 904	\$ 4,766
Net income	—	—	334	334
Balance at December 31, 2023	\$ 762	\$ 3,100	\$ 1,238	\$ 5,100

See Notes to Consolidated Financial Statements

REPORT OF INDEPENDENT REGISTERED PUBLIC ACCOUNTING FIRM

To the shareholder and the Board of Directors of
Duke Energy Indiana, LLC

Opinion on the Financial Statements

We have audited the accompanying consolidated balance sheets of Duke Energy Indiana, LLC and subsidiary (the “Company”) as of December 31, 2023 and 2022, the related consolidated statements of operations and comprehensive income, changes in equity, and cash flows, for each of the three years in the period ended December 31, 2023, and the related notes (collectively referred to as the “financial statements”). In our opinion, the financial statements present fairly, in all material respects, the financial position of the Company as of December 31, 2023 and 2022, and the results of its operations and its cash flows for each of the three years in the period ended December 31, 2023, in conformity with accounting principles generally accepted in the United States of America.

Basis for Opinion

These financial statements are the responsibility of the Company’s management. Our responsibility is to express an opinion on the Company’s financial statements based on our audits. We are a public accounting firm registered with the Public Company Accounting Oversight Board (United States) (PCAOB) and are required to be independent with respect to the Company in accordance with the U.S. federal securities laws and the applicable rules and regulations of the Securities and Exchange Commission and the PCAOB.

We conducted our audits in accordance with the standards of the PCAOB. Those standards require that we plan and perform the audit to obtain reasonable assurance about whether the financial statements are free of material misstatement, whether due to error or fraud. The Company is not required to have, nor were we engaged to perform, an audit of its internal control over financial reporting. As part of our audits, we are required to obtain an understanding of internal control over financial reporting but not for the purpose of expressing an opinion on the effectiveness of the Company’s internal control over financial reporting. Accordingly, we express no such opinion.

Our audits included performing procedures to assess the risks of material misstatement of the financial statements, whether due to error or fraud, and performing procedures that respond to those risks. Such procedures included examining, on a test basis, evidence regarding the amounts and disclosures in the financial statements. Our audits also included evaluating the accounting principles used and significant estimates made by management, as well as evaluating the overall presentation of the financial statements. We believe that our audits provide a reasonable basis for our opinion.

Critical Audit Matter

The critical audit matter communicated below is a matter arising from the current-period audit of the financial statements that was communicated or required to be communicated to the audit committee and that (1) relates to accounts or disclosures that are material to the financial statements and (2) involved our especially challenging, subjective, or complex judgments. The communication of critical audit matters does not alter in any way our opinion on the financial statements, taken as a whole, and we are not, by communicating the critical audit matter below, providing a separate opinion on the critical audit matter or on the accounts or disclosures to which it relates.

Regulatory Matters – Impact of Rate Regulation on the Financial Statements – Refer to Notes 1, 4 and 10 to the financial statements.

Critical Audit Matter Description

The Company is subject to rate regulation by the Indiana Utility Regulatory Commission (the “Commission”), which has jurisdiction with respect to the electric rates of the Company. Management has determined it meets the criteria for the application of regulated operations accounting in preparing its financial statements under accounting principles generally accepted in the United States of America. Judgment can be required to determine if otherwise recognizable incurred costs qualify to be presented as a regulatory asset and deferred because such costs are probable of future recovery in customer rates. As discussed in Note 4, regulatory proceedings in recent years in Indiana have focused on the recoverability of fuel costs and asset retirement obligations specific to coal ash. As a result, assessing the potential outcomes of future regulatory orders requires management judgment.

We identified the impact of rate regulation related to regulatory assets as a critical audit matter due to the judgments made by management, including assumptions regarding the outcome of future decisions by the Commission to support its assertions on the likelihood of future recovery for deferred costs. Given that management’s accounting judgments are based on assumptions about the outcome of future decisions by the Commission, auditing these judgments required specialized knowledge of accounting for rate regulation and the ratemaking process due to its inherent complexities as it relates to regulatory assets.

PART II

How the Critical Audit Matter Was Addressed in the Audit

Our audit procedures related to the recovery of regulatory assets included the following, among others:

- We tested the effectiveness of management's controls over the evaluation of the likelihood of the recovery in future rates and the monitoring and evaluation of regulatory developments that may affect the likelihood of recovering costs in future rates.
- We evaluated the Company's disclosures related to the impacts of rate regulation, including the balances recorded and regulatory developments.
- We read relevant regulatory orders issued by the Commission, and other publicly available information to assess the likelihood of recovery in future rates based on precedents of the Commission's treatment of similar costs under similar circumstances. We evaluated the external information and compared it to management's recorded balances for completeness.
- For regulatory matters in process, we inspected the Company's and intervenors' filings with the Commission, that may impact the Company's future rates, for any evidence that might contradict management's assertions.
- We evaluated the reasonableness of management's judgments regarding the recoverability of regulatory asset balances by performing the following:
 - We inquired of management regarding changes in regulatory orders and regulatory asset balances during the year.
 - We evaluated the reasonableness of such changes based on our knowledge of commission-approved amortization, expected incurred costs, and recently approved regulatory orders, as applicable.
 - We utilized trend analyses to evaluate the historical consistency of regulatory asset balances.
 - We compared the recorded regulatory asset balance to an independently developed expectation of the corresponding balance.
- We performed audit procedures on the incurred asset retirement obligations requested for recovery to confirm their completeness and accuracy.
- We obtained an analysis from management and letters from internal legal counsel for asset retirement obligations specific to coal ash costs, regarding probability of recovery for deferred costs not yet addressed in a regulatory order to assess management's assertion that amounts are probable of recovery.
- We obtained representation from management asserting that regulatory assets recorded in the financial statements are probable of recovery.
- We performed substantive analytical procedures on the recoverability of deferred fuel costs.

/s/ Deloitte & Touche LLP

Charlotte, North Carolina

February 23, 2024

We have served as the Company's auditor since 2002.

PART II

DUKE ENERGY INDIANA, LLC

CONSOLIDATED STATEMENTS OF OPERATIONS AND COMPREHENSIVE INCOME

(in millions)	Years Ended December 31,		
	2023	2022	2021
Operating Revenues	\$ 3,399	\$ 3,922	\$ 3,174
Operating Expenses			
Fuel used in electric generation and purchased power	1,217	1,819	985
Operation, maintenance and other	713	729	750
Depreciation and amortization	666	645	615
Property and other taxes	59	75	73
Impairment of assets and other charges	—	388	9
Total operating expenses	2,655	3,656	2,432
Operating Income	744	266	742
Other Income and Expenses, net	76	36	42
Interest Expense	213	189	196
Income Before Income Taxes	607	113	588
Income Tax (Benefit) Expense	110	(24)	107
Net Income and Comprehensive Income	\$ 497	\$ 137	\$ 481

See Notes to Consolidated Financial Statements

PART II

DUKE ENERGY INDIANA, LLC

CONSOLIDATED BALANCE SHEETS

(in millions)	December 31,	
	2023	2022
ASSETS		
Current Assets		
Cash and cash equivalents	\$ 8	\$ 31
Receivables (net of allowance for doubtful accounts of \$5 at 2023 and \$4 at 2022)	156	112
Receivables from affiliated companies	197	298
Inventory	582	489
Regulatory assets	102	249
Other	98	197
Total current assets	1,143	1,376
Property, Plant and Equipment		
Cost	18,900	18,121
Accumulated depreciation and amortization	(6,501)	(6,021)
Net property, plant and equipment	12,399	12,100
Other Noncurrent Assets		
Regulatory assets	894	875
Operating lease right-of-use assets, net	50	49
Other	325	254
Total other noncurrent assets	1,269	1,178
Total Assets	\$ 14,811	\$ 14,654
LIABILITIES AND EQUITY		
Current Liabilities		
Accounts payable	\$ 300	\$ 391
Accounts payable to affiliated companies	176	206
Notes payable to affiliated companies	256	435
Taxes accrued	66	92
Interest accrued	54	48
Current maturities of long-term debt	4	303
Asset retirement obligations	120	207
Regulatory liabilities	209	187
Other	184	161
Total current liabilities	1,369	2,030
Long-Term Debt	4,348	3,854
Long-Term Debt Payable to Affiliated Companies	150	150
Other Noncurrent Liabilities		
Deferred income taxes	1,436	1,299
Asset retirement obligations	689	744
Regulatory liabilities	1,459	1,454
Operating lease liabilities	46	47
Accrued pension and other post-retirement benefit costs	115	122
Investment tax credits	186	186
Other	—	65
Total other noncurrent liabilities	3,931	3,917
Commitments and Contingencies		
Equity		
Member's equity	5,012	4,702
Accumulated other comprehensive income	1	1
Total equity	5,013	4,703
Total Liabilities and Equity	\$ 14,811	\$ 14,654

See Notes to Consolidated Financial Statements

PART II

DUKE ENERGY INDIANA, LLC

CONSOLIDATED STATEMENTS OF CASH FLOWS

(in millions)	Years Ended December 31,		
	2023	2022	2021
CASH FLOWS FROM OPERATING ACTIVITIES			
Net income	\$ 497	\$ 137	\$ 481
Adjustments to reconcile net income to net cash provided by operating activities:			
Depreciation, amortization and accretion	669	648	619
Equity component of AFUDC	(10)	(13)	(27)
Impairment of assets and other charges	—	388	9
Deferred income taxes	91	(64)	34
Contributions to qualified pension plans	(8)	(5)	—
Payments for asset retirement obligations	(81)	(82)	(67)
(Increase) decrease in			
Receivables	(40)	(3)	(33)
Receivables from affiliated companies	(8)	20	—
Inventory	(93)	(70)	55
Other current assets	138	(3)	(181)
Increase (decrease) in			
Accounts payable	(83)	105	76
Accounts payable to affiliated companies	42	(3)	8
Taxes accrued	(26)	34	12
Other current liabilities	128	9	13
Other assets	(69)	(10)	20
Other liabilities	7	13	(15)
Net cash provided by operating activities	1,154	1,101	1,004
CASH FLOWS FROM INVESTING ACTIVITIES			
Capital expenditures	(961)	(877)	(818)
Purchases of debt and equity securities	(68)	(61)	(142)
Proceeds from sales and maturities of debt and equity securities	55	48	65
Notes receivable from affiliated companies	109	(86)	(120)
Other	(66)	(55)	36
Net cash used in investing activities	(931)	(1,031)	(979)
CASH FLOWS FROM FINANCING ACTIVITIES			
Proceeds from the issuance of long-term debt	495	67	300
Payments for the redemption of long-term debt	(303)	(84)	(70)
Notes payable to affiliated companies	(178)	435	(131)
Distributions to parent	(259)	(462)	(125)
Other	(1)	(1)	—
Net cash used in financing activities	(246)	(45)	(26)
Net (decrease) increase in cash and cash equivalents	(23)	25	(1)
Cash and cash equivalents at beginning of period	31	6	7
Cash and cash equivalents at end of period	\$ 8	\$ 31	\$ 6
Supplemental Disclosures:			
Cash paid for interest, net of amount capitalized	\$ 202	\$ 186	\$ 194
Cash paid for income taxes	90	35	56
Significant non-cash transactions:			
Accrued capital expenditures	114	122	118

See Notes to Consolidated Financial Statements

PART II

DUKE ENERGY INDIANA, LLC

CONSOLIDATED STATEMENTS OF CHANGES IN EQUITY

(in millions)	Accumulated Other Comprehensive Income		
	Member's Equity	Pension and OPEB Adjustments	Total Equity
Balance at December 31, 2020	\$ 4,783	\$ —	\$ 4,783
Net income	481	—	481
Distributions to parent	(250)	—	(250)
Other	1	—	1
Balance at December 31, 2021	\$ 5,015	\$ —	\$ 5,015
Net income	137	—	137
Distributions to parent	(450)	—	(450)
Other	—	1	1
Balance at December 31, 2022	\$ 4,702	\$ 1	\$ 4,703
Net income	497	—	497
Distributions to parent	(187)	—	(187)
Balance at December 31, 2023	\$ 5,012	\$ 1	\$ 5,013

See Notes to Consolidated Financial Statements

REPORT OF INDEPENDENT REGISTERED PUBLIC ACCOUNTING FIRM

To the shareholder and the Board of Directors of
Piedmont Natural Gas Company, Inc.

Opinion on the Financial Statements

We have audited the accompanying consolidated balance sheets of Piedmont Natural Gas Company, Inc. and subsidiaries (the “Company”) as of December 31, 2023 and 2022, the related consolidated statements of operations and comprehensive income, changes in equity, and cash flows, for each of the three years in the period ended December 31, 2023, and the related notes (collectively referred to as the “financial statements”). In our opinion, the financial statements present fairly, in all material respects, the financial position of the Company as of December 31, 2023 and 2022 and the results of its operations and its cash flows for each of the three years in the period ended December 31, 2023, in conformity with accounting principles generally accepted in the United States of America.

Basis for Opinion

These financial statements are the responsibility of the Company’s management. Our responsibility is to express an opinion on the Company’s financial statements based on our audits. We are a public accounting firm registered with the Public Company Accounting Oversight Board (United States) (PCAOB) and are required to be independent with respect to the Company in accordance with the U.S. federal securities laws and the applicable rules and regulations of the Securities and Exchange Commission and the PCAOB.

We conducted our audits in accordance with the standards of the PCAOB. Those standards require that we plan and perform the audit to obtain reasonable assurance about whether the financial statements are free of material misstatement, whether due to error or fraud. The Company is not required to have, nor were we engaged to perform, an audit of its internal control over financial reporting. As part of our audits, we are required to obtain an understanding of internal control over financial reporting but not for the purpose of expressing an opinion on the effectiveness of the Company’s internal control over financial reporting. Accordingly, we express no such opinion.

Our audits included performing procedures to assess the risks of material misstatement of the financial statements, whether due to error or fraud, and performing procedures that respond to those risks. Such procedures included examining, on a test basis, evidence regarding the amounts and disclosures in the financial statements. Our audits also included evaluating the accounting principles used and significant estimates made by management, as well as evaluating the overall presentation of the financial statements. We believe that our audits provide a reasonable basis for our opinion.

Critical Audit Matter

The critical audit matter communicated below is a matter arising from the current-period audit of the financial statements that was communicated or required to be communicated to the audit committee and that (1) relates to accounts or disclosures that are material to the financial statements and (2) involved our especially challenging, subjective, or complex judgments. The communication of critical audit matters does not alter in any way our opinion on the financial statements, taken as a whole, and we are not, by communicating the critical audit matter below, providing a separate opinion on the critical audit matter or on the accounts or disclosures to which it relates.

Regulatory Matters – Impact of Rate Regulation on the Financial Statements – Refer to Notes 1 and 4 to the financial statements.

Critical Audit Matter Description

The Company is subject to rate regulation by the North Carolina Utilities Commission, the Public Service Commission of South Carolina, and the Tennessee Public Utility Commission (collectively the “Commissions”), which have jurisdiction with respect to the gas rates of the Company. Management has determined it meets the criteria for the application of regulated operations accounting in preparing its financial statements under accounting principles generally accepted in the United States of America. Judgment can be required to determine if otherwise recognizable incurred costs qualify to be presented as a regulatory asset and deferred because such costs are probable of future recovery in customer rates.

We identified the impact of rate regulation related to regulatory assets as a critical audit matter due to the judgments made by management, including assumptions regarding the outcome of future decisions by the Commissions to support its assertions on the likelihood of future recovery for deferred costs. Given that management’s accounting judgments are based on assumptions about the outcome of future decisions by the Commissions, auditing these judgments required specialized knowledge of accounting for rate regulation and the ratemaking process due to its inherent complexities as it relates to regulatory assets.

PART II

How the Critical Audit Matter Was Addressed in the Audit

Our audit procedures related to the recovery of regulatory assets included the following, among others:

- We tested the effectiveness of management's controls over the evaluation of the likelihood of the recovery in future rates and the monitoring and evaluation of regulatory developments that may affect the likelihood of recovering costs in future rates.
- We evaluated the Company's disclosures related to the impacts of rate regulation, including the balances recorded and regulatory developments.
- We read relevant regulatory orders issued by the Commissions, and other publicly available information to assess the likelihood of recovery in future rates based on precedents of the Commissions' treatment of similar costs under similar circumstances. We evaluated the external information and compared it to management's recorded balances for completeness.
- We evaluated management's judgments regarding the recoverability of regulatory asset balances by performing the following:
 - We inquired of management regarding changes in regulatory orders and regulatory asset balances during the year.
 - We evaluated the reasonableness of such changes based on our knowledge of commission-approved amortization, expected incurred costs, and recently approved regulatory orders, as applicable.
 - We utilized trend analyses to evaluate the historical consistency of regulatory asset balances.
 - We compared the recorded regulatory asset balance to an independently developed expectation of the corresponding balance.
- We obtained representation from management asserting that regulatory assets recorded in the financial statements are probable of recovery.

/s/ Deloitte & Touche LLP

Charlotte, North Carolina

February 23, 2024

We have served as the Company's auditor since 1951.

PART II

PIEDMONT NATURAL GAS COMPANY, INC.

CONSOLIDATED STATEMENTS OF OPERATIONS AND COMPREHENSIVE INCOME

(in millions)	Years Ended December 31,		
	2023	2022	2021
Operating Revenues			
Regulated natural gas	\$ 1,603	\$ 2,100	\$ 1,555
Nonregulated natural gas and other	25	24	14
Total operating revenues	1,628	2,124	1,569
Operating Expenses			
Cost of natural gas	430	1,015	569
Operation, maintenance and other	344	368	327
Depreciation and amortization	237	222	213
Property and other taxes	59	57	55
Impairment of assets and other charges	(4)	18	10
Total operating expenses	1,066	1,680	1,174
Gains on Sales of Other Assets and Other, net	—	4	—
Operating Income	562	448	395
Equity in earnings of unconsolidated affiliates	9	8	9
Other income and expense, net	57	46	55
Total other income and expenses	66	54	64
Interest Expense	165	140	119
Income Before Income Taxes	463	362	340
Income Tax Expense	84	39	30
Net Income and Comprehensive Income	\$ 379	\$ 323	\$ 310

See Notes to Consolidated Financial Statements

PART II

PIEDMONT NATURAL GAS COMPANY, INC.

CONSOLIDATED BALANCE SHEETS

(in millions)	December 31,	
	2023	2022
ASSETS		
Current Assets		
Receivables (net of allowance for doubtful accounts of \$11 at 2023 and \$14 at 2022)	\$ 311	\$ 436
Receivables from affiliated companies	10	11
Inventory	112	172
Regulatory assets	161	119
Other	7	4
Total current assets	601	742
Property, Plant and Equipment		
Cost	11,906	10,869
Accumulated depreciation and amortization	(2,259)	(2,081)
Facilities to be retired, net	2	9
Net property, plant and equipment	9,649	8,797
Other Noncurrent Assets		
Goodwill	49	49
Regulatory assets	410	392
Operating lease right-of-use assets, net	4	4
Investments in equity method unconsolidated affiliates	78	79
Other	276	272
Total other noncurrent assets	817	796
Total Assets	\$11,067	\$10,335
LIABILITIES AND EQUITY		
Current Liabilities		
Accounts payable	\$ 315	\$ 345
Accounts payable to affiliated companies	54	51
Notes payable to affiliated companies	538	514
Taxes accrued	89	74
Interest accrued	39	40
Current maturities of long-term debt	40	45
Regulatory liabilities	98	74
Other	77	81
Total current liabilities	1,250	1,224
Long-Term Debt	3,628	3,318
Other Noncurrent Liabilities		
Deferred income taxes	933	870
Asset retirement obligations	26	26
Regulatory liabilities	988	1,024
Operating lease liabilities	10	13
Accrued pension and other post-retirement benefit costs	8	7
Other	172	180
Total other noncurrent liabilities	2,137	2,120
Commitments and Contingencies		
Equity		
Common stock, no par value: 100 shares authorized and outstanding at 2023 and 2022	1,635	1,635
Retained earnings	2,416	2,037
Total Piedmont Natural Gas Company, Inc. stockholder's equity	4,051	3,672
Noncontrolling interests	1	1
Total equity	4,052	3,673
Total Liabilities and Equity	\$11,067	\$10,335

See Notes to Consolidated Financial Statements

PART II

PIEDMONT NATURAL GAS COMPANY, INC.

CONSOLIDATED STATEMENTS OF CASH FLOWS

(in millions)	Years Ended December 31,		
	2023	2022	2021
CASH FLOWS FROM OPERATING ACTIVITIES			
Net income	\$ 379	\$ 323	\$ 310
Adjustments to reconcile net income to net cash provided by operating activities:			
Depreciation and amortization	239	225	216
Equity component of AFUDC	(21)	(11)	(20)
Impairment of assets and other charges	(4)	18	10
Deferred income taxes	38	5	4
Contributions to qualified pension plans	(3)	(2)	—
Equity in earnings from unconsolidated affiliates	(9)	(8)	(9)
Provision for rate refunds	—	(3)	(4)
(Increase) decrease in			
Receivables	127	(111)	(77)
Receivables from affiliated companies	1	—	(1)
Inventory	58	(63)	(40)
Other current assets	(46)	32	33
Increase (decrease) in			
Accounts payable	(45)	40	(25)
Accounts payable to affiliated companies	3	11	(39)
Taxes accrued	15	11	37
Other current liabilities	27	36	(26)
Other assets	(7)	5	26
Other liabilities	10	(1)	(4)
Net cash provided by operating activities	762	507	391
CASH FLOWS FROM INVESTING ACTIVITIES			
Capital expenditures	(1,036)	(862)	(850)
Contributions to equity method investments	—	(8)	(9)
Other	(54)	(26)	(31)
Net cash used in investing activities	(1,090)	(896)	(890)
CASH FLOWS FROM FINANCING ACTIVITIES			
Proceeds from the issuance of long-term debt	348	394	347
Payments for the redemption of long-term debt	(45)	—	(160)
Notes payable to affiliated companies	25	(4)	(13)
Capital contribution from parent	—	—	325
Other	—	(1)	—
Net cash provided by financing activities	328	389	499
Net increase (decrease) in cash and cash equivalents	—	—	—
Cash and cash equivalents at beginning of period	—	—	—
Cash and cash equivalents at end of period	\$ —	\$ —	\$ —
Supplemental Disclosures:			
Cash paid for interest, net of amount capitalized	\$ 162	\$ 135	\$ 114
Cash paid for (received from) income taxes	28	23	(13)
Significant non-cash transactions:			
Accrued capital expenditures	223	207	97

See Notes to Consolidated Financial Statements

PART II

PIEDMONT NATURAL GAS COMPANY, INC.

CONSOLIDATED STATEMENTS OF CHANGES IN EQUITY

(in millions)	Common Stock	Retained Earnings	Total Piedmont Natural Gas Company, Inc. Equity	Noncontrolling Interests	Total Equity
Balance at December 31, 2020	\$ 1,310	\$ 1,405	\$ 2,715	\$ —	\$ 2,715
Net income	—	310	310	—	310
Contribution from parent	325	—	325	—	325
Other	—	(1)	(1)	—	(1)
Balance at December 31, 2021	\$ 1,635	\$ 1,714	\$ 3,349	\$ —	\$ 3,349
Net income	—	323	323	—	323
Other	—	—	—	1	1
Balance at December 31, 2022	\$ 1,635	\$ 2,037	\$ 3,672	\$ 1	\$ 3,673
Net income	—	379	379	—	379
Balance at December 31, 2023	\$ 1,635	\$ 2,416	\$ 4,051	\$ 1	\$ 4,052

See Notes to Consolidated Financial Statements

Combined Notes to Consolidated Financial Statements

For the Years Ended December 31, 2023, 2022 and 2021

Index to Combined Notes To Consolidated Financial Statements

The notes to the consolidated financial statements are a combined presentation. The following table indicates the registrants to which the notes apply.

Registrant	Applicable Notes																											
	1	2	3	4	5	6	7	8	9	10	11	12	13	14	15	16	17	18	19	20	21	22	23	24	25	26	27	
Duke Energy	•	•	•	•	•	•	•	•	•	•	•	•	•	•	•	•	•	•	•	•	•	•	•	•	•	•	•	•
Duke Energy Carolinas	•		•	•	•	•	•		•	•	•	•		•	•	•	•	•	•	•	•	•	•	•	•	•	•	•
Progress Energy	•		•	•	•	•	•			•	•	•		•	•	•	•	•	•	•	•	•	•	•	•	•	•	•
Duke Energy Progress	•		•	•	•	•	•			•	•	•		•	•	•	•	•	•	•	•	•	•	•	•	•	•	•
Duke Energy Florida	•		•	•	•	•	•			•	•	•		•	•	•	•	•	•	•	•	•	•	•	•	•	•	•
Duke Energy Ohio	•		•	•	•	•	•			•	•	•		•	•	•	•	•	•	•	•	•	•	•	•	•	•	•
Duke Energy Indiana	•	•	•	•	•	•	•		•	•	•	•		•	•	•	•	•	•	•	•	•	•	•	•	•	•	•
Piedmont	•		•	•	•	•	•			•	•	•	•	•	•	•	•	•	•	•	•	•	•	•	•	•	•	•

Tables within the notes may not sum across due to (i) Progress Energy's consolidation of Duke Energy Progress, Duke Energy Florida and other subsidiaries that are not registrants and (ii) subsidiaries that are not registrants but included in the consolidated Duke Energy balances.

1. SUMMARY OF SIGNIFICANT ACCOUNTING POLICIES**NATURE OF OPERATIONS AND BASIS OF CONSOLIDATION**

Duke Energy is an energy company headquartered in Charlotte, North Carolina, subject to regulation by the FERC and other regulatory agencies listed below. Duke Energy operates in the U.S. primarily through its direct and indirect subsidiaries. Certain Duke Energy subsidiaries are also subsidiary registrants, including Duke Energy Carolinas; Progress Energy; Duke Energy Progress; Duke Energy Florida; Duke Energy Ohio; Duke Energy Indiana and Piedmont. When discussing Duke Energy's consolidated financial information, it necessarily includes the results of its separate Subsidiary Registrants, which along with Duke Energy, are collectively referred to as the Duke Energy Registrants.

The information in these combined notes relates to each of the Duke Energy Registrants as noted in the Index to Combined Notes to Consolidated Financial Statements. However, none of the Subsidiary Registrants make any representation as to information related solely to Duke Energy or the Subsidiary Registrants of Duke Energy other than itself.

These Consolidated Financial Statements include, after eliminating intercompany transactions and balances, the accounts of the Duke Energy Registrants and subsidiaries or VIEs where the respective Duke Energy Registrants have control. See Note 18 for additional information on VIEs. These Consolidated Financial Statements also reflect the Duke Energy Registrants' proportionate share of certain jointly owned generation and transmission facilities. See Note 9 for additional information on joint ownership. Substantially all of the Subsidiary Registrants' operations qualify for regulatory accounting.

Duke Energy Carolinas is a regulated public utility primarily engaged in the generation, transmission, distribution and sale of electricity in portions of North Carolina and South Carolina. Duke Energy Carolinas is subject to the regulatory provisions of the NCUC, PSCSC, NRC and FERC.

Progress Energy is a public utility holding company, which conducts operations through its wholly owned subsidiaries, Duke Energy Progress and Duke Energy Florida. Progress Energy is subject to regulation by FERC and other regulatory agencies listed below.

Duke Energy Progress is a regulated public utility primarily engaged in the generation, transmission, distribution and sale of electricity in portions of North Carolina and South Carolina. Duke Energy Progress is subject to the regulatory provisions of the NCUC, PSCSC, NRC and FERC.

Duke Energy Florida is a regulated public utility primarily engaged in the generation, transmission, distribution and sale of electricity in portions of Florida. Duke Energy Florida is subject to the regulatory provisions of the FPSC, NRC and FERC.

Duke Energy Ohio is a regulated public utility primarily engaged in the transmission and distribution of electricity in portions of Ohio and Kentucky, the generation and sale of electricity in portions of Kentucky and the transportation and sale of natural gas in portions of Ohio and Kentucky. Duke Energy Ohio conducts competitive auctions for retail electricity supply in Ohio whereby the energy price is recovered from retail customers and recorded in Operating Revenues on the Consolidated Statements of Operations and Comprehensive Income. Operations in Kentucky are conducted through its wholly owned subsidiary, Duke Energy Kentucky. References herein to Duke Energy Ohio collectively include Duke Energy Ohio and its subsidiaries, unless otherwise noted. Duke Energy Ohio is subject to the regulatory provisions of the PUCO, KPSC and FERC.

Duke Energy Indiana is a regulated public utility primarily engaged in the generation, transmission, distribution and sale of electricity in portions of Indiana. Duke Energy Indiana is subject to the regulatory provisions of the IURC and FERC.

Piedmont is a regulated public utility primarily engaged in the distribution of natural gas in portions of North Carolina, South Carolina and Tennessee. Piedmont is subject to the regulatory provisions of the NCUC, PSCSC, TPUC and FERC.

Certain prior year amounts have been reclassified to conform to the current year presentation.

Combined Notes to Consolidated Financial Statements – (Continued)**Other Current Assets and Liabilities**

The following table provides a description of amounts included in Other within Current Assets or Current Liabilities that exceed 5% of total Current Assets or Current Liabilities on the Duke Energy Registrants' Consolidated Balance Sheets at either December 31, 2023, or 2022.

(in millions)	Location	December 31,	
		2023	2022
Duke Energy Carolinas			
Accrued compensation	Current Liabilities	\$ 224	\$ 247
Duke Energy Florida			
Customer deposits/Collateral liabilities	Current Liabilities	\$ 168	\$ 200
Duke Energy Ohio			
Gas Storage	Current Assets	\$ 23	\$ 57
Tax receivables	Current Assets	95	4
Duke Energy Indiana			
Mark-to-market transactions	Current Assets	\$ 18	\$ 110
Customer advances	Current Liabilities	\$ 87	\$ 51

Discontinued Operations

Duke Energy has elected to present cash flows of discontinued operations combined with cash flows of continuing operations. Unless otherwise noted, the notes to these consolidated financial statements exclude amounts related to discontinued operations for all periods presented. For the years ended December 31, 2023, 2022 and 2021, the Loss From Discontinued Operations, net of tax on Duke Energy's Consolidated Statements of Operations includes amounts related to noncontrolling interests. A portion of Noncontrolling interests on Duke Energy's Consolidated Balance Sheets relates to discontinued operations for the periods presented. See Note 2 for discussion of discontinued operations related to the Commercial Renewables Disposal Groups.

Noncontrolling Interest

Duke Energy maintains a controlling financial interest in certain less than wholly owned subsidiaries. As a result, Duke Energy consolidates these subsidiaries and presents the third-party investors' portion of Duke Energy's net income (loss), net assets and comprehensive income (loss) as noncontrolling interest. Noncontrolling interest is included as a component of equity on the Consolidated Balance Sheets. Operating agreements of Duke Energy's subsidiaries with noncontrolling interest allocate profit and loss based on their pro rata shares of the ownership interest in the respective subsidiary. Therefore, Duke Energy allocates net income or loss and other comprehensive income or loss of these subsidiaries to the owners based on their pro rata shares.

SIGNIFICANT ACCOUNTING POLICIES**Use of Estimates**

In preparing financial statements that conform to GAAP, the Duke Energy Registrants must make estimates and assumptions that affect the reported amounts of assets and liabilities, the reported amounts of revenues and expenses and the disclosure of contingent assets and liabilities at the date of the financial statements. Actual results could differ from those estimates.

Regulatory Accounting

The majority of the Duke Energy Registrants' operations are subject to price regulation for the sale of electricity and natural gas by state utility commissions or FERC. When prices are set on the basis of specific costs of the regulated operations and an effective franchise is in place such that sufficient natural gas or electric services can be sold to recover those costs, the Duke Energy Registrants apply regulatory accounting. Regulatory accounting changes the timing of the recognition of costs or revenues relative to a company that does not apply regulatory accounting. As a result, regulatory assets and regulatory liabilities are recognized on the Consolidated Balance Sheets. Regulatory assets and liabilities are amortized consistent with the treatment of the related cost in the ratemaking process. Regulatory assets are reviewed for recoverability each reporting period. If a regulatory asset is no longer deemed probable of recovery, the deferred cost is charged to earnings. See Note 4 for further information.

Regulatory accounting rules also require recognition of a disallowance (also called "impairment") loss if it becomes probable that part of the cost of a plant under construction (or a recently completed plant or an abandoned plant) will be disallowed for ratemaking purposes and a reasonable estimate of the amount of the disallowance can be made. For example, if a cost cap is set for a plant still under construction, the amount of the disallowance is a result of a judgment as to the ultimate cost of the plant. These disallowances can require judgments on allowed future rate recovery.

When it becomes probable that regulated generation, transmission or distribution assets will be abandoned, the cost of the asset is removed from plant in service. The value that may be retained as a regulatory asset on the balance sheet for the abandoned property is dependent upon amounts that may be recovered through regulated rates, including any return. As such, an impairment charge could be partially or fully offset by the establishment of a regulatory asset if rate recovery is probable. The impairment charge for a disallowance of costs for regulated plants under construction, recently completed or abandoned is based on discounted cash flows.

The Duke Energy Registrants utilize cost-tracking mechanisms, commonly referred to as fuel adjustment clauses or PGA clauses. These clauses allow for the recovery of fuel and fuel-related costs, portions of purchased power, natural gas costs and hedging costs through surcharges on customer rates. The difference between the costs incurred and the surcharge revenues is recorded either as an adjustment to Operating Revenues, Operating Expenses – Fuel used in electric generation or Operating Expenses – Cost of natural gas on the Consolidated Statements of Operations, with an off-setting impact on regulatory assets or liabilities.

PART II

DUKE ENERGY CORPORATION • DUKE ENERGY CAROLINAS, LLC • PROGRESS ENERGY, INC. • DUKE ENERGY PROGRESS, LLC •
DUKE ENERGY FLORIDA, LLC • DUKE ENERGY OHIO, INC. • DUKE ENERGY INDIANA, LLC • PIEDMONT NATURAL GAS COMPANY, INC.

Combined Notes to Consolidated Financial Statements – (Continued)

Cash, Cash Equivalents and Restricted Cash

All highly liquid investments with maturities of three months or less at the date of acquisition are considered cash equivalents. Duke Energy, Progress Energy and Duke Energy Florida have restricted cash balances related primarily to collateral assets, escrow deposits and VIEs. Duke Energy Carolinas and

Duke Energy Progress have restricted cash balances related to VIEs from storm recovery bonds issued. See Note 18 for additional information. Restricted cash amounts are included in Other within Current Assets and Other Noncurrent Assets on the Consolidated Balance Sheets. The following table presents the components of cash, cash equivalents and restricted cash included in the Consolidated Balance Sheets.

(in millions)	December 31, 2023				
	Duke Energy	Duke Energy Carolinas	Progress Energy	Duke Energy Progress	Duke Energy Florida
Current Assets					
Cash and cash equivalents	\$ 253	\$ 9	\$ 59	\$ 18	\$ 24
Other	76	9	67	31	36
Other Noncurrent Assets					
Other	16	1	9	2	7
Total cash, cash equivalents and restricted cash	\$ 345	\$ 19	\$ 135	\$ 51	\$ 67

(in millions)	December 31, 2022				
	Duke Energy	Duke Energy Carolinas	Progress Energy	Duke Energy Progress	Duke Energy Florida
Current Assets					
Cash and cash equivalents	\$ 409	\$ 44	\$ 108	\$ 49	\$ 45
Other	82	8	74	28	41
Other Noncurrent Assets					
Other	11	1	2	2	—
Total cash, cash equivalents and restricted cash	\$ 502	\$ 53	\$ 184	\$ 79	\$ 86

Inventory

Inventory related to regulated operations is valued at historical cost. Inventory is charged to expense or capitalized to property, plant and equipment when issued, primarily using the average cost method. Excess or obsolete

inventory is written down to the lower of cost or net realizable value. Once inventory has been written down, it creates a new cost basis for the inventory that is not subsequently written up. Provisions for inventory write-offs were not material at December 31, 2023, and 2022, respectively. The components of inventory are presented in the tables below.

(in millions)	December 31, 2023							
	Duke Energy	Duke Energy Carolinas	Progress Energy	Duke Energy Progress	Duke Energy Florida	Duke Energy Ohio	Duke Energy Indiana	Piedmont
Materials and supplies	\$ 3,086	\$ 1,075	\$ 1,465	\$ 963	\$ 502	\$ 139	\$ 361	\$ 12
Coal	842	364	231	154	77	28	219	—
Natural gas, oil and other	364	45	205	110	95	12	2	100
Total inventory	\$ 4,292	\$ 1,484	\$ 1,901	\$ 1,227	\$ 674	\$ 179	\$ 582	\$ 112

Combined Notes to Consolidated Financial Statements – (Continued)

(in millions)	December 31, 2022							
	Duke Energy	Duke Energy Carolinas	Progress Energy	Duke Energy Progress	Duke Energy Florida	Duke Energy Ohio	Duke Energy Indiana	Piedmont
Materials and supplies	\$ 2,604	\$ 876	\$ 1,232	\$ 819	\$ 413	\$ 105	\$ 342	\$ 12
Coal	620	253	190	99	91	34	144	—
Natural gas, oil and other	360	35	157	88	69	5	3	160
Total inventory	\$ 3,584	\$ 1,164	\$ 1,579	\$ 1,006	\$ 573	\$ 144	\$ 489	\$ 172

Investments in Debt and Equity Securities

The Duke Energy Registrants classify investments in equity securities as FV-NI and investments in debt securities as AFS. Both categories are recorded at fair value on the Consolidated Balance Sheets. Realized and unrealized gains and losses on securities classified as FV-NI are reported through net income. Unrealized gains and losses for debt securities classified as AFS are included in AOCI until realized, unless it is determined the carrying value of an investment has a credit loss. For certain investments of regulated operations, such as substantially all of the NDTF, realized and unrealized gains and losses (including any credit losses) on debt securities are recorded as a regulatory asset or liability. The credit loss portion of debt securities of nonregulated operations are included in earnings. Investments in debt and equity securities are classified as either current or noncurrent based on management's intent and ability to sell these securities, taking into consideration current market liquidity. See Note 16 for further information.

Goodwill

Duke Energy, Progress Energy, Duke Energy Ohio and Piedmont perform annual goodwill impairment tests as of August 31 each year at the reporting unit level, which is determined to be a business segment or one level below. Duke Energy, Progress Energy, Duke Energy Ohio and Piedmont update these tests between annual tests if events or circumstances occur that would more likely than not reduce the fair value of a reporting unit below its carrying value. See Note 12 for further information.

Intangible Assets

Intangible assets are included in Other in Other Noncurrent Assets on the Consolidated Balance Sheets. Generally, intangible assets are amortized using an amortization method that reflects the pattern in which the economic benefits of the intangible asset are consumed or on a straight-line basis if that pattern is not readily determinable. Amortization of intangibles is reflected in Depreciation and amortization on the Consolidated Statements of Operations. Intangible assets are subject to impairment testing and if impaired, the carrying value is accordingly reduced.

RECs are used to measure compliance with renewable energy standards and are held primarily for consumption. See Note 12 for further information.

Long-Lived Asset Impairments

The Duke Energy Registrants evaluate long-lived assets that are held and used, excluding goodwill, for impairment when circumstances indicate the carrying value of those assets may not be recoverable. An impairment exists when a long-lived asset's carrying value exceeds the estimated undiscounted cash flows expected to result from the use and eventual disposition of the asset. The estimated cash flows may be based on alternative expected outcomes

that are probability weighted. If the carrying value of the long-lived asset is not recoverable based on these estimated future undiscounted cash flows, the carrying value of the asset is written down to its then current estimated fair value and an impairment charge is recognized.

The Duke Energy Registrants assess fair value of long-lived assets that are held and used using various methods, including recent comparable third-party sales, internally developed discounted cash flow analysis and analysis from outside advisors. Triggering events to reassess cash flows may include, but are not limited to, significant changes in commodity prices, the condition of an asset or management's interest in selling the asset.

Property, Plant and Equipment

Property, plant and equipment are stated at the lower of depreciated historical cost net of any disallowances or fair value, if impaired. The Duke Energy Registrants capitalize all construction-related direct labor and material costs, as well as indirect construction costs such as general engineering, taxes and financing costs. See "Allowance for Funds Used During Construction and Interest Capitalized" section below for information on capitalized financing costs. Costs of renewals and betterments that extend the useful life of property, plant and equipment are also capitalized. The cost of repairs, replacements and major maintenance projects, which do not extend the useful life or increase the expected output of the asset, are expensed as incurred. Depreciation is generally computed over the estimated useful life of the asset using the composite straight-line method. Depreciation studies are conducted periodically to update composite rates and are approved by state utility commissions and/or the FERC when required. The composite weighted average depreciation rates, excluding nuclear fuel, are included in the table that follows.

	Years Ended December 31,		
	2023	2022	2021
Duke Energy	2.9%	3.0%	2.9%
Duke Energy Carolinas	2.7%	2.7%	2.7%
Progress Energy	3.3%	3.2%	3.1%
Duke Energy Progress	3.1%	3.0%	3.0%
Duke Energy Florida	3.5%	3.5%	3.3%
Duke Energy Ohio	2.8%	2.9%	2.9%
Duke Energy Indiana	3.6%	3.6%	3.6%
Piedmont	2.1%	2.1%	2.1%

In general, when the Duke Energy Registrants retire regulated property, plant and equipment, the original cost plus the cost of retirement, less salvage value and any depreciation already recognized, is charged to accumulated depreciation. However, when it becomes probable the asset will be retired substantially in advance of its original expected useful life or is abandoned, the cost of the asset and the corresponding accumulated depreciation is recognized as a separate asset. If the asset is still in operation, the net amount is classified

Combined Notes to Consolidated Financial Statements – (Continued)

as Facilities to be retired, net on the Consolidated Balance Sheets. If the asset is no longer operating, the net amount is classified in Regulatory assets on the Consolidated Balance Sheets if deemed recoverable (see discussion of long-lived asset impairments above). The carrying value of the asset is based on historical cost if the Duke Energy Registrants are allowed to recover the remaining net book value and a return equal to at least the incremental borrowing rate. If not, an impairment is recognized to the extent the net book value of the asset exceeds the present value of future revenues discounted at the incremental borrowing rate.

When the Duke Energy Registrants sell entire regulated operating units, the original cost and accumulated depreciation and amortization balances are removed from Property, Plant and Equipment on the Consolidated Balance Sheets. Any gain or loss is recorded in earnings, unless otherwise required by the applicable regulatory body. See Note 11 for additional information.

Other Noncurrent Assets

Duke Energy, through a nonregulated subsidiary, was the winner of the Carolina Long Bay offshore wind auction in May 2022 and recorded an asset of \$150 million related to the contract in Other within Other noncurrent assets on the Consolidated Balance Sheets as of December 31, 2023 and 2022. The asset is recorded at historical cost and is subject to impairment testing should circumstances indicate the carrying value may not be recoverable. In November 2022, Duke Energy committed to a plan to sell the Commercial Renewables business segment, excluding the offshore wind contract for Carolina Long Bay, which was moved to the EU&I segment. See Notes 2 and 3 for further information.

Leases

Duke Energy determines if an arrangement is a lease at contract inception based on whether the arrangement involves the use of a physically distinct identified asset and whether Duke Energy has the right to obtain substantially all of the economic benefits from the use of the asset throughout the period as well as the right to direct the use of the asset. As a policy election, Duke Energy does not evaluate arrangements with initial contract terms of less than one year as leases.

Operating leases are included in Operating lease ROU assets, net, Other current liabilities and Operating lease liabilities on the Consolidated Balance Sheets. Finance leases are included in Property, Plant and Equipment, Current maturities of long-term debt and Long-Term Debt on the Consolidated Balance Sheets.

For lessee and lessor arrangements, Duke Energy has elected a policy to not separate lease and non-lease components for all asset classes. For lessor arrangements, lease and non-lease components are only combined under one arrangement and accounted for under the lease accounting framework if the non-lease components are not the predominant component of the arrangement and the lease component would be classified as an operating lease.

Nuclear Fuel

Nuclear fuel is classified as Property, Plant and Equipment on the Consolidated Balance Sheets.

Nuclear fuel in the front-end fuel processing phase is considered work in progress and not amortized until placed in service. Amortization of nuclear fuel is included within Fuel used in electric generation and purchased power on the Consolidated Statements of Operations. Amortization is recorded using the units-of-production method.

Allowance for Funds Used During Construction and Interest Capitalized

For regulated operations, the debt and equity costs of financing the construction of property, plant and equipment are reflected as AFUDC and capitalized as a component of the cost of property, plant and equipment. AFUDC equity is reported on the Consolidated Statements of Operations as non-cash income in Other income and expenses, net. AFUDC debt is reported as a non-cash offset to Interest Expense. After construction is completed, the Duke Energy Registrants are permitted to recover these costs through their inclusion in rate base and the corresponding subsequent depreciation or amortization of those regulated assets.

AFUDC equity, a permanent difference for income taxes, reduces the ETR when capitalized and increases the ETR when depreciated or amortized. See Note 24 for additional information.

Asset Retirement Obligations

AROs are recognized for legal obligations associated with the retirement of property, plant and equipment. When recording an ARO, the present value of the projected liability is recognized in the period in which it is incurred, if a reasonable estimate of fair value can be made. The liability is accreted over time. For operating plants, the present value of the liability is added to the cost of the associated asset and depreciated over the remaining life of the asset. For retired plants, the present value of the liability is recorded as a regulatory asset unless determined not to be probable of recovery.

The present value of the initial obligation and subsequent updates are based on discounted cash flows, which include estimates regarding timing of future cash flows, selection of discount rates and cost escalation rates, among other factors. These estimates are subject to change. Depreciation expense is adjusted prospectively for any changes to the carrying amount of the associated asset. The Duke Energy Registrants receive amounts to fund the cost of the ARO for regulated operations through a combination of regulated revenues and earnings on the NDTF. As a result, amounts recovered in regulated revenues, earnings on the NDTF, accretion expense and depreciation of the associated asset are netted and deferred as a regulatory asset or liability.

Accounts Payable

Duke Energy has a voluntary supply chain finance program (the "program") that allows Duke Energy suppliers, at their sole discretion, to sell their receivables from Duke Energy to a global financial institution at a rate that leverages Duke Energy's credit rating and, which may result in favorable terms compared to the rate available to the supplier on their own credit rating. Suppliers participating in the program, determine at their sole discretion which invoices they will sell to the financial institution. Suppliers' decisions on which invoices are sold do not impact Duke Energy's payment terms, which are based on commercial terms negotiated between Duke Energy and the supplier regardless of program participation. The commercial terms negotiated between Duke Energy and its suppliers are consistent regardless of whether the supplier elects to participate in the program. Duke Energy does not issue any guarantees with respect to the program and does not participate in negotiations between suppliers and the financial institution. Duke Energy does not have an economic interest in the supplier's decision to participate in the program and receives no interest, fees or other benefit from the financial institution based on supplier participation in the program.

Combined Notes to Consolidated Financial Statements – (Continued)

The following table presents the outstanding accounts payable balance sold to the financial institution by our suppliers and the supplier invoices sold to the financial institution under the program included within Net cash provided

by operating activities on the Consolidated Statements of Cash Flows as of December 31, 2023, and December 31, 2022.

(in millions)	For the Years Ended December 31, 2022 and 2023							
	Duke Energy	Duke Energy Carolinas	Progress Energy	Duke Energy Progress	Duke Energy Florida	Duke Energy Ohio	Duke Energy Indiana	Piedmont
Confirmed obligations outstanding at December 31, 2021	\$ 19	\$ —	\$ 9	\$ —	\$ 9	\$ 6	\$ —	\$ 4
Invoices confirmed during the period	283	29	76	26	50	32	2	145
Confirmed invoices paid during the period	(215)	(23)	(66)	(18)	(48)	(33)	(2)	(92)
Confirmed obligations outstanding at December 31, 2022	\$ 87	\$ 6	\$ 19	\$ 8	\$ 11	\$ 5	\$ —	\$ 57
Invoices confirmed during the period	228	24	58	22	36	7	—	139
Confirmed invoices paid during the period	(265)	(30)	(74)	(30)	(44)	(12)	—	(149)
Confirmed obligations outstanding at December 31, 2023	\$ 50	\$ —	\$ 3	\$ —	\$ 3	\$ —	\$ —	\$ 47

Revenue Recognition

Duke Energy recognizes revenue as customers obtain control of promised goods and services in an amount that reflects consideration expected in exchange for those goods or services. Generally, the delivery of electricity and natural gas results in the transfer of control to customers at the time the commodity is delivered and the amount of revenue recognized is equal to the amount billed to each customer, including estimated volumes delivered when billings have not yet occurred. See Note 19 for further information.

Alternative Revenue Programs

Duke Energy accounts for certain types of programs established by the regulators in the states in which it operates, including decoupling mechanisms, as alternative revenue programs. Alternative revenue programs are contracts between an entity and its regulator, not a contract between an entity and a customer. Revenue arising from alternative revenue programs is presented as Regulated electric revenues and Regulated natural gas revenues on the Consolidated Statements of Operations. Revenue from alternative revenue programs is recognized in the period they are earned (i.e. during the period of revenue shortfall or excess due to fluctuations in customer usage or when specific targets are met resulting in the achievement of performance incentives or penalties) and a regulatory asset or liability on the Consolidated Balance Sheets is established which is subsequently billed or refunded to customers. Duke Energy recognizes revenue as alternative revenue programs for programs that have been authorized for rate recovery, are objectively determinable and probable of recovery, and are expected to be collected within 24 months. See Note 19 for disaggregated revenue information including revenue from contracts with customers and revenues recognized as alternative revenue programs.

Derivatives and Hedging

Derivative and non-derivative instruments may be used in connection with commodity price and interest rate activities, including swaps, futures, forwards and options. All derivative instruments, except those that qualify for the NPNS exception, are recorded on the Consolidated Balance Sheets at fair value. Qualifying derivative instruments may be designated as either cash flow hedges or fair value hedges. Other derivative instruments (undesignated contracts) either have not been designated or do not qualify as hedges. The effective portion of the change in the fair value of cash flow hedges is recorded in AOCI. The effective portion of the change in the fair value of a fair value hedge

is offset in net income by changes in the hedged item. For activity subject to regulatory accounting, gains and losses on derivative contracts are reflected as regulatory assets or liabilities and not as other comprehensive income or current period income. As a result, changes in fair value of these derivatives have no immediate earnings impact.

Formal documentation, including transaction type and risk management strategy, is maintained for all contracts accounted for as a hedge. At inception and at least every three months thereafter, the hedge contract is assessed to see if it is highly effective in offsetting changes in cash flows or fair values of hedged items.

See Note 15 for further information.

Captive Insurance Reserves

Duke Energy has captive insurance subsidiaries that provide coverage, on an indemnity basis, to the Subsidiary Registrants as well as certain third parties, on a limited basis, for financial losses, primarily related to property, workers' compensation and general liability. Liabilities include provisions for estimated losses incurred but not reported (IBNR), as well as estimated provisions for known claims. IBNR reserve estimates are primarily based upon historical loss experience, industry data and other actuarial assumptions. Reserve estimates are adjusted in future periods as actual losses differ from experience.

Duke Energy, through its captive insurance entities, also has reinsurance coverage with third parties for certain losses above a per occurrence and/or aggregate retention. Receivables for reinsurance coverage are recognized when realization is deemed probable.

Preferred Stock

Preferred stock is reviewed to determine the appropriate balance sheet classification and embedded features, such as call options, are evaluated to determine if they should be bifurcated and accounted for separately. Costs directly related to the issuance of preferred stock are recorded as a reduction of the proceeds received. The liability for the dividend is recognized when declared. The accumulated dividends on the cumulative preferred stock is recognized to net income available to Duke Energy Corporation in the EPS calculation. See Note 20 for further information.

Combined Notes to Consolidated Financial Statements – (Continued)**Loss Contingencies and Environmental Liabilities**

Contingent losses are recorded when it is probable a loss has occurred and the loss can be reasonably estimated. When a range of the probable loss exists and no amount within the range is a better estimate than any other amount, the minimum amount in the range is recorded. Unless otherwise required by GAAP, legal fees are expensed as incurred.

Environmental liabilities are recorded on an undiscounted basis when environmental remediation or other liabilities become probable and can be reasonably estimated. Environmental expenditures related to past operations that do not generate current or future revenues are expensed. Environmental expenditures related to operations that generate current or future revenues are expensed or capitalized, as appropriate. Certain environmental expenditures receive regulatory accounting treatment and are recorded as regulatory assets.

See Notes 4 and 5 for further information.

Severance and Special Termination Benefits

Duke Energy maintains severance plans for the general employee population under which, in general, the longer a terminated employee worked prior to termination the greater the amount of severance benefits provided. A liability for involuntary severance is recorded once an involuntary severance plan is committed to by management if involuntary severances are probable and can be reasonably estimated. For involuntary severance benefits incremental to its ongoing severance plan benefits, the fair value of the obligation is expensed at the communication date if there are no future service requirements or over the required future service period. Duke Energy also offers special termination benefits under voluntary severance programs. Special termination benefits are recorded immediately upon employee acceptance absent a significant retention period. Otherwise, the cost is recorded over the remaining service period. Employee acceptance of voluntary severance benefits is determined by management based on the facts and circumstances of the benefits being offered. See Note 21 for further information.

Guarantees

If necessary, liabilities are recognized at the time of issuance or material modification of a guarantee for the estimated fair value of the obligation it assumes. Fair value is estimated using a probability weighted approach. The obligation is reduced over the term of the guarantee or related contract in a systematic and rational method as risk is reduced. Duke Energy recognizes a liability for the best estimate of its loss due to the nonperformance of the guaranteed party. This liability is recognized at the inception of a guarantee and is updated periodically. See Note 8 for further information.

Income Taxes

Duke Energy and its subsidiaries file a consolidated federal income tax return and other state and foreign jurisdictional returns. The Subsidiary Registrants are parties to a tax-sharing agreement with Duke Energy. Income taxes recorded represent amounts the Subsidiary Registrants would incur as separate C-Corporations. Deferred income taxes have been provided for temporary differences between GAAP and tax bases of assets and liabilities because the differences create taxable or tax-deductible amounts for future

periods. ITCs associated with regulated operations are deferred and amortized as a reduction of income tax expense over the estimated useful lives of the related properties.

Accumulated deferred income taxes are valued using the enacted tax rate expected to apply to taxable income in the periods in which the deferred tax asset or liability is expected to be settled or realized. In the event of a change in tax rates, deferred tax assets and liabilities are remeasured as of the enactment date of the new rate. To the extent that the change in the value of the deferred tax represents an obligation to customers, the impact of the remeasurement is deferred to a regulatory liability. Remaining impacts are recorded in income from continuing operations. Duke Energy's results of operations could be impacted if the estimate of the tax effect of reversing temporary differences is not reflective of actual outcomes, is modified to reflect new developments or interpretations of the tax law, revised to incorporate new accounting principles, or changes in the expected timing or manner of a reversal.

Tax-related interest and penalties are recorded in Interest Expense and Other income and expenses, net in the Consolidated Statements of Operations.

See Note 24 for further information.

Excise Taxes

Certain excise taxes levied by state or local governments are required to be paid even if not collected from the customer. These taxes are recognized on a gross basis. Taxes for which Duke Energy operates merely as a collection agent for the state and local government are accounted for on a net basis. Excise taxes accounted for on a gross basis within both Operating Revenues and Property and other taxes in the Consolidated Statements of Operations were as follows.

(in millions)	Years Ended December 31,		
	2023	2022	2021
Duke Energy	\$ 458	\$ 449	\$ 420
Duke Energy Carolinas	27	47	44
Progress Energy	322	290	250
Duke Energy Progress	5	25	22
Duke Energy Florida	317	265	228
Duke Energy Ohio	106	104	102
Duke Energy Indiana	1	7	23
Piedmont	2	1	1

Dividend Restrictions and Unappropriated Retained Earnings

Duke Energy does not have any current legal, regulatory or other restrictions on paying common stock dividends to shareholders. However, if Duke Energy were to defer dividend payments on the preferred stock, the declaration of common stock dividends would be prohibited. See Note 20 for more information. Additionally, as further described in Note 4, Duke Energy Carolinas, Duke Energy Progress, Duke Energy Ohio, Duke Energy Indiana and Piedmont have restrictions on paying dividends or otherwise advancing funds to Duke Energy due to conditions established by regulators in conjunction with merger transaction approvals. At December 31, 2023, and 2022, an insignificant amount of Duke Energy's consolidated Retained earnings balance represents undistributed earnings of equity method investments.

Combined Notes to Consolidated Financial Statements – (Continued)**New Accounting Standards**

The following accounting standard was adopted by the Duke Energy Registrants in 2021.

Leases with Variable Lease Payments. In July 2021, the Financial Accounting Standards Board issued new accounting guidance requiring lessors to classify a lease with variable lease payments that do not depend on a reference index or rate as an operating lease if both of the following are met:

(1) the lease would have to be classified as a sales-type or direct financing lease under prior guidance, and (2) the lessor would have recognized a day-one loss. Duke Energy elected to adopt the guidance immediately upon issuance of the new standard and will be applying the new standard prospectively to new lease arrangements meeting the criteria. Duke Energy did not have any lease arrangements that this new accounting guidance materially impacted.

2. DISPOSITIONS

The following table summarizes the Loss from Discontinued Operations, net of tax recorded on Duke Energy's Consolidated Statements of Operations:

(in millions)	Years Ended December 31,		
	2023	2022	2021
Commercial Renewables Disposal Groups	\$ (1,457)	\$ (1,349)	\$ (151)
Other ^(a)	2	26	7
Loss from Discontinued Operations, net of tax	\$ (1,455)	\$ (1,323)	\$ (144)

(a) Amounts primarily represent income tax adjustments for previously sold businesses not related to the Commercial Renewables Disposal Groups.

Sale of Commercial Renewables Segment

In November 2022, Duke Energy committed to a plan to sell the Commercial Renewables business segment, excluding the offshore wind contract for Carolina Long Bay, which was moved to the EU&I segment. In June 2023, Duke Energy announced that it had entered into a purchase and sale agreement with affiliates of Brookfield for the sale of the utility-scale solar and wind group. Duke Energy closed on this transaction on October 25, 2023, for proceeds of \$1.1 billion, with approximately half of the proceeds received at closing and the remainder due 18 months after closing. The balance of the proceeds to be received is classified in Other, within Other Noncurrent Asset on Duke Energy's Consolidated Balance Sheets. In July 2023, Duke Energy announced that it had entered into a purchase and sale agreement with affiliates of ArcLight for the distributed generation group. Duke Energy closed on this transaction on October 4, 2023, and received proceeds of \$243 million. These proceeds amounts are gross of cash divested as part of the sales of the utility-scale wind and solar group and the distributed generation group,

which totaled approximately \$75 million. In March 2023, assets for certain projects were removed from the utility-scale solar and wind group and placed in a separate disposal group. The disposal process for the remaining assets is expected to be completed in the first half of 2024, with net proceeds from the dispositions not anticipated to be material.

Assets Held For Sale and Discontinued Operations

The Commercial Renewables Disposal Groups were classified as held for sale and as discontinued operations in the fourth quarter of 2022. No interest from corporate level debt was allocated to discontinued operations and no adjustments were made to the historical activity within the Consolidated Statements of Comprehensive Income, Consolidated Statements of Cash Flows or the Consolidated Statements of Changes in Equity. Unless otherwise noted, the notes to these consolidated financial statements exclude amounts related to discontinued operations for all periods presented.

PART II

DUKE ENERGY CORPORATION • DUKE ENERGY CAROLINAS, LLC • PROGRESS ENERGY, INC. • DUKE ENERGY PROGRESS, LLC •
DUKE ENERGY FLORIDA, LLC • DUKE ENERGY OHIO, INC. • DUKE ENERGY INDIANA, LLC • PIEDMONT NATURAL GAS COMPANY, INC.

Combined Notes to Consolidated Financial Statements – (Continued)

The following table presents the carrying values of the major classes of Assets held for sale and Liabilities associated with assets held for sale included in Duke Energy's Consolidated Balance Sheets.

(in millions)	December 31,	
	2023	2022
Current Assets Held for Sale		
Cash and cash equivalents	\$ —	\$ 10
Receivables, net	—	107
Inventory	—	88
Other	14	151
Total current assets held for sale	14	356
Noncurrent Assets Held for Sale		
Property, Plant and Equipment		
Cost	247	6,444
Accumulated depreciation and amortization	(57)	(1,651)
Net property, plant and equipment	190	4,793
Operating lease right-of-use assets, net	4	140
Investments in equity method unconsolidated affiliates	—	522
Other	3	179
Total other noncurrent assets held for sale	7	841
Total Assets Held for Sale	\$ 211	\$ 5,990
Current Liabilities Associated with Assets Held for Sale		
Accounts payable	\$ 9	\$ 122
Taxes accrued	3	17
Current maturities of long-term debt	5	276
Unrealized losses on commodity hedges	68	37
Other	37	83
Total current liabilities associated with assets held for sale	122	535
Noncurrent Liabilities Associated with Assets Held for Sale		
Long-Term debt	39	1,188
Operating lease liabilities	5	150
Asset retirement obligations	8	190
Unrealized losses on commodity hedges	94	187
Other	11	212
Total other noncurrent liabilities associated with assets held for sale	157	1,927
Total Liabilities Associated with Assets Held for Sale	\$ 279	\$ 2,462

As of December 31, 2023, and 2022, the noncontrolling interest balance is \$66.3 million and \$1.6 billion, respectively.

The following table presents the results of the Commercial Renewables Disposal Groups, which are included in Loss from Discontinued Operations, net of tax in Duke Energy's Consolidated Statements of Operations.

(in millions)	Years Ended December 31,		
	2023	2022	2021
Operating revenues	\$ 330	\$ 465	\$ 476
Operation, maintenance and other	302	337	343
Depreciation and amortization ^(a)	—	201	227
Property and other taxes	45	36	34
Other income and expenses, net	(8)	2	(27)
Interest expense	65	10	72
Loss on disposal	1,725	1,748	—
Loss before income taxes	(1,815)	(1,865)	(227)
Income tax benefit	(358)	(516)	(76)
Loss from discontinued operations	\$ (1,457)	\$ (1,349)	\$ (151)
Add: Net loss attributable to noncontrolling interest included in discontinued operations	64	108	344
Net (loss) income from discontinued operations attributable to Duke Energy Corporation	\$ (1,393)	\$ (1,241)	\$ 193

(a) Upon meeting the criteria for assets held for sale, beginning in November 2022 depreciation and amortization expense were ceased.

Combined Notes to Consolidated Financial Statements – (Continued)

The Commercial Renewables Disposal Groups' assets held for sale amounts presented above reflect pretax impairments recorded against property, plant and equipment of approximately \$278 million and \$1.7 billion as of December 31, 2023, and 2022, respectively. In connection with the sales of the utility-scale solar and wind group and the distributed generation group, impairments were recorded based upon the purchase and sale agreements and the net assets were derecognized following the closing of the sales. For the remainder of the assets, impairments were recorded based upon fair value determined from a discounted cash flow analysis. The impairments were included in Loss from Discontinued Operations, net of tax in Duke Energy's Consolidated Statements of Operations and Comprehensive Income for the

periods presented. The discounted cash flow model utilized Level 2 and Level 3 inputs. The fair value hierarchy levels are further discussed in Note 17. The impairments for the utility-scale and distributed generation assets were updated based on customary adjustments at closing, and will be updated, if necessary, for any post-closing adjustments. The carrying amounts for the remaining assets will be updated, if necessary, based on final disposition amounts.

Duke Energy has elected not to separately disclose discontinued operations on Duke Energy's Consolidated Statements of Cash Flows. The following table summarizes Duke Energy's cash flows from discontinued operations related to the Commercial Renewables Disposal Groups.

(in millions)	Years Ended December 31,		
	2023	2022	2021
Cash flows provided by (used in):			
Operating activities	\$ 607	\$ 213	\$ 62
Investing activities	122	(802)	(542)

Other Sale Related Matters

Duke Energy (Parent) and several Duke Energy renewables project companies, located in the Electric Reliability Council of Texas (ERCOT) market, were named in several lawsuits arising out of Texas Storm Uri, which occurred in February 2021. The legal actions related to all but one of the project companies in this matter transferred to affiliates of Brookfield in conjunction with the transaction closing in October 2023. See Note 5 for more information.

As part of the purchase and sale agreement for the distributed generation group, Duke Energy has agreed to retain certain guarantees, with expiration dates between 2029 through 2034, related to tax equity partners' assets and operations that will be disposed of via sale. Duke Energy has obtained certain guarantees from the buyers in regard to future performance obligations to assist in limiting Duke Energy's exposure under the retained guarantees. The fair value of the guarantees is immaterial as Duke Energy does not believe conditions are likely for performance under these guarantees.

Sale of Minority Interest in Duke Energy Indiana Holdco, LLC

On January 28, 2021, Duke Energy executed an agreement providing for an investment by an affiliate of GIC in Duke Energy Indiana in exchange for a 19.9% minority interest issued by Duke Energy Indiana Holdco, LLC, the holding company for Duke Energy Indiana. The transaction was completed following two closings for an aggregate purchase price of approximately \$2.05 billion. The first closing, which occurred on September 8, 2021, resulted in Duke Energy Indiana Holdco, LLC issuing 11.05% of its membership interests in exchange for approximately \$1.03 billion or 50% of the purchase price. The difference between the cash consideration received, net of transaction costs of approximately \$27 million, and the carrying value of the noncontrolling interest is \$545 million and was recorded as an increase to equity. The second closing was completed in December 2022 and resulted in Duke Energy Indiana Holdco, LLC issuing an additional 8.85% of its membership interests in exchange for approximately \$1.03 billion. The difference between the cash consideration received, net of transaction costs of approximately \$6 million, and the carrying value of the noncontrolling interest is \$492 million and was recorded as an increase to equity. Duke Energy retained indirect control of these assets, and, therefore, no gain or loss was recognized on the Consolidated Statements of Operations for either transaction.

Combined Notes to Consolidated Financial Statements – (Continued)

3. BUSINESS SEGMENTS

Reportable segments are determined based on information used by the chief operating decision-maker in deciding how to allocate resources and evaluate the performance of the business. Duke Energy evaluates segment performance based on segment income. Segment income is defined as income from continuing operations net of income attributable to noncontrolling interests and preferred stock dividends. Segment income, as discussed below, includes intercompany revenues and expenses that are eliminated on the Consolidated Financial Statements. Certain governance costs are allocated to each segment. In addition, direct interest expense and income taxes are included in segment income.

Products and services are sold between affiliate companies and reportable segments of Duke Energy at cost. Segment assets as presented in the tables that follow exclude all intercompany assets.

Duke Energy

Due to Duke Energy's commitment in the fourth quarter of 2022 to sell the Commercial Renewables business segment, Duke Energy's segment structure now includes the following two segments: EU&I and GU&I. Prior period

Business segment information is presented in the following tables. Segment assets presented exclude intercompany assets.

information has been recast to conform to the current segment structure. See Note 2 for further information on the Commercial Renewables Disposal Groups.

The EU&I segment includes Duke Energy's regulated electric utilities in the Carolinas, Florida and the Midwest. The regulated electric utilities conduct operations through the Subsidiary Registrants that are substantially all regulated and, accordingly, qualify for regulatory accounting treatment. EU&I also includes Duke Energy's electric transmission infrastructure investments and the offshore wind contract for Carolina Long Bay. Refer to Note 2 for further information.

The GU&I segment includes Piedmont, Duke Energy's natural gas local distribution companies in Ohio and Kentucky, and Duke Energy's natural gas storage, midstream pipeline, and renewable natural gas investments. GU&I's operations are substantially all regulated and, accordingly, qualify for regulatory accounting treatment.

The remainder of Duke Energy's operations is presented as Other, which is primarily comprised of interest expense on holding company debt, unallocated corporate costs and Duke Energy's wholly owned captive insurance company, Bison. Other also includes Duke Energy's interest in NMC. See Note 13 for additional information on the investment in NMC.

(in millions)	Year Ended December 31, 2023					
	Electric Utilities and Infrastructure	Gas Utilities and Infrastructure	Total Reportable Segments	Other	Eliminations	Total
Unaffiliated Revenues	\$ 26,846	\$ 2,177	\$ 29,023	\$ 37	\$ —	\$ 29,060
Intersegment Revenues	75	89	164	97	(261)	—
Total Revenues	\$ 26,921	\$ 2,266	\$ 29,187	\$ 134	\$ (261)	\$ 29,060
Interest Expense	\$ 1,850	\$ 217	\$ 2,067	\$ 1,097	\$ (150)	\$ 3,014
Depreciation and amortization	4,684	349	5,033	248	(28)	5,253
Equity in earnings of unconsolidated affiliates	7	40	47	66	—	113
Income tax expense (benefit)	742	116	858	(420)	—	438
Segment income (loss) ^{(a)(b)}	4,223	519	4,742	(616)	—	4,126
Less noncontrolling interest						(33)
Add back preferred stock dividend						106
Discontinued operations						(1,391)
Net income						\$ 2,874
Capital investments expenditures and acquisitions ^(c)	\$ 10,135	\$ 1,492	\$ 11,627	\$ 995	\$ —	\$ 12,622
Segment assets ^(d)	155,449	17,349	172,798	4,095	—	176,893

(a) EU&I includes \$35 million recorded with Impairment of assets and other charges and \$8 million within Operations, maintenance and other primarily related to the North Carolina rate case order on Duke Energy Carolinas' Consolidated Statements of Operations; it also includes \$33 million within Impairment of assets and other charges and \$8 million within Operations, maintenance and other primarily related to the North Carolina rate case order on Duke Energy Progress' Consolidated Statements of Operations. See Note 4 for additional information.

(b) Other includes \$110 million recorded within Operations, maintenance and other and \$14 million within Impairments of assets and other charges primarily related to strategic repositioning as the Company transitions to a fully regulated utility on the Consolidated Statements of Operations. See Note 21 for additional information.

(c) Other includes capital investments expenditures and acquisitions related to the Commercial Renewables Disposal Groups.

(d) Other includes Assets Held for Sale balances related to the Commercial Renewables Disposal Groups. Refer to Note 2 for further information.

PART II

DUKE ENERGY CORPORATION • DUKE ENERGY CAROLINAS, LLC • PROGRESS ENERGY, INC. • DUKE ENERGY PROGRESS, LLC •
DUKE ENERGY FLORIDA, LLC • DUKE ENERGY OHIO, INC. • DUKE ENERGY INDIANA, LLC • PIEDMONT NATURAL GAS COMPANY, INC.

Combined Notes to Consolidated Financial Statements – (Continued)

(in millions)	Year Ended December 31, 2022					
	Electric Utilities and Infrastructure	Gas Utilities and Infrastructure	Total Reportable Segments	Other	Eliminations	Total
Unaffiliated Revenues	\$ 25,990	\$ 2,748	\$ 28,738	\$ 30	\$ —	\$ 28,768
Intersegment Revenues	34	92	126	92	(218)	—
Total Revenues	\$ 26,024	\$ 2,840	\$ 28,864	\$ 122	\$ (218)	\$ 28,768
Interest Expense	\$ 1,565	\$ 182	\$ 1,747	\$ 778	\$ (86)	\$ 2,439
Depreciation and amortization	4,550	327	4,877	236	(27)	5,086
Equity in earnings of unconsolidated affiliates	7	20	27	86	—	113
Income tax expense (benefit)	536	8	544	(244)	—	300
Segment income (loss) ^{(a)(b)}	3,929	468	4,397	(737)	(1)	3,659
Less noncontrolling interest						95
Add back preferred stock dividend						106
Discontinued operations						(1,215)
Net income						\$ 2,455
Capital investments expenditures and acquisitions ^(c)	\$ 8,985	\$ 1,295	\$ 10,280	\$ 1,139	\$ —	\$ 11,419
Segment assets ^(d)	152,104	16,411	168,515	9,571	—	178,086

- (a) EU&I includes \$386 million recorded within Impairment of assets and other charges, \$46 million within Regulated electric revenues and \$34 million within Noncontrolling Interests related to the Duke Energy Indiana court rulings on coal ash on the Consolidated Statements of Operations. See Note 4 for additional information.
- (b) Other includes \$72 million recorded within Impairment of assets and other charges, \$71 million within Operations, maintenance and other and a \$7 million gain within Gains on sales of other assets related to costs attributable to business transformation, including long-term real estate strategy changes and workforce realignment on the Consolidated Statements of Operations; it also includes \$25 million recorded within Operations, maintenance and other related to litigation on the Consolidated Statements of Operations.
- (c) Other includes capital investments expenditures and acquisitions related to the Commercial Renewables Disposal Groups.
- (d) Other includes Assets Held for Sale balances related to the Commercial Renewables Disposal Groups. Refer to Note 2 for further information.

(in millions)	Year Ended December 31, 2021					
	Electric Utilities and Infrastructure	Gas Utilities and Infrastructure	Total Reportable Segments	Other	Eliminations	Total
Unaffiliated Revenues	\$ 22,570	\$ 2,022	\$ 24,592	\$ 29	\$ —	\$ 24,621
Intersegment Revenues	33	90	123	84	(207)	—
Total Revenues	\$ 22,603	\$ 2,112	\$ 24,715	\$ 113	\$ (207)	\$ 24,621
Interest Expense	\$ 1,432	\$ 142	\$ 1,574	\$ 643	\$ (10)	\$ 2,207
Depreciation and amortization	4,251	303	4,554	236	(28)	4,762
Equity in earnings of unconsolidated affiliates	7	8	15	47	—	62
Income tax expense (benefit)	494	55	549	(281)	—	268
Segment income (loss) ^{(a)(b)(c)}	3,850	396	4,246	(641)	(3)	3,602
Less noncontrolling interest						329
Add back preferred stock dividend						106
Discontinued operations						200
Net income						\$ 3,579
Capital investments expenditures and acquisitions ^(d)	\$ 7,653	\$ 1,271	\$ 8,924	\$ 828	\$ —	\$ 9,752
Segment assets ^(e)	143,841	15,179	159,020	10,567	—	169,587

- (a) EU&I includes \$160 million of expense recorded within Impairment of assets and other charges, \$77 million of income within Other Income and expenses, \$5 million of expense within Operations, maintenance and other, \$13 million of income within regulated operating revenues, \$3 million of expense within interest expense and \$6 million of expense within Depreciation and amortization on the Duke Energy Carolinas' Consolidated Statement of Operations related to the South Carolina Supreme Court decision on coal ash and insurance proceeds; it also includes \$42 million of expense recorded within Impairment of assets and other charges, \$34 million of income within Other Income and expenses, \$7 million of expense within Operations, maintenance, and other, \$15 million of income within Regulated electric operating revenues, \$5 million of expense within interest expense and \$1 million of expense within Depreciation and amortization on the Duke Energy Progress' Consolidated Statement of Operations.
- (b) GU&I includes \$20 million, recorded within Equity in earnings (losses) of unconsolidated affiliates on the Consolidated Statements of Operations, related to natural gas pipeline investments.
- (c) Other includes \$133 million recorded within Impairment of assets and other charges, \$42 million within Operations, maintenance and other, and \$17 million within Depreciation and amortization on the Consolidated Statements of Operations, related to the workplace and workforce realignment. See Note 11 for additional information.
- (d) Other includes capital investments expenditures and acquisitions related to the Commercial Renewables Disposal Groups.
- (e) Other includes Assets Held for Sale balances related to the Commercial Renewables Disposal Groups. Refer to Note 2 for further information.

PART II

DUKE ENERGY CORPORATION • DUKE ENERGY CAROLINAS, LLC • PROGRESS ENERGY, INC. • DUKE ENERGY PROGRESS, LLC •
DUKE ENERGY FLORIDA, LLC • DUKE ENERGY OHIO, INC. • DUKE ENERGY INDIANA, LLC • PIEDMONT NATURAL GAS COMPANY, INC.

Combined Notes to Consolidated Financial Statements – (Continued)

Geographical Information

Substantially all assets and revenues from continuing operations are within the U.S.

Major Customers

No Subsidiary Registrant has an individual customer representing more than 10% of its revenues for the year ended December 31, 2023.

Products and Services

The following table summarizes revenues of the reportable segments by type.

(in millions)	Retail Electric	Wholesale Electric	Retail Natural Gas	Other	Total Revenues
2023					
Electric Utilities and Infrastructure	\$ 23,484	\$ 2,193	\$ —	\$ 1,244	\$ 26,921
Gas Utilities and Infrastructure	—	—	2,199	67	2,266
Total Reportable Segments	\$ 23,484	\$ 2,193	\$ 2,199	\$ 1,311	\$ 29,187
2022					
Electric Utilities and Infrastructure	\$ 22,036	\$ 2,882	\$ —	\$ 1,106	\$ 26,024
Gas Utilities and Infrastructure	—	—	2,535	305	2,840
Total Reportable Segments	\$ 22,036	\$ 2,882	\$ 2,535	\$ 1,411	\$ 28,864
2021					
Electric Utilities and Infrastructure	\$ 19,410	\$ 2,216	\$ —	\$ 977	\$ 22,603
Gas Utilities and Infrastructure	—	—	2,025	87	2,112
Total Reportable Segments	\$ 19,410	\$ 2,216	\$ 2,025	\$ 1,064	\$ 24,715

Duke Energy Ohio

Duke Energy Ohio has two reportable segments, EU&I and GU&I.

EU&I transmits and distributes electricity in portions of Ohio and generates, distributes and sells electricity in portions of Northern Kentucky. GU&I transports and sells natural gas in portions of Ohio and Northern Kentucky. Both reportable segments conduct operations primarily through Duke Energy Ohio and its wholly owned subsidiary, Duke Energy Kentucky. The remainder of Duke Energy Ohio's operations is presented as Other.

PART II

DUKE ENERGY CORPORATION • DUKE ENERGY CAROLINAS, LLC • PROGRESS ENERGY, INC. • DUKE ENERGY PROGRESS, LLC •
DUKE ENERGY FLORIDA, LLC • DUKE ENERGY OHIO, INC. • DUKE ENERGY INDIANA, LLC • PIEDMONT NATURAL GAS COMPANY, INC.

Combined Notes to Consolidated Financial Statements – (Continued)

All Duke Energy Ohio assets and revenues from continuing operations are within the U.S.

(in millions)	Year Ended December 31, 2023					
	Electric Utilities and Infrastructure	Gas Utilities and Infrastructure	Total Reportable Segments	Other	Eliminations	Total
Total revenues	\$ 1,868	\$ 639	\$ 2,507	\$ —	\$ —	\$ 2,507
Interest expense	\$ 116	\$ 53	\$ 169	\$ —	\$ —	\$ 169
Depreciation and amortization	257	110	367	—	—	367
Income tax expense (benefit)	42	23	65	(2)	—	63
Segment income (loss)/Net income	227	116	343	(9)	—	334
Capital expenditures	\$ 520	\$ 419	\$ 939	\$ —	\$ —	\$ 939
Segment assets	7,978	4,346	12,324	13	(121)	12,216

(in millions)	Year Ended December 31, 2022					
	Electric Utilities and Infrastructure	Gas Utilities and Infrastructure	Total Reportable Segments	Other	Eliminations	Total
Total revenues	\$ 1,798	\$ 716	\$ 2,514	\$ —	\$ —	\$ 2,514
Interest expense	\$ 86	\$ 43	\$ 129	\$ —	\$ —	\$ 129
Depreciation and amortization	221	103	324	—	—	324
Income tax expense (benefit)	24	(43)	(19)	(2)	—	(21)
Segment income (loss)/Net Income	189	121	310	(8)	—	302
Capital expenditures	\$ 488	\$ 362	\$ 850	\$ —	\$ —	\$ 850
Segment assets	7,504	4,164	11,668	14	(176)	11,506

(in millions)	Year Ended December 31, 2021					
	Electric Utilities and Infrastructure	Gas Utilities and Infrastructure	Total Reportable Segments	Other	Eliminations	Total
Total revenues	\$ 1,493	\$ 544	\$ 2,037	\$ —	\$ —	\$ 2,037
Interest expense	\$ 87	\$ 24	\$ 111	\$ —	\$ —	\$ 111
Depreciation and amortization	217	90	307	—	—	307
Income tax expense (benefit)	15	19	34	(4)	—	30
Segment income (loss)/Net Income	141	78	219	(15)	—	204
Capital expenditures	\$ 486	\$ 362	\$ 848	\$ —	\$ —	\$ 848
Segment assets	6,882	3,892	10,774	29	(29)	10,774

Combined Notes to Consolidated Financial Statements – (Continued)

4. REGULATORY MATTERS

REGULATORY ASSETS AND LIABILITIES

The Duke Energy Registrants record regulatory assets and liabilities that result from the ratemaking process. See Note 1 for further information.

The following tables present the regulatory assets and liabilities recorded on the Consolidated Balance Sheets of Duke Energy and Progress Energy. See separate tables below for balances by individual registrant.

(in millions)	Duke Energy		Progress Energy	
	December 31, 2023	2022	December 31, 2023	2022
Regulatory Assets				
AROs – coal ash	\$ 3,214	\$ 3,205	\$1,230	\$ 1,429
AROs – nuclear and other	1,179	945	1,127	884
Deferred fuel and purchased power	2,486	3,866	1,173	2,060
Accrued pension and OPEB	2,389	2,336	757	759
Storm cost securitized balance, net	890	940	682	720
Nuclear asset securitized balance, net	830	881	830	881
Debt fair value adjustment	774	829	—	—
Hedge costs deferrals	749	378	323	128
Storm cost deferrals	407	687	298	559
COR regulatory asset	371	221	337	221
Post-in-service carrying costs (PISCC) and deferred operating expenses	357	359	42	42
Retired generation facilities	275	316	220	243
Deferred asset – Lee and Harris COLA	252	288	15	21
Customer connect project	251	271	125	136
Advanced metering infrastructure (AMI)	243	283	92	111
Incremental COVID-19 expenses	237	210	80	78
Vacation accrual	228	222	43	43
Grid Deferral	210	136	51	40
Demand side management (DSM)/Energy efficiency (EE)	201	189	191	188
CEP deferral	193	190	—	—
NCEMPA deferrals	172	157	172	157
Derivatives – natural gas supply contracts	147	168	—	—
Deferred pipeline integrity costs	133	121	—	—
Nuclear deferral	131	154	42	64
COR settlement	115	120	30	32
Decoupling	115	42	15	—
Deferred coal ash handling system costs	86	92	21	25
Qualifying facility contract buyouts	68	81	68	81
Network Integration Transmission Services deferral	31	23	—	—
Transmission expansion obligation	30	31	—	—
East Bend deferrals	28	33	—	—
Propane caverns	26	26	—	—
Tennessee ARM Deferral	20	3	—	—
Other	428	327	127	77
Total regulatory assets	17,266	18,130	8,091	8,979
Less: Current portion	3,648	3,485	1,661	1,833
Total noncurrent regulatory assets	\$13,618	\$14,645	\$6,430	\$7,146
Regulatory Liabilities				
Net regulatory liability related to income taxes	\$ 5,901	\$ 6,462	\$2,008	\$ 2,192
COR regulatory liability	5,497	5,151	2,805	2,269
AROs – nuclear and other	1,673	1,038	—	—
Hedge cost deferrals	443	683	208	252
Accrued pension and OPEB	266	211	—	—
Deferred fuel and purchased power	137	35	14	—
DSM/EE	89	88	—	—
DOE Settlement	32	154	32	154
Provision for rate refunds	15	78	4	28
Other	1,355	1,148	430	434
Total regulatory liabilities	15,408	15,048	5,501	5,329
Less: Current portion	1,369	1,466	418	576
Total noncurrent regulatory liabilities	\$14,039	\$13,582	\$5,083	\$ 4,753

Combined Notes to Consolidated Financial Statements – (Continued)

Descriptions of regulatory assets and liabilities summarized in the tables above and below follow. See tables below for recovery and amortization periods at the separate registrants.

AROs – coal ash. Represents deferred depreciation and accretion related to the legal obligation to close ash basins. The costs are deferred until recovery treatment has been determined. See Notes 1 and 10 for additional information.

AROs – nuclear and other. Represents regulatory assets or liabilities, including deferred depreciation and accretion, related to legal obligations associated with the future retirement of property, plant and equipment, excluding amounts related to coal ash. The AROs relate primarily to decommissioning nuclear power facilities. The amounts also include certain deferred gains and losses on NDTF investments. See Notes 1 and 10 for additional information.

Deferred fuel and purchased power. Represents certain energy-related costs that are recoverable or refundable as approved by the applicable regulatory body.

Accrued pension and OPEB. Accrued pension and OPEB represent regulatory assets and liabilities related to each of the Duke Energy Registrants' respective shares of unrecognized actuarial gains and losses and unrecognized prior service cost and credit attributable to Duke Energy's pension plans and OPEB plans. The regulatory asset or liability is amortized with the recognition of actuarial gains and losses and prior service cost and credit to net periodic benefit costs for pension and OPEB plans. The accrued pension and OPEB regulatory assets are expected to be recovered primarily over the average remaining service periods or life expectancies of employees covered by the benefit plans. See Note 23 for additional detail.

Storm cost securitized balance, net. Represents the North Carolina portion of storm restoration expenditures related to Hurricane Florence, Hurricane Michael, Hurricane Dorian and Winter Storm Diego (2018 and 2019 events).

Nuclear asset securitized balance, net. Represents the balance associated with Crystal River Unit 3 retirement approved for recovery by the FPSC on September 15, 2015, and the upfront financing costs securitized in 2016 with issuance of the associated bonds. The regulatory asset balance is net of the AFUDC equity portion.

Debt fair value adjustment. Purchase accounting adjustments recorded to state the carrying value of Progress Energy and Piedmont at fair value in connection with the 2012 and 2016 mergers, respectively. Amount is amortized over the life of the related debt.

Hedge costs deferrals. Amounts relate to unrealized gains and losses on derivatives recorded as a regulatory asset or liability, respectively, until the contracts are settled.

Storm cost deferrals. Represents deferred incremental costs incurred related to major weather-related events.

COR regulatory asset. Represents the excess of spend over funds received from customers to cover the future removal of property, plant and equipment from retired or abandoned sites as property is retired, net of certain deferred gains on NDTF investments.

Post-in-service carrying costs (PISCC) and deferred operating expenses. Represents deferred depreciation and operating expenses as well as carrying costs on the portion of capital expenditures placed in service but not yet reflected in retail rates as plant in service.

Retired generation facilities. Represents amounts to be recovered for facilities that have been retired and are probable of recovery.

Deferred asset – Lee and Harris COLA. Represents deferred costs incurred for the canceled Lee and Harris nuclear projects.

Customer connect project. Represents incremental operating expenses and carrying costs on deferred amounts related to the deployment of the new customer information system.

AMI. Represents deferred costs related to the installation of AMI meters and remaining net book value of non-AMI meters to be replaced at Duke Energy Carolinas, net book value of existing meters at Duke Energy Florida, Duke Energy Progress and Duke Energy Ohio and future recovery of net book value of electromechanical meters that have been replaced with AMI meters at Duke Energy Indiana.

Incremental COVID-19 expenses. Represents incremental costs related to ensuring continuity and quality of service in a safe manner during the COVID-19 pandemic.

Vacation accrual. Represents vacation entitlement, which is generally recovered in the following year.

Grid deferral. Represents deferred incremental operation and maintenance expense, depreciation and property taxes associated with grid improvement plans.

DSM/EE. Deferred costs related to various DSM and EE programs recoverable or refundable as approved by the applicable regulatory body.

CEP deferral. Represents deferred depreciation, PISCC and deferred property tax for Duke Energy Ohio Gas capital assets for the CEP.

NCEMPA deferrals. Represents retail allocated cost deferrals and returns associated with the additional ownership interest in assets acquired from NCEMPA in 2015.

Derivatives – natural gas supply contracts. Represents costs for certain long-dated, fixed quantity forward natural gas supply contracts, which are recoverable through PGA clauses.

Deferred pipeline integrity costs. Represents pipeline integrity management costs in compliance with federal regulations.

Nuclear deferral. Includes amounts related to nuclear plant outage and refueling costs, which are deferred and recovered over the nuclear fuel cycle.

COR settlement. Represents approved COR settlements that are being amortized over the average remaining lives, at the time of approval, of the associated assets.

Decoupling. Relates primarily to margin and revenue decoupling.

Deferred coal ash handling system costs. Represents deferred depreciation and returns associated with capital assets related to converting the ash handling system from wet to dry.

Qualifying facility contract buyouts. Represents termination payments for regulatory recovery through the capacity clause.

Network Integration Transmission Services deferral. Represents a deferral of costs and return related transmission costs.

Transmission expansion obligation. Represents transmission expansion obligations related to Duke Energy Ohio's withdrawal from MISO.

East Bend deferrals. Represents amounts to be recovered for deferred costs and depreciation related to the East Bend station.

Propane Caverns. Represents amounts for costs related to propane inventory, the net book value of remaining assets and decommissioning costs at Duke Energy Ohio.

TN ARM Deferral. Represents amounts to be recovered for uncollected revenue for 2022 and deferred depreciation and carrying costs on the portion of capital expenditures placed in service but not yet reflected in rates.

Combined Notes to Consolidated Financial Statements – (Continued)

Net regulatory liability related to income taxes. Amounts for all registrants include regulatory liabilities related primarily to impacts from the Tax Act. See Note 24 for additional information. Amounts have no immediate impact on rate base as regulatory assets are offset by deferred tax liabilities.

COR regulatory liability. Represents funds received from customers to cover the future removal of property, plant and equipment from retired or abandoned sites as property is retired. Also includes certain deferred gains on NDTF investments.

DOE Settlement. Represents litigation settlement funds received resulting from the DOE's failure to accept spent nuclear fuel and other radioactive waste from the Crystal River Unit 3 during 2014-2018 as required under the Nuclear Waste Policy Act.

Provision for rate refunds. Represents estimated amounts due to customers based on recording interim rates subject to refund.

RESTRICTIONS ON THE ABILITY OF CERTAIN SUBSIDIARIES TO MAKE DIVIDENDS, ADVANCES AND LOANS TO DUKE ENERGY

As a condition to the approval of merger transactions, the NCUC, PSCSC, PUCO, KPSC and IURC imposed conditions on the ability of Duke Energy Carolinas, Duke Energy Progress, Duke Energy Ohio, Duke Energy Kentucky, Duke Energy Indiana and Piedmont to transfer funds to Duke Energy through loans or advances, as well as restricted amounts available to pay dividends to Duke Energy. Certain subsidiaries may transfer funds to the Parent by obtaining approval of the respective state regulatory commissions. These conditions imposed restrictions on the ability of the public utility subsidiaries to pay cash dividends as discussed below.

Duke Energy Progress and Duke Energy Florida also have restrictions imposed by their first mortgage bond indentures, which in certain circumstances, limit their ability to make cash dividends or distributions on common stock. Amounts restricted as a result of these provisions were not material at December 31, 2023.

Additionally, certain other subsidiaries of Duke Energy have restrictions on their ability to dividend, loan or advance funds to Duke Energy due to specific legal or regulatory restrictions, including, but not limited to, minimum working capital and tangible net worth requirements.

The restrictions discussed below were not a material amount of Duke Energy's and Progress Energy's net assets at December 31, 2023.

Duke Energy Carolinas

Duke Energy Carolinas must limit cumulative distributions subsequent to mergers to (i) the amount of retained earnings on the day prior to the closing of the mergers, plus (ii) any future earnings recorded.

Duke Energy Progress

Duke Energy Progress must limit cumulative distributions subsequent to the mergers between Duke Energy and Progress Energy and Duke Energy and Piedmont to (i) the amount of retained earnings on the day prior to the closing of the respective mergers, plus (ii) any future earnings recorded.

Duke Energy Ohio

Duke Energy Ohio will not declare and pay dividends out of capital or unearned surplus without the prior authorization of the PUCO. Duke Energy Ohio received FERC and PUCO approval to pay dividends from its equity accounts that are reflective of the amount that it would have in its retained earnings

account had push-down accounting for the Cinergy merger not been applied to Duke Energy Ohio's balance sheet. The conditions include a commitment from Duke Energy Ohio that equity, adjusted to remove the impacts of push-down accounting, will not fall below 30% of total capital.

Duke Energy Kentucky is required to pay dividends solely out of retained earnings and to maintain a minimum of 35% equity in its capital structure.

Duke Energy Indiana

Duke Energy Indiana must limit cumulative distributions subsequent to the merger between Duke Energy and Cinergy to (i) the amount of retained earnings on the day prior to the closing of the merger, plus (ii) any future earnings recorded. In addition, Duke Energy Indiana will not declare and pay dividends out of capital or unearned surplus without prior authorization of the IURC.

Piedmont

Piedmont must limit cumulative distributions subsequent to the acquisition of Piedmont by Duke Energy to (i) the amount of retained earnings on the day prior to the closing of the merger, plus (ii) any future earnings recorded.

RATE-RELATED INFORMATION

The NCUC, PSCSC, FPSC, IURC, PUCO, TPUC and KPSC approve rates for retail electric and natural gas services within their states. The FERC approves rates for electric sales to wholesale customers served under cost-based rates (excluding Ohio and Indiana), as well as sales of transmission service. The FERC also regulates certification and siting of new interstate natural gas pipeline projects.

Duke Energy Carolinas and Duke Energy Progress**Hurricane Ian**

In late September and early October 2022, Hurricane Ian inflicted severe damage to the Duke Energy Carolinas and Duke Energy Progress territories in North Carolina and South Carolina. Approximately 950,000 customers were impacted. As of December 31, 2023, total estimated operation and maintenance expenses incurred for restoration efforts were approximately \$95 million, with an additional \$8 million in capital investments. Approximately \$87 million of the operation and maintenance expenses are deferred in Regulatory assets within Other Noncurrent Assets on the Consolidated Balance Sheets as of December 31, 2023 (\$32 million and \$55 million for Duke Energy Carolinas and Duke Energy Progress, respectively). Duke Energy Carolinas and Duke Energy Progress have regulatory tools to recover storm costs including deferral and securitization. These estimates could change as Duke Energy Carolinas and Duke Energy Progress receive additional information on actual costs.

Nuclear Station Subsequent License Renewal

On June 7, 2021, Duke Energy Carolinas filed a subsequent license renewal (SLR) application for the Oconee Nuclear Station (ONS) with the U.S. Nuclear Regulatory Commission (NRC) to renew ONS's operating license for an additional 20 years. The SLR would extend operations of the facility from 60 to 80 years. The current licenses for units 1 and 2 expire in 2033 and the license for unit 3 expires in 2034. By a Federal Register Notice dated July 28, 2021, the NRC provided a 60-day comment period for persons whose interest may be affected by the issuance of a subsequent renewed license for ONS to file a request for a hearing and a petition for leave to intervene. On September 27, 2021, Beyond Nuclear and Sierra Club (Petitioners) filed a

Combined Notes to Consolidated Financial Statements – (Continued)

Hearing Request and Petition to Intervene (Hearing Request) and a Petition for Waiver. The Hearing Request proposed three contentions and claimed that Duke Energy Carolinas did not satisfy the National Environmental Policy Act (NEPA) of 1969, as amended, or the NRC's NEPA-implementing regulations. Following Duke Energy Carolinas' answer and the Petitioners' reply, on February 11, 2022, the Atomic Safety and Licensing Board (ASLB) issued its decision on the Hearing Request and found that the Petitioners failed to establish that the proposed contentions are litigable. The ASLB also denied the Petitioners' Petition for Waiver and terminated the proceeding.

On February 24, 2022, the NRC issued a decision in the SLR appeal related to Florida Power and Light's Turkey Point nuclear generating station in Florida. The NRC ruled that the NRC's license renewal Generic Environmental Impact Statement (GEIS) does not apply to SLR because the GEIS does not address SLR. The decision overturned a 2020 NRC decision that found the GEIS applies to SLR. Although Turkey Point is not owned or operated by a Duke Energy Registrant, the NRC's order applies to all SLR applicants, including Oconee. The NRC order also indicated no subsequent renewed licenses will be issued until the NRC staff has completed an adequate NEPA review for each application. On April 5, 2022, the NRC approved a 24-month rulemaking plan that will enable the NRC staff to complete an adequate NEPA review. Although an SLR applicant may wait until the rulemaking is completed, the NRC also noted that an applicant may submit a supplement to its environmental report providing information on environmental impacts during the SLR period prior to the rulemaking being completed. On November 7, 2022, Duke Energy Carolinas submitted a supplement to its environmental report addressing environmental impacts during the SLR period. On September 14, 2023, the NRC posted on its website that the issuance of the GEIS will now be issued in August 2024 instead of May 2024 due to the volume and technical complexity of the comments received.

On December 19, 2022, the NRC published a notice in the Federal Register that the NRC will conduct a limited scoping process to gather additional information necessary to prepare an environmental impact

statement (EIS) to evaluate the environmental impacts at Oconee during the SLR period. The NRC received comments from the EPA and the Petitioners and these comments identify 18 potential impacts that should be considered by the NRC in the EIS, which include, but are not limited to, climate change and flooding, environmental justice, severe accidents, and external events. On February 8, 2024, the NRC issued the Oconee site-specific draft EIS.

On December 19, 2022, the NRC issued the Safety Evaluation Report (SER) for the safety portion of the SLR application. The NRC determined Duke Energy Carolinas met the requirements of the applicable regulations and identified actions that have been taken or will be taken to manage the effects of aging and address time-limited analyses. Duke Energy Carolinas and the NRC met with the Advisory Committee on Reactor Safeguards (ACRS) on February 2, 2023, to discuss issues regarding the SER and SLR application. On February 25, 2023, the ACRS issued a report to the NRC on the safety aspects of the Oconee SLR application, which concluded that the established programs and commitments made by Duke Energy Carolinas to manage age-related degradation provide confidence that Oconee can be operated in accordance with its current licensing basis for the subsequent period of extended operation without undue risk to the health and safety of the public and the SLR application for Oconee should be approved.

Although the NRC's GEIS applicability decision has delayed completion of the SLR proceeding, Duke Energy Carolinas does not believe it changes the probability that the Oconee subsequent renewed licenses will ultimately be issued, although Duke Energy Carolinas cannot guarantee the outcome of the license application process.

Duke Energy Carolinas and Duke Energy Progress intend to seek renewal of operating licenses and 20-year license extensions for all of their nuclear stations. Accordingly, new depreciation rates were implemented for all of the nuclear facilities during the second quarter of 2021. Duke Energy Carolinas and Duke Energy Progress cannot predict the outcome of these additional relicensing proceedings.

PART II

DUKE ENERGY CORPORATION • DUKE ENERGY CAROLINAS, LLC • PROGRESS ENERGY, INC. • DUKE ENERGY PROGRESS, LLC •
DUKE ENERGY FLORIDA, LLC • DUKE ENERGY OHIO, INC. • DUKE ENERGY INDIANA, LLC • PIEDMONT NATURAL GAS COMPANY, INC.

Combined Notes to Consolidated Financial Statements – (Continued)

Duke Energy Carolinas

Regulatory Assets and Liabilities

The following tables present the regulatory assets and liabilities recorded on Duke Energy Carolinas' Consolidated Balance Sheets.

(in millions)	December 31,		Earns/Pays a Return	Recovery/Refund Period Ends
	2023	2022		
Regulatory Assets^(a)				
AROs – coal ash	\$ 1,559	\$ 1,391	(g)	(b)
Deferred fuel and purchased power ⁽ⁱ⁾	1,293	1,614	(e)	2025
Accrued pension and OPEB	671	614		(h)
Storm cost securitized balance, net	208	220	Yes	2041
Hedge costs deferrals	405	228		(b)
Storm cost deferrals	97	114	Yes	(b)
PISCC and deferred operating expenses	48	47	Yes	(b)
Retired generation facilities ^(c)	26	39	Yes	(b)
Deferred asset – Lee COLA	237	267		(b)
Customer connect project ^(c)	58	62	Yes	(b)
AMI ^(c)	125	139	Yes	(b)
Incremental COVID-19 expenses	152	127	Yes	(b)
Vacation accrual	87	84		2024
Grid Deferral ^(c)	159	96	Yes	(b)
Nuclear deferral	89	90		2025
COR settlement ^(c)	85	88	Yes	(b)
Deferred coal ash handling system costs ^(c)	65	67	Yes	(b)
Other	116	101		(b)
Total regulatory assets	5,480	5,388		
Less: Current portion	1,564	1,095		
Total noncurrent regulatory assets	\$ 3,916	\$ 4,293		
Regulatory Liabilities^(a)				
Net regulatory liability related to income taxes ^(d)	\$ 2,200	\$ 2,475	Yes	(b)
COR regulatory liability ^(c)	1,641	1,769	Yes	(f)
AROs – nuclear and other	1,673	1,038		(b)
Hedge cost deferrals	158	350		(b)
Accrued pension and OPEB	106	44		(h)
Deferred fuel and purchased power ⁽ⁱ⁾	85	—	(e)	2025
DSM/EE ^(c)	87	86	Yes	(j)
Provision for rate refunds ^(c)	11	50	Yes	(b)
Other	616	501		(b)
Total regulatory liabilities	6,577	6,313		
Less: Current portion	587	530		
Total noncurrent regulatory liabilities	\$ 5,990	\$ 5,783		

(a) Regulatory assets and liabilities are excluded from rate base unless otherwise noted.

(b) The expected recovery or refund period varies or has not been determined.

(c) Included in rate base.

(d) Includes regulatory liabilities related to the change in the federal tax rate as a result of the Tax Act and the change in the North Carolina tax rate. Portions are included in rate base.

(e) Pays interest on over-recovered costs in North Carolina. Includes certain purchased power costs in North Carolina and South Carolina and costs of distributed energy in South Carolina. The asset balance principally relates to North Carolina costs while the liability balance relates to South Carolina.

(f) Recovered over the life of the associated assets.

(g) Earns a debt and equity return on coal ash expenditures for North Carolina and South Carolina retail customers as permitted by various regulatory orders.

(h) Recovered primarily over the average remaining service periods or life expectancies of employees covered by the benefit plans. See Note 23 for additional detail.

(i) Duke Energy Carolinas submitted a fuel filing to the NCUC in February 2023 for recovery of \$998 million, which included deferrals through December 2022. The NCUC approved recovery of this balance through December 2024. The next filing will be made in the first quarter of 2024. Duke Energy Carolinas submitted a fuel filing to the PSCSC in August 2023 for recovery of \$310 million, which included deferrals through May 2023. The PSCSC approved recovery of this balance through October 2024. The next filing will be made in the third quarter of 2024.

(j) Includes incentives on DSM/EE investments and is recovered or refunded through an annual rider mechanism.

Combined Notes to Consolidated Financial Statements – (Continued)**2023 North Carolina Rate Case**

On January 19, 2023, Duke Energy Carolinas filed a PBR application with the NCUC to request an increase in base rate retail revenues. The PBR Application included an MYRP to recover projected capital investments during the three-year MYRP period. In addition to the MYRP, the PBR Application included an Earnings Sharing Mechanism, Residential Decoupling Mechanism and Performance Incentive Mechanisms (PIMS) as required by HB 951. The application as originally filed requested an overall retail revenue increase of \$501 million in Year 1, \$172 million in Year 2 and \$150 million in Year 3, for a combined total of \$823 million or 15.7% by early 2026. The rate increase is driven primarily by transmission and distribution investments since the last rate case and projected in the MYRP, as well as investments in energy storage and solar assets included in the MYRP consistent with the Carbon Plan.

On August 22, 2023, Duke Energy Carolinas filed with the NCUC a partial settlement with the Public Staff in connection with its PBR application. The partial settlement included, among other things, agreement on a substantial portion of the North Carolina retail rate base for the historic base case of approximately \$19.5 billion and all of the capital projects and related costs to be included in the three-year MYRP, including \$4.6 billion (North Carolina retail allocation) projected to go in service over the MYRP period. Additionally, the partial settlement included agreement, with certain adjustments, on depreciation rates, the recovery of grid improvement plan costs and PIMs, Tracking Metrics and the Residential Decoupling Mechanism under the PBR application. On August 28, 2023, Duke Energy Carolinas filed with the NCUC a second partial settlement with the Public Staff resolving additional issues, including the future treatment of nuclear production tax credits related to the Inflation Reduction Act, through a stand-alone rider that will provide the benefits to customers beginning January 1, 2025.

On December 15, 2023, the NCUC issued an order approving Duke Energy Carolinas' PBR Application, as modified by the partial settlements and the order, including an overall retail revenue increase of \$436 million in Year 1, \$174 million in Year 2 and \$158 million in Year 3, for a combined total of \$768 million. The order established an ROE of 10.1% based upon a capital structure of 53% equity and 47% debt and approved, with certain adjustments, depreciation rates and the recovery of grid improvement plan costs and certain deferred COVID-related costs. Additionally, the Residential Decoupling

Mechanism and PIMs were approved as requested under the PBR Application and revised by the partial settlements. As a result of the partial settlements and the order, Duke Energy Carolinas recognized pretax charges of \$29 million within Impairment of assets and other charges, and \$8 million within Operations, maintenance and other, for the year ended December 31, 2023, on the Consolidated Statements of Operations. Duke Energy Carolinas implemented interim rates, subject to refund, on September 1, 2023. New revised Year 1 rates and the residential decoupling were implemented on January 15, 2024. On February 13, 2024, a number of parties filed Notices of Appeal of the December 15, 2023 NCUC order. Appeals were filed by the Carolina Industrial Group for Fair Utility Rates (CIGFUR) III, a collection of various electric membership corporations (collectively, the EMCs), and the North Carolina Attorney General's Office (the AGO). CIGFUR III and the EMCs appealed the interclass subsidy reduction percentage and the Transmission Cost Allocation stipulation. In addition, CIGFUR III appealed the NCUC's elimination of the equal percentage fuel cost allocation methodology. The AGO appealed several issues including the authorized ROE and certain rate design and accounting matters. Duke Energy Carolinas cannot predict the outcome of this matter.

2024 South Carolina Rate Case

On January 4, 2024, Duke Energy Carolinas filed a rate case with the PSCSC to request an average effective net increase in annual retail revenues of 11.4%, or approximately \$239 million, in the first two years, and an additional overall effective increase of about 4.1%, or approximately \$84 million additional revenue, after the first two years. The requested increases, if approved, would result in an overall average 15.5% increase in annual retail revenues, or approximately \$323 million, prior to mitigation efforts. To mitigate the rate increase, Duke Energy Carolinas has proposed to accelerate the return of remaining federal unprotected EDIT balances to customers over two years. This offset reduces the impact to customers in the first two years to the effective net increase of 11.4%, after which the credit for EDIT balances expire. Duke Energy Carolinas has requested the revised rates to be effective no later than August 1, 2024. The evidentiary hearing is scheduled to commence on May 20, 2024. Duke Energy Carolinas cannot predict the outcome of this matter.

PART II

DUKE ENERGY CORPORATION • DUKE ENERGY CAROLINAS, LLC • PROGRESS ENERGY, INC. • DUKE ENERGY PROGRESS, LLC •
DUKE ENERGY FLORIDA, LLC • DUKE ENERGY OHIO, INC. • DUKE ENERGY INDIANA, LLC • PIEDMONT NATURAL GAS COMPANY, INC.

Combined Notes to Consolidated Financial Statements – (Continued)

Duke Energy Progress

Regulatory Assets and Liabilities

The following tables present the regulatory assets and liabilities recorded on Duke Energy Progress' Consolidated Balance Sheets.

(in millions)	December 31,		Earns/Pays a Return	Recovery/Refund Period Ends
	2023	2022		
Regulatory Assets^(a)				
AROs – coal ash	\$ 1,218	\$ 1,418	(g)	(b)
AROs – nuclear and other	1,110	869		(c)
Deferred fuel and purchased power ^(b)	579	705	(e)	2025
Accrued pension and OPEB	408	417		(j)
Storm cost securitized balance, net	682	720	Yes	2041
Hedge costs deferrals	260	55		(b)
Storm cost deferrals	228	234	Yes	(b)
PISCC and deferred operating expenses	42	42	Yes	2054
Retired generation facilities ^(d)	126	149	Yes	(b)
Deferred asset – Harris COLA	15	21		(b)
Customer connect project ^(d)	49	54	Yes	(b)
AMI ^(d)	68	81	Yes	(b)
Incremental COVID-19 expenses	80	78		(b)
Vacation accrual	43	43		2024
Grid Deferral ^(d)	51	40	Yes	(b)
DSM/EE ^(d)	182	180	Yes	(h)
NCEMPA deferrals ^(d)	172	157	(f)	2042
Nuclear deferral	42	64		2025
COR settlement ^(d)	30	32	Yes	(b)
Decoupling	15	—	Yes	(b)
Deferred coal ash handling system costs ^(d)	21	25	Yes	(b)
Other	67	30		(b)
Total regulatory assets	5,488	5,414		
Less: Current portion	942	690		
Total noncurrent regulatory assets	\$ 4,546	\$ 4,724		
Regulatory Liabilities^(a)				
Net regulatory liability related to income taxes ^(k)	\$ 1,420	\$ 1,559	Yes	(b)
COR regulatory liability	2,805	2,269		(i)
Hedge cost deferrals	87	252		(b)
Deferred fuel and purchased power ^(b)	14	—	(e)	2025
Provision for rate refunds ^(d)	4	28	Yes	(b)
Other	345	344		(b)
Total regulatory liabilities	4,675	4,452		
Less: Current portion	300	332		
Total noncurrent regulatory liabilities	\$ 4,375	\$ 4,120		

(a) Regulatory assets and liabilities are excluded from rate base unless otherwise noted.

(b) The expected recovery or refund period varies or has not been determined.

(c) Recovery period for costs related to nuclear facilities runs through the decommissioning period of each unit.

(d) Included in rate base.

(e) Pays interest on over-recovered costs in North Carolina. Includes certain purchased power costs in North Carolina and South Carolina and costs of distributed energy in South Carolina. The asset balance principally relates to North Carolina costs while the liability balance relates to South Carolina.

(f) South Carolina retail allocated costs are earning a return.

(g) Earns a debt and equity return on coal ash expenditures for North Carolina and South Carolina retail customers as permitted by various regulatory orders.

(h) Includes incentives on DSM/EE investments and is recovered through an annual rider mechanism.

(i) Recovered over the life of the associated assets.

(j) Recovered primarily over the average remaining service periods or life expectancies of employees covered by the benefit plans. See Note 23 for additional detail.

(k) Includes regulatory liabilities related to the change in the federal tax rate as a result of the Tax Act and the change in the North Carolina tax rate. Portions are included in rate base.

(l) Duke Energy Progress submitted a fuel filing to the NCUC in June 2023 for recovery of \$445 million, which included deferrals through March 2023. The NCUC approved recovery of this balance through November 2024. The next filing will be made in the second quarter of 2024. Duke Energy Progress submitted a fuel filing to the PSCSC in May 2023 for recovery of \$79 million, which included deferrals through February 2023. The PSCSC approved recovery of this balance through July 2024. The next filing will be made in the second quarter of 2024.

Combined Notes to Consolidated Financial Statements – (Continued)**2022 North Carolina Rate Case**

On October 6, 2022, Duke Energy Progress filed a PBR application with the NCUC to request an increase in base rate retail revenues. The rate request before the NCUC included an MYRP to recover projected capital investments during the three-year MYRP period. In addition to the MYRP, the PBR Application included an Earnings Sharing Mechanism, Residential Decoupling Mechanism and PIMS as required by HB 951. The overall retail revenue increase as originally filed would have been \$326 million in Year 1, \$151 million in Year 2 and \$138 million in Year 3, for a combined total of \$615 million, by late 2025. The rate increase is driven primarily by transmission and distribution investments since the last rate case and projected in the MYRP, as well as investments in energy storage and solar assets included in the MYRP consistent with the Carbon Plan.

On April 26, 2023, Duke Energy Progress filed with the NCUC a partial settlement with Public Staff, which included agreement on many aspects of Duke Energy Progress' three-year MYRP proposal. In May 2023, CIGFUR II joined this partial settlement and Public Staff and CIGFUR II filed a separate settlement reaching agreement on PIMS, Tracking Metrics and the Residential Decoupling Mechanism under the PBR application.

On August 18, 2023, the NCUC issued an order approving Duke Energy Progress' PBR Application, as modified by the partial settlements and the order, including an overall retail revenue increase of \$233 million in Year 1, \$126 million in Year 2 and \$135 million in Year 3, for a combined total of \$494 million. Key aspects of the order include the approval of North Carolina retail rate base for the historic base case of approximately \$12.2 billion and capital projects and related costs to be included in the three-year MYRP, including \$3.5 billion (North Carolina retail allocation) projected to go in service over the MYRP period. The order established an ROE of 9.8% based upon a capital structure of 53% equity and 47% debt and approved, with certain adjustments, depreciation rates and the recovery of grid improvement plan costs and certain deferred COVID-related costs. Additionally, the Residential Decoupling Mechanism and PIMS were approved as requested under the PBR Application and revised by the partial settlements. As a result of the order, Duke Energy Progress recognized pretax charges of \$28 million within Impairment of assets and other charges, which primarily related to certain COVID-19 deferred costs, and \$8 million within Operations, maintenance and other, for the year ended December 31, 2023, on the Consolidated Statements of Operations. Duke Energy Progress implemented interim rates, subject to refund, on June 1, 2023, and implemented revised Year 1 rates and the residential decoupling on October 1, 2023.

On October 17, 2023, CIGFUR II and Haywood Electric Membership Corporation each filed a Notice of Appeal and Exceptions to the Supreme Court of North Carolina. Both parties were appealing certain matters that do not impact the overall revenue requirement in the rate case. Specifically, they appealed the interclass subsidy reduction percentage, and CIGFUR II also appealed the Customer Assistance Program and the equal percentage fuel cost allocation methodology. On November 6, 2023, the AGO filed a Notice of Cross Appeal of the NCUC's determination regarding the exclusion of electric vehicle revenue from the residential decoupling mechanism. On November 9, 2023, Duke Energy Progress, the Public Staff, CIGFUR II, and a number of other parties reached a settlement pursuant to which CIGFUR II agreed not to pursue

its appeal of the Customer Assistance Program. Duke Energy Progress cannot predict the outcome of this matter.

2023 South Carolina Storm Securitization

On May 31, 2023, Duke Energy Progress filed a petition with the PSCSC requesting authorization for the financing of Duke Energy Progress' storm recovery costs in the amount of approximately \$171 million, through securitization, due to storm recovery activities required as a result of the following storms: Pax, Ulysses, Matthew, Florence, Michael, Dorian, Izzy and Jasper. On September 8, 2023, Duke Energy Progress filed a comprehensive settlement agreement with all parties on all cost recovery issues raised in the storm securitization proceeding.

The evidentiary hearing occurred in early September 2023. On September 20, 2023, the PSCSC approved the comprehensive settlement agreement and on October 13, 2023, the PSCSC issued its financing order. Duke Energy Progress will proceed with structuring, marketing and pricing the storm recovery bonds and then seek PSCSC authorization to issue the bonds in the first half of 2024. Duke Energy Progress cannot predict the outcome of this matter.

2022 South Carolina Rate Case

On September 1, 2022, Duke Energy Progress filed an application with the PSCSC to request an increase in base rate retail revenues. On January 12, 2023, Duke Energy Progress and the ORS, as well as other consumer, environmental, and industrial intervening parties, filed a comprehensive Agreement and Stipulation of Settlement resolving all issues in the base rate proceeding. The major components of the stipulation include:

- A \$52 million annual customer rate increase prior to the reduction from the accelerated return to customers of federal unprotected Property, Plant and Equipment related EDIT. After extending the remaining EDIT giveback to customers to 33 months, the net annual retail rate increase is approximately \$36 million.
- ROE of 9.6% based upon a capital structure of 52.43% equity and 47.57% debt.
- Continuation of deferral treatment of coal ash basin closure costs. Supports an amortization period for remaining coal ash closure costs in this rate case of seven years. Duke Energy Progress agreed not to seek recovery of approximately \$50 million of deferred coal ash expenditures related to retired sites in this rate case (South Carolina retail allocation).
- Accepts the 2021 Depreciation Study as proposed in this case, as adjusted for certain recommendations from ORS and includes accelerated retirement dates for certain coal units as originally proposed.
- Establishment of a storm reserve to help offset the costs of major storms.

The PSCSC held a hearing on January 17, 2023, to consider evidence supporting the stipulation and unanimously voted to approve the comprehensive agreement on February 9, 2023. A final written order was issued on March 8, 2023. New rates went into effect April 1, 2023.

Combined Notes to Consolidated Financial Statements – (Continued)

Duke Energy Florida

Regulatory Assets and Liabilities

The following tables present the regulatory assets and liabilities recorded on Duke Energy Florida's Consolidated Balance Sheets.

(in millions)	December 31,		Earns/Pays a Return	Recovery/Refund Period Ends
	2023	2022		
Regulatory Assets^(a)				
AROs – coal ash	\$ 12	\$ 11		(b)
AROs – nuclear and other	17	15		(b)
Deferred fuel and purchased power ^(d)	594	1,355	(e)	2024
Accrued pension and OPEB ^(c)	349	342	Yes	(f)
Nuclear asset securitized balance, net	830	881		2036
Hedge costs deferrals ^(c)	63	73	Yes	2038
Storm cost deferrals ^(c)	70	325	(e)	(b)
COR regulatory asset	337	221	(d)	(b)
Retired generation facilities ^(c)	94	94	Yes	2044
Customer connect project ^(c)	76	82	Yes	2037
AMI ^(c)	24	30	Yes	2032
Qualifying facility contract buyouts ^(c)	68	81	Yes	2034
Other	69	55	(d)	(b)
Total regulatory assets	2,603	3,565		
Less: Current portion	720	1,143		
Total noncurrent regulatory assets	\$ 1,883	\$ 2,422		
Regulatory Liabilities^(a)				
Net regulatory liability related to income taxes ^(c)	\$ 588	\$ 633		(b)
Hedge cost deferrals	121	—		(b)
DOE Settlement	32	154		2024
Other	85	90	(d)	(b)
Total regulatory liabilities	826	877		
Less: Current portion	118	244		
Total noncurrent regulatory liabilities	\$ 708	\$ 633		

(a) Regulatory assets and liabilities are excluded from rate base unless otherwise noted.

(b) The expected recovery or refund period varies or has not been determined.

(c) Included in rate base.

(d) Certain costs earn/pay a return.

(e) Earns commercial paper rate.

(f) Recovered primarily over the average remaining service periods or life expectancies of employees covered by the benefit plans. See Note 23 for additional detail.

(g) On March 6, 2023, the FPSC approved Duke Energy Florida's amended February 2023 fuel filing recovery of \$469 million, which included the 2022 actual under-recovery of \$1.2 billion, offset by projected declining fuel costs in 2023 due to lower natural gas prices. The approved 21-month recovery period for the actual 2022 under-recovery is April 2023 through December 2024; the reduction in 2023 fuel costs were approved to be returned over 9-months from April 2023 through December 2023. Duke Energy Florida made its most recent fuel filing in September 2023. On November 1, 2023, the FPSC approved Duke Energy Florida's September 2023 fuel filing, which included the proposed fuel factors for 2024. In addition to the under-recoveries approved above, that filing also included a re-projected 2023 over-recovery of approximately \$120 million that will be returned to customers January 2024 through December 2024.

2021 Settlement Agreement

On January 14, 2021, Duke Energy Florida filed the 2021 Settlement with the FPSC. The parties to the 2021 Settlement include Duke Energy Florida, the Office of Public Counsel (OPC), the Florida Industrial Power Users Group, White Springs Agricultural Chemicals, Inc. d/b/a PCS Phosphate and NUCOR Steel Florida, Inc. (collectively, the Parties).

Pursuant to the 2021 Settlement, the Parties agreed to a base rate stay-out provision that expires year-end 2024; however, Duke Energy Florida is allowed an increase to its base rates of an incremental \$67 million in 2022, \$49 million in 2023 and \$79 million in 2024, subject to adjustment in the event of tax reform during the years 2021, 2022 and 2023. The Parties also agreed to an ROE band of 8.85% to 10.85% with a midpoint of 9.85% based on a capital structure of 53% equity and 47% debt. The ROE band can be increased by 25 basis points if the average 30-year U.S. Treasury rate increases 50 basis points or more over a six-month period in which case the midpoint ROE would rise from 9.85% to

10.10%. On July 25, 2022, this provision was triggered. Duke Energy Florida filed a petition with the FPSC on August 12, 2022, to increase the ROE effective August 2022 with a base rate increase effective January 1, 2023. The FPSC approved this request on October 4, 2022. The 2021 Settlement also provided that Duke Energy Florida will be able to retain \$173 million of the expected DOE award from its lawsuit to recover spent nuclear fuel to mitigate customer rates over the term of the 2021 Settlement. In return, Duke Energy Florida is permitted to recognize the \$173 million into earnings through the approved settlement period. Duke Energy Florida settled the DOE lawsuit and received payment of approximately \$180 million on June 15, 2022, of which the retail portion was approximately \$154 million. The 2021 Settlement authorizes Duke Energy Florida to collect the difference between \$173 million and the \$154 million retail portion of the amount received through the capacity cost recovery clause. As of December 31, 2023, Duke Energy Florida has recognized \$141 million into earnings. The remaining \$32 million is expected to be recognized in 2024, while also remaining within the approved return on equity band.

Combined Notes to Consolidated Financial Statements – (Continued)

The 2021 Settlement also contained a provision to recover or flow-back the effects of tax law changes. As a result of the IRA enacted on August 16, 2022, Duke Energy Florida is eligible for PTCs associated with solar facilities placed in service beginning in January 2022. Duke Energy Florida filed a petition with the FPSC on October 17, 2022, to reduce base rates effective January 1, 2023, by \$56 million to flow back the expected 2023 PTCs and to flow back the expected 2022 PTCs via an adjustment to the capacity cost recovery clause. On December 14, 2022, the FPSC issued an order approving Duke Energy Florida's petition. See Note 24 for additional information on the IRA.

In addition to these terms, the 2021 Settlement contained provisions related to the accelerated depreciation of Crystal River Units 4-5, the approval of approximately \$1 billion in future investments in new cost-effective solar power, the implementation of a new Electric Vehicle Charging Station Program and the deferral and recovery of costs in connection with the implementation of Duke Energy Florida's Vision Florida program, which explores various emerging non-carbon emitting generation technology, distributed technologies and resiliency projects, among other things. The 2021 Settlement also resolved remaining unrecovered storm costs for Hurricane Michael and Hurricane Dorian.

The FPSC approved the 2021 Settlement on May 4, 2021, issuing an order on June 4, 2021. Revised customer rates became effective January 1, 2022, with subsequent base rate increases effective January 1, 2023, and January 1, 2024.

Clean Energy Connection

On July 1, 2020, Duke Energy Florida petitioned the FPSC for approval of a voluntary solar program consisting of 10 new solar generating facilities with combined capacity of approximately 750 MW. The program allows participants to support cost-effective solar development in Florida by paying a subscription fee based on per kilowatt subscriptions and receiving a credit on their bill based on the actual generation associated with their portion of the solar portfolio. The estimated cost of the 10 new solar generation facilities is approximately \$1 billion and the projects are expected to be completed by the end of 2024. This investment will be included in base rates offset by the revenue from the subscription fees and the credits will be included for recovery in the fuel cost recovery clause. The FPSC approved the program in January 2021.

On February 24, 2021, the League of United Latin American Citizens (LULAC) filed a notice of appeal of the FPSC's order approving the Clean Energy Connection to the Supreme Court of Florida. The Supreme Court of Florida heard oral arguments in the appeal on February 9, 2022. On May 27, 2022, the Supreme Court of Florida issued an order remanding the case back to the FPSC so that the FPSC can amend its order to better address some of the arguments raised by LULAC. On September 23, 2022, the FPSC issued a revised order and submitted it on September 26, 2022, to the Supreme Court of Florida. The Supreme Court of Florida requested that the parties file supplemental briefs regarding the revised order, which were filed February 6, 2023. LULAC has filed a request for Oral Argument on the issues discussed in the supplemental briefs, but the Court has yet to rule on that request. The FPSC approval order remains in effect pending the outcome of the appeal. Duke Energy Florida cannot predict the outcome of this matter.

Storm Protection Plan

On April 11, 2022, Duke Energy Florida filed a Storm Protection Plan for approval with the FPSC. The plan, which covers investments for the 2023-2032 time frame, reflects approximately \$7 billion of capital investment in transmission and distribution meant to strengthen its infrastructure, reduce outage times associated with extreme weather events, reduce restoration costs and improve overall service reliability. The evidentiary hearing began on August 2, 2022. On October 4, 2022, the FPSC voted to approve Duke Energy Florida's plan with one

modification to remove the transmission loop radially fed program, representing a reduction of approximately \$80 million over the 10-year period starting in 2025. On December 9, 2022, the OPC filed a notice of appeal of this order to the Florida Supreme Court. The OPC's initial brief was filed on April 18, 2023. Duke Energy Florida filed its answer brief on July 17, 2023. The OPC's reply brief was filed on October 16, 2023. The Florida Supreme Court heard oral arguments on February 7, 2024. Duke Energy Florida cannot predict the outcome of this matter.

Hurricanes Ian and Idalia

On September 28, 2022, much of Duke Energy Florida's service territory was impacted by Hurricane Ian, which caused significant damage resulting in more than 1.1 million outages. Duke Energy Florida's Consolidated Balance Sheets included an estimate of approximately \$353 million as of December 31, 2022, related to deferred Hurricane Ian storm costs, consistent with the FPSC's storm rule, in Regulatory Assets within Other Noncurrent Assets. After depleting any existing storm reserves, which were approximately \$107 million before Hurricane Ian, Duke Energy Florida is permitted to petition the FPSC for recovery of additional incremental operation and maintenance costs resulting from the storm and to replenish the retail customer storm reserve to approximately \$132 million. Duke Energy Florida filed its petition for cost recovery of various storms, including Hurricane Ian, and replenishment of the storm reserve on January 23, 2023, seeking recovery of \$442 million, for recovery over 12 months beginning with the first billing cycle in April 2023. On March 7, 2023, the FPSC approved this request for interim recovery, subject to refund, and ordered Duke Energy Florida to file documentation of the total actual storm costs, once known. Duke Energy Florida filed documentation evidencing its total actual storm costs of \$431 million on September 29, 2023. The FPSC will hold a final hearing to determine the prudence of these costs in May of 2024.

On August 30, 2023, Hurricane Idalia made landfall on Florida's gulf coast, causing damage and impacting more than 200,000 customers across Duke Energy Florida's service territory. Duke Energy Florida's December 31, 2023, Consolidated Balance Sheets includes an estimate of approximately \$102 million in Regulatory Assets within Current Assets related to deferred Hurricane Idalia storm costs consistent with the FPSC's storm rule. On October 16, 2023, Duke Energy Florida requested to combine the \$92 million retail portion of the deferred estimated Hurricane Idalia costs with \$74 million of costs projected to be collected after December 31, 2023, under the existing approved storm cost recovery and storm surcharge. This \$74 million of costs relates primarily to the approved ongoing replenishment of the storm reserves. At its December 5, 2023 Agenda Conference, the FPSC approved recovery of the total \$166 million over 12 months beginning with its first billing cycle in January 2024, replacing the previously approved storm cost recovery and storm surcharge, and ordered Duke Energy Florida to file documentation of the total actual Idalia related storm costs, once known. Revised rates were effective January 1, 2024. Duke Energy Florida cannot predict the outcome of these matters.

2024 Florida Rate Case

In January 2024, Duke Energy Florida notified the FPSC that it expects to file a formal request for new base rates in April 2024. Duke Energy Florida intends to propose a three-year rate plan that would begin in January 2025, once its current base rate settlement agreement concludes at the end of 2024. Duke Energy Florida will propose multiyear rate increases that use the projected 12-month periods ending December 31, 2025, 2026, and 2027 as the test years, with adjusted rates to be effective with the first billing period of January 2025, 2026, and 2027, respectively. Duke Energy Florida expects to request additional base rate revenue requirements of approximately \$596 million in 2025, \$95 million in 2026 and \$127 million in 2027, representing an average annual increase in revenue requirements of approximately 4% over 2025 through 2027.

Combined Notes to Consolidated Financial Statements – (Continued)**Duke Energy Ohio****Regulatory Assets and Liabilities**

The following tables present the regulatory assets and liabilities recorded on Duke Energy Ohio's Consolidated Balance Sheets.

(in millions)	December 31,		Earns/Pays a Return	Recovery/Refund Period Ends
	2023	2022		
Regulatory Assets^(a)				
AROs – coal ash	\$ 17	\$ —	Yes	(b)
Deferred fuel and purchased gas costs	20	54		2024
Accrued pension and OPEB	123	129		(e)
Storm cost deferrals	12	14		2024
COR regulatory asset	34	—		(b)
PISCC and deferred operating expenses ^(c)	15	15	Yes	2083
Customer connect project	49	54		(b)
AMI	13	18		(b)
CEP deferral	193	190	Yes	(b)
Deferred pipeline integrity costs	30	28	Yes	(b)
Decoupling	25	—		(b)
Network Integration Transmission Services deferral	31	23	Yes	(b)
Transmission expansion obligation	30	31		(b)
East Bend deferrals ^(c)	28	33	Yes	(b)
Propane caverns	26	26		(b)
Other	103	69		(b)
Total regulatory assets	749	684		
Less: Current portion	73	103		
Total noncurrent regulatory assets	\$ 676	\$ 581		
Regulatory Liabilities^(a)				
Net regulatory liability related to income taxes	\$ 466	\$ 496		(b)
COR regulatory liability	—	9		(d)
Accrued pension and OPEB	17	21		(e)
Deferred fuel and purchased gas costs	15	35		2024
Other	55	72		(b)
Total regulatory liabilities	553	633		
Less: Current portion	56	99		
Total noncurrent regulatory liabilities	\$ 497	\$ 534		

(a) Regulatory assets and liabilities are excluded from rate base unless otherwise noted.

(b) The expected recovery or refund period varies or has not been determined.

(c) Included in rate base.

(d) Recovery over the life of the associated assets.

(e) Recovered primarily over the average remaining service periods or life expectancies of employees covered by the benefit plans. See Note 23 for additional detail.

Duke Energy Ohio Electric Base Rate Case

Duke Energy Ohio filed with the PUCO an electric distribution base rate case application on October 1, 2021, with supporting testimony filed on October 15, 2021, requesting an increase in electric distribution base rates of approximately \$55 million. On September 19, 2022, Duke Energy Ohio filed a Stipulation and Recommendation with the PUCO, which included an increase in overall electric distribution base rates of approximately \$23 million with an equity ratio of 50.5% and an ROE of 9.5%. The stipulation was among all but one party to the proceeding. The PUCO issued an order on December 14, 2022, approving the Stipulation without modification. Rates went into effect on January 3, 2023. The Ohio Consumers' Counsel (OCC) filed an application for rehearing on January 13, 2023, arguing the Stipulation was unreasonable, discriminatory and denied OCC due process. On February 8, 2023, the Commission granted the OCC's application for rehearing for further consideration. Duke Energy Ohio cannot predict the outcome of this matter.

Energy Efficiency Cost Recovery

In response to changes in Ohio law that eliminated Ohio's energy efficiency mandates, the PUCO issued an order on February 26, 2020, directing utilities to wind down their demand-side management programs by September 30, 2020, and to terminate the programs by December 31, 2020.

- On March 27, 2020, Duke Energy Ohio filed an application for rehearing seeking clarification on the final true up and reconciliation process after 2020.
- Effective January 1, 2021, Duke Energy Ohio suspended its energy efficiency programs.

Combined Notes to Consolidated Financial Statements – (Continued)

On August 9, 2023, the PUCO issued its decision approving the Company's request for recovery and final true up of energy efficiency program costs, lost distribution revenues and performance incentives from calendar years 2018 through 2020, resulting in \$14 million of Regulated electric revenue on the Consolidated Statements of Operations for the year ended December 31, 2023, and resolving all outstanding issues in these proceedings. Revised rates were effective September 1, 2023.

Duke Energy Ohio Natural Gas Base Rate Case

Duke Energy Ohio filed with the PUCO a natural gas base rate case application on June 30, 2022, with supporting testimony filed on July 14, 2022, requesting an increase in natural gas base rates of approximately \$49 million. The drivers for this case are capital invested since Duke Energy Ohio's last natural gas base rate case in 2012. Duke Energy Ohio also sought to adjust the caps on its CEP Rider. On April 28, 2023, Duke Energy Ohio filed a stipulation with all parties to the case except the OCC. In the stipulation, the parties agreed to approximately \$32 million in revenue increases with an equity ratio of 52.32% and an ROE of 9.6%, and adjustments to the CEP Rider caps. The stipulation was opposed by the OCC at an evidentiary hearing that concluded on May 24, 2023. On November 1, 2023, PUCO issued an order approving the stipulation as filed. New rates went into effect November 1, 2023. On December 1, 2023, the OCC filed an application for rehearing. On December 13, 2023, the PUCO granted OCC's application for rehearing for further consideration of issues raised. Duke Energy Ohio cannot predict the outcome of this matter.

MGP Cost Recovery

In an order issued in 2013, the PUCO approved Duke Energy Ohio's deferral and recovery of costs related to environmental remediation at two sites (East End and West End) that housed former MGP operations. Duke Energy Ohio made annual applications with the PUCO to recover its incremental remediation costs consistent with the PUCO's directive in Duke Energy Ohio's 2012 natural gas base rate case.

A Stipulation and Recommendation was filed jointly by Duke Energy Ohio, the Staff, the Office of the Ohio Consumers' Counsel and the Ohio Energy Group on August 31, 2021, which was approved without modification by the PUCO on April 20, 2022. The Stipulation and Recommendation resolved all open issues regarding MGP remediation costs incurred between 2013 and 2019. Duke Energy Ohio's request for additional deferral authority beyond 2019 and the pending issues related to the Tax Act described below as it related to Duke Energy Ohio's natural gas operations. As a result of the approval of the Stipulation and Recommendation, Duke Energy Ohio recognized pretax charges of approximately \$15 million to Operating revenues, regulated natural gas and \$58 million to Operation, maintenance and other and a tax benefit of \$72 million to Income Tax (Benefit) Expense in the Consolidated Statements of Operations for the year ended December 31, 2022. The Stipulation and Recommendation further acknowledged Duke Energy Ohio's ability to file a request for additional deferral authority in the future related to environmental remediation of any MGP impacts in the Ohio River, if necessary, subject to specific conditions. On June 15, 2022, the PUCO granted the rehearing requests of Interstate Gas Supply, Inc. (IGS) and The Retail Energy Supply Association (RESA), which were filed on May 20, 2022, for further consideration. Duke Energy Ohio cannot predict the outcome of this matter.

Tax Act – Ohio

On December 21, 2018, Duke Energy Ohio filed an application to change its base rate tariffs and establish a rider to implement the benefits of the Tax Act for natural gas customers. The rider would flow through to customers the

benefit of the reduction in the statutory federal tax rate from 35% to 21% since January 1, 2018, all future benefits of the lower tax rates and a full refund of deferred income taxes collected at the higher tax rates in prior years. Deferred income taxes subject to normalization rules would be refunded consistent with federal law and deferred income taxes not subject to normalization rules will be refunded over a 10-year period. An evidentiary hearing occurred on August 7, 2019. The Stipulation and Recommendation filed on August 31, 2021, and approved on April 20, 2022, disclosed in the MGP Cost Recovery matter above, resolved the outstanding issues in this proceeding by providing customers a one-time bill credit for the reduction in the statutory federal tax rate from 35% to 21% since January 1, 2018, through June 1, 2022, and reducing base rates going forward. Deferred income taxes not subject to normalization rules were written off. Deferred income taxes subject to normalization rules are refunded consistent with federal law through a rider. The commission granted the rehearing requests of IGS and RESA for further consideration. Duke Energy Ohio cannot predict the outcome of this matter.

Midwest Propane Caverns

Duke Energy Ohio used propane stored in caverns to meet peak demand during winter for several decades. Once the Central Corridor Project was complete and placed in service, the propane peaking facilities were no longer necessary and were retired. On October 7, 2021, Duke Energy Ohio requested deferral treatment of the property, plant and equipment as well as costs related to propane inventory and decommissioning costs. On January 6, 2022, the Staff issued a report recommending deferral authority for costs related to propane inventory and decommissioning costs, but not for the net book value of the remaining plant assets. As a result of the Staff's report, Duke Energy Ohio recorded a \$19 million charge to Impairment of assets and other charges on the Consolidated Statements of Operations and Comprehensive Income for the year ended December 31, 2021. A Stipulation and Recommendation was filed jointly by Duke Energy Ohio and the Staff on April 27, 2022, recommending, among other things, approval of deferral treatment of a portion of the net book value of the property, plant and equipment prior to the 2021 impairment at the time of the next natural gas base rate case, excluding operations and maintenance savings, decommissioning costs not to exceed \$7 million and costs related to propane inventory. The Stipulation and Recommendation states that Duke Energy Ohio will seek recovery of the deferral through its next natural gas base rate case proceeding with a proposed amortization period of at least 10 years and include an independent engineering study analyzing the necessity and prudence of the incremental investments made at the facilities since March 31, 2012. Duke Energy Ohio will not seek a return on the deferred amounts. An evidentiary hearing was held on September 8, 2022. On October 5, 2022, the PUCO issued an order approving the Stipulation and Recommendation as filed. As a result of the order, Duke Energy Ohio recorded a reversal of \$12 million to Impairment of assets and other charges on the Consolidated Statements of Operations and Comprehensive Income for the year ended December 31, 2022.

Duke Energy Kentucky Electric Base Rate Case

On December 1, 2022, Duke Energy Kentucky filed a rate case with the KPSC requesting an annualized increase in electric base rates of approximately \$75 million. The request for rate increase was driven by capital investments to strengthen the electricity generation and delivery systems along with adjusted depreciation rates for the East Bend and Woodsdale generation stations to support the energy transition. Duke Energy Kentucky also requested new programs and tariff updates, including a voluntary community-based renewable subscription program and two electric vehicle charging programs. The KPSC

Combined Notes to Consolidated Financial Statements – (Continued)

issued an order on October 12, 2023, including a \$48 million increase in base revenues, an ROE of 9.75% for electric base rates and 9.65% for electric riders and an equity ratio of 52.145%. New rates went into effect October 13, 2023. The Company's request to align the depreciation rates of East Bend with a 2035 retirement date was denied and the KPSC ordered depreciation rates with a 2041 retirement date for the unit. The KPSC did approve the request to align the depreciation rates of Woodsdale CT with a 2040 retirement date and denied the voluntary community-based renewable subscription program and the two electric vehicle charging programs.

On November 1, 2023, Duke Energy Kentucky filed for rehearing requesting certain matters be reconsidered by the KPSC. On November 21,

2023, KPSC granted in part and denied in part the Company's request for rehearing. On February 15, 2024, the KPSC issued a briefing schedule for the rehearing process. Simultaneous briefs are due on March 18, 2024, simultaneous reply briefs are due on April 1, 2024 and the matter shall stand submitted on April 2, 2024. On December 14, 2023, Duke Energy Kentucky filed an appeal with the Franklin County Circuit Court on certain matters for which the KPSC denied rehearing, specifically as it relates to including decommissioning costs in depreciation rates for East Bend and Woodsdale. On January 8, 2024, answers to the appeal were filed by the KPSC, Kentucky Attorney General, and the Kentucky Broadband & Cable Association. Duke Energy Kentucky cannot predict the outcome of this matter.

Duke Energy Indiana**Regulatory Assets and Liabilities**

The following tables present the regulatory assets and liabilities recorded on Duke Energy Indiana's Consolidated Balance Sheets.

(in millions)	December 31,		Earns/Pays a Return	Recovery/Refund Period Ends
	2023	2022		
Regulatory Assets^(a)				
AROs – coal ash	\$ 408	\$ 385	Yes	(b)
Deferred fuel and purchased power	—	138		2024
Accrued pension and OPEB	208	214		(e)
Hedge costs deferrals	19	20		(b)
PISCC and deferred operating expenses ^(c)	252	255	Yes	(b)
Retired generation facilities ^(c)	29	34	Yes	2030
Customer connect project	19	19		(b)
AMI	13	15		2031
Other	48	44		(b)
Total regulatory assets	996	1,124		
Less: Current portion	102	249		
Total noncurrent regulatory assets	\$ 894	\$ 875		
Regulatory Liabilities^(a)				
Net regulatory liability related to income taxes	\$ 794	\$ 840		(b)
COR regulatory liability	496	531		(d)
Hedge cost deferrals	77	81		(b)
Accrued pension and OPEB	109	104		(e)
Deferred fuel and purchased power	23	—		2024
Other	169	85		(b)
Total regulatory liabilities	1,668	1,641		
Less: Current portion	209	187		
Total noncurrent regulatory liabilities	\$ 1,459	\$ 1,454		

(a) Regulatory assets and liabilities are excluded from rate base unless otherwise noted.

(b) The expected recovery or refund period varies or has not been determined.

(c) Included in rate base.

(d) Refunded over the life of the associated assets.

(e) Recovered primarily over the average remaining service periods or life expectancies of employees covered by the benefit plans. See Note 23 for additional detail.

Combined Notes to Consolidated Financial Statements – (Continued)**2019 Indiana Rate Case**

On July 2, 2019, Duke Energy Indiana filed a general rate case with the IURC for a rate increase for retail customers of approximately \$395 million. The rebuttal case, filed on December 4, 2019, updated the requested revenue requirement to result in a 15.6% or \$396 million average retail rate increase, including the impacts of the utility receipts tax. On June 29, 2020, the IURC issued an order in the rate case approving a revenue increase of \$146 million before certain adjustments and ratemaking refinements. The order approved Duke Energy Indiana's requested forecasted rate base of \$10.2 billion as of December 31, 2020, including the Edwardsport Integrated Gasification Combined Cycle (IGCC) Plant. The IURC reduced Duke Energy Indiana's request by slightly more than \$200 million, when accounting for the utility receipts tax and other adjustments. Step one rates were estimated to be approximately 75% of the total rate increase and became effective on July 30, 2020. Step two rates estimated to be the remaining 25% of the total rate increase were approved on July 28, 2021, and implemented in August 2021.

Several groups appealed the IURC order to the Indiana Court of Appeals. The Indiana Court of Appeals affirmed the IURC decision on May 13, 2021. However, upon appeal by the Indiana Office of Utility Consumer Counselor (OUCC) and the Duke Industrial Group on March 10, 2022, the Indiana Supreme Court found that the IURC erred in allowing Duke Energy Indiana to recover coal ash costs incurred before the IURC's rate case order in June 2020. The Indiana Supreme Court found that allowing Duke Energy Indiana to recover coal ash costs incurred between rate cases that exceeded the amount built into base rates violated the prohibition against retroactive ratemaking. The IURC's order was remanded to the IURC for additional proceedings consistent with the Indiana Supreme Court's opinion. As a result of the court's opinion, Duke Energy Indiana recognized pretax charges of approximately \$211 million to Impairment of assets and other charges and \$46 million to Operating revenues in the Consolidated Statements of Operations for the year ended December 31, 2022. Duke Energy Indiana filed a request for rehearing with the Supreme Court on April 11, 2022, which the court denied on May 26, 2022. Duke Energy Indiana filed its testimony in the remand proceeding on August 18, 2022. On February 3, 2023, Duke Energy Indiana filed a settlement agreement reached with the OUCC and Duke Industrial Group, which includes an agreed amount of approximately \$70 million of refunds to be paid to customers. The IURC approved this settlement agreement in its entirety on April 12, 2023. In June of 2023, Duke Energy Indiana commenced refunding the approximate \$70 million to customers in accordance with the settlement agreement.

Indiana Coal Ash Recovery

In Duke Energy Indiana's 2019 rate case, the IURC also opened a subdocket for post-2018 coal ash related expenditures. Duke Energy Indiana

filed testimony on April 15, 2020, in the coal ash subdocket requesting recovery for the post-2018 coal ash basin closure costs for plans that have been approved by IDEM as well as continuing deferral, with carrying costs, on the balance. On November 3, 2021, the IURC issued an order allowing recovery for post-2018 coal ash basin closure costs for the plans that have been approved by IDEM, as well as continuing deferral, with carrying costs, on the balance. The OUCC and the Duke Industrial Group appealed. The Indiana Court of Appeals issued its opinion on February 21, 2023, reversing the IURC's order to the extent that it allowed Duke Energy Indiana to recover federally mandated costs incurred prior to the IURC's November 3, 2021, order. In addition, the court found that any costs incurred pre-petition to determine federally mandated compliance options were not specifically authorized by the statute and should also be disallowed. As a result of the Indiana Court of Appeals' opinion, Duke Energy Indiana recognized a pretax charge of approximately \$175 million to Impairment of assets and other charges for the year ended December 31, 2022.

In the second quarter of 2023, Duke Energy Indiana filed its proposal to remove from rates certain costs incurred prior to the IURC's November 3, 2021, order date. On September 20, 2023, the commission approved the Company's proposal to remove the costs from its rates and assessed simple interest of the refunds of 4.71%, beginning from when the costs were initially recovered from customers. Duke Energy Indiana filed a new petition under the amended version of the federal mandate statute for post-2018 coal ash closure costs for the remaining basins not included in the 2020 Indiana Coal Ash Recovery Case. An evidentiary hearing was held on January 25, 2024. Duke Energy Indiana cannot predict the outcome of this matter.

TDSIC 2.0

On November 23, 2021, Duke Energy Indiana filed for approval of the Transmission, Distribution, Storage Improvement Charge 2.0 investment plan for 2023-2028 (TDSIC 2.0). On June 15, 2022, the IURC approved, without modification, TDSIC 2.0, which includes approximately \$2 billion in transmission and distribution investments selected to improve customer reliability, harden and improve resiliency of the grid, enable expansion of renewable and distributed energy projects and encourage economic development. In addition, the IURC set up a subdocket to consider a targeted economic development project, which the IURC approved on March 2, 2022. On July 15, 2022, the OUCC filed a notice of appeal to the Indiana Court of Appeals in Duke Energy Indiana's TDSIC 2.0 proceeding. An appellant brief was filed on October 28, 2022, and Duke Energy Indiana filed its responsive brief on December 28, 2022. The Indiana Court of Appeals issued its opinion on March 9, 2023, affirming the IURC's order in its entirety. The Duke Industrial Group filed a petition to transfer to the Indiana Supreme Court. The Indiana Supreme Court granted transfer and held an oral argument on September 28, 2023. Duke Energy Indiana cannot predict the outcome of this matter.

Combined Notes to Consolidated Financial Statements – (Continued)**Piedmont****Regulatory Assets and Liabilities**

The following tables present the regulatory assets and liabilities recorded on Piedmont's Consolidated Balance Sheets.

(in millions)	December 31,		Earns/Pays a Return	Recovery/Refund Period Ends
	2023	2022		
Regulatory Assets^(a)				
AROs – nuclear and other	\$ 26	\$ 27		^(d)
Accrued pension and OPEB ^(c)	129	119		^(e)
Vacation accrual	13	12		2024
Derivatives – natural gas supply contracts ^(f)	147	168		
Deferred pipeline integrity costs ^(c)	103	93		2025
Decoupling	75	42	^(e)	^(b)
Tennessee ARM Deferral	20	3	^(e)	^(b)
Other	58	47	^(e)	^(b)
Total regulatory assets	571	511		
Less: Current portion	161	119		
Total noncurrent regulatory assets	\$ 410	\$ 392		
Regulatory Liabilities^(a)				
Net regulatory liability related to income taxes	\$ 433	\$ 459		^(b)
COR regulatory liability ^(c)	555	573		^(d)
Other	98	66	^(e)	^(b)
Total regulatory liabilities	1,086	1,098		
Less: Current portion	98	74		
Total noncurrent regulatory liabilities	\$ 988	\$ 1,024		

(a) Regulatory assets and liabilities are excluded from rate base unless otherwise noted.

(b) The expected recovery or refund period varies or has not been determined.

(c) Included in rate base.

(d) Recovery over the life of the associated assets.

(e) Certain costs earn/pay a return.

(f) Balance will fluctuate with changes in the market. Current contracts extend into 2031.

(g) Recovered primarily over the average remaining service periods or life expectancies of employees covered by the benefit plans. See Note 23 for additional detail.

Tennessee Annual Review Mechanism

On October 10, 2022, the TPUC approved Piedmont's petition to adopt an ARM as allowed by Tennessee law. Under the ARM, Piedmont will adjust rates annually to achieve its allowed 9.80% ROE over the upcoming year and to true up any variance between its allowed ROE and actual ROE from the prior calendar year. The initial year subject to the true up was 2022, and Piedmont filed the initial rate adjustments request on May 19, 2023, for a total increase of approximately \$42 million. On September 11, 2023, the TPUC approved a settlement between Piedmont and the Consumer Advocate Division of the Tennessee Attorney General's Office, which provided for recovery of the Historic Base Period Reconciliation cost of service of \$11 million through rider rates and an increase in Piedmont's base rates of \$29 million for the Annual Base Rate Reset component of the ARM. These amounts result in a total increase of \$40 million with adjusted rates effective October 1, 2023.

OTHER REGULATORY MATTERS**Potential Coal Plant Retirements**

The Subsidiary Registrants periodically file IRPs with their state regulatory commissions. The IRPs provide a view of forecasted energy needs over a long term (10 to 20 years) and resources proposed to meet those needs.

IRPs filed by certain Subsidiary Registrants included planning assumptions around future retirement dates of aging coal-fired generating facilities in North Carolina (Duke Energy Carolinas and Duke Energy Progress) and Indiana (Duke Energy Indiana). In North Carolina, the NCUC concluded in its December 2022 Carbon Plan order that the projected retirement dates presented by Duke Energy Carolinas and Duke Energy Progress in their Carbon Plan for coal-fired generating facilities were reasonable for planning purposes and further directed that appropriate steps be taken to optimally retire the coal fleet according to such schedule. Duke Energy Carolinas and Duke Energy Progress filed updated Resource Plans (Carbon Plan and IRP) in August 2023, and a supplemental filing in January 2024. See the "Other Matters" section of Item 7 Management's Discussion and Analysis for further details on IRPs.

Duke Energy continues to evaluate the retirement date assumptions for coal-fired generating facilities as changes in energy usage and/or growth and availability of replacement generation could result in different retirement dates of units than their current estimated useful lives. Except as discussed above related to Duke Energy Kentucky's East Bend plant, rate cases recently filed or approved across all jurisdictions included proposed depreciation rates reflecting the earlier retirement dates as outlined in recent IRPs. Duke Energy plans to seek regulatory recovery for amounts that would not be otherwise recovered when any of these assets are retired.

Combined Notes to Consolidated Financial Statements – (Continued)**5. COMMITMENTS AND CONTINGENCIES****INSURANCE****General Insurance**

The Duke Energy Registrants have insurance and reinsurance coverage either directly or through indemnification from Duke Energy's captive insurance company, Bison, and its affiliates, consistent with companies engaged in similar commercial operations with similar type properties. The Duke Energy Registrants' coverage includes (i) commercial general liability coverage for liabilities arising to third parties for bodily injury and property damage; (ii) workers' compensation; (iii) automobile liability coverage; and (iv) property coverage for all real and personal property damage. Real and personal property damage coverage excludes electric transmission and distribution lines, but includes damages arising from boiler and machinery breakdowns, earthquakes, flood damage and extra expense, but not outage or replacement power coverage. All coverage is subject to certain deductibles or retentions, sublimits, exclusions, terms and conditions common for companies with similar types of operations. The Duke Energy Registrants self-insure their electric transmission and distribution lines against loss due to storm damage and other natural disasters. As discussed further in Note 4, Duke Energy Florida maintains a storm damage reserve and has a regulatory mechanism to recover the cost of named storms on an expedited basis.

The cost of the Duke Energy Registrants' coverage can fluctuate from year to year reflecting claims history and conditions of the insurance and reinsurance markets. In the event of a loss, terms and amounts of insurance and reinsurance available might not be adequate to cover claims and other expenses incurred. Uninsured losses and other expenses, to the extent not recovered by other sources, could have a material effect on the Duke Energy Registrants' results of operations, cash flows or financial position. Each company is responsible to the extent losses may be excluded or exceed limits of the coverage available.

Nuclear Insurance

Duke Energy Carolinas owns and operates McGuire and Oconee and operates and has a partial ownership interest in Catawba. McGuire and Catawba each have two reactors. Oconee has three reactors. The other joint owners of Catawba reimburse Duke Energy Carolinas for certain expenses associated with nuclear insurance per the Catawba joint owner agreements.

Duke Energy Progress owns and operates Robinson, Brunswick and Harris. Robinson and Harris each have one reactor. Brunswick has two reactors.

Duke Energy Florida owns Crystal River Unit 3, which permanently ceased operation in 2013 and achieved a SAFSTOR condition in July 2019. On October 1, 2020, Crystal River Unit 3 changed decommissioning strategies from SAFSTOR to DECON.

In the event of a loss, terms and amounts of insurance available might not be adequate to cover property damage and other expenses incurred. Uninsured losses and other expenses, to the extent not recovered by other sources, could have a material effect on Duke Energy Carolinas', Duke Energy Progress' and Duke Energy Florida's results of operations, cash flows or financial position. Each company is responsible to the extent losses may be excluded or exceed limits of the coverage available.

Nuclear Liability Coverage

The Price-Anderson Act requires owners of nuclear reactors to provide for public nuclear liability protection per nuclear incident up to a maximum total financial protection liability. The maximum total financial protection liability, which is approximately \$16.2 billion, is subject to change every five years for inflation and for the number of licensed reactors. Total nuclear liability coverage consists of a combination of private primary nuclear liability insurance coverage and a mandatory industry risk-sharing program to provide for excess nuclear liability coverage above the maximum reasonably available private primary coverage. The U.S. Congress could impose revenue-raising measures on the nuclear industry to pay claims.

Primary Liability Insurance

Duke Energy Carolinas and Duke Energy Progress have purchased the maximum reasonably available private primary nuclear liability insurance as required by law, which is \$450 million per station. Duke Energy Florida has purchased \$100 million primary nuclear liability insurance for Crystal River in compliance with the law.

Excess Liability Program

This program provides \$16.2 billion of coverage per incident through the Price-Anderson Act's mandatory industrywide excess secondary financial protection program of risk pooling. This amount is the product of potential cumulative retrospective premium assessments of \$166 million times the current 95 licensed commercial nuclear reactors in the U.S. Under this program, operating unit licensees could be assessed retrospective premiums to compensate for public nuclear liability damages in the event of a nuclear incident at any licensed facility in the U.S. Retrospective premiums may be assessed at a rate not to exceed \$24.7 million per year per licensed reactor for each incident. The assessment may be subject to state premium taxes.

Nuclear Property and Accidental Outage Coverage

Duke Energy Carolinas, Duke Energy Progress and Duke Energy Florida are members of Nuclear Electric Insurance Limited (NEIL), an industry mutual insurance company, which provides property damage, nuclear accident decontamination and premature decommissioning insurance for each station for losses resulting from damage to its nuclear plants, either due to accidents or acts of terrorism. Additionally, NEIL provides accidental outage coverage for losses in the event of a major accidental outage at an insured nuclear station.

Pursuant to regulations of the NRC, each company's property damage insurance policies provide that all proceeds from such insurance be applied, first, to place the plant in a safe and stable condition after a qualifying accident and second, to decontaminate the plant before any proceeds can be used for decommissioning, plant repair or restoration.

Losses resulting from acts of terrorism are covered as common occurrences, such that if terrorist acts occur against one or more commercial nuclear power plants insured by NEIL within a 12-month period, they would be treated as one event and the owners of the plants where the act occurred would share one full limit of liability. The full limit of liability is currently \$3.2 billion. NEIL sublimits the total aggregate for all of their policies for non-nuclear terrorist events to approximately \$1.8 billion.

Combined Notes to Consolidated Financial Statements – (Continued)

Each nuclear facility has accident property damage, nuclear accident decontamination and premature decommissioning liability insurance from NEIL with limits of \$1.5 billion, except for Crystal River Unit 3. Crystal River Unit 3's limit is \$50 million and is on an actual cash value basis. All nuclear facilities except for Catawba and Crystal River Unit 3 also share an additional \$1.25 billion nuclear accident insurance limit above their dedicated underlying limit. This shared additional excess limit is not subject to reinstatement in the event of a loss. Catawba has a dedicated \$1.25 billion of additional nuclear accident insurance limit above its dedicated underlying limit. Catawba and Oconee also have an additional \$750 million of non-nuclear accident property damage limit. All coverages are subject to sublimits and significant deductibles.

NEIL's Accidental Outage policy provides some coverage, similar to business interruption, for losses in the event of a major accident property damage outage of a nuclear unit. Coverage is provided on a weekly limit basis after a significant waiting period deductible and at 100% of the applicable weekly limits for 52 weeks and 80% of the applicable weekly limits for up to the next 110 weeks. Coverage is provided until these applicable weekly periods are met, where the accidental outage policy limit will not exceed \$490 million for Catawba, McGuire and Harris, \$462 million for Brunswick and Oconee and \$378 million for Robinson. NEIL sublimits the accidental outage recovery up to the first 104 weeks of coverage not to exceed \$328 million from non-nuclear accidental property damage. Coverage amounts decrease in the event more than one unit at a station is out of service due to a common accident. All coverages are subject to sublimits and significant deductibles.

Potential Retroactive Premium Assessments

In the event of NEIL losses, NEIL's board of directors may assess member companies' retroactive premiums of amounts up to 10 times their annual premiums for up to six years after a loss. NEIL has never exercised this assessment. The maximum aggregate annual retrospective premium obligations for Duke Energy Carolinas, Duke Energy Progress and Duke Energy Florida are \$147 million, \$90 million and \$1 million, respectively. Duke Energy Carolinas' maximum assessment amount includes 100% of potential obligations to NEIL for jointly owned reactors. Duke Energy Carolinas would seek reimbursement from the joint owners for their portion of these assessment amounts.

ENVIRONMENTAL

The Duke Energy Registrants are subject to federal, state and local regulations regarding air and water quality, hazardous and solid waste disposal, coal ash and other environmental matters. These regulations can be changed from time to time, imposing new obligations on the Duke Energy Registrants. The following environmental matters impact all of the Duke Energy Registrants.

Remediation Activities

In addition to AROs recorded as a result of various environmental regulations, discussed in Note 10, the Duke Energy Registrants are responsible for environmental remediation at various sites. These include certain properties that are part of ongoing operations and sites formerly owned or used by Duke Energy entities. These sites are in various stages of investigation, remediation and monitoring. Managed in conjunction with relevant federal, state and local agencies, remediation activities vary based upon site conditions and location, remediation requirements, complexity and sharing of responsibility. If remediation activities involve joint and several liability provisions, strict liability, or cost recovery or contribution actions, the Duke Energy Registrants could potentially be held responsible for environmental impacts caused by

other potentially responsible parties and may also benefit from insurance policies or contractual indemnities that cover some or all cleanup costs. Liabilities are recorded when losses become probable and are reasonably estimable. The total costs that may be incurred cannot be estimated because the extent of environmental impact, allocation among potentially responsible parties, remediation alternatives and/or regulatory decisions have not yet been determined at all sites. Additional costs associated with remediation activities are likely to be incurred in the future and could be significant. Costs are typically expensed as Operation, maintenance and other in the Consolidated Statements of Operations unless regulatory recovery of the costs is deemed probable.

The following table contains information regarding reserves for probable and estimable costs related to the various environmental sites. These reserves are recorded in Accounts Payable within Other Current Liabilities and Other within Other Noncurrent Liabilities on the Consolidated Balance Sheets.

(in millions)	December 31, 2023	December 31, 2022
Reserves for Environmental Remediation		
Duke Energy	\$ 88	\$ 84
Duke Energy Carolinas	23	22
Progress Energy	19	19
Duke Energy Progress	9	8
Duke Energy Florida	10	11
Duke Energy Ohio	36	33
Duke Energy Indiana	2	3
Piedmont	7	7

Additional losses in excess of recorded reserves that could be incurred for the stages of investigation, remediation and monitoring for environmental sites that have been evaluated at this time are not material.

LITIGATION**Duke Energy*****Texas Storm Uri Tort Litigation***

Duke Energy (Parent), several Duke Energy renewables project companies, and others in the ERCOT market were named in multiple lawsuits arising out of Texas Storm Uri, which occurred in February 2021. These lawsuits seek recovery for property damage, personal injury and wrongful death allegedly caused by the power outages that plaintiffs claim were the collective failure of generators including Duke Energy entities, transmission and distribution operators (TDUs), retail energy providers, and all others, including ERCOT. The cases were consolidated into a Texas state court multidistrict litigation (MDL) proceeding for discovery and pre-trial motions. Five MDL cases were designated as lead cases in which motions to dismiss were filed and all other cases were stayed. On January 28, 2023, the Court denied certain motions including those by the generator defendants and TDUs and granted others. The generators and TDUs filed separate petitions for Writ of Mandamus to the Texas Court of Appeals seeking to overturn the denials. The TDUs' petition, filed first, was accepted and oral argument was held on October 23, 2023. In the cases against the generators, Plaintiffs have dismissed the claims against Duke Energy (Parent). However, before Duke Energy (Parent) was dismissed from all cases, on December 14, 2023, without argument, the Court of Appeals accepted mandamus of the generator defendants' appeal, which includes all Duke Energy entities, and directed the MDL court to dismiss all claims. Plaintiffs filed their Petition for Reconsideration on January 29, 2024. Regardless of the

Combined Notes to Consolidated Financial Statements – (Continued)

outcome of any motion for reconsideration or appeal, claims against Duke Energy (Parent) will remain dismissed. In October 2023, in conjunction with the closing of the sale of the utility-scale solar and wind group, all but one of the project company lawsuits transferred to Brookfield. Based on legal proceedings to date and applicable insurance and reinsurance coverage, Duke Energy (Parent) does not anticipate any material financial impacts with this remaining case. Duke Energy cannot predict the ultimate outcome of this matter. See Note 2 for more information related to the sale of the Commercial Renewables Disposal Groups.

Duke Energy Carolinas***Ruben Villano, et al. v. Duke Energy Carolinas, LLC***

On June 16, 2021, a group of nine individuals went over a low-head dam adjacent to the Dan River Steam Station in Eden, North Carolina, while water tubing. Emergency personnel rescued four people and five others were confirmed deceased. On August 11, 2021, Duke Energy Carolinas was served with the complaint filed in Durham County Superior Court on behalf of four survivors, which was later amended to include all the decedents along with the survivors. The lawsuit alleges that Duke Energy Carolinas knew that the river was used for recreational purposes, did not adequately warn about the dam, and created a dangerous and hidden hazard on the Dan River in building and maintaining the low-head dam. In 2023, Duke Energy Carolinas reached an agreement that resolved this matter. The resolution, which did not have a material financial impact, was approved by the Durham County Superior Court. The case was dismissed on June 6, 2023.

NTE Carolinas II, LLC Litigation

In November 2017, Duke Energy Carolinas entered into a standard FERC large generator interconnection agreement (LGIA) with NTE Carolinas II, LLC (NTE), a company that proposed to build a combined-cycle natural gas plant in Rockingham County, North Carolina. On September 6, 2019, Duke Energy Carolinas filed a lawsuit in Mecklenburg County Superior Court against NTE for breach of contract, alleging that NTE's failure to pay benchmark payments for Duke Energy Carolinas' transmission system upgrades required under the interconnection agreement constituted a termination of the interconnection agreement. Duke Energy Carolinas sought a monetary judgment against NTE because NTE failed to make multiple milestone payments. The lawsuit was moved to federal court in North Carolina. NTE filed a motion to dismiss Duke Energy Carolinas' complaint and brought counterclaims alleging anti-competitive conduct and violations of state and federal statutes. Duke Energy Carolinas filed a motion to dismiss NTE's counterclaims. Both NTE's and Duke Energy Carolinas' motions to dismiss were subsequently denied by the court.

On May 21, 2020, in response to a NTE petition challenging Duke Energy Carolinas' termination of the LGIA, FERC issued a ruling that 1) it has exclusive jurisdiction to determine whether a transmission provider may terminate a LGIA; 2) FERC approval is required to terminate a conforming LGIA if objected to by the interconnection customer; and 3) Duke Energy may not announce the termination of a conforming LGIA unless FERC has approved the termination. FERC's Office of Enforcement also initiated an investigation of Duke Energy Carolinas into matters pertaining to the LGIA. On April 6, 2023, Duke Energy Carolinas received notice from the FERC Office of Enforcement that they have closed their non-public investigation with no further action recommended.

Following completion of discovery, Duke Energy Carolinas filed a motion for summary judgment seeking a ruling in its favor as to some of its affirmative claims against NTE and to all of NTE's counterclaims. On June 24, 2022, the court issued an order partially granting Duke Energy Carolinas' motion

by dismissing NTE's counterclaims that Duke Energy Carolinas engaged in anti-competitive behavior in violation of state and federal statutes. On October 12, 2022, the parties executed a settlement agreement with respect to the remaining breach of contract claims in the litigation and a Stipulation of Dismissal was filed with the court on October 13, 2022. On November 11, 2022, NTE filed its Notice of Appeal to the U.S. Court of Appeals for the Fourth Circuit as to the District Court's summary judgment ruling in Duke Energy Carolinas' favor on NTE's antitrust and unfair competition claims. Briefing on NTE's appeal was completed on June 30, 2023. Oral Argument has been tentatively set for May 7-10, 2024. Duke Energy Carolinas cannot predict the outcome of this matter.

Asbestos-related Injuries and Damages Claims

Duke Energy Carolinas has experienced numerous claims for indemnification and medical cost reimbursement related to asbestos exposure. These claims relate to damages for bodily injuries alleged to have arisen from exposure to or use of asbestos in connection with construction and maintenance activities conducted on its electric generation plants prior to 1985.

Duke Energy Carolinas has recognized asbestos-related reserves of \$423 million and \$457 million at December 31, 2023, and 2022, respectively. These reserves are classified in Other within Other Noncurrent Liabilities and Other within Current Liabilities on the Consolidated Balance Sheets. These reserves are based upon Duke Energy Carolinas' best estimate for current and future asbestos claims through 2043 and are recorded on an undiscounted basis. In light of the uncertainties inherent in a longer-term forecast, management does not believe they can reasonably estimate the indemnity and medical costs that might be incurred after 2043 related to such potential claims. It is possible Duke Energy Carolinas may incur asbestos liabilities in excess of the recorded reserves.

Duke Energy Carolinas has third-party insurance to cover certain losses related to asbestos-related injuries and damages above an aggregate self-insured retention. Receivables for insurance recoveries were \$572 million and \$595 million at December 31, 2023, and 2022, respectively. These amounts are classified in Other within Other Noncurrent Assets and Receivables within Current Assets on the Consolidated Balance Sheets. Any future payments up to the policy limit will be reimbursed by the third-party insurance carrier. Duke Energy Carolinas is not aware of any uncertainties regarding the legal sufficiency of insurance claims. Duke Energy Carolinas believes the insurance recovery asset is probable of recovery as the insurance carrier continues to have a strong financial strength rating.

The reserve for credit losses for insurance receivables for the asbestos-related injuries and damages is \$9 million as of December 31, 2023, and \$12 million as of December 31, 2022, for both Duke Energy and Duke Energy Carolinas. The insurance receivable is evaluated based on the risk of default and the historical losses, current conditions and expected conditions around collectability. Management evaluates the risk of default annually based on payment history, credit rating and changes in the risk of default from credit agencies.

Duke Energy Indiana***Coal Ash Insurance Coverage Litigation***

In June 2022, Duke Energy Indiana filed a civil action in Indiana Superior Court against various insurance companies seeking declaratory relief with respect to insurance coverage for CCR-related expenses and liabilities covered by third-party liability insurance policies. The insurance policies cover the

Combined Notes to Consolidated Financial Statements – (Continued)

1969-1972 and 1984-1985 periods and provide third-party liability insurance for claims and suits alleging property damage, bodily injury and personal injury (or a combination thereof). A trial date has not yet been set. On June 30, 2023, Duke Energy Indiana and Associated Electric and Gas Insurance Services (AEGIS) reached a confidential settlement, the results of which were not material to Duke Energy, and as a result, AEGIS was dismissed from the litigation on July 13, 2023. On December 11, 2023, Duke Energy Indiana and Munich Reinsurance America, Inc. (formerly known as American Re-Insurance Company) (AmRe) reached a confidential settlement, the results of which were not material, and AmRe was dismissed from the litigation on January 18, 2024. The lawsuit remains pending as to the other insurers, but is stayed until March 31, 2024, to allow for further settlement negotiations with other defendants. Duke Energy Indiana cannot predict the outcome of this matter.

Other Litigation and Legal Proceedings

The Duke Energy Registrants are involved in other legal, tax and regulatory proceedings arising in the ordinary course of business, some of which involve significant amounts. The Duke Energy Registrants believe the final disposition of these proceedings will not have a material effect on their results of operations, cash flows or financial position for the years presented. Reserves are classified on the Consolidated Balance Sheets in Other within Other Noncurrent Liabilities and Other within Current Liabilities.

The following table presents executory purchased power contracts with terms exceeding one year, excluding contracts classified as leases.

(in millions)	Contract Expiration	Minimum Purchase Amount at December 31, 2022						Total
		2024	2025	2026	2027	2028	Thereafter	
Duke Energy Progress ^(a)	2028-2032	\$ 21	\$ 22	\$ 18	\$ 19	\$ 19	\$ 7	\$ 106
Duke Energy Florida ^(b)	2025	86	91	—	—	—	—	177
Duke Energy Ohio ^(c)	2025	153	98	—	—	—	—	251
Duke Energy Indiana ^(c)	2026	12	20	8	—	—	—	40

(a) Contracts represent between 18% and 100% of net plant output.

(b) Contracts represent 100% of net plant output.

(c) Share of net plant output varies. Duke Energy Ohio excludes PPA with OVEC.

Gas Supply and Capacity Contracts

Duke Energy Ohio and Piedmont routinely enter into long-term natural gas supply commodity and capacity commitments and other agreements that commit future cash flows to acquire services needed in their businesses. These commitments include pipeline and storage capacity contracts and natural gas supply contracts to provide service to customers. Costs arising from the natural gas supply commodity and capacity commitments, while significant, are pass-through costs to customers and are generally fully recoverable through specific fuel rate components operating in conjunction with PGA procedures, and subject to periodic prudence reviews in North Carolina and South Carolina and the Performance Incentive Plan in Tennessee. In the Midwest, these costs are

The following table presents future unconditional purchase obligations under natural gas supply and capacity contracts as of December 31, 2023.

(in millions)	2024	2025	2026	2027	2028	Thereafter	Total
Duke Energy Ohio	\$ 103	\$ 87	\$ 57	\$ 53	\$ 51	\$ 574	\$ 925
Piedmont	295	287	268	209	186	373	1,618

OTHER COMMITMENTS AND CONTINGENCIES**General**

As part of their normal business, the Duke Energy Registrants are party to various financial guarantees, performance guarantees and other contractual commitments to extend guarantees of credit and other assistance to various subsidiaries, investees and other third parties. These guarantees involve elements of performance and credit risk, which are not fully recognized on the Consolidated Balance Sheets and have uncapped maximum potential payments. However, the Duke Energy Registrants do not believe these guarantees will have a material effect on their results of operations, cash flows or financial position. See Note 8 for more information.

Purchase Obligations**Purchased Power**

Duke Energy Progress, Duke Energy Florida, Duke Energy Ohio and Duke Energy Indiana have ongoing purchased power contracts, including renewable energy contracts, with other utilities, wholesale marketers, co-generators and qualified facilities. These purchased power contracts generally provide for capacity and energy payments. In addition, Duke Energy Progress and Duke Energy Florida have various contracts to secure transmission rights.

recovered via the Gas Cost Recovery Rate in Ohio or the Gas Cost Adjustment Clause in Kentucky. The time periods for fixed payments under pipeline and storage capacity contracts are up to 19 years. The time periods for fixed payments under natural gas supply contracts is up to two years. The time period for the natural gas supply purchase commitments is up to seven years.

Certain storage and pipeline capacity contracts require the payment of demand charges that are based on rates approved by the FERC in order to maintain rights to access the natural gas storage or pipeline capacity on a firm basis during the contract term. The demand charges that are incurred in each period are recognized in the Consolidated Statements of Operations and Comprehensive Income as part of natural gas purchases and are included in Cost of natural gas.

Combined Notes to Consolidated Financial Statements – (Continued)

6. LEASES

As part of its operations, Duke Energy leases certain aircraft, space on communication towers, industrial equipment, fleet vehicles, fuel transportation (barges and railcars), land and office space under various terms and expiration dates. Additionally, Duke Energy Carolinas, Duke Energy Progress and Duke Energy Indiana have finance leases related to firm natural gas pipeline transportation capacity. Duke Energy Progress and Duke Energy Florida have entered into certain PPAs, which are classified as finance and operating leases.

Duke Energy has certain lease agreements, which include variable lease payments that are based on the usage of an asset. These variable lease payments are not included in the measurement of the ROU assets or operating lease liabilities on the Consolidated Financial Statements.

Certain Duke Energy lease agreements include options for renewal and early termination. The intent to renew a lease varies depending on the lease type and asset. Renewal options that are reasonably certain to be exercised are included in the lease measurements. The decision to terminate a lease early is dependent on various economic factors. No termination options have been included in any of the lease measurements.

Duke Energy Carolinas entered into a sale-leaseback arrangement in December 2019, to construct and occupy an office tower. The lease agreement was evaluated as a sale-leaseback of real estate and it was determined that the transaction did not qualify for sale-leaseback accounting. As a result, the

transaction is being accounted for as a financing. For this transaction, Duke Energy Carolinas will continue to record the real estate on the Consolidated Balance Sheets within Property, Plant and Equipment as if it were the legal owner and will continue to recognize depreciation expense over the estimated useful life. In addition, the failed sale-leaseback obligation is reported within Long-Term Debt on the Consolidated Balance Sheets, with the monthly lease payments commencing after the construction phase being split between interest expense and principal pay down of the debt.

Piedmont has certain agreements with Duke Energy Carolinas for the construction and transportation of natural gas pipelines to supply its natural gas plant needs. Piedmont accounts for these pipeline lateral contracts as sales-type leases since the present value of the sum of the lease payments equals the fair value of the assets. These pipeline lateral assets owned by Piedmont had a current net investment basis of \$2 million as of December 31, 2023, and 2022, and a long-term net investment basis of \$199 million and \$201 million as of December 31, 2023, and 2022, respectively. These assets are classified in Other, within Current Assets and Other Noncurrent Assets, respectively, on Piedmont's Consolidated Balance Sheets. Duke Energy Carolinas accounts for the contracts as finance leases. The activity for these contracts is eliminated in consolidation at Duke Energy.

The following tables present the components of lease expense.

(in millions)	Year Ended December 31, 2023							
	Duke Energy	Duke Energy Carolinas	Progress Energy	Duke Energy Progress	Duke Energy Florida	Duke Energy Ohio	Duke Energy Indiana	Piedmont
Operating lease expense ^(a)	\$ 236	\$ 41	\$ 157	\$ 80	\$ 77	\$ 11	\$ 17	\$ 2
Short-term lease expense ^(a)	5	—	2	1	1	—	1	—
Variable lease expense ^(a)	27	2	22	11	11	—	—	1
Finance lease expense								
Amortization of leased assets ^(b)	160	7	57	35	22	—	—	—
Interest on lease liabilities ^(c)	46	31	45	43	2	—	1	—
Total finance lease expense	206	38	102	78	24	—	1	—
Total lease expense	\$ 474	\$ 81	\$ 283	\$ 170	\$ 113	\$ 11	\$ 19	\$ 3

(in millions)	Year Ended December 31, 2022							
	Duke Energy	Duke Energy Carolinas	Progress Energy	Duke Energy Progress	Duke Energy Florida	Duke Energy Ohio	Duke Energy Indiana	Piedmont
Operating lease expense ^(a)	\$ 229	\$ 39	\$ 153	\$ 83	\$ 70	\$ 10	\$ 19	\$ 6
Short-term lease expense ^(a)	4	—	1	—	1	—	2	—
Variable lease expense ^(a)	61	(1)	60	37	23	—	—	1
Finance lease expense								
Amortization of leased assets ^(b)	151	6	61	41	20	—	—	—
Interest on lease liabilities ^(c)	50	32	49	45	4	—	1	—
Total finance lease expense	201	38	110	86	24	—	1	—
Total lease expense	\$ 495	\$ 76	\$ 324	\$ 206	\$ 118	\$ 10	\$ 22	\$ 7

(a) Included in Operations, maintenance and other or, for barges and railcars, Fuel used in electric generation and purchased power on the Consolidated Statements of Operations.

(b) Included in Depreciation and amortization on the Consolidated Statements of Operations.

(c) Included in Interest Expense on the Consolidated Statements of Operations.

PART II

DUKE ENERGY CORPORATION • DUKE ENERGY CAROLINAS, LLC • PROGRESS ENERGY, INC. • DUKE ENERGY PROGRESS, LLC •
DUKE ENERGY FLORIDA, LLC • DUKE ENERGY OHIO, INC. • DUKE ENERGY INDIANA, LLC • PIEDMONT NATURAL GAS COMPANY, INC.

Combined Notes to Consolidated Financial Statements – (Continued)

The following table presents operating lease maturities and a reconciliation of the undiscounted cash flows to operating lease liabilities.

(in millions)	December 31, 2023							
	Duke Energy	Duke Energy Carolinas	Progress Energy	Duke Energy Progress	Duke Energy Florida	Duke Energy Ohio	Duke Energy Indiana	Piedmont
2024	\$ 244	\$ 21	\$ 116	\$ 56	\$ 60	\$ 2	\$ 7	\$ 5
2025	214	16	102	42	60	2	7	4
2026	201	15	105	46	59	2	6	1
2027	170	9	79	47	32	2	5	—
2028	136	8	67	47	20	1	4	—
Thereafter	388	41	315	163	152	13	39	—
Total operating lease payments	1,353	110	784	401	383	22	68	10
Less: Present value discount	(248)	(20)	(146)	(63)	(83)	(5)	(16)	—
Total operating lease liabilities ^(a)	\$ 1,105	\$ 90	\$ 638	\$ 338	\$ 300	\$ 17	\$ 52	\$ 10

(a) Certain operating lease payments include renewal options that are reasonably certain to be exercised.

The following table presents finance lease maturities and a reconciliation of the undiscounted cash flows to finance lease liabilities.

(in millions)	December 31, 2023					
	Duke Energy	Duke Energy Carolinas	Progress Energy	Duke Energy Progress	Duke Energy Florida	Duke Energy Indiana
2024	\$ 157	\$ 38	\$ 88	\$ 79	\$ 9	\$ 1
2025	88	38	85	80	5	1
2026	83	38	86	81	5	1
2027	76	38	83	81	2	1
2028	74	38	81	81	—	1
Thereafter	511	389	474	474	—	21
Total finance lease payments	989	579	897	876	21	26
Less: Amounts representing interest	(350)	(302)	(326)	(324)	(2)	(17)
Total finance lease liabilities	\$ 639	\$ 277	\$ 571	\$ 552	\$ 19	\$ 9

The following tables contain additional information related to leases.

(in millions)	Classification	December 31, 2023							
		Duke Energy	Duke Energy Carolinas	Progress Energy	Duke Energy Progress	Duke Energy Florida	Duke Energy Ohio	Duke Energy Indiana	Piedmont
Assets									
Operating	Operating lease ROU assets, net	\$ 1,092	\$ 78	\$ 617	\$ 318	\$ 299	\$ 16	\$ 50	\$ 4
Finance	Net property, plant and equipment	687	268	615	552	63	—	6	—
Total lease assets		\$ 1,779	\$ 346	\$ 1,232	\$ 870	\$ 362	\$ 16	\$ 56	\$ 4
Liabilities									
Current									
Operating	Other current liabilities	\$ 188	\$ 15	\$ 94	\$ 45	\$ 49	\$ 1	\$ 6	\$ —
Finance	Current maturities of long-term debt	115	8	46	38	8	—	—	—
Noncurrent									
Operating	Operating lease liabilities	917	75	544	293	251	16	46	10
Finance	Long-Term Debt	524	269	525	514	11	—	9	—
Total lease liabilities		\$ 1,744	\$ 367	\$ 1,209	\$ 890	\$ 319	\$ 17	\$ 61	\$ 10

PART II

DUKE ENERGY CORPORATION • DUKE ENERGY CAROLINAS, LLC • PROGRESS ENERGY, INC. • DUKE ENERGY PROGRESS, LLC •
DUKE ENERGY FLORIDA, LLC • DUKE ENERGY OHIO, INC. • DUKE ENERGY INDIANA, LLC • PIEDMONT NATURAL GAS COMPANY, INC.

Combined Notes to Consolidated Financial Statements – (Continued)

		December 31, 2022							
(in millions)	Classification	Duke Energy	Duke Energy Carolinas	Progress Energy	Duke Energy Progress	Duke Energy Florida	Duke Energy Ohio	Duke Energy Indiana	Piedmont
Assets									
Operating	Operating lease ROU assets, net	\$ 1,042	\$ 78	\$ 628	\$ 370	\$ 258	\$ 18	\$ 49	\$ 4
Finance	Net property, plant and equipment	810	284	674	590	84	—	6	—
Total lease assets		\$ 1,852	\$ 362	\$ 1,302	\$ 960	\$ 342	\$ 18	\$ 55	\$ 4
Liabilities									
Current									
Operating	Other current liabilities	\$ 179	\$ 14	\$ 96	\$ 51	\$ 45	\$ 1	\$ 4	\$ —
Finance	Current maturities of long-term debt	153	7	57	35	22	—	—	—
Noncurrent									
Operating	Operating lease liabilities	876	83	546	335	211	17	47	13
Finance	Long-Term Debt	611	277	571	552	19	—	9	—
Total lease liabilities		\$ 1,819	\$ 381	\$ 1,270	\$ 973	\$ 297	\$ 18	\$ 60	\$ 13

		Year Ended December 31, 2023							
(in millions)		Duke Energy	Duke Energy Carolinas	Progress Energy	Duke Energy Progress	Duke Energy Florida	Duke Energy Ohio	Duke Energy Indiana	Piedmont
Cash paid for amounts included in the measurement of lease liabilities^(a)									
	Operating cash flows from operating leases	\$ 228	\$ 18	\$ 123	\$ 64	\$ 59	\$ 2	\$ 7	\$ —
	Operating cash flows from finance leases	46	31	45	43	2	—	1	—
	Financing cash flows from finance leases	160	7	57	35	22	—	—	—
Lease assets obtained in exchange for new lease liabilities (non-cash)									
Operating		\$ 286	\$ 14	\$ 92	\$ 1	\$ 91	\$ 2	\$ 6	\$ 2
Finance		36	—	—	—	—	—	—	—

(a) No amounts were classified as investing cash flows from operating leases.

		Year Ended December 31, 2022							
(in millions)		Duke Energy	Duke Energy Carolinas	Progress Energy	Duke Energy Progress	Duke Energy Florida	Duke Energy Ohio	Duke Energy Indiana	Piedmont
Cash paid for amounts included in the measurement of lease liabilities^(a)									
	Operating cash flows from operating leases	\$ 230	\$ 24	\$ 118	\$ 63	\$ 55	\$ 2	\$ 6	\$ 4
	Operating cash flows from finance leases	50	32	49	45	4	—	1	—
	Financing cash flows from finance leases	151	6	61	41	20	—	—	—
Lease assets obtained in exchange for new lease liabilities (non-cash)									
Operating		\$ 111	\$ 10	\$ —	\$ —	\$ —	\$ —	\$ —	\$ —
Finance		—	—	—	—	—	—	—	—

(a) No amounts were classified as investing cash flows from operating leases.

Combined Notes to Consolidated Financial Statements – (Continued)

	December 31, 2023							
	Duke Energy	Duke Energy Carolinas	Progress Energy	Duke Energy Progress	Duke Energy Florida	Duke Energy Ohio	Duke Energy Indiana	Piedmont
Weighted average remaining lease term (years)								
Operating leases	9	10	10	9	11	13	13	4
Finance leases	11	16	11	11	18	—	22	3
Weighted average discount rate^(a)								
Operating leases	3.1%	4.0%	3.8%	3.6%	4.0%	4.2%	3.9%	2.4%
Finance leases	8.5%	11.5%	9.1%	9.2%	7.6%	—%	11.9%	5.4%

(a) The discount rate is calculated using the rate implicit in a lease if it is readily determinable. Generally, the rate used by the lessor is not provided to Duke Energy and in these cases the incremental borrowing rate is used. Duke Energy will typically use its fully collateralized incremental borrowing rate as of the commencement date to calculate and record the lease. The incremental borrowing rate is influenced by the lessee's credit rating and lease term and as such may differ for individual leases, embedded leases or portfolios of leased assets.

	December 31, 2022							
	Duke Energy	Duke Energy Carolinas	Progress Energy	Duke Energy Progress	Duke Energy Florida	Duke Energy Ohio	Duke Energy Indiana	Piedmont
Weighted average remaining lease term (years)								
Operating leases	8	10	8	9	6	15	15	1
Finance leases	10	17	12	12	12	—	23	—
Weighted average discount rate^(a)								
Operating leases	3.4%	3.8%	3.6%	3.5%	3.8%	4.2%	4.0%	3.3%
Finance leases	7.7%	11.5%	9.1%	9.1%	8.0%	—%	11.9%	—%

(a) The discount rate is calculated using the rate implicit in a lease if it is readily determinable. Generally, the rate used by the lessor is not provided to Duke Energy and in these cases the incremental borrowing rate is used. Duke Energy will typically use its fully collateralized incremental borrowing rate as of the commencement date to calculate and record the lease. The incremental borrowing rate is influenced by the lessee's credit rating and lease term and as such may differ for individual leases, embedded leases or portfolios of leased assets.

Combined Notes to Consolidated Financial Statements – (Continued)

7. DEBT AND CREDIT FACILITIES

Summary of Debt and Related Terms

The following tables summarize outstanding debt.

(in millions)	December 31, 2023								
	Weighted Average Interest Rate	Duke Energy	Duke Energy Carolinas	Progress Energy	Duke Energy Progress	Duke Energy Florida	Duke Energy Ohio	Duke Energy Indiana	Piedmont
Unsecured debt, maturing 2024-2082	4.36%	\$ 30,435	\$ 1,150	\$ 1,800	\$ —	\$ 150	\$ 1,155	\$ 393	\$ 3,695
Secured debt, maturing 2024-2052	4.23%	4,202	1,441	2,379	1,121	1,258	—	—	—
First mortgage bonds, maturing 2025-2073 ^(a)	4.18%	37,443	12,955	18,550	9,475	9,075	2,300	3,638	—
Finance leases, maturing 2024-2051 ^(b)		639	277	571	552	19	—	9	—
Tax-exempt bonds, maturing 2027-2046 ^(c)	3.89%	1,331	—	500	500	—	77	352	—
Notes payable and commercial paper ^(d)	5.58%	4,925	—	—	—	—	—	—	—
Money pool/intercompany borrowings		—	968	1,193	1,041	152	638	407	538
Fair value hedge carrying value adjustment		32	—	—	—	—	—	—	—
Unamortized debt discount and premium, net ^(e)		916	(29)	(46)	(24)	(20)	(24)	(16)	(8)
Unamortized debt issuance costs ^(f)		(383)	(82)	(145)	(60)	(81)	(15)	(25)	(19)
Total debt	4.35%	\$ 79,540	\$ 16,680	\$ 24,802	\$ 12,605	\$ 10,553	\$ 4,131	\$ 4,758	\$ 4,206
Short-term notes payable and commercial paper		(4,288)	—	—	—	—	—	—	—
Short-term money pool/intercompany borrowings		—	(668)	(1,043)	(891)	(152)	(613)	(256)	(538)
Current maturities of long-term debt ^(g)		(2,800)	(19)	(661)	(72)	(589)	—	(4)	(40)
Total long-term debt^(g)		\$ 72,452	\$ 15,993	\$ 23,098	\$ 11,642	\$ 9,812	\$ 3,518	\$ 4,498	\$ 3,628

(a) Substantially all electric utility property is mortgaged under mortgage bond indentures.

(b) Duke Energy includes \$63 million of finance lease purchase accounting adjustments related to Duke Energy Florida related to PPAs that are not accounted for as finance leases in their respective financial statements because of grandfathering provisions in GAAP.

(c) Substantially all tax-exempt bonds are secured by first mortgage bonds, letters of credit or the Master Credit Facility.

(d) Includes \$625 million classified as Long-Term Debt on the Consolidated Balance Sheets due to the existence of long-term credit facilities that backstop these commercial paper balances, along with Duke Energy's ability and intent to refinance these balances on a long-term basis. The weighted average days to maturity for Duke Energy's commercial paper program was 23 days.

(e) Duke Energy includes \$992 million and \$69 million in purchase accounting adjustments related to Progress Energy and Piedmont, respectively.

(f) Duke Energy includes \$25 million in purchase accounting adjustments primarily related to the merger with Progress Energy.

(g) Refer to Note 18 for additional information on amounts from consolidated VIEs.

PART II

DUKE ENERGY CORPORATION • DUKE ENERGY CAROLINAS, LLC • PROGRESS ENERGY, INC. • DUKE ENERGY PROGRESS, LLC •
DUKE ENERGY FLORIDA, LLC • DUKE ENERGY OHIO, INC. • DUKE ENERGY INDIANA, LLC • PIEDMONT NATURAL GAS COMPANY, INC.

Combined Notes to Consolidated Financial Statements – (Continued)

(in millions)	December 31, 2022								
	Weighted Average Interest Rate	Duke Energy	Duke Energy Carolinas	Progress Energy	Duke Energy Progress	Duke Energy Florida	Duke Energy Ohio	Duke Energy Indiana	Duke Energy Piedmont
Unsecured debt, maturing 2023-2082	4.20%	\$ 29,585	\$ 1,150	\$ 2,600	\$ —	\$ 950	\$ 1,330	\$ 697	\$ 3,390
Secured debt, maturing 2023-2052	3.70%	4,116	1,317	2,383	1,155	1,228	—	—	—
First mortgage bonds, maturing 2023-2052 ^(a)	3.89%	32,645	11,306	16,350	8,776	7,576	1,850	3,138	—
Finance leases, maturing 2024-2051 ^(b)		764	284	628	587	41	—	9	—
Tax-exempt bonds, maturing 2027-2046 ^(c)	3.84%	1,331	—	500	500	—	77	352	—
Notes payable and commercial paper ^(d)	4.50%	4,582	—	—	—	—	—	—	—
Money pool/intercompany borrowings		—	1,533	993	389	605	522	585	514
Fair value hedge carrying value adjustment		(5)	—	—	—	—	—	—	—
Unamortized debt discount and premium, net ^(e)		1,016	(21)	(40)	(23)	(16)	(25)	(17)	(9)
Unamortized debt issuance costs ^(f)		(331)	(70)	(132)	(59)	(70)	(12)	(22)	(18)
Total debt	4.07%	\$ 73,703	\$ 15,499	\$ 23,282	\$ 11,325	\$ 10,314	\$ 3,742	\$ 4,742	\$ 3,877
Short-term notes payable and commercial paper		(3,952)	—	—	—	—	—	—	—
Short-term money pool/intercompany borrowings		—	(1,233)	(843)	(238)	(605)	(497)	(435)	(514)
Current maturities of long-term debt ^(g)		(3,878)	(1,018)	(697)	(369)	(328)	(475)	(303)	(45)
Total long-term debt^(g)		\$ 65,873	\$ 13,248	\$ 21,742	\$ 10,718	\$ 9,381	\$ 2,770	\$ 4,004	\$ 3,318

(a) Substantially all electric utility property is mortgaged under mortgage bond indentures.

(b) Duke Energy includes \$164 million of finance lease purchase accounting adjustments related to Duke Energy Florida related to PPAs that are not accounted for as finance leases in their respective financial statements because of grandfathering provisions in GAAP.

(c) Substantially all tax-exempt bonds are secured by first mortgage bonds, letters of credit or the Master Credit Facility.

(d) Includes \$625 million that was classified as Long-Term Debt on the Consolidated Balance Sheets due to the existence of long-term credit facilities that backstop these commercial paper balances, along with Duke Energy's ability and intent to refinance these balances on a long-term basis. The weighted average days to maturity for Duke Energy's commercial paper programs was 15 days.

(e) Duke Energy includes \$1,057 million and \$85 million in purchase accounting adjustments related to Progress Energy and Piedmont, respectively.

(f) Duke Energy includes \$27 million in purchase accounting adjustments primarily related to the merger with Progress Energy.

(g) Refer to Note 18 for additional information on amounts from consolidated VIEs.

Current Maturities of Long-Term Debt

The following table shows the significant components of Current maturities of Long-Term Debt on the Consolidated Balance Sheets. The Duke Energy Registrants currently anticipate satisfying these obligations with cash on hand and proceeds from additional borrowings.

(in millions)	Maturity Date	Interest Rate	December 31, 2023
Unsecured Debt			
Duke Energy (Parent) Term Loan Facility ^(a)	March 2024	6.157%	1,000
Duke Energy (Parent)	April 2024	3.750%	1,000
First Mortgage Bonds			
Duke Energy Florida ^(b)	October 2073	4.960%	200
Other^(c)			600
Current maturities of long-term debt			\$ 2,800

(a) Debt has a floating interest rate. In January 2024, Duke Energy (Parent) repaid the Term Loan Facility due March 2024.

(b) While final maturity is October 2073, these first mortgage bonds are classified as Current maturities of long-term debt on the Consolidated Balance Sheets beginning December 31, 2023, based on terms of the indenture, which could require repayment in less than 12 months if exercised by the bondholders.

(c) Includes finance lease obligations, amortizing debt, tax-exempt bonds with mandatory put options and small bullet maturities.

PART II

DUKE ENERGY CORPORATION • DUKE ENERGY CAROLINAS, LLC • PROGRESS ENERGY, INC. • DUKE ENERGY PROGRESS, LLC •
DUKE ENERGY FLORIDA, LLC • DUKE ENERGY OHIO, INC. • DUKE ENERGY INDIANA, LLC • PIEDMONT NATURAL GAS COMPANY, INC.

Combined Notes to Consolidated Financial Statements – (Continued)

Maturities and Call Options

The following table shows the annual maturities of long-term debt for the next five years and thereafter. Amounts presented exclude short-term notes payable, commercial paper and money pool borrowings and debt issuance costs for the Subsidiary Registrants.

(in millions)	December 31, 2023							
	Duke Energy ^(a)	Duke Energy Carolinas	Progress Energy	Duke Energy Progress	Duke Energy Florida	Duke Energy Ohio	Duke Energy Indiana	Piedmont
2024	\$ 2,800	\$ 19	\$ 664	\$ 72	\$ 592	\$ —	\$ 4	\$ 40
2025	4,177	521	1,040	975	65	245	4	205
2026	4,280	623	345	279	66	45	4	40
2027	2,472	25	797	83	714	77	27	300
2028	4,593	1,276	1,551	737	815	65	157	—
Thereafter	56,375	13,659	19,543	9,652	8,239	3,125	4,347	3,110
Total long-term debt, including current maturities	\$ 74,697	\$ 16,123	\$ 23,940	\$ 11,798	\$ 10,491	\$ 3,557	\$ 4,543	\$ 3,695

(a) Excludes \$1,086 million in purchase accounting adjustments related to the Progress Energy merger and the Piedmont acquisition.

The Duke Energy Registrants have the ability under certain debt facilities to call and repay the obligation prior to its scheduled maturity. Therefore, the actual timing of future cash repayments could be materially different than as presented above.

Short-Term Obligations Classified as Long-Term Debt

Tax-exempt bonds that may be put to the Duke Energy Registrants at the option of the holder and certain commercial paper issuances and money pool borrowings are classified as Long-Term Debt on the Consolidated Balance Sheets. These tax-exempt bonds, commercial paper issuances and money pool borrowings, which are short-term obligations by nature, are classified as long-term due to Duke Energy's intent and ability to utilize such borrowings as long-term financing. As Duke Energy's Master Credit Facility and other bilateral letter of credit agreements have non-cancelable terms in excess of one year as of the balance sheet date, Duke Energy has the ability to refinance these short-term obligations on a long-term basis. The following tables show short-term obligations classified as long-term debt.

(in millions)	December 31, 2023 and 2022				
	Duke Energy	Duke Energy Carolinas	Duke Energy Progress	Duke Energy Ohio	Duke Energy Indiana
Tax-exempt bonds	\$ 312	\$ —	\$ —	\$ 27	\$ 285
Commercial paper ^(a)	625	300	150	25	150
Total	\$ 937	\$ 300	\$ 150	\$ 52	\$ 435

(a) Progress Energy amounts are equal to Duke Energy Progress amounts.

Combined Notes to Consolidated Financial Statements – (Continued)

Summary of Significant Debt Issuances

In January 2024, Duke Energy Corporation issued \$1.25 billion of senior unsecured notes. The issuance was split between a \$600 million, three-year tranche and a \$650 million, five-year tranche, both at a fixed rate of 4.85%. The net proceeds were used to repay Duke Energy (Parent)'s \$1 billion Term Loan Facility due March 2024, pay off short-term debt and for general corporate purposes.

In January 2024, Duke Energy Carolinas issued \$1 billion of first mortgage bonds. The issuance consisted of a \$575 million, 10-year tranche at 4.85% and a \$425 million, 30-year tranche at 5.40%. The net proceeds were used to pay off short-term debt and for general company purposes.

The following tables summarize significant debt issuances (in millions).

Issuance Date	Maturity Date	Interest Rate	Year Ended December 31, 2023							
			Duke Energy	Duke Energy (Parent)	Duke Energy Carolinas	Duke Energy Progress	Duke Energy Florida	Duke Energy Ohio	Duke Energy Indiana	Piedmont
Unsecured Debt										
April 2023 ^(a)	April 2026	4.125%	\$ 1,725	\$ 1,725	\$ —	\$ —	\$ —	\$ —	\$ —	\$ —
June 2023 ^(b)	June 2033	5.400%	350	—	—	—	—	—	—	350
September 2023 ^(c)	September 2033	5.750%	600	600	—	—	—	—	—	—
September 2023 ^(c)	September 2053	6.100%	750	750	—	—	—	—	—	—
First Mortgage Bonds										
January 2023 ^(d)	January 2033	4.950%	900	—	900	—	—	—	—	—
January 2023 ^(d)	January 2053	5.350%	900	—	900	—	—	—	—	—
March 2023 ^(e)	March 2033	5.250%	500	—	—	500	—	—	—	—
March 2023 ^(e)	March 2053	5.350%	500	—	—	500	—	—	—	—
March 2023 ^(f)	April 2033	5.250%	375	—	—	—	—	375	—	—
March 2023 ^(f)	April 2053	5.650%	375	—	—	—	—	375	—	—
March 2023 ^(g)	April 2053	5.400%	500	—	—	—	—	—	500	—
June 2023 ^(h)	January 2033	4.950%	350	—	350	—	—	—	—	—
June 2023 ^(h)	January 2054	5.400%	500	—	500	—	—	—	—	—
September 2023 ^(h)	October 2073	4.960%	200	—	—	—	200	—	—	—
November 2023 ⁽ⁱ⁾	November 2033	5.875%	600	—	—	—	600	—	—	—
November 2023 ⁽ⁱ⁾	November 2053	6.200%	700	—	—	—	700	—	—	—
Total issuances			\$ 9,825	\$ 3,075	\$ 2,650	\$ 1,000	\$ 1,500	\$ 750	\$ 500	\$ 350

(a) See "Duke Energy (Parent) Convertible Senior Notes" below for additional information.

(b) Debt issued to repay \$45 million of maturities due October 2023, to pay down a portion of short-term debt and for general corporate purposes.

(c) Debt issued to repay \$400 million of maturities due October 2023, to pay down a portion of short-term debt and for general corporate purposes.

(d) Debt issued to repay \$1 billion of maturities due March 2023, to pay down a portion of short-term debt and for general company purposes.

(e) Debt issued to repay \$300 million of maturities due September 2023, to pay down a portion of short-term debt and for general company purposes.

(f) Debt issued to repay \$300 million of maturities due September 2023, to pay down a portion of the \$100 million Duke Energy Ohio Term Loan due October 2023, to repay a portion of short-term debt and for general corporate purposes.

(g) Debt issued to repay the \$300 million Duke Energy Indiana Term Loan due October 2023, to pay down a portion of short-term debt and for general company purposes.

(h) Debt issued to pay down a portion of short-term debt and for general company purposes.

(i) Debt issued to repay the \$800 million Duke Energy Florida Term Loan due April 2024, to pay down a portion of short-term debt and for general company purposes.

PART II

DUKE ENERGY CORPORATION • DUKE ENERGY CAROLINAS, LLC • PROGRESS ENERGY, INC. • DUKE ENERGY PROGRESS, LLC •
DUKE ENERGY FLORIDA, LLC • DUKE ENERGY OHIO, INC. • DUKE ENERGY INDIANA, LLC • PIEDMONT NATURAL GAS COMPANY, INC.

Combined Notes to Consolidated Financial Statements – (Continued)

Issuance Date	Maturity Date	Interest Rate	Year Ended December 31, 2022					
			Duke Energy	Duke Energy (Parent)	Duke Energy Carolinas	Duke Energy Progress	Duke Energy Florida	Piedmont
Unsecured Debt								
May 2022 ^(a)	May 2052	5.050%	\$ 400	\$ —	\$ —	\$ —	\$ —	\$ 400
June 2022 ^(b)	June 2028	4.750%	645	645	—	—	—	—
June 2022 ^(b)	June 2034	5.306%	537	537	—	—	—	—
August 2022 ^(c)	March 2028	4.300%	900	900	—	—	—	—
August 2022 ^(c)	August 2032	4.500%	1,150	1,150	—	—	—	—
August 2022 ^(c)	August 2052	5.000%	1,150	1,150	—	—	—	—
December 2022 ^(c)	December 2025	5.000%	500	500	—	—	—	—
December 2022 ^(c)	December 2027	5.000%	500	500	—	—	—	—
First Mortgage Bonds								
March 2022 ^(d)	March 2032	2.850%	500	—	500	—	—	—
March 2022 ^(d)	March 2052	3.550%	650	—	650	—	—	—
March 2022 ^(d)	April 2032	3.400%	500	—	—	500	—	—
March 2022 ^(d)	April 2052	4.000%	400	—	—	400	—	—
November 2022 ^(e)	November 2052	5.950%	500	—	—	—	500	—
Tax-exempt Bonds								
June 2022 ^(f)	September 2030	4.000%	168	168	—	—	—	—
June 2022 ^(f)	November 2039	4.250%	234	234	—	—	—	—
September 2022 ^(g)	October 2046	3.300%	200	—	—	200	—	—
September 2022 ^(h)	October 2046	3.700%	210	—	—	210	—	—
September 2022 ^(h)	October 2046	4.000%	42	—	—	42	—	—
Total issuances			\$ 9,186	\$ 5,784	\$ 1,150	\$ 1,352	\$ 500	\$ 400

(a) Debt issued to repay a portion of short-term debt and for general corporate purposes.

(b) Duke Energy (Parent) issued 600 million euros aggregate principal amount of 3.10% senior notes due June 2028 and 500 million euros aggregate principal amount of 3.85% senior notes due June 2034. Debt issued to repay a \$500 million debt maturity, pay down a portion of short-term debt and for general corporate purposes. Duke Energy's obligations under its euro-denominated fixed-rate notes were effectively converted to fixed-rate U.S. dollars at issuance through cross-currency swaps, mitigating foreign currency exchange risk associated with the interest and principal payments. See Note 15 for additional information.

(c) Debt issued to repay a portion of short-term debt and for general corporate purposes.

(d) Debt issued to finance or refinance, in whole or in part, existing or new eligible projects under the sustainable financing framework.

(e) Debt issued to repay a portion of short-term debt and for general company purposes.

(f) Debt issued to refund the Ohio Air Quality Development Revenue Refunding bonds, previously held in treasury, which were used to finance or refinance portions of certain solid waste disposal facilities. The mandatory purchase date of these bonds is June 1, 2027.

(g) Debt issued to provide funds to refund the prior bonds, which were used to finance or refinance portions of certain air and water pollution control equipment and solid waste disposal equipment. The mandatory purchase date of these bonds is October 1, 2026.

(h) Debt issued to provide funds to refund the prior bonds, which were used to finance or refinance portions of certain air and water pollution control equipment and solid waste disposal equipment. The mandatory purchase date of these bonds is October 1, 2030.

Combined Notes to Consolidated Financial Statements – (Continued)**Duke Energy (Parent) Convertible Senior Notes**

In April 2023, Duke Energy (Parent) completed the sale of \$1.7 billion 4.125% Convertible Senior Notes due April 2026 (convertible notes). The convertible notes are senior unsecured obligations of Duke Energy, and will mature on April 15, 2026, unless earlier converted or repurchased in accordance with their terms. The convertible notes bear interest at a fixed rate of 4.125% per year, payable semiannually in arrears on April 15 and October 15 of each year, beginning on October 15, 2023. Proceeds were used to repay a portion of outstanding commercial paper and for general corporate purposes.

Prior to the close of business on the business day immediately preceding January 15, 2026, the convertible notes will be convertible at the option of the holders when the following conditions are met:

- during any calendar quarter commencing after the calendar quarter ending on June 30, 2023, (and only during such calendar quarter) if the last reported sale price of Duke Energy common stock for at least 20 trading days (whether or not consecutive) during a period of 30 consecutive trading days ending on, and including, the last trading day of the immediately preceding calendar quarter is greater than or equal to 130% of the conversion price on each applicable trading day;
- during the five consecutive business day period after any 10 consecutive trading day period (the measurement period) in which the trading price, as defined, per \$1,000 principal amount of notes for each trading day of the measurement period was less than 98% of the product of the last reported sale price of Duke Energy common stock and the conversion rate on each such trading day; or
- upon the occurrence of specified corporate events described in the indenture agreement.

On or after January 15, 2026, until the close of business on the second scheduled trading day immediately preceding the maturity date, holders of the convertible notes may convert all or any portion of their convertible notes at their option at any time at the conversion rate then in effect, irrespective of these conditions. Duke Energy will settle conversions of the convertible notes by paying cash up to the aggregate principal amount of the convertible notes to be converted and paying or delivering, as the case may be, cash, shares of Duke Energy's common stock, \$0.001 par value per share, or a combination of cash and shares of its common stock, at its election, in respect of the remainder, if

any, of its conversion obligation in excess of the aggregate principal amount of the convertible notes being converted.

The conversion rate for the convertible notes is initially 8.4131 shares of Duke Energy's common stock per \$1,000 principal amount of convertible notes. The initial conversion price of the convertible notes represents a premium of approximately 25% over the last reported sale price of Duke Energy's common stock on the NYSE on April 3, 2023. The conversion rate and the corresponding conversion price will not be adjusted for any accrued and unpaid interest but will be subject to adjustment in some instances, such as stock splits or share combinations, certain distributions to common stockholders, or tender offers at off-market rates. The changes in the conversion rates are intended to make convertible note holders whole for changes in the fair value of Duke Energy common stock resulting from such events. Duke Energy may not redeem the convertible notes prior to the maturity date.

Duke Energy issued the convertible notes pursuant to an indenture, dated as of April 6, 2023, by and between Duke Energy and The Bank of New York Mellon Trust Company, N.A., as trustee. The terms of the convertible notes include customary fundamental change provisions that require repayment of the notes with interest upon certain events, such as a stockholder approved plan of liquidation or if Duke Energy's common stock ceases to be listed on the NYSE.

AVAILABLE CREDIT FACILITIES**Master Credit Facility**

In March 2023, Duke Energy amended its existing Master Credit Facility of \$9 billion to extend the termination date to March 2028. The Duke Energy Registrants, excluding Progress Energy, have borrowing capacity under the Master Credit Facility up to a specified sublimit for each borrower. Duke Energy has the unilateral ability at any time to increase or decrease the borrowing sublimits of each borrower, subject to a maximum sublimit for each borrower. The amount available under the Master Credit Facility has been reduced to backstop issuances of commercial paper, certain letters of credit and variable-rate demand tax-exempt bonds that may be put to the Duke Energy Registrants at the option of the holder. An amendment in conjunction with the issuance of the Convertible Senior Notes due April 2026 clarifies that payments due as a result of a conversion of a convertible note would not constitute an event of default.

The table below includes the current borrowing sublimits and available capacity under these credit facilities.

(in millions)	December 31, 2023							
	Duke Energy	Duke Energy (Parent)	Duke Energy Carolinas	Duke Energy Progress	Duke Energy Florida	Duke Energy Ohio	Duke Energy Indiana	Piedmont
Facility size ^(a)	\$ 9,000	\$ 2,275	\$ 1,575	\$ 1,400	\$ 950	\$ 1,050	\$ 950	\$ 800
Reduction to backstop issuances								
Commercial paper ^(b)	(3,941)	(198)	(968)	(1,041)	(152)	(638)	(406)	(538)
Outstanding letters of credit	(39)	(27)	(4)	(1)	(7)	—	—	—
Tax-exempt bonds	(81)	—	—	—	—	—	(81)	—
Available capacity	\$ 4,939	\$ 2,050	\$ 603	\$ 358	\$ 791	\$ 412	\$ 463	\$ 262

(a) Represents the sublimit of each borrower.

(b) Duke Energy issued \$625 million of commercial paper and loaned the proceeds through the money pool to Duke Energy Carolinas, Duke Energy Progress, Duke Energy Ohio and Duke Energy Indiana. The balances are classified as Long-Term Debt Payable to Affiliated Companies in the Consolidated Balance Sheets.

Combined Notes to Consolidated Financial Statements – (Continued)**Duke Energy (Parent) Term Loan Facility**

In March 2022, Duke Energy (Parent) entered into a Term Loan Credit Facility (facility) with commitments totaling \$1.4 billion maturing March 2024. Borrowings under the facility were used to repay amounts drawn under the Three-Year Revolving Credit Facility and for general corporate purposes, including repayment of a portion of Duke Energy's outstanding commercial paper. The Three-Year Revolving Credit Facility was terminated in March 2022. In December 2022, Duke Energy (Parent) repaid \$400 million of the facility. In January 2024, Duke Energy (Parent) repaid the remaining \$1 billion outstanding on the facility, which was classified as Current maturities of long-term debt on Duke Energy's Consolidated Balance Sheets as of December 31, 2023.

Other Debt Matters

In September 2022, Duke Energy filed a Form S-3 with the SEC. Under this Form S-3, which is uncapped, the Duke Energy Registrants, excluding Progress Energy, may issue debt and other securities, including preferred stock, in the future at amounts, prices and with terms to be determined at the time of future offerings. The registration statement was filed to replace a similar prior filing upon expiration of its three-year term and also allows for the issuance of common and preferred stock by Duke Energy.

Also in September 2022, to replace another similar prior filing, Duke Energy filed an effective Form S-3 with the SEC to sell up to \$4 billion of variable denomination floating-rate demand notes, called PremierNotes. The Form S-3 states that no more than \$2 billion of the notes will be outstanding at any particular time. The notes are offered on a continuous basis and bear interest at a floating rate per annum determined by the Duke Energy PremierNotes Committee, or its designee, on a weekly basis. The interest rate payable on notes held by an investor may vary based on the principal amount of the investment. The notes have no stated maturity date, are non-transferable and may be redeemed in whole or in part by Duke Energy or at the investor's option at any time. The balance as of December 31, 2023, and 2022, was \$985 million and \$897 million, respectively. The notes are short-term debt obligations of Duke Energy and are reflected as Notes payable and commercial paper on Duke Energy's Consolidated Balance Sheets.

Money Pool and Intercompany Credit Agreements

The Subsidiary Registrants, excluding Progress Energy, are eligible to receive support for their short-term borrowing needs through participation with Duke Energy and certain of its subsidiaries in a money pool arrangement. Under this arrangement, those companies with short-term funds may provide

short-term loans to affiliates participating in this arrangement. The money pool is structured such that the Subsidiary Registrants, excluding Progress Energy, separately manage their cash needs and working capital requirements. Accordingly, there is no net settlement of receivables and payables between money pool participants. Duke Energy (Parent) may loan funds to its participating subsidiaries, but may not borrow funds through the money pool. Accordingly, as the money pool activity is between Duke Energy and its subsidiaries, all money pool balances are eliminated within Duke Energy's Consolidated Balance Sheets.

Money pool receivable balances are reflected within Notes receivable from affiliated companies on the Subsidiary Registrants' Consolidated Balance Sheets. Money pool payable balances are reflected within either Notes payable to affiliated companies or Long-Term Debt Payable to Affiliated Companies on the Subsidiary Registrants' Consolidated Balance Sheets.

In March 2022, Progress Energy closed a revolving credit agreement with Duke Energy (Parent), which allowed up to \$2.5 billion in intercompany borrowings.

Restrictive Debt Covenants

The Duke Energy Registrants' debt and credit agreements contain various financial and other covenants. Duke Energy's Master Credit Facility contains a covenant requiring the debt-to-total capitalization ratio not to exceed 65% for each borrower, excluding Piedmont, and 70% for Piedmont. Failure to meet those covenants beyond applicable grace periods could result in accelerated due dates and/or termination of the agreements. As of December 31, 2023, each of the Duke Energy Registrants were in compliance with all covenants related to their debt agreements. In addition, some credit agreements may allow for acceleration of payments or termination of the agreements due to nonpayment, or acceleration of other significant indebtedness of the borrower or some of its subsidiaries. None of the debt or credit agreements contain material adverse change clauses.

Other Loans

As of December 31, 2023, and 2022, Duke Energy had loans outstanding of \$873 million, including \$32 million at Duke Energy Progress and \$852 million, including \$33 million at Duke Energy Progress, respectively, against the cash surrender value of life insurance policies it owns on the lives of its executives. The amounts outstanding were carried as a reduction of the related cash surrender value that is included in Other within Other Noncurrent Assets on the Consolidated Balance Sheets.

Combined Notes to Consolidated Financial Statements – (Continued)

8. GUARANTEES AND INDEMNIFICATIONS

Duke Energy has various financial and performance guarantees and indemnifications with non-consolidated entities, which are issued in the normal course of business. As discussed below, these contracts include performance guarantees, standby letters of credit, debt guarantees and indemnifications and include guarantees and indemnifications related to Commercial Renewables Disposal Groups as described in Note 2. Duke Energy enters into these arrangements to facilitate commercial transactions with third parties by enhancing the value of the transaction to the third party. At December 31, 2023, Duke Energy does not believe conditions are likely for significant performance under these guarantees. To the extent liabilities are incurred as a result of the activities covered by the guarantees, such liabilities are included on the accompanying Consolidated Balance Sheets.

On January 2, 2007, Duke Energy completed the spin-off of its previously wholly owned natural gas businesses to shareholders. Guarantees issued by Duke Energy or its affiliates, or assigned to Duke Energy prior to the spin-off, remained with Duke Energy subsequent to the spin-off. Guarantees issued by Spectra Energy Capital, LLC (Spectra Capital) or its affiliates prior to the spin-off remained with Spectra Capital subsequent to the spin-off, except for guarantees that were later assigned to Duke Energy. Duke Energy has indemnified Spectra Capital against any losses incurred under certain of the guarantee obligations that remain with Spectra Capital. At December 31, 2023, the maximum potential amount of future payments associated with these guarantees were \$33 million, the majority of which expire by 2028.

In October 2017, ACP executed a \$3.4 billion revolving credit facility with a stated maturity date of October 2021. Duke Energy entered into a guarantee agreement to support its share of the ACP revolving credit facility. In July 2020, ACP reduced the size of the credit facility to \$1.9 billion. Duke Energy's maximum exposure to loss under the terms of the guarantee was \$860 million as of December 31, 2020. This amount represented 47% of the outstanding borrowings under the credit facility and was recognized within Other Current Liabilities on the Consolidated Balance Sheets at December 31, 2020, of which \$95 million was previously recognized due the adoption of new guidance for

credit losses effective January 1, 2020. In February 2021, Duke Energy paid approximately \$855 million to fund ACP's outstanding debt, relieving Duke Energy of its guarantee.

In addition to the Spectra Capital and ACP revolving credit facility guarantees above, Duke Energy has issued performance guarantees to customers and other third parties that guarantee the payment and performance of other parties, including certain non-wholly owned entities, as well as guarantees of debt of certain non-consolidated entities. If such entities were to default on payments or performance, Duke Energy would be required under the guarantees to make payments on the obligations of these entities. The maximum potential amount of future payments required under these guarantees as of December 31, 2023, was \$26 million of which all expire between 2024 and 2030, with the remaining performance guarantees having no contractual expiration. Additionally, certain guarantees have uncapped maximum potential payments; however, Duke Energy does not believe these guarantees will have a material effect on its results of operations, cash flows or financial position.

Duke Energy uses bank-issued standby letters of credit to secure the performance of wholly owned and non-wholly owned entities to a third party or customer. Under these arrangements, Duke Energy has payment obligations to the issuing bank that are triggered by a draw by the third party or customer due to the failure of the wholly owned or non-wholly owned entity to perform according to the terms of its underlying contract. At December 31, 2023, Duke Energy had issued a total of \$411 million in letters of credit, which expire between 2024 and 2026. There are no unused amounts under these letters of credit.

Duke Energy recognized \$2 million as of both December 31, 2023, and 2022, in Other within Other Noncurrent Liabilities on the Consolidated Balance Sheets, for the guarantees discussed above. As current estimates change, additional losses related to guarantees and indemnifications to third parties, which could be material, may be recorded by the Duke Energy Registrants in the future.

9. JOINT OWNERSHIP OF GENERATING AND TRANSMISSION FACILITIES

The Duke Energy Registrants maintain ownership interests in certain jointly owned generating and transmission facilities and are entitled to a share of the generating capacity and output of each unit equal to their respective ownership interests. The Duke Energy Registrants pay their ownership share of additional construction costs, fuel inventory purchases and operating expenses.

The Duke Energy Registrants share of revenues and operating costs of the jointly owned facilities is included within the corresponding line in the Consolidated Statements of Operations. Each participant in the jointly owned facilities must provide its own financing.

The following table presents the Duke Energy Registrants' interest of jointly owned plant or facilities and amounts included on the Consolidated Balance Sheets. All facilities are operated by the Duke Energy Registrants and are included in the EU&I segment.

(in millions except for ownership interest)	December 31, 2023			
	Ownership Interest	Property, Plant and Equipment	Accumulated Depreciation	Construction Work in Progress
Duke Energy Carolinas				
Catawba (units 1 and 2) ^(a)	19.25%	\$ 976	\$ 559	\$ 42
W.S. Lee CC ^(b)	87.27%	654	98	2
Duke Energy Indiana				
Gibson (unit 5) ^(c)	50.05%	460	263	4
Vermillion ^(d)	62.50%	183	119	—
Transmission and local facilities ^(c)	Various	7,252	1,578	180

(a) Jointly owned with North Carolina Municipal Power Agency Number 1, NCEMC and PMPA.

(b) Jointly owned with NCEMC.

(c) Jointly owned with WVPA and IMPA.

(d) Jointly owned with WVPA.

Combined Notes to Consolidated Financial Statements – (Continued)

10. ASSET RETIREMENT OBLIGATIONS

Duke Energy records an ARO when it has a legal obligation to incur retirement costs associated with the retirement of a long-lived asset and the obligation can be reasonably estimated. Certain assets of the Duke Energy Registrants have an indeterminate life, such as transmission and distribution facilities, and thus the fair value of the retirement obligation is not reasonably estimable. A liability for these AROs will be recorded when a fair value is determinable.

The Duke Energy Registrants' regulated operations accrue costs of removal for property that does not have an associated legal retirement obligation based on regulatory orders from state commissions. These costs of removal are recorded as a regulatory liability in accordance with regulatory accounting treatment. The amount spent may be higher than the amount accrued and result in a net asset. See Note 4 for the estimated cost of removal for assets without an associated legal retirement obligation, which are included in Regulatory liabilities on the Consolidated Balance Sheets.

The following table presents the AROs recorded on the Consolidated Balance Sheets.

(in millions)	December 31, 2023							
	Duke Energy	Duke Energy Carolinas	Progress Energy	Duke Energy Progress	Duke Energy Florida	Duke Energy Ohio	Duke Energy Indiana	Piedmont
Decommissioning of nuclear power facilities	\$ 4,576	\$ 1,949	\$ 2,601	\$ 2,410	\$ 191	\$ —	\$ —	\$ —
Closure of ash impoundments	4,313	2,010	1,449	1,427	21	73	781	—
Other	267	54	95	33	63	63	28	26
Total asset retirement obligation	\$ 9,156	\$ 4,013	\$ 4,145	\$ 3,870	\$ 275	\$ 136	\$ 809	\$ 26
Less: Current portion	596	224	245	244	1	6	120	—
Total noncurrent asset retirement obligation	\$ 8,560	\$ 3,789	\$ 3,900	\$ 3,626	\$ 274	\$ 130	\$ 689	\$ 26

Nuclear Decommissioning Liability

ARO related to nuclear decommissioning are based on site-specific cost studies. The NCUC and the PSCSC require Duke Energy Carolinas and Duke Energy Progress update cost estimates for decommissioning their nuclear plants every five years. The nuclear decommissioning liabilities are assessed and updated based on changes in cash flows provided in new studies as well as annual assessments to evaluate whether any indicators suggest a change in the estimate of the ARO is necessary.

The following table summarizes information about the most recent site-specific nuclear decommissioning cost studies. Decommissioning costs are stated in 2023 or 2019 dollars, depending on the year of the cost study, and include costs to decommission plant components not subject to radioactive contamination.

(in millions)	Annual Funding Requirement ^(a)	Decommissioning Costs ^(a)	Year of Cost Study
Duke Energy	\$ 4	\$ 8,814	2023 or 2019
Duke Energy Carolinas ^{(b)(c)}	—	4,439	2023
Duke Energy Progress ^(d)	4	4,181	2019
Duke Energy Florida ^(e)	—	194	N/A

- (a) Amount represents annual funding requirement for the current fiscal year. Amounts for Progress Energy equal the sum of Duke Energy Progress and Duke Energy Florida.
- (b) Decommissioning costs for Duke Energy Carolinas reflects its ownership interest in jointly owned reactors. Other joint owners are responsible for decommissioning costs related to their interest in the reactors.
- (c) Duke Energy Carolinas' site-specific nuclear decommissioning cost study completed in 2023 was filed with the NCUC and PSCSC in 2024. A funding study was last completed and filed in 2019. An updated funding study will be completed and filed with the NCUC and PSCSC in 2024.
- (d) Duke Energy Progress' site-specific nuclear decommissioning cost study completed in 2019 was filed with the NCUC and PSCSC in March 2020. Duke Energy Progress also completed a funding study, which was filed with the NCUC and PSCSC in July 2020. In October 2021, Duke Energy Progress filed the 2019 nuclear decommissioning cost study with the FERC, as well as a revised rate schedule for decommissioning expense to be collected from wholesale customers. The FERC accepted the filing, as filed on December 9, 2021.

- (e) During 2019, Duke Energy Florida reached an agreement to transfer decommissioning work for Crystal River Unit 3 to a third party and decommissioning costs are based on the agreement with this third party rather than a cost study. Regulatory approval was received from the NRC and the FPSC in April 2020 and August 2020, respectively. Duke Energy Florida provides the FPSC periodic reports on the status and progress of decommissioning activities.

Nuclear Decommissioning Trust Funds

Duke Energy Carolinas, Duke Energy Progress and Duke Energy Florida each maintain NDTFs that are intended to pay for the decommissioning costs of their respective nuclear power plants. The NDTF investments are managed and invested in accordance with applicable requirements of various regulatory bodies including the NRC, FERC, NCUC, PSCSC, FPSC and the IRS.

Use of the NDTF investments is restricted to nuclear decommissioning activities including license termination, spent fuel and site restoration. The license termination and spent fuel obligations relate to contaminated decommissioning and are recorded as AROs. The site restoration obligation relates to non-contaminated decommissioning and is recorded to cost of removal within Regulatory liabilities on the Consolidated Balance Sheets.

The following table presents the fair value of NDTF assets legally restricted for purposes of settling AROs associated with nuclear decommissioning. Duke Energy Florida entered into an agreement with a third party to decommission Crystal River Unit 3 and was granted an exemption from the NRC, which allows for use of the NDTF for all aspects of nuclear decommissioning. The entire balance of Duke Energy Florida's NDTF may be applied toward license termination, spent fuel and site restoration costs incurred to decommission Crystal River Unit 3 and is excluded from the table below. See Note 17 for additional information related to the fair value of the Duke Energy Registrants' NDTFs.

Combined Notes to Consolidated Financial Statements – (Continued)

(in millions)	December 31,	
	2023	2022
Duke Energy	\$ 8,851	\$ 7,466
Duke Energy Carolinas	5,002	4,208
Duke Energy Progress	3,849	3,258

Nuclear Operating Licenses

As described in Note 4, Duke Energy Carolinas and Duke Energy Progress intend to seek renewal of operating licenses and 20-year license extensions for all of their nuclear stations. The following table includes the current expiration of nuclear operating licenses.

Unit	Year of Expiration
Duke Energy Carolinas	
Catawba Units 1 and 2	2043
McGuire Unit 1	2041
McGuire Unit 2	2043
Oconee Units 1 and 2	2033
Oconee Unit 3	2034
Duke Energy Progress	
Brunswick Unit 1	2036
Brunswick Unit 2	2034
Harris	2046
Robinson	2030

The NRC has acknowledged permanent cessation of operation and permanent removal of fuel from the reactor vessel at Crystal River Unit 3. Therefore, the license no longer authorizes operation of the reactor. During 2019, Duke Energy Florida entered into an agreement for the accelerated decommissioning of Crystal River Unit 3. Regulatory approval was received from the NRC and the FPSC in April 2020 and August 2020, respectively. See Note 4 for more information.

Closure of Ash Impoundments

The Duke Energy Registrants are subject to state and federal regulations covering the closure of coal ash impoundments, including the EPA CCR Rule and the Coal Ash Act, and other agreements. AROs recorded on the Duke Energy Registrants' Consolidated Balance Sheets include the legal obligation for closure of coal ash basins and the disposal of related ash as a result of these regulations and agreements.

The ARO amount recorded on the Consolidated Balance Sheets is based upon estimated closure costs for impacted ash impoundments. The amount recorded represents the discounted cash flows for estimated closure costs based upon specific closure plans. Actual costs to be incurred will be dependent upon factors that vary from site to site. The most significant factors are the method and time frame of closure at the individual sites. Closure methods considered include removing the water from ash basins, consolidating material as necessary and capping the ash with a synthetic barrier, excavating and relocating the ash to a lined structural fill or lined landfill or recycling the ash for concrete or some other beneficial use. The ultimate method and timetable for closure will be in compliance with standards set by federal and state regulations and other agreements. The ARO amount will be adjusted as additional information is gained through the closure and post-closure process, including acceptance and approval of compliance approaches, which may change management assumptions, and may result in a material change to the balance. See ARO Liability Rollforward section below for information on revisions made to the coal ash liability during 2023 and 2022.

Asset retirement costs associated with the AROs for operating plants and retired plants are included in Net property, plant and equipment and Regulatory assets, respectively, on the Consolidated Balance Sheets. See Note 4 for additional information on Regulatory assets related to AROs and Note 5 for additional information on commitments and contingencies.

Cost recovery for future expenditures will be pursued through the normal ratemaking process with federal and state utility commissions, which permit recovery of necessary and prudently incurred costs associated with Duke Energy's regulated operations. See Note 4 for additional information on recovery of coal ash costs.

PART II

DUKE ENERGY CORPORATION • DUKE ENERGY CAROLINAS, LLC • PROGRESS ENERGY, INC. • DUKE ENERGY PROGRESS, LLC •
DUKE ENERGY FLORIDA, LLC • DUKE ENERGY OHIO, INC. • DUKE ENERGY INDIANA, LLC • PIEDMONT NATURAL GAS COMPANY, INC.

Combined Notes to Consolidated Financial Statements – (Continued)

ARO Liability Rollforward

The following tables present changes in the liability associated with AROs.

(in millions)	Duke Energy	Duke Energy Carolinas	Progress Energy	Duke Energy Progress	Duke Energy Florida	Duke Energy Ohio	Duke Energy Indiana	Piedmont
Balance at December 31, 2021	\$ 12,600	\$ 5,301	\$ 6,112	\$ 5,675	\$ 437	\$ 136	\$ 987	\$ 22
Accretion expense ^(a)	501	242	229	215	14	6	30	1
Liabilities settled ^(b)	(680)	(234)	(334)	(228)	(106)	(13)	(98)	—
Liabilities incurred in the current year	22	—	18	—	18	—	5	—
Revisions in estimates of cash flows ^(c)	285	73	156	161	(5)	25	27	3
Balance at December 31, 2022	12,728	5,382	6,181	5,823	358	154	951	26
Accretion expense ^(a)	523	254	237	225	12	7	33	1
Liabilities settled ^(b)	(758)	(256)	(379)	(292)	(87)	(15)	(108)	—
Liabilities incurred in the current year	29	3	21	6	15	1	4	—
Revisions in estimates of cash flows ^(c)	(3,366)	(1,370)	(1,915)	(1,892)	(23)	(11)	(71)	(1)
Balance at December 31, 2023	\$ 9,156	\$ 4,013	\$ 4,145	\$ 3,870	\$ 275	\$ 136	\$ 809	\$ 26

(a) Substantially all accretion expense for the years ended December 31, 2023, and 2022, relates to Duke Energy's regulated operations and has been deferred in accordance with regulatory accounting treatment.

(b) Amounts primarily relate to ash impoundment closures and nuclear decommissioning.

(c) The amounts recorded represent the discounted cash flows for estimated closure costs as evaluated on a site-by-site basis. The increases in 2022 primarily relate to higher unit costs associated with basin closure and routine maintenance. The decreases in 2023 primarily relate to lower discounted cash flows for decommissioning the nuclear power facilities due to changes in estimates and economic assumptions including discount rates, cost escalation rates and cash flow timing, as well as lower unit costs associated with basin closure, routine maintenance and beneficiation activities, as well as reduction in monitoring wells needed.

11. PROPERTY, PLANT AND EQUIPMENT

The following tables summarize the property, plant and equipment for Duke Energy and its subsidiary registrants.

(in millions)	Average Remaining Useful Life (Years)	December 31, 2023							
		Duke Energy	Duke Energy Carolinas	Progress Energy	Duke Energy Progress	Duke Energy Florida	Duke Energy Ohio	Duke Energy Indiana	Piedmont
Land		\$ 2,345	\$ 581	\$ 1,012	\$ 502	\$ 510	\$ 242	\$ 133	\$ 352
Plant – Regulated									
Electric generation, distribution and transmission	40	129,985	48,107	57,436	33,171	24,265	7,243	17,199	—
Natural gas transmission and distribution	57	14,130	—	—	—	—	3,993	—	10,137
Other buildings and improvements	42	2,887	1,213	677	377	300	421	355	221
Nuclear fuel		3,303	1,866	1,437	1,437	—	—	—	—
Equipment	14	3,409	870	1,104	654	450	474	442	143
Construction in process		8,372	2,578	3,941	1,661	2,280	427	427	690
Other	12	6,920	1,455	2,037	1,481	548	410	344	363
Total property, plant and equipment ^(a)		171,351	56,670	67,644	39,283	28,353	13,210	18,900	11,906
Total accumulated depreciation – regulated ^{(b)(c)}		(54,323)	(19,896)	(22,300)	(15,227)	(7,067)	(3,451)	(6,501)	(2,259)
Total accumulated depreciation – other ^(d)		(1,715)	—	—	—	—	—	—	—
Facilities to be retired, net		2	—	—	—	—	—	—	2
Total net property, plant and equipment		\$ 115,315	\$ 36,774	\$ 45,344	\$ 24,056	\$ 21,286	\$ 9,759	\$ 12,399	\$ 9,649

(a) Includes finance leases of \$697 million, \$335 million, \$615 million, \$552 million, \$63 million and \$10 million at Duke Energy, Duke Energy Carolinas, Progress Energy, Duke Energy Progress, Duke Energy Florida and Duke Energy Indiana, respectively, primarily within Plant – Regulated. The Progress Energy, Duke Energy Progress and Duke Energy Florida amounts are net of \$292 million, \$119 million and \$173 million, respectively, of accumulated amortization of finance leases.

(b) Includes \$1,793 million, \$991 million, \$802 million and \$802 million of accumulated amortization of nuclear fuel at Duke Energy, Duke Energy Carolinas, Progress Energy and Duke Energy Progress, respectively.

(c) Includes accumulated amortization of finance leases of \$3 million, \$67 million and \$4 million at Duke Energy, Duke Energy Carolinas and Duke Energy Indiana, respectively.

(d) Includes accumulated amortization of finance leases of \$7 million at Duke Energy.

PART II

DUKE ENERGY CORPORATION • DUKE ENERGY CAROLINAS, LLC • PROGRESS ENERGY, INC. • DUKE ENERGY PROGRESS, LLC •
DUKE ENERGY FLORIDA, LLC • DUKE ENERGY OHIO, INC. • DUKE ENERGY INDIANA, LLC • PIEDMONT NATURAL GAS COMPANY, INC.

Combined Notes to Consolidated Financial Statements – (Continued)

(in millions)	December 31, 2022								
	Average Remaining Useful Life (Years)	Duke Energy	Duke Energy Carolinas	Progress Energy	Duke Energy Progress	Duke Energy Florida	Duke Energy Ohio	Duke Energy Indiana	Piedmont
Land		\$ 2,232	\$ 565	\$ 993	\$ 496	\$ 497	\$ 230	\$ 124	\$ 295
Plant – Regulated									
Electric generation, distribution and transmission	39	126,016	46,640	55,872	33,336	22,536	6,900	16,604	—
Natural gas transmission and distribution	56	13,174	—	—	—	—	3,773	—	9,401
Other buildings and improvements	40	2,537	973	647	341	306	398	336	183
Nuclear fuel		3,081	1,723	1,358	1,358	—	—	—	—
Equipment	13	2,959	710	936	567	369	441	356	125
Construction in process		7,381	2,671	3,073	1,317	1,756	375	381	478
Other	13	6,459	1,368	1,943	1,460	476	380	320	387
Total property, plant and equipment ^(a)		163,839	54,650	64,822	38,875	25,940	12,497	18,121	10,869
Total accumulated depreciation – regulated ^{(b)(c)}		(50,544)	(18,669)	(20,584)	(14,201)	(6,377)	(3,250)	(6,021)	(2,081)
Total accumulated depreciation – other ^(d)		(1,556)	—	—	—	—	—	—	—
Facilities to be retired, net		9	—	—	—	—	—	—	9
Total net property, plant and equipment		\$ 111,748	\$ 35,981	\$ 44,238	\$ 24,674	\$ 19,563	\$ 9,247	\$ 12,100	\$ 8,797

(a) Includes finance leases of \$816 million, \$335 million, \$674 million, \$590 million, \$84 million, and \$10 million at Duke Energy, Duke Energy Carolinas, Progress Energy, Duke Energy Progress, Duke Energy Florida and Duke Energy Indiana, respectively, primarily within Plant – Regulated. The Progress Energy, Duke Energy Progress and Duke Energy Florida amounts are net of \$233 million, \$81 million and \$152 million, respectively, of accumulated amortization of finance leases.

(b) Includes \$1,683 million, \$934 million, \$749 million and \$749 million of accumulated amortization of nuclear fuel at Duke Energy, Duke Energy Carolinas, Progress Energy and Duke Energy Progress, respectively.

(c) Includes accumulated amortization of finance leases of \$7 million, \$51 million, and \$4 million at Duke Energy, Duke Energy Carolinas and Duke Energy Indiana, respectively.

(d) Includes accumulated amortization of finance leases of (\$1 million) at Duke Energy.

Duke Energy has continued to execute on its business transformation strategy, including the evaluation of in-office work policies considering the experience with the COVID-19 pandemic and also workforce realignment of roles and responsibilities. In May 2021, Duke Energy management approved the sale of certain properties and entered into an agreement to exit certain leased space on December 31, 2021. The sale of the properties was subject to abandonment accounting and resulted in an impairment charge. Additionally, the exit of

the leased space resulted in the impairment of related furniture, fixtures and equipment. During the year ended December 31, 2021, Duke Energy recorded a pretax charge to earnings of \$192 million on the Consolidated Statements of Operations, which includes \$133 million within Impairment of assets and other charges, \$42 million within Operations, maintenance and other and \$17 million within Depreciation and amortization.

The following table presents capitalized interest, which includes the debt component of AFUDC.

(in millions)	Years Ended December 31,		
	2023	2022	2021
Duke Energy	\$ 201	\$ 118	\$ 66
Duke Energy Carolinas	62	50	29
Progress Energy	41	26	20
Duke Energy Progress	35	19	14
Duke Energy Florida	6	7	6
Duke Energy Ohio	16	14	20
Duke Energy Indiana ^(a)	21	3	(17)
Piedmont	8	4	9

(a) In 2021, Duke Energy Indiana is primarily comprised of (\$24 million) of PISCC amortization, which is partially offset by \$7 million of the debt component of AFUDC.

Combined Notes to Consolidated Financial Statements – (Continued)

12. GOODWILL AND INTANGIBLE ASSETS

GOODWILL

Duke Energy

Duke Energy's Goodwill balance of \$19.3 billion is allocated \$17.4 billion to EU&I and \$1.9 billion to GU&I on Duke Energy's Consolidated Balance Sheets at December 31, 2023, and 2022. There are no accumulated impairment charges.

Duke Energy Ohio

Duke Energy Ohio's Goodwill balance of \$920 million, allocated \$596 million to EU&I and \$324 million to GU&I, is presented net of accumulated impairment charges of \$216 million on the Consolidated Balance Sheets at December 31, 2023, and 2022.

Progress Energy

Progress Energy's Goodwill is included in the EU&I segment and there are no accumulated impairment charges.

Piedmont

Piedmont's Goodwill is included in the GU&I segment and there are no accumulated impairment charges.

Goodwill Impairment Testing

Duke Energy, Progress Energy, Duke Energy Ohio and Piedmont are required to perform an annual goodwill impairment test as of the same date each year and, accordingly, perform their annual impairment testing of goodwill as of August 31. Duke Energy, Progress Energy, Duke Energy Ohio and Piedmont update their test between annual tests if events or circumstances occur that would more likely than not reduce the fair value of a reporting unit below its carrying value. As the fair value for Duke Energy, Progress Energy, Duke Energy Ohio and Piedmont exceeded their respective carrying values at the date of the annual impairment analysis, no goodwill impairment charges were recorded in 2023.

INTANGIBLE ASSETS

The following tables show the carrying amount and accumulated amortization of intangible assets included in Other within Other Noncurrent Assets on the Consolidated Balance Sheets of the Duke Energy Registrants at December 31, 2023, and 2022.

(in millions)	December 31, 2023							
	Duke Energy	Duke Energy Carolinas	Progress Energy	Duke Energy Progress	Duke Energy Florida	Duke Energy Ohio	Duke Energy Indiana	Piedmont
Emission allowances	\$ 8	\$ —	\$ 5	\$ 2	\$ 3	\$ —	\$ 2	\$ —
Renewable energy certificates	232	97	133	133	—	2	—	—
Other	56	—	5	1	3	—	—	22
Total gross carrying amounts	296	97	143	136	6	2	2	22
Accumulated amortization – other	(14)	—	(3)	—	(3)	—	—	(6)
Total intangible assets, net	\$ 282	\$ 97	\$ 140	\$ 136	\$ 3	\$ 2	\$ 2	\$ 16

(in millions)	December 31, 2022							
	Duke Energy	Duke Energy Carolinas	Progress Energy	Duke Energy Progress	Duke Energy Florida	Duke Energy Ohio	Duke Energy Indiana	Piedmont
Emission allowances	\$ 8	\$ —	\$ 5	\$ 2	\$ 3	\$ —	\$ 2	\$ —
Renewable energy certificates	210	84	124	124	—	2	—	—
Other	55	—	4	1	3	—	—	22
Total gross carrying amounts	273	84	133	127	6	2	2	22
Accumulated amortization – other	(8)	—	(1)	—	(1)	—	—	(2)
Total intangible assets, net	\$ 265	\$ 84	\$ 132	\$ 127	\$ 5	\$ 2	\$ 2	\$ 20

Amortization Expense

Amortization expense amounts for other intangible assets are immaterial for the years ended December 31, 2023, 2022 and 2021, and are expected to be immaterial for the next five years as of December 31, 2023.

Combined Notes to Consolidated Financial Statements – (Continued)**13. INVESTMENTS IN UNCONSOLIDATED AFFILIATES****EQUITY METHOD INVESTMENTS**

Investments in affiliates that are not controlled by Duke Energy, but over which it has significant influence, are accounted for using the equity method.

The following table presents Duke Energy's investments in unconsolidated affiliates accounted for under the equity method, as well as the respective equity in earnings, by segment, for periods presented in this filing.

(in millions)	Years Ended December 31,				
	2023		2022		2021
	Investments	Equity in earnings	Investments	Equity in earnings	Equity in earnings
Electric Utilities and Infrastructure	\$ 97	\$ 7	\$ 99	\$ 7	\$ 7
Gas Utilities and Infrastructure	259	40	240	21	8
Other	136	66	116	85	47
Total	\$ 492	\$ 113	\$ 455	\$ 113	\$ 62

During the years ended December 31, 2023, 2022 and 2021, Duke Energy received distributions from equity investments of \$50 million, \$111 million and \$56 million, respectively, which are included in Other assets within Cash Flows from Operating Activities on the Consolidated Statements of Cash Flows. During the years ended December 31, 2023, 2022 and 2021, Duke Energy received distributions from equity investments of \$16 million, \$6 million and \$14 million, respectively, which are included in Return of investment capital within Cash Flows from Investing Activities on the Consolidated Statements of Cash Flows.

During the years ended December 31, 2023, 2022 and 2021, Piedmont received distributions from equity investments of \$9 million, \$31 million and \$8 million, respectively, which are included in Other assets within Cash Flows from Operating Activities. During the years ended December 31, 2023, and 2021, Piedmont received distributions from equity investments of \$1 million and \$2 million, respectively, which are included within Cash Flows from Investing Activities on the Consolidated Statements of Cash Flows. Amounts received during the year ended December 31, 2022, included in Cash Flows from Investing Activities on the Consolidated Statements of Cash Flows were immaterial.

Significant investments in affiliates accounted for under the equity method are discussed below.

Electric Utilities and Infrastructure

Duke Energy owns 50% interests in both DATC and Pioneer, which build, own and operate electric transmission facilities in North America.

Gas Utilities and Infrastructure**Pipeline Investments**

Piedmont owns a 21.49% investment in Cardinal, an intrastate pipeline located in North Carolina.

Duke Energy owns a 7.5% interest in Sabal Trail, a 517-mile interstate natural gas pipeline, which provides natural gas to Duke Energy Florida and Florida Power and Light.

Storage Facilities

Piedmont owns a 45% interest in Pine Needle, an interstate LNG storage facility located in North Carolina, and a 50% interest in Hardy Storage, an underground interstate natural gas storage facility located in West Virginia.

Renewable Natural Gas Investments

Duke Energy owns a 29.68% investment in SustainRNG, a developer of renewable natural gas projects, a 70% interest in Sustain T&W, SustainRNG's renewable natural gas project located in Georgia, and a 70% interest in Sustain Liberty, SustainRNG's renewable natural gas project located in North Carolina.

Other

Duke Energy has a 17.5% indirect economic ownership interest and a 25% board representation and voting rights interest in NMC, which owns and operates a methanol and MTBE business in Jubail, Saudi Arabia.

Combined Notes to Consolidated Financial Statements – (Continued)

14. RELATED PARTY TRANSACTIONS

The Subsidiary Registrants engage in related party transactions in accordance with the applicable state and federal commission regulations. Refer to the Consolidated Balance Sheets of the Subsidiary Registrants for balances due to or due from related parties. Material amounts related to transactions with related parties included in the Consolidated Statements of Operations and Comprehensive Income are presented in the following table.

(in millions)	Years Ended December 31,		
	2023	2022	2021
Duke Energy Carolinas			
Corporate governance and shared service expenses ^(a)	\$ 823	\$ 838	\$ 894
Indemnification coverages ^(b)	34	28	24
JDA revenue ^(c)	34	109	41
JDA expense ^(c)	177	600	207
Intercompany natural gas purchases ^(d)	11	12	11
Progress Energy			
Corporate governance and shared service expenses ^(a)	\$ 736	\$ 818	\$ 856
Indemnification coverages ^(b)	47	43	41
JDA revenue ^(c)	177	600	207
JDA expense ^(c)	34	109	41
Intercompany natural gas purchases ^(d)	75	76	75
Duke Energy Progress			
Corporate governance and shared service expenses ^(a)	\$ 434	\$ 469	\$ 504
Indemnification coverages ^(b)	20	20	19
JDA revenue ^(c)	177	600	207
JDA expense ^(c)	34	109	41
Intercompany natural gas purchases ^(d)	75	76	75
Duke Energy Florida			
Corporate governance and shared service expenses ^(a)	\$ 302	\$ 349	\$ 352
Indemnification coverages ^(b)	27	23	22
Duke Energy Ohio			
Corporate governance and shared service expenses ^(a)	\$ 294	\$ 334	\$ 329
Indemnification coverages ^(b)	5	5	4
Duke Energy Indiana			
Corporate governance and shared service expenses ^(a)	\$ 365	\$ 447	\$ 409
Indemnification coverages ^(b)	8	8	8

(in millions)	Years Ended December 31,		
	2023	2022	2021
Piedmont			
Corporate governance and shared service expenses ^(a)	\$ 149	\$ 155	\$ 139
Indemnification coverages ^(b)	4	3	3
Intercompany natural gas sales ^(d)	86	88	86
Natural gas storage and transportation costs ^(e)	24	23	22

- (a) The Subsidiary Registrants are charged their proportionate share of corporate governance and other shared services costs, primarily related to human resources, employee benefits, information technology, legal and accounting fees, as well as other third-party costs. These amounts are primarily recorded in Operation, maintenance and other on the Consolidated Statements of Operations and Comprehensive Income.
- (b) The Subsidiary Registrants incur expenses related to certain indemnification coverages through Bison, Duke Energy's wholly owned captive insurance subsidiary. These expenses are recorded in Operation, maintenance and other on the Consolidated Statements of Operations and Comprehensive Income.
- (c) Duke Energy Carolinas and Duke Energy Progress participate in a JDA, which allows the collective dispatch of power plants between the service territories to reduce customer rates. Revenues from the sale of power and expenses from the purchase of power pursuant to the JDA are recorded in Operating Revenues and Fuel used in electric generation and purchased power, respectively, on the Consolidated Statements of Operations and Comprehensive Income.
- (d) Piedmont provides long-term natural gas delivery service to certain Duke Energy Carolinas and Duke Energy Progress natural gas-fired generation facilities. Piedmont records the sales in Operating Revenues, and Duke Energy Carolinas and Duke Energy Progress record the related purchases as a component of Fuel used in electric generation and purchased power on their respective Consolidated Statements of Operations and Comprehensive Income. These intercompany revenues and expenses are eliminated in consolidation.
- (e) Piedmont has related party transactions as a customer of its equity method investments in Pine Needle, Hardy Storage, and Cardinal natural gas storage and transportation facilities. These expenses are included in Cost of natural gas on Piedmont's Consolidated Statements of Operations and Comprehensive Income.

In addition to the amounts presented above, the Subsidiary Registrants have other affiliate transactions, including rental of office space, participation in a money pool arrangement, other operational transactions and their proportionate share of certain charged expenses. See Note 7 for more information regarding money pool. These transactions of the Subsidiary Registrants are incurred in the ordinary course of business and are eliminated in consolidation.

As discussed in Note 18, certain trade receivables have been sold by Duke Energy Ohio and Duke Energy Indiana to CRC, an affiliate formed by a subsidiary of Duke Energy. The proceeds obtained from the sales of receivables are largely cash but do include a subordinated note from CRC for a portion of the purchase price.

Combined Notes to Consolidated Financial Statements – (Continued)**Intercompany Income Taxes**

Duke Energy and the Subsidiary Registrants file a consolidated federal income tax return and other state and jurisdictional returns. The Subsidiary Registrants have a tax sharing agreement with Duke Energy for the allocation of consolidated tax liabilities and benefits. Income taxes recorded represent amounts the Subsidiary Registrants would incur as separate C-Corporations. The following table includes the balance of intercompany income tax receivables and payables for the Subsidiary Registrants.

(in millions)	Duke Energy Carolinas	Progress Energy	Duke Energy Progress	Duke Energy Florida	Duke Energy Ohio	Duke Energy Indiana	Piedmont
December 31, 2023							
Intercompany income tax receivable	\$ —	\$ —	\$ —	\$ —	\$ 91	\$ 53	\$ —
Intercompany income tax payable	81	92	94	114	—	—	57
December 31, 2022							
Intercompany income tax receivable	\$ —	\$ 95	\$ 36	\$ 17	\$ —	\$ —	\$ —
Intercompany income tax payable	37	—	—	—	17	18	38

15. DERIVATIVES AND HEDGING

The Duke Energy Registrants use commodity, interest rate and foreign currency contracts to manage commodity price risk, interest rate risk and foreign currency exchange rate risk. The primary use of commodity derivatives is to hedge the generation portfolio against changes in the prices of electricity and natural gas. Piedmont enters into natural gas supply contracts to provide diversification, reliability and natural gas cost benefits to its customers. Interest rate derivatives are used to manage interest rate risk associated with borrowings. Foreign currency derivatives are used to manage risk related to foreign currency exchange rates on certain issuances of debt.

All derivative instruments not identified as NPNS are recorded at fair value as assets or liabilities on the Consolidated Balance Sheets. Cash collateral related to derivative instruments executed under master netting arrangements is offset against the collateralized derivatives on the Consolidated Balance Sheets. The cash impacts of settled derivatives are recorded as operating activities or financing activities on the Consolidated Statements of Cash Flows.

INTEREST RATE RISK

The Duke Energy Registrants are exposed to changes in interest rates as a result of their issuance or anticipated issuance of variable-rate and fixed-rate debt and commercial paper. Interest rate risk is managed by limiting variable-rate exposures to a percentage of total debt and by monitoring changes in interest rates. To manage risk associated with changes in interest rates, the Duke Energy Registrants may enter into interest rate swaps, U.S. Treasury lock agreements and other financial contracts. In anticipation of certain fixed-rate debt issuances, a series of forward-starting interest rate swaps or Treasury locks may be executed to lock in components of current market interest rates. These instruments are later terminated prior to or upon the issuance of the corresponding debt.

Cash Flow Hedges

For a derivative designated as hedging the exposure to variable cash flows of a future transaction, referred to as a cash flow hedge, the effective portion of the derivative's gain or loss is initially reported as a component of other comprehensive income and subsequently reclassified into earnings once the future transaction impacts earnings. Amounts for interest rate contracts are reclassified to earnings as interest expense over the term of the related debt. Gains and losses reclassified out of AOCI for the years ended December 31, 2023, 2022, and 2021, were not material. Duke Energy's interest rate derivatives designated as hedges include forward-starting interest rate swaps not accounted for under regulatory accounting.

Undesignated Contracts

Undesignated contracts primarily include contracts not designated as a hedge because they are accounted for under regulatory accounting or contracts that do not qualify for hedge accounting.

Duke Energy's interest rate swaps for its regulated operations employ regulatory accounting. With regulatory accounting, the mark-to-market gains or losses on the swaps are deferred as regulatory liabilities or regulatory assets, respectively. Regulatory assets and liabilities are amortized consistent with the treatment of the related costs in the ratemaking process. The accrual of interest on the swaps is recorded as Interest Expense on the Duke Energy Registrant's Consolidated Statements of Operations and Comprehensive Income.

PART II

DUKE ENERGY CORPORATION • DUKE ENERGY CAROLINAS, LLC • PROGRESS ENERGY, INC. • DUKE ENERGY PROGRESS, LLC •
DUKE ENERGY FLORIDA, LLC • DUKE ENERGY OHIO, INC. • DUKE ENERGY INDIANA, LLC • PIEDMONT NATURAL GAS COMPANY, INC.

Combined Notes to Consolidated Financial Statements – (Continued)

The following tables show notional amounts of outstanding derivatives related to interest rate risk.

(in millions)	December 31, 2023						
	Duke Energy	Duke Energy Carolinas	Progress Energy	Duke Energy Progress	Duke Energy Florida	Duke Energy Indiana	Duke Energy Ohio
Cash flow hedges	\$ 2,300	\$ —	\$ —	\$ —	\$ —	\$ —	\$ —
Undesignated contracts	2,727	1,050	1,250	925	325	400	27
Total notional amount	\$ 5,027	\$ 1,050	\$ 1,250	\$ 925	\$ 325	\$ 400	\$ 27

(in millions)	December 31, 2022						
	Duke Energy	Duke Energy Carolinas	Progress Energy	Duke Energy Progress	Duke Energy Florida	Duke Energy Indiana	Duke Energy Ohio
Cash flow hedges	\$ 500	\$ —	\$ —	\$ —	\$ —	\$ —	\$ —
Undesignated contracts	2,377	1,250	800	500	300	300	27
Total notional amount	\$ 2,877	\$ 1,250	\$ 800	\$ 500	\$ 300	\$ 300	\$ 27

COMMODITY PRICE RISK

The Duke Energy Registrants are exposed to the impact of changes in the prices of electricity purchased and sold in bulk power markets and natural gas purchases, including Piedmont's natural gas supply contracts. Exposure to commodity price risk is influenced by a number of factors including the term of contracts, the liquidity of markets and delivery locations. To manage risk associated with commodity prices, the Duke Energy Registrants may enter into long-term power purchase or sales contracts and long-term natural gas supply agreements.

Undesignated Contracts

For the Subsidiary Registrants, bulk power electricity and natural gas purchases flow through fuel adjustment clauses, formula-based contracts or

other cost sharing mechanisms. Differences between the costs included in rates and the incurred costs, including undesignated derivative contracts, are largely deferred as regulatory assets or regulatory liabilities. Piedmont policies allow for the use of financial instruments to hedge commodity price risks. The strategy and objective of these hedging programs are to use the financial instruments to reduce natural gas cost volatility for customers.

Volumes

The tables below include volumes of outstanding commodity derivatives. Amounts disclosed represent the absolute value of notional volumes of commodity contracts excluding NPNS. The Duke Energy Registrants have netted contractual amounts where offsetting purchase and sale contracts exist with identical delivery locations and times of delivery. Where all commodity positions are perfectly offset, no quantities are shown.

	December 31, 2023						
	Duke Energy	Duke Energy Carolinas	Progress Energy	Duke Energy Progress	Duke Energy Ohio	Duke Energy Indiana	Piedmont
Electricity (GWh)	13,608	—	—	—	1,616	11,992	—
Natural gas (millions of Dth)	846	279	274	274	—	30	263

	December 31, 2022						
	Duke Energy	Duke Energy Carolinas	Progress Energy	Duke Energy Progress	Duke Energy Ohio	Duke Energy Indiana	Piedmont
Electricity (GWh)	14,086	—	—	—	1,820	12,266	—
Natural gas (millions of Dth)	909	307	292	292	—	11	299

Combined Notes to Consolidated Financial Statements – (Continued)

FOREIGN CURRENCY RISK

Duke Energy may enter into foreign currency derivatives to hedge exposure to changes in foreign currency exchange rates, such as that arising from the issuance of debt denominated in a currency other than U.S. dollars.

Fair Value Hedges

Derivatives related to existing fixed rate securities are accounted for as fair value hedges, where the derivatives' fair value gains or losses and hedged items' fair value gains or losses are both recorded directly to earnings on the

same income statement line item, including foreign currency gains or losses arising from changes in the U.S. currency exchange rates. Duke Energy has elected to exclude the cross-currency basis spread from the assessment of effectiveness in the fair value hedges of its foreign currency risk and record any difference between the change in the fair value of the excluded components and the amounts recognized in earnings as a component of other comprehensive income or loss.

The following table shows Duke Energy's outstanding derivatives related to foreign currency risk. There were no fair value hedges in 2021.

	Pay Notional (in millions)	Pay Rate	Receive Notional (in millions)	Receive Rate	Hedge Maturity Date	Fair Value Gain (Loss) ^(a) (in millions)	
						Years Ended December 31, 2023	2022
Fair value hedges	\$ 645	4.75 %	600 euros	3.10 %	June 2028	\$ 17	(3)
	537	5.31 %	500 euros	3.85 %	June 2034	15	(2)
Total notional amount	\$ 1,182		1,100 euros			\$ 32	(5)

(a) Amounts are recorded in Other Income and expenses, net on the Consolidated Statement of Operations, which offsets an equal translation adjustment of the foreign denominated debt. See the Consolidated Statements of Comprehensive Income for amounts excluded from the assessment of effectiveness for which the difference between changes in fair value and periodic amortization is recorded.

LOCATION AND FAIR VALUE OF DERIVATIVE ASSETS AND LIABILITIES RECOGNIZED IN THE CONSOLIDATED BALANCE SHEETS

The following tables show the fair value and balance sheet location of derivative instruments. Although derivatives subject to master netting arrangements are netted on the Consolidated Balance Sheets, the fair values presented below are shown gross and cash collateral on the derivatives has not been netted against the fair values shown.

Derivative Assets (in millions)	December 31, 2023							
	Duke Energy	Duke Energy Carolinas	Progress Energy	Duke Energy Progress	Duke Energy Florida	Duke Energy Ohio	Duke Energy Indiana	Piedmont
Commodity Contracts								
<i>Not Designated as Hedging Instruments</i>								
Current	\$ 25	\$ 1	\$ 3	\$ 1	\$ 2	\$ 1	\$ 18	\$ 1
Noncurrent	57	26	31	31	—	—	—	—
Total Derivative Assets – Commodity Contracts	\$ 82	\$ 27	\$ 34	\$ 32	\$ 2	\$ 1	\$ 18	\$ 1
Interest Rate Contracts								
<i>Designated as Hedging Instruments</i>								
Current	\$ 31	\$ —	\$ —	\$ —	\$ —	\$ —	\$ —	\$ —
Noncurrent	17	—	—	—	—	—	—	—
<i>Not Designated as Hedging Instruments</i>								
Current	\$ 5	\$ 5	\$ —	\$ —	\$ —	\$ —	\$ —	\$ —
Noncurrent	10	3	—	—	—	—	7	—
Total Derivative Assets – Interest Rate Contracts	\$ 63	\$ 8	\$ —	\$ —	\$ —	\$ —	\$ 7	\$ —
Foreign Currency Contracts								
<i>Designated as Hedging Instruments</i>								
Noncurrent	44	—	—	—	—	—	—	—
Total Derivative Assets – Foreign Currency Contracts	\$ 44	\$ —	\$ —	\$ —	\$ —	\$ —	\$ —	\$ —
Total Derivative Assets	\$ 189	\$ 35	\$ 34	\$ 32	\$ 2	\$ 1	\$ 25	\$ 1

PART II

DUKE ENERGY CORPORATION • DUKE ENERGY CAROLINAS, LLC • PROGRESS ENERGY, INC. • DUKE ENERGY PROGRESS, LLC •
DUKE ENERGY FLORIDA, LLC • DUKE ENERGY OHIO, INC. • DUKE ENERGY INDIANA, LLC • PIEDMONT NATURAL GAS COMPANY, INC.

Combined Notes to Consolidated Financial Statements – (Continued)

Derivative Liabilities		December 31, 2023						
		Duke Energy	Duke Energy Carolinas	Progress Energy	Duke Energy Progress	Duke Energy Florida	Duke Energy Ohio	Duke Energy Indiana
<i>(in millions)</i>								
Commodity Contracts								
<i>Not Designated as Hedging Instruments</i>								
Current	\$ 354	\$ 177	\$ 138	\$ 138	\$ —	\$ —	\$ 18	\$ 20
Noncurrent	255	67	61	61	—	—	—	127
Total Derivative Liabilities – Commodity Contracts	\$ 609	\$ 244	\$ 199	\$ 199	\$ —	\$ —	\$ 18	\$ 147
Interest Rate Contracts								
<i>Designated as Hedging Instruments</i>								
Current	\$ 25	\$ —	\$ —	\$ —	\$ —	\$ —	\$ —	\$ —
Noncurrent	26	—	—	—	—	—	—	—
<i>Not Designated as Hedging Instruments</i>								
Current	13	2	11	11	—	—	—	—
Noncurrent	39	14	24	9	15	1	—	—
Total Derivative Liabilities – Interest Rate Contracts	\$ 103	\$ 16	\$ 35	\$ 20	\$ 15	\$ 1	\$ —	\$ —
Foreign Currency Contracts								
<i>Designated as Hedging Instruments</i>								
Current	\$ 17	\$ —	\$ —	\$ —	\$ —	\$ —	\$ —	\$ —
Total Derivative Liabilities – Foreign Currency Contracts	\$ 17	\$ —	\$ —	\$ —	\$ —	\$ —	\$ —	\$ —
Total Derivative Liabilities	\$ 729	\$ 260	\$ 234	\$ 219	\$ 15	\$ 1	\$ 18	\$ 147

Derivative Assets		December 31, 2022						
		Duke Energy	Duke Energy Carolinas	Progress Energy	Duke Energy Progress	Duke Energy Florida	Duke Energy Ohio	Duke Energy Indiana
<i>(in millions)</i>								
Commodity Contracts								
<i>Not Designated as Hedging Instruments</i>								
Current	\$ 265	\$ 132	\$ 99	\$ 99	\$ —	\$ 5	\$ 29	\$ —
Noncurrent	213	104	108	108	—	—	—	—
Total Derivative Assets – Commodity Contracts	\$ 478	\$ 236	\$ 207	\$ 207	\$ —	\$ 5	\$ 29	\$ —
Interest Rate Contracts								
<i>Designated as Hedging Instruments</i>								
Current	\$ 101	\$ —	\$ —	\$ —	\$ —	\$ —	\$ —	\$ —
<i>Not Designated as Hedging Instruments</i>								
Current	\$ 216	\$ 94	\$ 41	\$ 23	\$ 17	\$ —	\$ 81	\$ —
Total Derivative Assets – Interest Rate Contracts	\$ 317	\$ 94	\$ 41	\$ 23	\$ 17	\$ —	\$ 81	\$ —
Total Derivative Assets	\$ 795	\$ 330	\$ 248	\$ 230	\$ 17	\$ 5	\$ 110	\$ —

Derivative Liabilities		December 31, 2022						
		Duke Energy	Duke Energy Carolinas	Progress Energy	Duke Energy Progress	Duke Energy Florida	Duke Energy Ohio	Duke Energy Indiana
<i>(in millions)</i>								
<i>Not Designated as Hedging Instruments</i>								
Current	\$ 175	\$ 96	\$ 36	\$ 18	\$ 19	\$ —	\$ 16	\$ 27
Noncurrent	202	31	30	30	—	—	—	141
Total Derivative Liabilities – Commodity Contracts	\$ 377	\$ 127	\$ 66	\$ 48	\$ 19	\$ —	\$ 16	\$ 168
Interest Rate Contracts								
<i>Not Designated as Hedging Instruments</i>								
Noncurrent	2	—	—	—	—	2	—	—
Total Derivative Liabilities – Interest Rate Contracts	\$ 2	\$ —	\$ —	\$ —	\$ —	\$ 2	\$ —	\$ —
Foreign Currency Contracts								
<i>Designated as Hedging Instruments</i>								
Current	\$ 18	\$ —	\$ —	\$ —	\$ —	\$ —	\$ —	\$ —
Noncurrent	40	—	—	—	—	—	—	—
Total Derivative Liabilities – Foreign Currency Contracts	\$ 58	\$ —	\$ —	\$ —	\$ —	\$ —	\$ —	\$ —
Total Derivative Liabilities	\$ 437	\$ 127	\$ 66	\$ 48	\$ 19	\$ 2	\$ 16	\$ 168

PART II

DUKE ENERGY CORPORATION • DUKE ENERGY CAROLINAS, LLC • PROGRESS ENERGY, INC. • DUKE ENERGY PROGRESS, LLC •
DUKE ENERGY FLORIDA, LLC • DUKE ENERGY OHIO, INC. • DUKE ENERGY INDIANA, LLC • PIEDMONT NATURAL GAS COMPANY, INC.

Combined Notes to Consolidated Financial Statements – (Continued)

OFFSETTING ASSETS AND LIABILITIES

The following tables present the line items on the Consolidated Balance Sheets where derivatives are reported. Substantially all of Duke Energy's outstanding derivative contracts are subject to enforceable master netting arrangements. The amounts shown are calculated by counterparty. Accounts receivable or accounts payable may also be available to offset exposures in the event of bankruptcy. These amounts are not included in the tables below.

Derivative Assets		December 31, 2023						
(in millions)	Duke Energy	Duke Energy Carolinas	Progress Energy	Duke Energy Progress	Duke Energy Florida	Duke Energy Ohio	Duke Energy Indiana	Piedmont
Current								
Gross amounts recognized	\$ 61	\$ 6	\$ 3	\$ 1	\$ 2	\$ 1	\$ 18	\$ 1
Offset	(2)	(1)	(1)	(1)	—	—	—	—
Net amounts presented in Current Assets: Other	\$ 59	\$ 5	\$ 2	\$ —	\$ 2	\$ 1	\$ 18	\$ 1
Noncurrent								
Gross amounts recognized	\$ 128	\$ 29	\$ 31	\$ 31	\$ —	\$ —	\$ 7	\$ —
Offset	(37)	(14)	(22)	(22)	—	—	—	—
Net amounts presented in Other Noncurrent Assets: Other	\$ 91	\$ 15	\$ 9	\$ 9	\$ —	\$ —	\$ 7	\$ —

Derivative Liabilities		December 31, 2023						
(in millions)	Duke Energy	Duke Energy Carolinas	Progress Energy	Duke Energy Progress	Duke Energy Florida	Duke Energy Ohio	Duke Energy Indiana	Piedmont
Current								
Gross amounts recognized	\$ 409	\$ 179	\$ 149	\$ 149	\$ —	\$ —	\$ 18	\$ 20
Offset	(2)	(1)	(1)	(1)	—	—	—	—
Cash collateral posted	(96)	(48)	(30)	(30)	—	—	(18)	—
Net amounts presented in Current Liabilities: Other	\$ 311	\$ 130	\$ 118	\$ 118	\$ —	\$ —	\$ —	\$ 20
Noncurrent								
Gross amounts recognized	\$ 320	\$ 81	\$ 85	\$ 70	\$ 15	\$ 1	\$ —	\$ 127
Offset	(37)	(14)	(22)	(22)	—	—	—	—
Cash collateral posted	(66)	(38)	(28)	(28)	—	—	—	—
Net amounts presented in Other Noncurrent Liabilities: Other	\$ 217	\$ 29	\$ 35	\$ 20	\$ 15	\$ 1	\$ —	\$ 127

Derivative Assets		December 31, 2022						
(in millions)	Duke Energy	Duke Energy Carolinas	Progress Energy	Duke Energy Progress	Duke Energy Florida	Duke Energy Ohio	Duke Energy Indiana	Piedmont
Current								
Gross amounts recognized	\$ 582	\$ 226	\$ 140	\$ 122	\$ 17	\$ 5	\$ 110	\$ —
Offset	(33)	(15)	(18)	(18)	—	—	—	—
Cash collateral received	(31)	(18)	(12)	(12)	—	—	—	—
Net amounts presented in Current Assets: Other	\$ 518	\$ 193	\$ 110	\$ 92	\$ 17	\$ 5	\$ 110	\$ —
Noncurrent								
Gross amounts recognized	\$ 213	\$ 104	\$ 108	\$ 108	\$ —	\$ —	\$ —	\$ —
Offset	(59)	(29)	(30)	(30)	—	—	—	—
Cash collateral received	(38)	(11)	(27)	(27)	—	—	—	—
Net amounts presented in Other Noncurrent Assets: Other	\$ 116	\$ 64	\$ 51	\$ 51	\$ —	\$ —	\$ —	\$ —

Combined Notes to Consolidated Financial Statements – (Continued)

Derivative Liabilities (in millions)	December 31, 2022							
	Duke Energy	Duke Energy Carolinas	Progress Energy	Duke Energy Progress	Duke Energy Florida	Duke Energy Ohio	Duke Energy Indiana	Piedmont
Current								
Gross amounts recognized	\$ 193	\$ 96	\$ 36	\$ 18	\$ 19	\$ —	\$ 16	\$ 27
Offset	(33)	(15)	(18)	(18)	—	—	—	—
Cash collateral posted	(16)	—	—	—	—	—	(16)	—
Net amounts presented in Current Liabilities: Other	\$ 144	\$ 81	\$ 18	\$ —	\$ 19	\$ —	\$ —	\$ 27
Noncurrent								
Gross amounts recognized	\$ 244	\$ 31	\$ 30	\$ 30	\$ —	\$ 2	\$ —	\$ 141
Offset	(59)	(29)	(30)	(30)	—	—	—	—
Net amounts presented in Other Noncurrent Liabilities: Other	\$ 185	\$ 2	\$ —	\$ —	\$ —	\$ 2	\$ —	\$ 141

OBJECTIVE CREDIT CONTINGENT FEATURES

Certain derivative contracts contain objective credit contingent features. These features include the requirement to post cash collateral or letters of credit if specific events occur, such as a credit rating downgrade below investment grade. The following tables show information with respect to derivative contracts that are in a net liability position and contain objective credit risk-related payment provisions.

(in millions)	December 31, 2023			
	Duke Energy	Duke Energy Carolinas	Progress Energy	Duke Energy Progress
Aggregate fair value of derivatives in a net liability position	\$ 342	\$ 175	\$ 166	\$ 166
Fair value of collateral already posted	144	86	58	58
Additional cash collateral or letters of credit in the event credit risk-related contingent features were triggered	198	89	108	108

(in millions)	December 31, 2022				
	Duke Energy	Duke Energy Carolinas	Progress Energy	Duke Energy Progress	Duke Energy Florida
Aggregate fair value of derivatives in a net liability position	\$ 141	\$ 86	\$ 55	\$ 48	\$ 7
Fair value of collateral already posted	—	—	—	—	—
Additional cash collateral or letters of credit in the event credit risk-related contingent features were triggered	141	86	55	48	7

The Duke Energy Registrants have elected to offset cash collateral and fair values of derivatives. For amounts to be netted, the derivative and cash collateral must be executed with the same counterparty under the same master netting arrangement.

16. INVESTMENTS IN DEBT AND EQUITY SECURITIES

Duke Energy's investments in debt and equity securities are primarily comprised of investments held in (i) the NDTF at Duke Energy Carolinas, Duke Energy Progress and Duke Energy Florida, (ii) the grantor trusts at Duke Energy Progress, Duke Energy Florida and Duke Energy Indiana related to OPEB plans and (iii) Bison. The Duke Energy Registrants classify investments in debt securities as AFS and investments in equity securities as FV-NI.

For investments in debt securities classified as AFS, the unrealized gains and losses are included in other comprehensive income until realized, at which time they are reported through net income. For investments in equity securities classified as FV-NI, both realized and unrealized gains and losses are reported through net income. Substantially all of Duke Energy's investments in debt and equity securities qualify for regulatory accounting, and accordingly, all associated realized and unrealized gains and losses on these investments are deferred as a regulatory asset or liability.

Duke Energy classifies the majority of investments in debt and equity securities as long term, unless otherwise noted.

Investment Trusts

The investments within the Investment Trusts are managed by independent investment managers with discretion to buy, sell and invest pursuant to the objectives set forth by the investment manager agreements and trust agreements. The Duke Energy Registrants have limited oversight of

the day-to-day management of these investments. As a result, the ability to hold investments in unrealized loss positions is outside the control of the Duke Energy Registrants. Accordingly, all unrealized losses associated with debt securities within the Investment Trusts are recognized immediately and deferred to regulatory accounts where appropriate.

Combined Notes to Consolidated Financial Statements – (Continued)**Other AFS Securities**

Unrealized gains and losses on all other AFS securities are included in other comprehensive income until realized, unless it is determined the carrying value of an investment has a credit loss. The Duke Energy Registrants analyze all investment holdings each reporting period to determine whether a decline in fair

value is related to a credit loss. If a credit loss exists, the unrealized credit loss is included in earnings. There were no material credit losses as of December 31, 2023, and 2022.

Other Investments amounts are recorded in Other within Other Noncurrent Assets on the Consolidated Balance Sheets.

DUKE ENERGY

The following table presents the estimated fair value of investments in debt and equity securities; equity investments are classified as FV-NI and debt investments are classified as AFS.

(in millions)	December 31, 2023			December 31, 2022		
	Gross Unrealized Holding Gains	Gross Unrealized Holding Losses	Estimated Fair Value	Gross Unrealized Holding Gains	Gross Unrealized Holding Losses	Estimated Fair Value
NDTF						
Cash and cash equivalents	\$ —	\$ —	\$ 133	\$ —	\$ —	\$ 215
Equity securities	4,942	22	7,278	3,658	105	5,871
Corporate debt securities	12	43	632	1	85	641
Municipal bonds	6	16	347	—	39	330
U.S. government bonds	24	65	1,575	2	112	1,423
Other debt securities	1	13	178	—	18	156
Total NDTF Investments	\$ 4,985	\$ 159	\$ 10,143	\$ 3,661	\$ 359	\$ 8,636
Other Investments						
Cash and cash equivalents	\$ —	\$ —	\$ 31	\$ —	\$ —	\$ 22
Equity securities	33	—	158	21	16	128
Corporate debt securities	—	6	82	—	12	84
Municipal bonds	1	2	77	—	3	78
U.S. government bonds	—	2	65	—	2	62
Other debt securities	—	2	47	—	3	41
Total Other Investments	\$ 34	\$ 12	\$ 460	\$ 21	\$ 36	\$ 415
Total Investments	\$ 5,019	\$ 171	\$ 10,603	\$ 3,682	\$ 395	\$ 9,051

Realized gains and losses, which were determined on a specific identification basis, from sales of FV-NI and AFS securities for the years ended December 31, 2023, 2022 and 2021, were as follows.

(in millions)	Years Ended December 31,		
	2023	2022	2021
FV-NI:			
Realized gains	\$ 129	\$ 201	\$ 724
Realized losses	146	316	141
AFS:			
Realized gains	44	28	56
Realized losses	140	151	54

PART II

DUKE ENERGY CORPORATION • DUKE ENERGY CAROLINAS, LLC • PROGRESS ENERGY, INC. • DUKE ENERGY PROGRESS, LLC •
DUKE ENERGY FLORIDA, LLC • DUKE ENERGY OHIO, INC. • DUKE ENERGY INDIANA, LLC • PIEDMONT NATURAL GAS COMPANY, INC.

Combined Notes to Consolidated Financial Statements – (Continued)

DUKE ENERGY CAROLINAS

The following table presents the estimated fair value of investments in debt and equity securities; equity investments are classified as FV-NI and debt investments are classified as AFS.

(in millions)	December 31, 2023			December 31, 2022		
	Gross Unrealized Holding Gains	Gross Unrealized Holding Losses	Estimated Fair Value	Gross Unrealized Holding Gains	Gross Unrealized Holding Losses	Estimated Fair Value
NDTF						
Cash and cash equivalents	\$ —	\$ —	\$ 51	\$ —	\$ —	\$ 117
Equity securities	2,886	14	4,196	2,147	51	3,367
Corporate debt securities	4	35	390	1	62	401
Municipal bonds	—	4	50	—	10	64
U.S. government bonds	13	33	826	1	51	685
Other debt securities	1	13	172	—	18	148
Total NDTF Investments	\$ 2,904	\$ 99	\$ 5,685	\$ 2,149	\$ 192	\$ 4,782

Realized gains and losses, which were determined on a specific identification basis, from sales of FV-NI and AFS securities for the years ended December 31, 2023, 2022 and 2021, were as follows.

(in millions)	Years Ended December 31,		
	2023	2022	2021
FV-NI:			
Realized gains	\$ 82	\$ 124	\$ 440
Realized losses	79	177	96
AFS:			
Realized gains	22	22	38
Realized losses	65	86	37

PROGRESS ENERGY

The following table presents the estimated fair value of investments in debt and equity securities; equity investments are classified as FV-NI and debt investments are classified as AFS.

(in millions)	December 31, 2023			December 31, 2022		
	Gross Unrealized Holding Gains	Gross Unrealized Holding Losses	Estimated Fair Value	Gross Unrealized Holding Gains	Gross Unrealized Holding Losses	Estimated Fair Value
NDTF						
Cash and cash equivalents	\$ —	\$ —	\$ 82	\$ —	\$ —	\$ 98
Equity securities	2,056	8	3,082	1,511	54	2,504
Corporate debt securities	8	8	242	—	23	240
Municipal bonds	6	12	297	—	29	266
U.S. government bonds	11	32	749	1	61	738
Other debt securities	—	—	6	—	—	8
Total NDTF Investments	\$ 2,081	\$ 60	\$ 4,458	\$ 1,512	\$ 167	\$ 3,854
Other Investments						
Cash and cash equivalents	\$ —	\$ —	\$ 18	\$ —	\$ —	\$ 11
Municipal bonds	—	1	23	—	—	25
Total Other Investments	\$ —	\$ 1	\$ 41	\$ —	\$ —	\$ 36
Total Investments	\$ 2,081	\$ 61	\$ 4,499	\$ 1,512	\$ 167	\$ 3,890

PART II

DUKE ENERGY CORPORATION • DUKE ENERGY CAROLINAS, LLC • PROGRESS ENERGY, INC. • DUKE ENERGY PROGRESS, LLC •
DUKE ENERGY FLORIDA, LLC • DUKE ENERGY OHIO, INC. • DUKE ENERGY INDIANA, LLC • PIEDMONT NATURAL GAS COMPANY, INC.

Combined Notes to Consolidated Financial Statements – (Continued)

Realized gains and losses, which were determined on a specific identification basis, from sales of FV-NI and AFS securities for the years ended December 31, 2023, 2022 and 2021, were as follows.

(in millions)	Years Ended December 31,		
	2023	2022	2021
FV-NI:			
Realized gains	\$ 47	\$ 77	\$ 284
Realized losses	67	139	45
AFS:			
Realized gains	22	6	16
Realized losses	75	48	14

DUKE ENERGY PROGRESS

The following table presents the estimated fair value of investments in debt and equity securities; equity investments are classified as FV-NI and debt investments are classified as AFS.

(in millions)	December 31, 2023			December 31, 2022		
	Gross Unrealized Holding Gains	Gross Unrealized Holding Losses	Estimated Fair Value	Gross Unrealized Holding Gains	Gross Unrealized Holding Losses	Estimated Fair Value
NDTF						
Cash and cash equivalents	\$ —	\$ —	\$ 55	\$ —	\$ —	\$ 56
Equity securities	1,956	8	2,970	1,431	54	2,411
Corporate debt securities	7	8	229	—	22	230
Municipal bonds	6	12	297	—	29	266
U.S. government bonds	10	18	518	1	37	460
Other debt securities	—	—	6	—	—	7
Total NDTF Investments	\$ 1,979	\$ 46	\$ 4,075	\$ 1,432	\$ 142	\$ 3,430
Other Investments						
Cash and cash equivalents	\$ —	\$ —	\$ 14	\$ —	\$ —	\$ 9
Total Other Investments	\$ —	\$ —	\$ 14	\$ —	\$ —	\$ 9
Total Investments	\$ 1,979	\$ 46	\$ 4,089	\$ 1,432	\$ 142	\$ 3,439

Realized gains and losses, which were determined on a specific identification basis, from sales of FV-NI and AFS securities for the years ended December 31, 2023, 2022 and 2021, were as follows.

(in millions)	Years Ended December 31,		
	2023	2022	2021
FV-NI:			
Realized gains	\$ 44	\$ 76	\$ 283
Realized losses	66	136	44
AFS:			
Realized gains	20	6	15
Realized losses	70	44	13

PART II

DUKE ENERGY CORPORATION • DUKE ENERGY CAROLINAS, LLC • PROGRESS ENERGY, INC. • DUKE ENERGY PROGRESS, LLC •
DUKE ENERGY FLORIDA, LLC • DUKE ENERGY OHIO, INC. • DUKE ENERGY INDIANA, LLC • PIEDMONT NATURAL GAS COMPANY, INC.

Combined Notes to Consolidated Financial Statements – (Continued)

DUKE ENERGY FLORIDA

The following table presents the estimated fair value of investments in debt and equity securities; equity investments are classified as FV-NI and debt investments are classified as AFS.

(in millions)	December 31, 2023			December 31, 2022		
	Gross Unrealized Holding Gains	Gross Unrealized Holding Losses	Estimated Fair Value	Gross Unrealized Holding Gains	Gross Unrealized Holding Losses	Estimated Fair Value
NDTF						
Cash and cash equivalents	\$ —	\$ —	\$ 27	\$ —	\$ —	\$ 42
Equity securities	100	—	112	80	—	93
Corporate debt securities	1	—	13	—	1	10
U.S. government bonds	1	14	231	—	24	278
Other debt securities	—	—	—	—	—	1
Total NDTF Investments^(a)	\$ 102	\$ 14	\$ 383	\$ 80	\$ 25	\$ 424
Other Investments						
Cash and cash equivalents	\$ —	\$ —	\$ 3	\$ —	\$ —	\$ 1
Municipal bonds	—	1	23	—	—	25
Total Other Investments	\$ —	\$ 1	\$ 26	\$ —	\$ —	\$ 26
Total Investments	\$ 102	\$ 15	\$ 409	\$ 80	\$ 25	\$ 450

(a) During the years ended December 31, 2023, and 2022, Duke Energy Florida received reimbursements from the NDTF for costs related to ongoing decommissioning activity of Crystal River Unit 3.

Realized gains and losses, which were determined on a specific identification basis, from sales of FV-NI and AFS securities for the years ended December 31, 2023, 2022 and 2021, were immaterial.

DUKE ENERGY INDIANA

The following table presents the estimated fair value of investments in debt and equity securities; equity investments are measured at FV-NI and debt investments are classified as AFS.

(in millions)	December 31, 2023			December 31, 2022		
	Gross Unrealized Holding Gains	Gross Unrealized Holding Losses	Estimated Fair Value	Gross Unrealized Holding Gains	Gross Unrealized Holding Losses	Estimated Fair Value
Investments						
Cash and cash equivalents	\$ —	\$ —	\$ 1	\$ —	\$ —	\$ 1
Equity securities	4	—	98	2	16	79
Corporate debt securities	—	—	8	—	1	8
Municipal bonds	1	1	46	—	3	45
U.S. government bonds	—	—	10	—	—	7
Total Investments	\$ 5	\$ 1	\$ 163	\$ 2	\$ 20	\$ 140

Realized gains and losses, which were determined on a specific identification basis, from sales of FV-NI and AFS securities for the years ended December 31, 2023, 2022 and 2021, were immaterial.

DEBT SECURITY MATURITIES

The table below summarizes the maturity date for debt securities.

(in millions)	December 31, 2023					
	Duke Energy	Duke Energy Carolinas	Progress Energy	Duke Energy Progress	Duke Energy Florida	Duke Energy Indiana
Due in one year or less	\$ 116	\$ 9	\$ 89	\$ 13	\$ 76	\$ 7
Due after one through five years	696	226	391	254	137	20
Due after five through 10 years	598	333	217	204	13	11
Due after 10 years	1,593	870	620	579	41	26
Total	\$ 3,003	\$ 1,438	\$ 1,317	\$ 1,050	\$ 267	\$ 64

Combined Notes to Consolidated Financial Statements – (Continued)**17. FAIR VALUE MEASUREMENTS**

Fair value is the exchange price to sell an asset or transfer a liability in an orderly transaction between market participants at the measurement date. The fair value definition focuses on an exit price versus the acquisition cost. Fair value measurements use market data or assumptions market participants would use in pricing the asset or liability, including assumptions about risk and the risks inherent in the inputs to the valuation technique. These inputs may be readily observable, corroborated by market data, or generally unobservable. Valuation techniques maximize the use of observable inputs and minimize the use of unobservable inputs. A midmarket pricing convention (the midpoint price between bid and ask prices) is permitted for use as a practical expedient.

Fair value measurements are classified in three levels based on the fair value hierarchy as defined by GAAP. Certain investments are not categorized within the fair value hierarchy. These investments are measured at fair value using the net asset value per share practical expedient. The net asset value is derived based on the investment cost, less any impairment, plus or minus changes resulting from observable price changes for an identical or similar investment of the same issuer.

Fair value accounting guidance permits entities to elect to measure certain financial instruments that are not required to be accounted for at fair value, such as equity method investments or the Company's own debt, at fair value. The Duke Energy Registrants have not elected to record any of these items at fair value.

Valuation methods of the primary fair value measurements disclosed below are as follows.

Investments in equity securities

The majority of investments in equity securities are valued using Level 1 measurements. Investments in equity securities are typically valued at the closing price in the principal active market as of the last business day of the quarter. Principal active markets for equity prices include published exchanges such as the NYSE and Nasdaq Stock Market. Foreign equity prices are translated from their trading currency using the currency exchange rate in effect at the close of the principal active market. There was no after-hours market activity that was required to be reflected in the reported fair value measurements.

Investments in debt securities

Most investments in debt securities are valued using Level 2 measurements because the valuations use interest rate curves and credit spreads applied to the

terms of the debt instrument (maturity and coupon interest rate) and consider the counterparty credit rating. If the market for a particular fixed-income security is relatively inactive or illiquid, the measurement is Level 3.

Commodity derivatives

Commodity derivatives with clearinghouses are classified as Level 1. Commodity derivatives with observable forward curves are classified as Level 2. If forward price curves are not observable for the full term of the contract and the unobservable period had more than an insignificant impact on the valuation, the commodity derivative is classified as Level 3. In isolation, increases (decreases) in natural gas forward prices result in favorable (unfavorable) fair value adjustments for natural gas purchase contracts; and increases (decreases) in electricity forward prices result in unfavorable (favorable) fair value adjustments for electricity sales contracts. Duke Energy regularly evaluates and validates pricing inputs used to estimate the fair value of certain commodity contracts by a market participant price verification procedure. This procedure provides a comparison of internal forward commodity curves to market participant generated curves.

Interest rate derivatives

Most over-the-counter interest rate contract derivatives are valued using financial models that utilize observable inputs for similar instruments and are classified as Level 2. Inputs include forward interest rate curves, notional amounts, interest rates and credit quality of the counterparties.

Foreign currency derivatives

Most over-the-counter foreign currency derivatives are valued using financial models that utilize observable inputs for similar instruments and are classified as Level 2. Inputs include forward foreign currency rate curves, notional amounts, foreign currency rates and credit quality of the counterparties.

Other fair value considerations

See Note 2 for further information on the valuation of the Commercial Renewables Disposal Groups. See Note 12 for a discussion of the valuation of goodwill and intangible assets.

PART II

DUKE ENERGY CORPORATION • DUKE ENERGY CAROLINAS, LLC • PROGRESS ENERGY, INC. • DUKE ENERGY PROGRESS, LLC •
DUKE ENERGY FLORIDA, LLC • DUKE ENERGY OHIO, INC. • DUKE ENERGY INDIANA, LLC • PIEDMONT NATURAL GAS COMPANY, INC.

Combined Notes to Consolidated Financial Statements – (Continued)

DUKE ENERGY

The following tables provide recorded balances for assets and liabilities measured at fair value on a recurring basis on the Consolidated Balance Sheets. Derivative amounts in the tables below for all Duke Energy Registrants exclude cash collateral, which is disclosed in Note 15. See Note 16 for additional information related to investments by major security type for the Duke Energy Registrants.

(in millions)	December 31, 2023				
	Total Fair Value	Level 1	Level 2	Level 3	Not Categorized
NDTF cash and cash equivalents	\$ 133	\$ 133	\$ —	\$ —	\$ —
NDTF equity securities	7,278	7,241	—	—	37
NDTF debt securities	2,732	829	1,903	—	—
Other equity securities	158	158	—	—	—
Other debt securities	271	55	216	—	—
Other cash and cash equivalents	31	31	—	—	—
Derivative assets	189	37	137	15	—
Total assets	10,792	8,484	2,256	15	37
Derivative liabilities	(729)	(60)	(669)	—	—
Net assets	\$ 10,063	\$ 8,424	\$ 1,587	\$ 15	\$ 37

(in millions)	December 31, 2022				
	Total Fair Value	Level 1	Level 2	Level 3	Not Categorized
NDTF cash and cash equivalents	\$ 215	\$ 215	\$ —	\$ —	\$ —
NDTF equity securities	5,871	5,829	—	—	42
NDTF debt securities	2,550	780	1,770	—	—
Other equity securities	128	128	—	—	—
Other debt securities	265	55	210	—	—
Other cash and cash equivalents	22	22	—	—	—
Derivative assets	795	1	760	34	—
Total assets	9,846	7,030	2,740	34	42
Derivative liabilities	(437)	(16)	(421)	—	—
Net assets	\$ 9,409	\$ 7,014	\$ 2,319	\$ 34	\$ 42

The following table provides reconciliations of beginning and ending balances of assets and liabilities measured at fair value using Level 3 measurements.

(in millions)	Derivatives (net)	
	Years Ended December 31,	
	2023	2022
Balance at beginning of period	\$ 34	\$ 24
Purchases, sales, issuances and settlements:		
Purchases	47	78
Settlements	(72)	(36)
Total gains (losses) included on the Consolidated Balance Sheet	6	(32)
Balance at end of period	\$ 15	\$ 34

PART II

DUKE ENERGY CORPORATION • DUKE ENERGY CAROLINAS, LLC • PROGRESS ENERGY, INC. • DUKE ENERGY PROGRESS, LLC •
DUKE ENERGY FLORIDA, LLC • DUKE ENERGY OHIO, INC. • DUKE ENERGY INDIANA, LLC • PIEDMONT NATURAL GAS COMPANY, INC.

Combined Notes to Consolidated Financial Statements – (Continued)

DUKE ENERGY CAROLINAS

The following tables provide recorded balances for assets and liabilities measured at fair value on a recurring basis on the Consolidated Balance Sheets.

(in millions)	December 31, 2023			
	Total Fair Value	Level 1	Level 2	Not Categorized
NDTF cash and cash equivalents	\$ 51	\$ 51	\$ —	\$ —
NDTF equity securities	4,196	4,159	—	37
NDTF debt securities	1,438	375	1,063	—
Derivative assets	35	—	35	—
Total assets	5,720	4,585	1,098	37
Derivative liabilities	(260)	—	(260)	—
Net assets	\$ 5,460	\$ 4,585	\$ 838	\$ 37

(in millions)	December 31, 2022			
	Total Fair Value	Level 1	Level 2	Not Categorized
NDTF cash and cash equivalents	\$ 117	\$ 117	\$ —	\$ —
NDTF equity securities	3,367	3,325	—	42
NDTF debt securities	1,298	323	975	—
Derivative assets	330	—	330	—
Total assets	5,112	3,765	1,305	42
Derivative liabilities	(127)	—	(127)	—
Net assets	\$ 4,985	\$ 3,765	\$ 1,178	\$ 42

PROGRESS ENERGY

The following table provides recorded balances for assets and liabilities measured at fair value on a recurring basis on the Consolidated Balance Sheets.

(in millions)	December 31, 2023			December 31, 2022		
	Total Fair Value	Level 1	Level 2	Total Fair Value	Level 1	Level 2
NDTF cash and cash equivalents	\$ 82	\$ 82	\$ —	\$ 98	\$ 98	\$ —
NDTF equity securities	3,082	3,082	—	2,504	2,504	—
NDTF debt securities	1,294	454	840	1,252	457	795
Other debt securities	23	—	23	25	—	25
Other cash and cash equivalents	18	18	—	11	11	—
Derivative assets	34	—	34	248	—	248
Total assets	4,533	3,636	897	4,138	3,070	1,068
Derivative liabilities	(234)	—	(234)	(66)	—	(66)
Net assets	\$ 4,299	\$ 3,636	\$ 663	\$ 4,072	\$ 3,070	\$ 1,002

PART II

DUKE ENERGY CORPORATION • DUKE ENERGY CAROLINAS, LLC • PROGRESS ENERGY, INC. • DUKE ENERGY PROGRESS, LLC •
DUKE ENERGY FLORIDA, LLC • DUKE ENERGY OHIO, INC. • DUKE ENERGY INDIANA, LLC • PIEDMONT NATURAL GAS COMPANY, INC.

Combined Notes to Consolidated Financial Statements – (Continued)

DUKE ENERGY PROGRESS

The following table provides recorded balances for assets and liabilities measured at fair value on a recurring basis on the Consolidated Balance Sheets.

(in millions)	December 31, 2023			December 31, 2022		
	Total Fair Value	Level 1	Level 2	Total Fair Value	Level 1	Level 2
NDTF cash and cash equivalents	\$ 55	\$ 55	\$ —	\$ 56	\$ 56	\$ —
NDTF equity securities	2,970	2,970	—	2,411	2,411	—
NDTF debt securities	1,050	266	784	963	225	738
Other cash and cash equivalents	14	14	—	9	9	—
Derivative assets	32	—	32	230	—	230
Total assets	4,121	3,305	816	3,669	2,701	968
Derivative liabilities	(219)	—	(219)	(48)	—	(48)
Net assets	\$ 3,902	\$ 3,305	\$ 597	\$ 3,621	\$ 2,701	\$ 920

DUKE ENERGY FLORIDA

The following table provides recorded balances for assets and liabilities measured at fair value on a recurring basis on the Consolidated Balance Sheets.

(in millions)	December 31, 2023			December 31, 2022		
	Total Fair Value	Level 1	Level 2	Total Fair Value	Level 1	Level 2
NDTF cash and cash equivalents	\$ 27	\$ 27	\$ —	\$ 42	\$ 42	\$ —
NDTF equity securities	112	112	—	93	93	—
NDTF debt securities	244	188	56	289	232	57
Other debt securities	23	—	23	25	—	25
Other cash and cash equivalents	3	3	—	1	1	—
Derivative assets	2	—	2	17	—	17
Total assets	411	330	81	467	368	99
Derivative liabilities	(15)	—	(15)	(19)	—	(19)
Net assets	\$ 396	\$ 330	\$ 66	\$ 448	\$ 368	\$ 80

DUKE ENERGY OHIO

The recorded balances for assets and liabilities measured at fair value on a recurring basis on the Consolidated Balance Sheets were not material at December 31, 2023, and 2022.

DUKE ENERGY INDIANA

The following table provides recorded balances for assets and liabilities measured at fair value on a recurring basis on the Consolidated Balance Sheets.

(in millions)	December 31, 2023				December 31, 2022			
	Total Fair Value	Level 1	Level 2	Level 3	Total Fair Value	Level 1	Level 2	Level 3
Other equity securities	\$ 98	\$ 98	\$ —	\$ —	\$ 79	\$ 79	\$ —	\$ —
Other debt securities	64	—	64	—	60	—	60	—
Other cash equivalents	1	1	—	—	1	1	—	—
Derivative assets	25	5	7	13	110	—	81	29
Total assets	188	104	71	13	250	80	141	29
Derivative liabilities	(18)	(18)	—	—	(16)	(16)	—	—
Net assets	\$ 170	\$ 86	\$ 71	\$ 13	\$ 234	\$ 64	\$ 141	\$ 29

PART II

DUKE ENERGY CORPORATION • DUKE ENERGY CAROLINAS, LLC • PROGRESS ENERGY, INC. • DUKE ENERGY PROGRESS, LLC •
DUKE ENERGY FLORIDA, LLC • DUKE ENERGY OHIO, INC. • DUKE ENERGY INDIANA, LLC • PIEDMONT NATURAL GAS COMPANY, INC.

Combined Notes to Consolidated Financial Statements – (Continued)

The following table provides a reconciliation of beginning and ending balances of assets and liabilities measured at fair value using Level 3 measurements.

(in millions)	Derivatives (net)	
	Years Ended December 31,	
	2023	2022
Balance at beginning of period	\$ 29	\$ 22
Purchases, sales, issuances and settlements:		
Purchases	42	74
Settlements	(68)	(32)
Total gains (losses) included on the Consolidated Balance Sheet	10	(35)
Balance at end of period	\$ 13	\$ 29

PIEDMONT

The following table provides recorded balances for assets and liabilities measured at fair value on a recurring basis on the Consolidated Balance Sheets.

(in millions)	December 31, 2023			December 31, 2022		
	Total Fair Value	Level 1	Level 2	Total Fair Value	Level 1	Level 2
Derivative assets	\$ 1	\$ 1	\$ —	\$ —	\$ —	\$ —
Derivative liabilities	(147)	—	(147)	(168)	—	(168)
Net (liabilities) assets	\$ (146)	\$ 1	\$ (147)	\$ (168)	\$ —	\$ (168)

QUANTITATIVE INFORMATION ABOUT UNOBSERVABLE INPUTS

The following tables include quantitative information about the Duke Energy Registrants' derivatives classified as Level 3.

December 31, 2023						
Investment Type	Fair Value (in millions)	Valuation Technique	Unobservable Input	Range	Weighted Average Range	
Duke Energy Ohio						
FTRs	\$ 2	RTO auction pricing	FTR price – per MWh	\$ 0.36 — \$ 2.11	\$ 0.71	
Duke Energy Indiana						
FTRs	13	RTO auction pricing	FTR price – per MWh	(1.05) — 9.64	1.26	
Duke Energy						
Total Level 3 derivatives	\$ 15					
December 31, 2022						
Investment Type	Fair Value (in millions)	Valuation Technique	Unobservable Input	Range	Weighted Average Range	
Duke Energy Ohio						
FTRs	\$ 5	RTO auction pricing	FTR price – per MWh	\$ 0.89 — \$ 6.25	\$ 3.35	
Duke Energy Indiana						
FTRs	29	RTO auction pricing	FTR price – per MWh	0.09 — 21.79	2.74	
Duke Energy						
Total Level 3 derivatives	\$ 34					

Combined Notes to Consolidated Financial Statements – (Continued)**OTHER FAIR VALUE DISCLOSURES**

The fair value and book value of long-term debt, including current maturities, is summarized in the following table. Estimates determined are not necessarily indicative of amounts that could have been settled in current markets. Fair value of long-term debt uses Level 2 measurements.

(in millions)	December 31, 2023		December 31, 2022	
	Book Value	Fair Value	Book Value	Fair Value
Duke Energy ^(a)	\$ 75,252	\$ 69,790	\$ 69,751	\$ 61,986
Duke Energy Carolinas	16,012	15,077	14,266	12,943
Progress Energy	23,759	22,553	22,439	20,467
Duke Energy Progress	11,714	10,595	11,087	9,689
Duke Energy Florida	10,401	10,123	9,709	8,991
Duke Energy Ohio	3,518	3,310	3,245	2,927
Duke Energy Indiana	4,502	4,230	4,307	3,913
Piedmont	3,668	3,336	3,363	2,940

(a) Book value of long-term debt includes \$1.0 billion as of December 31, 2023, and \$1.2 billion as of December 31, 2022, of unamortized debt discount and premium, net in purchase accounting adjustments related to the mergers with Progress Energy and Piedmont that are excluded from fair value of long-term debt.

At both December 31, 2023, and December 31, 2022, fair value of cash and cash equivalents, accounts and notes receivable, accounts payable, notes payable and commercial paper, and nonrecourse notes payable of VIEs are not materially different from their carrying amounts because of the short-term nature of these instruments and/or because the stated rates approximate market rates.

18. VARIABLE INTEREST ENTITIES

A Variable Interest Entity (VIE) is an entity that is evaluated for consolidation using more than a simple analysis of voting control. The analysis to determine whether an entity is a VIE considers contracts with an entity, credit support for an entity, the adequacy of the equity investment of an entity and the relationship of voting power to the amount of equity invested in an entity. This analysis is performed either upon the creation of a legal entity or upon the occurrence of an event requiring reevaluation, such as a significant change in an entity's assets or activities. A qualitative analysis of control determines the party that consolidates a VIE. This assessment is based on (i) what party has the power to direct the activities of the VIE that most significantly impact its economic performance and (ii) what party has rights to receive benefits or is obligated to absorb losses that could potentially be significant to the VIE. The analysis of the party that consolidates a VIE is a continual reassessment.

CONSOLIDATED VIEs

The obligations of the consolidated VIEs discussed in the following paragraphs are nonrecourse to the Duke Energy Registrants. The registrants have no requirement to provide liquidity to, purchase assets of or guarantee performance of these VIEs unless noted in the following paragraphs.

No financial support was provided to any of the consolidated VIEs during the years ended December 31, 2023, 2022 and 2021, or is expected to be provided in the future, that was not previously contractually required.

Receivables Financing – DERF/DEPR/DEFR

DERF, DEPR and DEFR are bankruptcy remote, special purpose subsidiaries of Duke Energy Carolinas, Duke Energy Progress and Duke Energy Florida, respectively. DERF, DEPR and DEFR are wholly owned LLCs with separate legal existence from their parent companies, and their assets are not generally available to creditors of their parent companies. On a revolving basis, DERF, DEPR and DEFR buy certain accounts receivable arising from the sale of electricity and related services from their parent companies.

DERF, DEPR and DEFR borrow amounts under credit facilities to buy these receivables. Borrowing availability from the credit facilities is limited to the amount of qualified receivables purchased, which generally exclude receivables past due more than a predetermined number of days and reserves for expected past-due balances. The sole source of funds to satisfy the related debt obligations is cash collections from the receivables. Amounts borrowed under the DERF and DEPR credit facilities are reflected on the Consolidated Balance Sheets as Long-Term Debt. Amounts borrowed under the DEFR credit facility are reflected on the Consolidated Balance Sheets as Current maturities of long-term debt.

The most significant activity that impacts the economic performance of DERF, DEPR and DEFR are the decisions made to manage delinquent receivables. Duke Energy Carolinas, Duke Energy Progress and Duke Energy Florida are considered the primary beneficiaries and consolidate DERF, DEPR and DEFR, respectively, as they make those decisions.

Combined Notes to Consolidated Financial Statements – (Continued)**Receivables Financing – CRC**

CRC is a bankruptcy remote, special purpose entity indirectly owned by Duke Energy. On a revolving basis, CRC buys certain accounts receivable arising from the sale of electricity, natural gas and related services from Duke Energy Ohio and Duke Energy Indiana. CRC borrows amounts under a credit facility to buy the receivables from Duke Energy Ohio and Duke Energy Indiana. Borrowing availability from the credit facility is limited to the amount of qualified receivables sold to CRC, which generally exclude receivables past due more than a predetermined number of days and reserves for expected past-due balances. The sole source of funds to satisfy the related debt obligation is cash collections from the receivables. Amounts borrowed under the credit facility are reflected on Duke Energy's Consolidated Balance Sheets as Long-Term Debt.

The proceeds Duke Energy Ohio and Duke Energy Indiana receive from the sale of receivables to CRC are approximately 75% cash and 25% in the form of a subordinated note from CRC. The subordinated note is a retained interest in the receivables sold. Depending on collection experience, additional equity infusions to CRC may be required by Duke Energy to maintain a minimum equity balance of \$3 million.

CRC is considered a VIE because (i) equity capitalization is insufficient to support its operations, (ii) power to direct the activities that most significantly impact the economic performance of the entity is not held by the equity holder and (iii) deficiencies in net worth of CRC are funded by Duke Energy. The most significant activities that impact the economic performance of CRC are decisions made to manage delinquent receivables. Duke Energy is considered the primary beneficiary and consolidates CRC as it makes these decisions. Neither Duke Energy Ohio nor Duke Energy Indiana consolidate CRC.

Receivables Financing – Credit Facilities

The following table summarizes the amounts and expiration dates of the credit facilities and associated restricted receivables described above.

(in millions)	Duke Energy			
		Duke Energy Carolinas	Duke Energy Progress	Duke Energy Florida
	CRC	DERF	DEPR	DEFR
Expiration date	February 2025	January 2025	April 2025	April 2024
Credit facility amount	\$ 350	\$ 500	\$ 400	\$ 325
Amounts borrowed at December 31, 2023	312	500	400	325
Amounts borrowed at December 31, 2022	350	471	400	250
Restricted Receivables at December 31, 2023	663	991	833	532
Restricted Receivables at December 31, 2022	917	928	793	490

Nuclear Asset-Recovery Bonds – Duke Energy Florida Project Finance

Duke Energy Florida Project Finance, LLC (DEFPF) is a bankruptcy remote, wholly owned special purpose subsidiary of Duke Energy Florida. DEFPF was formed in 2016 for the sole purpose of issuing nuclear asset-recovery bonds to finance Duke Energy Florida's unrecovered regulatory asset related to Crystal River Unit 3.

In 2016, DEFPF issued senior secured bonds and used the proceeds to acquire nuclear asset-recovery property from Duke Energy Florida. The nuclear asset-recovery property acquired includes the right to impose, bill, collect and adjust a non-bypassable nuclear asset-recovery charge from all Duke Energy

Florida retail customers until the bonds are paid in full and all financing costs have been recovered. The nuclear asset-recovery bonds are secured by the nuclear asset-recovery property and cash collections from the nuclear asset-recovery charges are the sole source of funds to satisfy the debt obligation. The bondholders have no recourse to Duke Energy Florida.

DEFPF is considered a VIE primarily because the equity capitalization is insufficient to support its operations. Duke Energy Florida has the power to direct the significant activities of the VIE as described above and therefore Duke Energy Florida is considered the primary beneficiary and consolidates DEFPF.

The following table summarizes the impact of DEFPF on Duke Energy Florida's Consolidated Balance Sheets.

(in millions)	December 31,	
	2023	2022
Receivables of VIEs	\$ —	\$ 6
Regulatory Assets: Current	59	55
Current Assets: Other	37	41
Other Noncurrent Assets: Regulatory assets	803	826
Current Liabilities: Other	8	9
Current maturities of long-term debt	59	56
Long-Term Debt	831	890

Combined Notes to Consolidated Financial Statements – (Continued)**Storm Recovery Bonds – Duke Energy Carolinas NC Storm Funding and Duke Energy Progress NC Storm Funding**

Duke Energy Carolinas NC Storm Funding, LLC. (DECNCSF) and Duke Energy Progress NC Storm Funding, LLC. (DEPNCSF) are bankruptcy remote, wholly owned special purpose subsidiaries of Duke Energy Carolinas and Duke Energy Progress, respectively. These entities were formed in 2021 for the sole purpose of issuing storm recovery bonds to finance certain of Duke Energy Carolinas' and Duke Energy Progress' unrecovered regulatory assets related to storm costs.

In November 2021, DECNCSF and DEPNCSF issued \$237 million and \$770 million of senior secured bonds, respectively and used the proceeds to acquire storm recovery property from Duke Energy Carolinas and Duke Energy Progress. The storm recovery property was created by state legislation and NCUC financing orders for the purpose of financing storm costs incurred in

2018 and 2019. The storm recovery property acquired includes the right to impose, bill, collect and adjust a non-bypassable charge from all Duke Energy Carolinas' and Duke Energy Progress' retail customers until the bonds are paid in full and all financing costs have been recovered. The storm recovery bonds are secured by the storm recovery property and cash collections from the storm recovery charges are the sole source of funds to satisfy the debt obligation. The bondholders have no recourse to Duke Energy Carolinas or Duke Energy Progress.

DECNCSF and DEPNCSF are considered VIEs primarily because the equity capitalization is insufficient to support their operations. Duke Energy Carolinas and Duke Energy Progress have the power to direct the significant activities of the VIEs as described above and therefore Duke Energy Carolinas and Duke Energy Progress are considered the primary beneficiaries and consolidate DECNCSF and DEPNCSF, respectively.

The following table summarizes the impact of these VIEs on Duke Energy Carolinas' and Duke Energy Progress' Consolidated Balance Sheets.

(in millions)	Duke Energy Carolinas		Duke Energy Progress	
	December 31,		December 31,	
	2023	2022	2023	2022
Regulatory Assets: Current	\$ 12	\$ 12	\$ 39	\$ 39
Current Assets: Other	9	8	31	29
Other Noncurrent Assets: Regulatory assets	196	208	643	681
Other Noncurrent Assets: Other	1	1	2	2
Current maturities of long-term debt	10	10	34	34
Current Liabilities: Other	3	3	8	8
Long-Term Debt	208	219	680	714

Purchasing Company – Duke Energy Florida

Duke Energy Florida Purchasing Company, LLC (DEF ProCo) is a wholly owned special purpose subsidiary of Duke Energy Florida. DEF ProCo was formed in 2023 as the primary procurement agent for equipment, materials and supplies for Duke Energy Florida. DEF ProCo interacts with third party suppliers on Duke Energy Florida's behalf with credit and risk support provided by Duke Energy Florida. DEF ProCo is a qualified reseller under Florida tax law and

conveys acquired assets to Duke Energy Florida through leases on each acquired asset.

As of December 31, 2023, Duke Energy Florida's Consolidated Balance Sheets included Inventory and Accounts Payable for DEF ProCo of \$462 million and \$188 million, respectively.

Combined Notes to Consolidated Financial Statements – (Continued)**NON-CONSOLIDATED VIEs**

The following tables summarize the impact of non-consolidated VIEs on the Consolidated Balance Sheets.

(in millions)	December 31, 2023		
	Duke Energy Natural Gas Investments	Duke Energy Ohio	Duke Energy Indiana
Receivables from affiliated companies	\$ —	\$ 150	\$ 208
Investments in equity method unconsolidated affiliates	67	—	—
Other noncurrent assets	43	—	—
Total assets	\$ 110	\$ 150	\$ 208
Other current liabilities	4	—	—
Other noncurrent liabilities	5	—	—
Total liabilities	9	\$ —	\$ —
Net assets	\$ 101	\$ 150	\$ 208

(in millions)	December 31, 2022		
	Duke Energy Natural Gas Investments	Duke Energy Ohio	Duke Energy Indiana
Receivables from affiliated companies	\$ —	\$ 198	\$ 317
Investments in equity method unconsolidated affiliates	43	—	—
Other noncurrent assets	45	—	—
Total assets	\$ 88	\$ 198	\$ 317
Other current liabilities	59	—	—
Other noncurrent liabilities	47	—	—
Total liabilities	\$ 106	\$ —	\$ —
Net (liabilities) assets	\$ (18)	\$ 198	\$ 317

The Duke Energy Registrants are not aware of any situations where the maximum exposure to loss significantly exceeds the carrying values shown above.

Natural Gas Investments

Duke Energy has investments in various joint ventures including pipeline and renewable natural gas projects. These entities are considered VIEs due to having insufficient equity to finance their own activities without subordinated financial support. Duke Energy does not have the power to direct the activities that most significantly impact the economic performance, the obligation to absorb losses or the right to receive benefits of these VIEs and therefore does not consolidate these entities.

CRC

See discussion under Consolidated VIEs for additional information related to CRC.

Amounts included in Receivables from affiliated companies in the above table for Duke Energy Ohio and Duke Energy Indiana reflect their retained interest in receivables sold to CRC. These subordinated notes held by Duke Energy Ohio and Duke Energy Indiana are stated at fair value. Carrying values of

retained interests are determined by allocating carrying value of the receivables between assets sold and interests retained based on relative fair value. The allocated bases of the subordinated notes are not materially different than their face value because (i) the receivables generally turnover in less than two months, (ii) credit losses are reasonably predictable due to the broad customer base and lack of significant concentration and (iii) the equity in CRC is subordinate to all retained interests and thus would absorb losses first. The hypothetical effect on fair value of the retained interests assuming both a 10% and a 20% unfavorable variation in credit losses or discount rates is not material due to the short turnover of receivables and historically low credit loss history. Interest accrues to Duke Energy Ohio and Duke Energy Indiana on the retained interests using the acceptable yield method. This method generally approximates the stated rate on the notes since the allocated basis and the face value are nearly equivalent. An impairment charge is recorded against the carrying value of both retained interests and purchased beneficial interest whenever it is determined that an other-than-temporary impairment has occurred.

PART II

DUKE ENERGY CORPORATION • DUKE ENERGY CAROLINAS, LLC • PROGRESS ENERGY, INC. • DUKE ENERGY PROGRESS, LLC •
DUKE ENERGY FLORIDA, LLC • DUKE ENERGY OHIO, INC. • DUKE ENERGY INDIANA, LLC • PIEDMONT NATURAL GAS COMPANY, INC.

Combined Notes to Consolidated Financial Statements – (Continued)

Key assumptions used in estimating fair value are detailed in the following table.

	Duke Energy Ohio		Duke Energy Indiana	
	2023	2022	2023	2022
Anticipated credit loss ratio	0.6%	0.5%	0.4%	0.3%
Discount rate	6.1%	2.7%	6.1%	2.7%
Receivable turnover rate	13.9%	13.5%	12.0%	11.3%

The following table shows the gross and net receivables sold.

(in millions)	Duke Energy Ohio		Duke Energy Indiana	
	December 31,		December 31,	
	2023	2022	2023	2022
Receivables sold	\$ 361	\$ 423	\$ 351	\$ 508
Less: Retained interests	150	198	208	317
Net receivables sold	\$ 211	\$ 225	\$ 143	\$ 191

The following table shows sales and cash flows related to receivables sold.

(in millions)	Duke Energy Ohio			Duke Energy Indiana		
	Years Ended December 31,			Years Ended December 31,		
	2023	2022	2021	2023	2022	2021
Sales						
Receivables sold	\$2,578	\$2,562	\$2,023	\$3,223	\$3,744	\$2,909
Loss recognized on sale	34	18	10	39	26	13
Cash flows						
Cash proceeds from receivables sold	2,591	2,424	2,018	3,294	3,498	2,909
Collection fees received	1	1	1	2	2	1
Return received on retained interests	19	10	4	25	15	6

Cash flows from sales of receivables are reflected within Cash Flows From Operating Activities and Cash Flows from Investing Activities on Duke Energy Ohio's and Duke Energy Indiana's Consolidated Statements of Cash Flows.

Collection fees received in connection with servicing transferred accounts receivable are included in Operation, maintenance and other on Duke Energy Ohio's and Duke Energy Indiana's Consolidated Statements of Operations and Comprehensive Income. The loss recognized on sales of receivables is

calculated monthly by multiplying receivables sold during the month by the required discount. The required discount is derived monthly utilizing a three-year weighted average formula that considers charge-off history, late charge history and turnover history on the sold receivables, as well as a component for the time value of money. The discount rate, or component for the time value of money, is the prior month-end Daily Simple SOFR plus a fixed rate of 1%.

19. REVENUE

Duke Energy recognizes revenue consistent with amounts billed under tariff offerings or at contractually agreed upon rates based on actual physical delivery of electric or natural gas service, including estimated volumes delivered when billings have not yet occurred. As such, the majority of Duke Energy's revenues have fixed pricing based on the contractual terms of the published tariffs. Absent decoupling mechanisms, the variability in expected cash flows of the majority of Duke Energy's revenue is attributable to the customer's volumetric demand and ultimate quantities of energy or natural gas supplied

and used during the billing period. The stand-alone selling price of related sales are designed to support recovery of prudently incurred costs and an appropriate return on invested assets and are primarily governed by published tariff rates or contractual agreements approved by relevant regulatory bodies. As described in Note 1, certain excise taxes and franchise fees levied by state or local governments are required to be paid even if not collected from the customer. These taxes are recognized on a gross basis as part of revenues. Duke Energy elects to account for all other taxes net of revenues.

Combined Notes to Consolidated Financial Statements – (Continued)

Performance obligations are satisfied over time as energy or natural gas is delivered and consumed with billings generally occurring monthly and related payments due within 30 days, depending on regulatory requirements. In no event does the timing between payment and delivery of the goods and services exceed one year. Using this output method for revenue recognition provides a faithful depiction of the transfer of electric and natural gas service as customers obtain control of the commodity and benefit from its use at delivery. Additionally, Duke Energy has an enforceable right to consideration for energy or natural gas delivered at any discrete point in time and will recognize revenue at an amount that reflects the consideration to which Duke Energy is entitled for the energy or natural gas delivered.

As described above, the majority of Duke Energy's tariff revenues are at will and, as such, related contracts with customers have an expected duration of one year or less and will not have future performance obligations for disclosure. Additionally, other long-term revenue streams, including wholesale contracts, generally provide services that are part of a single performance obligation, the delivery of electricity or natural gas. As such, other than material fixed consideration under long-term contracts, related disclosures for future performance obligations are also not applicable.

Duke Energy earns substantially all of its revenues through its reportable segments, EU&I and GU&I.

Electric Utilities and Infrastructure

EU&I earns the majority of its revenues through retail and wholesale electric service through the generation, transmission, distribution and sale of electricity. Duke Energy generally provides retail and wholesale electric service customers with their full electric load requirements or with supplemental load requirements when the customer has other sources of electricity.

Retail electric service is generally marketed throughout Duke Energy's electric service territory through standard service offers. The standard service offers are through tariffs determined by regulators in Duke Energy's regulated service territory. Each tariff, which is assigned to customers based on customer class, has multiple components such as an energy charge, a demand charge, a basic facilities charge and applicable riders. Duke Energy considers each

of these components to be aggregated into a single performance obligation for providing electric service, or in the case of distribution only customers in Duke Energy Ohio, for delivering electricity. Electricity is considered a single performance obligation satisfied over time consistent with the series guidance and is provided and consumed over the billing period, generally one month. Retail electric service is typically provided to at-will customers who can cancel service at any time, without a substantive penalty. Additionally, Duke Energy adheres to applicable regulatory requirements in each jurisdiction to ensure the collectability of amounts billed and appropriate mitigating procedures are followed when necessary. As such, revenue from contracts with customers for such contracts is equivalent to the electricity supplied and billed in that period (including unbilled estimates).

Wholesale electric service is generally provided under long-term contracts using cost-based pricing. FERC regulates costs that may be recovered from customers and the amount of return companies are permitted to earn. Wholesale contracts include both energy and demand charges. For full requirements contracts, Duke Energy considers both charges as a single performance obligation for providing integrated electric service. For contracts where energy and demand charges are considered separate performance obligations, energy and demand are each a distinct performance obligation under the series guidance and are satisfied as energy is delivered and stand-ready service is provided on a monthly basis. This service represents consumption over the billing period and revenue is recognized consistent with billings and unbilled estimates, which generally occur monthly. Contractual amounts owed are typically trued up annually based upon incurred costs in accordance with FERC published filings and the specific customer's actual peak demand. Estimates of variable consideration related to potential additional billings or refunds owed are updated quarterly.

The majority of wholesale revenues are full requirements contracts where the customers purchase the substantial majority of their energy needs and do not have a fixed quantity of contractually required energy or capacity. As such, related forecasted revenues are considered optional purchases. Supplemental requirements contracts that include contracted blocks of energy and capacity at contractually fixed prices have the following estimated remaining performance obligations:

(in millions)	Remaining Performance Obligations						
	2024	2025	2026	2027	2028	Thereafter	Total
Progress Energy	\$ 72	\$ 30	\$ 7	\$ 7	\$ 7	\$ 29	\$ 152
Duke Energy Progress	8	—	—	—	—	—	8
Duke Energy Florida	64	30	7	7	7	29	144
Duke Energy Indiana	16	17	17	15	5	—	70

Revenues for block sales are recognized monthly as energy is delivered and stand-ready service is provided, consistent with invoiced amounts and unbilled estimates.

Gas Utilities and Infrastructure

GU&I earns its revenue through retail and wholesale natural gas service through the transportation, distribution and sale of natural gas. Duke Energy generally provides retail and wholesale natural gas service customers with all natural gas load requirements. Additionally, while natural gas can be stored, substantially all natural gas provided by Duke Energy is consumed by customers simultaneously with receipt of delivery.

Retail natural gas service is marketed throughout Duke Energy's natural gas service territory using published tariff rates. The tariff rates are established

by regulators in Duke Energy's service territories. Each tariff, which is assigned to customers based on customer class, has multiple components, such as a commodity charge, demand charge, customer or monthly charge and transportation costs. Duke Energy considers each of these components to be aggregated into a single performance obligation for providing natural gas service. For contracts where Duke Energy provides all of the customer's natural gas needs, the delivery of natural gas is considered a single performance obligation satisfied over time, and revenue is recognized monthly based on billings and unbilled estimates as service is provided and the commodity is consumed over the billing period. Additionally, natural gas service is typically at will and customers can cancel service at any time, without a substantive penalty. Duke Energy also adheres to applicable regulatory requirements to ensure the collectability of amounts billed and receivable and appropriate mitigating procedures are followed when necessary.

PART II

DUKE ENERGY CORPORATION • DUKE ENERGY CAROLINAS, LLC • PROGRESS ENERGY, INC. • DUKE ENERGY PROGRESS, LLC •
DUKE ENERGY FLORIDA, LLC • DUKE ENERGY OHIO, INC. • DUKE ENERGY INDIANA, LLC • PIEDMONT NATURAL GAS COMPANY, INC.

Combined Notes to Consolidated Financial Statements – (Continued)

Certain long-term individually negotiated contracts exist to provide natural gas service. These contracts are regulated and approved by state commissions. The negotiated contracts may have multiple components, including a natural gas and a demand charge, similar to retail natural gas contracts. Duke Energy considers each of these components to be a single performance obligation for providing natural gas service. This service represents consumption over the billing period, generally one month.

Fixed capacity payments under long-term contracts for the GU&I segment include minimum margin contracts and supply arrangements with municipalities and power generation facilities. Revenues for related sales are recognized monthly as natural gas is delivered and stand-ready service is provided, consistent with invoiced amounts and unbilled estimates. Estimated remaining performance obligations are as follows:

(in millions)	Remaining Performance Obligations						Total
	2024	2025	2026	2027	2028	Thereafter	
Piedmont	\$ 66	\$ 61	\$ 51	\$ 49	\$ 46	\$ 195	\$ 468

Other

The remainder of Duke Energy's operations is presented as Other, which does not include material revenues from contracts with customers.

represents unique customer expectations of service, generally has different energy and demand requirements, and operates under tailored, regulatory approved pricing structures. Additionally, each customer class is impacted differently by weather and a variety of economic factors including the level of population growth, economic investment, employment levels, and regulatory activities in each of Duke Energy's jurisdictions. As such, analyzing revenues disaggregated by customer class allows Duke Energy to understand the nature, amount, timing and uncertainty of revenue and cash flows arising from contracts with customers. Disaggregated revenues are presented as follows:

Disaggregated Revenues

For the EU&I and GU&I segments, revenue by customer class is most meaningful to Duke Energy as each respective customer class collectively

(in millions)	Year Ended December 31, 2023							
	Duke Energy	Duke Energy Carolinas	Progress Energy	Duke Energy Progress	Duke Energy Florida	Duke Energy Ohio	Duke Energy Indiana	Piedmont
By market or type of customer								
<i>Electric Utilities and Infrastructure</i>								
Residential	\$ 12,098	\$ 3,409	\$ 6,510	\$ 2,540	\$ 3,970	\$ 947	\$ 1,233	\$ —
General	7,895	2,670	3,762	1,588	2,174	552	911	—
Industrial	3,416	1,334	1,105	733	372	191	786	—
Wholesale	2,175	492	1,388	1,240	148	46	248	—
Other revenues	962	318	590	325	265	93	157	—
Total Electric Utilities and Infrastructure revenue from contracts with customers	\$ 26,546	\$ 8,223	\$ 13,355	\$ 6,426	\$ 6,929	\$ 1,829	\$ 3,335	\$ —
<i>Gas Utilities and Infrastructure</i>								
Residential	\$ 1,226	\$ —	\$ —	\$ —	\$ —	\$ 435	\$ —	\$ 792
Commercial	605	—	—	—	—	154	—	450
Industrial	141	—	—	—	—	26	—	115
Power Generation	—	—	—	—	—	—	—	31
Other revenues	119	—	—	—	—	24	—	95
Total Gas Utilities and Infrastructure revenue from contracts with customers	\$ 2,091	\$ —	\$ —	\$ —	\$ —	\$ 639	\$ —	\$ 1,483
<i>Other</i>								
Revenue from contracts with customers	\$ 37	\$ —	\$ —	\$ —	\$ —	\$ —	\$ —	\$ —
Total revenue from contracts with customers	\$ 28,674	\$ 8,223	\$ 13,355	\$ 6,426	\$ 6,929	\$ 2,468	\$ 3,335	\$ 1,483
Other revenue sources ^(a)	\$ 386	\$ 65	\$ 189	\$ 62	\$ 107	\$ 39	\$ 64	\$ 145
Total revenues	\$ 29,060	\$ 8,288	\$ 13,544	\$ 6,488	\$ 7,036	\$ 2,507	\$ 3,399	\$ 1,628

(a) Other revenue sources include revenues from leases, derivatives and alternative revenue programs that are not considered revenues from contracts with customers. Alternative revenue programs in certain jurisdictions include regulatory mechanisms that periodically adjust for over or under collection of related revenues.

PART II

DUKE ENERGY CORPORATION • DUKE ENERGY CAROLINAS, LLC • PROGRESS ENERGY, INC. • DUKE ENERGY PROGRESS, LLC •
DUKE ENERGY FLORIDA, LLC • DUKE ENERGY OHIO, INC. • DUKE ENERGY INDIANA, LLC • PIEDMONT NATURAL GAS COMPANY, INC.

Combined Notes to Consolidated Financial Statements – (Continued)

(in millions) By market or type of customer	Year Ended December 31, 2022							
	Duke Energy	Duke Energy Carolinas	Progress Energy	Duke Energy Progress	Duke Energy Florida	Duke Energy Ohio	Duke Energy Indiana	Piedmont
<i>Electric Utilities and Infrastructure</i>								
Residential	\$ 11,377	\$ 3,275	\$ 5,812	\$ 2,378	\$ 3,434	\$ 862	\$ 1,430	\$ —
General	7,356	2,396	3,396	1,480	1,916	517	1,049	—
Industrial	3,504	1,251	1,095	770	325	202	956	—
Wholesale	2,856	561	1,785	1,346	439	127	383	—
Other revenues	795	372	994	768	226	61	19	—
Total Electric Utilities and Infrastructure revenue from contracts with customers	\$ 25,888	\$ 7,855	\$ 13,082	\$ 6,742	\$ 6,340	\$ 1,769	\$ 3,837	\$ —
<i>Gas Utilities and Infrastructure</i>								
Residential	\$ 1,462	\$ —	\$ —	\$ —	\$ —	\$ 488	\$ —	\$ 974
Commercial	765	—	—	—	—	180	—	585
Industrial	170	—	—	—	—	24	—	144
Power Generation	—	—	—	—	—	—	—	94
Other revenues	360	—	—	—	—	25	—	271
Total Gas Utilities and Infrastructure revenue from contracts with customers	\$ 2,757	\$ —	\$ —	\$ —	\$ —	\$ 717	\$ —	\$ 2,068
<i>Other</i>								
Revenue from contracts with customers	\$ 30	\$ —	\$ —	\$ —	\$ —	\$ —	\$ —	\$ —
Total revenue from contracts with customers	\$ 28,675	\$ 7,855	\$ 13,082	\$ 6,742	\$ 6,340	\$ 2,486	\$ 3,837	\$ 2,068
Other revenue sources ^(a)	\$ 93	\$ 2	\$ 43	\$ 11	\$ 13	\$ 28	\$ 85	\$ 56
Total revenues	\$ 28,768	\$ 7,857	\$ 13,125	\$ 6,753	\$ 6,353	\$ 2,514	\$ 3,922	\$ 2,124

(a) Other revenue sources include revenues from leases, derivatives and alternative revenue programs that are not considered revenues from contracts with customers. Alternative revenue programs in certain jurisdictions include regulatory mechanisms that periodically adjust for over or under collection of related revenues.

(in millions) By market or type of customer	Year Ended December 31, 2021							
	Duke Energy	Duke Energy Carolinas	Progress Energy	Duke Energy Progress	Duke Energy Florida	Duke Energy Ohio	Duke Energy Indiana	Piedmont
<i>Electric Utilities and Infrastructure</i>								
Residential	\$ 10,097	\$ 3,054	\$ 5,084	\$ 2,156	\$ 2,928	\$ 767	\$ 1,188	\$ —
General	6,375	2,210	2,883	1,378	1,505	440	825	—
Industrial	2,924	1,145	894	634	260	135	750	—
Wholesale	2,199	472	1,385	1,164	221	56	285	—
Other revenues	879	264	716	387	329	83	86	—
Total Electric Utilities and Infrastructure revenue from contracts with customers	\$ 22,474	\$ 7,145	\$ 10,962	\$ 5,719	\$ 5,243	\$ 1,481	\$ 3,134	\$ —
<i>Gas Utilities and Infrastructure</i>								
Residential	\$ 1,131	\$ —	\$ —	\$ —	\$ —	\$ 354	\$ —	\$ 777
Commercial	561	—	—	—	—	143	—	418
Industrial	158	—	—	—	—	20	—	137
Power Generation	—	—	—	—	—	—	—	92
Other revenues	133	—	—	—	—	28	—	45
Total Gas Utilities and Infrastructure revenue from contracts with customers	\$ 1,983	\$ —	\$ —	\$ —	\$ —	\$ 545	\$ —	\$ 1,469
<i>Other</i>								
Revenue from contracts with customers	\$ 29	\$ —	\$ —	\$ —	\$ —	\$ —	\$ —	\$ —
Total revenue from contracts with customers	\$ 24,486	\$ 7,145	\$ 10,962	\$ 5,719	\$ 5,243	\$ 2,026	\$ 3,134	\$ 1,469
Other revenue sources ^(a)	\$ 135	\$ (43)	\$ 95	\$ 61	\$ 16	\$ 11	\$ 40	\$ 100
Total revenues	\$ 24,621	\$ 7,102	\$ 11,057	\$ 5,780	\$ 5,259	\$ 2,037	\$ 3,174	\$ 1,569

(a) Other revenue sources include revenues from leases, derivatives and alternative revenue programs that are not considered revenues from contracts with customers. Alternative revenue programs in certain jurisdictions include regulatory mechanisms that periodically adjust for over or under collection of related revenues.

PART II

DUKE ENERGY CORPORATION • DUKE ENERGY CAROLINAS, LLC • PROGRESS ENERGY, INC. • DUKE ENERGY PROGRESS, LLC •
DUKE ENERGY FLORIDA, LLC • DUKE ENERGY OHIO, INC. • DUKE ENERGY INDIANA, LLC • PIEDMONT NATURAL GAS COMPANY, INC.

Combined Notes to Consolidated Financial Statements – (Continued)

The following table presents the reserve for credit losses for trade and other receivables.

(in millions)	Duke Energy	Duke Energy Carolinas	Progress Energy	Duke Energy Progress	Duke Energy Florida	Duke Energy Ohio	Duke Energy Indiana	Piedmont
Balance at December 31, 2020	\$ 146	\$ 23	\$ 37	\$ 23	\$ 14	\$ 4	\$ 3	\$ 12
Write-Offs	(58)	(21)	(25)	(12)	(13)	—	—	(9)
Credit Loss Expense	53	27	25	11	14	—	—	7
Other Adjustments	(20)	13	(1)	(1)	1	—	—	5
Balance at December 31, 2021	\$ 121	\$ 42	\$ 36	\$ 21	\$ 16	\$ 4	\$ 3	\$ 15
Write-Offs	(158)	(73)	(70)	(36)	(34)	—	—	(12)
Credit Loss Expense	160	40	72	17	55	2	1	11
Other Adjustments	93	59	43	42	(1)	—	—	—
Balance at December 31, 2022	\$ 216	\$ 68	\$ 81	\$ 44	\$ 36	\$ 6	\$ 4	\$ 14
Write-Offs	(164)	(71)	(84)	(41)	(42)	—	—	(10)
Credit Loss Expense	101	35	48	12	37	3	1	7
Other Adjustments	52	24	29	29	—	—	—	—
Balance at December 31, 2023	\$ 205	\$ 56	\$ 74	\$ 44	\$ 31	\$ 9	\$ 5	\$ 11

Trade and other receivables are evaluated based on an estimate of the risk of loss over the life of the receivable and current and historical conditions using supportable assumptions. Management evaluates the risk of loss for trade and other receivables by comparing the historical write-off amounts to total revenue over a specified period. Historical loss rates are adjusted due to the impact of current conditions, as well as forecasted conditions over a reasonable time period. The calculated write-off rate can be applied to the receivable balance for which an established reserve does not already exist. Management reviews the assumptions and risk of loss periodically for trade and other receivables.

The aging of trade receivables is presented in the table below.

(in millions)	December 31, 2023							
	Duke Energy	Duke Energy Carolinas	Progress Energy	Duke Energy Progress	Duke Energy Florida	Duke Energy Ohio	Duke Energy Indiana	Piedmont
Unbilled Receivables ^{(a)(b)}	\$ 1,273	\$ 399	\$ 401	\$ 280	\$ 121	\$ 4	\$ 22	\$ 108
Current	2,306	680	1,009	612	395	48	87	199
1-30 days past due	275	97	91	41	50	12	14	9
31-60 days past due	78	20	34	23	11	3	7	2
61-90 days past due	47	15	17	10	7	2	4	1
91+ days past due	253	67	69	24	45	46	27	3
Deferred Payment Arrangements ^(c)	104	34	43	26	17	6	—	—
Trade and Other Receivables	\$ 4,336	\$ 1,312	\$ 1,664	\$ 1,016	\$ 646	\$ 121	\$ 161	\$ 322

Combined Notes to Consolidated Financial Statements – (Continued)

(in millions)	December 31, 2022							
	Duke Energy	Duke Energy Carolinas	Progress Energy	Duke Energy Progress	Duke Energy Florida	Duke Energy Ohio	Duke Energy Indiana	Piedmont
Unbilled Receivables ^{(a)(b)}	\$ 1,457	\$ 486	\$ 355	\$ 232	\$ 123	\$ 20	\$ 28	\$ 160
Current	2,347	577	1,059	637	417	15	52	265
1-30 days past due	261	96	60	15	45	5	17	15
31-60 days past due	123	23	61	49	12	6	2	3
61-90 days past due	74	25	18	9	9	3	11	2
91+ days past due	209	70	74	27	47	26	6	4
Deferred Payment Arrangements ^(c)	160	57	62	35	27	4	—	1
Trade and Other Receivables	\$ 4,631	\$ 1,334	\$ 1,689	\$ 1,004	\$ 680	\$ 79	\$ 116	\$ 450

- (a) Unbilled revenues are recognized by applying customer billing rates to the estimated volumes of energy or natural gas delivered but not yet billed and are included within Receivables and Receivables of VIEs on the Consolidated Balance Sheets.
- (b) Duke Energy Ohio and Duke Energy Indiana sell, on a revolving basis, nearly all of their retail accounts receivable, including receivables for unbilled revenues, to an affiliate, CRC, and account for the transfers of receivables as sales. Accordingly, the receivables sold are not reflected on the Consolidated Balance Sheets of Duke Energy Ohio and Duke Energy Indiana. See Note 18 for further information. These receivables for unbilled revenues are \$141 million and \$197 million for Duke Energy Ohio and Duke Energy Indiana, respectively, as of December 31, 2023, and \$148 million and \$260 million for Duke Energy Ohio and Duke Energy Indiana, respectively, as of December 31, 2022.
- (c) Due to ongoing financial hardships impacting customers, Duke Energy has permitted customers to defer payment of past-due amounts through installment payment plans.

20. STOCKHOLDERS' EQUITY

Basic EPS is computed by dividing net income available to Duke Energy common stockholders, as adjusted for distributed and undistributed earnings allocated to participating securities and accumulated preferred dividends, by the weighted average number of common shares outstanding during the period. Diluted EPS is computed by dividing net income available to Duke Energy common stockholders, as adjusted for distributed and undistributed earnings allocated to participating securities and accumulated preferred dividends, by the diluted weighted average number of common shares outstanding during the period. Diluted EPS reflects the potential dilution that could occur if securities or other agreements to issue common stock, such as equity forward sale agreements or convertible

debt, were exercised or settled. Duke Energy applies the if-converted method for calculating any potential dilutive effect of the conversion of the outstanding convertible notes on diluted EPS, if applicable. Duke Energy's participating securities are RSUs that are entitled to dividends declared on Duke Energy common stock during the RSUs vesting periods. Dividends declared on preferred stock are recorded on the Consolidated Statements of Operations as a reduction of net income to arrive at net income available to Duke Energy common stockholders. Dividends accumulated on preferred stock are an adjustment to net income used in the calculation of basic and diluted EPS.

PART II

DUKE ENERGY CORPORATION • DUKE ENERGY CAROLINAS, LLC • PROGRESS ENERGY, INC. • DUKE ENERGY PROGRESS, LLC •
DUKE ENERGY FLORIDA, LLC • DUKE ENERGY OHIO, INC. • DUKE ENERGY INDIANA, LLC • PIEDMONT NATURAL GAS COMPANY, INC.

Combined Notes to Consolidated Financial Statements – (Continued)

The following table presents Duke Energy's basic and diluted EPS calculations, the weighted average number of common shares outstanding and common and preferred share dividends declared.

(in millions, except per share amounts)	Years Ended December 31,		
	2023	2022	2021
Net Income available to Duke Energy common stockholders	\$ 2,735	\$ 2,444	\$ 3,802
Less: (Loss) Income from discontinued operations attributable to Duke Energy common stockholders	(1,391)	(1,215)	200
Accumulated preferred stock dividends adjustment	—	—	—
Less: Impact of participating securities	6	2	3
Income from continuing operations available to Duke Energy common stockholders	\$ 4,120	\$ 3,657	\$ 3,599
Loss from discontinued operations, net of tax	\$ (1,455)	\$ (1,323)	\$ (144)
Add: Loss attributable to NCI	64	108	344
(Loss) Income from discontinued operations attributable to Duke Energy common stockholders	\$ (1,391)	\$ (1,215)	\$ 200
Weighted average common shares outstanding – basic and diluted	771	770	769
EPS from continuing operations available to Duke Energy common stockholders			
Basic and Diluted ^(a)	\$ 5.35	\$ 4.74	\$ 4.68
(Loss) Earnings Per Share from discontinued operations attributable to Duke Energy common stockholders			
Basic and Diluted ^(a)	\$ (1.81)	\$ (1.57)	\$ 0.26
Potentially dilutive items excluded from the calculation ^(b)	2	2	2
Dividends declared per common share	\$ 4.06	\$ 3.98	\$ 3.90
Dividends declared on Series A preferred stock per depository share ^(c)	\$ 1.437	\$ 1.437	\$ 1.437
Dividends declared on Series B preferred stock per share ^(d)	\$ 48.750	\$ 48.750	\$ 48.750

(a) For the periods presented subsequent to issuance in April 2023, the convertible notes were excluded from the calculations of diluted EPS because the effect was antidilutive.

(b) Performance stock awards were not included in the dilutive securities calculation because the performance measures related to the awards had not been met.

(c) 5.75% Series A Cumulative Redeemable Perpetual Preferred Stock dividends are payable quarterly in arrears on the 16th day of March, June, September and December. The preferred stock has a \$25 liquidation preference per depository share.

(d) 4.875% Series B Fixed-Rate Reset Cumulative Redeemable Perpetual Preferred Stock dividends are payable semiannually in arrears on the 16th day of March and September. The preferred stock has a \$1,000 liquidation preference per share. On September 16, 2024, the First Call Date, and any fifth anniversary of the First Call Date, the dividend rate will reset based on the then current five-year U.S. Treasury rate plus a spread of 3.388%.

Common Stock

In November 2022, Duke Energy filed a prospectus supplement and executed an Equity Distribution Agreement (EDA) under which it may sell up to \$1.5 billion of its common stock through a new ATM offering program, including an equity forward sales component. Under the terms of the EDA, Duke Energy may issue and sell shares of common stock through September 2025.

Preferred Stock

The Series A Preferred Stock has no maturity or mandatory redemption date, is not redeemable at the option of the holders and includes separate call options. The first call option allows Duke Energy to call the Series A Preferred Stock at a redemption price of \$25.50 per depository share prior to June 15, 2024, in whole but not in part, at any time within 120 days after a ratings event where a rating agency amends, clarifies or changes the criteria it uses to assign equity credit for securities such as the preferred stock. The second call option allows Duke Energy to call the preferred stock, in whole or in part, at any time, on or after June 15, 2024, at a redemption price of \$25 per depository share. Duke Energy is also required to redeem all accumulated and unpaid dividends if either call option is exercised.

The Series B Preferred Stock has no maturity or mandatory redemption date, is not redeemable at the option of the holders and includes separate call options. The first call option allows Duke Energy to call the Series B Preferred Stock at a redemption price of \$1,020 per share, in whole but not in part, at any time within 120 days after a ratings event. The second call option allows Duke Energy to call the preferred stock, in whole or in part, on the First Call Date or any subsequent Reset Date at a redemption price in cash equal to \$1,000 per share. Duke Energy is also required to redeem all accumulated and unpaid dividends if either call option is exercised.

Dividends issued on its Series A and Series B Preferred Stock are subject to approval by the Board of Directors. However, the deferral of dividend payments on the preferred stock prohibits the declaration of common stock dividends.

The Series A and Series B Preferred Stock rank, with respect to dividends and distributions upon liquidation or dissolution:

- senior to Common Stock and to each other class or series of capital stock established after the original issue date of the Series A and Series B Preferred Stock that is expressly made subordinated to the Series A and Series B Preferred Stock;
- on a parity with any class or series of capital stock established after the original issue date of the Series A and Series B Preferred Stock that is not expressly made senior or subordinated to the Series A or Series B Preferred Stock;
- junior to any class or series of capital stock established after the original issue date of the Series A and Series B Preferred Stock that is expressly made senior to the Series A or Series B Preferred Stock;
- junior to all existing and future indebtedness (including indebtedness outstanding under Duke Energy's credit facilities, unsecured senior notes, junior subordinated debentures and commercial paper) and other liabilities with respect to assets available to satisfy claims against Duke Energy; and
- structurally subordinated to existing and future indebtedness and other liabilities of Duke Energy's subsidiaries and future preferred stock of subsidiaries.

Holders of Series A and Series B Preferred Stock have no voting rights with respect to matters that generally require the approval of voting stockholders.

Combined Notes to Consolidated Financial Statements – (Continued)

The limited voting rights of holders of Series A and Series B Preferred Stock include the right to vote as a single class, respectively, on certain matters that may affect the preference or special rights of the preferred stock, except in the instance that Duke Energy elects to defer the payment of dividends for a total of six quarterly full dividend periods for Series A Preferred Stock or three semiannual

full dividend periods for Series B Preferred Stock. If dividends are deferred for a cumulative total of six quarterly full dividend periods for Series A Preferred Stock or three semiannual full dividend periods for Series B Preferred Stock, whether or not for consecutive dividend periods, holders of the respective preferred stock have the right to elect two additional Board members to the Board of Directors.

21. SEVERANCE

During 2023, as Duke Energy transitions from the foundational work of clean energy strategy planning to the launch of the largest power generation build period in its history, it is streamlining certain functions and changing how it is structured and staffed to ensure the resulting organization reflects best-in-class standards, is optimally aligned with its jurisdictions, and is best positioned to serve its customers, stakeholders and investors. As a result, Duke Energy is extending involuntary severance benefits to certain employees in specific areas as a part of its organizational optimization. For the year ended December 31, 2023, Duke Energy recorded severance charges of approximately \$97 million within Operations, maintenance and other on the Consolidated Statements of Income. These charges, along with amortization of severance regulatory deferrals and reversals of certain prior period severance costs, resulted in a total severance charge of \$102 million in 2023.

During 2022, Duke Energy identified opportunities to eliminate work and create sustainable savings through a workload reduction initiative with a focus on process improvement through digital technology, governance simplification and elimination of low-value work. As a result, Duke Energy extended involuntary severance benefits to certain employees in specific areas as a part of this initiative.

During 2021, Duke Energy reviewed its operations and identified opportunities for improvement to better serve its customers. This operational review included workforce realignment to ensure the Company is staffed with the right skill sets and number of teammates to execute the long-term vision for Duke Energy. As such, Duke Energy extended involuntary severance benefits to certain employees in specific areas as a part of these workforce realignment efforts.

The following table presents the direct and allocated severance and related charges accrued for 682 employees in 2023, 233 employees in 2022 and 290 employees in 2021 by the Duke Energy Registrants within Operation, maintenance and other on the Consolidated Statements of Operations.

(in millions)	Duke Energy	Duke Energy Carolinas	Progress Energy	Duke Energy Progress	Duke Energy Florida	Duke Energy Ohio	Duke Energy Indiana	Piedmont
Year Ended December 31, 2023 ^{(a)(b)(c)}	\$ 102	\$ 53	\$ 33	\$ 21	\$ 12	\$ 3	\$ 6	\$ 4
Year Ended December 31, 2022 ^{(d)(e)}	65	40	20	17	3	1	2	2
Year Ended December 31, 2021 ^{(f)(g)}	69	33	26	20	6	2	3	2

(a) Includes amortization of deferred severance charges of approximately \$22 million, \$14 million, \$8 million and \$8 million for Duke Energy, Duke Energy Carolinas, Progress Energy and Duke Energy Progress, respectively.

(b) Includes adjustments associated with 2021 severance charges of approximately \$(6) million, \$(2) million, \$(3) million, \$(2) million, \$(1) million and \$(1) million for Duke Energy, Duke Energy Carolinas, Progress Energy, Duke Energy Progress, Duke Energy Florida and Duke Energy Indiana, respectively.

(c) Includes adjustments associated with 2022 severance charges of approximately \$(14) million, \$(7) million, \$(5) million, \$(3) million, \$(2) million, \$(1) million and \$(1) million for Duke Energy, Duke Energy Carolinas, Progress Energy, Duke Energy Progress, Duke Energy Florida, Duke Energy Ohio and Duke Energy Indiana, respectively.

(d) Includes amortization of deferred severance charges of approximately \$33 million, \$22 million, \$11 million and \$11 million for Duke Energy, Duke Energy Carolinas, Progress Energy and Duke Energy Progress, respectively.

(e) Includes adjustments associated with 2021 severance charges of approximately \$(19) million, \$(6) million, \$(8) million, \$(4) million, \$(4) million, \$(1) million, \$(2) million and \$(1) million for Duke Energy, Duke Energy Carolinas, Progress Energy, Duke Energy Progress, Duke Energy Florida, Duke Energy Ohio, Duke Energy Indiana and Piedmont, respectively.

(f) Includes amortization of deferred severance charges of approximately \$33 million, \$22 million, \$11 million and \$11 million for Duke Energy, Duke Energy Carolinas, Progress Energy and Duke Energy Progress, respectively.

(g) Includes adjustments associated with 2018 severance charges of approximately \$(3) million, \$(2) million and \$(1) million for Duke Energy, Duke Energy Carolinas and Duke Energy Indiana, respectively.

The table below presents the severance liability for past and ongoing severance plans including the plans described above.

(in millions)	Duke Energy	Duke Energy Carolinas	Progress Energy	Duke Energy Progress	Duke Energy Florida	Duke Energy Ohio	Duke Energy Indiana	Piedmont
Balance at December 31, 2021	\$ 39	\$ 2	\$ 2	\$ 1	\$ 1	\$—	\$—	\$—
Provision/Adjustments	33	14	4	3	1	—	—	1
Cash Reductions	(8)	(1)	—	—	—	—	—	—
Balance at December 31, 2022	\$ 64	\$ 15	\$ 6	\$ 4	\$ 2	\$—	\$—	\$ 1
Provision/Adjustments	80	30	13	6	7	1	4	2
Cash Reductions	(42)	(10)	(3)	(2)	(1)	—	—	(1)
Balance at December 31, 2023	\$ 102	\$ 35	\$ 16	\$ 8	\$ 8	\$ 1	\$ 4	\$ 2

Combined Notes to Consolidated Financial Statements – (Continued)

22. STOCK-BASED COMPENSATION

The Duke Energy Corporation 2023 Long-Term Incentive Plan (the 2023 Plan) provides for the grant of stock-based compensation awards to employees and outside directors. The 2023 Plan supersedes the Duke Energy Corporation 2015 Long-Term Incentive Plan (the 2015 Plan). No additional grants will be made from the 2015 Plan. The 2023 Plan reserved 15 million shares of common stock for issuance. Duke Energy has historically issued new shares upon exercising or vesting of share-based awards. However, Duke Energy may use a combination of new share issuances and open market repurchases for share-based awards that are exercised or vest in the future. Duke Energy has not determined with certainty the amount of such new share issuances or open market repurchases.

The following table summarizes the total expense recognized by the Duke Energy Registrants, net of tax, for stock-based compensation.

(in millions)	Years Ended December 31,		
	2023	2022	2021
Duke Energy	\$ 71	\$ 74	\$ 64
Duke Energy Carolinas	25	27	23
Progress Energy	28	27	24
Duke Energy Progress	17	17	15
Duke Energy Florida	11	10	9
Duke Energy Ohio	5	5	5
Duke Energy Indiana	7	7	6
Piedmont	4	4	3

Duke Energy's pretax stock-based compensation costs, the tax benefit associated with stock-based compensation expense and stock-based compensation costs capitalized are included in the following table.

(in millions)	Years Ended December 31,		
	2023	2022	2021
RSU awards	\$ 54	\$ 58	\$ 49
Performance awards	43	42	39
Pretax stock-based compensation cost	\$ 97	\$ 100	\$ 88
Stock-based compensation costs capitalized	6	5	5
Stock-based compensation expense	\$ 91	\$ 95	\$ 83
Tax benefit associated with stock-based compensation expense	\$ 20	\$ 21	\$ 19

RESTRICTED STOCK UNIT AWARDS

RSU awards generally vest over periods from immediate to three years. Fair value amounts are based on the market price of Duke Energy's common stock on the grant date. The following table includes information related to RSU awards.

	Years Ended December 31,		
	2023	2022	2021
Shares granted (in thousands)	670	654	673
Fair value (in millions)	\$ 65	\$ 64	\$ 59

The following table summarizes information about RSU awards outstanding.

	Shares (in thousands)	Weighted Average
		Grant Date Fair Value (per share)
Outstanding at December 31, 2022	1,097	\$ 95
Granted	670	97
Vested	(548)	95
Forfeited	(104)	96
Outstanding at December 31, 2023	1,115	96
RSU awards expected to vest	1,064	96

The total grant date fair value of shares vested during the years ended December 31, 2023, 2022 and 2021, was \$52 million, \$49 million and \$45 million, respectively. At December 31, 2023, Duke Energy had \$33 million of unrecognized compensation cost, which is expected to be recognized over a weighted average period of 23 months.

PERFORMANCE AWARDS

Stock-based performance awards generally vest after three years to the extent performance targets are met. The actual number of shares issued will range from zero to 200% of target shares, depending on the level of performance achieved.

Performance awards contain performance conditions and a market condition. The performance conditions are based on Duke Energy's cumulative adjusted EPS and total incident case rate (total incident case rate is one of our key employee safety metrics). The market condition is based on TSR of Duke Energy relative to a predefined peer group.

Relative TSR is valued using a path-dependent model that incorporates expected relative TSR into the fair value determination of Duke Energy's performance-based share awards. The model uses three-year historical volatilities and correlations for all companies in the predefined peer group, including Duke Energy, to simulate Duke Energy's relative TSR as of the end of the performance period. For each simulation, Duke Energy's relative TSR associated with the simulated stock price at the end of the performance period plus expected dividends within the period results in a value per share for the award portfolio. The average of these simulations is the expected portfolio value per share. Actual life to date results of Duke Energy's relative TSR for each grant are incorporated within the model. For performance awards granted in 2023, the model used a risk-free interest rate of 4.43%, which reflects the yield on three-year Treasury bonds as of the grant date, and an expected volatility of 28.6% based on Duke Energy's historical volatility over three years using daily stock prices.

The following table includes information related to stock-based performance awards.

	Years Ended December 31,		
	2023	2022	2021
Shares granted assuming target performance (in thousands)	422	408	380
Fair value (in millions)	\$ 42	\$ 40	\$ 33

The following table summarizes information about stock-based performance awards outstanding and assumes payout at the target level.

	Shares (in thousands)	Weighted Average
		Grant Date Fair Value (per share)
Outstanding at December 31, 2022	1,033	\$ 97
Granted	422	100
Vested	(298)	105
Forfeited	(42)	98
Outstanding at December 31, 2023	1,115	96
Stock-based performance awards expected to vest	1,086	96

The total grant date fair value of shares vested during the years ended December 31, 2023, 2022 and 2021, was \$31 million, \$25 million and \$25 million, respectively. At December 31, 2023, Duke Energy had \$23 million of unrecognized compensation cost, which is expected to be recognized over a weighted average period of 22 months.

Combined Notes to Consolidated Financial Statements – (Continued)**23. EMPLOYEE BENEFIT PLANS****DEFINED BENEFIT RETIREMENT PLANS**

Duke Energy and certain subsidiaries maintain, and the Subsidiary Registrants participate in, qualified, non-contributory defined benefit retirement plans, which consist of the Duke Energy Retirement Cash Balance Plan (RCBP) and the Duke Energy Legacy Pension Plan (DELPP). These plans cover most employees using a cash balance formula. Under a cash balance formula, a plan participant accumulates a retirement benefit consisting of pay credits based upon a percentage of current eligible earnings, age or age and years of service and interest credits. Certain employees are eligible for benefits that use a final average earnings formula. Under these final average earnings formulas, a plan participant accumulates a retirement benefit equal to the sum of percentages of their (i) highest three-, four- or five-year average earnings, (ii) highest three-, four- or five-year average earnings in excess of covered compensation per year of participation (maximum of 35 years) or (iii) highest three-year average earnings times years of participation in excess of 35 years. Duke Energy also maintains, and the Subsidiary Registrants participate in, non-qualified, non-contributory defined benefit retirement plans that cover certain executives. The qualified and non-qualified, non-contributory defined benefit plans are closed to new participants.

Duke Energy uses a December 31 measurement date for its defined benefit retirement plan assets and obligations. Actuarial gains experienced by the defined benefit retirement plans in remeasuring plan assets on December 31, 2023, were primarily attributable to actual investment performance that exceeded expected investment performance. Actuarial losses experienced by the defined benefit retirement plans in remeasuring plan obligations as of December 31, 2023 were primarily attributable to the decrease in the discount rate used to measure plan obligations. Actuarial losses experienced by the defined benefit retirement plans in remeasuring plan assets on December 31, 2022, were primarily attributable to actual investment performance that was less than expected investment performance. Actuarial gains experienced by the defined benefit retirement plans in remeasuring plan obligations as of December 31, 2022, were primarily attributable to the increase in the discount rate used to measure plan obligations.

As a result of the application of settlement accounting due to total lump-sum benefit payments exceeding the settlement threshold (defined as the sum of service cost and interest cost on projected benefit obligation components of net periodic benefit costs) for one of its qualified pension plans, Duke Energy recognized settlement charges of \$117 million, of which \$95 million was recorded to Regulatory Assets within Other Noncurrent Assets on the Consolidated Balance Sheets and \$22 million was recorded to Other income and expenses, net, within the Consolidated Statement of Operations as of December 31, 2022.

Settlement charges recognized by the Subsidiary Registrants as of December 31, 2022, which represent amounts allocated by Duke Energy for employees of the Subsidiary Registrants and allocated charges for their proportionate share of settlement charges for employees of Duke Energy's shared services affiliate, and recorded to Regulatory Assets within Other Noncurrent Assets

on the Consolidated Balance Sheets were \$35 million for Duke Energy Carolinas, \$23 million for Progress Energy, \$16 million for Duke Energy Progress, \$7 million for Duke Energy Florida, \$8 million for Duke Energy Indiana and \$29 million for Piedmont. Settlement charges recognized by the Subsidiary Registrants as of December 31, 2022, recorded to Other income and expenses, net, within the Consolidated Statement of Operations were \$3 million for Duke Energy Carolinas, \$5 million for Progress Energy, \$5 million for Duke Energy Progress, \$1 million for Duke Energy Florida, \$5 million for Duke Energy Ohio and \$6 million for Piedmont.

The settlement charges reflect the recognition of a pro-rata portion of previously unrecognized actuarial losses, equal to the percentage of reduction in the projected benefit obligation resulting from total lump-sum benefit payments as of December 31, 2022. Settlement charges recognized as a regulatory asset within Other Noncurrent Assets on the Consolidated Balance Sheets are amortized over the average remaining service period for participants in the plan. Amortization of settlement charges is disclosed in the tables below as a component of net periodic pension costs.

Effective December 31, 2022, Duke Energy Florida changed its method for calculating the market related value of plan assets (MRVA) from the fair value method to a method that recognizes changes in fair value of its plan assets over a five-year period. This represents a change in regulatory treatment that will serve to mitigate the impact of market volatility on retail customer rates, resulting in the timing of net periodic pension cost recognition that is more consistent with treatment of the related cost in the ratemaking process. The three-year retrospective impact of this method change of \$24 million was recognized by Duke Energy, Progress Energy and Duke Energy Florida, respectively, and was recorded to Other income and expenses, net, within the Consolidated Statement of Operations as of December 31, 2022, and has been disclosed in the tables below as a component of net periodic pension costs.

Net periodic benefit costs disclosed in the tables below represent the cost of the respective benefit plan for the periods presented prior to capitalization of amounts reflected as Net property, plant and equipment, on the Consolidated Balance Sheets. Only the service cost component of net periodic benefit costs is eligible to be capitalized. The remaining non-capitalized portions of net periodic benefit costs are classified as either: (1) service cost, which is recorded in Operations, maintenance and other on the Consolidated Statements of Operations; or as (2) components of non-service cost, which is recorded in Other income and expenses, net on the Consolidated Statements of Operations. Amounts presented in the tables below for the Subsidiary Registrants represent the amounts of pension and other post-retirement benefit cost allocated by Duke Energy for employees of the Subsidiary Registrants. Additionally, the Consolidated Statements of Operations of the Subsidiary Registrants also include allocated net periodic benefit costs for their proportionate share of pension and post-retirement benefit cost for employees of Duke Energy's shared services affiliate that provide support to the Subsidiary Registrants. However, in the tables below, these amounts are only presented within the Duke Energy column (except for amortization of settlement charges). These allocated amounts are included in the governance and shared service costs discussed in Note 14.

PART II

DUKE ENERGY CORPORATION • DUKE ENERGY CAROLINAS, LLC • PROGRESS ENERGY, INC. • DUKE ENERGY PROGRESS, LLC •
DUKE ENERGY FLORIDA, LLC • DUKE ENERGY OHIO, INC. • DUKE ENERGY INDIANA, LLC • PIEDMONT NATURAL GAS COMPANY, INC.

Combined Notes to Consolidated Financial Statements – (Continued)

Duke Energy's policy is to fund amounts on an actuarial basis to provide assets sufficient to meet benefit payments to be paid to plan participants. The following table includes information related to the Duke Energy Registrants'

contributions to its qualified defined benefit pension plans. There were no contributions made in the year ended December 31, 2021.

(in millions)	Duke Energy	Duke Energy Carolinas	Progress Energy	Duke Energy Progress	Duke Energy Florida	Duke Energy Ohio	Duke Energy Indiana	Piedmont
Contributions Made:								
2023	\$ 100	\$ 26	\$ 22	\$ 13	\$ 9	\$ 5	\$ 8	\$ 3
2022	58	15	13	8	5	3	5	2

QUALIFIED PENSION PLANS

Components of Net Periodic Pension Costs

(in millions)	Year Ended December 31, 2023							
	Duke Energy	Duke Energy Carolinas	Progress Energy	Duke Energy Progress	Duke Energy Florida	Duke Energy Ohio	Duke Energy Indiana	Piedmont
Service cost	\$ 117	\$ 38	\$ 33	\$ 19	\$ 13	\$ 3	\$ 6	\$ 4
Interest cost on projected benefit obligation	344	84	107	49	57	18	27	9
Expected return on plan assets	(588)	(160)	(198)	(93)	(104)	(24)	(40)	(20)
Amortization of actuarial loss	10	2	4	2	2	—	2	—
Amortization of prior service credit	(14)	(1)	—	—	—	—	(2)	(7)
Amortization of settlement charges	19	9	5	3	1	—	1	4
Net periodic pension costs ^{(a)(b)}	\$ (112)	\$ (28)	\$ (49)	\$ (20)	\$ (31)	\$ (3)	\$ (6)	\$ (10)

(in millions)	Year Ended December 31, 2022							
	Duke Energy	Duke Energy Carolinas	Progress Energy	Duke Energy Progress	Duke Energy Florida	Duke Energy Ohio	Duke Energy Indiana	Piedmont
Service cost	\$ 152	\$ 48	\$ 43	\$ 25	\$ 17	\$ 4	\$ 9	\$ 5
Interest cost on projected benefit obligation	249	59	77	35	41	13	20	8
Expected return on plan assets	(558)	(152)	(183)	(88)	(94)	(23)	(37)	(24)
Amortization of actuarial loss	81	16	23	12	12	4	9	5
Amortization of prior service credit	(18)	(3)	—	—	—	—	(2)	(7)
Amortization of settlement charges ^(c)	32	9	8	7	1	5	1	7
MRVA method change	24	—	24	—	24	—	—	—
Net periodic pension costs ^{(a)(b)}	\$ (38)	\$ (23)	\$ (8)	\$ (9)	\$ 1	\$ 3	\$ —	\$ (6)

(in millions)	Year Ended December 31, 2021							
	Duke Energy	Duke Energy Carolinas	Progress Energy	Duke Energy Progress	Duke Energy Florida	Duke Energy Ohio	Duke Energy Indiana	Piedmont
Service cost	\$ 176	\$ 56	\$ 50	\$ 29	\$ 21	\$ 5	\$ 10	\$ 6
Interest cost on projected benefit obligation	220	51	70	30	39	13	18	7
Expected return on plan assets	(558)	(141)	(187)	(84)	(102)	(28)	(40)	(20)
Amortization of actuarial loss	133	29	38	18	20	7	13	10
Amortization of prior service credit	(29)	(8)	(2)	(1)	(1)	(1)	(2)	(9)
Amortization of settlement charges	9	5	2	2	1	—	—	1
Net periodic pension costs ^{(a)(b)}	\$ (49)	\$ (8)	\$ (29)	\$ (6)	\$ (22)	\$ (4)	\$ (1)	\$ (5)

(a) Duke Energy amounts exclude \$3 million, \$3 million and \$3 million for the years ended December 2023, 2022 and 2021, respectively, of regulatory asset amortization resulting from purchase accounting adjustments associated with Duke Energy's merger with Cinergy in April 2006.

(b) Duke Energy Ohio amounts exclude \$1 million, \$1 million and \$1 million for the years ended December 2023, 2022 and 2021, respectively, of regulatory asset amortization resulting from purchase accounting adjustments associated with Duke Energy's merger with Cinergy in April 2006.

(c) Includes settlement charges not deferred as a regulatory asset.

PART II

DUKE ENERGY CORPORATION • DUKE ENERGY CAROLINAS, LLC • PROGRESS ENERGY, INC. • DUKE ENERGY PROGRESS, LLC •
DUKE ENERGY FLORIDA, LLC • DUKE ENERGY OHIO, INC. • DUKE ENERGY INDIANA, LLC • PIEDMONT NATURAL GAS COMPANY, INC.

Combined Notes to Consolidated Financial Statements – (Continued)

Amounts Recognized in Accumulated Other Comprehensive Income and Regulatory Assets

(in millions)	Year Ended December 31, 2023							
	Duke Energy	Duke Energy Carolinas	Progress Energy	Duke Energy Progress	Duke Energy Florida	Duke Energy Ohio	Duke Energy Indiana	Piedmont
Regulatory assets, net increase (decrease)	\$ 5	\$ (14)	\$ 8	\$ —	\$ 9	\$ (3)	\$ (2)	\$ 13
Accumulated other comprehensive loss (income)								
Deferred income tax expense	\$ —	\$ —	\$ —	\$ —	\$ —	\$ —	\$ —	\$ —
Amortization of prior year actuarial losses	(2)	—	—	—	—	—	—	—
Net amount recognized in accumulated other comprehensive income	\$ (2)	\$ —	\$ —	\$ —	\$ —	\$ —	\$ —	\$ —

(in millions)	Year Ended December 31, 2022							
	Duke Energy	Duke Energy Carolinas	Progress Energy	Duke Energy Progress	Duke Energy Florida	Duke Energy Ohio	Duke Energy Indiana	Piedmont
Regulatory assets, net increase (decrease)	\$ 367	\$ 221	\$ 107	\$ 101	\$ 5	\$ (1)	\$ (12)	\$ 9
Accumulated other comprehensive loss (income)								
Deferred income tax expense	\$ (7)	\$ —	\$ (1)	\$ —	\$ —	\$ —	\$ —	\$ —
Amortization of prior year actuarial losses	37	—	2	—	—	—	—	—
Net amount recognized in accumulated other comprehensive income	\$ 30	\$ —	\$ 1	\$ —	\$ —	\$ —	\$ —	\$ —

Reconciliation of Funded Status to Net Amount Recognized

(in millions)	Year Ended December 31, 2023							
	Duke Energy	Duke Energy Carolinas	Progress Energy	Duke Energy Progress	Duke Energy Florida	Duke Energy Ohio	Duke Energy Indiana	Piedmont
Change in Projected Benefit Obligation								
Obligation at prior measurement date	\$ 6,358	\$ 1,554	\$ 1,975	\$ 909	\$ 1,055	\$ 333	\$ 499	\$ 170
Service cost	110	36	30	18	12	3	6	3
Interest cost	344	84	107	49	57	18	27	9
Actuarial loss	94	11	47	18	29	2	4	9
Benefits paid	(607)	(177)	(159)	(80)	(78)	(31)	(40)	(16)
Transfers	—	6	(10)	(3)	(6)	—	—	—
Obligation at measurement date	\$ 6,299	\$ 1,514	\$ 1,990	\$ 911	\$ 1,069	\$ 325	\$ 496	\$ 175
Accumulated Benefit Obligation at measurement date	\$ 6,267	\$ 1,517	\$ 1,975	\$ 912	\$ 1,053	\$ 317	\$ 494	\$ 176
Change in Fair Value of Plan Assets								
Plan assets at prior measurement date	\$ 6,993	\$ 1,815	\$ 2,371	\$ 1,083	\$ 1,271	\$ 323	\$ 501	\$ 203
Employer contributions	100	26	22	13	9	5	8	3
Actual return on plan assets	676	183	229	107	120	29	45	23
Benefits paid	(607)	(177)	(159)	(80)	(78)	(31)	(40)	(16)
Transfers	—	6	(10)	(3)	(6)	—	—	—
Plan assets at measurement date	\$ 7,162	\$ 1,853	\$ 2,453	\$ 1,120	\$ 1,316	\$ 326	\$ 514	\$ 213
Funded status of plan	\$ 863	\$ 339	\$ 463	\$ 209	\$ 247	\$ 1	\$ 18	\$ 38

PART II

DUKE ENERGY CORPORATION • DUKE ENERGY CAROLINAS, LLC • PROGRESS ENERGY, INC. • DUKE ENERGY PROGRESS, LLC •
DUKE ENERGY FLORIDA, LLC • DUKE ENERGY OHIO, INC. • DUKE ENERGY INDIANA, LLC • PIEDMONT NATURAL GAS COMPANY, INC.

Combined Notes to Consolidated Financial Statements – (Continued)

(in millions)	Year Ended December 31, 2022							Piedmont
	Duke Energy	Duke Energy Carolinas	Progress Energy	Duke Energy Progress	Duke Energy Florida	Duke Energy Ohio	Duke Energy Indiana	
Change in Projected Benefit Obligation								
Obligation at prior measurement date	\$ 8,207	\$ 1,903	\$ 2,560	\$ 1,153	\$ 1,392	\$ 450	\$ 680	\$ 273
Service cost	145	47	40	24	16	4	8	5
Interest cost	249	59	77	35	41	13	20	8
Actuarial gain	(1,490)	(301)	(513)	(197)	(312)	(84)	(143)	(47)
Benefits paid	(753)	(159)	(184)	(101)	(82)	(50)	(66)	(69)
Transfers	—	5	(5)	(5)	—	—	—	—
Obligation at measurement date	\$ 6,358	\$ 1,554	\$ 1,975	\$ 909	\$ 1,055	\$ 333	\$ 499	\$ 170
Accumulated Benefit Obligation at measurement date	\$ 6,324	\$ 1,556	\$ 1,959	\$ 910	\$ 1,038	\$ 327	\$ 495	\$ 170
Change in Fair Value of Plan Assets								
Plan assets at prior measurement date	\$ 9,235	\$ 2,365	\$ 3,053	\$ 1,421	\$ 1,610	\$ 438	\$ 669	\$ 334
Employer contributions	58	15	13	8	5	3	5	2
Actual return on plan assets	(1,547)	(411)	(506)	(240)	(262)	(68)	(107)	(64)
Benefits paid	(753)	(159)	(184)	(101)	(82)	(50)	(66)	(69)
Transfers	—	5	(5)	(5)	—	—	—	—
Plan assets at measurement date	\$ 6,993	\$ 1,815	\$ 2,371	\$ 1,083	\$ 1,271	\$ 323	\$ 501	\$ 203
Funded status of plan	\$ 635	\$ 261	\$ 396	\$ 174	\$ 216	\$ (10)	\$ 2	\$ 33

Amounts Recognized in the Consolidated Balance Sheets

(in millions)	December 31, 2023							Piedmont
	Duke Energy	Duke Energy Carolinas	Progress Energy	Duke Energy Progress	Duke Energy Florida	Duke Energy Ohio	Duke Energy Indiana	
Prefunded pension ^(a)	\$ 863	\$ 339	\$ 463	\$ 209	\$ 247	\$ 74	\$ 105	\$ 38
Noncurrent pension liability ^(b)	\$ —	\$ —	\$ —	\$ —	\$ —	\$ 73	\$ 87	\$ —
Net asset (liability) recognized	\$ 863	\$ 339	\$ 463	\$ 209	\$ 247	\$ 1	\$ 18	\$ 38
Regulatory assets	\$ 2,021	\$ 531	\$ 678	\$ 353	\$ 325	\$ 89	\$ 176	\$ 97
Accumulated other comprehensive (income) loss								
Deferred income tax benefit	\$ (27)	\$ —	\$ (1)	\$ —	\$ —	\$ —	\$ —	\$ —
Prior service credit	(1)	—	—	—	—	—	—	—
Net actuarial loss	127	—	3	—	—	—	2	—
Net amounts recognized in accumulated other comprehensive loss	\$ 99	\$ —	\$ 2	\$ —	\$ —	\$ —	\$ 2	\$ —

(in millions)	December 31, 2022							Piedmont
	Duke Energy	Duke Energy Carolinas	Progress Energy	Duke Energy Progress	Duke Energy Florida	Duke Energy Ohio	Duke Energy Indiana	
Prefunded pension ^(a)	\$ 885	\$ 261	\$ 396	\$ 174	\$ 216	\$ 62	\$ 90	\$ 33
Noncurrent pension liability ^(b)	\$ 250	\$ —	\$ —	\$ —	\$ —	\$ 72	\$ 88	\$ —
Net asset (liability) recognized	\$ 635	\$ 261	\$ 396	\$ 174	\$ 216	\$ (10)	\$ 2	\$ 33
Regulatory assets	\$ 2,016	\$ 545	\$ 670	\$ 353	\$ 316	\$ 92	\$ 178	\$ 84
Accumulated other comprehensive (income) loss								
Deferred income tax benefit	\$ (27)	\$ —	\$ (1)	\$ —	\$ —	\$ —	\$ —	\$ —
Prior service credit	(1)	—	—	—	—	—	—	—
Net actuarial loss	129	—	3	—	—	—	—	—
Net amounts recognized in accumulated other comprehensive loss	\$ 101	\$ —	\$ 2	\$ —	\$ —	\$ —	\$ —	\$ —

(a) Included in Other within Other Noncurrent Assets on the Consolidated Balance Sheets.

(b) Included in Accrued pension and other post-retirement benefit costs on the Consolidated Balance Sheets.

PART II

DUKE ENERGY CORPORATION • DUKE ENERGY CAROLINAS, LLC • PROGRESS ENERGY, INC. • DUKE ENERGY PROGRESS, LLC •
DUKE ENERGY FLORIDA, LLC • DUKE ENERGY OHIO, INC. • DUKE ENERGY INDIANA, LLC • PIEDMONT NATURAL GAS COMPANY, INC.

Combined Notes to Consolidated Financial Statements – (Continued)

Information for Plans with Accumulated Benefit Obligation in Excess of Plan Assets

(in millions)	December 31, 2023	
	Duke Energy Ohio	Duke Energy Indiana
Projected benefit obligation	\$ 105	\$ 208
Accumulated benefit obligation	100	203
Fair value of plan assets	31	121

(in millions)	December 31, 2022		
	Duke Energy	Duke Energy Ohio	Duke Energy Indiana
Projected benefit obligation	\$ 3,323	\$ 103	\$ 198
Accumulated benefit obligation	3,288	99	193
Fair value of plan assets	3,073	31	110

Assumptions Used for Pension Benefits Accounting

The discount rate used to determine the current year pension obligation and following year's pension expense is based on a bond selection-settlement portfolio approach. This approach develops a discount rate by selecting a portfolio of high-quality corporate bonds that generate sufficient cash flow to provide for projected benefit payments of the plan. The selected bond portfolio is derived from a universe of non-callable corporate bonds rated Aa quality or higher. After the bond portfolio is selected, a single interest rate is determined that equates the present value of the plan's projected benefit payments discounted at this rate with the market value of the bonds selected.

The RCBP contains a mostly active participant population while the DELPP contains a mostly inactive participant population. The average remaining service period for RCBP participants is nine years and the average life expectancy of DELPP participants is 15 years. Unrecognized net actuarial gains/losses and prior service credit are amortized over 12 years for Duke Energy and Duke Energy Florida, 14 years for Duke Energy Ohio, 13 years for Duke Energy Indiana, 11 years for Duke Energy Carolinas, Progress Energy and Duke Energy Progress and nine years for Piedmont.

The following tables present the assumptions or range of assumptions used for pension benefit accounting.

	December 31,		
	2023	2022	2021
Benefit Obligations			
Discount rate	5.40%	5.60%	2.90%
Interest crediting rate	4.15%	4.35%	4.00%
Salary increase	3.50% – 4.00%	3.50% – 4.00%	3.50% – 4.00%
Net Periodic Benefit Cost			
Discount rate	5.60%	2.90% – 5.70%	2.60%
Interest crediting rate	4.35%	4.00%	4.00%
Salary increase	3.50% – 4.00%	3.50% – 4.00%	3.50% – 4.00%
Expected long-term rate of return on plan assets	6.50% – 8.25%	6.50%	6.50%

PART II

DUKE ENERGY CORPORATION • DUKE ENERGY CAROLINAS, LLC • PROGRESS ENERGY, INC. • DUKE ENERGY PROGRESS, LLC •
DUKE ENERGY FLORIDA, LLC • DUKE ENERGY OHIO, INC. • DUKE ENERGY INDIANA, LLC • PIEDMONT NATURAL GAS COMPANY, INC.

Combined Notes to Consolidated Financial Statements – (Continued)

Expected Benefit Payments

(in millions)	Duke Energy	Duke Energy Carolinas	Progress Energy	Duke Energy Progress	Duke Energy Florida	Duke Energy Ohio	Duke Energy Indiana	Piedmont
Years ending December 31,								
2024	\$ 634	\$ 176	\$ 180	\$ 95	\$ 84	\$ 31	\$ 45	\$ 18
2025	624	171	182	97	84	30	44	16
2026	601	162	177	89	86	30	43	16
2027	582	153	175	87	86	29	42	15
2028	565	146	171	84	86	29	42	15
2029-2033	2,481	590	779	355	420	131	200	73

NON-QUALIFIED PENSION PLANS

The accumulated benefit obligation, which equals the projected benefit obligation for non-qualified pension plans, was \$224 million for Duke Energy, \$10 million for Duke Energy Carolinas, \$78 million for Progress Energy, \$23 million for Duke Energy Progress, \$31 million for Duke Energy Florida, \$2 million for Duke Energy Ohio, \$2 million for Duke Energy Indiana and \$2 million for Piedmont as of December 31, 2023.

Employer contributions, which equal benefits paid for non-qualified pension plans, were \$24 million for Duke Energy, \$1 million for Duke Energy Carolinas, \$8 million for Progress Energy, \$3 million for Duke Energy Progress and \$3 million for Duke Energy Florida for the year ended December 31, 2023. Employer contributions were not material for Duke Energy Ohio, Duke Energy Indiana or Piedmont for the year ended December 31, 2023.

Net periodic pension costs for non-qualified pension plans were not material for the years ended December 31, 2023, 2022 or 2021.

OTHER POST-RETIREMENT BENEFIT PLANS

Duke Energy provides, and the Subsidiary Registrants participate in, some health care and life insurance benefits for retired employees on a contributory and non-contributory basis. Employees are eligible for these benefits if they have satisfied the applicable eligibility requirements (e.g., age and service) at retirement, as defined in the plans. The health care benefits include medical, dental, vision and prescription drug coverage and are subject to certain limitations, such as deductibles and copayments.

Duke Energy did not make any pre-funding contributions to its other post-retirement benefit plans during the years ended December 31, 2023, 2022 or 2021.

Components of Net Periodic Other Post-Retirement Benefit Costs

(in millions)	Year Ended December 31, 2023							
	Duke Energy	Duke Energy Carolinas	Progress Energy	Duke Energy Progress	Duke Energy Florida	Duke Energy Ohio	Duke Energy Indiana	Piedmont
Service cost	\$ 2	\$ 1	\$ —	\$ —	\$ —	\$ —	\$ —	\$ —
Interest cost on accumulated post-retirement benefit obligation	22	5	9	5	4	1	1	1
Expected return on plan assets	(11)	(7)	—	—	—	—	—	(2)
Amortization of actuarial (gain) loss	(6)	(3)	8	5	2	(2)	(3)	—
Amortization of prior service credit	(23)	(5)	(11)	(6)	(5)	—	(5)	—
Net periodic post-retirement benefit costs ^{(a)(b)}	\$ (16)	\$ (9)	\$ 6	\$ 4	\$ 1	\$ (1)	\$ (7)	\$ (1)

(in millions)	Year Ended December 31, 2022							
	Duke Energy	Duke Energy Carolinas	Progress Energy	Duke Energy Progress	Duke Energy Florida	Duke Energy Ohio	Duke Energy Indiana	Piedmont
Service cost	\$ 3	\$ 1	\$ —	\$ —	\$ —	\$ —	\$ —	\$ —
Interest cost on accumulated post-retirement benefit obligation	17	4	7	4	3	1	1	1
Expected return on plan assets	(10)	(6)	—	—	—	—	—	(2)
Amortization of actuarial loss	2	—	1	1	1	—	—	—
Amortization of prior service credit	(8)	(3)	(2)	(1)	(1)	—	—	(2)
Net periodic post-retirement benefit costs ^{(a)(b)}	\$ 4	\$ (4)	\$ 6	\$ 4	\$ 3	\$ 1	\$ 1	\$ (3)

PART II

DUKE ENERGY CORPORATION • DUKE ENERGY CAROLINAS, LLC • PROGRESS ENERGY, INC. • DUKE ENERGY PROGRESS, LLC •
DUKE ENERGY FLORIDA, LLC • DUKE ENERGY OHIO, INC. • DUKE ENERGY INDIANA, LLC • PIEDMONT NATURAL GAS COMPANY, INC.

Combined Notes to Consolidated Financial Statements – (Continued)

(in millions)	Year Ended December 31, 2021							
	Duke Energy	Duke Energy Carolinas	Progress Energy	Duke Energy Progress	Duke Energy Florida	Duke Energy Ohio	Duke Energy Indiana	Piedmont
Service cost	\$ 4	\$ 1	\$ 1	\$ —	\$ —	\$ —	\$ 1	\$ —
Interest cost on accumulated post-retirement benefit obligation	18	4	7	4	3	1	1	1
Expected return on plan assets	(11)	(7)	—	—	—	—	—	(2)
Amortization of actuarial loss	2	—	1	—	1	—	4	—
Amortization of prior service credit	(13)	(4)	(2)	(1)	(1)	(1)	(1)	(2)
Net periodic post-retirement benefit costs ^{(a)/(b)}	\$ —	\$ (6)	\$ 7	\$ 3	\$ 3	\$ —	\$ 5	\$ (3)

(a) Duke Energy amounts exclude \$4 million, \$4 million and \$5 million for the years ended December 2023, 2022 and 2021, respectively, of regulatory asset amortization resulting from purchase accounting adjustments associated with Duke Energy's merger with Cinergy in April 2006.

(b) Duke Energy Ohio amounts exclude \$1 million, \$1 million and \$1 million for the years ended December 2023, 2022 and 2021, respectively, of regulatory asset amortization resulting from purchase accounting adjustments associated with Duke Energy's merger with Cinergy in April 2006.

Amounts Recognized in Accumulated Other Comprehensive Income and Regulatory Assets and Liabilities

(in millions)	Year Ended December 31, 2023							
	Duke Energy	Duke Energy Carolinas	Progress Energy	Duke Energy Progress	Duke Energy Florida	Duke Energy Ohio	Duke Energy Indiana	Piedmont
Regulatory assets, net increase (decrease)	\$ 73	\$ 79	\$ (7)	\$ (5)	\$ —	\$ (2)	\$ (2)	\$ 1
Regulatory liabilities, net increase (decrease)	\$ 41	\$ 62	\$ —	\$ —	\$ —	\$ (4)	\$ (8)	\$ —
Accumulated other comprehensive (income) loss								
Amortization of prior year service credit	\$ 1	\$ —	\$ —	\$ —	\$ —	\$ —	\$ —	\$ —
Amortization of prior year actuarial gain	—	—	(1)	—	—	—	—	—
Net amount recognized in accumulated other comprehensive income	\$ 1	\$ —	\$ (1)	\$ —	\$ —	\$ —	\$ —	\$ —

(in millions)	Year Ended December 31, 2022							
	Duke Energy	Duke Energy Carolinas	Progress Energy	Duke Energy Progress	Duke Energy Florida	Duke Energy Ohio	Duke Energy Indiana	Piedmont
Regulatory assets, net (decrease) increase	\$ (79)	\$ —	\$ (80)	\$ (45)	\$ (36)	\$ —	\$ (3)	\$ —
Regulatory liabilities, net increase (decrease)	\$ 27	\$ —	\$ —	\$ —	\$ —	\$ —	\$ 19	\$ (5)
Accumulated other comprehensive (income) loss								
Amortization of prior year actuarial gain	\$ 1	\$ —	\$ —	\$ —	\$ —	\$ —	\$ —	\$ —
Net amount recognized in accumulated other comprehensive income	\$ 1	\$ —	\$ —	\$ —	\$ —	\$ —	\$ —	\$ —

PART II

DUKE ENERGY CORPORATION • DUKE ENERGY CAROLINAS, LLC • PROGRESS ENERGY, INC. • DUKE ENERGY PROGRESS, LLC •
DUKE ENERGY FLORIDA, LLC • DUKE ENERGY OHIO, INC. • DUKE ENERGY INDIANA, LLC • PIEDMONT NATURAL GAS COMPANY, INC.

Combined Notes to Consolidated Financial Statements – (Continued)

Reconciliation of Funded Status to Accrued Other Post-Retirement Benefit Costs

(in millions)	Year Ended December 31, 2023							
	Duke Energy	Duke Energy Carolinas	Progress Energy	Duke Energy Progress	Duke Energy Florida	Duke Energy Ohio	Duke Energy Indiana	Piedmont
Change in Projected Benefit Obligation								
Accumulated post-retirement benefit obligation at prior measurement date	\$ 437	\$ 112	\$ 168	\$ 95	\$ 69	\$ 20	\$ 30	\$ 21
Service cost	2	1	—	—	—	—	—	—
Interest cost	22	5	9	5	4	1	1	1
Plan participants' contributions	4	1	1	1	1	—	—	—
Actuarial (gains) losses	(10)	(2)	(10)	(6)	(4)	1	(1)	1
Transfers	(50)	(34)	—	—	—	—	—	(6)
Benefits paid	(58)	(14)	(22)	(11)	(10)	(3)	(6)	(2)
Accumulated post-retirement benefit obligation at measurement date	\$ 347	\$ 69	\$ 146	\$ 84	\$ 60	\$ 19	\$ 24	\$ 15
Change in Fair Value of Plan Assets								
Plan assets at prior measurement date	\$ 162	\$ 105	\$ —	\$ (2)	\$ (2)	\$ 7	\$ 3	\$ 31
401(h) asset transfers	—	(8)	—	—	—	—	—	—
Actual return on plan assets	19	8	—	—	—	1	—	4
Benefits paid	(58)	(14)	(22)	(11)	(10)	(3)	(6)	(2)
Transfers	(13)	4	—	—	—	—	—	(7)
Employer contributions	42	6	20	11	10	2	6	1
Plan participants' contributions	4	1	1	1	1	—	—	—
Plan assets at measurement date	\$ 156	\$ 102	\$ (1)	\$ (1)	\$ (1)	\$ 7	\$ 3	\$ 27
Funded status of plan	\$ (191)	\$ 33	\$ (147)	\$ (85)	\$ (61)	\$ (12)	\$ (21)	\$ 12

(in millions)	Year Ended December 31, 2022							
	Duke Energy	Duke Energy Carolinas	Progress Energy	Duke Energy Progress	Duke Energy Florida	Duke Energy Ohio	Duke Energy Indiana	Piedmont
Change in Projected Benefit Obligation								
Accumulated post-retirement benefit obligation at prior measurement date	\$ 625	\$ 149	\$ 263	\$ 147	\$ 112	\$ 25	\$ 54	\$ 27
Service cost	3	1	—	—	—	—	—	—
Interest cost	17	4	7	4	3	1	1	1
Plan participants' contributions	11	2	4	2	2	1	1	—
Actuarial gains	(80)	(17)	(43)	(27)	(16)	(3)	(1)	(5)
Plan amendments	(71)	(11)	(37)	(18)	(19)	—	(17)	—
Benefits paid	(68)	(16)	(26)	(13)	(13)	(4)	(8)	(2)
Accumulated post-retirement benefit obligation at measurement date	\$ 437	\$ 112	\$ 168	\$ 95	\$ 69	\$ 20	\$ 30	\$ 21
Change in Fair Value of Plan Assets								
Plan assets at prior measurement date	\$ 211	\$ 135	\$ (1)	\$ (2)	\$ (2)	\$ 9	\$ 6	\$ 39
Actual return on plan assets	(31)	(19)	—	—	—	(2)	—	(7)
Benefits paid	(68)	(16)	(26)	(13)	(13)	(4)	(8)	(2)
Employer contributions	39	3	23	11	11	3	4	1
Plan participants' contributions	11	2	4	2	2	1	1	—
Plan assets at measurement date	\$ 162	\$ 105	\$ —	\$ (2)	\$ (2)	\$ 7	\$ 3	\$ 31
Funded status of plan	\$ (275)	\$ (7)	\$ (168)	\$ (97)	\$ (71)	\$ (13)	\$ (27)	\$ 10

Combined Notes to Consolidated Financial Statements – (Continued)

Amounts Recognized in the Consolidated Balance Sheets

(in millions)	December 31, 2023							
	Duke Energy	Duke Energy Carolinas	Progress Energy	Duke Energy Progress	Duke Energy Florida	Duke Energy Ohio	Duke Energy Indiana	Piedmont
Prefunded post-retirement benefit	\$ —	\$ 61	\$ —	\$ —	\$ —	\$ 1	\$ —	\$ 12
Current post-retirement liability ^(a)	12	3	5	3	2	1	—	—
Noncurrent post-retirement liability ^(b)	179	25	142	82	59	12	21	—
Net liability (asset) recognized	\$ 191	\$ (33)	\$ 147	\$ 85	\$ 61	\$ 12	\$ 21	\$ (12)
Regulatory assets	\$ 123	\$ 79	\$ 39	\$ 29	\$ 11	\$ 2	\$ 23	\$ 1
Regulatory liabilities	\$ 230	\$ 106	\$ —	\$ —	\$ —	\$ 17	\$ 74	\$ —
Accumulated other comprehensive (income) loss								
Deferred income tax expense	\$ 3	\$ —	\$ —	\$ —	\$ —	\$ —	\$ —	\$ —
Net actuarial gain	(13)	—	(1)	—	—	—	—	—
Net amounts recognized in accumulated other comprehensive income	\$ (10)	\$ —	\$ (1)	\$ —	\$ —	\$ —	\$ —	\$ —

(in millions)	December 31, 2022							
	Duke Energy	Duke Energy Carolinas	Progress Energy	Duke Energy Progress	Duke Energy Florida	Duke Energy Ohio	Duke Energy Indiana	Piedmont
Prefunded post-retirement benefit	\$ —	\$ —	\$ —	\$ —	\$ —	\$ 1	\$ —	\$ 10
Current post-retirement liability ^(a)	9	—	5	3	2	2	—	—
Noncurrent post-retirement liability ^(b)	266	7	163	94	69	12	27	—
Net liability (asset) recognized	\$ 275	\$ 7	\$ 168	\$ 97	\$ 71	\$ 13	\$ 27	\$ (10)
Regulatory assets	\$ 50	\$ —	\$ 46	\$ 34	\$ 11	\$ 4	\$ 25	\$ —
Regulatory liabilities	\$ 189	\$ 44	\$ —	\$ —	\$ —	\$ 21	\$ 82	\$ —
Accumulated other comprehensive (income) loss								
Deferred income tax expense	\$ 3	\$ —	\$ —	\$ —	\$ —	\$ —	\$ —	\$ —
Prior service credit	(1)	—	—	—	—	—	—	—
Net actuarial gain	(13)	—	—	—	—	—	—	—
Net amounts recognized in accumulated other comprehensive income	\$ (11)	\$ —	\$ —	\$ —	\$ —	\$ —	\$ —	\$ —

(a) Included in Other within Current Liabilities on the Consolidated Balance Sheets.

(b) Included in Accrued pension and other post-retirement benefit costs on the Consolidated Balance Sheets.

Assumptions Used for Other Post-Retirement Benefits Accounting

The discount rate used to determine the current year other post-retirement benefits obligation and following year's other post-retirement benefits expense is based on a bond selection-settlement portfolio approach. This approach develops a discount rate by selecting a portfolio of high-quality corporate bonds that generate sufficient cash flow to provide for projected benefit payments of the plan. The selected bond portfolio is derived from a universe of non-callable

corporate bonds rated Aa quality or higher. After the bond portfolio is selected, a single interest rate is determined that equates the present value of the plan's projected benefit payments discounted at this rate with the market value of the bonds selected.

The average remaining service period of active covered employees is seven years for Duke Energy, Duke Energy Carolinas and Duke Energy Florida, six years for Duke Energy Ohio, Duke Energy Indiana and Piedmont and five years for Progress Energy and Duke Energy Progress.

The following tables present the assumptions used for other post-retirement benefits accounting.

	December 31,		
	2023	2022	2021
Benefit Obligations			
Discount rate	5.40%	5.60%	2.90%
Net Periodic Benefit Cost			
Discount rate	5.60%	2.90%	2.60%
Expected long-term rate of return on plan assets	6.50% – 8.25%	6.50%	6.50%

PART II

DUKE ENERGY CORPORATION • DUKE ENERGY CAROLINAS, LLC • PROGRESS ENERGY, INC. • DUKE ENERGY PROGRESS, LLC •
DUKE ENERGY FLORIDA, LLC • DUKE ENERGY OHIO, INC. • DUKE ENERGY INDIANA, LLC • PIEDMONT NATURAL GAS COMPANY, INC.

Combined Notes to Consolidated Financial Statements – (Continued)

Assumed Health Care Cost Trend Rate

	December 31,	
	2023	2022
Health care cost trend rate assumed for next year – pre-65 trend	6.50%	6.50%
Health care cost trend rate assumed for next year – post-65 trend	—%	6.50%
Rate to which the cost trend is assumed to decline (the ultimate trend rate)	4.75%	4.75%
Year that rate reaches ultimate trend	2031-2032	2030-2032

Expected Benefit Payments

(in millions)	Duke Energy	Duke Energy Carolinas	Progress Energy	Duke Energy Progress	Duke Energy Florida	Duke Energy Ohio	Duke Energy Indiana	Piedmont
Years ending December 31,								
2024	\$ 57	\$ 14	\$ 18	\$ 11	\$ 8	\$ 3	\$ 4	\$ 2
2025	47	11	17	10	7	3	3	2
2026	42	10	15	9	6	3	3	2
2027	37	8	14	8	6	2	3	2
2028	34	7	13	8	5	2	2	2
2029-2033	124	23	55	32	23	7	8	7

PLAN ASSETS

Description and Allocations

Duke Energy Corporation Master Retirement Trust

Assets for both the qualified pension and other post-retirement benefits are maintained in the Duke Energy Corporation Master Retirement Trust. Approximately 98% of the Duke Energy Corporation Master Retirement Trust assets were allocated to qualified pension plans and approximately 2% were allocated to other post-retirement plans (comprised of 401(h) accounts), as of December 31, 2023, and 2022. The investment objective of the Duke Energy Corporation Master Retirement Trust is to invest in a diverse portfolio of assets that is expected to generate positive surplus return over time (i.e., asset growth greater than liability growth) subject to a prudent level of portfolio risk, for the purpose of enhancing the security of benefits for plan participants.

As of December 31, 2023, Duke Energy assumes qualified pension and other post-retirement plan assets will generate a long-term rate of return of 8.50% for the RCBP pension and RCBP 401(h) account assets and 7.00% for the DELPP pension and DELPP 401(h) account assets. The expected long-term rate of return was developed using a weighted average calculation of expected returns based primarily on future expected returns across asset classes considering the use of active asset managers, where applicable. The asset allocation targets were set after considering the investment objective and the risk profile. Equity securities are held for their higher expected returns. Debt securities are primarily held to hedge the qualified pension plan. Return seeking debt securities, hedge funds and other global securities are held for diversification. Investments within asset classes are diversified to achieve broad market participation and reduce the impact of individual managers or investments.

Effective January 1, 2024, the target asset allocation for the RCBP assets is 35% liability hedging and 65% return-seeking assets and the target asset allocation for the DELPP assets is 80% liability hedging assets and 20% return-seeking assets. Duke Energy periodically reviews its asset allocation

targets, and over time, as the funded status of the benefit plans increase, the level of asset risk relative to plan liabilities may be reduced to better manage Duke Energy's benefit plan liabilities and reduce funded status volatility.

The Duke Energy Corporation Master Retirement Trust is authorized to engage in the lending of certain plan assets. Securities lending is an investment management enhancement that utilizes certain existing securities of the Duke Energy Corporation Master Retirement Trust to earn additional income. Securities lending involves the loaning of securities to approved parties. In return for the loaned securities, the Duke Energy Corporation Master Retirement Trust receives collateral in the form of cash and securities as a safeguard against possible default of any borrower on the return of the loan under terms that permit the Duke Energy Corporation Master Retirement Trust to sell the securities. The Duke Energy Corporation Master Retirement Trust mitigates credit risk associated with securities lending arrangements by monitoring the fair value of the securities loaned, with additional collateral obtained or refunded as necessary. Effective December 31, 2023, the Duke Energy Corporation Master Retirement Trust discontinued lending plan assets. The fair value of securities on loan was approximately \$ 2 million and \$ 390 million at December 31, 2023, and 2022, respectively. Cash and securities obtained as collateral exceeded the fair value of the securities loaned at December 31, 2023, and 2022, respectively. Securities lending income earned by the Duke Energy Corporation Master Retirement Trust was immaterial for the years ended December 31, 2023, 2022 and 2021, respectively.

Qualified pension and other post-retirement benefits for the Subsidiary Registrants are derived from the Duke Energy Corporation Master Retirement Trust, as such, each are allocated their proportionate share of the assets discussed below.

PART II

DUKE ENERGY CORPORATION • DUKE ENERGY CAROLINAS, LLC • PROGRESS ENERGY, INC. • DUKE ENERGY PROGRESS, LLC •
DUKE ENERGY FLORIDA, LLC • DUKE ENERGY OHIO, INC. • DUKE ENERGY INDIANA, LLC • PIEDMONT NATURAL GAS COMPANY, INC.

Combined Notes to Consolidated Financial Statements – (Continued)

The following table includes the target asset allocations by asset class at December 31, 2023, and the actual asset allocations for the RCBP assets.

	Target Allocation	Actual Allocation at December 31,	
		2023	2022
Global equity securities	45%	45%	49%
Global private equity securities	2%	2%	2%
Debt securities	35%	35%	30%
Return seeking debt securities	7%	6%	7%
Hedge funds	4%	4%	6%
Real estate and cash	7%	8%	6%
Total	100%	100%	100%

The following table includes the target asset allocations by asset class at December 31, 2023, and the actual asset allocations for the DELPP assets.

	Target Allocation	Actual Allocation at December 31,	
		2023	2022
Global equity securities	14%	14%	14%
Global private equity securities	1%	—%	—%
Debt securities	80%	79%	80%
Return seeking debt securities	2%	2%	2%
Hedge funds	1%	2%	2%
Real estate and cash	2%	3%	2%
Total	100%	100%	100%

Other post-retirement assets

Duke Energy's other post-retirement assets are comprised of Voluntary Employees' Beneficiary Association (VEBA) trusts and 401(h) accounts held within the Duke Energy Corporation Master Retirement Trust. Duke Energy's investment objective is to achieve sufficient returns, subject to a prudent level of portfolio risk, for the purpose of promoting the security of plan benefits for participants.

The following table presents target and actual asset allocations for the VEBA trusts at December 31, 2023.

	Target Allocation	Actual Allocation at December 31,	
		2023	2022
U.S. equity securities	29%	30%	12%
Non-U.S. equity securities	15%	15%	5%
Real estate	5%	7%	3%
Debt securities	47%	30%	11%
Cash	4%	18%	69%
Total	100%	100%	100%

Fair Value Measurements

Duke Energy classifies recurring and non-recurring fair value measurements based on the fair value hierarchy as discussed in Note 17.

Valuation methods of the primary fair value measurements disclosed below are as follows:

Investments in equity securities

Investments in equity securities are typically valued at the closing price in the principal active market as of the last business day of the reporting period. Principal active markets for equity prices include published exchanges such as NASDAQ and NYSE. Foreign equity prices are translated from their trading currency using the currency exchange rate in effect at the close of the principal active market. Prices have not been adjusted to reflect after-hours market activity. The majority of investments in equity securities are valued using Level 1 measurements. When the price of an institutional commingled fund is unpublished, it is not categorized in the fair value hierarchy, even though the funds are readily available at the fair value.

Investments in corporate debt securities and U.S. government securities

Most debt investments are valued based on a calculation using interest rate curves and credit spreads applied to the terms of the debt instrument (maturity and coupon interest rate) and consider the counterparty credit rating. Most debt valuations are Level 2 measurements. If the market for a particular fixed-income security is relatively inactive or illiquid, the measurement is Level 3. U.S. Treasury debt is typically Level 2.

Investments in short-term investment funds

Investments in short-term investment funds are valued at the net asset value of units held at year end and are readily redeemable at the measurement date. Investments in short-term investment funds with published prices are valued as Level 1. Investments in short-term investment funds with unpublished prices are valued as Level 2.

PART II

DUKE ENERGY CORPORATION • DUKE ENERGY CAROLINAS, LLC • PROGRESS ENERGY, INC. • DUKE ENERGY PROGRESS, LLC •
DUKE ENERGY FLORIDA, LLC • DUKE ENERGY OHIO, INC. • DUKE ENERGY INDIANA, LLC • PIEDMONT NATURAL GAS COMPANY, INC.

Combined Notes to Consolidated Financial Statements – (Continued)

Duke Energy Corporation Master Retirement Trust

The following tables provide the fair value measurement amounts for the Duke Energy Corporation Master Retirement Trust qualified pension and other post-retirement assets.

(in millions)	December 31, 2023				
	Total Fair Value	Level 1	Level 2	Level 3	Not Categorized ^(b)
Equity securities	\$ 2,221	\$ 1,995	\$ 211	\$ —	\$ 15
Corporate debt securities	2,807	—	2,807	—	—
Short-term investment funds	233	—	233	—	—
Partnership interests	76	—	—	76	—
Hedge funds	164	—	—	—	164
U.S. government securities	1,571	—	1,571	—	—
Governments bonds – foreign	107	—	107	—	—
Cash	7	7	—	—	—
Government and commercial mortgage-backed securities	1	—	1	—	—
Net pending transactions and other investments	54	40	14	—	—
Total assets^(a)	\$ 7,241	\$ 2,042	\$ 4,944	\$ 76	\$ 179

(a) Duke Energy Carolinas, Progress Energy, Duke Energy Progress, Duke Energy Florida, Duke Energy Ohio, Duke Energy Indiana and Piedmont were allocated approximately 27%, 33%, 15%, 18%, 5%, 7% and 3%, respectively, of the Duke Energy Corporation Master Retirement Trust at December 31, 2023. Accordingly, all amounts included in the table above are allocable to the Subsidiary Registrants using these percentages.

(b) Certain investments that are measured at fair value using the net asset value per share practical expedient have not been categorized in the fair value hierarchy.

(in millions)	December 31, 2022				
	Total Fair Value	Level 1	Level 2	Level 3	Not Categorized ^(b)
Equity securities	\$ 2,234	\$ 2,014	\$ 194	\$ —	\$ 26
Corporate debt securities	2,944	—	2,944	—	—
Short-term investment funds	193	1	192	—	—
Partnership interests	62	—	—	62	—
Hedge funds	209	—	—	—	209
U.S. government securities	1,254	—	1,254	—	—
Governments bonds – foreign	112	—	112	—	—
Cash	45	45	—	—	—
Government and commercial mortgage-backed securities	6	—	6	—	—
Net pending transactions and other investments	14	5	9	—	—
Total assets^(a)	\$ 7,073	\$ 2,065	\$ 4,711	\$ 62	\$ 235

(a) Duke Energy Carolinas, Progress Energy, Duke Energy Progress, Duke Energy Florida, Duke Energy Ohio, Duke Energy Indiana and Piedmont were allocated approximately 27%, 33%, 15%, 18%, 5%, 7% and 3%, respectively, of the Duke Energy Corporation Master Retirement Trust at December 31, 2022. Accordingly, all amounts included in the table above are allocable to the Subsidiary Registrants using these percentages.

(b) Certain investments that are measured at fair value using the net asset value per share practical expedient have not been categorized in the fair value hierarchy.

The following table provides a reconciliation of beginning and ending balances of Duke Energy Corporation Master Retirement Trust qualified pension and other post-retirement assets at fair value on a recurring basis where the determination of fair value includes significant unobservable inputs (Level 3).

(in millions)	2023	2022
Balance at January 1	\$ 62	\$ 95
Sales	(8)	(18)
Total gains and other, net	22	(8)
Transfer of Level 3 assets from other classifications	—	(7)
Balance at December 31	\$ 76	\$ 62

PART II

DUKE ENERGY CORPORATION • DUKE ENERGY CAROLINAS, LLC • PROGRESS ENERGY, INC. • DUKE ENERGY PROGRESS, LLC •
DUKE ENERGY FLORIDA, LLC • DUKE ENERGY OHIO, INC. • DUKE ENERGY INDIANA, LLC • PIEDMONT NATURAL GAS COMPANY, INC.

Combined Notes to Consolidated Financial Statements – (Continued)

Other post-retirement assets

The following tables provide the fair value measurement amounts for VEBA trust assets.

(in millions)	December 31, 2023	
	Total Fair Value	Level 2
Cash and cash equivalents	\$ 4	\$ 4
Real estate	1	1
Equity securities	9	9
Debt securities	6	6
Total assets	\$20	\$ 20

(in millions)	December 31, 2022	
	Total Fair Value	Level 2
Cash and cash equivalents	\$11	\$11
Real estate	2	2
Equity securities	12	12
Debt securities	8	8
Total assets	\$33	\$33

EMPLOYEE SAVINGS PLANS

Retirement Savings Plan

Duke Energy Corporation sponsors, and the Subsidiary Registrants participate in, employee savings plans that cover substantially all U.S. employees. Most employees participate in a matching contribution formula where Duke Energy provides a matching contribution generally equal to 100%

of employee before-tax and Roth 401(k) contributions of up to 6% of eligible pay per pay period. Dividends on Duke Energy shares held by the savings plans are charged to retained earnings when declared and shares held in the plans are considered outstanding in the calculation of basic and diluted EPS. For new and rehired employees who are not eligible to participate in Duke Energy’s defined benefit plans, an additional employer contribution of 4% of eligible pay per pay period, which is subject to a three-year vesting schedule, is provided to the employee’s savings plan account.

The following table includes pretax employer matching contributions made by Duke Energy and expensed by the Subsidiary Registrants.

(in millions)	Duke Energy	Duke Energy Carolinas	Progress Energy	Duke Energy Progress	Duke Energy Florida	Duke Energy Ohio	Duke Energy Indiana	Piedmont
Years ended December 31, 2023	\$ 238	\$ 75	\$ 62	\$ 40	\$ 22	\$ 6	\$ 13	\$ 13
2022	246	76	65	43	22	6	12	13
2021	229	70	60	39	21	5	12	11

24. INCOME TAXES

Inflation Reduction Act

On August 16, 2022, the IRA was signed into law. Among other provisions, the IRA implemented a new 15% corporate alternative minimum tax based on GAAP net income, with certain adjustments as defined by the IRA, and clean energy-related provisions. The IRA’s clean energy provisions included, among other provisions, the extension and modification of existing investment and PTCs for projects placed in service through 2024 and introduced new technology-neutral clean energy related credits beginning in 2025. In addition, the IRA created a new, zero-emission nuclear power PTC and a clean hydrogen PTC.

of the IRA being signed into law. Based on the review of the IRA provisions, future annual cash flow impacts related to the energy credits could be material to the Duke Energy Registrants. However, the majority of Duke Energy’s operations are regulated and the FERC and state utility commissions will determine the regulatory treatment. We anticipate the Subsidiary Registrants will defer and expect to pass along the net financial impact associated with the IRA to customers over time. See Note 4 for further details on the IRA as it relates to Duke Energy Florida. Duke Energy will continue to assess the IRA as new information and anticipated guidance from the U.S. Department of the Treasury becomes available.

There were no material impacts on the results of operations, financial position, or cash flows in the periods presented for the Duke Energy Registrants as a result

Combined Notes to Consolidated Financial Statements – (Continued)

North Carolina's 2021 Appropriations Act

On November 18, 2021, North Carolina Senate Bill 105 (SB 105) was signed into law. Starting with tax year 2025, SB 105 begins phasing out the North Carolina corporate income tax rate over five years, from a statutory rate of 2.5% to zero. Duke Energy recorded a net reduction of approximately \$490 million to its North Carolina deferred tax liability in the fourth quarter of 2021. The majority of this deferred tax liability reduction was offset by recording a regulatory liability pending NCUC determination of the disposition of the amounts related to Duke Energy

Carolinas, Duke Energy Progress and Piedmont. In addition, Duke Energy recorded a net reduction of North Carolina consolidating deferred tax assets of approximately \$25 million to deferred state income tax expense in the fourth quarter of 2021. North Carolina SB 105 did not have a significant impact on the financial position, results of operation, or cash flows of Duke Energy, Duke Energy Carolinas, Progress Energy, Duke Energy Progress or Piedmont.

Income Tax Expense

Components of Income Tax Expense

Tax benefit from discontinued operations, in the following tables, includes income tax benefits related to the Commercial Renewables Disposal Groups. See Note 2 for further details.

(in millions)	Year Ended December 31, 2023							
	Duke Energy	Duke Energy Carolinas	Progress Energy	Duke Energy Progress	Duke Energy Florida	Duke Energy Ohio	Duke Energy Indiana	Piedmont
Current income taxes								
Federal ^(b)	\$ 71	\$ 173	\$ 459	\$ 198	\$ 279	\$ (46)	\$ 10	\$ 44
State	1	22	38	4	71	(3)	9	3
Foreign	3	—	—	—	—	—	—	—
Total current income taxes	75	195	497	202	350	(49)	19	47
Deferred income taxes								
Federal	319	(43)	(154)	(69)	(89)	111	77	25
State	53	(7)	38	19	—	1	14	12
Total deferred income taxes ^(a)	372	(50)	(116)	(50)	(89)	112	91	37
ITC amortization	(9)	(4)	(4)	(3)	—	—	—	—
Income tax expense from continuing operations	438	141	377	149	261	63	110	84
Tax benefit from discontinued operations	(359)	—	—	—	—	—	—	—
Total income tax expense included in Consolidated Statements of Operations	\$ 79	\$ 141	\$ 377	\$ 149	\$ 261	\$ 63	\$ 110	\$ 84

(a) Total deferred income taxes includes the utilization of NOL carryforwards and tax credit carryforwards of \$214 million at Duke Energy and \$54 million at Duke Energy Indiana. In addition, total deferred income taxes includes the generation of NOL carryforwards and tax credit carryforwards of \$2 million at Duke Energy Carolinas, \$116 million at Progress Energy, \$59 million at Duke Energy Progress, \$5 million at Duke Energy Florida, \$22 million at Duke Energy Ohio, and \$15 million at Piedmont.

(b) Total current federal income tax at Duke Energy includes corporate alternative minimum tax, net of tax credit utilization, of \$69 million. In addition, under the IRA transferability provision, Progress Energy elected to sell \$28 million of PTCs generated by Duke Energy Florida. Cash received and paid related to the transfer of tax credits is included in Cash paid for (received from) income taxes on the Consolidated Statements of Cash Flows.

PART II

DUKE ENERGY CORPORATION • DUKE ENERGY CAROLINAS, LLC • PROGRESS ENERGY, INC. • DUKE ENERGY PROGRESS, LLC •
DUKE ENERGY FLORIDA, LLC • DUKE ENERGY OHIO, INC. • DUKE ENERGY INDIANA, LLC • PIEDMONT NATURAL GAS COMPANY, INC.

Combined Notes to Consolidated Financial Statements – (Continued)

(in millions)	Year Ended December 31, 2022							
	Duke Energy	Duke Energy Carolinas	Progress Energy	Duke Energy Progress	Duke Energy Florida	Duke Energy Ohio	Duke Energy Indiana	Piedmont
Current income taxes								
Federal	\$ 1	\$ (71)	\$ (13)	\$ 37	\$ (37)	\$ (2)	\$ 38	\$ 32
State	(8)	(13)	(3)	—	(23)	1	2	2
Foreign	4	—	—	—	—	—	—	—
Total current income taxes	(3)	(84)	(16)	37	(60)	(1)	40	34
Deferred income taxes								
Federal	328	230	310	118	201	(22)	(63)	12
State	(14)	(16)	59	7	84	3	—	(7)
Total deferred income taxes ^(a)	314	214	369	125	285	(19)	(63)	5
ITC amortization	(11)	(4)	(5)	(4)	—	(1)	(1)	—
Income tax expense from continuing operations	300	126	348	158	225	(21)	(24)	39
Tax benefit from discontinued operations	(503)	—	—	—	—	—	—	—
Total income tax (benefit) expense included in Consolidated Statements of Operations	\$ (203)	\$ 126	\$ 348	\$ 158	\$ 225	\$ (21)	\$ (24)	\$ 39

(a) Total deferred income taxes includes the generation of NOL carryforwards and tax credit carryforwards of \$550 million at Duke Energy, \$97 million at Duke Energy Carolinas, \$128 million at Progress Energy, \$9 million at Duke Energy Progress, \$111 million at Duke Energy Florida, \$7 million at Duke Energy Ohio, \$13 million at Duke Energy Indiana, and \$12 million at Piedmont.

(in millions)	Year Ended December 31, 2021							
	Duke Energy	Duke Energy Carolinas	Progress Energy	Duke Energy Progress	Duke Energy Florida	Duke Energy Ohio	Duke Energy Indiana	Piedmont
Current income taxes								
Federal	\$ (2)	\$ 241	\$ (15)	\$ 113	\$ (75)	\$ (8)	\$ 65	\$ 23
State	1	23	(4)	8	(17)	(2)	7	3
Foreign	2	—	—	—	—	—	—	—
Total current income taxes	1	264	(19)	121	(92)	(10)	72	26
Deferred income taxes								
Federal	275	(130)	203	(16)	202	35	19	17
State	—	(79)	47	(26)	77	5	16	(13)
Total deferred income taxes ^(a)	275	(209)	250	(42)	279	40	35	4
ITC amortization	(8)	(4)	(4)	(4)	—	—	—	—
Income tax expense from continuing operations	268	51	227	75	187	30	107	30
Tax benefit from discontinued operations	(76)	—	—	—	—	—	—	—
Total income tax expense included in Consolidated Statements of Operations	\$ 192	\$ 51	\$ 227	\$ 75	\$ 187	\$ 30	\$ 107	\$ 30

(a) Total deferred income taxes includes the generation of NOL carryforwards and tax credit carryforwards of \$32 million at Duke Energy Carolinas, \$8 million at Duke Energy Indiana, and \$3 million at Piedmont. In addition, total deferred income taxes includes utilization of NOL carryforwards and tax credit carryforwards of \$250 million at Duke Energy, \$95 million at Progress Energy, \$14 million at Duke Energy Progress, \$64 million at Duke Energy Florida and \$2 million at Duke Energy Ohio.

Duke Energy Income from Continuing Operations before Income Taxes

(in millions)	Years Ended December 31,		
	2023	2022	2021
Domestic	\$ 4,700	\$ 3,991	\$ 3,947
Foreign	67	87	44
Income from continuing operations before income taxes	\$ 4,767	\$ 4,078	\$ 3,991

PART II

DUKE ENERGY CORPORATION • DUKE ENERGY CAROLINAS, LLC • PROGRESS ENERGY, INC. • DUKE ENERGY PROGRESS, LLC •
DUKE ENERGY FLORIDA, LLC • DUKE ENERGY OHIO, INC. • DUKE ENERGY INDIANA, LLC • PIEDMONT NATURAL GAS COMPANY, INC.

Combined Notes to Consolidated Financial Statements – (Continued)

Statutory Rate Reconciliation

The following tables present a reconciliation of income tax expense at the U.S. federal statutory tax rate to the actual tax expense from continuing operations.

(in millions)	Year Ended December 31, 2023							
	Duke Energy	Duke Energy Carolinas	Progress Energy	Duke Energy Progress	Duke Energy Florida	Duke Energy Ohio	Duke Energy Indiana	Piedmont
Income tax expense, computed at the statutory rate of 21%	\$ 1,001	\$ 338	\$ 490	\$ 241	\$ 268	\$ 83	\$ 128	\$ 97
State income tax, net of federal income tax effect	43	12	60	18	56	(2)	18	12
Amortization of EDIT	(388)	(197)	(114)	(91)	(23)	(22)	(33)	(20)
AFUDC equity income	(41)	(19)	(14)	(11)	(3)	(2)	(2)	(4)
AFUDC equity depreciation	37	18	13	6	7	2	4	—
Tax credits ^(b)	(63)	(11)	(46)	(7)	(39)	(2)	(2)	(1)
Interest on company-owned life insurance ^(a)	(114)	—	—	—	—	—	—	—
Other items, net	(37)	—	(12)	(7)	(5)	6	(3)	—
Income tax expense from continuing operations	\$ 438	\$ 141	\$ 377	\$ 149	\$ 261	\$ 63	\$ 110	\$ 84
Effective tax rate	9.2%	8.8%	16.2%	13.0%	20.4%	15.9%	18.1%	18.1%

(a) During 2023, the Company evaluated the deductibility of certain items spanning periods currently open under federal statute, including items related to interest on company-owned life insurance. As a result of this analysis, the Company recorded a favorable federal adjustment of approximately \$114 million and a favorable state adjustment of approximately \$6 million. The favorable state adjustment is included in State income tax, net of federal income tax effect, in the above table.

(b) Tax credits at Progress Energy and Duke Energy Florida include \$28 million of certain eligible PTCs, net of discount, that were elected to be sold in 2023 under the transferability provisions of the IRA. Cash received and paid related to the transfer of tax credits is included in Cash paid for (received from) income taxes on the Consolidated Statements of Cash Flows.

(in millions)	Year Ended December 31, 2022							
	Duke Energy	Duke Energy Carolinas	Progress Energy	Duke Energy Progress	Duke Energy Florida	Duke Energy Ohio	Duke Energy Indiana	Piedmont
Income tax expense, computed at the statutory rate of 21%	\$ 856	\$ 362	\$ 457	\$ 245	\$ 238	\$ 59	\$ 24	\$ 76
State income tax, net of federal income tax effect	(17)	(23)	44	6	48	3	2	(4)
Amortization of EDIT	(481)	(195)	(133)	(74)	(59)	(79)	(48)	(23)
AFUDC equity income	(41)	(20)	(14)	(11)	(3)	(1)	(2)	(2)
AFUDC equity depreciation	36	18	12	6	6	1	4	—
Other tax credits	(43)	(12)	(16)	(9)	(7)	(2)	(3)	(8)
Other items, net	(10)	(4)	(2)	(5)	2	(2)	(1)	—
Income tax expense (benefit) from continuing operations	\$ 300	\$ 126	\$ 348	\$ 158	\$ 225	\$ (21)	\$ (24)	\$ 39
Effective tax rate	7.4%	7.3%	16.0%	13.6%	19.8%	(7.5)%	(21.2)%	10.8%

(in millions)	Year Ended December 31, 2021							
	Duke Energy	Duke Energy Carolinas	Progress Energy	Duke Energy Progress	Duke Energy Florida	Duke Energy Ohio	Duke Energy Indiana	Piedmont
Income tax expense, computed at the statutory rate of 21%	\$ 838	\$ 291	\$ 384	\$ 224	\$ 194	\$ 49	\$ 123	\$ 71
State income tax, net of federal income tax effect	1	(44)	34	(14)	47	2	18	(8)
Amortization of EDIT	(438)	(184)	(174)	(120)	(54)	(22)	(34)	(25)
AFUDC equity income	(34)	(14)	(11)	(7)	(3)	(2)	(4)	(4)
AFUDC equity depreciation	35	18	10	5	5	2	5	—
Other tax credits	(30)	(12)	(11)	(8)	(3)	(1)	(2)	(4)
Valuation allowance ^(a)	(85)	—	—	—	—	—	—	—
Other items, net	(19)	(4)	(5)	(5)	1	2	1	—
Income tax expense from continuing operations	\$ 268	\$ 51	\$ 227	\$ 75	\$ 187	\$ 30	\$ 107	\$ 30
Effective tax rate	6.7%	3.7%	12.4%	7.0%	20.2%	12.8%	18.2%	8.8%

(a) In 2021, the Company recognized a federal capital gain in the amount of \$426 million. As a result, a valuation allowance of \$85 million related to a federal capital loss carryforward was released. This valuation allowance was originally recorded as a result of the 2019 sale of minority interest of certain renewable assets within the Commercial Renewables Disposal Groups.

Valuation allowances have been established for certain state NOL carryforwards and state income tax credits that reduce deferred tax assets to an amount that will be realized on a more-likely-than-not basis. The net change in the total valuation allowance is included in state income tax, net of federal income tax effect, in the above tables.

Combined Notes to Consolidated Financial Statements – (Continued)

DEFERRED TAXES

Net Deferred Income Tax Liability Components

(in millions)	December 31, 2023							
	Duke Energy	Duke Energy Carolinas	Progress Energy	Duke Energy Progress	Duke Energy Florida	Duke Energy Ohio	Duke Energy Indiana	Piedmont
Deferred credits and other liabilities	\$ 327	\$ 194	\$ 77	\$ 21	\$ 56	\$ 13	\$ 18	\$ 42
Lease obligations	418	86	256	179	77	4	15	3
Pension, post-retirement and other employee benefits	65	(41)	(22)	(1)	(25)	5	2	(5)
Progress Energy merger purchase accounting adjustments ^(a)	260	—	—	—	—	—	—	—
Tax credits and NOL carryforwards	4,489	445	686	230	425	44	154	50
Regulatory liabilities and deferred credits	—	—	—	—	—	—	47	—
Investments and other assets	—	—	—	—	—	—	1	—
Other	102	29	22	12	8	5	5	9
Valuation allowance	(544)	—	—	—	—	—	—	—
Total deferred income tax assets	5,117	713	1,019	441	541	71	242	99
Investments and other assets	(1,812)	(1,213)	(596)	(520)	(91)	—	—	(37)
Accelerated depreciation rates	(11,969)	(3,411)	(4,557)	(1,823)	(2,778)	(1,314)	(1,678)	(944)
Regulatory assets and deferred debits, net	(1,892)	(468)	(1,063)	(658)	(405)	(29)	—	(51)
Total deferred income tax liabilities	(15,673)	(5,092)	(6,216)	(3,001)	(3,274)	(1,343)	(1,678)	(1,032)
Net deferred income tax liabilities	\$ (10,556)	\$ (4,379)	\$ (5,197)	\$ (2,560)	\$ (2,733)	\$ (1,272)	\$ (1,436)	\$ (933)

(a) Primarily related to lease obligations and debt fair value adjustments.

The following table presents the expiration of tax credits and NOL carryforwards.

(in millions)	December 31, 2023			
	Amount	Expiration Year		
General Business Credits	\$ 2,388	2029	—	2043
Foreign Tax Credits ^(d)	1,155	2024	—	2028
State Carryforwards and Credits ^{(b)(e)}	390	2024	—	Indefinite
Corporate AMT Credits	278			Indefinite
Federal Capital Loss ^(f)	73	2027	—	2028
Federal NOL carryforwards ^{(a)(e)}	193	2024	—	Indefinite
Foreign NOL carryforwards ^(c)	12	2027	—	2038
Total tax credits and NOL carryforwards	\$ 4,489			

(a) A valuation allowance of \$4 million has been recorded on the Federal NOL carryforwards, as presented in the Net Deferred Income Tax Liability Components table.

(b) A valuation allowance of \$110 million has been recorded on the state NOL and attribute carryforwards, as presented in the Net Deferred Income Tax Liability Components table.

(c) A valuation allowance of \$12 million has been recorded on the foreign NOL carryforwards, as presented in the Net Deferred Income Tax Liability Components table.

(d) A valuation allowance of \$389 million has been recorded on the foreign tax credits, as presented in the Net Deferred Income Tax Liability Components table.

(e) Indefinite carryforward for Federal NOLs, and NOLs for states that have adopted the Tax Act's NOL provisions, generated in tax years beginning after December 31, 2017.

(f) A valuation allowance of \$29 million has been recorded on the Federal Capital Loss, as presented in the Net Deferred Income Tax Liability Components table.

PART II

DUKE ENERGY CORPORATION • DUKE ENERGY CAROLINAS, LLC • PROGRESS ENERGY, INC. • DUKE ENERGY PROGRESS, LLC •
DUKE ENERGY FLORIDA, LLC • DUKE ENERGY OHIO, INC. • DUKE ENERGY INDIANA, LLC • PIEDMONT NATURAL GAS COMPANY, INC.

Combined Notes to Consolidated Financial Statements – (Continued)

(in millions)	December 31, 2022							
	Duke Energy	Duke Energy Carolinas	Progress Energy	Duke Energy Progress	Duke Energy Florida	Duke Energy Ohio	Duke Energy Indiana	Piedmont
Deferred credits and other liabilities	\$ 348	\$ 170	\$ 117	\$ 33	\$ 83	\$ 12	\$ 23	\$ 24
Lease obligations	405	89	263	197	65	4	15	3
Pension, post-retirement and other employee benefits	192	(1)	12	18	(10)	9	10	(2)
Progress Energy merger purchase accounting adjustments ^(a)	301	—	—	—	—	—	—	—
Tax credits and NOL carryforwards	4,426	444	618	167	412	20	208	37
Regulatory liabilities and deferred credits	—	—	—	—	—	3	61	—
Investments and other assets	—	—	—	—	—	3	—	—
Other	106	18	22	12	10	5	2	9
Valuation allowance	(519)	—	—	—	—	—	—	—
Total deferred income tax assets	5,259	720	1,032	427	560	56	319	71
Investments and other assets	(1,671)	(983)	(521)	(432)	(102)	—	(12)	(28)
Accelerated depreciation rates	(11,478)	(3,410)	(4,358)	(1,844)	(2,576)	(1,192)	(1,606)	(892)
Regulatory assets and deferred debits, net	(2,074)	(480)	(1,300)	(628)	(671)	—	—	(21)
Total deferred income tax liabilities	(15,223)	(4,873)	(6,179)	(2,904)	(3,349)	(1,192)	(1,618)	(941)
Net deferred income tax liabilities	\$ (9,964)	\$ (4,153)	\$ (5,147)	\$ (2,477)	\$ (2,789)	\$ (1,136)	\$ (1,299)	\$ (870)

(a) Primarily related to lease obligations and debt fair value adjustments.

UNRECOGNIZED TAX BENEFITS

The following tables present changes to unrecognized tax benefits.

(in millions)	Year Ended December 31, 2023							
	Duke Energy	Duke Energy Carolinas	Progress Energy	Duke Energy Progress	Duke Energy Florida	Duke Energy Ohio	Duke Energy Indiana	Piedmont
Unrecognized tax benefits – January 1	\$ 65	\$ 17	\$ 19	\$ 13	\$ 5	\$ 1	\$ 2	\$ 9
Gross decreases – tax positions in prior periods	(15)	—	—	—	—	—	—	—
Gross increases – current period tax positions	12	4	5	5	1	1	1	2
Total changes	(3)	4	5	5	1	1	1	2
Unrecognized tax benefits – December 31	\$ 62	\$ 21	\$ 24	\$ 18	\$ 6	\$ 2	\$ 3	\$ 11

(in millions)	Year Ended December 31, 2022							
	Duke Energy	Duke Energy Carolinas	Progress Energy	Duke Energy Progress	Duke Energy Florida	Duke Energy Ohio	Duke Energy Indiana	Piedmont
Unrecognized tax benefits – January 1	\$ 51	\$ 13	\$ 15	\$ 10	\$ 4	\$ 1	\$ 2	\$ 4
Gross increases – current period tax positions	14	4	4	3	1	—	—	5
Total changes	14	4	4	3	1	—	—	5
Unrecognized tax benefits – December 31	\$ 65	\$ 17	\$ 19	\$ 13	\$ 5	\$ 1	\$ 2	\$ 9

PART II

DUKE ENERGY CORPORATION • DUKE ENERGY CAROLINAS, LLC • PROGRESS ENERGY, INC. • DUKE ENERGY PROGRESS, LLC •
DUKE ENERGY FLORIDA, LLC • DUKE ENERGY OHIO, INC. • DUKE ENERGY INDIANA, LLC • PIEDMONT NATURAL GAS COMPANY, INC.

Combined Notes to Consolidated Financial Statements – (Continued)

(in millions)	Year Ended December 31, 2021							
	Duke Energy	Duke Energy Carolinas	Progress Energy	Duke Energy Progress	Duke Energy Florida	Duke Energy Ohio	Duke Energy Indiana	Piedmont
Unrecognized tax benefits – January 1	\$ 125	\$ 10	\$ 10	\$ 6	\$ 3	\$ 1	\$ 1	\$ 1
Gross decreases – tax positions in prior periods ^(a)	(86)	—	—	—	—	—	—	—
Gross increases – current period tax positions	12	3	5	4	1	—	1	3
Total changes	(74)	3	5	4	1	—	1	3
Unrecognized tax benefits – December 31	\$ 51	\$ 13	\$ 15	\$ 10	\$ 4	\$ 1	\$ 2	\$ 4

(a) In 2021, the Company recognized a federal capital gain in the amount of \$426 million. As a result of the capital gain, a previously recorded unrecognized tax benefit related to the character of a taxable loss has been reversed. See note (a) under the Statutory Rate Reconciliation table for more details.

The following table includes additional information regarding the Duke Energy Registrants' unrecognized tax benefits at December 31, 2023. None of Duke Energy Registrants anticipates a material increase or decrease in unrecognized tax benefits within the next 12 months.

(in millions)	December 31, 2023							
	Duke Energy	Duke Energy Carolinas	Progress Energy	Duke Energy Progress	Duke Energy Florida	Duke Energy Ohio	Duke Energy Indiana	Piedmont
Amount that if recognized, would affect the effective tax rate or regulatory liability ^(a)	\$ 57	\$ 20	\$ 22	\$ 16	\$ 6	\$ 2	\$ 3	\$ 10

(a) The Duke Energy Registrants are unable to estimate the specific amounts that would affect the ETR versus the regulatory liability.

Duke Energy and its subsidiaries are no longer subject to federal, state, local or non-U.S. income tax examinations by tax authorities for years before 2018, aside from certain tax attributes carried forward for utilization in future years.

25. OTHER INCOME AND EXPENSES, NET

The components of Other income and expenses, net on the Consolidated Statements of Operations are as follows.

(in millions)	Year Ended December 31, 2023							
	Duke Energy	Duke Energy Carolinas	Progress Energy	Duke Energy Progress	Duke Energy Florida	Duke Energy Ohio	Duke Energy Indiana	Piedmont
Interest income	\$ 29	\$ 10	\$ 14	\$ 9	\$ 7	\$ 25	\$ 25	\$ 19
AFUDC equity	198	91	67	52	15	9	10	21
Post-in-service equity returns	39	19	19	19	—	1	—	—
Nonoperating income, other	332	118	101	44	56	6	41	17
Other income and expense, net	\$598	\$238	\$201	\$124	\$78	\$41	\$76	\$57

(in millions)	Year Ended December 31, 2022							
	Duke Energy	Duke Energy Carolinas	Progress Energy	Duke Energy Progress	Duke Energy Florida	Duke Energy Ohio	Duke Energy Indiana	Piedmont
Interest income	\$ 27	\$ 2	\$ 24	\$ 4	\$ 20	\$ 11	\$ 15	\$ 19
AFUDC equity	197	98	68	52	16	7	13	11
Post-in-service equity returns	34	14	18	18	—	1	1	—
Nonoperating income, other	134	107	71	40	38	—	7	16
Other income and expense, net	\$392	\$221	\$181	\$114	\$74	\$19	\$36	\$46

PART II

DUKE ENERGY CORPORATION • DUKE ENERGY CAROLINAS, LLC • PROGRESS ENERGY, INC. • DUKE ENERGY PROGRESS, LLC •
DUKE ENERGY FLORIDA, LLC • DUKE ENERGY OHIO, INC. • DUKE ENERGY INDIANA, LLC • PIEDMONT NATURAL GAS COMPANY, INC.

Combined Notes to Consolidated Financial Statements – (Continued)

(in millions)	Year Ended December 31, 2021							
	Duke Energy	Duke Energy Carolinas	Progress Energy	Duke Energy Progress	Duke Energy Florida	Duke Energy Ohio	Duke Energy Indiana	Piedmont
Interest income	\$ 13	\$ 4	\$ 8	\$ 6	\$ 2	\$ 4	\$ 6	\$ 19
AFUDC equity	171	65	51	34	16	7	27	20
Post-in-service equity returns	39	21	16	16	—	1	1	—
Nonoperating income, other	413	180	140	87	53	6	8	16
Other income and expense, net	\$636	\$270	\$215	\$143	\$71	\$18	\$42	\$55

26. SUBSEQUENT EVENTS

For information on subsequent events related to regulatory matters, commitments and contingencies, debt and credit facilities, and asset retirement obligations, see Notes 4, 5, 7 and 10, respectively.

27. QUARTERLY FINANCIAL DATA (UNAUDITED)

DUKE ENERGY

Quarterly EPS amounts may not sum to the full-year total due to changes in the weighted average number of common shares outstanding and rounding.

(in millions, except per share data)	First Quarter	Second Quarter	Third Quarter	Fourth Quarter	Total
2023					
Operating revenues	\$ 7,276	\$ 6,578	\$ 7,994	\$ 7,212	\$ 29,060
Operating income	1,674	1,430	2,111	1,855	7,070
Income from continuing operations	970	751	1,473	1,135	4,329
Loss from discontinued operations, net of tax	(209)	(955)	(152)	(139)	(1,455)
Net income (loss)	761	(204)	1,321	996	2,874
Net income (loss) available to Duke Energy Corporation common stockholders	765	(234)	1,213	991	2,735
Earnings per share:					
Income from continuing operations available to Duke Energy Corporation common stockholders					
Basic and diluted	\$ 1.20	\$ 0.91	\$ 1.83	\$ 1.41	\$ 5.35
Loss from discontinued operations attributable to Duke Energy Corporation common stockholders					
Basic and diluted	\$ (0.19)	\$ (1.23)	\$ (0.24)	\$ (0.14)	\$ (1.81)
Net income (loss) available to Duke Energy Corporation common stockholders					
Basic and diluted	\$ 1.01	\$ (0.32)	\$ 1.59	\$ 1.27	\$ 3.54
2022					
Operating revenues	\$ 7,011	\$ 6,564	\$ 7,842	\$ 7,351	\$ 28,768
Operating income	1,314	1,448	2,056	1,194	6,012
Income from continuing operations	835	898	1,410	635	3,778
(Loss) Income from discontinued operations, net of tax	(15)	(18)	3	(1,293)	(1,323)
Net income (loss)	820	880	1,413	(658)	2,455
Net income (loss) available to Duke Energy Corporation common stockholders	818	893	1,383	(650)	2,444
Earnings per share:					
Income from continuing operations available to Duke Energy Corporation common stockholders					
Basic and diluted	\$ 1.06	\$ 1.11	\$ 1.78	\$ 0.80	\$ 4.74
Income (Loss) from discontinued operations attributable to Duke Energy Corporation common stockholders					
Basic and diluted	\$ 0.02	\$ 0.03	\$ 0.03	\$ (1.66)	\$ (1.57)
Net income (loss) available to Duke Energy Corporation common stockholders					
Basic and diluted	\$ 1.08	\$ 1.14	\$ 1.81	\$ (0.86)	\$ 3.17

ITEM 9. CHANGES IN AND DISAGREEMENTS WITH ACCOUNTANTS ON ACCOUNTING AND FINANCIAL DISCLOSURE

None.

ITEM 9A. CONTROLS AND PROCEDURES

Disclosure Controls and Procedures

Disclosure controls and procedures are controls and other procedures that are designed to ensure that information required to be disclosed by the Duke Energy Registrants in the reports they file or submit under the Exchange Act is recorded, processed, summarized and reported, within the time periods specified by the SEC rules and forms.

Disclosure controls and procedures include, without limitation, controls and procedures designed to provide reasonable assurance that information required to be disclosed by the Duke Energy Registrants in the reports they file or submit under the Exchange Act is accumulated and communicated to management, including the Chief Executive Officer and Chief Financial Officer, as appropriate, to allow timely decisions regarding required disclosure.

Under the supervision and with the participation of management, including the Chief Executive Officer and Chief Financial Officer, the Duke Energy Registrants have evaluated the effectiveness of their disclosure controls and procedures (as such term is defined in Rule 13a-15(e) and 15d-15(e) under the Exchange Act) as of December 31, 2023, and, based upon this evaluation, the Chief Executive Officer and Chief Financial Officer have concluded that these controls and procedures are effective in providing reasonable assurance of compliance.

Changes in Internal Control Over Financial Reporting

Under the supervision and with the participation of management, including the Chief Executive Officer and Chief Financial Officer, the Duke Energy Registrants have evaluated changes in internal control over financial reporting (as such term is defined in Rules 13a-15 and 15d-15 under the Exchange Act) that occurred during the fiscal quarter ended December 31, 2023, and have concluded no change has materially affected, or is reasonably likely to materially affect, internal controls over financial reporting.

Management's Annual Report on Internal Control Over Financial Reporting

The Duke Energy Registrants' management is responsible for establishing and maintaining an adequate system of internal control over financial reporting, as such term is defined in Exchange Act Rules 13a-15(f) and 15d-15(f). The Duke Energy Registrants' internal control system was designed to provide reasonable assurance regarding the reliability of financial reporting and the preparation of financial statements for external purposes, in accordance with GAAP. Due to inherent limitations, internal control over financial reporting may not prevent or detect misstatements. Also, projections of any evaluation of effectiveness of the internal control over financial reporting to future periods are subject to the risk that controls may become inadequate because of changes in conditions, or that the degree of compliance with policies and procedures may deteriorate.

The Duke Energy Registrants' management, including their Chief Executive Officer and Chief Financial Officer, has conducted an evaluation of the effectiveness of their internal control over financial reporting as of December 31, 2023, based on the framework in the Internal Control – Integrated Framework (2013) issued by the Committee of Sponsoring Organizations of the Treadway Commission. Based on that evaluation, management concluded that its internal controls over financial reporting were effective as of December 31, 2023.

Deloitte & Touche LLP, Duke Energy's independent registered public accounting firm, has issued an attestation report on the effectiveness of Duke Energy's internal control over financial reporting, which is included herein. This report is not applicable to the Subsidiary Registrants as these companies are not accelerated or large accelerated filers.

PART II

REPORT OF INDEPENDENT REGISTERED PUBLIC ACCOUNTING FIRM

To the shareholders and the Board of Directors of
Duke Energy Corporation

Opinion on Internal Control over Financial Reporting

We have audited the internal control over financial reporting of Duke Energy Corporation and subsidiaries (the “Company”) as of December 31, 2023, based on criteria established in *Internal Control — Integrated Framework (2013)* issued by the Committee of Sponsoring Organizations of the Treadway Commission (COSO). In our opinion, the Company maintained, in all material respects, effective internal control over financial reporting as of December 31, 2023, based on criteria established in *Internal Control — Integrated Framework (2013)* issued by COSO.

We have also audited, in accordance with the standards of the Public Company Accounting Oversight Board (United States) (PCAOB), the consolidated financial statements as of and for the year ended December 31, 2023, of the Company and our report dated February 23, 2024, expressed an unqualified opinion on those financial statements.

Basis for Opinion

The Company’s management is responsible for maintaining effective internal control over financial reporting and for its assessment of the effectiveness of internal control over financial reporting, included in the accompanying *Management’s Annual Report on Internal Control Over Financial Reporting*. Our responsibility is to express an opinion on the Company’s internal control over financial reporting based on our audit. We are a public accounting firm registered with the PCAOB and are required to be independent with respect to the Company in accordance with the U.S. federal securities laws and the applicable rules and regulations of the Securities and Exchange Commission and the PCAOB.

We conducted our audit in accordance with the standards of the PCAOB. Those standards require that we plan and perform the audit to obtain reasonable assurance about whether effective internal control over financial reporting was maintained in all material respects. Our audit included obtaining an understanding of internal control over financial reporting, assessing the risk that a material weakness exists, testing and evaluating the design and operating effectiveness of internal control based on the assessed risk, and performing such other procedures as we considered necessary in the circumstances. We believe that our audit provides a reasonable basis for our opinion.

Definition and Limitations of Internal Control over Financial Reporting

A company’s internal control over financial reporting is a process designed to provide reasonable assurance regarding the reliability of financial reporting and the preparation of financial statements for external purposes in accordance with generally accepted accounting principles. A company’s internal control over financial reporting includes those policies and procedures that (1) pertain to the maintenance of records that, in reasonable detail, accurately and fairly reflect the transactions and dispositions of the assets of the company; (2) provide reasonable assurance that transactions are recorded as necessary to permit preparation of financial statements in accordance with generally accepted accounting principles, and that receipts and expenditures of the company are being made only in accordance with authorizations of management and directors of the company; and (3) provide reasonable assurance regarding prevention or timely detection of unauthorized acquisition, use, or disposition of the company’s assets that could have a material effect on the financial statements.

Because of its inherent limitations, internal control over financial reporting may not prevent or detect misstatements. Also, projections of any evaluation of effectiveness to future periods are subject to the risk that controls may become inadequate because of changes in conditions, or that the degree of compliance with the policies or procedures may deteriorate.

/s/ Deloitte and Touche LLP

Charlotte, North Carolina
February 23, 2024

ITEM 9B. OTHER INFORMATION

During the three months ended December 31, 2023, no director or officer of the Company adopted, terminated or modified a Rule 10b5-1 trading arrangement or non-Rule 10b5-1 trading arrangement, as each term is defined in Item 408(a) of Regulation S-K.

ITEM 10. DIRECTORS, EXECUTIVE OFFICERS AND CORPORATE GOVERNANCE

Information regarding Duke Energy's Executive Officers is set forth in Part I, Item 1, "Business – Information about Our Executive Officers," in this Annual Report. Duke Energy will provide information that is responsive to the remainder of this Item 10 in its definitive proxy statement or in an amendment to this Annual Report not later than 120 days after the end of the fiscal year covered by this Annual Report. That information is incorporated in this Item 10 by reference.

ITEM 11. EXECUTIVE COMPENSATION

Duke Energy will provide information that is responsive to this Item 11 in its definitive proxy statement or in an amendment to this Annual Report not later than 120 days after the end of the fiscal year covered by this Annual Report. That information is incorporated in this Item 11 by reference.

ITEM 12. SECURITY OWNERSHIP OF CERTAIN BENEFICIAL OWNERS AND MANAGEMENT AND RELATED STOCKHOLDER MATTERS

Equity Compensation Plan Information

The following table shows information as of December 31, 2023, about securities to be issued upon exercise of outstanding options, warrants and rights under Duke Energy's equity compensation plans, along with the weighted average exercise price of the outstanding options, warrants and rights and the number of securities remaining available for future issuance under the plans.

Plan Category	Number of securities to be issued upon exercise of outstanding options, warrants and rights (a)	Weighted average exercise price of outstanding options, warrants and rights (b) ⁽¹⁾	Number of securities remaining available for future issuance under equity compensation plans (excluding securities reflected in column (a)) (c)
Equity compensation plans approved by security holders	3,586,377 ⁽²⁾	n/a	14,990,958 ⁽³⁾
Equity compensation plans not approved by security holders	104,831 ⁽⁴⁾	n/a	n/a ⁽⁵⁾
Total	3,691,208	n/a	14,990,958

(1) As of December 31, 2023, no options were outstanding under equity compensation plans.

(2) Includes RSUs and performance shares (assuming the maximum payout level) granted under the Duke Energy Corporation 2015 Long-Term Incentive Plan or the Duke Energy Corporation 2023 Long-Term Incentive Plan, as well as shares that could be payable with respect to certain compensation deferred under the Duke Energy Corporation Executive Savings Plan (Executive Savings Plan) or the Directors' Savings Plan.

(3) Includes shares remaining available for issuance pursuant to stock awards under the Duke Energy Corporation 2023 Long-Term Incentive Plan. The Duke Energy Corporation 2015 Long-Term Incentive Plan is no longer available for the grant of additional stock awards.

(4) Includes shares that could be payable with respect to certain compensation deferred under the Executive Savings Plan or the Duke Energy Corporation Directors' Savings Plan (Directors' Savings Plan), each of which is a non-qualified deferred compensation plan described in more detail below.

(5) The number of shares remaining available for future issuance under equity compensation plans not approved by security holders cannot be determined because it is based on the amount of future voluntary deferrals, if any, under the Executive Savings Plan and the Directors' Savings Plan.

Under the Executive Savings Plan, participants can elect to defer a portion of their base salary and short-term incentive compensation. Participants also receive a company matching contribution in excess of the contribution limits prescribed by the Internal Revenue Code under the Duke Energy Retirement Savings Plan, which is the 401(k) plan in which employees are generally eligible to participate. Eligible participants may also earn pay credits based on age and length of service on eligible earnings that exceed limits prescribed by the Internal Revenue Code.

In general, payments are made following termination of employment or death in the form of a lump sum or installments, as selected by the participant. Participants may direct the deemed investment of their accounts (with certain exceptions) among investment options available under the Duke Energy Retirement Savings Plan, including the Duke Energy Common Stock Fund. Participants may change their investment elections on a daily basis. Deferrals of

equity awards are credited with earnings and losses based on the performance of the Duke Energy Common Stock Fund. The benefits payable under the plan are unfunded and subject to the claims of Duke Energy's creditors.

Under the Directors' Savings Plan, outside directors may elect to defer all or a portion of their annual compensation, generally consisting of retainers. Deferred amounts are credited to an unfunded account, the balance of which is adjusted for the performance of phantom investment options, including the Duke Energy Common Stock Fund, as elected by the director, and generally are paid when the director terminates his or her service from the Board of Directors.

Duke Energy will provide additional information that is responsive to this Item 12 in its definitive proxy statement or in an amendment to this Annual Report not later than 120 days after the end of the fiscal year covered by this Annual Report. That information is incorporated in this Item 12 by reference.

PART III

ITEM 13. CERTAIN RELATIONSHIPS AND RELATED TRANSACTIONS AND DIRECTOR INDEPENDENCE

Duke Energy will provide information that is responsive to this Item 13 in its definitive proxy statement or in an amendment to this Annual Report not later than 120 days after the end of the fiscal year covered by this Annual Report. That information is incorporated in this Item 13 by reference.

ITEM 14. PRINCIPAL ACCOUNTING FEES AND SERVICES

Deloitte provided professional services to the Duke Energy Registrants. The following tables present the Deloitte fees for services rendered to the Duke Energy Registrants during 2023 and 2022.

(in millions)	Year Ended December 31, 2023							
	Duke Energy	Duke Energy Carolinas	Progress Energy	Duke Energy Progress	Duke Energy Florida	Duke Energy Ohio	Duke Energy Indiana	Piedmont
Types of Fees								
Audit Fees ^(a)	\$14.0	\$3.3	\$ 5.0	\$2.5	\$ 2.5	\$ 2.1	\$ 1.8	\$ 1.4
Audit-Related Fees ^(b)	0.5	0.1	0.2	0.1	0.1	0.2	—	—
Total Fees	\$14.5	\$3.4	\$ 5.2	\$2.6	\$ 2.6	\$ 2.3	\$ 1.8	\$ 1.4

(in millions)	Year Ended December 31, 2022							
	Duke Energy	Duke Energy Carolinas	Progress Energy	Duke Energy Progress	Duke Energy Florida	Duke Energy Ohio	Duke Energy Indiana	Piedmont
Types of Fees								
Audit Fees ^(a)	\$13.7	\$3.2	\$ 4.9	\$2.5	\$ 2.4	\$ 2.0	\$ 1.8	\$ 1.3
Audit-Related Fees ^(b)	1.7	0.1	0.2	0.1	0.1	0.2	—	—
Total Fees	\$15.4	\$3.3	\$ 5.1	\$2.6	\$ 2.5	\$ 2.2	\$ 1.8	\$ 1.3

(a) Audit Fees are fees billed, or expected to be billed, by Deloitte for professional services for the financial statement audits, audit of the Duke Energy Registrants' financial statements included in Duke Energy's Annual Report on Form 10-K, reviews of financial statements included in Quarterly Reports on Form 10-Q, and services associated with securities filings such as comfort letters and consents.

(b) Audit-Related Fees are fees billed, or expected to be billed, by Deloitte for assurance and related services that are reasonably related to the performance of an audit or review of financial statements, including statutory reporting requirements.

To safeguard the continued independence of the independent auditor, the Audit Committee of Duke Energy adopted a policy that all services provided by the independent auditor require preapproval by the Audit Committee. Pursuant to the policy, certain audit services, audit-related services, tax services and other services have been specifically preapproved up to fee limits. In the event the cost of any of these services may exceed the fee limits, the Audit Committee must specifically approve the service. All services performed in 2023 and 2022 by the independent accountant were approved by the Audit Committee pursuant to the preapproval policy.

ITEM 15. EXHIBITS AND FINANCIAL STATEMENT SCHEDULES

(a) Consolidated Financial Statements and Supplemental Schedules included in Part II of this Annual Report are as follows:

Duke Energy Corporation

Consolidated Financial Statements
Consolidated Statements of Operations for the Years Ended December 31, 2023, 2022 and 2021
Consolidated Statements of Comprehensive Income for the Years Ended December 31, 2023, 2022 and 2021
Consolidated Balance Sheets as of December 31, 2023, and 2022
Consolidated Statements of Cash Flows for the Years Ended December 31, 2023, 2022 and 2021
Consolidated Statements of Changes in Equity for the Years Ended December 31, 2023, 2022 and 2021
Notes to the Consolidated Financial Statements
Report of Independent Registered Public Accounting Firm

All other schedules are omitted because they are not required, or because the required information is included in the Consolidated Financial Statements or Notes.

Duke Energy Carolinas, LLC

Consolidated Financial Statements
Consolidated Statements of Operations and Comprehensive Income for the Years Ended December 31, 2023, 2022 and 2021
Consolidated Balance Sheets as of December 31, 2023, and 2022
Consolidated Statements of Cash Flows for the Years Ended December 31, 2023, 2022 and 2021
Consolidated Statements of Changes in Equity for the Years Ended December 31, 2023, 2022 and 2021
Notes to the Consolidated Financial Statements
Report of Independent Registered Public Accounting Firm

All other schedules are omitted because they are not required, or because the required information is included in the Consolidated Financial Statements or Notes.

Progress Energy, Inc.

Consolidated Financial Statements
Consolidated Statements of Operations and Comprehensive Income for the Years Ended December 31, 2023, 2022 and 2021
Consolidated Balance Sheets as of December 31, 2023, and 2022
Consolidated Statements of Cash Flows for the Years Ended December 31, 2023, 2022 and 2021
Consolidated Statements of Changes in Equity for the Years Ended December 31, 2023, 2022 and 2021
Notes to the Consolidated Financial Statements
Report of Independent Registered Public Accounting Firm

All other schedules are omitted because they are not required, or because the required information is included in the Consolidated Financial Statements or Notes.

Duke Energy Progress, LLC

Consolidated Financial Statements
Consolidated Statements of Operations and Comprehensive Income for the Years Ended December 31, 2023, 2022 and 2021
Consolidated Balance Sheets as of December 31, 2023, and 2022
Consolidated Statements of Cash Flows for the Years Ended December 31, 2023, 2022 and 2021
Consolidated Statements of Changes in Equity for the Years Ended December 31, 2023, 2022 and 2021
Notes to the Consolidated Financial Statements
Report of Independent Registered Public Accounting Firm

All other schedules are omitted because they are not required, or because the required information is included in the Consolidated Financial Statements or Notes.

Duke Energy Florida, LLC

Consolidated Financial Statements
Consolidated Statements of Operations and Comprehensive Income for the Years Ended December 31, 2023, 2022 and 2021
Consolidated Balance Sheets as of December 31, 2023, and 2022
Consolidated Statements of Cash Flows for the Years Ended December 31, 2023, 2022 and 2021
Consolidated Statements of Changes in Equity for the Years Ended December 31, 2023, 2022 and 2021
Notes to the Consolidated Financial Statements
Report of Independent Registered Public Accounting Firm

All other schedules are omitted because they are not required, or because the required information is included in the Consolidated Financial Statements or Notes.

Duke Energy Ohio, Inc.

Consolidated Financial Statements
Consolidated Statements of Operations and Comprehensive Income for the Years Ended December 31, 2023, 2022 and 2021
Consolidated Balance Sheets as of December 31, 2023, and 2022
Consolidated Statements of Cash Flows for the Years Ended December 31, 2023, 2022 and 2021
Consolidated Statements of Changes in Equity for the Years Ended December 31, 2023, 2022 and 2021
Notes to the Consolidated Financial Statements
Report of Independent Registered Public Accounting Firm

All other schedules are omitted because they are not required, or because the required information is included in the Consolidated Financial Statements or Notes.

PART IV

Duke Energy Indiana, LLC

Consolidated Financial Statements

Consolidated Statements of Operations and Comprehensive Income for the Years Ended December 31, 2023, 2022 and 2021

Consolidated Balance Sheets as of December 31, 2023, and 2022

Consolidated Statements of Cash Flows for the Years Ended December 31, 2023, 2022 and 2021

Consolidated Statements of Changes in Equity for the Years Ended December 31, 2023, 2022 and 2021

Notes to the Consolidated Financial Statements

Report of Independent Registered Public Accounting Firm

All other schedules are omitted because they are not required, or because the required information is included in the Consolidated Financial Statements or Notes.

Piedmont Natural Gas Company, Inc.

Consolidated Financial Statements

Consolidated Statements of Operations and Comprehensive Income for the Years Ended December 31, 2023, 2022 and 2021

Consolidated Balance Sheets as of December 31, 2023, and 2022

Consolidated Statements of Cash Flows for the Years Ended December 31, 2023, 2022 and 2021

Consolidated Statements of Changes in Equity for the Years Ended December 31, 2023, 2022 and 2021

Notes to the Consolidated Financial Statements

Report of Independent Registered Public Accounting Firm

All other schedules are omitted because they are not required, or because the required information is included in the Consolidated Financial Statements or Notes.

PART IV

EXHIBIT INDEX

Exhibits filed herewith are designated by an asterisk (*). All exhibits not so designated are incorporated by reference to a prior filing, as indicated. Items constituting management contracts or compensatory plans or arrangements are designated by a double asterisk (**). The Company agrees to furnish upon request to the commission a copy of any omitted schedules or exhibits upon request on all items designated by a triple asterisk (***)

Exhibit Number		Duke Energy	Duke Energy Carolinas	Progress Energy	Duke Energy Progress	Duke Energy Florida	Duke Energy Ohio	Duke Energy Indiana	Duke Energy Piedmont
2.1	Agreement and Plan of Merger between Duke Energy Corporation, Diamond Acquisition Corporation and Progress Energy, Inc., dated as of January 8, 2011 (incorporated by reference to Exhibit 2.1 to Duke Energy Corporation's Current Report on Form 8-K filed on January 11, 2011, File No. 1-32853).	X		X					
2.2	Agreement and Plan of Merger between Piedmont Natural Gas Company, Duke Energy Corporation and Forest Subsidiary, Inc. (incorporated by reference to Exhibit 2.1 to Duke Energy Corporation's Current Report on Form 8-K filed on October 26, 2015, File No. 1-32853).	X							X
3.1	Amended and Restated Certificate of Incorporation (incorporated by reference to Exhibit 3.1 to Duke Energy Corporation's Current Report on Form 8-K filed on May 20, 2014, File No. 1-32853).	X							
3.2	Amended and Restated By-Laws of Duke Energy Corporation, effective as of December 14, 2023 (incorporated by reference to Exhibit 3.1 to Duke Energy Corporation's Current Report on Form 8-K filed on December 19, 2023, File No. 1-32853).	X							
3.3	Articles of Organization including Articles of Conversion (incorporated by reference to Exhibit 3.1 to Duke Energy Carolinas, LLC's Current Report on Form 8-K filed on April 7, 2006, File No. 1-4928).		X						
3.3.1	Amended Articles of Organization, effective October 1, 2006 (incorporated by reference to Exhibit 3.1 to Duke Energy Carolinas, LLC's Quarterly Report on Form 10-Q for the quarter ended September 30, 2006, filed on November 13, 2006, File No. 1-4928).		X						
3.4	Amended Articles of Incorporation of Duke Energy Ohio, Inc. (formerly The Cincinnati Gas & Electric Company), effective October 23, 1996, (incorporated by reference to Exhibit 3(a) to registrant's Quarterly Report on Form 10-Q for the quarter ended September 30, 1996, filed on November 13, 1996, File No. 1-1232).						X		
3.4.1	Amended Articles of Incorporation, effective September 19, 2006 (incorporated by reference to Exhibit 3.1 to Duke Energy Ohio, Inc.'s (formerly The Cincinnati Gas & Electric Company) Quarterly Report on Form 10-Q for the quarter ended September 30, 2006, filed on November 17, 2006, File No. 1-1232).						X		
3.5	Certificate of Conversion of Duke Energy Indiana, LLC (incorporated by reference to Exhibit 3.1 to registrant's Current Report on Form 8-K filed on January 4, 2016, File No. 1-3543).							X	
3.5.1	Articles of Entity Conversion of Duke Energy Indiana, LLC (incorporated by reference to Exhibit 3.2 to registrant's Current Report on Form 8-K filed on January 4, 2016, File No. 1-3543).							X	
3.5.2	Plan of Entity Conversion of Duke Energy Indiana, LLC (incorporated by reference to Exhibit 3.3 to registrant's Current Report on Form 8-K filed on January 4, 2016, File No. 1-3543).							X	
3.5.3	Articles of Organization of Duke Energy Indiana, LLC (incorporated by reference to Exhibit 3.4 to registrant's Current Report on Form 8-K filed on January 4, 2016, File No. 1-3543).							X	
3.5.4	Amended and Restated Limited Liability Company Operating Agreement of Duke Energy Indiana, LLC, dated August 25, 2021 (incorporated by reference to Exhibit 3.1 to registrant's Quarterly Report on Form 10-Q for the quarter ended September 30, 2021, filed on November 4, 2021, File No. 1-3543).							X	

PART IV

Exhibit Number	Duke Energy	Duke Energy Carolinas	Progress Energy	Duke Energy Progress	Duke Energy Florida	Duke Energy Ohio	Duke Energy Indiana	Piedmont
3.6		X						
3.7							X	
3.8				X				
3.8.1				X				
3.8.2				X				
3.9			X					
3.9.1			X					
3.9.2			X					
3.9.3			X					
3.10				X				
3.10.1				X				
3.10.2				X				
3.10.3				X				
3.11								X
3.11.1								X

PART IV

Exhibit Number		Duke Energy	Duke Energy Carolinas	Progress Energy	Duke Energy Progress	Duke Energy Florida	Duke Energy Ohio	Duke Energy Indiana	Piedmont
3.12	Certificate of Designations with respect to Series A Preferred Stock, dated March 28, 2019 (incorporated by reference to Exhibit 3.1 to registrant's Current Report on Form 8-K filed on March 29, 2019, File No. 1-32853).	X							
3.13	Certificate of Designation with respect to the Series B Preferred Stock, dated September 11, 2019 (incorporated by reference to Exhibit 3.1 to registrant's Current Report on Form 8-K filed on September 12, 2019, File No. 1-32853).	X							
3.14	Description of Registered Securities (incorporated by reference from the registrant's prospectus contained in Form S-3 filed on September 23, 2019, File No. 333-233896, under the headings "Description of Common Stock," "Description of Preferred Stock," "Description of Depositary Shares," "Description of Stock Purchase Contracts and Stock Purchase Units," and "Description of Debt Securities").	X							
3.15	Description of Registered Securities (incorporated by reference from the registrant's prospectus contained in Form S-3 filed on September 23, 2019, File No. 333-233896-01, under the heading "Description of Debt Securities").								X
3.16	Description of Registered Securities (incorporated by reference from the registrant's prospectus contained in Form S-3 filed on September 23, 2019, File No. 333-233896-02, under the headings "Description of First Mortgage Bonds" and "Description of Debt Securities").				X				
3.17	Description of Registered Securities (incorporated by reference from the registrant's prospectus contained in Form S-3 filed on September 23, 2019, File No. 333-233896-03, under the headings "Description of First Mortgage Bonds" and "Description of Unsecured Debt Securities").						X		
3.18	Description of Registered Securities (incorporated by reference from the registrant's prospectus contained in Form S-3 filed on September 23, 2019, File No. 333-233896-04, under the headings "Description of First Mortgage Bonds" and "Description of Unsecured Debt Securities").							X	
3.19	Description of Registered Securities (incorporated by reference from the registrant's prospectus contained in Form S-3 filed on September 23, 2019, File No. 333-233896-05, under the headings "Description of First Mortgage Bonds" and "Description of Debt Securities").					X			
3.20	Description of Registered Securities (incorporated by reference from the registrant's prospectus contained in Form S-3 filed on September 23, 2019, File No. 333-233896-06, under the headings "Description of First and Refunding Mortgage Bonds," "Description of Senior Notes," and "Description of Subordinate Notes").		X						
4.1	Indenture between Duke Energy Corporation and The Bank of New York Mellon Trust Company, N.A., as Trustee, dated as of June 3, 2008 (incorporated by reference to Exhibit 4.1 to Duke Energy Corporation's Current Report on Form 8-K filed on June 16, 2008, File No. 1-32853).	X							
4.1.1	First Supplemental Indenture, dated as of June 16, 2008 (incorporated by reference to Exhibit 4.2 to Duke Energy Corporation's Current Report on Form 8-K filed on June 16, 2008, File No. 1-32853).	X							
4.1.2	Second Supplemental Indenture, dated as of January 26, 2009 (incorporated by reference to Exhibit 4.1 to Duke Energy Corporation's Current Report on Form 8-K filed on January 26, 2009, File No. 1-32853).	X							
4.1.3	Third Supplemental Indenture, dated as of August 28, 2009 (incorporated by reference to Exhibit 4.1 to Duke Energy Corporation's Current Report on Form 8-K filed on August 28, 2009, File No. 1-32853).	X							
4.1.4	Fourth Supplemental Indenture, dated as of March 25, 2010 (incorporated by reference to Exhibit 4.1 to Duke Energy Corporation's Current Report on Form 8-K filed on March 25, 2010, File No. 1-32853).	X							

PART IV

Exhibit Number		Duke Energy	Duke Energy Carolinas	Progress Energy	Duke Energy Progress	Duke Energy Florida	Duke Energy Ohio	Duke Energy Indiana	Piedmont
4.1.5	Fifth Supplemental Indenture, dated as of August 25, 2011 (incorporated by reference to Exhibit 4.1 to Duke Energy Corporation's Current Report on Form 8-K filed on August 25, 2011, File No. 1-32853).	X							
4.1.6	Sixth Supplemental Indenture, dated as of November 17, 2011 (incorporated by reference to Exhibit 4.1 to Duke Energy Corporation's Current Report on Form 8-K filed on November 17, 2011, File No. 1-32853).	X							
4.1.7	Seventh Supplemental Indenture, dated as of August 16, 2012 (incorporated by reference to Exhibit 4.1 to Duke Energy Corporation's Current Report on Form 8-K filed on August 16, 2012, File No. 1-32853).	X							
4.1.8	Eighth Supplemental Indenture, dated as of January 14, 2013 (incorporated by reference to Exhibit 2 to the Registration Statement on Form 8-A of Duke Energy Corporation filed on January 14, 2013, File No. 1-32853).	X							
4.1.9	Ninth Supplemental Indenture, dated as of June 13, 2013 (incorporated by reference to Exhibit 4.1 to Duke Energy Corporation's Current Report on Form 8-K filed on June 13, 2013, File No. 1-32853).	X							
4.1.10	Tenth Supplemental Indenture, dated as of October 11, 2013 (incorporated by reference to Exhibit 4.1 to Duke Energy Corporation's Current Report on Form 8-K filed on October 11, 2013, File No. 1-32853).	X							
4.1.11	Eleventh Supplemental Indenture, dated as of April 4, 2014 (incorporated by reference to Exhibit 4.1 to Duke Energy Corporation's Current Report on Form 8-K filed on April 4, 2014, File No. 1-32853).	X							
4.1.12	Twelfth Supplemental Indenture, dated as of November 19, 2015 (incorporated by reference to Exhibit 4.2 to Duke Energy Corporation's Current Report on Form 8-K filed on November 19, 2015, File No. 1-32853).	X							
4.1.13	Thirteenth Supplemental Indenture, dated as of April 18, 2016, to the indenture dated as of June 3, 2008, between Duke Energy Corporation and The Bank of New York Mellon Trust Company, N.A., as Trustee (incorporated by reference to Exhibit 4.1 to Duke Energy Corporation's Quarterly Report on Form 10-Q for the quarter ended March 31, 2016, filed on May 5, 2016, File No. 1-32853).	X							
4.1.14	Fourteenth Supplemental Indenture, dated as of August 12, 2016 (incorporated by reference to Exhibit 4.1 to registrant's Current Report on Form 8-K filed on August 12, 2016, File No. 1-32853).	X							
4.1.15	Fifteenth Supplemental Indenture, dated as of April 11, 2017 (incorporated by reference to Exhibit 4.2 to registrant's Quarterly Report on Form 10-Q for the quarter ended March 31, 2017, filed on May 9, 2017, File No. 1-32853).	X							
4.1.16	Sixteenth Supplemental Indenture, dated as of June 13, 2017 (incorporated by reference to Exhibit 4.1 to registrant's Quarterly Report on Form 10-Q for the quarter ended June 30, 2017, filed on August 3, 2017, File No. 1-32853).	X							
4.1.17	Seventeenth Supplemental Indenture, dated as of August 10, 2017 (incorporated by reference to Exhibit 4.1 to registrant's Current Report on Form 8-K filed on August 10, 2017, File No. 1-32853).	X							
4.1.18	Eighteenth Supplemental Indenture, dated as of March 29, 2018 (incorporated by reference to Exhibit 4.2 to registrant's Quarterly Report on Form 10-Q for the quarter ended March 31, 2018, filed on May 10, 2018, File No. 1-32853).	X							
4.1.19	Nineteenth Supplemental Indenture, dated as of May 16, 2018 (incorporated by reference to Exhibit 4.1 to registrant's Quarterly Report on Form 10-Q for the quarter ended June 30, 2018, filed on August 2, 2018, File No. 1-32853).	X							
4.1.20	Twentieth Supplemental Indenture (incorporated by reference to Exhibit 4.2 to registrant's Registration Statement on Form 8-A filed on September 17, 2018, File No. 1-32853).	X							
4.1.21	Twenty-first Supplemental Indenture (incorporated by reference to Exhibit 4.1 to registrant's Current Report on Form 8-K filed on March 11, 2019, File no. 1-32853).	X							

PART IV

Exhibit Number		Duke Energy	Duke Energy Carolinas	Progress Energy	Duke Energy Progress	Duke Energy Florida	Duke Energy Ohio	Duke Energy Indiana	Duke Energy Piedmont
4.1.22	Twenty-second Supplemental Indenture, dated as of June 7, 2019 (incorporated by reference to Exhibit 4.1 to registrant's Current Report on Form 8-K filed on June 7, 2019, File No. 1-32853).	X							
4.1.23	Twenty-third Supplemental Indenture, dated as of May 15, 2020 (incorporated by reference to Exhibit 4.1 to registrant's Current Report on Form 8-K filed on May 15, 2020, File No. 1-32853).	X							
4.1.24	Twenty-fourth Supplemental Indenture, dated as of September 11, 2020 (incorporated by reference to Exhibit 4.2 to registrant's Current Report on Form 8-K filed on September 11, 2020, File No. 1-32853).	X							
4.1.25	Twenty-fifth Supplemental Indenture, dated as of June 10, 2021 (incorporated by reference to Exhibit 4.1 to registrant's Current Report on Form 8-K filed on June 10, 2021, File No. 1-32853).	X							
4.1.26	Twenty-sixth Supplemental Indenture, dated as of September 28, 2021 (incorporated by reference to Exhibit 4.1 to registrant's Current Report on Form 8-K filed on September 28, 2021, File No. 1-32853).	X							
4.1.27	Twenty-seventh Supplemental Indenture, dated as of June 15, 2022, to the indenture, dated as of June 3, 2008, between Duke Energy Corporation and The Bank of New York Mellon Trust Company, N.A., as Trustee (incorporated by reference to Exhibit 4.1 to registrant's Current Report on Form 8-K filed on June 15, 2022, File No. 1-32853).	X							
4.1.28	Twenty-eighth Supplemental Indenture, dated as of August 11, 2022, to the indenture, dated as of June 3, 2008, between Duke Energy Corporation and The Bank of New York Mellon Trust Company, N.A., as Trustee, and forms of global notes included therein (incorporated by reference to Exhibit 4.1 to registrant's Current Report on Form 8-K filed on August 11, 2022, File No. 1-32853).	X							
4.1.29	Twenty-ninth Supplemental Indenture, dated as of December 8, 2022, to the Indenture, dated as of June 3, 2008, between Duke Energy Corporation and The Bank of New York Mellon Trust Company, N.A., as Trustee, and forms of global notes included therein (incorporated by reference to Exhibit 4.1 to registrant's Current Report on Form 8-K filed on December 8, 2022, File No. 1-32853).	X							
4.1.30	Thirtieth Supplemental Indenture, dated as of September 8, 2023, to the Indenture, dated as of June 3, 2008, between Duke Energy Corporation and The Bank of New York Mellon Trust Company, N.A., as Trustee, and forms of global notes included therein (incorporated by reference to exhibit 4.1 to registrant's Current Report on Form 8-K filed on September 8, 2023, File No. 1-32853).	X							
4.2	Indenture, dated as of April 6, 2023, by and between Duke Energy Corporation and The Bank of New York Mellon Trust Company, N.A., as Trustee, and form of global note included therein (incorporated by reference to Exhibit 4.1 to registrant's Current Report on Form 8-K filed on April 6, 2023, File No. 1-32853).	X							
4.3	Senior Indenture between Duke Energy Carolinas, LLC and The Bank of New York Mellon Trust Company, N.A., as successor trustee to JPMorgan Chase Bank (formerly known as The Chase Manhattan Bank), dated as of September 1, 1998 (incorporated by reference to Exhibit 4-D-1 to registrant's Post-Effective Amendment No. 2 to Registration Statement on Form S-3 filed on April 7, 1999, File No. 333-14209).		X						
4.3.1	Fifteenth Supplemental Indenture, dated as of April 3, 2006 (incorporated by reference to Exhibit 4.4.1 to registrant's Registration Statement on Form S-3 filed on October 3, 2007, File No. 333-146483-03).		X						
4.3.2	Sixteenth Supplemental Indenture, dated as of June 5, 2007 (incorporated by reference to Exhibit 4.1 registrant's Current Report on Form 8-K filed on June 6, 2007, File No. 1-4928).		X						

PART IV

Exhibit Number		Duke Energy	Duke Energy Carolinas	Progress Energy	Duke Energy Progress	Duke Energy Florida	Duke Energy Ohio	Duke Energy Indiana	Piedmont
4.4	First and Refunding Mortgage from Duke Energy Carolinas, LLC to The Bank of New York Mellon Trust Company, N.A., successor trustee to Guaranty Trust Company of New York, dated as of December 1, 1927 (incorporated by reference to Exhibit 7(a) to registrant's Form S-1, effective October 15, 1947, File No. 2-7224).		X						
4.4.1	Instrument of Resignation, Appointment and Acceptance among Duke Energy Carolinas, LLC, JPMorgan Chase Bank, N.A., as Trustee, and The Bank of New York Mellon Trust Company, N.A., as Successor Trustee, dated as of September 24, 2007, (incorporated by reference to Exhibit 4.6.1 to registrant's Registration Statement on Form S-3 filed on October 3, 2007, File No. 333-146483).		X						
4.4.2	Ninth Supplemental Indenture, dated as of February 1, 1949 (incorporated by reference to Exhibit 7(j) to registrant's Form S-1 filed on February 3, 1949, File No. 2-7808).		X						
4.4.3	Twentieth Supplemental Indenture, dated as of June 15, 1964 (incorporated by reference to Exhibit 4-B-20 to registrant's Form S-1 filed on August 23, 1966, File No. 2-25367).		X						
4.4.4	Twenty-third Supplemental Indenture, dated as of February 1, 1968 (incorporated by reference to Exhibit 2-B-26 to registrant's Form S-9 filed on January 21, 1969, File No. 2-31304).		X						
4.4.5	Sixtieth Supplemental Indenture, dated as of March 1, 1990 (incorporated by reference to Exhibit 4-B-61 to registrant's Annual Report on Form 10-K for the year ended December 31, 1990, File No.1-4928).		X						
4.4.6	Sixty-third Supplemental Indenture, dated as of July 1, 1991 (incorporated by reference to Exhibit 4-B-64 to registrant's Registration Statement on Form S-3 filed on February 13, 1992, File No. 33-45501).		X						
4.4.7	Eighty-fourth Supplemental Indenture, dated as of March 20, 2006 (incorporated by reference to Exhibit 4.6.9 to registrant's Registration Statement on Form S-3 filed on October 3, 2007, File No. 333-146483-03).		X						
4.4.8	Eighty-fifth Supplemental Indenture, dated as of January 10, 2008 (incorporated by reference to Exhibit 4.1 to Duke Energy Carolinas, LLC's Current Report on Form 8-K filed on January 11, 2008, File No.1-4928).		X						
4.4.9	Eighty-seventh Supplemental Indenture, dated as of April 14, 2008 (incorporated by reference to Exhibit 4.1 to Duke Energy Carolinas, LLC's Current Report on Form 8-K filed on April 15, 2008, File No.1-4928).		X						
4.4.10	Eighty-eighth Supplemental Indenture, dated as of November 17, 2008 (incorporated by reference to Exhibit 4.1 to Duke Energy Carolinas, LLC's Current Report on Form 8-K filed on November 20, 2008, File No.1-4928).		X						
4.4.11	Ninetieth Supplemental Indenture, dated as of November 19, 2009 (incorporated by reference to Exhibit 4.1 to Duke Energy Carolinas, LLC's Current Report on Form 8-K filed on November 19, 2009, File No.1-4928).		X						
4.4.12	Ninety-first Supplemental Indenture, dated as of June 7, 2010 (incorporated by reference to Exhibit 4.1 to Duke Energy Carolinas, LLC's Current Report on Form 8-K filed on June 7, 2010, File No.1-4928).		X						
4.4.13	Ninety-third Supplemental Indenture, dated as of May 19, 2011 (incorporated by reference to Exhibit 4.1 to Duke Energy Carolinas, LLC's Current Report on Form 8-K filed on May 19, 2011, File No.1-4928).		X						
4.4.14	Ninety-fourth Supplemental Indenture, dated as of December 8, 2011 (incorporated by reference to Exhibit 4.1 to Duke Energy Carolinas, LLC's Current Report on Form 8-K filed on December 8, 2011, File No.1-4928).		X						
4.4.15	Ninety-fifth Supplemental Indenture, dated as of September 21, 2012 (incorporated by reference to Exhibit 4.1 to Duke Energy Carolinas, LLC's Current Report on Form 8-K filed on September 21, 2012, File No.1-4928).		X						

PART IV

Exhibit Number	Duke Energy	Duke Energy Carolinas	Progress Energy	Duke Energy Progress	Duke Energy Florida	Duke Energy Ohio	Duke Energy Indiana	Piedmont
4.4.16		X						
4.4.17		X						
4.4.18		X						
4.4.19		X						
4.4.20		X						
4.4.21		X						
4.4.22		X						
4.4.23		X						
4.4.24		X						
4.4.25		X						
4.4.26		X						
4.4.27		X						
4.4.28		X						
4.5				X				

PART IV

Exhibit Number		Duke Energy	Duke Energy Carolinas	Progress Energy	Duke Energy Progress	Duke Energy Florida	Duke Energy Ohio	Duke Energy Indiana	Piedmont
4.5.1	First through Fifth Supplemental Indentures thereto (incorporated by reference to Exhibit 2(b), File No. 2-64189).				X				
4.5.2	Sixth Supplemental Indenture dated April 1, 1960 (incorporated by reference to Exhibit 2(b)-5, File No. 2-16210).				X				
4.5.3	Seventh Supplemental Indenture dated November 1, 1961 (incorporated by reference to Exhibit 2(b)-6, File No. 2-16210).				X				
4.5.4	Eighth Supplemental Indenture dated July 1, 1964 (incorporated by reference to Exhibit 4(b)-8, File No. 2-19118).				X				
4.5.5	Ninth Supplemental Indenture dated April 1, 1966 (incorporated by reference to Exhibit 4(b)-2, File No. 2-22439).				X				
4.5.6	Tenth Supplemental Indenture dated October 1, 1967 (incorporated by reference to Exhibit 4(b)-2, File No. 2-24624).				X				
4.5.7	Eleventh Supplemental Indenture dated October 1, 1968 (incorporated by reference to Exhibit 2(c), File No. 2-27297).				X				
4.5.8	Twelfth Supplemental Indenture dated January 1, 1970 (incorporated by reference to Exhibit 2(c), File No. 2-30172).				X				
4.5.9	Thirteenth Supplemental Indenture dated August 1, 1970 (incorporated by reference to Exhibit 2(c), File No. 2-35694).				X				
4.5.10	Fourteenth Supplemental Indenture dated January 1, 1971 (incorporated by reference to Exhibit 2(c), File No. 2-37505).				X				
4.5.11	Fifteenth Supplemental Indenture dated October 1, 1971 (incorporated by reference to Exhibit 2(c), File No. 2-39002).				X				
4.5.12	Sixteenth Supplemental Indenture dated May 1, 1972 (incorporated by reference to Exhibit 2(c), File No. 2-41738).				X				
4.5.13	Seventeenth Supplemental Indenture dated November 1, 1973 (incorporated by reference to Exhibit 2(c), File No. 2-43439).				X				
4.5.14	Eighteenth Supplemental Indenture dated (incorporated by reference to Exhibit 2(c), File No. 2-47751).				X				
4.5.15	Nineteenth Supplemental Indenture dated May 1, 1974 (incorporated by reference to Exhibit 2(c), File No. 2-49347).				X				
4.5.16	Twentieth Supplemental Indenture dated December 1, 1974 (incorporated by reference to Exhibit 2(c), File No. 2-53113).				X				
4.5.17	Twenty-first Supplemental Indenture dated April 15, 1975 (incorporated by reference to Exhibit 2(d), File No. 2-53113).				X				
4.5.18	Twenty-second Supplemental Indenture dated October 1, 1977 (incorporated by reference to Exhibit 2(c), File No. 2-59511).				X				
4.5.19	Twenty-third Supplemental Indenture dated June 1, 1978 (incorporated by reference to Exhibit 2(c), File No. 2-61611).				X				
4.5.20	Twenty-fourth Supplemental Indenture dated May 15, 1979 (incorporated by reference to Exhibit 2(d), File No. 2-64189).				X				
4.5.21	Twenty-fifth Supplemental Indenture dated November 1, 1979 (incorporated by reference to Exhibit 2(c), File No. 2-65514).				X				
4.5.22	Twenty-sixth Supplemental Indenture dated November 1, 1979 (incorporated by reference to Exhibit 2(c), File No. 2-66851).				X				
4.5.23	Twenty-seventh Supplemental Indenture dated April 1, 1980 (incorporated by reference to Exhibit 2 (d), File No. 2-66851).				X				
4.5.24	Twenty-eighth Supplemental Indenture dated October 1, 1980 (incorporated by reference to Exhibit 4(b)-1, File No. 2-81299).				X				

PART IV

Exhibit Number	Duke Energy	Duke Energy Carolinas	Progress Energy	Duke Energy Progress	Duke Energy Florida	Duke Energy Ohio	Duke Energy Indiana	Duke Energy Piedmont
4.5.25				X				
4.5.26				X				
4.5.27				X				
4.5.28				X				
4.5.29				X				
4.5.30				X				
4.5.31				X				
4.5.32				X				
4.5.33				X				
4.5.34				X				
4.5.35				X				
4.5.36				X				
4.5.37				X				
4.5.38				X				
4.5.39				X				
4.5.40				X				
4.5.41				X				
4.5.42				X				
4.5.43				X				
4.5.44				X				
4.5.45				X				
4.5.46				X				
4.5.47				X				
4.5.48				X				

PART IV

Exhibit Number		Duke Energy	Duke Energy Carolinas	Progress Energy	Duke Energy Progress	Duke Energy Florida	Duke Energy Ohio	Duke Energy Indiana	Piedmont
4.5.49	Fifty-third Supplemental Indenture dated January 1, 1992 (incorporated by reference to Exhibit 4(f), File No. 33-48607).				X				
4.5.50	Fifty-fourth Supplemental Indenture dated April 15, 1992 (incorporated by reference to Exhibit 4 (g), File No. 33-48607).				X				
4.5.51	Fifty-fifth Supplemental Indenture dated July 1, 1992 (incorporated by reference to Exhibit 4(e), File No. 33-55060).				X				
4.5.52	Fifty-sixth Supplemental Indenture dated October 1, 1992 (incorporated by reference to Exhibit 4(f), File No. 33-55060).				X				
4.5.53	Fifty-seventh Supplemental Indenture dated February 1, 1993 (incorporated by reference to Exhibit 4(e), File No. 33-60014).				X				
4.5.54	Fifty-eighth Supplemental Indenture dated March 1, 1993 (incorporated by reference to Exhibit 4(f), File No. 33-60014).				X				
4.5.55	Fifty-ninth Supplemental Indenture dated July 1, 1993 (incorporated by reference to Exhibit 4(a) to Post-Effective Amendment No. 1, File No. 33-38349).				X				
4.5.56	Sixtieth Supplemental Indenture dated July 1, 1993 (incorporated by reference to Exhibit 4(b) to Post-Effective Amendment No. 1, File No. 33-38349).				X				
4.5.57	Sixty-first Supplemental Indenture dated August 15, 1993 (incorporated by reference to Exhibit 4(e), File No. 33-50597).				X				
4.5.58	Sixty-second Supplemental Indenture dated January 15, 1994 (incorporated by reference to Exhibit 4 to Duke Energy Progress' Current Report on Form 8-K dated January 19, 1994, File No. 1-3382).				X				
4.5.59	Sixty-third Supplemental Indenture dated May 1, 1994 (incorporated by reference to Exhibit 4(f) for Duke Energy Progress' Form S-3, File No. 033-57835).				X				
4.5.60	Sixty-fourth Supplemental Indenture dated August 15, 1997 (incorporated by reference to Exhibit to Duke Energy Progress' Current Report on Form 8-K dated August 26, 1997, File No. 1-3382).				X				
4.5.61	Sixty-fifth Supplemental Indenture dated April 1, 1998 (incorporated by reference to Exhibit 4(b) for Duke Energy Progress' Registration Statement on Form S-3 filed December 18, 1998, File No. 333-69237).				X				
4.5.62	Sixty-sixth Supplemental Indenture dated March 1, 1999 (incorporated by reference to Exhibit 4(c) to Duke Energy Progress' Current Report on Form 8-K filed on March 19, 1999, File No. 1-3382).				X				
4.5.63	Form of Carolina Power & Light Company First Mortgage Bond, 6.80% Series Due August 15, 2007 (incorporated by reference to Exhibit 4 to Duke Energy Progress' Form 10-Q for the period ended September 30, 1998, File No. 1-3382).				X				
4.5.64	Sixty-eighth Supplemental Indenture dated April 1, 2000 (incorporated by reference to Exhibit No. 4(b) to Duke Energy Progress' Current Report on Form 8-K filed on April 20, 2000, File No. 1-3382).				X				
4.5.65	Sixty-ninth Supplemental Indenture dated June 1, 2000 (incorporated by reference to Exhibit No. 4b(2) to Duke Energy Progress' Annual Report on Form 10-K for the year ended December 31, 2000, filed on March 29, 2001, File No. 1-3382).				X				
4.5.66	Seventieth Supplemental Indenture dated July 1, 2000 (incorporated by reference to Exhibit 4b(3) to Duke Energy Progress' Annual Report on Form 10-K for the year ended December 31, 2000, filed on March 29, 2001, File No. 1-3382).				X				

PART IV

Exhibit Number	Duke Energy	Duke Energy Carolinas	Progress Energy	Duke Energy Progress	Duke Energy Florida	Duke Energy Ohio	Duke Energy Indiana	Piedmont
4.5.67				X				
4.5.68				X				
4.5.69				X				
4.5.70				X				
4.5.71				X				
4.5.72				X				
4.5.73				X				
4.5.74				X				
4.5.75				X				
4.5.76				X				
4.5.77				X				
4.5.78				X				

PART IV

Exhibit Number		Duke Energy	Duke Energy Carolinas	Progress Energy	Duke Energy Progress	Duke Energy Florida	Duke Energy Ohio	Duke Energy Indiana	Piedmont
4.5.79	Eighty-fifth Supplemental Indenture, dated as of August 1, 2015 (incorporated by reference to Exhibit 4.1 to Duke Energy Progress, LLC's Current Report on Form 8-K filed on August 13, 2015, File No. 1-3382).				X				
4.5.80	Eighty-sixth Supplemental Indenture, dated as of September 1, 2016 (incorporated by reference to Exhibit 4.1 to registrant's Current Report on Form 8-K filed on September 16, 2016, File No. 1-15929).				X				
4.5.81	Eighty-seventh Supplemental Indenture, dated as of September 1, 2017 (incorporated by reference to Exhibit 4.1 to registrant's Current Report on Form 8-K filed on September 8, 2017, File No. 1-3382).				X				
4.5.82	Eighty-ninth Supplemental Indenture (incorporated by reference to Exhibit 4.1 to registrant's Current Report on Form 8-K filed on March 7, 2019, File no. 1-3382).				X				
4.5.83	Ninetieth Supplemental Indenture, dated as of August 1, 2020 (incorporated by reference to Exhibit 4.1 to registrant's Current Report on Form 8-K filed on August 20, 2020, File No. 1-3382).				X				
4.5.84	Ninety-first Supplemental Indenture, dated as of August 1, 2021 (incorporated by reference to Exhibit 4.1 to registrant's Current Report on Form 8-K filed on August 12, 2021, File No. 1-3382).				X				
4.5.85	Ninety-second Supplemental Indenture, dated as of March 1, 2022, among the registrant, The Bank of New York Mellon (formerly Irving Trust Company) and Christie Leppert (successor to Frederick G. Herbst) and forms of global bonds (incorporated by reference to Exhibit 4.1 to registrant's Current Report on Form 8-K filed on March 17, 2022, File No. 1-3382).				X				
4.5.86	Ninety-fourth Supplemental Indenture, dated as of March 1, 2023 (incorporated by reference to Exhibit 4.1 to registrant's Current Report on Form 8-K filed on March 9, 2023, File No. 1-3382).				X				
4.5.87	First Supplemental Indenture, dated as of August 1, 2020 (incorporated by reference to Exhibit 4.2 to registrant's Current Report on Form 8-K filed on August 20, 2020, File No. 1-3382).				X				
4.6	Indenture (for Debt Securities) between Duke Energy Progress, Inc. (formerly Carolina Power & Light Company) and The Bank of New York Mellon (successor in interest to The Chase Manhattan Bank), as Trustee (incorporated by reference to Exhibit 4(a) to registrant's Current Report on Form 8-K filed on November 5, 1999, File No. 1-3382).				X				
4.7	Indenture (for [Subordinated] Debt Securities) (open ended) (incorporated by reference to Exhibit 4(a)(2) to Duke Energy Progress, Inc.'s (formerly Carolina Power & Light Company (d/b/a Progress Energy Carolinas, Inc.)) Registration Statement on Form S-3 filed on November 18, 2008, File No. 333-155418).				X				
4.8	Indenture (for First Mortgage Bonds) between Duke Energy Florida, Inc. (formerly Florida Power Corporation) and The Bank of New York Mellon (as successor to Guaranty Trust Company of New York and The Florida National Bank of Jacksonville), as Trustee, dated as of January 1, 1944, (incorporated by reference to Exhibit B-18 to registrant's Form A-2, File No. 2-5293).					X			
4.8.1	Seventh Supplemental Indenture (incorporated by reference to Exhibit 4(b) to Duke Energy Florida, Inc.'s (formerly Florida Power Corporation) Registration Statement on Form S-3 filed on September 27, 1991, File No. 33-16788).					X			
4.8.2	Eighth Supplemental Indenture (incorporated by reference to Exhibit 4(c) to Duke Energy Florida, Inc.'s (formerly Florida Power Corporation) Registration Statement on Form S-3 filed on September 27, 1991, File No. 33-16788).					X			
4.8.3	Sixteenth Supplemental Indenture (incorporated by reference to Exhibit 4(d) to Duke Energy Florida, Inc.'s (formerly Florida Power Corporation) Registration Statement on Form S-3 filed on September 27, 1991, File No. 33-16788).					X			

PART IV

Exhibit Number	Duke Energy	Duke Energy Carolinas	Progress Energy	Duke Energy Progress	Duke Energy Florida	Duke Energy Ohio	Duke Energy Indiana	Piedmont
4.8.4					X			
4.8.5					X			
4.8.6					X			
4.8.7					X			
4.8.8					X			
4.8.9					X			
4.8.10					X			
4.8.11					X			
4.8.12					X			
4.8.13					X			
4.8.14					X			
4.8.15					X			
4.8.16					X			

PART IV

Exhibit Number		Duke Energy	Duke Energy Carolinas	Progress Energy	Duke Energy Progress	Duke Energy Florida	Duke Energy Ohio	Duke Energy Indiana	Piedmont
4.8.17	Fifty-fifth Supplemental Indenture, dated as of June 1, 2018 (incorporated by reference to Exhibit 4.1 to registrant's Current Report on Form 8-K filed on June 21, 2018, File No. 1-3274).					X			
4.8.18	Fifty-sixth Supplemental Indenture, dated as of November 1, 2019 (incorporated by reference to Exhibit 4.1 to registrant's Current Report on Form 8-K filed on November 26, 2019, File No. 1-3274).					X			
4.8.19	Fifty-seventh Supplemental Indenture, dated as of June 1, 2020 (incorporated by reference to Exhibit 4.1 to registrant's Current Report on Form 8-K filed on June 11, 2020, File No. 1-3274).					X			
4.8.20	Fifty-eighth Supplemental Indenture, dated as of November 1, 2021 (incorporated by reference to Exhibit 4.1 to registrant's Current Report on Form 8-K filed on December 2, 2021, File No. 1-3274).					X			
4.8.21	Fifty-ninth Supplemental Indenture, dated as of November 1, 2022 (incorporated by reference to Exhibit 4.1 to registrant's Current Report on Form 8-K filed on November 10, 2022, File No. 1-3274).					X			
4.8.22	Sixtieth Supplemental Indenture, dated as of September 1, 2023, between Duke Energy Florida, LLC and The Bank of New York Mellon, as successor Trustee and Calculation Agent (incorporated by reference to Exhibit 4.1 to registrant's Current Report on Form 8-K filed on September 29, 2023, File No. 1-3274).					X			
4.8.23	Sixty-first Supplemental Indenture, dated as of November 1, 2023, between Duke Energy Florida, LLC and The Bank of New York Mellon, as successor Trustee (incorporated by reference to Exhibit 4.1 to registrant's Current Report on Form 8-K filed on November 9, 2023, File No. 1-3274).					X			
4.9	Indenture (for Debt Securities) between Duke Energy Florida, Inc. (formerly Florida Power Corporation (d/b/a Progress Energy Florida, Inc.)) and The Bank of New York Mellon Trust Company, National Association (successor in interest to J.P. Morgan Trust Company, National Association), as Trustee, dated as of December 7, 2005 (incorporated by reference to Exhibit 4(a) to registrant's Current Report on Form 8-K filed on December 13, 2005, File No. 1-3274).					X			
4.9.1	First Supplemental Indenture, dated as of December 12, 2017 (incorporated by reference to Exhibit 4.1 to registrant's Current Report on Form 8-K filed on December 12, 2017, File No. 1-03274).					X			
4.9.2	Second Supplemental Indenture, dated as of November 26, 2019 (incorporated by reference to Exhibit 4.2 to registrant's Current Report on Form 8-K filed on November 26, 2019, File No. 1-3274).					X			
4.10	Indenture (for [Subordinated] Debt Securities) (open ended) (incorporated by reference to Exhibit 4(a)(2) Duke Energy Florida, Inc.'s (formerly Florida Power Corporation (d/b/a Progress Energy Florida, Inc.)) Registration Statement on Form S-3 filed on November 18, 2008, File No. 333-155418).					X			
4.11	Original Indenture (Unsecured Debt Securities) between Duke Energy Ohio, Inc. (formerly The Cincinnati Gas & Electric Company) and The Bank of New York Mellon Trust Company, N.A., as Successor Trustee, dated as of May 15, 1995 (incorporated by reference to Exhibit 3 to registrant's Form 8-A filed on July 27, 1995, File No. 1-1232).						X		
4.11.1	First Supplemental Indenture, dated as of June 1, 1995 (incorporated by reference to Exhibit 4 B to Duke Energy Ohio, Inc.'s (formerly The Cincinnati Gas & Electric Company) Quarterly Report on Form 10-Q for the quarter ended June 30, 1995, filed on August 11, 1995, File No. 1-1232).						X		
4.11.2	Seventh Supplemental Indenture, dated as of June 15, 2003 (incorporated by reference to Exhibit 4.1 to Duke Energy Ohio, Inc.'s (formerly The Cincinnati Gas & Electric Company) Quarterly Report on Form 10-Q for the quarter ended June 30, 2003, filed on August 13, 2003, File No. 1-1232).						X		

PART IV

Exhibit Number	Duke Energy	Duke Energy Carolinas	Progress Energy	Duke Energy Progress	Duke Energy Florida	Duke Energy Ohio	Duke Energy Indiana	Piedmont
4.12						X		
4.12.1						X		
4.12.2						X		
4.12.3						X		
4.12.4						X		
4.12.5						X		
4.12.6						X		
4.12.7						X		
4.13							X	
4.13.1							X	
4.13.2							X	
4.133							X	
4.13.4							X	
4.14							X	
4.14.1							X	

PART IV

Exhibit Number	Duke Energy	Duke Energy Carolinas	Progress Energy	Duke Energy Progress	Duke Energy Florida	Duke Energy Ohio	Duke Energy Indiana	Piedmont
4.14.2							X	
4.14.3							X	
4.14.4							X	
4.14.5							X	
4.14.6							X	
4.14.7							X	
4.14.8							X	
4.14.9							X	
4.14.10							X	
4.14.11							X	
4.14.12							X	
4.14.13							X	
4.14.14							X	
4.14.15							X	
4.14.16							X	
4.14.17							X	
4.14.18							X	

PART IV

Exhibit Number	Duke Energy	Duke Energy Carolinas	Progress Energy	Duke Energy Progress	Duke Energy Florida	Duke Energy Ohio	Duke Energy Indiana	Piedmont
4.14.19							X	
4.14.20							X	
4.14.21							X	
4.14.22							X	
4.14.23							X	
4.14.24							X	
4.14.25							X	
4.15						X		
4.16							X	
4.17							X	
4.18							X	
4.19			X					
4.20								X
4.21								X

PART IV

Exhibit Number		Duke Energy	Duke Energy Carolinas	Progress Energy	Duke Energy Progress	Duke Energy Florida	Duke Energy Ohio	Duke Energy Indiana	Piedmont
4.22	Form of 4.65% Senior Notes due 2043 (incorporated by reference to Exhibit 4.2 to registrant's Current Report on Form 8-K filed on August 1, 2013, File No. 1-06196).								X
4.23	Form of 4.10% Senior Notes due 2034 (incorporated by reference to Exhibit 4.2 to registrant's Current Report on Form 8-K filed on September 18, 2014, File No. 1-06196).								X
4.24	Form of 3.60% Senior Notes due 2025 (incorporated by reference to Exhibit 4.2 to registrant's Current Report on Form 8-K filed on September 14, 2015, File No. 1-06196).								X
4.25	Form of 3.64% Senior Notes due 2046 (incorporated by reference to Exhibit 4.2 to registrant's Current Report on Form 8-K filed on July 28, 2016, File No. 1-06196).								X
4.26	Form of 4.24% Series B Senior Notes due June 6, 2021 (incorporated by reference to Exhibit 4.2 to registrant's Current Report on Form 8-K filed on May 12, 2011, File No. 1-06196).								X
4.27	Indenture, dated as of April 1, 1993, between Piedmont and The Bank of New York Mellon Trust Company, N.A. (as successor to Citibank, N.A.), Trustee (incorporated by reference to Exhibit 4.1 to registrant's Registration Statement on Form S-3 filed on May 16, 1995, File No. 33-59369).								X
4.27.1	Second Supplemental Indenture, dated as of June 15, 2003, between Piedmont and Citibank, N.A., Trustee (incorporated by reference to Exhibit 4.3 to registrant's Registration Statement on Form S-3 filed on June 19, 2003, File No. 333-106268).								X
4.27.2	Fourth Supplemental Indenture, dated as of May 6, 2011, between Piedmont Natural Gas Company, Inc. and The Bank of New York Mellon Trust Company, N.A., as trustee (incorporated by reference to Exhibit 4.2 to registrant's Registration Statement on Form S-3-ASR filed on July 7, 2011, File No. 333-175386).								X
4.27.3	Fifth Supplemental Indenture, dated August 1, 2013, between the Company and The Bank of New York Mellon Trust Company, N.A. (incorporated by reference to Exhibit 4.1 to registrant's Current Report on Form 8-K filed on August 1, 2013, File No. 1-06196).								X
4.27.4	Sixth Supplemental Indenture, dated September 18, 2014, between the Company and The Bank of New York Mellon Trust Company, N.A. (incorporated by reference to Exhibit 4.1 to registrant's Current Report on Form 8-K filed on September 18, 2014, File No. 1-06196).								X
4.27.5	Seventh Supplemental Indenture, dated September 14, 2015, between the Company and The Bank of New York Mellon Trust Company, N.A. (incorporated by reference to Exhibit 4.1 to registrant's Current Report on Form 8-K filed on September 14, 2015, File No. 1-06196).								X
4.27.6	Eighth Supplemental Indenture, dated July 28, 2016, between the Company and The Bank of New York Mellon Trust Company, N.A. (incorporated by reference to Exhibit 4.1 to registrant's Current Report on Form 8-K filed on July 28, 2016, File No. 1-06196).								X
4.27.7	Ninth Supplemental Indenture, dated as of May 24, 2019 (incorporated by reference to Exhibit 4.1 to registrant's Current Report on Form 8-K filed on May 24, 2019, File No. 1-6196).								X
4.27.8	Tenth Supplemental Indenture, dated as of May 21, 2020 (incorporated by reference to Exhibit 4.1 to registrant's Current Report on Form 8-K filed on May 21, 2020, File No. 1-6196).								X
4.27.9	Eleventh Supplemental Indenture, dated as of March 11, 2021 (incorporated by reference to Exhibit 4.1 to registrant's Current Report on Form 8-K filed on March 11, 2021, File No. 1-6196).								X

PART IV

Exhibit Number	Duke Energy	Duke Energy Carolinas	Progress Energy	Duke Energy Progress	Duke Energy Florida	Duke Energy Ohio	Duke Energy Indiana	Piedmont
4.2.710								X
4.27.11								X
4.28								X
4.29								X
4.30								X
4.31								X
4.32								X
4.33								X
4.34								X
4.35								X
10.1		X						
10.2		X						
10.3		X						
10.4								X

PART IV

Exhibit Number		Duke Energy	Duke Energy Carolinas	Progress Energy	Duke Energy Progress	Duke Energy Florida	Duke Energy Ohio	Duke Energy Indiana	Piedmont
10.5	Assignment of Membership Interests dated as of October 3, 2016 between Piedmont ACP Company, LLC and Dominion Atlantic Coast Pipeline, LLC, (incorporated by reference to Exhibit 10.1 to registrant's Current Report on Form 8-K filed on October 7, 2016, File No. 1-06196).								X
10.6	Agreements between Piedmont Electric Membership Corporation, Rutherford Electric Membership Corporation and Blue Ridge Electric Membership Corporation (incorporated by reference to Exhibit 10.15 to Duke Energy Corporation's Quarterly Report on Form 10-Q for the quarter ended June 30, 2006, filed on August 9, 2006, File No. 1-32853).		X						
10.7	Conveyance and Assignment Agreement, dated as of October 3, 2016, by and between Piedmont Energy Company and Georgia Natural Gas Company (incorporated by reference to Exhibit 10.1 to registrant's Current Report on Form 8-K filed on October 3, 2016, File No. 1-06196).								X
10.8	Engineering, Procurement and Construction Management Agreement between Duke Energy Indiana, LLC (formerly PSI Energy, Inc.) and Bechtel Power Corporation, dated as of December 15, 2008 (incorporated by reference to Exhibit 10.16 to registrant's Annual Report on Form 10-K for the year ended December 31, 2008, filed on March 13, 2009, File No. 1-3543). (Portions of the exhibit have been omitted and filed separately with the Securities and Exchange Commission pursuant to a request for confidential treatment pursuant to Rule 24b-2 under the Securities Exchange Act of 1934, as amended.)							X	
10.9	Formation and Sale Agreement between Duke Ventures, LLC, Crescent Resources, LLC, Morgan Stanley Real Estate Fund V U.S. L.P., Morgan Stanley Real Estate Fund V Special U.S., L.P., Morgan Stanley Real Estate Investors V U.S., L.P., MSP Real Estate Fund V, L.P., and Morgan Stanley Strategic Investments, Inc., dated as of September 7, 2006 (incorporated by reference to Exhibit 10.3 to Duke Energy Corporation's Quarterly Report on Form 10-Q for the quarter ended September 30, 2006, filed on November 9, 2006, File No. 1-32853).	X							
10.10	Operating Agreement of Pioneer Transmission, LLC (incorporated by reference to Exhibit 10.1 to Duke Energy Corporation's Quarterly Report on Form 10-Q for the quarter ended September 30, 2008, filed on November 7, 2008, File No. 1-32853).	X							
10.11**	Amended and Restated Duke Energy Corporation Directors' Saving Plan, dated as of January 1, 2014 (incorporated by reference to Exhibit 10.32 to Duke Energy Corporation's Annual Report on Form 10-K for the year ended December 31, 2013, filed on February 28, 2014, File No. 1-32853).	X							
10.12**	Amendment to Duke Energy Corporation Directors' Savings Plan, effective as of December 16, 2021 (incorporated by reference to Exhibit 10.12 to Duke Energy Corporation's Annual Report on Form 10-K for the year ended December 31, 2021, filed on February 24, 2022, File No. 1-32853).	X							
10.13	Engineering, Procurement and Construction Management Agreement between Duke Energy Indiana, LLC (formerly PSI Energy, Inc.) and Bechtel Power Corporation, dated as of December 15, 2008 (incorporated by reference to Item 1.01 to registrant's Current Report on Form 8-K filed on December 19, 2008, File Nos. 1-32853 and 1-3543). (Portions of the exhibit have been omitted and filed separately with the Securities and Exchange Commission pursuant to a request for confidential treatment pursuant to Rule 24b-2 under the Securities Exchange Act of 1934, as amended.)	X						X	
10.14**	Duke Energy Corporation Executive Severance Plan (incorporated by reference to Exhibit 10.1 to registrant's Current Report on Form 8-K filed on January 13, 2011, File No. 1-32853).	X							

PART IV

Exhibit Number	Duke Energy	Duke Energy Carolinas	Progress Energy	Duke Energy Progress	Duke Energy Florida	Duke Energy Ohio	Duke Energy Indiana	Piedmont
10.15		X	X			X	X	
10.15.1		X	X	X	X	X	X	
10.15.2		X	X	X	X	X	X	
10.15.3		X	X	X	X	X	X	X
10.15.4		X	X	X	X	X	X	X
10.15.5		X	X	X	X	X	X	X
10.16**	X							
10.16.1**	X							

PART IV

Exhibit Number		Duke Energy	Duke Energy Carolinas	Progress Energy	Duke Energy Progress	Duke Energy Florida	Duke Energy Ohio	Duke Energy Indiana	Piedmont
10.17**	Duke Energy Corporation 2023 Long-Term Incentive Plan (incorporated by reference to Appendix C to registrant's DEF14A filed on March 23, 2023, File No.1-32853).	X							
10.18**	Restricted Stock Unit Award Agreement (incorporated by reference to Exhibit 10.4 to registrant's Quarterly Report on Form 10-Q for the quarter ended March 31, 2017 filed on May 9, 2017, File No. 1-32853).	X							
10.19**	Restricted Stock Unit Award Agreement (incorporated by reference to Exhibit 10.24 to Duke Energy Corporation's Annual Report on Form 10-K for the year ended December 31, 2017, filed on February 21, 2018, File No. 1-32853).	X							
10.20**	Restricted Stock Unit Award Agreement (incorporated by reference to Exhibit 10.3 to Duke Energy Corporation's Quarterly Report on Form 10-Q for the quarter ended March 31, 2019, filed on May 9, 2019, File No. 1-32853).	X							
10.21**	Restricted Stock Unit Award Agreement (incorporated by reference to Exhibit 10.4 to Duke Energy Corporation's Quarterly Report on Form 10-Q for the quarter ended March 31, 2022, filed on May 9, 2022, File No. 1-32853).	X							
10.22**	Restricted Stock Unit Award Agreement (incorporated by reference to Exhibit 10.21 to registrant's Annual Report on Form 10-K for the year ended December 31, 2022, filed on February 27, 2023, File No. 1-32853).	X							
10.23**	Performance Share Award Agreement (incorporated by reference to Exhibit 10.2 to Duke Energy Corporation's Quarterly Report on Form 10-Q for the quarter ended March 31, 2019, filed on May 9, 2019, File No. 1-32853).	X							
10.24**	Performance Share Award Agreement (incorporated by reference to Exhibit 10.4 to Duke Energy Corporation's Quarterly Report on Form 10-Q for the quarter ended March 31, 2020, filed on May 12, 2020, File No. 1-32853).	X							
10.25**	Performance Share Award Agreement (incorporated by reference to Exhibit 10.24 to registrant's Annual Report on Form 10-K for the year ended December 31, 2022, Filed on February 27, 2023, File No. 1-32853).	X							
10.26	Settlement Agreement between Duke Energy Corporation, the North Carolina Utilities Commission Staff and the North Carolina Public Staff, dated as of November 28, 2012 (incorporated by reference to Exhibit 10.1 to registrant's Current Report on Form 8-K filed on November 29, 2012, File No. 1-32853).	X							
10.27	Settlement Agreement between Duke Energy Corporation and the North Carolina Attorney General, dated as of December 3, 2012 (incorporated by reference Item 7.01 to registrant's Current Report on Form 8-K filed on December 3, 2012, File No. 1-32853).	X							
10.28	Settlement Agreement between Duke Energy Carolinas, LLC, Duke Energy Progress, LLC, and The North Carolina Department of Environmental Quality, dated as of December 31, 2019 (incorporated by reference to Exhibit 10.1 to registrants' Current Report on Form 8-K filed on January 2, 2020, File Nos. 1-4928, 1-3382).		X		X				
10.29	Duke Energy Carolinas Summary of Partial Settlement in North Carolina Rate Case (incorporated by reference to Exhibit 99.1 to registrant's Current Report on Form 8-K filed on March 26, 2020, File Nos. 1-32853, 1-4928, 1-3382).	X	X		X				
10.30	Coal Combustion Residuals Settlement Agreement between registrants and the Public Staff-North Carolina Utilities Commission, the North Carolina Attorney General's Office, and the Sierra Club, dated as of January 22, 2021 (incorporated by reference to Exhibit 10.1 to registrants' Quarterly Report on Form 10-Q for the quarter ended March 31, 2021, filed on May 10, 2021, File Nos. 1-32853, 1-4928, 1-3382).	X	X		X				
10.31	Investment Agreement by and among Cinergy Corp., Duke Energy Indiana HoldCo, LLC, Duke Energy Corporation, and Epsom Investment PTE. LTD., dated as of January 28, 2021 (incorporated by reference to Exhibit 10.2 to registrants' Quarterly Report on Form 10-Q for the quarter ended March 31, 2021, filed on May 10, 2021, File Nos. 1-32853, 1-3543).	X						X	

PART IV

Exhibit Number		Duke Energy	Duke Energy Carolinas	Progress Energy	Duke Energy Progress	Duke Energy Florida	Duke Energy Ohio	Duke Energy Indiana	Duke Energy Piedmont
10.32	Cooperation Agreement, dated as of November 13, 2021, by and among Duke Energy Corporation, Elliott Investment Management L.P., and Elliott International, L.P.(incorporated by reference to registrant's Current Report on Form 8-K filed on November 15, 2021, File No. 1-32853).	X							
10.33**	Form of Change-in-Control Agreement (incorporated by reference to Exhibit 10.58 to Duke Energy Corporation's Annual Report on Form 10-K for the year ended December 31, 2012, filed on March 1, 2013, File No. 1-32853).	X							
10.34**	Amended and Restated Duke Energy Corporation Executive Cash Balance Plan, dated as of January 1, 2014 (incorporated by reference to Exhibit 10.52 to Duke Energy Corporation's Annual Report on Form 10-K for the year ended December 31, 2013, filed on February 28, 2014, File No. 1-32852).	X							
10.34.1**	Amended and Restated Duke Energy Corporation Executive Cash Balance Plan, dated as of September 30, 2020 (incorporated by reference to Exhibit 10.1 to registrant's Current Report on Form 8-K filed on September 25, 2020, File No. 1-32853).	X							
10.35	Purchase, Construction and Ownership Agreement, dated as of July 30, 1981, between Duke Energy Progress, Inc. (formerly Carolina Power & Light Company) and North Carolina Municipal Power Agency Number 3 and Exhibits, together with resolution, dated as of December 16, 1981, changing name to North Carolina Eastern Municipal Power Agency, amending letter, dated as of February 18, 1982, and amendment, dated as of February 24, 1982 (incorporated by reference to Exhibit 10(a) to registrant's File No. 33-25560).				X				
10.36	Operating and Fuel Agreement, dated as of July 30, 1981, between Duke Energy Progress, Inc. (formerly Carolina Power & Light Company) and North Carolina Municipal Power Agency Number 3 and Exhibits, together with resolution, dated as of December 16, 1981, changing name to North Carolina Eastern Municipal Power Agency, amending letters, dated as of August 21, 1981, and December 15, 1981, and amendment, dated as of February 24, 1982 (incorporated by reference to Exhibit 10(b) to registrant's File No. 33-25560).				X				
10.37	Power Coordination Agreement, dated as of July 30, 1981, between Duke Energy Progress, Inc. (formerly Carolina Power & Light Company) and North Carolina Municipal Power Agency Number 3 and Exhibits, together with resolution, dated as of December 16, 1981, changing name to North Carolina Eastern Municipal Power Agency and amending letter, dated as of January 29, 1982 (incorporated by reference to Exhibit 10(c) to registrant's File No. 33-25560).				X				
10.38	Amendment, dated as of December 16, 1982, to Purchase, Construction and Ownership Agreement, dated as of July 30, 1981, between Duke Energy Progress, Inc. (formerly Carolina Power & Light Company) and North Carolina Eastern Municipal Power Agency (incorporated by reference to Exhibit 10(d) to registrant's File No. 33-25560).				X				

PART IV

Exhibit Number	Duke Energy	Duke Energy Carolinas	Progress Energy	Duke Energy Progress	Duke Energy Florida	Duke Energy Ohio	Duke Energy Indiana	Piedmont
10.39			X		X			
10.39	Precedent and Related Agreements between Duke Energy Florida, Inc. (formerly Florida Power Corporation d/b/a Progress Energy Florida, Inc. ("PEF")), Southern Natural Gas Company, Florida Gas Transmission Company ("FGT"), and BG LNG Services, LLC ("BG"), including: a) Precedent Agreement between Southern Natural Gas Company and PEF, dated as of December 2, 2004; b) Gas Sale and Purchase Contract between BG and PEF, dated as of December 1, 2004; c) Interim Firm Transportation Service Agreement by and between FGT and PEF, dated as of December 2, 2004; d) Letter Agreement between FGT and PEF, dated as of December 2, 2004, and Firm Transportation Service Agreement between FGT and PEF to be entered into upon satisfaction of certain conditions precedent; e) Discount Agreement between FGT and PEF, dated as of December 2, 2004; f) Amendment to Gas Sale and Purchase Contract between BG and PEF, dated as of January 28, 2005; and g) Letter Agreement between FGT and PEF, dated as of January 31, 2005 (incorporated by reference to Exhibit 10.1 to registrant's Current Report on Form 8-K/A filed on March 15, 2005, File Nos. 1-15929 and 1-3274). (Portions of the exhibit have been omitted and filed separately with the Securities and Exchange Commission pursuant to a request for confidential treatment pursuant to Rule 24b-2 under the Securities Exchange Act of 1934, as amended.)							
10.40			X		X			
10.40	Engineering, Procurement and Construction Agreement between Duke Energy Florida, Inc. (formerly Florida Power Corporation d/b/a/ Progress Energy Florida, Inc.), as owner, and a consortium consisting of Westinghouse Electric Company LLC and Stone & Webster, Inc., as contractor, for a two-unit AP1000 Nuclear Power Plant, dated as of December 31, 2008 (incorporated by reference to Exhibit 10.1 to registrant's Current Report on Form 8-K filed on March 2, 2009, File Nos. 1-15929 and 1-3274). (Portions of the exhibit have been omitted and filed separately with the Securities and Exchange Commission pursuant to a request for confidential treatment pursuant to Rule 24b-2 under the Securities Exchange Act of 1934, as amended.)							
10.41**		X						
10.41**	Employment Agreement between Duke Energy Corporation and Lynn J. Good, dated as of June 17, 2013 (incorporated by reference to Exhibit 10.1 to Duke Energy Corporation's Current Report on Form 8-K filed on June 18, 2013, File No. 1-32853).							
10.41.1**		X						
10.41.1**	Amendment to Employment Agreement between Duke Energy Corporation and Lynn J. Good, dated as of June 25, 2015 (incorporated by reference to Exhibit 10.1 to Duke Energy Corporation's Current Report on Form 8-K filed on June 29, 2015, File No. 1-32853).							
10.42**		X						
10.42**	Amended and Restated Duke Energy Corporation Executive Short-Term Incentive Plan, effective February 23, 2022 (incorporated by reference to Exhibit 10.1 to registrant's Current Report on Form 8-K filed on February 24, 2022, File No. 1-32853).							
10.43**		X						
10.43**	Duke Energy Corporation 2017 Director Compensation Program Summary (incorporated by reference to Exhibit 10.3 to Duke Energy Corporation's Quarterly Report on Form 10-Q for the quarter ended June 30, 2017, filed on August 3, 2017, File No. 1-32853).							
10.44**		X						
10.44**	Duke Energy Corporation 2022 Director Compensation Program Summary (incorporated by reference to Exhibit 10.5 to Duke Energy Corporation's Quarterly Report on Form 10-Q for the quarter ended March 31, 2022, filed on May 9, 2022, File No. 1-32853).							
10.45**		X						
10.45**	Duke Energy Corporation 2023 Director Compensation Program Summary (incorporated by reference to Exhibit 10.6 to Duke Energy Corporation's Quarterly Report on Form 10-Q for the quarter ended March 31, 2023, filed on May 9, 2023, File No. 1-32853).							
10.46**		X						
10.46**	Amended and Restated Duke Energy Corporation Executive Savings Plan, dated as of January 1, 2014 (incorporated by reference to Exhibit 10.82 to Duke Energy Corporation's Annual Report on Form 10-K for the year ended December 31, 2013, filed on February 28, 2014, File No. 1-32853).							

PART IV

Exhibit Number		Duke Energy	Duke Energy Carolinas	Progress Energy	Duke Energy Progress	Duke Energy Florida	Duke Energy Ohio	Duke Energy Indiana	Duke Energy Piedmont
10.46.1**	Amendment to Duke Energy Corporation Executive Savings Plan, dated as of January 1, 2014 (incorporated by reference to Exhibit 10.1 to Duke Energy Corporation's Quarterly Report on Form 10-Q for the quarter ended September 30, 2017, filed on November 3, 2017, File No. 1-32853).	X							
10.46.2**	Amendment to Duke Energy Corporation Executive Savings Plan, dated as of October 1, 2020 (incorporated by reference to Exhibit 10.2 to Duke Energy Corporation's Current Report on Form 8-K filed on September 25, 2020, File No. 1-32853).	X							
10.47**	Retention Award Agreement (incorporated by reference to Exhibit 10.42 to Duke Energy Corporation's Annual Report on Form 10-K for the year ended December 31, 2021, filed on February 24, 2022, File No. 1-32853).	X							
10.48	Agreement between Duke Energy SAM, LLC, Duke Energy Ohio, Inc., Duke Energy Commercial Enterprise, Inc. and Dynegy Resource I, LLC, dated as of August 21, 2014 (incorporated by reference to Exhibit 10.61 to Duke Energy Corporation's Annual Report on Form 10-K for the year ended December 31, 2014, filed on March 2, 2015, File No. 1-32853).	X					X		
10.49	Asset Purchase Agreement between Duke Energy Progress, Inc. and North Carolina Eastern Municipal Power Agency, dated as of September 5, 2014 (incorporated by reference to Exhibit 10.62 to Duke Energy Corporation's Annual Report on Form 10-K for the year ended December 31, 2014, filed on March 2, 2015, File No. 1-32853).	X			X				
10.50	Accelerated Stock Repurchase Program executed by Goldman, Sachs & Co., and JPMorgan Chase Bank, N.A. on April 6, 2015, under an agreement with Duke Energy Corporation (incorporated by reference to Exhibit 10.1 to Duke Energy Corporation's Current Report on Form 8-K filed on April 6, 2015, File No. 1-32853).	X							
10.51	Plea Agreement between Duke Energy Corporation and the Court of the Eastern District of North Carolina in connection with the May 14, 2015, Dan River Grand Jury Settlement (incorporated by reference to Exhibit 10.3 to Duke Energy Corporation's Quarterly Report on Form 10-Q for the quarter ended June 30, 2015, filed on August 7, 2015, File No. 1-32853).	X							
10.52	Plea Agreement between Duke Energy Corporation and the Court of the Eastern District of North Carolina in connection with the May 14, 2015, Dan River Grand Jury Settlement (incorporated by reference to Exhibit 10.4 to Duke Energy Corporation's Quarterly Report on Form 10-Q for the quarter ended June 30, 2015, filed on August 7, 2015, File No. 1-32853).	X							
10.53	Purchase and Sale Agreement by and among Duke Energy International Group S.à.r.l., Duke Energy International Brazil Holdings S.à.r.l. and China Three Gorges (Luxembourg) Energy S.à.r.l., dated as of October 10, 2016 (incorporated by reference to Exhibit 2.1 to registrant's Current Report on Form 8-K filed on October 13, 2016, File No. 1-32853).	X							
10.54	Purchase and Sale Agreement by and among Duke Energy Brazil Holdings II, C.V., Duke Energy International Uruguay Investments SRL, Duke Energy International Group S.à.r.l., Duke Energy International España Holdings SL, Duke Energy International Investments No. 2 Ltd., ISQ Enerlam Aggregator, L.P., and Enerlam (UK) Holdings Ltd., dated as of October 10, 2016 (incorporated by reference to Exhibit 2.2. to registrant's Current Report on Form 8-K filed on October 13, 2016, File No. 1-32853).	X							
10.55	\$1,000,000,000 Credit Agreement, dated as of June 14, 2017, among Duke Energy Corporation, the Lenders listed therein, The Bank of Nova Scotia, as Administrative Agent, PNC Bank, N.A., Sumitomo Mitsui Banking Corporation, and TD Bank, N.A., as CO-Syndication Agents, and Bank of China, New York Branch, BNP Paribas, Santander Bank, N.A. and U.S. Bank N.A., as Co-Documentation Agents (incorporated by reference to Exhibit 10.1 to registrant's Current Report on Form 8-K filed on June 14, 2017, File No. 1-32853).	X							

PART IV

Exhibit Number		Duke Energy	Duke Energy Carolinas	Progress Energy	Duke Energy Progress	Duke Energy Florida	Duke Energy Ohio	Duke Energy Indiana	Piedmont
10.56	\$1,000,000,000 Credit Agreement, dated as of May 15, 2019, among Duke Energy Corporation, the Lenders party thereto, The Bank of Nova Scotia, as Administrative Agent, PNC Bank, N.A., Sumitomo Mitsui Banking Corporation, and TD Bank, N.A., as Co-Syndication Agents, and Bank of China, New York Branch, BNP Paribas, Santander Bank, N.A., and U.S. Bank, N.A., as Co-Documentation Agents (incorporated by reference to Exhibit 10.1 to registrant's Current Report on Form 8-K filed on May 16, 2019, File No. 1-32853).	X							
10.56.1	First Amendment to \$1,000,000,000 Credit Agreement, dated as of May 15, 2019, among Duke Energy Corporation, the Lenders party therein, The Bank of Nova Scotia, as Administrative Agent, PNC Bank, N.A., Sumitomo Mitsui Banking Corporation, and TD Bank, N.A., as Co-Syndication Agents, and Bank of China, New York Branch, BNP Paribas, Santander Bank, N.A., and U.S. Bank, N.A., as Co-Documentation Agents (incorporated by reference to Exhibit 10.3 to registrant's Quarterly Report on Form 10-Q for the quarter ended March 31, 2021, filed on May 10, 2021, File No. 1-32853).	X							
10.57	Amended and Restated Credit Agreement, dated as of March 18, 2022, among Duke Energy Corporation, Duke Energy Carolinas, LLC, Duke Energy Ohio, Inc., Duke Energy Indiana, LLC, Duke Energy Kentucky, Inc., Duke Energy Progress, LLC, Duke Energy Florida, LLC, and Piedmont Natural Gas Company, Inc., the Lenders party thereto, Wells Fargo Bank, National Association, as Administrative Agent and Swingline Lender and Wells Fargo Securities, LLC, as Joint Lead Arranger, Joint Bookrunner and Sustainability Structuring Agent. that increases the amount of the credit facility from \$8B to \$9B (incorporated by reference to Exhibit 10.1 to registrants' Current Report on Form 8-K filed on March 21, 2022, File Nos. 1-32853, 1-4928, 1-3382, 1-3274, 1-1232, 1-3543, 1-6196).	X	X		X	X	X	X	X
10.57.1	Amendment No. 1, dated as of March 17, 2023, to Amended and Restated Credit Agreement, dated as of March 18, 2022 (incorporated by reference to Exhibit 10.1 to registrant's Quarterly Report on Form 10-Q for the quarter ended March 31, 2023, filed on May 9, 2023, File Nos. 1-32853, 1-4928, 1-3382, 1-3274, 1-1232, 1-3543, 1-6196).	X	X		X	X	X	X	X
10.58	\$800 million Credit Agreement, dated as of October 21, 2022, among Duke Energy Florida, LLC, as Borrower, the lenders listed therein, Truist Bank, as Administrative Agent, Truist Securities, Inc., Mizuho Bank Ltd., and TD Bank, N.A., as Joint Lead Arrangers, and Truist Securities, Inc., as Sole Bookrunner (incorporated by reference to Exhibit 10.1 to registrant's Current Report on Form 8-K filed on October 21, 2022, File No. 1-3274					X			
10.59	\$1.5 billion 364-Day Term Loan Credit Agreement, dated as of March 19, 2020, among the registrant, as Borrower, certain Lenders from time to time parties thereto, and PNC Bank, N.A., as Administrative Agent, and registrant's borrowing of the remaining \$500 million under registrant's existing \$1 billion revolving credit facility on March 17, 2020 (incorporated by reference to Exhibit 10.1 to registrant's Current Report on Form 8-K filed on March 19, 2020, File No. 1-32853).	X							
10.60	Joinder Agreement, dated as of March 27, 2020, by and among, the registrant, each of the Incremental Lenders listed therein, and PNC Bank, N.A., as Administrative Agent (incorporated by reference to Exhibit 10.2.1 to registrant's Quarterly Report on Form 10-Q for the quarter ended March 31, 2020, filed on May 12, 2020, File No. 1-32853).	X							
10.61	\$1,400,000,000 Term Loan Credit Facility, dated as of March 9, 2022, among the registrant, as Borrower, certain Lenders from time to time parties thereto, and The Bank of Nova Scotia as Administrative Agent and Coordinating Lead Arranger (incorporated by reference to Exhibit 10.1 to registrant's Current Report on Form 8-K filed on March 22, 2022, File No. 1-32853).	X							

PART IV

Exhibit Number		Duke Energy	Duke Energy Carolinas	Progress Energy	Duke Energy Progress	Duke Energy Florida	Duke Energy Ohio	Duke Energy Indiana	Piedmont
10.61.1	Lender Waiver Letter, dated as of March 29, 2023, to Amended and Restated Term Loan Credit Agreement, dated as of March 9, 2022 (incorporated by reference to Exhibit 10.2 to registrant's Quarterly Report of Form 10-Q for the quarter ended March 31, 2023, filed on May 9, 2023, File Nos. 1-32853, 1-4928, 1-3382, 1-3274, 1-1232, 1-3543, 1-6196).	X	X		X	X	X	X	X
10.62	Note Purchase Agreement, dated as of May 6, 2011, among Piedmont Natural Gas Company, Inc. and the Purchasers party thereto (incorporated by reference to Exhibit 10 to registrant's Current Report on Form 8-K filed on May 12, 2011, File No. 1-06196).								X
10.63	Amended and Restated Limited Liability Company Agreement of Constitution Pipeline Company, LLC dated April 9, 2012, by and among Williams Partners Operating LLC and Cabot Pipeline Holdings LLC (incorporated by reference to Exhibit 10.1 to registrant's Quarterly Report on Form 10-Q for the quarter ended January 31, 2013, filed on March 6, 2013, File No. 1-06196).								X
10.63.1	First Amendment to Amended and Restated Limited Liability Company Agreement of Constitution Pipeline Company, LLC, dated as of November 9, 2012, by and among Constitution Pipeline Company, LLC, Williams Partners Operating LLC, Cabot Pipeline Holdings LLC, and Piedmont Constitution Pipeline Company, LLC (incorporated by reference to Exhibit 10.2 to registrant's Quarterly Report on Form 10-Q for the quarter ended January 31, 2013, filed on March 6, 2013, File No. 1-06196).								X
10.63.2	Second Amendment to Amended and Restated Limited Liability Company Agreement of Constitution Pipeline Company, LLC, dated as of May 29, 2013, by and among Constitution Pipeline Company, LLC, Williams Partners Operating LLC, Cabot Pipeline Holdings LLC, Piedmont Constitution Pipeline Company, LLC, and Capitol Energy Ventures Corp. (incorporated by reference to Exhibit 99.1 to registrant's Current Report on Form 8-K filed on September 4, 2013, File No. 1-06196).								X
10.64	Second Amended and Restated Limited Liability Company Agreement of SouthStar Energy Services LLC, dated as of September 1, 2013, by and between Georgia Natural Gas Company and Piedmont Energy Company (incorporated by reference to Exhibit 10.39 to registrant's Annual Report on Form 10-K for the year ended October 31, 2013, filed on December 23, 2013, File No. 1-06196).								X
10.65	Limited Liability Company Agreement of Atlantic Coast Pipeline, LLC, dated as of September 2, 2014, by and between Dominion Atlantic Coast Pipeline, LLC, Duke Energy ACP, LLC, Piedmont ACP Company, LLC, and Maple Enterprise Holdings, Inc. (incorporated by reference to Exhibit 10.35 to registrant's Annual Report on Form 10-K for the year ended October 31, 2014, filed on December 23, 2014, File No. 1-06196).								X
10.66	Amended and Restated Limited Liability Company Operating Agreement of Duke Energy Indiana Holdco, LLC (incorporated by reference to Exhibit 10.1 to registrants' Current Report on Form 8-K filed on September 8, 2021, File Nos. 1-32853, 1-03543).	X						X	
10.67	Engineering, Procurement and Construction Agreement between Duke Energy Business Services, LLC, as agent for and on behalf of Piedmont Natural Gas Company Inc. and Matrix Service, Inc., dated as of April 30, 2019 (incorporated by reference to Exhibit 10.1 to registrant's Quarterly Report on Form 10-Q for the quarter ended June 30, 2019, filed on August 6, 2019, File No. 1-06196). (Portions of the exhibit have been omitted for confidentiality.)								X
10.68	Decommissioning Services Agreement between Duke Energy Florida, LLC, and ADP CR3, LLC, and ADP SF1, LLC (incorporated by reference to Exhibit 10.3 to registrant's Quarterly Report on Form 10-Q for the quarter ended June 30, 2019, filed on August 6, 2019, File No. 2-5293). (Portions of the exhibit have been omitted for confidentiality.)					X			

PART IV

Exhibit Number		Duke Energy	Duke Energy Carolinas	Progress Energy	Duke Energy Progress	Duke Energy Florida	Duke Energy Ohio	Duke Energy Indiana	Piedmont
10.69	Form of Forward Sale Agreement (incorporated by reference to Exhibit 10.1 to registrant's Current Report on Form 8-K filed on November 8, 2019, File No. 1-32853).	X							
10.70	Lease Agreement dated as of December 23, 2019, between the registrant and CGA 525 South Tryon TIC 1, LLC, a Delaware limited liability company, CGA 525 South Tryon TIC 2, LLC, a Delaware limited liability company, and CK 525 South Tryon TIC, LLC, a Delaware limited liability company (incorporated by reference to Exhibit 10.64 to registrant's Annual Report on Form 10-K for the year ended December 31, 2019, filed on February 20, 2020, File No. 1-4928).		X						
10.71	Construction Agency Agreement dated as of December 23, 2019, between the registrant and CGA 525 South Tryon TIC 1, LLC, a Delaware limited liability company, CGA 525 South Tryon TIC 2, LLC, a Delaware limited liability company, and CK 525 South Tryon TIC, LLC, a Delaware limited liability company (incorporated by reference to Exhibit 10.65 to registrant's Annual Report on Form 10-K for the year ended December 31, 2019, filed on February 20, 2020, File No. 1-4928).		X						
10.72	Equity Distribution Agreement, dated November 10, 2022, among Duke Energy Corporation and Barclays Capital, Inc., BofA Securities, Inc., Credit Suisse Securities (USA) LLC, Mizuho Securities USA LLC, Scotia Capital (USA) Inc. and SMBC Nikko Securities America, Inc., acting as sales agents, and Barclays Capital Inc., BofA Securities Inc., Credit Suisse Securities (USA) LLC, Mizuho Markets Americas LLC and Scotia Capital (USA) Inc. or their respective affiliates, acting as forward purchasers (incorporated by reference to Exhibit 10.1 to registrant's Current Report on Form 8-K, filed on November 10, 2022, File No. 1-32853	X							
*10.73**	Duke Energy Corporation Clawback Policy	X							
*21	List of Subsidiaries	X							
*23.1.1	Consent of Independent Registered Public Accounting Firm.	X							
*23.1.2	Consent of Independent Registered Public Accounting Firm.		X						
*23.1.3	Consent of Independent Registered Public Accounting Firm.				X				
*23.1.4	Consent of Independent Registered Public Accounting Firm.					X			
*23.1.5	Consent of Independent Registered Public Accounting Firm.						X		
*23.1.6	Consent of Independent Registered Public Accounting Firm.							X	
*23.1.7	Consent of Independent Registered Public Accounting Firm.								X
*24.1	Power of attorney authorizing Lynn J. Good and others to sign the Annual Report on behalf of the registrant and certain of its directors and officers.	X							
*24.2	Certified copy of resolution of the Board of Directors of the registrant authorizing power of attorney.	X							
*31.1.1	Certification of the Chief Executive Officer Pursuant to Section 302 of the Sarbanes-Oxley Act of 2002.	X							
*31.1.2	Certification of the Chief Executive Officer Pursuant to Section 302 of the Sarbanes-Oxley Act of 2002.		X						
*31.1.3	Certification of the Chief Executive Officer Pursuant to Section 302 of the Sarbanes-Oxley Act of 2002.			X					
*31.1.4	Certification of the Chief Executive Officer Pursuant to Section 302 of the Sarbanes-Oxley Act of 2002.				X				
*31.1.5	Certification of the Chief Executive Officer Pursuant to Section 302 of the Sarbanes-Oxley Act of 2002.					X			
*31.1.6	Certification of the Chief Executive Officer Pursuant to Section 302 of the Sarbanes-Oxley Act of 2002.						X		

PART IV

Exhibit Number		Duke Energy	Duke Energy Carolinas	Progress Energy	Duke Energy Progress	Duke Energy Florida	Duke Energy Ohio	Duke Energy Indiana	Piedmont
*31.1.7	Certification of the Chief Executive Officer Pursuant to Section 302 of the Sarbanes-Oxley Act of 2002.							X	
*31.1.8	Certification of the Chief Executive Officer Pursuant to Section 302 of the Sarbanes-Oxley Act of 2002.								X
*31.2.1	Certification of the Chief Financial Officer Pursuant to Section 302 of the Sarbanes-Oxley Act of 2002.	X							
*31.2.2	Certification of the Chief Financial Officer Pursuant to Section 302 of the Sarbanes-Oxley Act of 2002.		X						
*31.2.3	Certification of the Chief Financial Officer Pursuant to Section 302 of the Sarbanes-Oxley Act of 2002.			X					
*31.2.4	Certification of the Chief Financial Officer Pursuant to Section 302 of the Sarbanes-Oxley Act of 2002.				X				
*31.2.5	Certification of the Chief Financial Officer Pursuant to Section 302 of the Sarbanes-Oxley Act of 2002.					X			
*31.2.6	Certification of the Chief Financial Officer Pursuant to Section 302 of the Sarbanes-Oxley Act of 2002.						X		
*31.2.7	Certification of the Chief Financial Officer Pursuant to Section 302 of the Sarbanes-Oxley Act of 2002.							X	
*31.2.8	Certification of the Chief Financial Officer Pursuant to Section 302 of the Sarbanes-Oxley Act of 2002.								X
*32.1.1	Certification Pursuant to 18 U.S.C. Section 1350, as Adopted Pursuant to Section 906 of the Sarbanes-Oxley Act of 2002.	X							
*32.1.2	Certification Pursuant to 18 U.S.C. Section 1350, as Adopted Pursuant to Section 906 of the Sarbanes-Oxley Act of 2002.		X						
*32.1.3	Certification Pursuant to 18 U.S.C. Section 1350, as Adopted Pursuant to Section 906 of the Sarbanes-Oxley Act of 2002.			X					
*32.1.4	Certification Pursuant to 18 U.S.C. Section 1350, as Adopted Pursuant to Section 906 of the Sarbanes-Oxley Act of 2002.				X				
*32.1.5	Certification Pursuant to 18 U.S.C. Section 1350, as Adopted Pursuant to Section 906 of the Sarbanes-Oxley Act of 2002.					X			
*32.1.6	Certification Pursuant to 18 U.S.C. Section 1350, as Adopted Pursuant to Section 906 of the Sarbanes-Oxley Act of 2002.						X		
*32.1.7	Certification Pursuant to 18 U.S.C. Section 1350, as Adopted Pursuant to Section 906 of the Sarbanes-Oxley Act of 2002.							X	
*32.1.8	Certification Pursuant to 18 U.S.C. Section 1350, as Adopted Pursuant to Section 906 of the Sarbanes-Oxley Act of 2002.								X
*32.2.1	Certification Pursuant to 18 U.S.C. Section 1350, as Adopted Pursuant to Section 906 of the Sarbanes-Oxley Act of 2002.	X							
*32.2.2	Certification Pursuant to 18 U.S.C. Section 1350, as Adopted Pursuant to Section 906 of the Sarbanes-Oxley Act of 2002.		X						
*32.2.3	Certification Pursuant to 18 U.S.C. Section 1350, as Adopted Pursuant to Section 906 of the Sarbanes-Oxley Act of 2002.			X					
*32.2.4	Certification Pursuant to 18 U.S.C. Section 1350, as Adopted Pursuant to Section 906 of the Sarbanes-Oxley Act of 2002.				X				
*32.2.5	Certification Pursuant to 18 U.S.C. Section 1350, as Adopted Pursuant to Section 906 of the Sarbanes-Oxley Act of 2002.					X			
*32.2.6	Certification Pursuant to 18 U.S.C. Section 1350, as Adopted Pursuant to Section 906 of the Sarbanes-Oxley Act of 2002.						X		

PART IV

Exhibit Number		Duke Energy	Duke Energy Carolinas	Progress Energy	Duke Energy Progress	Duke Energy Florida	Duke Energy Ohio	Duke Energy Indiana	Piedmont
*32.2.7	Certification Pursuant to 18 U.S.C. Section 1350, as Adopted Pursuant to Section 906 of the Sarbanes-Oxley Act of 2002.							X	
*32.2.8	Certification Pursuant to 18 U.S.C. Section 1350, as Adopted Pursuant to Section 906 of the Sarbanes-Oxley Act of 2002.								X
*101.INS	XBRL Instance Document (this does not appear in the Interactive Data File because it's XBRL tags are embedded within the Inline XBRL document).	X	X	X	X	X	X	X	X
*101.SCH	XBRL Taxonomy Extension Schema Document	X	X	X	X	X	X	X	X
*101.CAL	XBRL Taxonomy Calculation Linkbase Document	X	X	X	X	X	X	X	X
*101.LAB	XBRL Taxonomy Label Linkbase Document	X	X	X	X	X	X	X	X
*101.PRE	XBRL Taxonomy Presentation Linkbase Document	X	X	X	X	X	X	X	X
*101.DEF	XBRL Taxonomy Definition Linkbase Document	X	X	X	X	X	X	X	X
*104.	Cover Page Interactive Data File (formatted in Inline XBRL and contained in Exhibit 101).	X	X	X	X	X	X	X	X

The total amount of securities of each respective registrant or its subsidiaries authorized under any instrument with respect to long-term debt not filed as an exhibit does not exceed 10% of the total assets of such registrant and its subsidiaries on a consolidated basis. Each registrant agrees, upon request of the SEC, to furnish copies of any or all of such instruments to it.

SIGNATURES

Pursuant to the requirements of Section 13 or 15(d) of the Securities Exchange Act of 1934, the registrants have duly caused this report to be signed on their behalf by the undersigned, thereunto duly authorized.

Date: February 23, 2024

DUKE ENERGY CORPORATION
(Registrant)

By: /s/ LYNN J. GOOD
Lynn J. Good
Chair, President and Chief Executive Officer

Pursuant to the requirements of the Securities Exchange Act of 1934, this report has been signed below by the following persons on behalf of the registrant and in the capacities and on the date indicated.

- (i) /s/ LYNN J. GOOD
Lynn J. Good
Chair, President and Chief Executive Officer (Principal Executive Officer and Director)
- (ii) /s/ BRIAN D. SAVOY
Brian D. Savoy
Executive Vice President and Chief Financial Officer (Principal Financial Officer)
- (iii) /s/ CYNTHIA S. LEE
Cynthia S. Lee
Vice President, Chief Accounting Officer and Controller (Principal Accounting Officer)
- (iv) Directors:
Derrick Burks* Lynn J. Good*
Annette K. Clayton* John T. Herron*
Theodore F. Craver, Jr.* Idalene F. Kesner*
Robert M. Davis* E. Marie McKee*
Caroline D. Dorsa* Michael J. Pacilio*
W. Roy Dunbar* Thomas E. Skains*
Nicholas C. Fanandakis* William E. Webster, Jr.*

Brian D. Savoy, by signing his name hereto, does hereby sign this document on behalf of the registrant and on behalf of each of the above-named persons previously indicated by asterisk (*) pursuant to a power of attorney duly executed by the registrant and such persons, filed with the Securities and Exchange Commission as an exhibit hereto.

By: /s/ BRIAN D. SAVOY
Attorney-In-Fact

Date: February 23, 2024

SIGNATURES

Pursuant to the requirements of Section 13 or 15(d) of the Securities Exchange Act of 1934, the registrant has duly caused this report to be signed on its behalf by the undersigned, thereunto duly authorized.

Date: February 23, 2024

DUKE ENERGY CAROLINAS, LLC
(Registrant)

By: _____ /s/ LYNN J. GOOD
Lynn J. Good
Chief Executive Officer

Pursuant to the requirements of the Securities Exchange Act of 1934, this report has been signed below by the following persons on behalf of the registrant and in the capacities and on the date indicated.

- (i) /s/ LYNN J. GOOD
Lynn J. Good
Chief Executive Officer (Principal Executive Officer)
- (ii) /s/ BRIAN D. SAVOY
Brian D. Savoy
Executive Vice President and Chief Financial Officer (Principal Financial Officer)
- (iii) /s/ CYNTHIA S. LEE
Cynthia S. Lee
Vice President, Chief Accounting Officer and Controller (Principal Accounting Officer)
- (iv) Directors:
 - /s/ KODWO GHARTEY-TAGOE
Kodwo Ghartey-Tagoe
 - /s/ LYNN J. GOOD
Lynn J. Good
 - /s/ JULIA S. JANSON
Julia S. Janson

Date: February 23, 2024

PART IV

SIGNATURES

Pursuant to the requirements of Section 13 or 15(d) of the Securities Exchange Act of 1934, the registrant has duly caused this report to be signed on its behalf by the undersigned, thereunto duly authorized.

Date: February 23, 2024

DUKE ENERGY INDIANA, LLC
(Registrant)

By: /s/ LYNN J. GOOD
Lynn J. Good
Chief Executive Officer

Pursuant to the requirements of the Securities Exchange Act of 1934, this report has been signed below by the following persons on behalf of the registrant and in the capacities and on the date indicated.

- (i) /s/ LYNN J. GOOD
Lynn J. Good
Chief Executive Officer (Principal Executive Officer)

- (ii) /s/ BRIAN D. SAVOY
Brian D. Savoy
Executive Vice President and Chief Financial Officer (Principal Financial Officer)

- (iii) /s/ CYNTHIA S. LEE
Cynthia S. Lee
Vice President, Chief Accounting Officer and Controller (Principal Accounting Officer)

- (iv) Directors:
 - /s/ R. ALEXANDER GLENN
R. Alexander Glenn

 - /s/ KELLEY A. KARN
Kelley A. Karn

 - /s/ STAN PINEGAR
Stan Pinegar

Date: February 23, 2024

SIGNATURES

Pursuant to the requirements of Section 13 or 15(d) of the Securities Exchange Act of 1934, the registrant has duly caused this report to be signed on its behalf by the undersigned, thereunto duly authorized.

Date: February 23, 2024

PIEDMONT NATURAL GAS COMPANY, INC.
(Registrant)

By: /s/ LYNN J. GOOD
 Lynn J. Good
 Chief Executive Officer

Pursuant to the requirements of the Securities Exchange Act of 1934, this report has been signed below by the following persons on behalf of the registrant and in the capacities and on the date indicated.

- (i) /s/ LYNN J. GOOD
 Lynn J. Good
 Chief Executive Officer (Principal Executive Officer)

- (ii) /s/ BRIAN D. SAVOY
 Brian D. Savoy
 Executive Vice President and Chief Financial Officer (Principal Financial Officer)

- (iii) /s/ CYNTHIA S. LEE
 Cynthia S. Lee
 Vice President, Chief Accounting Officer and Controller (Principal Accounting Officer)

- (iv) Directors:
 - /s/ KODWO GHARTEY-TAGOE
 Kodwo Ghartey-Tagoe

 - /s/ LYNN J. GOOD
 Lynn J. Good

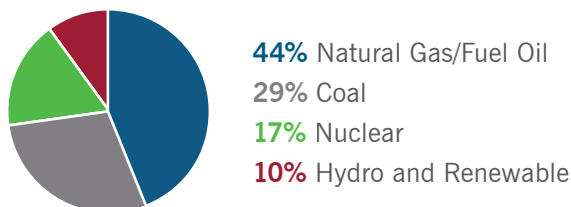
 - /s/ BRIAN D. SAVOY
 Brian D. Savoy

Date: February 23, 2024

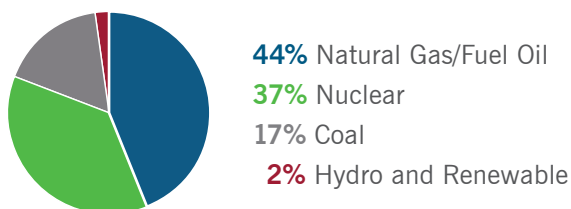
Duke Energy at a Glance

Electric Utilities and Infrastructure

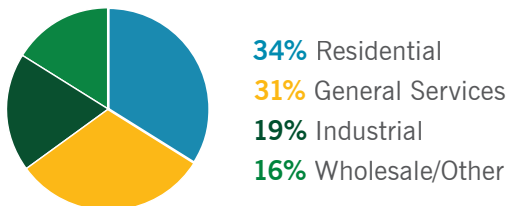
Generation Diversity (percent owned capacity)



Generated (net output gigawatt-hours (GWh))



Customer Diversity (in billed GWh sales)



Electric Utilities and Infrastructure conducts operations primarily through the regulated public utilities of Duke Energy Carolinas, Duke Energy Progress, Duke Energy Florida, Duke Energy Indiana, Duke Energy Ohio and Duke Energy Kentucky.

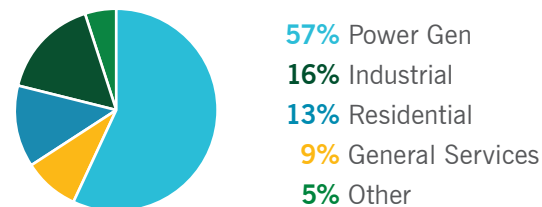
Electric Operations

- Owns approximately 54,772 megawatts (MW) of generating capacity
- Service area covers about 90,000 square miles with an estimated population of 27 million
- Service to approximately 8.4 million residential, commercial and industrial customers
- 282,900 miles of distribution lines and a 31,400-mile transmission system
- 21% of coal generation capacity has dual-fuel capability

Natural Gas Customer Diversity

Gas Utilities and Infrastructure conducts natural gas distribution operations primarily through the regulated public utilities of Piedmont Natural Gas and Duke Energy Ohio.

Natural Gas Operations (throughput)



- Regulated natural gas transmission and distribution services to approximately 1.7 million customers in the Carolinas, Tennessee, southwestern Ohio and Northern Kentucky
- Maintains 35,700 miles of natural gas transmission and distribution pipelines and 28,800 miles of natural gas service pipelines



BUILDING A SMARTER ENERGY FUTURE®