



May 1, 2023

VIA ELECTRONIC FILING

Adam J. Teitzman, Commission Clerk
Florida Public Service Commission
2540 Shumard Oak Boulevard
Tallahassee, Florida 32399-0850

Re: FPL's Annual Report; Undocketed

Mr. Teitzman:

Please find enclosed Florida Power and Light Company's Annual Report Forms as required by Rule 25-6.135(2) F.A.C. The documents include:

- Florida Power and Light Company's 2022 Diversification Report;
- A report from independent auditors, Deloitte & Touche LLP;
- NextEra Energy's 2022 Annual Report and Form 10-K filed with the Securities and Exchange Commission;

FPL's FERC Form 1 for the calendar year 2022 can be found at the following link:

https://elibrary.ferc.gov/eLibrary/filelist?accession_number=20230426-8001

Note: Effective January 1, 2022, FPL and Gulf Power became regulated as one ratemaking entity with new unified retail rates and tariffs. Prior year amounts presented in this FERC filing have been retrospectively adjusted to reflect the merger of FPL and Gulf Power. FPL's 2022 Diversification Report reflects the affiliate activities of the combined regulated entity.

Sincerely,

A handwritten signature in black ink that reads "Keith Ferguson".

Keith Ferguson
Controller

Enclosures

cc: Andrew Maurey, Director, FPSC Division of Accounting & Finance

Florida Power and Light Company
2022 Diversification Report

FLORIDA PUBLIC SERVICE COMMISSION SIGNATURE PAGE

I certify that I am the responsible accounting officer of

FLORIDA POWER & LIGHT COMPANY;

That I have examined the following report; that to the best of my knowledge, information, and belief, all statements of fact contained in the said report are true and the said report is a correct statement of the business and affairs of the above named respondent in respect to each and every matter set forth therein during the period from January 1, 2022 to December 31, 2022, inclusive.


I also certify that all affiliated transfer prices and affiliated cost allocations were determined consistent with the methods reported to this Commission on the appropriate forms included in this report.

I am aware that Section 837.06, Florida Statutes, provides:

Whoever knowingly makes a false statement in writing with the intent to mislead a public servant in the performance of his official duty shall be guilty of a misdemeanor of the second degree, punishable as provided in s. 775.082, s. 775.083 or s. 775.084.

May 1, 2023

Date



Signature

Keith Ferguson

Name

Vice President Accounting and Controller

Title

Affiliation of Officers & Directors

Florida Power & Light Company

For the Year Ended December 31, 2022

Terrell Kirk Crews II	Director, Executive Vice President, Finance and Chief Financial Officer (effective 3/1/2022)
------------------------------	---

Entity	Title	Address (other than 700 Universe Blvd., Juno Beach, FL 33408)
237 State Route 96 Site 1, LLC	President	
237 State Route 96 Site 2, LLC	President	
4263766 Canada Inc.	Director	
4263766 Canada Inc.	President	
45 North Solar, LLC	President	
700 Universe, LLC	Vice President & Chief Financial Officer	
Adams County Wind Holdings, LLC	President	
Adelanto Solar Funding, LLC	President	
Adelanto Solar Holdings, LLC	President	
Adelanto Solar II, LLC	President	
Adelanto Solar, LLC	President	
Alandco Inc.	President	
ALDH Realty Holdings, LLC	President	
Alta Wind VIII, LLC	President	
Altamont Power LLC	President	
Amber Waves Wind, LLC	President	
Amite Solar, LLC	President	
Antelope Gap Wind, LLC	President	
Anticline Wind Holdings, LLC	President	
Anticline Wind, LLC	President	
Appaloosa Run Wind, LLC	President	
Apple Tree Knot, LLC	President	
Applesed Solar, LLC	President	
Aquei Development WRF FM Drive LLC	President	
Aquei Operating Company LLC	President	
Aquei Technologies LLC	President	
Aquilo Holdings LP, ULC	Director	
Aquilo Holdings LP, ULC	President	
Aquilo LP, ULC	Director	
Aquilo LP, ULC	President	
Aries Solar Holding, LLC	President	
Arlington Class A Holdings I, LLC	President	
Arlington Class A Holdings II, LLC	President	
Arlington Energy Center I, LLC	President	
Arlington Energy Center II, LLC	President	
Arlington Energy Center III, LLC	President	
Arlington Energy Center Portfolio, LLC	President	
Arlington Holdings II, LLC	President	
Arlington Solar, LLC	President	
Armadillo Flats Wind Project, LLC	President	
Ashtabula Wind I, LLC	President	
Ashtabula Wind II, LLC	President	
Ashtabula Wind III, LLC	President	
Ashtabula Wind IV, LLC	President	
Ashtabula Wind, LLC	President	
Avocet Solar, LLC	President	
Avon Solar Farm, LLC	President	
Babbitt Ranch Energy Center, LLC	President	
BAC Investment Corp.	Director	
BAC Investment Corp.	Chairman of the Board & President	
Baldwin Wind Energy, LLC	President	
Baldwin Wind, LLC	President	
Barrett Repowering, LLC	President	
Battersea Solar LP, ULC	Director	
Battersea Solar LP, ULC	President	
Battery Testing and Modeling, LLC	President	
Bauer Community Solar LLC	President	
Baxley Solar, LLC	President	
Bayhawk Wind Funding, LLC	President	
Bayhawk Wind Holdings, LLC	President	
Bayhawk Wind SellCo, LLC	President	
Bayhawk Wind, LLC	President	
Beargrass Wind Class A Holdings, LLC	President	
Beargrass Wind Holdings, LLC	President	
Beargrass Wind, LLC	President	
Beauregard Solar, LLC	President	
Beech Hill Solar, LLC	President	
Beecher Solar, LLC	President	
Beechwood Split, LLC	President	
Bell Ridge Solar, LLC	President	
Bellefonte Solar, LLC	President	
Bellflower-Lenoir Solar, LLC	President	
Beltran Solar, LLC	President	
Belvoir Ranch Wind, LLC	President	
Big Blue Nebraska Wind, LLC	President	
Big Cypress Solar, LLC	President	
Bison Wind Holdings, LLC	President	
Bison Wind Investments, LLC	President	
Bison Wind Portfolio, LLC	President	
Bison Wind, LLC	President	
Black Hill Point Energy Center, LLC	President	
Black Water Tea, LLC	President	
Blackburn Solar, LLC	President	
Blackwell Wind Energy, LLC	President	

Entity	Title	Address (other than 700 Universe Blvd., Juno Beach, FL 33408)
Blackwell Wind, LLC	President	
Blazing Trail Wind I, LLC	President	
Blazing Trail Wind II, LLC	President	
Blue Granite Development, LLC	President	
Blue Indigo Solar, LLC	President	
Blue Iris Wind Holdings, LLC	President	
Blue Iris Wind, LLC	President	
Blue Ridge Solar, LLC	President	
Blue Summit I Wind, LLC	President	
Blue Summit II Wind, LLC	President	
Blue Summit III Wind, LLC	President	
Blue Summit Interconnection, LLC	President	
Blue Summit Storage, LLC	President	
Blue Summit Wind III Funding, LLC	President	
Blue Summit Wind, LLC	President	
Blue Wind Holdings, LLC	President	
Bluebell Solar Class A Holdings II, LLC	President	
Bluebell Solar Funding II, LLC	President	
Bluebell Solar Holdings II, LLC	President	
Bluebell Solar II, LLC	President	
Bluebell Solar, LLC	President	
Bluestar Solar, LLC	President	
Blythe Energy Storage 110, LLC	President	
Blythe Energy Storage II, LLC	President	
Blythe Energy Storage III, LLC	President	
Blythe IV Storage, LLC	President	
Blythe Solar 110, LLC	President	
Blythe Solar Funding II, LLC	President	
Blythe Solar Funding, LLC	President	
Blythe Solar Holdings II, LLC	President	
Blythe Solar Holdings III-IV, LLC	President	
Blythe Solar Holdings, LLC	President	
Blythe Solar II, LLC	President	
Blythe Solar III, LLC	President	
Blythe Solar IV, LLC	President	
Boggy Branch Solar, LLC	President	
Bonita Wind, LLC	President	
Borderlands Wind Holdings, LLC	President	
Borderlands Wind, LLC	President	
Bornish Wind BC Holdings, ULC	Director	
Bornish Wind BC Holdings, ULC	President	
Bornish Wind Funding GP, LLC	President	
Bornish Wind GP, LLC	President	
Boulevard Associates, LLC	President	
Brady Interconnection, LLC	President	
Brady Wind II, LLC	President	
Brady Wind, LLC	President	
Breckinridge Wind Class A Holdings, LLC	President	
Breckinridge Wind Funding, LLC	President	
Breckinridge Wind Holdings, LLC	President	
Breckinridge Wind Project, LLC	President	
Brickyard Solar, LLC	President	
Bright Wind Class A Holdings, LLC	President	
Bright Wind Funding, LLC	President	
Bright Wind Holdings, LLC	President	
Bright Wind Portfolio, LLC	President	
Bright Wind, LLC	President	
Brokaw Solar, LLC	President	
Bronco Plains Wind, LLC	President	
Brooker Trail Solar, LLC	President	
Brookview Solar I, LLC	President	
BT Fairview Solar, LLC	President	
BT Hickerson Solar, LLC	President	
BTAC Holdingz, LLC	President	
Buena Vista Energy Center II, LLC	President	
Buena Vista Energy Center, LLC	President	
Buffalo Jump Wind, LLC	President	
Buffalo Ridge Wind Energy, LLC	President	
Buffalo Ridge Wind, LLC	President	
Buffalo Trail Solar LP, ULC	Director	
Buffalo Trail Solar LP, ULC	President	
Burton Hill Solar, LLC	President	
Butler Ridge Wind Energy Center, LLC	President	
CA BTM Energy Storage, LLC	President	
CA Energy Storage Holdings, LLC	President	
Cabo Solar Farm, LLC	President	
Calistoga Capital, LLC	Vice President	
Callahan Wind Divide, LLC	President	
Callahan Wind, LLC	President	
Cap Ridge Interconnection, LLC	President	
Cap Ridge Wind I, LLC	President	
Cap Ridge Wind II, LLC	President	
Cap Ridge Wind III, LLC	President	
Cap Ridge Wind IV, LLC	President	
Capon Solar, LLC	President	
Capricorn Bell Interconnection, LLC	President	
Capricorn Ridge Power Seller, LLC	President	
Capricorn Ridge Wind Holdings, LLC	President	
Capricorn Ridge Wind II, LLC	President	
Capricorn Ridge Wind, LLC	President	
Cardinal Solar, LLC	President	
Carousel Wind Farm, LLC	President	
Carousel Wind Holdings, LLC	President	
Carousel Wind II, LLC	President	
Carpenter Creek Wind, LLC	President	
Casa Mesa Wind Investments, LLC	President	

Entity	Title	Address (other than 700 Universe Blvd., Juno Beach, FL 33408)
Casa Mesa Wind, LLC	President	
Catskill View Solar, LLC	President	
Cattle Ridge Wind Farm, LLC	President	
Cattle Ridge Wind Holdings, LLC	President	
Cattle Run, LLC	President	
Cavalry Energy Center Holdings, LLC	President	
Cavalry Energy Center, LLC	President	
Cedar Bluff Wind, LLC	President	
Cedar River Transmission, LLC	President	
Cedar Springs Transmission LLC	President	
Cedar Springs Wind Holdings, LLC	President	
Cedar Springs Wind III, LLC	President	
Cedar Springs Wind IV, LLC	President	
Cedar Springs Wind, LLC	President	
Centennial Wind Funding, LLC	President	
Centennial Wind Holdings, LLC	President	
Centennial Wind, LLC	President	
Central Midway Class A Holdings, LLC	President	
Central Midway Funding, LLC	President	
Central Midway Holdings, LLC	President	
Central Midway, LLC	President	
Central States Wind Holdings, LLC	President	
Central States Wind, LLC	President	
Cereal City Solar, LLC	President	
Cerro Gordo Wind, LLC	President	
Chariot Solar, LLC	President	
Charlie Creek Wind Farm LLC	President	
Chaves County Solar Holdings, LLC	President	
Chaves County Solar II Holdings, LLC	President	
Chaves County Solar II, LLC	President	
Chaves County Solar, LLC	President	
Cherry Ridge Solar, LLC	President	
Cherrywood Solar I, LLC	President	
Chesapeake Solar Project, LLC	President	
Cheyenne Wind Holdings, LLC	President	
Cheyenne Wind, LLC	President	
Chickadee Energy Center, LLC	President	
Chicot Solar Holdings, LLC	President	
Chicot Solar, LLC	President	
Chinook Solar, LLC	President	
Chugwater Wind, LLC	President	
Cimarron Wind Energy Holdings II, LLC	President	
Cimarron Wind Energy Holdings, LLC	President	
Cimarron Wind Energy, LLC	President	
Circleville Solar, LLC	President	
Clarabelle I Solar LP, ULC	Director	
Clarabelle I Solar LP, ULC	President	
Clarabelle II Solar LP, ULC	Director	
Clarabelle II Solar LP, ULC	President	
Clarabelle III Solar LP, ULC	Director	
Clarabelle III Solar LP, ULC	President	
Claverack Creek Solar, LLC	President	
Clay County Solar, LLC	President	
Clearwater Energy Resources LLC	President	
Clearwater Wind Holdings, LLC	President	
Clover Creek Holdings, LLC	President	
Coldwater Creek Wind Energy, LLC	President	
Colwich Solar, LLC	President	
Common Unit Holdings, LLC	Vice President	
Constitution Solar, LLC	President	
Contra Costa Capital, LLC	Vice President	
Cool Springs Solar, LLC	President	
Coolidge Solar I, LLC	President	
Coram California Development, L.P.	President	
Coram Energy LLC	President	
Coram Tehachapi, LLC	President	
Corby Energy Storage, LLC	President	
Cordukes Solar LP, ULC	Director	
Cordukes Solar LP, ULC	President	
Core Solar SPV VII, LLC	President	
Core Solar SPV XIX, LLC	President	
Cortland Energy Center, LLC	President	
Costigan Wind LP, ULC	Director	
Costigan Wind LP, ULC	President	
Cottonwood Wind Project Holdings, LLC	President	
Cottonwood Wind Project, LLC	President	
County Line Solar, LLC	President	
CP II CAD Holdings LP GP, LLC	President	
CP II Funding GP, LLC	President	
CP II Holdings LP GP, ULC	President	
CP II Holdings LP, ULC	Director	
CP II Holdings LP, ULC	President	
Crow Creek Solar, LLC	President	
Crowder Wind, LLC	President	
Crowned Ridge Interconnection, LLC	President	
Crowned Ridge Wind III, LLC	President	
Crowned Ridge Wind, LLC	President	
Crystal Lake Wind Energy I, LLC	President	
Crystal Lake Wind Energy II, LLC	President	
Crystal Lake Wind Energy III, LLC	President	
Crystal Lake Wind II, LLC	President	
Crystal Lake Wind III, LLC	President	
Crystal Lake Wind, LLC	President	
Cypress Solar Energy, LLC	President	
Dallas County Solar, LLC	President	
Data Center Investments, LLC	President	

Entity	Title	Address (other than 700 Universe Blvd., Juno Beach, FL 33408)
Data Center Logistics, LLC	President	
Davenport Solar, LLC	President	
Dawn Land Solar, LLC	President	
Day County Wind I, LLC	President	
Day County Wind II, LLC	President	
Day County Wind, LLC	President	
DCI Operating Co. 1, LLC	President	
DCRBN Ventures Development & Acquisition, LLC	President	
DCRBN Ventures, LLC	President	
Decatur Solar Energy Center, LLC	President	
Declaration Energy Center, LLC	President	
Delaware Mountain Wind Farm, LLC	President	
Descendant Ranch Energy Center, LLC	President	
Desert Peak Energy Center, LLC	President	
Desert Peak Energy Storage I, LLC	President	
Desert Peak Energy Storage II, LLC	President	
Desert Peak Energy Storage III, LLC	President	
Desert Sunlight 250, LLC	President	
Desert Sunlight 300, LLC	President	
Desert Sunlight Holdings, LLC	President	
DG 1 Acquisition Co., LLC	President	
DG 1, LLC	President	
DG Adams Road, LLC	President	
DG Alameda Solar, LLC	President	
DG Amaze New Jersey, LLC	President	
DG Amaze, LLC	President	
DG AMP Solar, LLC	President	
DG Blooming Grove Solar, LLC	President	
DG BOT Engineering & Construction, LLC	President	
DG BOT O&M Services, LLC	President	
DG Build Transfer Holdings, LLC	President	
DG California Solar, LLC	President	
DG Camden, LLC	President	
DG Central 1, LLC	President	
DG Central Holdings, LLC	President	
DG Central NJ Solar, LLC	President	
DG Cherry Hill, LLC	President	
DG CHP Holdings, LLC	President	
DG Clean Energy Solutions, LLC	President	
DG Colorado Solar, LLC	President	
DG Columbus Jackson Pike, LLC	President	
DG Columbus Solar, LLC	President	
DG Columbus Southerly, LLC	President	
DG Concession Holdings, LLC	President	
DG Connecticut Solar II, LLC	President	
DG Connecticut Solar III, LLC	President	
DG Development & Acquisition, LLC	President	
DG Empire Bright, LLC	President	
DG Empire Shine, LLC	President	
DG Empire Sun, LLC	President	
DG Fairleigh, LLC	President	
DG Fuel Cell, LLC	President	
DG Gaines, LLC	President	
DG GSA Solar, LLC	President	
DG H2CA, LLC	President	
DG Harvest Solar, LLC	President	
DG Illinois Solar, LLC	President	
DG Investment Holdings, LLC	President	
DG Jamboree, LLC	President	
DG Kendall, LLC	President	
DG Kern Ridge, LLC	President	
DG Kirkland, LLC	President	
DG Lake Road, LLC	President	
DG LF Portfolio 2020, LLC	President	
DG LF Solar, LLC	President	
DG Linden New Jersey, LLC	President	
DG Linear West I, LLC	President	
DG MAC Holdings, LLC	President	
DG Maine CS, LLC	President	
DG Massachusetts CS 2021, LLC	President	
DG Massachusetts CS, LLC	President	
DG Memphis, LLC	President	
DG Meridian Solar, LLC	President	
DG Minnesota CS 2021, LLC	President	
DG Minnesota CS II, LLC	President	
DG Minnesota CSG 1, LLC	President	
DG Minnesota CSG, LLC	President	
DG MSPG KR, LLC	President	
DG NE Holdings, LLC	President	
DG Nebraska Energy Storage, LLC	President	
DG New Jersey CS, LLC	President	
DG New Jersey K Int Rooftop CS, LLC	President	
DG New Jersey MSP CS, LLC	President	
DG New Jersey Solar, LLC	President	
DG New Jersey THP Rooftop CS, LLC	President	
DG New Mexico CS, LLC	President	
DG New York CS II, LLC	President	
DG New York CS III, LLC	President	
DG New York CS IV, LLC	President	
DG New York CS V, LLC	President	
DG New York CS, LLC	President	
DG New York Energy Storage, LLC	President	
DG New York Solar, LLC	President	
DG NF Northeast 1, LLC	President	
DG NF West 1, LLC	President	
DG NH Seabrook, LLC	President	

Entity	Title	Address (other than 700 Universe Blvd., Juno Beach, FL 33408)
DG Niagara, LLC	President	
DG North Brunswick Solar II, LLC	President	
DG Northeast 2020 Holdings, LLC	President	
DG Northeast 21, LLC	President	
DG Northeast Solar II, LLC	President	
DG Northeast Solar III, LLC	President	
DG Northeast Solar, LLC	President	
DG NY Collamer, LLC	President	
DG Oregon CS I, LLC	President	
DG Oriskany Airport, LLC	President	
DG Orleans, LLC	President	
DG Outback Acres Solar, LLC	President	
DG Penwell North, LLC	President	
DG Portfolio 2019 Holdings, LLC	President	
DG Portfolio 2019, LLC	President	
DG Portfolio 2021 Holdings, LLC	President	
DG Portfolio 2021, LLC	President	
DG Portfolio Acquisition, LLC	President	
DG Project Construction Co., LLC	President	
DG Rhode Island Solar, LLC	President	
DG Riley Road, LLC	President	
DG Rodeo Solar, LLC	President	
DG Royalton, LLC	President	
DG SB Holdings, LLC	President	
DG Southwest Solar Portfolio 2019, LLC	President	
DG Spartan Solar, LLC	President	
DG SUNY Solar 1, LLC	President	
DG Texas WaterHub, LLC	President	
DG Townline, LLC	President	
DG VEMV, LLC	President	
DG Vermont Solar, LLC	President	
DG Virginia CS, LLC	President	
DG Waipio, LLC	President	
DG West 1, LLC	President	
DG West 2021, LLC	President	
DG West Holdings, LLC	President	
DG West Valley Solar, LLC	President	
DG Wheatfield II, LLC	President	
DG Willowbrook, LLC	President	
DG Woodbury Solar, LLC	President	
Diamondback Solar, LLC	President	
Distributed Energy Storage Associates, LLC	President	
Dodge County Wind, LLC	President	
Dodge Flat Solar, LLC	President	
Dogwood Wind Funding II, LLC	President	
Dogwood Wind Holdings, LLC	President	
Dogwood Wind, LLC	President	
Dogwood-Newberry Solar, LLC	President	
Dooly Solar, LLC	President	
Dothan Solar, LLC	President	
Dougherty County Solar LLC	President	
Duane Arnold Solar Holdings, LLC	President	
Duane Arnold Solar II, LLC	President	
Duane Arnold Solar III, LLC	President	
Duane Arnold Solar IV, LLC	President	
Duane Arnold Solar, LLC	President	
Dunn Wind, LLC	President	
Dunns Bridge Energy Storage, LLC	President	
Dunns Bridge Holdings II, LLC	President	
Dunns Bridge Holdings, LLC	President	
Dunns Bridge Solar Center, LLC	President	
Dunns Bridge Solar LLC	President	
Eagle Crest Energy Acquisitions, LLC	President	
EarthEra, LLC	Vice President	
East Durham Wind BC Holdings, ULC	Director	
East Durham Wind BC Holdings, ULC	President	
East Durham Wind Funding GP, LLC	President	
East Durham Wind GP, LLC	President	
East Light Energy Center, LLC	President	
East Point Energy Center, LLC	President	
EBBB Holdings, LLC	President	
EBBB Portfolio, LLC	President	
Edmondson Ranch Wind Holdings, LLC	President	
Edmondson Ranch Wind, LLC	President	
EFH Merger Co., LLC	Chief Financial Officer	
Eight Point Wind, LLC	President	
eIQ Mobility, Inc.	President	
Elk City II Wind Holdings, LLC	President	
Elk City II Wind, LLC	President	
Elk City Renewables II, LLC	President	
Elk City Wind Holdings III, LLC	President	
Elk City Wind III, LLC	President	
Elk City Wind, LLC	President	
Ellwood Energy Center, LLC	President	
Elmira Energy Storage GP, LLC	President	
Elmira Energy Storage LP, ULC	Director	
Elmira Energy Storage LP, ULC	President	
Elmsthorpe Wind LP, ULC	Director	
Elmsthorpe Wind LP, ULC	President	
Elora Solar, LLC	President	
EMB Investments, Inc.	President	
Emmons-Logan Wind Class A Holdings, LLC	President	
Emmons-Logan Wind Funding, LLC	President	
Emmons-Logan Wind Holdings, LLC	President	
Emmons-Logan Wind II, LLC	President	
Emmons-Logan Wind Interconnection, LLC	President	

Entity	Title	Address (other than 700 Universe Blvd., Juno Beach, FL 33408)
Emmons-Logan Wind Portfolio, LLC	President	
Emmons-Logan Wind, LLC	President	
Endeavor Wind I, LLC	President	
Endeavor Wind II, LLC	President	
Energy Storage Holdings, LLC	President	
Energy Storage Projects (Distributed), LLC	President	
Energy Storage Projects (Utility), LLC	President	
Energy Storage Systems Holdings, LLC	President	
Enfield Solar, LLC	President	
Ensign Wind Energy, LLC	President	
Ensign Wind, LLC	President	
Erath County Solar, LLC	President	
ESI Altamont Acquisitions, Inc.	Director	
ESI Altamont Acquisitions, Inc.	President	
ESI Bay Area GP, Inc.	Director	
ESI Bay Area GP, Inc.	President	
ESI Bay Area, Inc.	Director	
ESI Bay Area, Inc.	President	
ESI Energy, LLC	Vice President	
ESI Mojave LLC	President	
ESI Mojave, Inc.	Director	
ESI Mojave, Inc.	President	
ESI Northeast Energy GP, LLC	President	
ESI Northeast Energy LP, LLC	President	
ESI Northeast Fuel Management, Inc.	Director	
ESI Northeast Fuel Management, Inc.	President	
ESI Tehachapi Acquisitions, Inc.	Director	
ESI Tehachapi Acquisitions, Inc.	President	
ESI Vansycle GP, Inc.	Director	
ESI Vansycle GP, Inc.	President	
ESI Vansycle LP, Inc.	Director	
ESI Vansycle LP, Inc.	President	
ESI West Texas Energy LP, LLC	President	
ESI West Texas Energy, Inc.	Director	
ESI West Texas Energy, Inc.	President	
EV Battery Storage, LLC	President	
EverBright, LLC	President	
Excelsior Energy Center, LLC	President	
Fairfield Solar II, LLC	President	
Fairfield Solar, LLC	President	
Fairview Solar Holdings, LLC	President	
Farmington Solar, LLC	President	
Finchville Tpke LLC	President	
Firewheel Holdings, LLC	President	
Firewheel Transmission, LLC	President	
Firewheel Wind Energy A1, LLC	President	
Firewheel Wind Energy, LLC	President	
First State Solar, LLC	President	
Fish Springs Ranch Solar, LLC	President	
Flat Fork Solar, LLC	President	
Florence Solar, LLC	President	
Florida Renewable Partners, LLC	President	
FN Investments, LLC	President	
Fort White PV1, LLC	President	
Fortuna GP, LLC	President	
Foxtrot Wind Class A Holdings, LLC	President	
Foxtrot Wind Funding, LLC	President	
Foxtrot Wind Holdings, LLC	President	
Foxtrot Wind, LLC	President	
FPL Energy American Wind Holdings, LLC	President	
FPL Energy American Wind, LLC	President	
FPL Energy Burleigh County Wind, LLC	President	
FPL Energy Cape, LLC	President	
FPL Energy Cowboy Wind, LLC	President	
FPL Energy Green Power Wind, LLC	President	
FPL Energy Hancock County Wind, LLC	President	
FPL Energy Horse Hollow Wind II, LLC	President	
FPL Energy Illinois Wind, LLC	President	
FPL Energy Mason LLC	President	
FPL Energy Mojave Operating Services, LLC	Vice President	
FPL Energy Montezuma Wind, LLC	President	
FPL Energy Morwind, LLC	President	
FPL Energy National Wind Holdings, LLC	President	
FPL Energy National Wind Investments, LLC	President	
FPL Energy National Wind Portfolio, LLC	President	
FPL Energy National Wind, LLC	President	
FPL Energy New Mexico Holdings, LLC	President	
FPL Energy New Mexico Wind Financing, LLC	President	
FPL Energy New Mexico Wind Holdings II, LLC	President	
FPL Energy New Mexico Wind II, LLC	President	
FPL Energy New Mexico Wind, LLC	President	
FPL Energy New York, LLC	President	
FPL Energy North Dakota Wind II, LLC	President	
FPL Energy North Dakota Wind, LLC	President	
FPL Energy Oklahoma Wind Finance, LLC	President	
FPL Energy Oklahoma Wind, LLC	President	
FPL Energy Oliver Wind I, LLC	President	
FPL Energy Oliver Wind II, LLC	President	
FPL Energy Pecos Wind I, LLC	President	
FPL Energy Pecos Wind II, LLC	President	
FPL Energy Post Wind GP, LLC	President	
FPL Energy Post Wind LP, LLC	President	
FPL Energy SEGS III-VII GP, LLC	President	
FPL Energy SEGS III-VII LP, LLC	President	
FPL Energy Solar Partners III-VII, LLC	President	
FPL Energy Sooner Wind, LLC	President	

Entity	Title	Address (other than 700 Universe Blvd., Juno Beach, FL 33408)
FPL Energy South Dakota Wind, LLC	President	
FPL Energy Spruce Point LLC	President	
FPL Energy Stateline II Holdings, LLC	President	
FPL Energy Stateline II, Inc.	Director	
FPL Energy Stateline II, Inc.	President	
FPL Energy Texas Keir, LLC	President	
FPL Energy Texas Wind Marketing, LLC	President	
FPL Energy Texas, LLC	President	
FPL Energy Tyler Texas LP, LLC	President	
FPL Energy Upton Wind I, LLC	President	
FPL Energy Upton Wind II, LLC	President	
FPL Energy Upton Wind III, LLC	President	
FPL Energy Upton Wind IV, LLC	President	
FPL Energy Vansycle L.L.C.	President	
FPL Energy VG Wind, LLC	President	
FPL Energy Wind Financing, LLC	President	
FPL Energy Wind Funding Holdings, LLC	President	
FPL Energy Wind Funding, LLC	President	
FPL Energy Wyman IV LLC	President	
FPL Energy Wyman LLC	President	
FPL Group International, Inc.	Director	
FPL Group International, Inc.	President	
FPL Historical Museum, Inc.	Vice President	
FPL Investments, LLC	President	
FPL Recovery Funding LLC	President	
FPLE Texas Wind I, LLC	President	
FRP Columbia County Solar, LLC	President	
FRP Gadsden County Solar, LLC	President	
FRP Gilchrist County Solar, LLC	President	
FRP Tupelo Solar, LLC	President	
Fulton Wind, LLC	President	
Fusion Solar, LLC	President	
Garden City Solar, LLC	President	
Garden Plain Solar, LLC	President	
Garden Wind, LLC	President	
Garnet Energy Center, LLC	President	
Garrison Butte Holdings, LLC	President	
Garrison Butte Wind, LLC	President	
Gateway Energy Center Holdings, LLC	President	
Gator Campus Energy, LLC	President	
Generation Repair and Service, LLC	President	
Genesis Purchaser Holdings, LLC	President	
Genesis Purchaser, LLC	President	
Genesis Solar Funding Holdings, LLC	President	
Genesis Solar Holdings, LLC	Vice President	
Genesis Solar, LLC	Executive Manager	
Genesis Solar, LLC	President	
Gentry Solar, LLC	President	
Georgia Longleaf Solar 1, LLC	President	
Ghost Pine Energy Storage LP, ULC	Director	
Ghost Pine Energy Storage LP, ULC	President	
Gila Holdings, LLC	President	
Glass Hills Wind Project, LLC	President	
Glennville Solar, LLC	President	
Glenridge Wind LP, ULC	Director	
Glenridge Wind LP, ULC	President	
Golden Cypress Home Class A Holdings, LLC	President	
Golden Cypress Home Financing, LLC	President	
Golden Cypress Home, LLC	President	
Golden Hills Energy Storage, LLC	President	
Golden Hills Interconnection, LLC	President	
Golden Hills North Wind, LLC	President	
Golden Hills Wind, LLC	President	
Golden Plains Class A Holdings, LLC	President	
Golden Plains, LLC	President	
Golden Sage Solar, LLC	President	
Golden West Power Partners II, LLC	President	
Golden West Power Partners, LLC	President	
Golden West Wind Holdings, LLC	President	
Golden Winds Funding, LLC	President	
Golden Winds Holdings, LLC	President	
Golden Winds, LLC	President	
Goldenrod Solar, LLC	President	
Goleta Grove Energy Storage, LLC	President	
Gopher Energy Storage, LLC	President	
Goshen Wind BC Holdings, ULC	Director	
Goshen Wind BC Holdings, ULC	President	
Goshen Wind Funding GP, LLC	President	
Goshen Wind GP, LLC	President	
GR Baqe (NEP), LLC	President	
Granite Reliable Power, LLC	President	
Grant County Solar Holdings, LLC	President	
Grant Park Wind Holdings, LLC	President	
Gray County Wind Energy, LLC	President	
Gray County Wind, LLC	President	
Grayhawk Wind Class A Holdings, LLC	President	
Grayhawk Wind Holdings, LLC	President	
Grayhawk Wind, LLC	President	
Grazing Yak Solar, LLC	President	
Great Plains Wind Class A Holdings, LLC	President	
Great Plains Wind Funding, LLC	President	
Great Plains Wind Holdings, LLC	President	
Great Plains Wind Portfolio, LLC	President	
Great Plains Wind, LLC	President	
Great Prairie Wind II, LLC	President	
Great Prairie Wind III, LLC	President	

Entity	Title	Address (other than 700 Universe Blvd., Juno Beach, FL 33408)
Great Prairie Wind, LLC	President	
Green Hydrogen Holdings, LLC	President	
Green Light Wind Holdings, LLC	President	
Green Mountain Storage, LLC	President	
Green Racer Wind Holdings, LLC	President	
Green Racer Wind, LLC	President	
Green Ridge Power LLC	President	
Green Ridge Services LLC	President	
Green River Solar, LLC	President	
Greenbrier Solar, LLC	President	
Greensboro Solar Center, LLC	President	
Greenwood Solar I, LLC	President	
Gruver Wind Interconnection, LLC	President	
Gruver Wind, LLC	President	
GSA Solar, LLC	President	
Guthrie Solar, LLC	President	
Hale Wind Energy II, LLC	President	
Hale Wind Energy III, LLC	President	
Hale Wind Energy, LLC	President	
Hancock County Wind, LLC	President	
Hardy Creek Wind, ULC	Director	
Hardy Creek Wind, ULC	President	
Harmony Florida Solar II, LLC	President	
Harmony Florida Solar, LLC	President	
Harper Lake Company VIII	Director	
Harper Lake Company VIII	President	
Harquahala Flats Holdings, LLC	President	
Harquahala Flats Solar, LLC	President	
Hartland North Dakota Wind, LLC	President	
Hatch Solar Energy Center I LLC	President	
Hawkeye Power Partners, LLC	President	
Heartland Divide Wind II, LLC	President	
Heartland Divide Wind Project, LLC	President	
Heartland Wind Funding, LLC	President	
Heartland Wind Holding II, LLC	President	
Heartland Wind Holding, LLC	President	
Heartland Wind II, LLC	President	
Heartland Wind, LLC	President	
Helios Energy New York 15 LLC	President	
Helios Energy New York 2 LLC	President	
Helios Energy New York 9 LLC	President	
Heritage Wind LP, ULC	Director	
Heritage Wind LP, ULC	President	
Herrington Solar, LLC	President	
Hickerson Solar Holdings, LLC	President	
High Banks Wind, LLC	President	
High Bluff Solar, LLC	President	
High Desert Land Acquisition LLC	President	
High Ground Investments, LLC	President	
High Hills Wind LP, ULC	Director	
High Hills Wind LP, ULC	President	
High Lonesome Mesa Investments, LLC	President	
High Lonesome Mesa Wind Holdings, LLC	President	
High Lonesome Mesa Wind, LLC	President	
High Lonesome Mesa, LLC	President	
High Majestic II Funding, LLC	President	
High Majestic II Holdings, LLC	President	
High Majestic II Wind Properties, LLC	President	
High Majestic Interconnection Services, LLC	President	
High Majestic Wind Energy Center, LLC	President	
High Majestic Wind I, LLC	President	
High Majestic Wind II, LLC	President	
High Point Wind, LLC	President	
High River Energy Center, LLC	President	
High Tree Solar, LLC	President	
High Winds, LLC	President	
Highgate Solar I, LLC	President	
Hinckley Solar, LLC	President	
HL Solar LLC	President	
HLC IX Company	Director	
HLC IX Company	President	
Hope Energy Center, LLC	President	
Horse Hollow Generation Tie, LLC	Vice President	
Horse Hollow Wind I, LLC	President	
Horse Hollow Wind II, LLC	President	
Horse Hollow Wind III, LLC	President	
Horse Hollow Wind IV, LLC	President	
Horse Hollow Wind, LLC	President	
Horse Ridge Wind Class A Holdings, LLC	President	
Horse Ridge Wind Funding, LLC	President	
Horse Ridge Wind Holdings, LLC	President	
Horse Ridge Wind Portfolio, LLC	President	
Horse Ridge Wind, LLC	President	
Hubbard Wind, LLC	President	
Huron Wind, LLC	President	
Hutt Wind Holdings, LLC	President	
HWFII, LLC	President	
Hyperion IX, Inc.	Director	
Hyperion IX, Inc.	President	
Hyperion VIII, Inc.	Director	
Hyperion VIII, Inc.	President	
Indian Mesa Wind Farm, LLC	President	
Indian Mesa Wind, LLC	President	
Indigo Plains Solar Funding, LLC	President	
Indigo Plains Solar Holdings, LLC	President	
Indigo Plains Solar, LLC	President	

Entity	Title	Address (other than 700 Universe Blvd., Juno Beach, FL 33408)
Inertia Solar Project, LLC	President	
Inertia Wind Project, LLC	President	
Inertia WS Holdings, LLC	President	
Inventus Holdings, LLC	President	
Irish Creek Wind, LLC	President	
Iron City Solar, LLC	President	
Isanti County Energy Storage, LLC	President	
Ivy Solar, LLC	President	
Jackalope Wind, LLC	President	
Jackson Solar Energy, LLC	President	
Jasper White Wind, LLC	President	
Java Solar, LLC	President	
Javelina Interconnection, LLC	President	
Javelina Wind Energy Holdings, LLC	President	
Javelina Wind Energy II, LLC	President	
Javelina Wind Energy, LLC	President	
Javelina Wind Funding, LLC	President	
Javelina Wind Holdings II, LLC	President	
Javelina Wind Holdings III, LLC	President	
Jefferson County Solar, LLC	President	
J-HAJ Entourage, LLC	President	
Jogee Road LLC	President	
Jones Falls Wetland and Stream Mitigation, LLC	Vice President	
Jordan Creek Wind Farm LLC	President	
Joshua Tree Solar Farm, LLC	President	
Keay Brook Energy Center, LLC	President	
Kennebec Solar, LLC	President	
Kepler Energy Storage, LLC	President	
Kerwood Wind BC Holdings, ULC	Director	
Kerwood Wind BC Holdings, ULC	President	
Kerwood Wind Funding GP, LLC	President	
Kerwood Wind GP, LLC	President	
Keystone State Renewables, LLC	President	
Kinderwood Wind Funding, LLC	President	
Kinderwood Wind Holdings, LLC	President	
Kinderwood Wind, LLC	President	
King Mountain Solar, LLC	President	
King Mountain Upton Wind, LLC	President	
Kingman Wind Energy I, LLC	President	
Kingman Wind Energy II, LLC	President	
Kinnick Wind Class A Holdings, LLC	President	
Kinnick Wind Funding, LLC	President	
Kinnick Wind Holdings, LLC	President	
Kinnick Wind Portfolio Holdings, LLC	President	
Kinnick Wind Portfolio, LLC	President	
Kinnick Wind, LLC	President	
Kitscoty Wind LP, ULC	Director	
Kitscoty Wind LP, ULC	President	
Kola Energy Storage, LLC	President	
Kolach Creek Wind, LLC	President	
Kontiki Holdings, LLC	President	
Kossuth County Wind Class A Holdings, LLC	President	
Kossuth County Wind Holdings, LLC	President	
Kossuth County Wind, LLC	President	
KPB Financial Corp.	President	
Kramer Junction Solar Funding, LLC	President	
Krona Solar Holdings, LLC	President	
KW San Gorgonio Transmission, Inc.	Director	
KW San Gorgonio Transmission, Inc.	President	
La Casa Wind, LLC	President	
La Frontera Ventures, LLC	President	
Lacy Creek Holdings, LLC	President	
Lacy Creek Windpower, LLC	President	
Lakeco Holding, LLC	President	
Lamar Power Partners II, LLC	President	
Langdon Renewables, LLC	President	
Langdon Wind, LLC	President	
Lee North, LLC	President	
Legacy Holdings Ventures, LLC	President	
Legacy Renewables Holdings, LLC	President	
Legacy Renewables, LLC	President	
Legends Wind Funding, LLC	President	
Legends Wind Holdings, LLC	President	
Legends Wind, LLC	President	
LET Holdings, LLC	President	
Limon Wind II, LLC	President	
Limon Wind III Funding, LLC	President	
Limon Wind III Holdings, LLC	President	
Limon Wind III, LLC	President	
Limon Wind, LLC	President	
Lincoln Mill Solar, LLC	President	
Linear DG, LLC	President	
Little Blue Wind Project, LLC	President	
Live Oak Solar, LLC	President	
Living Skies Solar 10 LP, ULC	Director	
Living Skies Solar 10 LP, ULC	President	
LMR Solar, LLC	President	
Logan Branch Solar, LLC	President	
Logan Energy Holdings, LLC	President	
Logan Wind Energy LLC	President	
Lone Pine Solar, LLC	President	
Lone Star Wind Holdings, LLC	President	
Lone Star Wind, LLC	President	
Long Branch Solar, LLC	President	
Long Island Energy Generation, LLC	President	
Long Island Energy Storage Holdings, LLC	President	

Entity	Title	Address (other than 700 Universe Blvd., Juno Beach, FL 33408)
Long Island Peaker Holdings, LLC	President	
Long Island Solar Holdings, LLC	President	
Longleaf Solar Funding, LLC	President	
Longleaf Solar Holdings, LLC	President	
Longleaf Solar, LLC	President	
Lorenzo Wind, LLC	President	
Loring Solar, LLC	President	
Lotus Energy Center, LLC	President	
Lovington Solar, LLC	President	
Lowell Solar, LLC	President	
Lower Crossing Wind LLC	President	
Lower Road II LLC	President	
Lower Road III LLC	President	
Lucerne Solar, LLC	President	
Lutesville Solar, LLC	President	
Luz LP Acquisition, LLC	President	
Magnolia State Solar, LLC	President	
Mahogany Solar, LLC	President	
Mammoth Plains Wind Project Holdings, LLC	President	
Mammoth Plains Wind Project, LLC	President	
Mantua Creek Solar, LLC	President	
Marmaton Wind I, LLC	President	
Marmaton Wind II, LLC	President	
Mars Energy Storage 1 LLC	President	
Mars Energy Storage 2 LLC	President	
Mars Energy Storage 3 LLC	President	
Mars Energy Storage 4 LLC	President	
Marshall Solar, LLC	President	
Maverick Wind Class A Holdings, LLC	President	
Maverick Wind Funding, LLC	President	
Maverick Wind Holdings, LLC	President	
Maverick Wind, LLC	President	
MBWGD Holdings, LLC	Vice President	
MBWGD Investments, LLC	Vice President	
McAdam Wind LP, ULC	Director	
McAdam Wind LP, ULC	President	
McCoy Energy Storage, LLC	President	
McCoy Solar Funding, LLC	President	
McCoy Solar Holdings, LLC	President	
McCoy Solar, LLC	President	
McElroy Green Marketing, LLC	Vice President	
McIntosh Solar, LLC	President	
McKay Wind Class A Holdings, LLC	President	
McKay Wind Funding, LLC	President	
McKay Wind Holdings, LLC	President	
McKay Wind Portfolio, LLC	President	
McKay Wind, LLC	President	
McMullen Road LLC	President	
McPherson Wind, LLC	President	
Meadowlark Wind, LLC	President	
Mendocino Capital Acquisitions, LLC	Vice President	
Mendocino Capital, LLC	Vice President	
Meridian Wind Energy, LLC	President	
Merino Solar LLC	President	
Merom Solar, LLC	President	
Mesaville Solar, LLC	President	
Meyersdale Wind II, LLC	President	
Michigan Wind Renewables, LLC	President	
Minco IV & V Interconnection, LLC	President	
Minco Redwood Holdings, LLC	President	
Minco Wind Energy II, LLC	President	
Minco Wind Energy III, LLC	President	
Minco Wind I, LLC	President	
Minco Wind II, LLC	President	
Minco Wind III, LLC	President	
Minco Wind Interconnection Services, LLC	President	
Minco Wind Interconnection Services, LLC	Manager	
Minco Wind IV, LLC	President	
Minco Wind V, LLC	President	
Minco Wind, LLC	President	
Minudie Wind LP, ULC	Director	
Minudie Wind LP, ULC	President	
Minuteman Energy Storage, LLC	President	
Mistflower Solar, LLC	President	
Mitchell Wind, LLC	President	
Mobility Energy Holdings, LLC	President	
Moca Solar Farm, LLC	President	
Mohave County Wind Farm Holdings, LLC	President	
Mohave County Wind Farm LLC	President	
Mohawk View Solar, LLC	President	
Monarch Wind Funding, LLC	President	
Monarch Wind Holdings, LLC	President	
Monarch Wind, LLC	President	
Monde Solar, LLC	President	
Monterey Capital, LLC	Vice President	
Montgomery County Solar, LLC	President	
Montgomery Solar, LLC	President	
Montville Energy Center, LLC	President	
Moonlight Bay Class A Holdings, LLC	President	
Moonlight Bay Funding, LLC	President	
Moonlight Bay Holdings, LLC	President	
Moonlight Bay Renewables, LLC	President	
Moose Creek Wind, LLC	President	
Moose Wind, LLC	President	
Morning Star Blue, LLC	President	
Moss Creek Solar, LLC	President	

Entity	Title	Address (other than 700 Universe Blvd., Juno Beach, FL 33408)
Mount Miller Holdco, LLC	President	
Mount Miller Holdings GP, LLC	President	
Mountain Sunrise Funding, LLC	President	
Mountain Sunrise Portfolio, LLC	President	
Mountain Sunrise Solar, LLC	President	
Mountain View Solar Holdings, LLC	President	
Mountain View Solar, LLC	President	
Muhlenberg Solar, LLC	President	
Muskingum Solar, LLC	President	
Napa Capital Holdings, LLC	Vice President	
NAPS Wind, LLC	President	
NEM Mitigation, LLC	Vice President	
NEP Renewables Holdings II, LLC	Vice President	
NEP Renewables Holdings III, LLC	Vice President	
NEP Renewables Holdings, LLC	President	
NEP Renewables II, LLC	Vice President	
NEP Renewables III, LLC	Vice President	
NEP Renewables, LLC	President	
NEP US SellCo II, LLC	Vice President	
NEP US SellCo, LLC	Vice President	
NEPM II Holdings, LLC	Vice President	
NEPM II, LLC	Vice President	
Neptune Energy Center, LLC	President	
New England Energy Storage, LLC	President	
New Liberty Energy, LLC	President	
New Madrid Solar, LLC	President	
New Mexico Energy Investments, LLC	President	
New Mexico Wind Investments, LLC	President	
New Mexico Wind, LLC	President	
New Nightingale, LLC	President	
New Salem Wind Project, LLC	President	
NextEra Analytics, Inc.	Director	
NextEra Analytics, Inc.	Vice President	
NextEra Blythe Solar Energy Center, LLC	President	
NextEra Canada Constructors, LLC	President	
NextEra Canada Development GP, LLC	Manager	
NextEra Canada Development GP, LLC	President	
NextEra Canadian IP, Inc.	Director	
NextEra Canadian IP, Inc.	President	
NextEra Desert Center Blythe, LLC	President	
NextEra Desert Sunlight Holdings, LLC	President	
NextEra DG QOF Holdco, LLC	President	
NextEra Energy Bluff Point, LLC	President	
NextEra Energy Canada Equipment, ULC	Director	
NextEra Energy Canada Equipment, ULC	President	
NextEra Energy Canada GP, LLC	President	
NextEra Energy Canada GP, LLC	Manager	
NextEra Energy Canada Storage LP, ULC	Director	
NextEra Energy Canada Storage LP, ULC	President	
NextEra Energy Canadian Holdings, ULC	Director	
NextEra Energy Canadian Holdings, ULC	President	
NextEra Energy Canadian Operating Services, Inc.	Director	
NextEra Energy Canadian Operating Services, Inc.	Vice President	
NextEra Energy Capital Holdings, Inc.	Director	
NextEra Energy Capital Holdings, Inc.	Senior Vice President, Finance & Chief Financial Officer	
NextEra Energy Constructors, LLC	President	
NextEra Energy DG Qualified Opportunity Zone Business, LLC	President	
NextEra Energy Duane Arnold, LLC	President	
NextEra Energy Equity Partners GP, LLC	Vice President	
NextEra Energy Equity Partners GP, LLC	Chief Financial Officer	
NextEra Energy Foundation, Inc.	Director	
NextEra Energy Foundation, Inc.	Vice President	
NextEra Energy Honey Creek Wind, LLC	President	
NextEra Energy Investments, LLC	Vice President	
NextEra Energy Maine Operating Services, LLC	Vice President	
NextEra Energy Maine, LLC	President	
NextEra Energy Management Partners GP, LLC	Vice President	
NextEra Energy Marketing, LLC	Vice President	
NextEra Energy Montezuma II Wind, LLC	President	
NextEra Energy Mt. Storm, LLC	President	
NextEra Energy New Mexico Operating Services, LLC	Vice President	
NextEra Energy Oklahoma Transmission Holdings, LLC	President	
NextEra Energy Operating Partners GP, LLC	Vice President	
NextEra Energy Operating Services, LLC	Vice President	
NextEra Energy Partners Acquisitions, LLC	Vice President	
NextEra Energy Partners GP, Inc.	Director	
NextEra Energy Partners GP, Inc.	Chief Financial Officer	
NextEra Energy Partners Pipelines Holdings, LLC	Vice President	
NextEra Energy Partners Pipelines, LLC	Vice President	
NextEra Energy Partners Solar Acquisitions, LLC	President	
NextEra Energy Partners Ventures, LLC	Vice President	
NextEra Energy Partners, LP	Chief Financial Officer	
NextEra Energy Partners, LP	Director	
NextEra Energy Point Beach, LLC	President	
NextEra Energy Project Management, LLC	President	
NextEra Energy Qualified Opportunity Fund III, LLC	President	
NextEra Energy Qualified Opportunity Zone Business I, LLC	President	
NextEra Energy Qualified Opportunity Zone Business III, LLC	President	
NextEra Energy Qualified Opportunity Zone Business IV, LLC	President	
NextEra Energy Renewable Services, LLC	President	
NextEra Energy Renewables Holdings, LLC	President	
NextEra Energy Resources Acquisitions, LLC	President	
NextEra Energy Resources Development, LLC	President	
NextEra Energy Resources Interconnection Holdings, LLC	President	
NextEra Energy Resources O&M Services, LLC	Vice President	
NextEra Energy Resources Partners Holdings, LLC	Vice President	

Entity	Title	Address (other than 700 Universe Blvd., Juno Beach, FL 33408)
NextEra Energy Resources Partners, LLC	Vice President	
NextEra Energy Resources, LLC	Vice President, Business Management	
NextEra Energy Seabrook, LLC	President	
NextEra Energy Solar Development, LLC	President	
NextEra Energy Solar Holdings, LLC	President	
NextEra Energy US Partners Holdings, LLC	Vice President	
NextEra Energy Victory Solar I, LLC	President	
NextEra Energy, Inc.	Executive Vice President, Finance & Chief Financial Officer	
NextEra Maine Fossil, LLC	President	
NextEra QOF Holdco, LLC	President	
NextEra Qualified Opportunity Fund DG, LLC	President	
NextEra Qualified Opportunity Fund II, LLC	President	
NextEra Strategic Energy Services, LLC	Vice President	
Ninnescah Wind Energy LLC	President	
Niyol Solar, LLC	President	
Niyol Wind, LLC	President	
Nokota Wind Funding, LLC	President	
Nokota Wind Holdings, LLC	President	
Nokota Wind, LLC	President	
North American Power Systems Solar, LLC	President	
North American Power Systems, LLC	President	
North Bayside Solar, LLC	President	
North Brunswick Solar LLC	President	
North Central Valley Energy Storage, LLC	President	
North Coast Solar, LLC	President	
North Fork Wind Farm, LLC	President	
North Park Energy, LLC	President	
North Plains Wind I, LLC	President	
North Side Energy Center, LLC	President	
North Sky River Energy Holdings, LLC	President	
North Sky River Energy, LLC	President	
North Sky River Land Holdings, LLC	President	
Northern Colorado Holdings, LLC	President	
Northern Colorado Interconnect, LLC	President	
Northern Colorado Wind Energy Center II, LLC	President	
Northern Colorado Wind Energy Center, LLC	President	
Northern Colorado Wind Energy, LLC	President	
Northern Cross Investments, Inc.	Director	
Northern Cross Investments, Inc.	Chairman of the Board & President	
Northern Divide Wind, LLC	President	
Northern Frontier Wind Funding, LLC	President	
Northern Frontier Wind Holding, LLC	President	
Northern Frontier Wind, LLC	President	
Northern Light Solar, LLC	President	
Northline Energy Center, LLC	President	
Northpoint I Wind LP, ULC	Director	
Northpoint I Wind LP, ULC	President	
Northpoint II Wind LP, ULC	Director	
Northpoint II Wind LP, ULC	President	
Northwest Light, LLC	President	
Northwest Wind Holdings, LLC	President	
Novus Wind V, LLC	President	
Novus Wind VI, LLC	President	
NSF Angelica Site 1, LLC	President	
NSF Angelica Site 2, LLC	President	
NSF Angelica Site 3, LLC	President	
NSF Angelica Site 4, LLC	President	
NSF Coventry Site 2, LLC	President	
NSF Coventry Site 3, LLC	President	
NSF Enfield Site 1, LLC	President	
NSF Enfield Site 2, LLC	President	
NSF Enfield Site 3, LLC	President	
NSF Torrey Site 1, LLC	President	
NSF Torrey Site 2, LLC	President	
NSF Torrey Site 3, LLC	President	
Nutmeg Solar Funding, LLC	President	
Nutmeg Solar Holdings, LLC	President	
Nutmeg Solar, LLC	President	
NWE Holding, LLC	President	
Oklahoma Land Acquisition Company, LLC	President	
Oklahoma Wind Portfolio, LLC	President	
Oklahoma Wind, LLC	President	
Old Mill Holdings, LLC	President	
Old Mill Solar Partners, LLC	President	
Old Mill Solar, LLC	President	
Oleander Holdings, LLC	President	
Oleander Power Project GP, LLC	President	
Oleander Power Project LP, LLC	President	
Oliver Wind Energy Center II, LLC	President	
Oliver Wind I, LLC	President	
Oliver Wind III, LLC	President	
Oliver Wind IV, LLC	President	
Orange County Distributed Energy Storage I, LLC	President	
Orange County Distributed Energy Storage II, LLC	President	
Orange Grove Title Holdings, LLC	Vice President	
Orbit Bloom Energy, LLC	President	
Ord Mountain Solar, LLC	President	
Osborn Wind Energy, LLC	President	
Osborn Wind II, LLC	President	
Osceola Windpower II, LLC	President	
Osceola Windpower, LLC	President	
Oslo Wind Acquisition, LLC	President	
Oslo Wind, LLC	President	
OTG, LLC	President	
OYA 2643 Moore Road LLC	President	
OYA Blanchard Road 2 LLC	President	

Entity	Title	Address (other than 700 Universe Blvd., Juno Beach, FL 33408)
OYA Great Lakes Seaway LLC	President	
OYA NYS RTE 12 LLC	President	
Pacific Energy Solutions LLC	President	
Pacific Plains Wind Class A Holdings, LLC	President	
Pacific Plains Wind Funding, LLC	President	
Pacific Plains Wind Holdings, LLC	President	
Pacific Plains Wind Portfolio, LLC	President	
Pacific Plains Wind, LLC	President	
Pacific Power Investments, LLC	President	
Palmetto Vines Solar, LLC	President	
Palmwood Wind Class A Holdings, LLC	President	
Palmwood Wind Funding, LLC	President	
Palmwood Wind Holdings, LLC	President	
Palmwood Wind Portfolio, LLC	President	
Palmwood Wind, LLC	President	
Palo Duro Wind Energy II, LLC	President	
Palo Duro Wind Energy, LLC	President	
Palo Duro Wind Holdings SellCo, LLC	President	
Palo Duro Wind Interconnection Services, LLC	President	
Palo Duro Wind Portfolio, LLC	President	
Palo Duro Wind Project Holdings, LLC	President	
Palomino Wind Funding, LLC	President	
Palomino Wind Holdings, LLC	President	
Palomino Wind, LLC	President	
Pamplico-Florence Solar, LLC	President	
Pana Solar, LLC	President	
Panama Wind, LLC	President	
Pandora Solar, LLC	President	
Paradise Solar Urban Renewal, L.L.C.	President	
Parry Energy Storage GP, LLC	President	
Parry Energy Storage LP, ULC	Director	
Parry Energy Storage LP, ULC	President	
Patapsco River Wetland And Stream Mitigation, LLC	Vice President	
Patuxent Wetland and Stream Mitigation, LLC	Vice President	
Paxton Solar, LLC	President	
Peace Garden Wind Funding, LLC	President	
Peace Garden Wind Holdings, LLC	President	
Peace Garden Wind, LLC	President	
Pee Dee Solar Center, LLC	President	
Pee Dee Wetland and Stream Mitigation, LLC	Vice President	
Peetz Logan Interconnect, LLC	President	
Peetz Table Wind Energy, LLC	President	
Peetz Table Wind, LLC	President	
Pegasus Wind, LLC	President	
Pennsylvania Windfarms, LLC	President	
Penobscot Wind, LLC	President	
Penta Wind Holding, LLC	President	
Penta Wind, LLC	President	
Perrin Ranch Wind, LLC	President	
Perry County Solar, LLC	President	
Pescadero Capital, LLC	Vice President	
Petersburg Energy Center Holdings, LLC	President	
Petersburg Energy Center, LLC	President	
Pheasant Run Wind Holdings II, LLC	President	
Pheasant Run Wind Holdings, LLC	President	
Pheasant Run Wind, LLC	President	
Piedmont Solar, LLC	President	
Piedmont Waterhub, LLC	President	
Pima Energy Storage System, LLC	President	
Pinal Central Energy Center Holdings, LLC	President	
Pinal Central Energy Center, LLC	President	
Pine Belt Solar, LLC	President	
Pine Brooke Class A Holdings, LLC	Vice President	
Pine Brooke Funding, LLC	President	
Pine Brooke, LLC	President	
Pinehurst Solar, LLC	President	
Pinewood Solar, LLC	President	
Pioneer Creek Wind Project, LLC	President	
Pioneer Hutt Wind Energy LLC	President	
Pioneer Plains Wind Funding, LLC	President	
Pioneer Plains Wind Holdings, LLC	President	
Pioneer Plains Wind, LLC	President	
Plains and Eastern Clean Line Oklahoma LLC	President	
Platte Wind, LLC	President	
Pocatello Road LLC	President	
Pocomoke Solar, LLC	President	
Poinsett Solar, LLC	President	
Point Beach Solar, LLC	President	
Ponderosa Wind, LLC	President	
Port Royal Solar, LLC	President	
Porta del Sol Solar, LLC	President	
Poseidon SW Holdings, LLC	President	
Post Wind, LLC	President	
Potomac Solar, LLC	President	
Prairie View Wind Holdings, LLC	President	
Pratt Wind, LLC	President	
Pretty Prairie Wind, LLC	President	
Proxima Solar Holdings, LLC	President	
Proxima Solar, LLC	President	
Pubnico Point Wind Farm Inc.	President	
PWEC, LLC	President	
Quinebaug Solar, LLC	President	
Quitman Energy Storage, LLC	President	
Quitman II Solar, LLC	President	
Quitman Solar, LLC	President	
Randolph Center Solar, LLC	President	

Entity	Title	Address (other than 700 Universe Blvd., Juno Beach, FL 33408)
Reclaim Wind Holdings, LLC	President	
Red Bluff Solar, LLC	President	
Red Brick Road, LLC	President	
Red Butte Transmission Line, LLC	President	
Red Butte Wind Holdings, LLC	President	
Red Butte Wind, LLC	President	
Red Deer Solar LP, ULC	Director	
Red Deer Solar LP, ULC	President	
Red Hill Solar, LLC	President	
Red Mesa Wind Investments, LLC	President	
Red Mesa Wind, LLC	President	
Red Raider Wind Holdings, LLC	President	
Red Raider Wind, LLC	President	
Red River Solar, LLC	President	
Red River Wind Funding, LLC	President	
Red River Wind Holdings, LLC	President	
Red River Wind, LLC	President	
Red Sky Solar Class A Holdings, LLC	President	
Red Sky Solar Funding, LLC	President	
Red Sky Solar Holdings, LLC	President	
Red Sky Solar, LLC	President	
Redwood Trails Wind Holdings, LLC	President	
Redwood Trails Wind, LLC	President	
Renewable Choice Services, LLC	President	
Renewable Energy Generation North, LLC	President	
Renewable Portfolio Holdings, LLC	Vice President	
Residential Energy Holdings, LLC	President	
Resurgence Solar I, LLC	President	
Resurgence Solar II, LLC	President	
RET Coram Tehachapi Wind GP, LLC	President	
RET Tehachapi Wind Development, LLC	President	
Rising Star Solar Holdings, LLC	President	
Rising Star Solar, LLC	President	
River Bend Solar, LLC	President	
Riverline Energy Center, LLC	President	
Roadrunner Crossing Wind Farm, LLC	President	
Roadrunner La Casa Wind Holdings, LLC	President	
Roadrunner Solar Portfolio Holdings, LLC	President	
Roadrunner Solar Portfolio, LLC	President	
Rock County Energy, LLC	President	
Rock Creek Solar, LLC	President	
Rocksdrift Energy Center, LLC	President	
Rodeo Wind Class A Holdings, LLC	President	
Rodeo Wind Funding, LLC	President	
Rodeo Wind Holdings, LLC	President	
Rodeo Wind, LLC	President	
Rosales Solar Funding, LLC	President	
Rosales Solar Holdings, LLC	President	
Rosales Solar Partners, LLC	President	
Rose McKay Wind Funding, LLC	President	
Rose McKay Wind Holdings, LLC	President	
Rose Wind Class A Holdings, LLC	President	
Rose Wind, LLC	President	
Rosmar Class A Funding, LLC	President	
Rosmar Class A Holdings, LLC	President	
Rosmar Class B Funding, LLC	President	
Rosmar Class B Holdings, LLC	President	
Rosmar Holdings, LLC	President	
Rosmar Portfolio, LLC	President	
Roswell Solar Holdings, LLC	President	
Roswell Solar, LLC	President	
Roundhouse Renewable Energy, LLC	President	
Roundhouse Renewables Holdings, LLC	President	
Route 66 Solar Energy Center, LLC	President	
Route 66 Solar Holdings, LLC	President	
Rush Springs Energy Storage, LLC	President	
Rush Springs Wind Energy, LLC	President	
Rush Springs Wind Expansion, LLC	President	
S4 Funding Holdings, LLC	President	
S4 Funding, LLC	President	
Sac County Wind Class A Holdings, LLC	President	
Sac County Wind Holdings, LLC	President	
Sac County Wind, LLC	President	
Saint Energy Storage II, LLC	President	
Saint Solar II, LLC	President	
Saint Solar, LLC	President	
San Jacinto Solar 14.5, LLC	President	
San Jacinto Solar 5.5, LLC	President	
Sand Hill Energy Center, LLC	President	
Sandy Solar, LLC	President	
Sanford Airport Solar, LLC	President	
SCP 5 LLC	President	
SCP 65 LLC	President	
SCP 71 LLC	President	
SCP 75 LLC	President	
SCP 76 LLC	President	
Searcy Solar, LLC	President	
Sebree Solar, LLC	President	
SEC Amherst Solar One, LLC	President	
SEC ESSD Solar One, LLC	President	
SEC HSD Solar One, LLC	President	
SEC MC Solar One, LLC	President	
SEC PASD Solar One, LLC	President	
SEC SUSD Solar One, LLC	President	
Seiling Wind Holdings, LLC	President	
Seiling Wind II, LLC	President	

Entity	Title	Address (other than 700 Universe Blvd., Juno Beach, FL 33408)
Selling Wind Interconnection Services, LLC	President	
Seiling Wind Investments, LLC	President	
Seiling Wind Portfolio, LLC	President	
Seiling Wind, LLC	President	
Sentry Solar, LLC	President	
Shafter Solar Holdings, LLC	President	
Shafter Solar SellCo, LLC	President	
Shafter Solar, LLC	President	
Shamrock Wind, LLC	President	
Shaw Creek Funding, LLC	President	
Shaw Creek Investments, LLC	President	
Shaw Creek Solar Holdings, LLC	President	
Shaw Creek Solar, LLC	President	
Sheldon Solar, LLC	President	
Shellman Solar, LLC	President	
Sholes Wind Class A Holdings, LLC	President	
Sholes Wind Funding, LLC	President	
Sholes Wind Holdings, LLC	President	
Sholes Wind Portfolio, LLC	President	
Sholes Wind, LLC	President	
Sidney Solar, LLC	President	
Sierra Solar Funding, LLC	President	
Sierra Solar Holdings, LLC	President	
Sighten, Inc.	President	
Silver Maple Wind, LLC	President	
Silver State Solar Power South, LLC	President	
Silver State South Solar, LLC	President	
Silverline Energy Center, LLC	President	
SIP SellCo II, LLC	Vice President	
SIP SellCo, LLC	Vice President	
Sirius Solar, LLC	President	
Skeleton Creek Energy Center, LLC	President	
Skeleton Creek Wind, LLC	President	
Sky Ranch Energy Storage, LLC	President	
Sky Ranch Solar, LLC	President	
Sky River LLC	President	
Sky River Wind, LLC	President	
Skylight Solar, LLC	President	
Smart Energy Capital, LLC	President	
Solar Breakers LLC	President	
Solar Holdings Portfolio 12, LLC	Vice President	
Solar Holdings SellCo, LLC	President	
Solar Round Pond, LLC	President	
Soldier Creek Wind, LLC	President	
Sonoran Solar Energy, LLC	President	
Sooner Wind, LLC	President	
South Lake Solar, LLC	President	
South Texas Gen-Tie, LLC	President	
South Texas Midstream Holdings, LLC	Vice President	
South Texas Midstream, LLC	Vice President	
South Texas Wind Holdings, LLC	President	
Southern Grove Solar, LLC	President	
Southern Tier Energy Center, LLC	President	
Southland Solar, LLC	President	
Southwest Atlanta Energy Storage, LLC	President	
Southwest Solar Holdings, LLC	President	
Southwest Wind Class A Holdings, LLC	President	
Southwest Wind Funding, LLC	President	
Southwest Wind, LLC	President	
Spade Run, LLC	President	
Spencer Solar Farm, LLC	President	
Sponsor Holdings, LLC	President	
Square Lake Holdings, Inc.	Director	
Square Lake Holdings, Inc.	President	
SSSS Holdings, LLC	President	
St. Landry Solar, LLC	President	
Stagecoach-Cassatt Solar, LLC	President	
Stallion Solar, LLC	President	
Stanton Clean Energy, LLC	President	
Stargrass Class A Holdings, LLC	President	
Stargrass Funding, LLC	President	
Stargrass Holdings, LLC	President	
Stargrass, LLC	President	
Stark Wind, LLC	President	
Stateline Solar, LLC	President	
Steel River Solar, LLC	President	
Steele Flats Wind Project, LLC	President	
Sterling Wind Class A Holdings, LLC	President	
Sterling Wind Funding, LLC	President	
Sterling Wind Holdings, LLC	President	
Sterling Wind, LLC	President	
Stockton Springs Energy Center, LLC	President	
Storey Bend Solar, LLC	President	
Storey Energy Center, LLC	President	
Story County Wind, LLC	President	
Story Wind, LLC	President	
Sturbridge Road Solar Farm, LLC	President	
Stuttgart Solar Holdings, LLC	President	
Stuttgart Solar, LLC	President	
Sullivan Street Investments, Inc.	Director	
Sullivan Street Investments, Inc.	President	
Sumter County Solar, LLC	President	
Sunlight Storage, LLC	President	
Sustainable Water Consultants, LLC	President	
Sustainable Water Holdings LLC	President	
Swaggart Energy Transmission, LLC	President	

Entity	Title	Address (other than 700 Universe Blvd., Juno Beach, FL 33408)
Swamp Fox Solar I, LLC	President	
Sweetgrass Solar, LLC	President	
Swift Wind LP, ULC	Director	
Swift Wind LP, ULC	President	
Sycamore Solar, LLC	President	
Sylvie Wind Energy, LLC	President	
Talladega Solar, LLC	President	
Taylor Creek Solar, LLC	President	
TES Cove Solar 23 LLC	President	
TES Sports Solar 23 LLC	President	
TET Holdings, LLC	President	
Texas WaterHub, LLC	President	
Thames Solar LP, ULC	Director	
Thames Solar LP, ULC	President	
Three Waters Wind Farm Holdings, LLC	President	
Three Waters Wind Farm, LLC	President	
Thunder Wolf Energy Center, LLC	President	
Tilton Heights Energy Center, LLC	President	
Timberwolf Solar, LLC	President	
Timberwolf Wind, LLC	President	
Titan Solar, LLC	President	
Topaz Wind Class A Holdings, LLC	President	
Topaz Wind Funding, LLC	President	
Topaz Wind Holdings, LLC	President	
Topaz Wind, LLC	President	
Torreillas Interconnection, LLC	President	
Torreillas Wind Energy, LLC	President	
Tower Associates, LLC	President	
Trailblazer Wind Class A Holdings, LLC	President	
Trailblazer Wind Funding, LLC	President	
Trailblazer Wind Holdings, LLC	President	
Trailblazer Wind, LLC	President	
Trelina Solar Energy Center, LLC	President	
Trout Lake I Solar LP, ULC	Director	
Trout Lake I Solar LP, ULC	President	
Trout Lake II Solar LP, ULC	Director	
Trout Lake II Solar LP, ULC	President	
Trout Lake III Solar LP, ULC	Director	
Trout Lake III Solar LP, ULC	President	
Tsuga Pine Wind Holdings, LLC	President	
Tsuga Pine Wind, LLC	President	
Tuckertown Solar, LLC	President	
Tuscola Bay Wind, LLC	President	
Tuscola Solar II, LLC	President	
Tuscola Wind II, LLC	President	
Tuscola Wind III, LLC	President	
Tusk Wind Holdings II, LLC	Vice President	
Tusk Wind Holdings III, LLC	Vice President	
Tusk Wind Holdings IV, LLC	Vice President	
Tusk Wind Holdings V, LLC	Vice President	
Tusk Wind Holdings, LLC	Vice President	
Two Creeks Energy Storage, LLC	President	
Two Creeks Solar Holdings, LLC	President	
Two Creeks Solar, LLC	President	
TZ Capital Holdings, LLC	President	
TZ Real Estate Holdings, LLC	President	
U. S. Windpower Transmission Corporation	Director	
U. S. Windpower Transmission Corporation	President	
Umatilla Depot Solar, LLC	President	
UniEnergy Properties II, LLC	President	
USA LNG Holdings, LLC	Vice President	
USA RNG Holdings, LLC	Vice President	
USW Land Corporation	Director	
USW Land Corporation	President	
Valencia Energy Storage, LLC	President	
Valley Farms Solar, LLC	President	
Van Epps Solar, LLC	President	
Vansycle III Wind, LLC	President	
Vaquero Wind Class A Holdings, LLC	President	
Vaquero Wind Funding, LLC	President	
Vaquero Wind Holdings, LLC	President	
Vaquero Wind, LLC	President	
Vasco Winds, LLC	President	
Victory Renewables, LLC	President	
Virginia WaterHub, LLC	President	
W Portsmouth St Solar I, LLC	President	
Waco Solar, LLC	President	
Wadley Solar, LLC	President	
Walleye Wind, LLC	President	
Wallingford Renewable Energy LLC	President	
Walworth Solar, LLC	President	
Washington County Solar, LLC	President	
Washington Republic Wind, LLC	President	
Watkins Glen Solar Energy Center, LLC	President	
Watkins Glen Wind, LLC	President	
Watonga Wind, LLC	President	
Waymart Wind II, LLC	President	
Weatherford Wind, LLC	President	
Wessington Springs Wind, LLC	President	
Wessington Wind Energy Center, LLC	President	
West Branch Wind Project, LLC	President	
West Fork Wind, LLC	President	
West Gardner Solar, LLC	President	
West Hills Wind, LLC	President	
West Memphis Solar, LLC	President	
West Valley Solar LLC	President	

Entity	Title	Address (other than 700 Universe Blvd., Juno Beach, FL 33408)
Western Wind Holdings, LLC	President	
Westside Solar, LLC	President	
Wheatbelt Wind, LLC	President	
Wheatridge East Wind, LLC	President	
Wheatridge Interconnection, LLC	President	
Wheatridge Solar Energy Center, LLC	President	
Wheatridge Wind Energy, LLC	President	
Wheatridge Wind Holdings, LLC	President	
Wheatridge Wind II, LLC	President	
Whiptail Wind, LLC	President	
White Butte Wind Project, LLC	President	
White Mesa Holdings, LLC	President	
White Mesa Wind, LLC	President	
White Oak B Company, LLC	President	
White Oak Energy Backleverage Holding, LLC	President	
White Oak Energy Funding Holding, LLC	President	
White Oak Energy Funding, LLC	President	
White Oak Energy Holdings, LLC	President	
White Oak Energy LLC	President	
White Oak Solar, LLC	President	
White Pine Solar, LLC	President	
White River Valley Solar Holdings, LLC	President	
White River Valley Solar, LLC	President	
White Rose Blanket, LLC	President	
Whitehurst Solar, LLC	President	
Whitney Point Solar, LLC	President	
Wild Prairie Wind Holdings, LLC	President	
Wild Prairie Wind, LLC	President	
Wildcat Ranch Wind Project, LLC	President	
Wildflower Wind Class A Holdings, LLC	President	
Wildflower Wind Funding, LLC	President	
Wildflower Wind Holdings, LLC	President	
Wildflower Wind Portfolio, LLC	President	
Wildflower Wind, LLC	President	
Wildwood Solar, LLC	President	
Willow Creek Wind Project, LLC	President	
Wilmot Energy Center, LLC	President	
Wilsonville Solar, LLC	President	
Wilton Wind Energy I, LLC	President	
Wilton Wind Energy II, LLC	President	
Wilton Wind II, LLC	President	
Wilton Wind IV, LLC	President	
Winchendon Energy Center, LLC	President	
Wind Holdings, Inc.	Director	
Wind Holdings, Inc.	President	
WindCo LLC	President	
Windpower Partners 1993, LLC	President	
Windpower Partners 1994, LLC	President	
Windstar Energy, LLC	President	
Winslow Solar, LLC	President	
Wisteria Solar, LLC	President	
Wolf Creek Wind Energy, LLC	President	
Wolf Ridge Wind Energy, LLC	President	
Wolf Ridge Wind, LLC	President	
Wooden Horse, LLC	President	
Woods Wind Class A Holdings, LLC	President	
Woods Wind Funding, LLC	President	
Woods Wind Holdings, LLC	President	
Woods Wind, LLC	President	
Woodward Mountain Wind, LLC	President	
Wyman Cape Holdings, LLC	President	
Yellow House Solar, LLC	President	
Yellow House Wind, LLC	President	
Yellow Pine Energy Center I, LLC	President	
Yellow Pine Energy Center II, LLC	President	
Yellow Pine Solar II, LLC	President	
Yellow Pine Solar, LLC	President	
York Energy Center, LLC	President	
Youland Solar Barrel, LLC	President	
Young Wind Holdings, LLC	President	
Young Wind, LLC	President	
Zapata Wind Energy, LLC	President	
Zephyrus Wind LP, ULC	Director	
Zephyrus Wind LP, ULC	President	
Zion Solar, LLC	President	
ZNE Energy Storage, LLC	President	

Affiliation of Officers & Directors

Florida Power & Light Company
For the Year Ended December 31, 2022

Eric E. Silagy	Director; President and Chief Executive Officer (through 3/1/2022); Chairman of the Board, President & Chief Executive Officer (effective 3/1/2022)
-----------------------	--

Entity	Title	Address (other than 700 Universe, Blvd., Juno Beach, FL 33408)
FPL Project Management, LLC	President	
NextEra Energy Foundation, Inc.	Director	
NextEra Energy Foundation, Inc.	President & Treasurer	
Aegis Insurance Services, Inc.	Director	1 Meadowlands Plaza, East Rutherford, NJ 07073
The Florida Council of 100, Inc.	Chairman	400 North Tampa Street, Suite 1010, Tampa, FL 33602
State University System of Florida	Vice-Chairman	325 West Gaines Street, Suite 1614, Tallahassee, FL 32399
Florida Chamber of Commerce	Director	136 S. Bronough Street, Tallahassee, FL 32301
Honda Classic Cares	Director	3300 PGA Boulevard, Suite 800, Palm Beach Gardens, FL 33410

Affiliation of Officers & Directors

Florida Power & Light Company
For the Year Ended December 31, 2022

Paul I. Cutler **Treasurer**

Entity	Title	Address (other than 700 Universe Blvd., Juno Beach, FL 33408)
237 State Route 96 Site 1, LLC	Vice President	
237 State Route 96 Site 2, LLC	Vice President	
4263766 Canada Inc.	Vice President	
45 North Solar, LLC	Vice President	
700 Universe II, LLC	Vice President & Treasurer	
700 Universe, LLC	Treasurer	
Adams County Wind Holdings, LLC	Vice President	
Adams County Wind, LLC	Vice President	
Adelanto Solar Funding, LLC	Vice President	
Adelanto Solar Holdings, LLC	Vice President	
Adelanto Solar II, LLC	Vice President	
Adelanto Solar, LLC	Vice President	
Alandco Inc.	Treasurer	
Alandco Inc.	Director	
Alandco Inc.	Vice President & Treasurer	
ALDH Realty Holdings, LLC	Treasurer	
ALDH Realty Holdings, LLC	Vice President & Treasurer	
Alta Wind VIII, LLC	Vice President	
Altamont Power LLC	Vice President	
Amber Waves Wind, LLC	Vice President	
Amite Solar, LLC	Vice President	
Antelope Gap Wind, LLC	Vice President	
Anticline Wind Holdings, LLC	Vice President	
Anticline Wind, LLC	Vice President	
Appaloosa Run Wind, LLC	Vice President	
Apple Tree Knot, LLC	Vice President	
Appleseed Solar, LLC	Vice President	
Aquei Development WRF FM Drive LLC	Vice President	
Aquei Operating Company LLC	Vice President	
Aquei Technologies LLC	Vice President	
Aquilo Holdings LP, ULC	Vice President	
Aquilo LP, ULC	Director	
Aquilo LP, ULC	Vice President	
Arlington Class A Holdings I, LLC	Vice President	
Arlington Class A Holdings II, LLC	Vice President	
Arlington Energy Center I, LLC	Vice President	
Arlington Energy Center II, LLC	Vice President	
Arlington Energy Center III, LLC	Vice President	
Arlington Energy Center Portfolio, LLC	Vice President	
Arlington Holdings II, LLC	Vice President	
Arlington III Class A Holdings I, LLC	Vice President	
Arlington III Class A Holdings II, LLC	Vice President	
Arlington Solar, LLC	Vice President	
Armadillo Flats Wind Project, LLC	Vice President	
Asher Class A Holdings, LLC	Vice President	
Asher Funding, LLC	Vice President	
Asher Portfolio, LLC	Vice President	
Asher, LLC	Vice President	
Ashtabula Wind I, LLC	Vice President	
Ashtabula Wind II, LLC	Vice President	
Ashtabula Wind III, LLC	Vice President	
Ashtabula Wind IV, LLC	Vice President	
Ashtabula Wind, LLC	Vice President & Assistant Treasurer	
Avocet Solar, LLC	Vice President	
Avon Solar Farm, LLC	Vice President	
Babbitt Ranch Energy Center, LLC	Vice President	
BAC Investment Corp.	Vice President	
Baldwin Wind Energy, LLC	Vice President	
Baldwin Wind, LLC	Vice President	
Barrett Repowering, LLC	Vice President	
Battersea Solar LP, ULC	Vice President	
Battery Testing and Modeling, LLC	Vice President	
Baxley Solar, LLC	Vice President	
Bay Area Transmission Holdings, LLC	Vice President	
Bayhawk Wind Funding, LLC	Vice President	
Bayhawk Wind Holdings, LLC	Vice President	
Bayhawk Wind SellCo, LLC	Vice President	
Bayhawk Wind, LLC	Vice President	
Beargrass Wind Class A Holdings, LLC	Vice President	
Beargrass Wind Holdings, LLC	Vice President	
Beargrass Wind, LLC	Vice President	
Beauregard Solar, LLC	Vice President	
Beech Hill Solar, LLC	Vice President	
Beecher Solar, LLC	Vice President	
Beechwood Split, LLC	Vice President	
Bell Ridge Solar, LLC	Vice President	
Bellefonte Solar, LLC	Vice President	

Entity	Title	Address (other than 700 Universe Blvd., Juno Beach, FL 33408)
Bellflower-Lenoir Solar, LLC	Vice President	
Beltran Solar, LLC	Vice President	
Belvoir Ranch Wind, LLC	Vice President	
Benton Solar, LLC	Vice President	
Big Blue Nebraska Wind, LLC	Vice President	
Big Cypress Solar, LLC	Vice President	
Birmingham Energy Storage, LLC	Vice President	
Bison Wind Holdings, LLC	Vice President & Treasurer	
Bison Wind Investments, LLC	Vice President & Treasurer	
Bison Wind Portfolio, LLC	Vice President & Treasurer	
Bison Wind, LLC	Vice President & Treasurer	
Black Hill Point Energy Center, LLC	Vice President	
Black Water Tea, LLC	Vice President	
Blackburn Solar, LLC	Vice President	
Blackwell Wind Energy, LLC	Vice President	
Blackwell Wind, LLC	Vice President	
Blazing Trail Wind I, LLC	Vice President	
Blazing Trail Wind II, LLC	Vice President	
Blue Granite Development, LLC	Vice President	
Blue Indigo Solar, LLC	Vice President	
Blue Iris Wind Holdings, LLC	Vice President	
Blue Iris Wind, LLC	Vice President	
Blue Ridge Solar, LLC	Vice President	
Blue Summit I Wind, LLC	Vice President	
Blue Summit II Wind, LLC	Vice President	
Blue Summit III Wind, LLC	Vice President	
Blue Summit Interconnection, LLC	Vice President	
Blue Summit Storage, LLC	Vice President	
Blue Summit Wind III Funding, LLC	Vice President	
Blue Summit Wind, LLC	Vice President	
Blue Wind Holdings, LLC	Vice President	
Bluebell Solar Class A Holdings II, LLC	Vice President	
Bluebell Solar Funding II, LLC	Vice President	
Bluebell Solar Holdings II, LLC	Vice President	
Bluebell Solar II, LLC	Vice President	
Bluebell Solar, LLC	Vice President	
Bluestar Solar, LLC	Vice President	
Blythe Energy Storage 110, LLC	Vice President	
Blythe IV Storage, LLC	Vice President	
Blythe Solar 110, LLC	Vice President	
Blythe Solar Funding II, LLC	Vice President	
Blythe Solar Funding, LLC	Vice President	
Blythe Solar Holdings II, LLC	Vice President	
Blythe Solar Holdings III-IV, LLC	Vice President	
Blythe Solar Holdings, LLC	Vice President	
Blythe Solar II, LLC	Vice President	
Blythe Solar III, LLC	Vice President	
Blythe Solar IV, LLC	Vice President	
Boggy Branch Solar, LLC	Vice President	
Bonita Wind, LLC	Vice President	
Borderlands Wind Holdings, LLC	Vice President	
Borderlands Wind, LLC	Vice President	
Bornish Wind BC Holdings, ULC	Vice President	
Bornish Wind Funding GP, LLC	Vice President	
Bornish Wind Funding GP, ULC	Vice President	
Bornish Wind GP, LLC	Vice President	
Bornish Wind GP, ULC	Vice President	
Boulevard Gas Associates, LLC	Vice President	
Brady Interconnection, LLC	Vice President	
Brady Wind II, LLC	Vice President	
Brady Wind, LLC	Vice President	
Breckinridge Wind Class A Holdings, LLC	Vice President	
Breckinridge Wind Funding, LLC	Vice President	
Breckinridge Wind Holdings, LLC	Vice President	
Breckinridge Wind Project, LLC	Vice President	
Brickyard Solar, LLC	Vice President	
Bright Wind Class A Holdings, LLC	Vice President	
Bright Wind Funding, LLC	Vice President	
Bright Wind Holdings, LLC	Vice President	
Bright Wind Portfolio, LLC	Vice President	
Bright Wind, LLC	Vice President	
Brokaw Solar, LLC	Vice President	
Bronco Plains Solar, LLC	Vice President	
Bronco Plains Wind II, LLC	Vice President	
Bronco Plains Wind, LLC	Vice President	
Bronson Solar, LLC	Vice President	
Brooker Trail Solar, LLC	Vice President	
Brookview Solar I, LLC	Vice President	
BSGA Gas Producing, LLC	Vice President	
BT Fairview Solar, LLC	Vice President	
BT Hickerson Solar, LLC	Vice President	
BTAC Holdingz, LLC	Vice President	
Buena Vista Energy Center II, LLC	Vice President	
Buena Vista Energy Center, LLC	Vice President	
Buena Vista Energy Holdings, LLC	Vice President	
Buffalo Jump Wind, LLC	Vice President	

Entity	Title	Address (other than 700 Universe Blvd., Juno Beach, FL 33408)
Buffalo Ridge Wind Energy, LLC	Vice President	
Buffalo Ridge Wind, LLC	Vice President	
Buffalo Trail Solar LP, ULC	Vice President	
Bullfrog Creek Solar, LLC	Vice President	
Burton Hill Solar, LLC	Vice President	
Butler Ridge Wind Energy Center, LLC	Vice President	
CA BTM Energy Storage, LLC	Vice President	
CA Energy Storage Holdings, LLC	Vice President	
Cabo Solar Farm, LLC	Vice President	
Caddeaux Gathering, LLC	Vice President	
Callahan Wind Divide, LLC	Vice President	
Callahan Wind, LLC	Vice President	
Campbell Creek Energy Center, LLC	Vice President	
Canyon Wind Energy, LLC	Vice President	
Canyon Wind Farm, LLC	Vice President	
Canyon Wind Holdings, LLC	Vice President	
Canyon Wind II, LLC	Vice President	
Cap Ridge Interconnection, LLC	Vice President	
Cap Ridge Wind I, LLC	Vice President	
Cap Ridge Wind II, LLC	Vice President	
Cap Ridge Wind III, LLC	Vice President	
Cap Ridge Wind IV, LLC	Vice President	
Capon Solar, LLC	Vice President	
Capricorn Bell Interconnection, LLC	Vice President	
Capricorn Ridge Power Seller, LLC	Vice President	
Capricorn Ridge Wind Holdings, LLC	Vice President	
Cardinal Solar, LLC	Vice President	
Carol Renewable Energy Holdings, LLC	Vice President	
Carol Renewable Energy, LLC	Vice President	
Carousel Wind Farm, LLC	Vice President	
Carousel Wind Holdings, LLC	Vice President	
Carousel Wind II, LLC	Vice President	
Carpenter Creek Wind, LLC	Vice President	
Casa Mesa Wind Investments, LLC	Vice President	
Casa Mesa Wind, LLC	Vice President	
Catskill View Solar, LLC	Vice President	
Cattle Ridge Wind Farm, LLC	Vice President	
Cattle Ridge Wind Holdings, LLC	Vice President	
Cattle Run, LLC	Vice President	
Cavalry Energy Center Holdings, LLC	Vice President	
Cavalry Energy Center, LLC	Vice President	
Cedar Bay Generating Company, LLC	Treasurer	
Cedar Bay Generating Company, LLC	Vice President & Treasurer	
Cedar Bluff Wind, LLC	Vice President	
Cedar River Transmission, LLC	Vice President	
Cedar Springs Transmission LLC	Vice President	
Cedar Springs Wind Holdings, LLC	Vice President	
Cedar Springs Wind III, LLC	Vice President	
Cedar Springs Wind IV, LLC	Vice President	
Cedar Springs Wind, LLC	Vice President	
Centennial Wind Funding, LLC	Vice President	
Centennial Wind Holdings, LLC	Vice President	
Centennial Wind, LLC	Vice President	
Central Midway Class A Holdings, LLC	Vice President	
Central Midway Funding, LLC	Vice President	
Central Midway Holdings, LLC	Vice President	
Central Midway, LLC	Vice President	
Central States Wind Holdings, LLC	Vice President	
Central States Wind, LLC	Vice President	
Cereal City Solar, LLC	Vice President	
Cerro Gordo Wind, LLC	Vice President	
Chariot Solar, LLC	Vice President	
Charlie Creek Wind Farm LLC	Vice President	
Chaves County Solar Holdings, LLC	Vice President	
Chaves County Solar II Holdings, LLC	Vice President	
Chaves County Solar II, LLC	Vice President	
Chaves County Solar, LLC	Vice President	
Cherry Ridge Solar, LLC	Vice President	
Cherrywood Solar I, LLC	Vice President	
Chesapeake Solar Project, LLC	Vice President	
Cheyenne Wind Holdings, LLC	Vice President	
Cheyenne Wind, LLC	Vice President	
Chickadee Energy Center, LLC	Vice President	
Chicot Solar Holdings, LLC	Vice President	
Chicot Solar, LLC	Vice President	
Chinook Solar, LLC	Vice President	
Chugwater Wind, LLC	Vice President	
Cimarron Wind Energy Holdings II, LLC	Vice President	
Cimarron Wind Energy Holdings, LLC	Vice President	
Cimarron Wind Energy, LLC	Vice President	
Circleville Solar, LLC	Vice President	
Clarabelle I Solar LP, ULC	Vice President	
Clarabelle II Solar LP, ULC	Vice President	
Clarabelle III Solar LP, ULC	Vice President	
Claverack Creek Solar, LLC	Vice President	
Clay County Solar, LLC	Vice President	

Entity	Title	Address (other than 700 Universe Blvd., Juno Beach, FL 33408)
Clean Energy Marketing and Insights, LLC	Vice President	
Clearwater Energy Resources LLC	Vice President	
Clearwater Wind East, LLC	Vice President	
Clearwater Wind Holdings, LLC	Vice President	
Clearwater Wind I, LLC	Vice President	
Clearwater Wind II, LLC	Vice President	
Clearwater Wind III, LLC	Vice President	
Clinton County Wind, LLC	Vice President	
Clover Creek Holdings, LLC	Vice President	
Coastal Prairie Solar, LLC	Vice President	
Coldwater Creek Wind Energy, LLC	Vice President	
Collins Energy Center, LLC	Vice President	
Colwich Solar, LLC	Vice President	
Common Unit Holdings, LLC	Treasurer	
Compadre Energy Storage, LLC	Vice President	
Compadre Solar, LLC	Vice President	
Constitution Solar, LLC	Vice President	
Cool Springs Solar, LLC	Vice President	
Coolidge Solar I, LLC	Vice President	
Coram California Development, L.P.	Vice President	
Coram Energy LLC	Vice President	
Coram Tehachapi, LLC	Vice President	
Corby Energy Storage, LLC	Vice President	
Cordukes Solar LP, ULC	Vice President	
Core Solar SPV VII, LLC	Vice President	
Core Solar SPV XIX, LLC	Vice President	
Cortland Energy Center, LLC	Vice President	
Costigan Wind LP, ULC	Vice President	
Cottonmouth Ranch Solar, LLC	Vice President	
Cottonwood Wind Project Holdings, LLC	Vice President	
Cottonwood Wind Project, LLC	Vice President	
County Line Solar, LLC	Vice President	
CP II CAD Holdings LP GP, LLC	Vice President	
CP II Funding GP, LLC	Vice President	
CP II Funding GP, ULC	Vice President	
CP II Holdings GP, Inc.	Vice President	
CP II Holdings LP GP, ULC	Vice President	
CP II Holdings LP, ULC	Vice President	
Crow Creek Solar, LLC	Vice President	
Crowder Wind, LLC	Vice President	
Crowned Ridge Interconnection, LLC	Vice President	
Crowned Ridge Wind III, LLC	Vice President	
Crowned Ridge Wind, LLC	Vice President	
Crystal Lake Wind Energy I, LLC	Vice President	
Crystal Lake Wind Energy II, LLC	Vice President	
Crystal Lake Wind Energy III, LLC	Vice President	
Crystal Lake Wind II, LLC	Vice President	
Crystal Lake Wind, LLC	Vice President & Assistant Treasurer	
Cypress Solar Energy, LLC	Vice President	
Dallas County Solar, LLC	Vice President	
Data Center Investments, LLC	Vice President	
Data Center Logistics, LLC	Vice President & Treasurer	
Davenport Solar, LLC	Vice President	
Dawn Land Solar, LLC	Vice President	
Day County Wind I, LLC	Vice President	
Day County Wind II, LLC	Vice President	
DCI Operating Co. 1, LLC	Vice President	
DCI Operating Co. 2, LLC	Vice President	
DCRBN Ventures Development & Acquisition, LLC	Vice President	
DCRBN Ventures, LLC	Vice President	
Decatur Solar Energy Center, LLC	Vice President	
Declaration Energy Center, LLC	Vice President	
Descendant Ranch Energy Center, LLC	Vice President	
Desert Peak Energy Center, LLC	Vice President	
Desert Peak Energy Storage I, LLC	Vice President	
Desert Peak Energy Storage II, LLC	Vice President	
Desert Peak Energy Storage III, LLC	Vice President	
Desert Sunlight 250, LLC	Vice President	
Desert Sunlight 300, LLC	Vice President	
Desert Sunlight Holdings, LLC	Vice President	
DG 1 Acquisition Co., LLC	Vice President	
DG 1, LLC	Vice President	
DG Adams Road, LLC	Vice President	
DG Alameda Solar, LLC	Vice President	
DG Amaze New Jersey, LLC	Vice President	
DG Amaze, LLC	Vice President	
DG AMP Solar, LLC	Vice President	
DG Arboretum, LLC	Vice President	
DG Bella II, LLC	Vice President	
DG Blooming Grove Solar, LLC	Vice President	
DG BOT Engineering & Construction, LLC	Vice President	
DG BOT O&M Services, LLC	Vice President	
DG Build Transfer Holdings, LLC	Vice President	
DG California Solar, LLC	Vice President	
DG Camden, LLC	Vice President	
DG Carr Road, LLC	Vice President	

Entity	Title	Address (other than 700 Universe Blvd., Juno Beach, FL 33408)
DG Central 1, LLC	Vice President	
DG Central Holdings, LLC	Vice President	
DG Central NJ Solar, LLC	Vice President	
DG Cherry Hill, LLC	Vice President	
DG CHP Holdings, LLC	Vice President	
DG CHP NJ I, LLC	Vice President	
DG CHP NJ II, LLC	Vice President	
DG Clean Energy Solutions, LLC	Vice President	
DG Colonial, LLC	Vice President	
DG Colorado Solar, LLC	Vice President	
DG Columbus Jackson Pike, LLC	Vice President	
DG Columbus Solar, LLC	Vice President	
DG Columbus Southerly, LLC	Vice President	
DG Concession Holdings, LLC	Vice President	
DG Connecticut Solar II, LLC	Vice President	
DG Connecticut Solar III, LLC	Vice President	
DG County Line, LLC	Vice President	
DG Development & Acquisition, LLC	Vice President	
DG Eagle Creek, LLC	Vice President	
DG East St Louis BTM, LLC	Vice President	
DG East St Louis CS, LLC	Vice President	
DG Empire Bright, LLC	Vice President	
DG Empire Shine, LLC	Vice President	
DG Empire Sun, LLC	Vice President	
DG Fairleigh, LLC	Vice President	
DG Fawn Lake, LLC	Vice President	
DG Fuel Cell, LLC	Vice President	
DG Gaines, LLC	Vice President	
DG Gamma, LLC	Vice President	
DG GSA Solar, LLC	Vice President	
DG H2CA, LLC	Vice President	
DG Halladay I, LLC	Vice President	
DG Halladay II, LLC	Vice President	
DG Harlem, LLC	Vice President	
DG Hartford BTM, LLC	Vice President	
DG Harvest Solar, LLC	Vice President	
DG Hydra, LLC	Vice President	
DG Illinois BTM, LLC	Vice President	
DG Illinois CS, LLC	Vice President	
DG Illinois Solar, LLC	Vice President	
DG Investment Holdings, LLC	Vice President	
DG Jamboree, LLC	Vice President	
DG Kendall, LLC	Vice President	
DG Kenmore, LLC	Vice President	
DG Kern Ridge, LLC	Vice President	
DG Kirkland, LLC	Vice President	
DG Lake Road, LLC	Vice President	
DG Lana'i, LLC	Vice President	
DG LeRay, LLC	Vice President	
DG LF Portfolio 2020, LLC	Vice President	
DG LF Solar, LLC	Vice President	
DG Linden New Jersey, LLC	Vice President	
DG Linear West I, LLC	Vice President	
DG MAC Holdings, LLC	Vice President	
DG Maine CS, LLC	Vice President	
DG Massachusetts CS 2021, LLC	Vice President	
DG Massachusetts CS, LLC	Vice President	
DG Memphis, LLC	Vice President	
DG Meridian Solar, LLC	Vice President	
DG Mill Branch, LLC	Vice President	
DG Minnesota CS 2021, LLC	Vice President	
DG Minnesota CS II, LLC	Vice President	
DG Minnesota CSG 1, LLC	Vice President	
DG Minnesota CSG, LLC	Vice President	
DG Moorman Creek, LLC	Vice President	
DG MSPG KR, LLC	Vice President	
DG NE Holdings, LLC	Vice President	
DG Nebraska Energy Storage, LLC	Vice President	
DG New Jersey CS, LLC	Vice President	
DG New Jersey K Int Rooftop CS, LLC	Vice President	
DG New Jersey MSP CS, LLC	Vice President	
DG New Jersey Solar, LLC	Vice President	
DG New Jersey THP Rooftop CS, LLC	Vice President	
DG New Mexico CS, LLC	Vice President	
DG New York CS II, LLC	Vice President	
DG New York CS III, LLC	Vice President	
DG New York CS IV, LLC	Vice President	
DG New York CS V, LLC	Vice President	
DG New York CS, LLC	Vice President	
DG New York Energy Storage, LLC	Vice President	
DG New York Solar, LLC	Vice President	
DG NF Northeast 1, LLC	Vice President	
DG NF West 1, LLC	Vice President	
DG NH Seabrook, LLC	Vice President	
DG Niagara, LLC	Vice President	
DG North Brunswick Solar II, LLC	Vice President	

Entity	Title	Address (other than 700 Universe Blvd., Juno Beach, FL 33408)
DG North Carolina WaterHub, LLC	Vice President	
DG Northeast 2020 Holdings, LLC	Vice President	
DG Northeast 21, LLC	Vice President	
DG Northeast Solar II, LLC	Vice President	
DG Northeast Solar III, LLC	Vice President	
DG Northeast Solar, LLC	Vice President	
DG NY Collamer, LLC	Vice President	
DG Oak Orchard, LLC	Vice President	
DG Ohio CS, LLC	Vice President	
DG Oregon CS I, LLC	Vice President	
DG Oriskany Airport, LLC	Vice President	
DG Orleans, LLC	Vice President	
DG Outback Acres Solar, LLC	Vice President	
DG Penwell North, LLC	Vice President	
DG Pontiac, LLC	Vice President	
DG Portfolio 2019 Holdings, LLC	Vice President	
DG Portfolio 2019, LLC	Vice President	
DG Portfolio 2021 Holdings, LLC	Vice President	
DG Portfolio 2021, LLC	Vice President	
DG Portfolio Acquisition, LLC	Vice President	
DG Project Construction Co., LLC	Vice President	
DG Regulus, LLC	Vice President	
DG Revolution, LLC	Vice President	
DG Rhode Island Solar, LLC	Vice President	
DG Richmond, LLC	Vice President	
DG Riley Road, LLC	Vice President	
DG Rodeo Solar, LLC	Vice President	
DG Roxana BTM, LLC	Vice President	
DG Roxana CS, LLC	Vice President	
DG Royaltan, LLC	Vice President	
DG San Ardo, LLC	Vice President	
DG Sand Prairie, LLC	Vice President	
DG SB Holdings, LLC	Vice President	
DG Southwest Solar Portfolio 2019, LLC	Vice President	
DG Spartan Solar, LLC	Vice President	
DG SUNY Solar 1, LLC	Vice President	
DG Texas WaterHub II, LLC	Vice President	
DG Texas WaterHub, LLC	Vice President	
DG Townline, LLC	Vice President	
DG Troupsburg, LLC	Vice President	
DG VEMV, LLC	Vice President	
DG Vermont Solar, LLC	Vice President	
DG Virginia CS, LLC	Vice President	
DG Waipio, LLC	Vice President	
DG Waterport, LLC	Vice President	
DG West 1, LLC	Vice President	
DG West 2021, LLC	Vice President	
DG West Holdings, LLC	Vice President	
DG West River, LLC	Vice President	
DG West Valley Solar, LLC	Vice President	
DG Wheatfield II, LLC	Vice President	
DG Willowbrook, LLC	Vice President	
DG Woodbury Solar, LLC	Vice President	
Diamondback Solar, LLC	Vice President	
Distributed Energy Storage Associates, LLC	Vice President	
Diver Solar, LLC	Vice President	
Dodge County Wind, LLC	Vice President	
Dodge Flat Solar, LLC	Vice President	
Dogwood Wind Funding II, LLC	Vice President	
Dogwood Wind Holdings, LLC	Vice President	
Dogwood Wind, LLC	Vice President	
Dogwood-Newberry Solar, LLC	Vice President	
Dooly Solar, LLC	Vice President	
Dothan Solar, LLC	Vice President	
Dougherty County Solar LLC	Vice President	
Dry Lake East Energy Center, LLC	Vice President	
Duane Arnold Solar Holdings, LLC	Vice President	
Duane Arnold Solar II, LLC	Vice President	
Duane Arnold Solar III, LLC	Vice President	
Duane Arnold Solar IV, LLC	Vice President	
Duane Arnold Solar V, LLC	Vice President	
Duane Arnold Solar, LLC	Vice President	
Dunn Wind, LLC	Vice President	
Dunns Bridge Energy Storage, LLC	Vice President	
Dunns Bridge Holdings II, LLC	Vice President	
Dunns Bridge Holdings, LLC	Vice President	
Dunns Bridge Solar Center, LLC	Vice President	
Dunns Bridge Solar LLC	Vice President	
Dusty Rose Wind, LLC	Vice President	
Eagle Crest Energy Acquisitions, LLC	Vice President	
Eagle Crest Energy Company	Vice President	
East Durham Wind BC Holdings, ULC	Vice President	
East Durham Wind Funding GP, LLC	Vice President	
East Durham Wind Funding GP, ULC	Vice President	
East Durham Wind GP, LLC	Vice President	
East Durham Wind GP, ULC	Vice President	

Entity	Title	Address (other than 700 Universe Blvd., Juno Beach, FL 33408)
East Light Energy Center, LLC	Vice President	
East Point Energy Center, LLC	Vice President	
EBBB Holdings, LLC	Vice President	
EBBB Portfolio, LLC	Vice President	
Echo Divide Wind Holdings, LLC	Vice President	
Edmondson Ranch Wind Holdings, LLC	Vice President	
EFH Merger Co., LLC	Treasurer	
Eight Point Wind, LLC	Vice President	
eIQ Mobility, Inc.	Vice President	
Elderberry Solar, LLC	Vice President	
Elk City II Wind Funding, LLC	Vice President	
Elk City II Wind Holdings, LLC	Vice President & Treasurer	
Elk City Renewables II, LLC	Vice President	
Elk City Sholes Holdings, LLC	Vice President	
Elk City Wind Holdings III, LLC	Vice President	
Elk City Wind III, LLC	Vice President	
Elk City Wind, LLC	Vice President	
Elk Mountain Wind Energy, LLC	Vice President	
Elmira Energy Storage GP, LLC	Vice President	
Elmira Energy Storage GP, ULC	Vice President	
Elmira Energy Storage LP, ULC	Vice President	
Elmsthorpe Wind LP, ULC	Vice President	
Elora Solar, LLC	Vice President	
Eloy Valley Energy Center, LLC	Vice President	
EMB Investments, Inc.	Director	
EMB Investments, Inc.	Vice President & Treasurer	
Emerald Breeze Class A Holdings, LLC	Vice President	
Emerald Breeze Funding, LLC	Vice President	
Emerald Breeze Holdings, LLC	Vice President	
Emerald Breeze, LLC	Vice President	
Emmons-Logan Wind Class A Holdings, LLC	Vice President	
Emmons-Logan Wind Funding, LLC	Vice President	
Emmons-Logan Wind Holdings, LLC	Vice President	
Emmons-Logan Wind II, LLC	Vice President	
Emmons-Logan Wind Interconnection, LLC	Vice President	
Emmons-Logan Wind Portfolio, LLC	Vice President	
Emmons-Logan Wind, LLC	Vice President	
Endeavor Wind I, LLC	Vice President	
Endeavor Wind II, LLC	Vice President	
Energy Storage Holdings, LLC	Vice President	
Energy Storage Projects (Distributed), LLC	Vice President	
Energy Storage Projects (Utility), LLC	Vice President	
Energy Storage Systems Holdings, LLC	Vice President	
Enfield Solar, LLC	Vice President	
Ensign Wind Energy, LLC	Vice President	
Ensign Wind, LLC	Vice President	
Erath County Solar, LLC	Vice President	
ESI Altamont Acquisitions, Inc.	Vice President	
ESI Bay Area GP, Inc.	Vice President	
ESI Bay Area, Inc.	Vice President	
ESI Energy, LLC	Treasurer	
ESI Mojave LLC	Vice President	
ESI Northeast Energy GP, LLC	Vice President	
ESI Northeast Energy LP, LLC	Vice President	
ESI Northeast Fuel Management, Inc.	Vice President	
ESI Tehachapi Acquisitions, Inc.	Vice President	
ESI Vansycle GP, Inc.	Vice President	
ESI Vansycle LP, Inc.	Vice President	
ESI West Texas Energy LP, LLC	Vice President	
ESI West Texas Energy, Inc.	Vice President	
EV Battery Storage, LLC	Vice President	
EverBright, LLC	Vice President	
Excelsior Energy Center, LLC	Vice President	
Fairfield Solar II, LLC	Vice President	
Fairfield Solar, LLC	Vice President	
Fairview Solar Holdings, LLC	Vice President	
Farmington Solar, LLC	Vice President	
Finchville Tpke LLC	Vice President	
Firewheel Holdings, LLC	Vice President	
Firewheel Transmission, LLC	Vice President	
Firewheel Wind Energy A1, LLC	Vice President	
Firewheel Wind Energy, LLC	Vice President	
First State Solar, LLC	Vice President	
Fish Springs Ranch Solar, LLC	Vice President	
Flat Fork Solar, LLC	Vice President	
Flatland Solar Energy, LLC	Vice President	
Flatland Solar Holdings, LLC	Vice President	
Florence Solar, LLC	Vice President	
Florida Pipeline Holdings, LLC	Vice President	
Florida Renewable Partners, LLC	Vice President	
Florida Southeast Connection, LLC	Treasurer	
FN Investments, LLC	Treasurer	
FN Investments, LLC	Vice President & Treasurer	
Forgeview Solar, LLC	Vice President	
Fort White PV1, LLC	Vice President	
Fortuna GP, LLC	Vice President	

Entity	Title	Address (other than 700 Universe Blvd., Juno Beach, FL 33408)
Fortuna GP, ULC	Vice President	
Foxtrot TE Holdings, LLC	Vice President	
Foxtrot TE Portfolio, LLC	Vice President	
Foxtrot Wind Class A Holdings, LLC	Vice President	
Foxtrot Wind Funding, LLC	Vice President	
Foxtrot Wind Holdings, LLC	Vice President	
Foxtrot Wind, LLC	Vice President	
FPL Energy American Wind Holdings, LLC	Vice President & Treasurer	
FPL Energy American Wind, LLC	Vice President & Treasurer	
FPL Energy Burleigh County Wind, LLC	Vice President & Treasurer	
FPL Energy Cape, LLC	Vice President	
FPL Energy Cowboy Wind, LLC	Vice President & Treasurer	
FPL Energy Green Power Wind, LLC	Vice President	
FPL Energy Hancock County Wind, LLC	Vice President	
FPL Energy Hancock County Wind, LLC	Treasurer	
FPL Energy Horse Hollow Wind II, LLC	Vice President & Treasurer	
FPL Energy Illinois Wind, LLC	Vice President	
FPL Energy Mason LLC	Vice President	
FPL Energy Montezuma Wind, LLC	Vice President	
FPL Energy Morwind, LLC	Vice President	
FPL Energy National Wind Holdings, LLC	Vice President & Treasurer	
FPL Energy National Wind Investments, LLC	Vice President	
FPL Energy National Wind Portfolio, LLC	Vice President	
FPL Energy New Mexico Holdings, LLC	Vice President & Treasurer	
FPL Energy New Mexico Wind Financing, LLC	Vice President & Treasurer	
FPL Energy New Mexico Wind Holdings II, LLC	Vice President & Treasurer	
FPL Energy New Mexico Wind II, LLC	Vice President & Treasurer	
FPL Energy New Mexico Wind, LLC	Vice President	
FPL Energy New York, LLC	Vice President	
FPL Energy New York, LLC	Treasurer	
FPL Energy North Dakota Wind II, LLC	Vice President	
FPL Energy North Dakota Wind, LLC	Vice President	
FPL Energy Oklahoma Wind Finance, LLC	Vice President	
FPL Energy Oklahoma Wind, LLC	Vice President & Treasurer	
FPL Energy Post Wind GP, LLC	Vice President & Treasurer	
FPL Energy Post Wind LP, LLC	Vice President & Treasurer	
FPL Energy SEGS III-VII GP, LLC	Vice President	
FPL Energy SEGS III-VII LP, LLC	Vice President	
FPL Energy Services, Inc.	Treasurer	
FPL Energy Services, Inc.	Vice President & Treasurer	
FPL Energy Solar Partners III-VII, LLC	Vice President	
FPL Energy Sooner Wind, LLC	Vice President & Treasurer	
FPL Energy South Dakota Wind, LLC	Vice President	
FPL Energy Spruce Point LLC	Vice President	
FPL Energy Stateline II Holdings, LLC	Vice President	
FPL Energy Stateline II, Inc.	Vice President	
FPL Energy Texas Keir, LLC	Vice President	
FPL Energy Texas Wind Marketing, LLC	Vice President	
FPL Energy Texas, LLC	Vice President	
FPL Energy Upton Wind I, LLC	Vice President	
FPL Energy Upton Wind II, LLC	Vice President	
FPL Energy Upton Wind III, LLC	Vice President	
FPL Energy Upton Wind IV, LLC	Vice President	
FPL Energy Vansycle L.L.C.	Vice President	
FPL Energy Wind Financing, LLC	Vice President & Treasurer	
FPL Energy Wind Funding Holdings, LLC	Vice President & Treasurer	
FPL Energy Wind Funding, LLC	Vice President & Treasurer	
FPL Energy Wyman IV LLC	Vice President	
FPL Energy Wyman LLC	Vice President	
FPL Enersys, Inc.	Treasurer	
FPL Enersys, Inc.	Vice President & Treasurer	
FPL Historical Museum, Inc.	Vice President & Assistant Treasurer	
FPL Historical Museum, Inc.	Director	
FPL Investments, LLC	Vice President & Treasurer	
FPL Read-Power, LLC	Treasurer	
FPL Read-Power, LLC	Vice President & Treasurer	
FPL Recovery Funding LLC	Manager	
FPL Recovery Funding LLC	Treasurer	
FPL Services, LLC	Treasurer	
FPL Services, LLC	Vice President & Treasurer	
FPL Smart Services, LLC	Treasurer	
FPL Smart Services, LLC	Vice President & Treasurer	
Frontier Utilities Intermediate Holding Company, LLC	Vice President	
Frontier Utilities Northeast LLC	Vice President	
Frontier Utilities, LLC	Vice President	
FRP Columbia County Solar, LLC	Vice President	
FRP Gadsden County Solar, LLC	Vice President	
FRP Gilchrist County Solar, LLC	Vice President	
FRP Tupelo Solar, LLC	Vice President	
FSC Pipeline Holdings, LLC	Vice President & Treasurer	
Fulton Wind, LLC	Vice President	
Fusion Solar, LLC	Vice President	
Garden City Solar, LLC	Vice President	
Garden Plain Solar, LLC	Vice President	
Garden Wind, LLC	Vice President	
Garnet Energy Center, LLC	Vice President	

Entity	Title	Address (other than 700 Universe Blvd., Juno Beach, FL 33408)
Garrison Butte Holdings, LLC	Vice President	
Garrison Butte Wind, LLC	Vice President	
Gateway Energy Center Holdings, LLC	Vice President	
Gator Campus Energy, LLC	Vice President	
Generation Repair and Service, LLC	Vice President	
Genesis Purchaser Holdings, LLC	Vice President	
Genesis Purchaser, LLC	Vice President	
Genesis Solar Funding Holdings, LLC	Vice President	
Genesis Solar Funding, LLC	Vice President	
Genesis Solar Holdings, LLC	Vice President	
Genesis Solar, LLC	Vice President	
Gentry Solar, LLC	Vice President	
Georgia Longleaf Solar 1, LLC	Vice President	
Gexa Energy California, LLC	Vice President	
Gexa Energy Development, LLC	Vice President	
GEXA Energy GP, LLC	Vice President	
Gexa Energy Solutions, LLC	Vice President	
Ghost Pine Energy Storage LP, ULC	Vice President	
Gila Holdings, LLC	Vice President	
Gila Hydrogen, LLC	Vice President	
Glass Hills Wind Project, LLC	Vice President	
Glendive Wind, LLC	Vice President	
Glennville Solar, LLC	Vice President	
Glenridge Wind LP, ULC	Vice President	
Golden Cypress Home Class A Holdings, LLC	Vice President	
Golden Cypress Home Financing, LLC	Vice President	
Golden Cypress Home, LLC	Vice President	
Golden Hills Energy Storage, LLC	Vice President	
Golden Hills Interconnection, LLC	Vice President	
Golden Hills North Wind, LLC	Vice President	
Golden Hills Wind, LLC	Vice President	
Golden Horizon Class A Holdings, LLC	Vice President	
Golden Horizon Funding, LLC	Vice President	
Golden Horizon Holdings, LLC	Vice President	
Golden Horizon Portfolio, LLC	Vice President	
Golden Horizon Renewables, LLC	Vice President	
Golden Plains Class A Holdings, LLC	Vice President	
Golden Plains, LLC	Vice President	
Golden Sage Solar, LLC	Vice President	
Golden West Power Partners II, LLC	Vice President	
Golden West Power Partners, LLC	Vice President	
Golden West Wind Holdings, LLC	Vice President	
Golden Winds Funding, LLC	Vice President	
Golden Winds Holdings, LLC	Vice President	
Golden Winds, LLC	Vice President	
Goldenrod Solar, LLC	Vice President	
Goleta Grove Energy Storage, LLC	Vice President	
Gopher Energy Storage, LLC	Vice President	
Goshen Wind BC Holdings, ULC	Vice President	
Goshen Wind Funding GP, LLC	Vice President	
Goshen Wind Funding GP, ULC	Vice President	
Goshen Wind GP, LLC	Vice President	
Goshen Wind GP, ULC	Vice President	
GR Bage (NEP), LLC	Vice President & Treasurer	
GR Woodford Properties, LLC	Treasurer	
Granite Reliable Power, LLC	Vice President	
Grant Park Wind Holdings, LLC	Vice President	
Grass Lake Solar Project, LLC	Vice President	
Gray County Wind Energy, LLC	Vice President	
Gray County Wind, LLC	Vice President	
Grayhawk Wind Class A Holdings, LLC	Vice President	
Grayhawk Wind Holdings, LLC	Vice President	
Grayhawk Wind, LLC	Vice President	
Grazing Yak Solar, LLC	Vice President	
Great Plains Wind Class A Holdings, LLC	Vice President	
Great Plains Wind Funding, LLC	Vice President	
Great Plains Wind Holdings, LLC	Vice President	
Great Plains Wind Portfolio, LLC	Vice President	
Great Plains Wind, LLC	Vice President	
Great Prairie Wind II, LLC	Vice President	
Great Prairie Wind III, LLC	Vice President	
Great Prairie Wind, LLC	Vice President	
Greeley Wind Holdings, LLC	Vice President	
Greeley Wind II, LLC	Vice President	
Greeley Wind Nebraska, LLC	Vice President	
Green Hydrogen Holdings, LLC	Vice President	
Green Light Wind Holdings, LLC	Vice President	
Green Mountain Storage, LLC	Vice President	
Green Racer Wind Holdings, LLC	Vice President	
Green Racer Wind, LLC	Vice President	
Green Ridge Power LLC	Vice President	
Green Ridge Services LLC	Vice President	
Green River Solar, LLC	Vice President	
Greenbrier Solar, LLC	Vice President	
Greensboro Solar Center, LLC	Vice President	
Greenwood Solar I, LLC	Vice President	

Entity	Title	Address (other than 700 Universe Blvd., Juno Beach, FL 33408)
Greer Solar, LLC	Vice President	
GridLiance East LLC	Vice President	
GridLiance Eastern Holdings LLC	Vice President	
GridLiance Heartland Holdings LLC	Director	
GridLiance Heartland Holdings LLC	Vice President	
GridLiance Heartland LLC	Vice President	
GridLiance High Plains LLC	Director	
GridLiance High Plains LLC	Vice President	
GridLiance Holdco, LLC	Vice President	
GridLiance Management, LLC	Vice President	
GridLiance Southwest LLC	Vice President	
GridLiance Texas Holdings LLC	Vice President	
GridLiance Texas LLC	Vice President	
GridLiance West LLC	Vice President	
GridLiance Western Holdings LLC	Vice President	
Griffith Energy Storage, LLC	Vice President	
Gruver Wind Interconnection, LLC	Vice President	
Gruver Wind, LLC	Vice President	
GSA Solar, LLC	Vice President	
Gulf Power Economic Development Fund, Inc.	Treasurer	
Gulf Power Foundation, Inc.	Treasurer	
Guthrie Solar, LLC	Vice President	
Hale Wind Energy II, LLC	Vice President	
Hale Wind Energy III, LLC	Vice President	
Hale Wind Energy, LLC	Vice President	
Hancock County Wind, LLC	Vice President	
Hardy Creek Wind, ULC	Vice President	
Harmony Florida Solar II, LLC	Vice President	
Harmony Florida Solar, LLC	Vice President	
Harquahala Flats Holdings, LLC	Vice President	
Harquahala Flats Solar, LLC	Vice President	
Hart Wind Holdings, LLC	Vice President	
Hartland North Dakota Wind, LLC	Vice President	
Hatch Solar Energy Center I LLC	Vice President	
Heartland Divide Wind II, LLC	Vice President	
Heartland Divide Wind Project, LLC	Vice President	
Heartland Wind Funding, LLC	Vice President & Assistant Treasurer	
Heartland Wind Holding II, LLC	Vice President & Assistant Treasurer	
Heartland Wind Holding, LLC	Vice President & Assistant Treasurer	
Heartland Wind II, LLC	Vice President & Assistant Treasurer	
Heartland Wind, LLC	Vice President & Assistant Treasurer	
Helios Energy New York 13 LLC	Vice President	
Helios Energy New York 15 LLC	Vice President	
Helios Energy New York 2 LLC	Vice President	
Helios Energy New York 9 LLC	Vice President	
Heritage Wind LP, ULC	Vice President	
Herrington Solar, LLC	Vice President	
Hickerson Solar Holdings, LLC	Vice President	
High Banks Wind, LLC	Vice President	
High Bluff Solar, LLC	Vice President	
High Desert Land Acquisition LLC	Vice President	
High Hills Wind LP, ULC	Vice President	
High Lonesome Mesa Investments, LLC	Vice President	
High Lonesome Mesa Wind Holdings, LLC	Vice President	
High Lonesome Mesa Wind, LLC	Vice President	
High Lonesome Mesa, LLC	Vice President	
High Majestic II Funding, LLC	Vice President	
High Majestic II Holdings, LLC	Vice President	
High Majestic II Wind Properties, LLC	Vice President	
High Majestic Interconnection Services, LLC	Vice President	
High Majestic Wind Energy Center, LLC	Vice President	
High Majestic Wind I, LLC	Vice President	
High Majestic Wind II, LLC	Vice President	
High Point Wind, LLC	Vice President	
High River Energy Center, LLC	Vice President	
High Spring Energy Holdings, LLC	Vice President	
High Tree Solar, LLC	Vice President	
High Winds, LLC	Vice President	
Highgate Solar I, LLC	Vice President	
Highland Solar I, LLC	Vice President	
Hinckley Solar, LLC	Vice President	
HL Solar LLC	Vice President	
Home Warranty of the Midwest, Inc.	Director	
Home Warranty of the Midwest, Inc.	Vice President & Treasurer	
Hope Energy Center, LLC	Vice President	
Horse Hollow Wind I, LLC	Vice President	
Horse Hollow Wind II, LLC	Vice President	
Horse Hollow Wind III, LLC	Vice President	
Horse Hollow Wind IV, LLC	Vice President	
Horse Hollow Wind, LLC	Vice President	
Horse Ridge TE Holdings, LLC	Vice President	
Horse Ridge TE Portfolio, LLC	Vice President	
Horse Ridge Wind Class A Holdings, LLC	Vice President	
Horse Ridge Wind Funding, LLC	Vice President	
Horse Ridge Wind Holdings, LLC	Vice President	
Horse Ridge Wind Portfolio, LLC	Vice President	

Entity	Title	Address (other than 700 Universe Blvd., Juno Beach, FL 33408)
Horse Ridge Wind, LLC	Vice President	
Horseshoe Lake Solar, LLC	Vice President	
Houma Solar, LLC	Vice President	
Hubbard Wind, LLC	Vice President	
Huron Wind, LLC	Vice President	
Hutt Wind Holdings, LLC	Vice President	
HWFII, LLC	Vice President & Assistant Treasurer	
Indian Mesa Wind, LLC	Vice President	
Indiantown Cogeneration Funding Corporation	Vice President & Treasurer	
Indiantown Cogeneration Funding Corporation	Director	
Indiantown Cogeneration, L.P.	Alternate Representative	
Indiantown Cogeneration, L.P.	Vice President & Treasurer	
Indiantown Cogeneration, L.P.	Representative	
Indigo Plains Solar Class B Holdings, LLC	Vice President	
Indigo Plains Solar Funding, LLC	Vice President	
Indigo Plains Solar Holdings, LLC	Vice President	
Indigo Plains Solar, LLC	Vice President	
Inertia Energy Storage, LLC	Vice President	
Inertia Interconnect, LLC	Vice President	
Inertia Solar Project, LLC	Vice President	
Inertia Wind Project, LLC	Vice President	
Inertia WS Holdings, LLC	Vice President	
Inventus Holdings, LLC	Vice President	
Irish Creek Wind, LLC	Vice President	
Iron City Solar, LLC	Vice President	
Isanti County Energy Storage, LLC	Vice President	
Ivy Solar, LLC	Vice President	
Jackalope Wind, LLC	Vice President	
Jackson Solar Energy, LLC	Vice President	
Jasper White Wind, LLC	Vice President	
Java Solar, LLC	Vice President	
Javelina Interconnection, LLC	Vice President	
Javelina Wind Energy Holdings, LLC	Vice President	
Javelina Wind Energy II, LLC	Vice President	
Javelina Wind Energy, LLC	Vice President	
Javelina Wind Funding, LLC	Vice President	
Javelina Wind Holdings II, LLC	Vice President	
Javelina Wind Holdings III, LLC	Vice President	
Jefferson County Solar, LLC	Vice President	
J-HAJ Entourage, LLC	Vice President	
Jordan Creek Wind Farm LLC	Vice President	
Joshua Tree Solar Farm, LLC	Vice President	
Jupiter-Tequesta A/C, Plumbing & Electric, LLC	Treasurer	
Kaufman Solar, LLC	Vice President	
Keay Brook Energy Center, LLC	Vice President	
Kennebec Solar, LLC	Vice President	
Kepler Energy Storage, LLC	Vice President	
Kerwood Wind BC Holdings, ULC	Vice President	
Kerwood Wind Funding GP, LLC	Vice President	
Kerwood Wind Funding GP, ULC	Vice President	
Kerwood Wind GP, LLC	Vice President	
Kerwood Wind GP, ULC	Vice President	
Key Energy Storage, LLC	Vice President	
Keystone State Renewables, LLC	Vice President	
Kinderwood Wind Funding, LLC	Vice President	
Kinderwood Wind Holdings, LLC	Vice President	
Kinderwood Wind, LLC	Vice President	
King Mountain Solar, LLC	Vice President	
King Mountain Upton Wind, LLC	Vice President	
Kingman Wind Energy I, LLC	Vice President	
Kingman Wind Energy II, LLC	Vice President	
Kinnick Wind Class A Holdings, LLC	Vice President	
Kinnick Wind Funding, LLC	Vice President	
Kinnick Wind Holdings, LLC	Vice President	
Kinnick Wind Portfolio Holdings, LLC	Vice President	
Kinnick Wind Portfolio, LLC	Vice President	
Kinnick Wind, LLC	Vice President	
Kitscoty Wind LP, ULC	Vice President	
Kola Energy Storage, LLC	Vice President	
Kolach Creek Wind, LLC	Vice President	
Kontiki Holdings, LLC	Vice President	
Kossuth County Wind Class A Holdings, LLC	Vice President	
Kossuth County Wind Holdings, LLC	Vice President	
Kossuth County Wind, LLC	Vice President	
KPB Financial Corp.	Treasurer	
KPB Financial Corp.	Vice President & Treasurer	
Kramer Junction Solar Funding, LLC	Vice President	
Krona Solar Holdings, LLC	Vice President	
La Casa Wind, LLC	Vice President	
La Frontera Ventures, LLC	Vice President	
La Salle County Gas Producing, LLC	Vice President	
Lacy Creek Holdings, LLC	Vice President	
Lacy Creek Wind, LLC	Vice President	
Lacy Creek Windpower, LLC	Vice President	
Lake Whitney Solar, LLC	Vice President	
Lakeco Holding, LLC	Vice President	

Entity	Title	Address (other than 700 Universe Blvd., Juno Beach, FL 33408)
Langdon Renewables, LLC	Vice President	
Langdon Wind, LLC	Vice President & Assistant Treasurer	
Las Animas Wind, LLC	Vice President	
Lawrensol Solar, LLC	Vice President	
Lee North, LLC	Vice President	
Legacy Holdings Ventures, LLC	Vice President	
Legacy Renewables Holdings, LLC	Vice President	
Legacy Renewables, LLC	Vice President	
Legends Wind Funding, LLC	Vice President	
Legends Wind Holdings, LLC	Vice President	
Legends Wind, LLC	Vice President	
Limon Wind II, LLC	Vice President	
Limon Wind III Funding, LLC	Vice President	
Limon Wind III Holdings, LLC	Vice President	
Limon Wind III, LLC	Vice President	
Limon Wind, LLC	Vice President	
Lincoln Mill Solar, LLC	Vice President	
Linear DG, LLC	Vice President	
Little Blue Wind Project, LLC	Vice President	
Live Oak Solar, LLC	Vice President	
Living Skies Solar 10 LP, ULC	Vice President	
LMR Solar, LLC	Vice President	
Logan Branch Solar, LLC	Vice President	
Logan Energy Holdings, LLC	Vice President	
Logan Wind Energy LLC	Vice President	
Lone Pine Solar, LLC	Vice President	
Lone Star Transmission, LLC	Vice President	
Lone Star Wind Holdings, LLC	Vice President & Treasurer	
Lone Star Wind, LLC	Vice President & Treasurer	
Long Branch Solar, LLC	Vice President	
Long Island Energy Generation, LLC	Vice President	
Long Island Energy Storage Holdings, LLC	Vice President	
Long Island Peaker Holdings, LLC	Vice President	
Long Island Solar Holdings, LLC	Vice President	
Longleaf Solar Funding, LLC	Vice President	
Longleaf Solar Holdings, LLC	Vice President	
Longleaf Solar, LLC	Vice President	
Lorenzo Wind, LLC	Vice President	
Loring Solar, LLC	Vice President	
Lotus Energy Center, LLC	Vice President	
Lovington Solar, LLC	Vice President	
Lowell Solar, LLC	Vice President	
Lower Crossing Wind LLC	Vice President	
Lower Road II LLC	Vice President	
Lower Road III LLC	Vice President	
Lutesville Solar, LLC	Vice President	
Luz LP Acquisition, LLC	Vice President	
Magnolia State Solar, LLC	Vice President	
Mahogany Solar, LLC	Vice President	
Mammoth Plains Wind Project Holdings, LLC	Vice President	
Mammoth Plains Wind Project, LLC	Vice President	
Mantua Creek Solar, LLC	Vice President	
Marmaton Wind I, LLC	Vice President	
Marmaton Wind II, LLC	Vice President	
Mars Energy Storage 1 LLC	Vice President	
Mars Energy Storage 2 LLC	Vice President	
Mars Energy Storage 3 LLC	Vice President	
Mars Energy Storage 4 LLC	Vice President	
Marshall Solar, LLC	Vice President	
Maverick Wind Class A Holdings, LLC	Vice President	
Maverick Wind Funding, LLC	Vice President	
Maverick Wind Holdings, LLC	Vice President	
Maverick Wind, LLC	Vice President	
Mayhew Creek Solar, LLC	Vice President	
McAdam Wind LP, ULC	Vice President	
McCoy Solar Funding, LLC	Vice President	
McCoy Solar Holdings, LLC	Vice President	
McCoy Solar, LLC	Vice President	
McIntosh Solar, LLC	Vice President	
McKay Wind Class A Holdings, LLC	Vice President	
McKay Wind Funding, LLC	Vice President	
McKay Wind Holdings, LLC	Vice President	
McKay Wind Portfolio, LLC	Vice President	
McKay Wind, LLC	Vice President	
McMullen Road LLC	Vice President	
McPherson Wind, LLC	Vice President	
Meade Pipeline Co LLC	Vice President	
Meade Pipeline Investment Holdings, LLC	Vice President	
Meade Pipeline Investment, LLC	Vice President	
Meadowlark Wind, LLC	Vice President	
Meridian Wind Energy, LLC	Vice President	
Merino Solar LLC	Vice President	
Merom Solar, LLC	Vice President	
Mesaville Solar, LLC	Vice President	
Meyersdale Wind II, LLC	Vice President	
Michigan Wind Renewables, LLC	Vice President	

Entity	Title	Address (other than 700 Universe Blvd., Juno Beach, FL 33408)
Midwest Energy, Inc.	Director	
Midwest Energy, Inc.	Vice President	
Minco IV & V Interconnection, LLC	Vice President	
Minco Redwood Holdings, LLC	Vice President	
Minco Wind Energy II, LLC	Vice President	
Minco Wind Energy III, LLC	Vice President	
Minco Wind I, LLC	Vice President	
Minco Wind II, LLC	Vice President	
Minco Wind III, LLC	Vice President	
Minco Wind Interconnection Services, LLC	Vice President	
Minco Wind IV, LLC	Vice President	
Minco Wind V, LLC	Vice President	
Minco Wind, LLC	Vice President	
Minudie Wind LP, ULC	Vice President	
Minuteman Energy Storage, LLC	Vice President	
Mirasol Energy Center, LLC	Vice President	
Mistflower Solar, LLC	Vice President	
Mitchell Wind, LLC	Vice President	
Mobility Energy Holdings, LLC	Vice President	
Moca Solar Farm, LLC	Vice President	
Mohave County Wind Farm Holdings, LLC	Vice President	
Mohave County Wind Farm LLC	Vice President	
Mohawk View Solar, LLC	Vice President	
Monarch Wind Funding, LLC	Vice President	
Monarch Wind Holdings, LLC	Vice President	
Monarch Wind, LLC	Vice President	
Mundu Solar, LLC	Vice President	
Montgomery County Solar, LLC	Vice President	
Montgomery Solar, LLC	Vice President	
Montville Energy Center, LLC	Vice President	
Moonlight Bay Class A Holdings, LLC	Vice President	
Moonlight Bay Renewables, LLC	Vice President	
Moose Creek Wind, LLC	Vice President	
Moose Wind, LLC	Vice President	
Morning Star Blue, LLC	Vice President	
Moss Creek Solar, LLC	Vice President	
Mount Copper GP, Inc.	Designated Representative	
Mount Miller GP, ULC	Vice President	
Mount Miller Holdco, LLC	Vice President	
Mount Miller Holdco, ULC	Vice President	
Mount Miller Holdings GP, LLC	Vice President	
Mount Miller Holdings GP, ULC	Vice President	
Mountain Sunrise Funding, LLC	Vice President	
Mountain Sunrise Portfolio, LLC	Vice President	
Mountain Sunrise Solar, LLC	Vice President	
Mountain View Solar Holdings, LLC	Vice President	
Mountain View Solar, LLC	Vice President	
Muhlenberg Solar, LLC	Vice President	
Mulqueoney Ranch PS, LLC	Vice President	
Muskingum Solar, LLC	Vice President	
NAPS DG, LLC	Vice President	
NAPS Wind, LLC	Vice President	
Nashua Energy Storage, LLC	Vice President	
Nearman Creek Energy Storage, LLC	Vice President	
NEE Acquisition Sub I, LLC	Treasurer	
NEP DC Holdings, LLC	Vice President	
NEP Renewables Holdings II, LLC	Vice President	
NEP Renewables Holdings III, LLC	Vice President	
NEP Renewables Holdings IV, LLC	Vice President	
NEP Renewables Holdings, LLC	Vice President	
NEP Renewables II, LLC	Vice President	
NEP Renewables III, LLC	Vice President	
NEP Renewables IV, LLC	Vice President	
NEP Renewables, LLC	Vice President	
NEP US SellCo II, LLC	Vice President	
NEP US SellCo, LLC	Vice President	
Neptune Energy Center II, LLC	Vice President	
Neptune Energy Center, LLC	Vice President	
NET General Partners, LLC	Vice President	
NET Holdings Management, LLC	Vice President	
NET Midstream, LLC	Vice President	
NET Pipeline Holdings LLC	Vice President	
New England Energy Storage, LLC	Vice President	
New Hampshire Transmission, LLC	Designated Representative	
New Liberty Energy, LLC	Vice President	
New Madrid Solar, LLC	Vice President	
New Mexico Wind, LLC	Vice President	
New Nightingale, LLC	Vice President	
New Salem Wind Project, LLC	Vice President	
NextCity Networks Colorado, LLC	Vice President & Treasurer	
NextCity Networks Georgia, LLC	Vice President & Treasurer	
NextCity Networks Holdings, LLC	Vice President & Treasurer	
NextCity Networks Michigan, LLC	Vice President & Treasurer	
NextCity Networks Oklahoma, LLC	Vice President & Treasurer	
NextCity Networks Pennsylvania, LLC	Vice President & Treasurer	
NextCity Networks Texas, LLC	Vice President & Treasurer	

Entity	Title	Address (other than 700 Universe Blvd., Juno Beach, FL 33408)
NextCity Networks, LLC	Vice President & Treasurer	
NextEra Blythe Solar Energy Center, LLC	Vice President	
NextEra Canada Constructors, LLC	Vice President	
NextEra Canada Development GP, LLC	Vice President	
NextEra Canadian IP, Inc.	Vice President	
NextEra Clean Energy Solutions, LLC	Vice President	
NextEra Desert Center Blythe, LLC	Vice President	
NextEra Desert Sunlight Holdings, LLC	Vice President	
NextEra DG QOF Holdco, LLC	Vice President	
NextEra Energy Bluff Point, LLC	Vice President	
NextEra Energy Canada GP, LLC	Vice President & Treasurer	
NextEra Energy Canada Storage LP, ULC	Vice President	
NextEra Energy Canadian Holdings, ULC	Vice President & Treasurer	
NextEra Energy Canadian Operating Services, Inc.	Vice President	
NextEra Energy Capital Holdings, Inc.	Vice President & Treasurer	
NextEra Energy Capital Holdings, Inc.	Director	
NextEra Energy DG Qualified Opportunity Zone Business, LLC	Vice President	
NextEra Energy Equipment Leasing, LLC	Treasurer	
NextEra Energy Equity Partners GP, LLC	Treasurer	
NextEra Energy Foundation, Inc.	Vice President & Assistant Treasurer	
NextEra Energy Gas Producing Holdings, LLC	Vice President	
NextEra Energy Gas Producing Wyoming, LLC	Vice President	
NextEra Energy Gas Producing, LLC	Vice President	
NextEra Energy Maine, LLC	Vice President	
NextEra Energy Management Partners GP, LLC	Treasurer	
NextEra Energy Montezuma II Wind, LLC	Vice President	
NextEra Energy Mt. Storm, LLC	Vice President	
NextEra Energy NextBridge Holding, ULC	Vice President	
NextEra Energy Oklahoma Transmission Holdings, LLC	Vice President	
NextEra Energy Operating Partners GP, LLC	Treasurer	
NextEra Energy Partners Acquisitions, LLC	Vice President	
NextEra Energy Partners GP, Inc.	Treasurer & Assistant Secretary	
NextEra Energy Partners Pipelines Holdings, LLC	Vice President	
NextEra Energy Partners Pipelines, LLC	Vice President	
NextEra Energy Partners Solar Acquisitions, LLC	Vice President	
NextEra Energy Partners Ventures, LLC	Vice President	
NextEra Energy Partners, LP	Treasurer & Assistant Secretary	
NextEra Energy Pipeline Development and Acquisitions, LLC	Vice President	
NextEra Energy Pipeline Holdings (Lowman), LLC	Treasurer	
NextEra Energy Pipeline Holdings, LLC	Treasurer	
NextEra Energy Pipeline Holdings, LLC	Vice President	
NextEra Energy Pipeline Services, LLC	Vice President & Treasurer	
NextEra Energy Producer Services, LLC	Vice President	
NextEra Energy Qualified Opportunity Fund III, LLC	Vice President	
NextEra Energy Qualified Opportunity Fund, LLC	Vice President	
NextEra Energy Qualified Opportunity Zone Business I, LLC	Vice President	
NextEra Energy Qualified Opportunity Zone Business III, LLC	Vice President	
NextEra Energy Qualified Opportunity Zone Business IV, LLC	Vice President	
NextEra Energy Renewable Services, LLC	Vice President	
NextEra Energy Renewables Holdings, LLC	Vice President	
NextEra Energy Resources Acquisitions, LLC	Vice President	
NextEra Energy Resources Development, LLC	Vice President	
NextEra Energy Resources Interconnection Holdings, LLC	Vice President	
NextEra Energy Resources Partners Holdings, LLC	Treasurer	
NextEra Energy Resources Partners, LLC	Treasurer	
NextEra Energy Resources, LLC	Treasurer	
NextEra Energy Services Arizona, LLC	Vice President	
NextEra Energy Services Connecticut, LLC	Vice President	
NextEra Energy Services Delaware, LLC	Vice President	
NextEra Energy Services District of Columbia, LLC	Vice President	
NextEra Energy Services Holdings, LLC	Vice President	
NextEra Energy Services Illinois, LLC	Vice President	
NextEra Energy Services Maine, LLC	Vice President	
NextEra Energy Services Maryland, LLC	Vice President	
NextEra Energy Services Massachusetts, LLC	Vice President	
NextEra Energy Services New Hampshire, LLC	Vice President	
NextEra Energy Services New Jersey, LLC	Vice President	
NextEra Energy Services New York, LLC	Vice President	
NextEra Energy Services Ohio, LLC	Vice President	
NextEra Energy Services Pennsylvania, LLC	Vice President	
NextEra Energy Services Rhode Island, LLC	Vice President	
NextEra Energy Services, LLC	Vice President	
NextEra Energy Solar Development, LLC	Vice President	
NextEra Energy Solar Holdings, LLC	Vice President	
NextEra Energy Solutions, LLC	Vice President	
NextEra Energy Transmission Funding, LLC	Vice President & Secretary	
NextEra Energy Transmission Holdings, LLC	Vice President & Treasurer	
NextEra Energy Transmission MidAtlantic Holdings, LLC	Vice President	
NextEra Energy Transmission New York Holdings, LLC	Vice President	
NextEra Energy Transmission, LLC	Vice President	
NextEra Energy US Partners Holdings, LLC	Treasurer	
NextEra Energy Victory Solar I, LLC	Vice President	
NextEra Energy, Inc.	Treasurer	
NextEra Energy, Inc.	Assistant Secretary	
NextEra Home, LLC	Treasurer	
NextEra Home, LLC	Vice President & Treasurer	

Entity	Title	Address (other than 700 Universe Blvd., Juno Beach, FL 33408)
NextEra Infrastructure, LLC	Treasurer	
NextEra Maine Fossil, LLC	Vice President	
NextEra QOF Holdco, LLC	Vice President	
NextEra Qualified Opportunity Fund DG, LLC	Vice President	
NextEra Qualified Opportunity Fund II, LLC	Vice President	
NextEra Retail of Texas GP, LLC	Vice President	
NextEra Southeast Hydrogen Network, LLC	Vice President	
NextEra Strategic Energy Services, LLC	Vice President	
NextEra Texas Acquisition Holdco, LLC	Vice President	
NextEra Texas Acquisition LP, LLC	Vice President	
NextEra US Gas Assets, LLC	Vice President	
NextEra Water Texas, LLC	Vice President	
NextEra Water, LLC	Vice President	
Ninnescah Wind Energy LLC	Vice President	
Niyol Solar, LLC	Vice President	
Niyol Wind, LLC	Vice President	
Nokota Wind Funding, LLC	Vice President	
Nokota Wind Holdings, LLC	Vice President	
Nokota Wind, LLC	Vice President	
North Bayside Solar, LLC	Vice President	
North Brunswick Solar LLC	Vice President	
North Central Valley Energy Storage, LLC	Vice President	
North Coast Solar, LLC	Vice President	
North Fork Wind Farm, LLC	Vice President	
North Park Energy, LLC	Vice President	
North Plains Wind I, LLC	Vice President	
North Side Energy Center, LLC	Vice President	
North Sky River Energy Holdings, LLC	Vice President	
North Sky River Energy, LLC	Vice President	
North Sky River Land Holdings, LLC	Vice President	
Northern Colorado Holdings, LLC	Vice President	
Northern Colorado Interconnect, LLC	Vice President	
Northern Colorado Wind Energy Center II, LLC	Vice President	
Northern Colorado Wind Energy Center, LLC	Vice President	
Northern Colorado Wind Energy, LLC	Vice President	
Northern Cross Investments, Inc.	Vice President	
Northern Divide Wind, LLC	Vice President	
Northern Frontier Wind Funding, LLC	Vice President	
Northern Frontier Wind, LLC	Vice President	
Northern Hill Solar, LLC	Vice President	
Northern Light Solar, LLC	Vice President	
Northline Energy Center, LLC	Vice President	
Northpoint I Wind LP, ULC	Vice President	
Northpoint II Wind LP, ULC	Vice President	
Northwest Light, LLC	Vice President	
Northwest Wind Holdings, LLC	Vice President	
Novus Wind V, LLC	Vice President	
Novus Wind VI, LLC	Vice President	
NSF Angelica Site 1, LLC	Vice President	
NSF Angelica Site 2, LLC	Vice President	
NSF Angelica Site 3, LLC	Vice President	
NSF Angelica Site 4, LLC	Vice President	
NSF Coventry Site 2, LLC	Vice President	
NSF Coventry Site 3, LLC	Vice President	
NSF Enfield Site 1, LLC	Vice President	
NSF Enfield Site 2, LLC	Vice President	
NSF Enfield Site 3, LLC	Vice President	
NSF Torrey Site 1, LLC	Vice President	
NSF Torrey Site 2, LLC	Vice President	
NSF Torrey Site 3, LLC	Vice President	
Nutmeg Solar Funding, LLC	Vice President	
Nutmeg Solar Holdings, LLC	Vice President	
Nutmeg Solar, LLC	Vice President	
NWE Holding, LLC	Vice President	
Ogallala Renewable Project LLC	Vice President	
Oklahoma Land Acquisition Company, LLC	Vice President	
Oklahoma Wind Portfolio, LLC	Vice President	
Oklahoma Wind, LLC	Vice President	
Okolona Solar, LLC	Vice President	
Old Mill Holdings, LLC	Vice President	
Old Mill Solar Partners, LLC	Vice President	
Old Mill Solar, LLC	Vice President	
Oleander Holdings, LLC	Vice President	
Oleander Power Project GP, LLC	Vice President	
Oleander Power Project LP, LLC	Vice President	
Oliver Wind Energy Center II, LLC	Vice President	
Oliver Wind I, LLC	Vice President	
Oliver Wind III, LLC	Vice President	
Oliver Wind IV, LLC	Vice President	
Orange County Distributed Energy Storage I, LLC	Vice President	
Orange County Distributed Energy Storage II, LLC	Vice President	
Orange Grove Title Holdings, LLC	Vice President	
Orbit Bloom Energy, LLC	Vice President	
Ord Mountain Solar, LLC	Vice President	
Osborn Wind Energy, LLC	Vice President	
Osborn Wind II, LLC	Vice President	

Entity	Title	Address (other than 700 Universe Blvd., Juno Beach, FL 33408)
Oslo Wind Acquisition, LLC	Vice President	
Oslo Wind, LLC	Vice President	
OYA Blanchard Road 2 LLC	Vice President	
OYA Great Lakes Seaway LLC	Vice President	
OYA NYS RTE 12 LLC	Vice President	
Pacific Energy Solutions LLC	Vice President	
Pacific Plains Wind Class A Holdings, LLC	Vice President	
Pacific Plains Wind Funding, LLC	Vice President	
Pacific Plains Wind Holdings, LLC	Vice President	
Pacific Plains Wind Portfolio, LLC	Vice President	
Pacific Plains Wind, LLC	Vice President	
Pacific Power Investments, LLC	Vice President	
Palm Power LLC	Vice President & Treasurer	
Palmetto Vines Solar, LLC	Vice President	
Palms Bridge Investments, LLC	Director	
Palms Bridge Investments, LLC	Vice President & Treasurer	
Palms Management Services, LLC	Vice President & Treasurer	
Palms Portfolio Holdings, LLC	Director	
Palms Portfolio Holdings, LLC	Vice President & Treasurer	
Palms RS Investments, LLC	Vice President & Treasurer	
Palms SC Insurance Company, LLC	Manager	
Palms SC Insurance Company, LLC	Vice President & Treasurer	
Palmwood Wind Class A Holdings, LLC	Vice President	
Palmwood Wind Funding, LLC	Vice President	
Palmwood Wind Holdings, LLC	Vice President	
Palmwood Wind Portfolio, LLC	Vice President	
Palmwood Wind, LLC	Vice President	
Palo Duro Wind Energy II, LLC	Vice President	
Palo Duro Wind Energy, LLC	Vice President	
Palo Duro Wind Holdings SellCo, LLC	Vice President	
Palo Duro Wind Interconnection Services, LLC	Vice President	
Palo Duro Wind Portfolio, LLC	Vice President	
Palo Duro Wind Project Holdings, LLC	Vice President	
Palomino Wind Funding, LLC	Vice President	
Palomino Wind Holdings, LLC	Vice President	
Palomino Wind, LLC	Vice President	
Pamplico-Florence Solar, LLC	Vice President	
Pana Solar, LLC	Vice President	
Panama Wind, LLC	Vice President	
Pandora Solar, LLC	Vice President	
Panhandle Solar, LLC	Vice President	
Paradise Solar Urban Renewal, L.L.C.	Vice President	
Parcel 5A Property Owners Association, Inc.	Treasurer	
Parry Energy Storage GP, LLC	Vice President	
Parry Energy Storage GP, ULC	Vice President	
Parry Energy Storage LP, ULC	Vice President	
Paxton Solar, LLC	Vice President	
Peace Garden Wind Funding, LLC	Vice President & Treasurer	
Peace Garden Wind Holdings, LLC	Vice President & Treasurer	
Peace Garden Wind, LLC	Vice President	
Pee Dee Solar Center, LLC	Vice President	
Peetz Logan Interconnect, LLC	Vice President	
Peetz Table Wind Energy, LLC	Vice President	
Peetz Table Wind, LLC	Vice President	
Pegasus Wind, LLC	Vice President	
Pennsylvania Windfarms, LLC	Vice President	
Penobscot Wind, LLC	Vice President	
Penta Wind Holding, LLC	Vice President & Assistant Treasurer	
Penta Wind, LLC	Vice President & Assistant Treasurer	
Perrin Ranch Wind, LLC	Vice President	
Perry County Solar, LLC	Vice President	
Petersburg Energy Center Holdings, LLC	Vice President	
Petersburg Energy Center, LLC	Vice President	
Pheasant Run Wind Holdings II, LLC	Vice President	
Pheasant Run Wind Holdings, LLC	Vice President	
Pheasant Run Wind, LLC	Vice President	
Piedmont Solar, LLC	Vice President	
Piedmont Waterhub, LLC	Vice President	
Pima Energy Storage System, LLC	Vice President	
Pimlico Energy Center, LLC	Vice President	
Pinal Central Energy Center Holdings, LLC	Vice President	
Pinal Central Energy Center, LLC	Vice President	
Pine Belt Solar, LLC	Vice President	
Pine Brooke Class A Holdings, LLC	Vice President	
Pine Brooke Funding, LLC	Vice President	
Pine Brooke, LLC	Vice President	
Pinehurst Solar, LLC	Vice President	
Pinewood Solar, LLC	Vice President	
Pioneer Creek Wind Project, LLC	Vice President	
Pioneer Hutt Wind Energy LLC	Vice President	
Pioneer Plains Wind Funding, LLC	Vice President	
Pioneer Plains Wind Holdings, LLC	Vice President	
Pioneer Plains Wind, LLC	Vice President	
Pivotal Utility Holdings, Inc.	Treasurer	
Plains and Eastern Clean Line Oklahoma LLC	Vice President	
Platte Wind, LLC	Vice President	

Entity	Title	Address (other than 700 Universe Blvd., Juno Beach, FL 33408)
Pocatello Road LLC	Vice President	
Pocomoke Solar, LLC	Vice President	
Poinsett Solar, LLC	Vice President	
Point Beach Solar, LLC	Vice President	
Ponderosa Gathering, LLC	Vice President	
Ponderosa Wind II, LLC	Vice President	
Ponderosa Wind, LLC	Vice President	
Port Royal Solar, LLC	Vice President	
Porta del Sol Solar, LLC	Vice President	
Poseidon SW Holdings, LLC	Vice President	
Post Wind, LLC	Vice President	
Potomac Solar, LLC	Vice President	
Power Wizard, LLC	Vice President	
Prairie View Wind Holdings, LLC	Vice President	
Prairie Wind, LLC	Vice President	
Pratt Wind, LLC	Vice President	
Premier Power Solutions, LLC	Vice President	
Pretty Prairie Wind, LLC	Vice President	
Pronghorn Flats Wind Farm Holdings, LLC	Vice President	
Pronghorn Flats Wind Farm LLC	Vice President	
Proxima Solar Holdings, LLC	Vice President	
Proxima Solar, LLC	Vice President	
Pubnico Point GP, Inc.	Designated Representative	
Pubnico Point Wind Farm Inc.	Vice President	
Pueblo Clean Energy Center, LLC	Vice President	
PWEC, LLC	Vice President	
Quinebaug Solar, LLC	Vice President	
Quitman Energy Storage, LLC	Vice President	
Quitman II Solar, LLC	Vice President	
Quitman Solar, LLC	Vice President	
Randolph Center Solar, LLC	Vice President	
Reclaim Wind Holdings, LLC	Vice President	
Red Bluff Solar, LLC	Vice President	
Red Brick Road, LLC	Vice President	
Red Butte Transmission Line, LLC	Vice President	
Red Butte Wind Holdings, LLC	Vice President	
Red Butte Wind, LLC	Vice President	
Red Deer Solar LP, ULC	Vice President	
Red Hill Solar, LLC	Vice President	
Red Mesa Wind Investments, LLC	Vice President	
Red Mesa Wind, LLC	Vice President	
Red Raider Wind Holdings, LLC	Vice President	
Red Raider Wind, LLC	Vice President	
Red River Solar, LLC	Vice President	
Red River Wind Holdings, LLC	Vice President	
Red River Wind, LLC	Vice President	
Red Sky Solar Class A Holdings, LLC	Vice President	
Red Sky Solar Funding, LLC	Vice President	
Red Sky Solar Holdings, LLC	Vice President	
Red Sky Solar, LLC	Vice President	
Redwood Meade Midstream MPC, LLC	Vice President	
Redwood Meade Pipeline, LLC	Vice President	
Redwood Midstream, LLC	Vice President	
Redwood Trails Wind Holdings, LLC	Vice President	
Redwood Trails Wind, LLC	Vice President	
Renewable Choice Services, LLC	Vice President	
Renewable Portfolio Holdings, LLC	Vice President	
Renewables Portfolio Class B Holdings, LLC	Vice President	
Residential Energy Holdings, LLC	Vice President	
Resurgence Solar I, LLC	Vice President	
Resurgence Solar II, LLC	Vice President	
RET Coram Tehachapi Wind GP, LLC	Vice President	
RET Tehachapi Wind Development, LLC	Vice President	
Retail Consulting Holdco, LLC	Vice President	
Retail Consulting Project Co. 1, LLC	Vice President	
Retail Consulting Project Co. 2, LLC	Vice President	
Retail Consulting Project Co. 3, LLC	Vice President	
Reynolds Solar, LLC	Vice President	
Rising Star Solar Holdings, LLC	Vice President	
Rising Star Solar, LLC	Vice President	
River Bend Solar, LLC	Vice President	
River Road Interests LLC	Vice President	
Riverline Energy Center, LLC	Vice President	
Roadrunner Crossing Wind Farm, LLC	Vice President	
Roadrunner La Casa Wind Holdings, LLC	Vice President	
Roadrunner Solar Portfolio Holdings, LLC	Vice President	
Roadrunner Solar Portfolio, LLC	Vice President	
Roaring Springs Solar, LLC	Vice President	
Rock County Energy, LLC	Vice President	
Rock Creek Solar, LLC	Vice President	
Rocksdrift Energy Center, LLC	Vice President	
Rodeo Wind Class A Holdings, LLC	Vice President	
Rodeo Wind Funding, LLC	Vice President	
Rodeo Wind Holdings, LLC	Vice President	
Rodeo Wind, LLC	Vice President	
Rosales Solar Funding, LLC	Vice President	

Entity	Title	Address (other than 700 Universe Blvd., Juno Beach, FL 33408)
Rosales Solar Holdings, LLC	Vice President	
Rosales Solar Partners, LLC	Vice President	
Rose McKay Wind Funding, LLC	Vice President	
Rose McKay Wind Holdings, LLC	Vice President	
Rose Wind Class A Holdings, LLC	Vice President	
Rose Wind, LLC	Vice President	
Rosmar Class A Funding, LLC	Vice President	
Rosmar Class A Holdings, LLC	Vice President	
Rosmar Class B Funding, LLC	Vice President	
Rosmar Class B Holdings, LLC	Vice President	
Rosmar Holdings, LLC	Vice President	
Rosmar Portfolio, LLC	Vice President	
Roswell Solar Holdings, LLC	Vice President	
Roswell Solar, LLC	Vice President	
Roundhouse Renewable Energy II, LLC	Vice President	
Roundhouse Renewable Energy, LLC	Vice President	
Roundhouse Renewables Holdings, LLC	Vice President	
Route 66 Solar Energy Center, LLC	Vice President	
Route 66 Solar Holdings, LLC	Vice President	
Rush Solar Farm 1, LLC	Vice President	
Rush Springs Energy Storage, LLC	Vice President	
Rush Springs Wind Energy, LLC	Vice President	
Rush Springs Wind Expansion, LLC	Vice President	
S4 Funding Holdings, LLC	Vice President	
S4 Funding, LLC	Vice President	
Sac County Wind Class A Holdings, LLC	Vice President	
Sac County Wind Holdings, LLC	Vice President	
Sac County Wind, LLC	Vice President	
SafeGuard Venture Holdings, LLC	Vice President	
Saint Energy Storage II, LLC	Vice President	
Saint Solar II, LLC	Vice President	
Saint Solar, LLC	Vice President	
San Jacinto Solar 14.5, LLC	Vice President	
San Jacinto Solar 5.5, LLC	Vice President	
Sand Hill Energy Center, LLC	Vice President	
Sandy Solar, LLC	Vice President	
Sanford Airport Solar, LLC	Vice President	
S-Cal Acquisition LLC	Vice President	
SCP 5 LLC	Vice President	
SCP 65 LLC	Vice President	
SCP 71 LLC	Vice President	
SCP 73 LLC	Vice President	
SCP 75 LLC	Vice President	
SCP 76 LLC	Vice President	
SCP 77 LLC	Vice President	
SCP 81 LLC	Vice President	
Searcy Solar, LLC	Vice President	
Sebree Solar II, LLC	Vice President	
Sebree Solar, LLC	Vice President	
SEC Amherst Solar One, LLC	Vice President	
SEC ESSD Solar One, LLC	Vice President	
SEC HSD Solar One, LLC	Vice President	
SEC MC Solar One, LLC	Vice President	
SEC PASD Solar One, LLC	Vice President	
SEC SUSD Solar One, LLC	Vice President	
Seiling Wind Holdings, LLC	Vice President	
Seiling Wind II, LLC	Vice President	
Seiling Wind Interconnection Services, LLC	Vice President	
Seiling Wind Investments, LLC	Vice President	
Seiling Wind Portfolio, LLC	Vice President	
Seiling Wind, LLC	Vice President	
Sentry Solar, LLC	Vice President	
Shafter Solar Holdings, LLC	Vice President	
Shafter Solar SellCo, LLC	Vice President	
Shafter Solar, LLC	Vice President	
Shamrock Wind, LLC	Vice President	
Sharp Road, LLC	Vice President	
Shaw Creek Funding, LLC	Vice President	
Shaw Creek Investments, LLC	Vice President	
Shaw Creek Solar Holdings, LLC	Vice President	
Shaw Creek Solar, LLC	Vice President	
Sheldon Solar, LLC	Vice President	
Shellman Solar, LLC	Vice President	
Sholes Wind Class A Holdings, LLC	Vice President	
Sholes Wind Funding, LLC	Vice President	
Sholes Wind Holdings, LLC	Vice President	
Sholes Wind Portfolio, LLC	Vice President	
Sholes Wind, LLC	Vice President	
Sidney Solar, LLC	Vice President	
Sierra Solar Funding, LLC	Vice President	
Sierra Solar Holdings, LLC	Vice President	
Sighten, Inc.	Vice President	
Silver Maple Wind, LLC	Vice President	
Silver State Solar Power South, LLC	Vice President	
Silver State South Solar, LLC	Vice President	
Silver State South Storage, LLC	Vice President	

Entity	Title	Address (other than 700 Universe Blvd., Juno Beach, FL 33408)
Silverline Energy Center, LLC	Vice President	
Sioux County Wind Farm Holdings, LLC	Vice President	
Sioux County Wind Farm LLC	Vice President	
Sioux County Wind Holdings, LLC	Vice President	
SIP Management II, LLC	Treasurer	
SIP Management III, LLC	Treasurer	
SIP Management, LLC	Treasurer	
SIP SellCo II, LLC	Vice President	
SIP SellCo III, LLC	Vice President	
SIP SellCo IV, LLC	Vice President	
SIP SellCo, LLC	Vice President	
Sirius Solar, LLC	Vice President	
Skeleton Creek Energy Center, LLC	Vice President	
Skeleton Creek Wind, LLC	Vice President	
Sky Ranch Energy Storage, LLC	Vice President	
Sky Ranch Solar, LLC	Vice President	
Sky River LLC	Vice President	
Sky River Wind, LLC	Vice President	
Skylight Solar, LLC	Vice President	
Smart Energy Capital, LLC	Vice President	
Solar Breakers LLC	Vice President	
Solar Holdings Portfolio 12, LLC	Vice President	
Solar Holdings SellCo, LLC	Vice President	
Solar Round Pond, LLC	Vice President	
Soldier Creek Wind, LLC	Vice President	
Sonoran Solar Energy, LLC	Vice President	
Sooner Wind, LLC	Vice President	
South East Solar Holdings, LLC	Vice President	
South Lake Solar, LLC	Vice President	
South Platte Solar, LLC	Vice President	
South Texas Gen-Tie, LLC	Vice President	
South Texas Midstream Holdings, LLC	Vice President	
South Texas Midstream, LLC	Vice President	
South Texas Wind Holdings, LLC	Vice President	
Southern Grove Solar, LLC	Vice President	
Southern Tier Energy Center, LLC	Vice President	
Southland Solar, LLC	Vice President	
Southwest Atlanta Energy Storage, LLC	Vice President	
Southwest Solar Holdings, LLC	Vice President	
Southwest Wind Class A Holdings, LLC	Vice President	
Southwest Wind Funding, LLC	Vice President	
Southwest Wind, LLC	Vice President	
Spade Run, LLC	Vice President	
Spencer Solar Farm, LLC	Vice President	
Sponsor Holdings, LLC	Vice President	
Square Lake Holdings, Inc.	Vice President	
SSSS Holdings, LLC	Vice President	
St. Landry Solar, LLC	Vice President	
St. Mary Solar, LLC	Vice President	
Stagecoach-Cassatt Solar, LLC	Vice President	
Stallion Solar, LLC	Vice President	
Stanton Clean Energy, LLC	Vice President	
Stargrass Class A Holdings, LLC	Vice President	
Stargrass, LLC	Vice President	
Stark Wind, LLC	Vice President	
Stateline Solar, LLC	Vice President	
Steel River Solar, LLC	Vice President	
Steele Flats Wind Project, LLC	Vice President	
Sterling Wind Class A Holdings, LLC	Vice President	
Sterling Wind Funding, LLC	Vice President	
Sterling Wind Holdings, LLC	Vice President	
Sterling Wind, LLC	Vice President	
Stetson Renewables Holdings, LLC	Vice President	
Stockton Springs Energy Center, LLC	Vice President	
Storey Bend Solar, LLC	Vice President	
Storey Energy Center, LLC	Vice President	
Story County Wind, LLC	Vice President	
Story Wind, LLC	Vice President & Assistant Treasurer	
Sturbridge Road Solar Farm, LLC	Vice President	
Stuttgart Solar Holdings, LLC	Vice President	
Stuttgart Solar, LLC	Vice President	
Sullivan Street Investments, Inc.	Vice President	
Sullivan Street Investments, Inc.	Director	
Sumter County Solar, LLC	Vice President	
Sunlight Renewables Class A Holdings, LLC	Vice President	
Sunlight Renewables, LLC	Vice President	
Sunlight Storage II, LLC	Vice President	
Sunlight Storage, LLC	Vice President	
Sustainable Water Consultants, LLC	Vice President	
Sustainable Water Holdings LLC	Vice President	
Swaggart Energy Transmission, LLC	Vice President	
Swamp Fox Solar I, LLC	Vice President	
Sweetgrass Solar, LLC	Vice President	
Swift Wind LP, LLC	Vice President	
Sycamore Solar, LLC	Vice President	
Sylvie Wind Energy, LLC	Vice President	

Entity	Title	Address (other than 700 Universe Blvd., Juno Beach, FL 33408)
Talladega Solar, LLC	Vice President	
Taylor Creek Solar, LLC	Vice President	
TES Cove Solar 23 LLC	Vice President	
TES Sports Solar 23 LLC	Vice President	
TET Holdings, LLC	Vice President	
Texas WaterHub, LLC	Vice President	
Texrock Pipeline, LLC	Vice President	
Thaleia, LLC	Vice President & Treasurer	
Thames Solar LP, ULC	Vice President	
Three Waters Wind Farm Holdings, LLC	Vice President	
Three Waters Wind Farm, LLC	Vice President	
Thunder Wolf Energy Center, LLC	Vice President	
Thunder Wolf II, LLC	Vice President	
Ticon Solar, LLC	Vice President	
Tilton Heights Energy Center, LLC	Vice President	
Timberwolf Solar, LLC	Vice President	
Timberwolf Wind, LLC	Vice President	
Titan Solar, LLC	Vice President	
Topaz Wind Class A Holdings, LLC	Vice President	
Topaz Wind Funding, LLC	Vice President	
Topaz Wind Holdings, LLC	Vice President	
Topaz Wind, LLC	Vice President	
Torreillas Battery Storage Interconnect, LLC	Vice President	
Torreillas Energy Storage, LLC	Vice President	
Torreillas Interconnection, LLC	Vice President	
Torreillas Wind Energy, LLC	Vice President	
Tower Associates, LLC	Vice President	
Trailblazer Wind Class A Holdings, LLC	Vice President	
Trailblazer Wind Funding, LLC	Vice President	
Trailblazer Wind Holdings, LLC	Vice President	
Trailblazer Wind, LLC	Vice President	
Trans Bay Cable LLC	Vice President	
Trans Bay Funding II LLC	Vice President	
Transmission Services Holdings LLC	Vice President	
Treline Solar Energy Center, LLC	Vice President	
Tribby Ranch Solar, LLC	Vice President	
Trinity Operating (USG), LLC	Vice President	
Trousdale Solar II, LLC	Vice President	
Trousdale Solar, LLC	Vice President	
Trout Lake I Solar LP, ULC	Vice President	
Trout Lake II Solar LP, ULC	Vice President	
Trout Lake III Solar LP, ULC	Vice President	
Tsuga Pine Wind Holdings, LLC	Vice President	
Tsuga Pine Wind, LLC	Vice President	
Tuckertown Solar, LLC	Vice President	
Turquoise Sky Class A Holdings, LLC	Vice President	
Turquoise Sky Funding, LLC	Vice President	
Turquoise Sky Holdings, LLC	Vice President	
Turquoise Sky, LLC	Vice President	
Tuscola Bay Wind, LLC	Vice President	
Tuscola Solar II, LLC	Vice President	
Tuscola Wind II, LLC	Vice President	
Tuscola Wind III, LLC	Vice President	
Tusk Wind Holdings II, LLC	Vice President	
Tusk Wind Holdings III, LLC	Vice President	
Tusk Wind Holdings IV, LLC	Vice President	
Tusk Wind Holdings V, LLC	Vice President	
Tusk Wind Holdings, LLC	Vice President	
Two Creeks Energy Storage, LLC	Vice President	
Two Creeks Solar Holdings, LLC	Vice President	
Two Creeks Solar, LLC	Vice President	
TZ Capital Holdings, LLC	Vice President	
TZ Real Estate Holdings, LLC	Vice President	
U. S. Windpower Transmission Corporation	Vice President	
Umatilla Depot Solar, LLC	Vice President	
UniEnergy Properties II, LLC	Vice President	
United HomeVu Holdings, LLC	Treasurer	
United HomeVu Holdings, LLC	Vice President & Treasurer	
United HomeVu Illinois, LLC	Treasurer	
United HomeVu Illinois, LLC	Vice President & Treasurer	
United HomeVu Kansas, LLC	Treasurer	
United HomeVu Kansas, LLC	Vice President & Treasurer	
United HomeVu Maryland, LLC	Treasurer	
United HomeVu Maryland, LLC	Vice President & Treasurer	
United HomeVu Michigan, LLC	Treasurer	
United HomeVu Michigan, LLC	Vice President & Treasurer	
United HomeVu Mississippi, LLC	Treasurer	
United HomeVu Mississippi, LLC	Vice President & Treasurer	
United HomeVu Ohio, LLC	Treasurer	
United HomeVu Ohio, LLC	Vice President & Treasurer	
United HomeVu Tennessee, LLC	Treasurer	
United HomeVu Tennessee, LLC	Vice President & Treasurer	
United HomeVu Texas, LLC	Treasurer	
United HomeVu Texas, LLC	Vice President & Treasurer	
USG Barnett Midstream I, LLC	Vice President	
USG Energy Gas Investment, LLC	Vice President	

Entity	Title	Address (other than 700 Universe Blvd., Juno Beach, FL 33408)
USG Energy Gas Producer Holdings, LLC	Vice President	
USG Midstream Bakken I, LLC	Vice President	
USG Midstream Haynesville Sands I, LLC	Vice President	
USG Midstream Holdings, LLC	Vice President	
USG Midstream Mississippian Lime I, LLC	Vice President	
USG Properties Austin Chalk Holdings, LLC	Vice President	
USG Properties Austin Chalk I, LLC	Vice President	
USG Properties Austin Chalk II, LLC	Vice President	
USG Properties Bakken Holdings, LLC	Vice President	
USG Properties Bakken I, LLC	Vice President	
USG Properties Bakken II, LLC	Vice President	
USG Properties Barnett Holdings, LLC	Vice President	
USG Properties Barnett II, LLC	Vice President	
USG Properties Eagle Ford Holdings, LLC	Vice President	
USG Properties Eagle Ford III, LLC	Vice President	
USG Properties Eagle Ford IV, LLC	Vice President	
USG Properties Granite Wash Holdings, LLC	Vice President	
USG Properties Granite Wash I, LLC	Vice President	
USG Properties Haynesville Sand I, LLC	Vice President	
USG Properties Haynesville Sands Holdings, LLC	Vice President	
USG Properties Haynesville, LLC	Vice President	
USG Properties Jackfork Holdings, LLC	Vice President	
USG Properties Jackfork I, LLC	Vice President	
USG Properties Marcellus Holdings, LLC	Vice President	
USG Properties Mississippian Lime Holdings, LLC	Vice President	
USG Properties Mississippian Lime I, LLC	Vice President	
USG Properties Mississippian Lime II, LLC	Vice President	
USG Properties Niobrara Holdings, LLC	Vice President	
USG Properties Permian Basin Holdings, LLC	Vice President	
USG Properties Permian Basin I, LLC	Vice President	
USG Properties Permian Basin II, LLC	Vice President	
USG Properties Wilcox Holdings, LLC	Vice President	
USG Properties Wilcox I, LLC	Vice President	
USG Properties Woodford Holdings, LLC	Vice President	
USG Properties Woodford I, LLC	Vice President	
USG Properties Woodford II, LLC	Vice President	
USG Surface Facilities Holdings, LLC	Vice President	
USG Surface Facilities I, LLC	Vice President	
USG Surface Facilities II, LLC	Vice President	
USG Surface Facilities Mississippian Lime I, LLC	Vice President	
USG Technology Holdings, LLC	Vice President	
USG West Relay, LLC	Vice President	
USG Wheatland Pipeline, LLC	Vice President	
Usource, Inc.	Director	
Usource, Inc.	Vice President	
Usource, L.L.C.	Vice President	
USW Land Corporation	Vice President	
Valencia Energy Storage, LLC	Vice President	
Valley Farms Solar, LLC	Vice President	
Van Epps Solar, LLC	Vice President	
Vansycle II Wind, LLC	Vice President	
Vansycle III Wind, LLC	Vice President	
Vaquero TE Holdings, LLC	Vice President	
Vaquero TE Portfolio, LLC	Vice President	
Vaquero Wind Class A Holdings, LLC	Vice President	
Vaquero Wind Funding, LLC	Vice President	
Vaquero Wind Holdings, LLC	Vice President	
Vaquero Wind, LLC	Vice President	
Vasco Winds, LLC	Vice President	
Victory Renewables, LLC	Vice President	
Virginia WaterHub, LLC	Vice President	
VMCLR Holdings, LLC	Vice President	
W Portsmouth St Solar I, LLC	Vice President	
Waco Solar, LLC	Vice President	
Wadley Solar, LLC	Vice President	
Walleye Wind, LLC	Vice President	
Wallingford Renewable Energy LLC	Vice President	
Walworth Solar, LLC	Vice President	
Washington County Solar, LLC	Vice President	
Washington Republic Wind, LLC	Vice President	
Water Valley Wind Holdings, LLC	Vice President	
Waters Lake Solar, LLC	Vice President	
Watkins Glen Solar Energy Center, LLC	Vice President	
Watkins Glen Wind, LLC	Vice President	
Watonga Wind, LLC	Vice President	
Waymart Wind II, LLC	Vice President	
Weatherford Wind, LLC	Vice President	
Weirs Creek Solar, LLC	Vice President	
Weld Solar, LLC	Vice President	
Wessington Springs Wind, LLC	Vice President	
Wessington Wind Energy Center, LLC	Vice President	
West Branch Wind Project, LLC	Vice President	
West Fork Wind, LLC	Vice President	
West Gardner Solar, LLC	Vice President	
West Hills Wind, LLC	Vice President	
West Memphis Solar, LLC	Vice President	

Entity	Title	Address (other than 700 Universe Blvd., Juno Beach, FL 33408)
Western Wind Holdings, LLC	Vice President	
Westside Solar, LLC	Vice President	
Wheatbelt Wind, LLC	Vice President	
Wheatridge East Wind, LLC	Vice President	
Wheatridge Interconnection, LLC	Vice President	
Wheatridge Solar Energy Center, LLC	Vice President	
Wheatridge Wind Energy, LLC	Vice President	
Wheatridge Wind Holdings, LLC	Vice President	
Wheatridge Wind II, LLC	Vice President	
Whiptail Wind, LLC	Vice President	
Whiptail-Majestic Holdings, LLC	Vice President	
Whiptail-Majestic Portfolio, LLC	Vice President	
White Butte Wind Project, LLC	Vice President	
White Mesa Wind, LLC	Vice President	
White Oak B Company, LLC	Vice President	
White Oak B Company, LLC	Assistant Treasurer	
White Oak Energy Backleverage Holding, LLC	Vice President	
White Oak Energy Backleverage Holding, LLC	Assistant Treasurer	
White Oak Energy Funding Holding, LLC	Vice President & Assistant Treasurer	
White Oak Energy Funding, LLC	Vice President	
White Oak Energy Holdings, LLC	Vice President	
White Oak Energy LLC	Vice President	
White Oak Solar, LLC	Vice President	
White Pine Solar, LLC	Vice President	
White River Valley Solar Holdings, LLC	Vice President	
White River Valley Solar, LLC	Vice President	
White Rose Blanket, LLC	Vice President	
Whitehurst Solar, LLC	Vice President	
Whitney Point Solar, LLC	Vice President	
Wild Plains Wind Project, LLC	Vice President	
Wild Prairie Wind Holdings, LLC	Vice President	
Wild Prairie Wind, LLC	Vice President	
Wildcat Ranch Wind Project, LLC	Vice President	
Wildflower Wind Class A Holdings, LLC	Vice President	
Wildflower Wind Funding, LLC	Vice President	
Wildflower Wind Holdings, LLC	Vice President	
Wildflower Wind Portfolio, LLC	Vice President	
Wildflower Wind, LLC	Vice President	
Wildwood Solar, LLC	Vice President	
Willow Creek Wind Project, LLC	Vice President	
Wilmot Energy Center, LLC	Vice President	
Wilsonville Solar, LLC	Vice President	
Wilton Wind Energy I, LLC	Vice President	
Wilton Wind Energy II, LLC	Vice President	
Wilton Wind II, LLC	Vice President	
Wilton Wind IV, LLC	Vice President	
Winchendon Energy Center, LLC	Vice President	
Wind TE Holdings, LLC	Vice President	
WindCo LLC	Vice President	
Windpower Partners 1993, LLC	Vice President	
Windstar Energy, LLC	Vice President	
Winslow Solar, LLC	Vice President	
Wissota Solar, LLC	Vice President	
Wisteria Solar, LLC	Vice President	
Wolf Creek Wind Energy, LLC	Vice President	
Wolf Ridge Wind Energy, LLC	Vice President	
Wolf Ridge Wind, LLC	Vice President	
Wooden Horse, LLC	Vice President	
Woods Wind Class A Holdings, LLC	Vice President	
Woods Wind Funding, LLC	Vice President	
Woods Wind Holdings, LLC	Vice President	
Woods Wind, LLC	Vice President	
Woodward Mountain Wind, LLC	Vice President	
WSGP Gas Producing (Arkoma), LLC	Vice President	
WSGP Gas Producing, LLC	Vice President	
Wyman Cape Holdings, LLC	Vice President	
Yellow House Solar, LLC	Vice President	
Yellow House Wind, LLC	Vice President	
Yellow Pine Energy Center I, LLC	Vice President	
Yellow Pine Energy Center II, LLC	Vice President	
Yellow Pine Solar II, LLC	Vice President	
Yellow Pine Solar III, LLC	Vice President	
Yellow Pine Solar Interconnect, LLC	Vice President	
Yellow Pine Solar, LLC	Vice President	
York Energy Center, LLC	Vice President	
Youland Solar Barrel, LLC	Vice President	
Young Wind Holdings, LLC	Vice President	
Young Wind, LLC	Vice President	
Zapata Wind Energy, LLC	Vice President	
Zephyrus Wind LP, ULC	Vice President	
Zion Solar, LLC	Vice President	
ZNE Energy Storage, LLC	Vice President	
Florida Council on Economic Education	Director	501 S. Dakota Avenue, Suite 1, Tampa, FL 33606
Arizona State University Financial Advisory Board	Board Member	300 E. Lemon Street, Tempe, AZ 85287
Great Hearts Florida, Inc.	Board Member	3603 Beachwood CT, Summit Construction Group, Jacksonville, FL 32224

Affiliation of Officers & Directors

Florida Power & Light Company
For the Year Ended December 31, 2022

W. Scott Seeley **Vice President, Compliance and Corporate Secretary**

Entity	Title	Address (other than 700 Universe Blvd., Juno Beach, FL 33408)
4263766 Canada Inc.	Secretary	
4263766 Canada Inc.	Assistant Secretary	
700 Universal, S. de R.L. de C.V.	Secretary	
700 Universe II, LLC	Member	
700 Universe II, LLC	Vice President & Corporate Secretary	
700 Universe, LLC	Secretary	
Adelanto CA I, LLC	Vice President & Secretary	
Adelanto CA II, LLC	Vice President & Secretary	
Adelanto Solar Funding, LLC	Assistant Secretary	
Adelanto Solar Holdings, LLC	Assistant Secretary	
Adelanto Solar II, LLC	Assistant Secretary	
Adelanto Solar, LLC	Assistant Secretary	
Alandco Inc.	Secretary	
Alandco Inc.	President	
Alandco Inc.	Director	
Alandco Inc.	Vice President & Assistant Secretary	
ALDH Realty Holdings, LLC	Assistant Secretary	
ALDH Realty Holdings, LLC	Vice President & Assistant Secretary	
Alta Wind Portfolio, LLC	Vice President & Secretary	
Appaloosa Run Wind, LLC	Assistant Secretary	
Aquilo Holdings LP, ULC	Secretary	
Aquilo Holdings LP, ULC	Assistant Secretary	
Aquilo LP, ULC	Secretary	
Aquilo LP, ULC	Assistant Secretary	
Aries Solar Holding, LLC	Vice President & Assistant Secretary	
Arlington Class A Holdings I, LLC	Assistant Secretary	
Arlington Class A Holdings II, LLC	Assistant Secretary	
Arlington Energy Center I, LLC	Assistant Secretary	
Arlington Energy Center II, LLC	Assistant Secretary	
Arlington Energy Center III, LLC	Assistant Secretary	
Arlington Energy Center Portfolio, LLC	Assistant Secretary	
Arlington Holdings II, LLC	Assistant Secretary	
Arlington III Class A Holdings I, LLC	Assistant Secretary	
Arlington III Class A Holdings II, LLC	Assistant Secretary	
Arlington Portfolio II, LLC	Vice President & Secretary	
Arlington Portfolio III, LLC	Vice President & Secretary	
Armadillo Flats Wind Project, LLC	Assistant Secretary	
Asher Class A Holdings, LLC	Assistant Secretary	
Asher Funding, LLC	Assistant Secretary	
Asher Portfolio, LLC	Assistant Secretary	
Asher, LLC	Assistant Secretary	
Ashtabula Wind I, LLC	Assistant Secretary	
Ashtabula Wind, LLC	Assistant Secretary	
Ashtabula Wind, LLC	Vice President & Assistant Secretary	
Babbitt Ranch Energy Center, LLC	Assistant Secretary	
BAC Investment Corp.	Assistant Secretary	
BAC Investment Corp.	Vice President & Assistant Secretary	
Baldwin Wind Energy, LLC	Assistant Secretary	
Baldwin Wind, LLC	Assistant Secretary	
Baldwin Wind, LLC	Vice President & Assistant Secretary	
Battersea Solar LP, ULC	Secretary	
Battersea Solar LP, ULC	Assistant Secretary	
Battery Testing and Modeling, LLC	Assistant Secretary	
Bayhawk Wind Funding, LLC	Assistant Secretary	
Bayhawk Wind Funding, LLC	Vice President & Assistant Secretary	
Bayhawk Wind Holdings, LLC	Assistant Secretary	
Bayhawk Wind Portfolio, LLC	Vice President & Secretary	
Bayhawk Wind SellCo, LLC	Assistant Secretary	
Bayhawk Wind SellCo, LLC	Vice President & Assistant Secretary	
Bayhawk Wind, LLC	Assistant Secretary	
Beargrass Wind Class A Holdings, LLC	Assistant Secretary	
Beargrass Wind Holdings, LLC	Assistant Secretary	
Beargrass Wind, LLC	Assistant Secretary	
Bell Ridge Solar, LLC	Assistant Secretary	
Belvoir Ranch Wind, LLC	Assistant Secretary	
Belvoir Ranch Wind, LLC	Vice President & Assistant Secretary	
Bison Wind Holdings, LLC	Assistant Secretary	
Bison Wind Holdings, LLC	Vice President & Assistant Secretary	
Bison Wind Investments, LLC	Assistant Secretary	
Bison Wind Investments, LLC	Vice President & Assistant Secretary	
Bison Wind Portfolio, LLC	Assistant Secretary	
Bison Wind Portfolio, LLC	Vice President & Assistant Secretary	
Bison Wind, LLC	Assistant Secretary	
Bison Wind, LLC	Vice President & Assistant Secretary	
Blackwell Wind Energy, LLC	Assistant Secretary	
Blackwell Wind, LLC	Assistant Secretary	
Blackwell Wind, LLC	Vice President & Assistant Secretary	
Blue Granite Development, LLC	Vice President & Assistant Secretary	
Blue Heron Land Associates, LLC	Assistant Secretary	
Blue Iris Wind Holdings, LLC	Assistant Secretary	
Blue Iris Wind Portfolio, LLC	Vice President & Secretary	
Blue Iris Wind, LLC	Assistant Secretary	
Blue Summit I Wind, LLC	Assistant Secretary	

Entity	Title	Address (other than 700 Universe Blvd., Juno Beach, FL 33408)
Blue Summit II Wind, LLC	Assistant Secretary	
Blue Summit III Wind, LLC	Assistant Secretary	
Blue Summit Wind III Funding, LLC	Assistant Secretary	
Blue Summit Wind III Funding, LLC	Vice President & Assistant Secretary	
Blue Summit Wind, LLC	Assistant Secretary	
Blue Summit Wind, LLC	Vice President & Assistant Secretary	
Bluebell Solar Class A Holdings II, LLC	Assistant Secretary	
Bluebell Solar Funding II, LLC	Assistant Secretary	
Bluebell Solar Holdings II, LLC	Assistant Secretary	
Bluebell Solar II, LLC	Assistant Secretary	
Bluebell Solar, LLC	Assistant Secretary	
Blythe Energy Storage 110, LLC	Assistant Secretary	
Blythe Energy Storage 110, LLC	Vice President & Assistant Secretary	
Blythe Energy Storage II, LLC	Vice President & Assistant Secretary	
Blythe Energy Storage III, LLC	Vice President & Assistant Secretary	
Blythe Portfolio II, LLC	Vice President & Secretary	
Blythe Portfolio, LLC	Vice President & Secretary	
Blythe Solar 110, LLC	Assistant Secretary	
Blythe Solar Funding II, LLC	Assistant Secretary	
Blythe Solar Funding, LLC	Assistant Secretary	
Blythe Solar Holdings II, LLC	Assistant Secretary	
Blythe Solar Holdings III-IV, LLC	Assistant Secretary	
Blythe Solar Holdings III-IV, LLC	Vice President & Assistant Secretary	
Blythe Solar Holdings, LLC	Assistant Secretary	
Blythe Solar II, LLC	Assistant Secretary	
Blythe Solar III, LLC	Assistant Secretary	
Blythe Solar IV, LLC	Assistant Secretary	
Bonita Wind, LLC	Assistant Secretary	
Borderlands Wind Holdings, LLC	Assistant Secretary	
Borderlands Wind, LLC	Assistant Secretary	
Bornish Wind BC Holdings, ULC	Secretary	
Bornish Wind BC Holdings, ULC	Assistant Secretary	
Bornish Wind Funding GP, LLC	Assistant Secretary	
Bornish Wind Funding GP, ULC	Assistant Secretary	
Bornish Wind GP, LLC	Assistant Secretary	
Bornish Wind GP, ULC	Assistant Secretary	
Boulevard Associates, LLC	Assistant Secretary	
Boulevard Gas Associates, LLC	Assistant Secretary	
Brady Wind II, LLC	Assistant Secretary	
Brady Wind, LLC	Assistant Secretary	
Breckinridge Wind Class A Holdings, LLC	Assistant Secretary	
Breckinridge Wind Funding, LLC	Assistant Secretary	
Breckinridge Wind Funding, LLC	Vice President & Assistant Secretary	
Breckinridge Wind Holdings, LLC	Assistant Secretary	
Breckinridge Wind Holdings, LLC	Vice President & Assistant Secretary	
Breckinridge Wind Project, LLC	Assistant Secretary	
Brickyard Solar, LLC	Assistant Secretary	
Bright Wind Class A Holdings, LLC	Assistant Secretary	
Bright Wind Funding, LLC	Assistant Secretary	
Bright Wind Holdings, LLC	Assistant Secretary	
Bright Wind, LLC	Assistant Secretary	
Bronco Plains Wind II, LLC	Assistant Secretary	
Bronco Plains Wind, LLC	Assistant Secretary	
BSGA Gas Producing, LLC	Assistant Secretary	
BTAC Holdingz, LLC	Assistant Secretary	
BTAC Holdingz, LLC	Vice President & Assistant Secretary	
Buena Vista Energy Center II, LLC	Assistant Secretary	
Buena Vista Energy Center II, LLC	Vice President & Assistant Secretary	
Buena Vista Energy Center, LLC	Assistant Secretary	
Buena Vista Energy Holdings, LLC	Assistant Secretary	
Buffalo Ridge Wind, LLC	Assistant Secretary	
Buffalo Trail Solar LP, ULC	Assistant Secretary	
Butler Ridge Wind Energy Center, LLC	Assistant Secretary	
Caddeaux Gathering, LLC	Secretary	
Calistoga Capital, LLC	Assistant Secretary	
Callahan Wind Divide, LLC	Assistant Secretary	
Callahan Wind, LLC	Assistant Secretary	
Callahan Wind, LLC	Vice President & Assistant Secretary	
Cap Ridge Wind I, LLC	Assistant Secretary	
Cap Ridge Wind II, LLC	Assistant Secretary	
Cap Ridge Wind III, LLC	Assistant Secretary	
Cap Ridge Wind IV, LLC	Assistant Secretary	
Capricorn Ridge Power Seller, LLC	Assistant Secretary	
Capricorn Ridge Power Seller, LLC	Vice President & Assistant Secretary	
Capricorn Ridge Wind Holdings, LLC	Assistant Secretary	
Capricorn Ridge Wind Holdings, LLC	Vice President & Assistant Secretary	
Capricorn Ridge Wind II, LLC	Assistant Secretary	
Capricorn Ridge Wind II, LLC	Vice President & Assistant Secretary	
Capricorn Ridge Wind, LLC	Assistant Secretary	
Capricorn Ridge Wind, LLC	Vice President & Assistant Secretary	
Carousel Wind Farm, LLC	Assistant Secretary	
Carousel Wind Holdings, LLC	Assistant Secretary	
Casa Mesa Wind Investments, LLC	Assistant Secretary	
Casa Mesa Wind, LLC	Assistant Secretary	
Cavalry Energy Center, LLC	Assistant Secretary	
Cedar Bay Generating Company, LLC	Secretary	
Cedar Bluff Wind, LLC	Assistant Secretary	
Cedar River Transmission, LLC	Assistant Secretary	
Cedar Springs Transmission LLC	Assistant Secretary	
Cedar Springs Wind III, LLC	Assistant Secretary	
Cedar Springs Wind, LLC	Assistant Secretary	
Centennial Wind Funding, LLC	Assistant Secretary	
Centennial Wind Holdings, LLC	Assistant Secretary	
Centennial Wind Holdings, LLC	Vice President & Assistant Secretary	

Entity	Title	Address (other than 700 Universe Blvd., Juno Beach, FL 33408)
Centennial Wind, LLC	Assistant Secretary	
Central Midway Class A Holdings, LLC	Assistant Secretary	
Central Midway Funding, LLC	Assistant Secretary	
Central Midway Holdings, LLC	Assistant Secretary	
Central Midway, LLC	Assistant Secretary	
Central States Wind Holdings, LLC	Assistant Secretary	
Central States Wind Holdings, LLC	Vice President & Assistant Secretary	
Central States Wind, LLC	Assistant Secretary	
Central States Wind, LLC	Vice President & Assistant Secretary	
Cereal City Solar, LLC	Assistant Secretary	
Cerro Gordo Wind, LLC	Assistant Secretary	
Chaves County Solar Holdings, LLC	Assistant Secretary	
Chaves County Solar II, LLC	Assistant Secretary	
Chaves County Solar, LLC	Assistant Secretary	
Cheyenne Wind Holdings, LLC	Assistant Secretary	
Cheyenne Wind Holdings, LLC	Vice President & Assistant Secretary	
Cheyenne Wind, LLC	Assistant Secretary	
Cheyenne Wind, LLC	Vice President & Assistant Secretary	
Chicot Solar Holdings, LLC	Assistant Secretary	
Chicot Solar, LLC	Assistant Secretary	
Cimarron Wind Energy Holdings II, LLC	Assistant Secretary	
Cimarron Wind Energy Holdings, LLC	Assistant Secretary	
Cimarron Wind Energy, LLC	Assistant Secretary	
Clarabelle I Solar LP, ULC	Secretary	
Clarabelle I Solar LP, ULC	Assistant Secretary	
Clarabelle II Solar LP, ULC	Secretary	
Clarabelle II Solar LP, ULC	Assistant Secretary	
Clarabelle III Solar LP, ULC	Secretary	
Clarabelle III Solar LP, ULC	Assistant Secretary	
Clearwater Energy Resources LLC	Assistant Secretary	
Clearwater Wind II, LLC	Assistant Secretary	
Common Unit Holdings, LLC	Assistant Secretary	
Contra Costa Capital, LLC	Assistant Secretary	
Cool Springs Solar, LLC	Assistant Secretary	
Coolidge Solar I, LLC	Assistant Secretary	
Coram California Development, L.P.	Assistant Secretary	
Coram Portfolio II, LLC	Vice President & Secretary	
Coram Portfolio, LLC	Vice President & Secretary	
Cordukes Solar LP, ULC	Secretary	
Cordukes Solar LP, ULC	Assistant Secretary	
Costigan Wind LP, ULC	Secretary	
Costigan Wind LP, ULC	Assistant Secretary	
Cottonwood Wind Project Holdings, LLC	Assistant Secretary	
Cottonwood Wind Project, LLC	Assistant Secretary	
CP II CAD Holdings LP GP, LLC	Assistant Secretary	
CP II Funding GP, LLC	Assistant Secretary	
CP II Funding GP, ULC	Assistant Secretary	
CP II Holdings GP, Inc.	Assistant Secretary	
CP II Holdings LP GP, ULC	Assistant Secretary	
CP II Holdings LP, ULC	Secretary	
CP II Holdings LP, ULC	Assistant Secretary	
Crowned Ridge Wind, LLC	Assistant Secretary	
Crystal Lake Wind Energy I, LLC	Assistant Secretary	
Crystal Lake Wind Energy II, LLC	Assistant Secretary	
Crystal Lake Wind Energy III, LLC	Assistant Secretary	
Crystal Lake Wind II, LLC	Assistant Secretary	
Crystal Lake Wind II, LLC	Vice President & Assistant Secretary	
Crystal Lake Wind III, LLC	Assistant Secretary	
Crystal Lake Wind III, LLC	Vice President & Assistant Secretary	
Crystal Lake Wind, LLC	Assistant Secretary	
Crystal Lake Wind, LLC	Vice President & Assistant Secretary	
Data Center Logistics, LLC	Vice President & Secretary	
Data Center Logistics, LLC	Vice President & Assistant Secretary	
Day County Wind I, LLC	Assistant Secretary	
Day County Wind, LLC	Assistant Secretary	
Day County Wind, LLC	Vice President & Assistant Secretary	
Delaware Mountain Wind Farm, LLC	Assistant Secretary	
Delaware Mountain Wind Farm, LLC	Vice President & Assistant Secretary	
Desert Sunlight 250, LLC	Assistant Secretary	
Desert Sunlight 300, LLC	Assistant Secretary	
Desert Sunlight Holdings, LLC	Assistant Secretary	
DG SB Portfolio, LLC	Vice President & Secretary	
Dodge County Wind, LLC	Assistant Secretary	
Dodge Flat Solar, LLC	Assistant Secretary	
Dogwood Wind Funding II, LLC	Assistant Secretary	
Dogwood Wind Funding II, LLC	Vice President & Assistant Secretary	
Dogwood Wind Holdings, LLC	Assistant Secretary	
Dogwood Wind, LLC	Assistant Secretary	
Dougherty County Solar LLC	Assistant Secretary	
Eagle Crest Energy Company	Assistant Secretary	
EarthEra, LLC	Assistant Secretary	
East Durham Wind BC Holdings, ULC	Secretary	
East Durham Wind BC Holdings, ULC	Assistant Secretary	
East Durham Wind Funding GP, LLC	Assistant Secretary	
East Durham Wind Funding GP, ULC	Assistant Secretary	
East Durham Wind GP, LLC	Assistant Secretary	
East Durham Wind GP, ULC	Assistant Secretary	
East Point Energy Center, LLC	Assistant Secretary	
EFH Merger Co., LLC	Secretary	
Eight Point Wind, LLC	Assistant Secretary	
Elk City II Wind Funding, LLC	Assistant Secretary	
Elk City II Wind Holdings, LLC	Assistant Secretary	
Elk City II Wind Holdings, LLC	Vice President & Assistant Secretary	
Elk City II Wind, LLC	Assistant Secretary	

Entity	Title	Address (other than 700 Universe Blvd., Juno Beach, FL 33408)
Elk City II Wind, LLC	Vice President & Assistant Secretary	
Elk City Renewables II, LLC	Assistant Secretary	
Ellwood Energy Center, LLC	Vice President & Assistant Secretary	
Elmira Energy Storage GP, ULC	Assistant Secretary	
Elmira Energy Storage LP, ULC	Secretary	
Elmira Energy Storage LP, ULC	Assistant Secretary	
Elmsthorpe Wind LP, ULC	Secretary	
Elmsthorpe Wind LP, ULC	Assistant Secretary	
Elora Solar, LLC	Assistant Secretary	
EMB Investments, Inc.	President & Secretary	
EMB Investments, Inc.	Director	
EMB Investments, Inc.	Vice President & Assistant Secretary	
Emerald Breeze Class A Holdings, LLC	Assistant Secretary	
Emerald Breeze Funding, LLC	Assistant Secretary	
Emerald Breeze Holdings, LLC	Assistant Secretary	
Emerald Breeze, LLC	Assistant Secretary	
Emmons-Logan Wind Class A Holdings, LLC	Assistant Secretary	
Emmons-Logan Wind Funding, LLC	Assistant Secretary	
Emmons-Logan Wind Holdings, LLC	Assistant Secretary	
Emmons-Logan Wind Portfolio, LLC	Assistant Secretary	
Emmons-Logan Wind, LLC	Assistant Secretary	
Endeavor Wind I, LLC	Assistant Secretary	
Endeavor Wind II, LLC	Assistant Secretary	
Energy Storage Holdings, LLC	Assistant Secretary	
Ensign Wind Energy, LLC	Assistant Secretary	
Ensign Wind, LLC	Vice President & Assistant Secretary	
ESI Energy, LLC	Assistant Secretary	
ESI Mojave LLC	Assistant Secretary	
ESI Mojave LLC	Vice President & Assistant Secretary	
ESI Mojave, Inc.	Assistant Secretary	
ESI Mojave, Inc.	Vice President & Assistant Secretary	
Excelsior Energy Center, LLC	Assistant Secretary	
Farmington Solar, LLC	Assistant Secretary	
Fish Springs Ranch Solar, LLC	Assistant Secretary	
Florida Pipeline Funding, LLC	Assistant Secretary	
Florida Pipeline Holdings, LLC	Assistant Secretary	
Florida Renewable Partners, LLC	Assistant Secretary	
Florida Southeast Connection, LLC	Assistant Secretary	
FN Investments, LLC	Secretary	
FN Investments, LLC	Vice President & Assistant Secretary	
Fortuna GP, LLC	Assistant Secretary	
Fortuna GP, ULC	Assistant Secretary	
Foxtrot Wind Class A Holdings, LLC	Assistant Secretary	
Foxtrot Wind Funding, LLC	Assistant Secretary	
Foxtrot Wind Holdings, LLC	Assistant Secretary	
Foxtrot Wind, LLC	Assistant Secretary	
FPF Portfolio, LLC	Assistant Secretary	
FPH Portfolio, LLC	Assistant Secretary	
FPL Energy American Wind Holdings, LLC	Assistant Secretary	
FPL Energy American Wind Holdings, LLC	Vice President & Assistant Secretary	
FPL Energy American Wind, LLC	Assistant Secretary	
FPL Energy American Wind, LLC	Vice President & Assistant Secretary	
FPL Energy Burleigh County Wind, LLC	Assistant Secretary	
FPL Energy Burleigh County Wind, LLC	Vice President & Assistant Secretary	
FPL Energy Cowboy Wind, LLC	Assistant Secretary	
FPL Energy Cowboy Wind, LLC	Vice President & Assistant Secretary	
FPL Energy Hancock County Wind, LLC	Assistant Secretary	
FPL Energy Hancock County Wind, LLC	Vice President & Assistant Secretary	
FPL Energy Horse Hollow Wind II, LLC	Assistant Secretary	
FPL Energy Horse Hollow Wind II, LLC	Vice President & Assistant Secretary	
FPL Energy Illinois Wind, LLC	Assistant Secretary	
FPL Energy Mojave Operating Services, LLC	Assistant Secretary	
FPL Energy Mojave Operating Services, LLC	Vice President & Assistant Secretary	
FPL Energy Montezuma Wind, LLC	Assistant Secretary	
FPL Energy Morwind, LLC	Assistant Secretary	
FPL Energy Morwind, LLC	Vice President & Assistant Secretary	
FPL Energy National Wind Holdings, LLC	Assistant Secretary	
FPL Energy National Wind Holdings, LLC	Vice President & Assistant Secretary	
FPL Energy National Wind Investments, LLC	Assistant Secretary	
FPL Energy National Wind Investments, LLC	Vice President & Assistant Secretary	
FPL Energy National Wind Portfolio, LLC	Assistant Secretary	
FPL Energy National Wind Portfolio, LLC	Vice President & Assistant Secretary	
FPL Energy National Wind, LLC	Vice President & Assistant Secretary	
FPL Energy New Mexico Holdings, LLC	Assistant Secretary	
FPL Energy New Mexico Holdings, LLC	Vice President & Assistant Secretary	
FPL Energy New Mexico Wind Financing, LLC	Assistant Secretary	
FPL Energy New Mexico Wind Financing, LLC	Vice President & Assistant Secretary	
FPL Energy New Mexico Wind Holdings II, LLC	Assistant Secretary	
FPL Energy New Mexico Wind Holdings II, LLC	Vice President & Assistant Secretary	
FPL Energy New Mexico Wind II, LLC	Assistant Secretary	
FPL Energy New Mexico Wind II, LLC	Vice President & Assistant Secretary	
FPL Energy New Mexico Wind, LLC	Assistant Secretary	
FPL Energy New Mexico Wind, LLC	Vice President & Assistant Secretary	
FPL Energy New York, LLC	Assistant Secretary	
FPL Energy New York, LLC	Vice President & Assistant Secretary	
FPL Energy Oklahoma Wind Finance, LLC	Assistant Secretary	
FPL Energy Oklahoma Wind, LLC	Assistant Secretary	
FPL Energy Oklahoma Wind, LLC	Vice President & Assistant Secretary	
FPL Energy Oliver Wind I, LLC	Assistant Secretary	
FPL Energy Oliver Wind I, LLC	Vice President & Assistant Secretary	
FPL Energy Oliver Wind II, LLC	Assistant Secretary	
FPL Energy Oliver Wind II, LLC	Vice President & Assistant Secretary	
FPL Energy Pecos Wind I, LLC	Assistant Secretary	
FPL Energy Pecos Wind I, LLC	Vice President & Assistant Secretary	

Entity	Title	Address (other than 700 Universe Blvd., Juno Beach, FL 33408)
FPL Energy Pecos Wind II, LLC	Assistant Secretary	
FPL Energy Pecos Wind II, LLC	Vice President & Assistant Secretary	
FPL Energy Post Wind GP, LLC	Assistant Secretary	
FPL Energy Post Wind GP, LLC	Vice President & Assistant Secretary	
FPL Energy Post Wind LP, LLC	Assistant Secretary	
FPL Energy Post Wind LP, LLC	Vice President & Assistant Secretary	
FPL Energy SEGS III-VII GP, LLC	Assistant Secretary	
FPL Energy Services, Inc.	Secretary	
FPL Energy Services, Inc.	Director	
FPL Energy Services, Inc.	Vice President & Secretary	
FPL Energy Solar Partners III-VII, LLC	Assistant Secretary	
FPL Energy Sooner Wind, LLC	Assistant Secretary	
FPL Energy Sooner Wind, LLC	Vice President & Assistant Secretary	
FPL Energy Texas, LLC	Assistant Secretary	
FPL Energy Tyler Texas LP, LLC	Vice President & Assistant Secretary	
FPL Energy Upton Wind I, LLC	Assistant Secretary	
FPL Energy Upton Wind I, LLC	Vice President & Assistant Secretary	
FPL Energy Upton Wind II, LLC	Assistant Secretary	
FPL Energy Upton Wind II, LLC	Vice President & Assistant Secretary	
FPL Energy Upton Wind III, LLC	Assistant Secretary	
FPL Energy Upton Wind III, LLC	Vice President & Assistant Secretary	
FPL Energy Upton Wind IV, LLC	Assistant Secretary	
FPL Energy Upton Wind IV, LLC	Vice President & Assistant Secretary	
FPL Energy VG Wind, LLC	Assistant Secretary	
FPL Energy VG Wind, LLC	Vice President & Assistant Secretary	
FPL Energy Wind Financing, LLC	Assistant Secretary	
FPL Energy Wind Financing, LLC	Vice President & Assistant Secretary	
FPL Energy Wind Funding Holdings, LLC	Assistant Secretary	
FPL Energy Wind Funding Holdings, LLC	Vice President & Assistant Secretary	
FPL Energy Wind Funding, LLC	Assistant Secretary	
FPL Energy Wind Funding, LLC	Vice President & Assistant Secretary	
FPL Enersys, Inc.	Secretary	
FPL Enersys, Inc.	Director	
FPL Enersys, Inc.	Vice President & Secretary	
FPL Group International, Inc.	Assistant Secretary	
FPL Historical Museum, Inc.	Secretary	
FPL Investments, LLC	Assistant Secretary	
FPL Investments, LLC	Vice President & Assistant Secretary	
FPL Readi-Power, LLC	Secretary	
FPL Readi-Power, LLC	Vice President & Secretary	
FPL Services, LLC	Secretary	
FPL Services, LLC	Vice President & Secretary	
FPL Smart Services, LLC	Secretary	
FPL Smart Services, LLC	Vice President & Secretary	
FPLE Texas Wind I, LLC	Vice President & Assistant Secretary	
Frontier Utilities Intermediate Holding Company, LLC	Assistant Secretary	
Frontier Utilities Northeast LLC	Assistant Secretary	
Frontier Utilities, LLC	Assistant Secretary	
FSC Pipeline Holdings, LLC	Assistant Secretary	
Gateway Energy Center Holdings, LLC	Assistant Secretary	
Gateway Energy Center Holdings, LLC	Vice President & Assistant Secretary	
Generation Repair and Service, LLC	Assistant Secretary	
Genesis Solar Funding, LLC	Assistant Secretary	
Genesis Solar Holdings, LLC	Assistant Secretary	
Gexa Energy California, LLC	Assistant Secretary	
GEXA Energy GP, LLC	Assistant Secretary	
Gexa Energy Solutions, LLC	Assistant Secretary	
Ghost Pine Energy Storage LP, ULC	Secretary	
Ghost Pine Energy Storage LP, ULC	Assistant Secretary	
Glenridge Wind LP, ULC	Assistant Secretary	
Golden Hills Energy Storage, LLC	Assistant Secretary	
Golden Hills Energy Storage, LLC	Vice President & Assistant Secretary	
Golden Hills North Wind, LLC	Assistant Secretary	
Golden Hills Wind, LLC	Assistant Secretary	
Golden Horizon Class A Holdings, LLC	Assistant Secretary	
Golden Horizon Funding, LLC	Assistant Secretary	
Golden Horizon Holdings, LLC	Assistant Secretary	
Golden Horizon Portfolio, LLC	Assistant Secretary	
Golden Horizon Renewables, LLC	Assistant Secretary	
Golden Plains Class A Holdings, LLC	Assistant Secretary	
Golden Plains, LLC	Assistant Secretary	
Golden West Power Partners, LLC	Assistant Secretary	
Golden West Wind Holdings, LLC	Assistant Secretary	
Golden Winds Funding, LLC	Assistant Secretary	
Golden Winds Funding, LLC	Vice President & Assistant Secretary	
Golden Winds Holdings, LLC	Assistant Secretary	
Golden Winds Holdings, LLC	Vice President & Assistant Secretary	
Golden Winds, LLC	Assistant Secretary	
Golden Winds, LLC	Vice President & Assistant Secretary	
Goshen Wind BC Holdings, ULC	Secretary	
Goshen Wind BC Holdings, ULC	Assistant Secretary	
Goshen Wind Funding GP, LLC	Assistant Secretary	
Goshen Wind Funding GP, ULC	Assistant Secretary	
Goshen Wind GP, LLC	Assistant Secretary	
Goshen Wind GP, ULC	Assistant Secretary	
GR Bage (DE), LLC	Assistant Secretary	
GR Bage (DE), LLC	President	
GR Bage (DE), LLC	Vice President & Assistant Secretary	
GR Bage (FL), Inc.	President	
GR Bage (FL), Inc.	Director	
GR Bage (FL), Inc.	Vice President & Assistant Secretary	
GR Bage (NEP), LLC	Assistant Secretary	
GR Bage (NEP), LLC	Vice President & Assistant Secretary	
GR Woodford Properties, LLC	Secretary	

Entity	Title	Address (other than 700 Universe Blvd., Juno Beach, FL 33408)
Grant County Solar Holdings, LLC	Vice President & Assistant Secretary	
Gray County Wind Energy, LLC	Assistant Secretary	
Gray County Wind Energy, LLC	Vice President & Assistant Secretary	
Gray County Wind, LLC	Assistant Secretary	
Grayhawk Wind Class A Holdings, LLC	Assistant Secretary	
Grayhawk Wind Holdings, LLC	Assistant Secretary	
Grayhawk Wind, LLC	Assistant Secretary	
Grazing Yak Solar, LLC	Assistant Secretary	
Great Plains Wind Class A Holdings, LLC	Assistant Secretary	
Great Plains Wind Funding, LLC	Assistant Secretary	
Great Plains Wind Holdings, LLC	Assistant Secretary	
Great Plains Wind Portfolio, LLC	Assistant Secretary	
Great Plains Wind, LLC	Assistant Secretary	
Great Prairie Wind II, LLC	Assistant Secretary	
Great Prairie Wind III, LLC	Assistant Secretary	
Green Power CA Holdings, LLC	Vice President & Secretary	
Green Racer Wind Holdings, LLC	Vice President & Assistant Secretary	
Green Racer Wind, LLC	Vice President & Assistant Secretary	
Greensboro Solar Center, LLC	Assistant Secretary	
GridLiance Heartland Holdings LLC	Director	
GridLiance Heartland LLC	Assistant Secretary	
GridLiance High Plains LLC	Director	
GridLiance High Plains LLC	Assistant Secretary	
GridLiance Holdco, LLC	Assistant Secretary	
GridLiance West LLC	Assistant Secretary	
Gulf Power Economic Development Fund, Inc.	Director	
Gulf Power Economic Development Fund, Inc.	Secretary	
Gulf Power Foundation, Inc.	Trustee	
Gulf Power Foundation, Inc.	Secretary	
Hancock County Wind, LLC	Assistant Secretary	
Hardy Creek Wind, ULC	Assistant Secretary	
Harmony Florida Solar II, LLC	Assistant Secretary	
Harmony Florida Solar, LLC	Assistant Secretary	
Harper Lake Company VIII	Assistant Secretary	
Harper Lake Company VIII	Vice President & Assistant Secretary	
Hawkeye Power Partners, LLC	Assistant Secretary	
Hawkeye Power Partners, LLC	Vice President & Assistant Secretary	
Heartland Divide Wind II, LLC	Assistant Secretary	
Heartland Divide Wind Project, LLC	Assistant Secretary	
Heartland Wind Funding, LLC	Assistant Secretary	
Heartland Wind Funding, LLC	Vice President & Assistant Secretary	
Heartland Wind Holding II, LLC	Assistant Secretary	
Heartland Wind Holding II, LLC	Vice President & Assistant Secretary	
Heartland Wind Holding, LLC	Assistant Secretary	
Heartland Wind Holding, LLC	Vice President & Assistant Secretary	
Heartland Wind II, LLC	Assistant Secretary	
Heartland Wind II, LLC	Vice President & Assistant Secretary	
Heartland Wind, LLC	Assistant Secretary	
Heartland Wind, LLC	Vice President & Assistant Secretary	
Heritage Wind LP, ULC	Assistant Secretary	
High Banks Wind, LLC	Assistant Secretary	
High Ground Investments, LLC	Assistant Secretary	
High Ground Investments, LLC	Vice President & Assistant Secretary	
High Hills Wind LP, ULC	Secretary	
High Hills Wind LP, ULC	Assistant Secretary	
High Lonesome Mesa Investments, LLC	Assistant Secretary	
High Lonesome Mesa Wind Holdings, LLC	Assistant Secretary	
High Lonesome Mesa Wind Holdings, LLC	Vice President & Assistant Secretary	
High Lonesome Mesa Wind, LLC	Assistant Secretary	
High Lonesome Mesa, LLC	Assistant Secretary	
High Lonesome Mesa, LLC	Vice President & Assistant Secretary	
High Majestic II Funding, LLC	Assistant Secretary	
High Majestic II Funding, LLC	Vice President & Assistant Secretary	
High Majestic II Holdings, LLC	Assistant Secretary	
High Majestic II Holdings, LLC	Vice President & Assistant Secretary	
High Majestic II Wind Properties, LLC	Assistant Secretary	
High Majestic II Wind Properties, LLC	Vice President & Assistant Secretary	
High Majestic Wind Energy Center, LLC	Assistant Secretary	
High Majestic Wind Energy Center, LLC	Vice President & Assistant Secretary	
High Majestic Wind I, LLC	Assistant Secretary	
High River Energy Center, LLC	Secretary	
HLC IX Company	Assistant Secretary	
HLC IX Company	Vice President & Assistant Secretary	
Home Warranty of the Midwest, Inc.	Director	
Home Warranty of the Midwest, Inc.	Secretary	
Hope Energy Center, LLC	Vice President & Assistant Secretary	
Horizon West Transmission, LLC	Vice President & Secretary	
Horse Hollow Wind I, LLC	Assistant Secretary	
Horse Hollow Wind II, LLC	Assistant Secretary	
Horse Hollow Wind III, LLC	Assistant Secretary	
Horse Hollow Wind IV, LLC	Assistant Secretary	
Horse Hollow Wind, LLC	Assistant Secretary	
Horse Hollow Wind, LLC	Vice President & Assistant Secretary	
Horse Ridge Wind Class A Holdings, LLC	Assistant Secretary	
Horse Ridge Wind Funding, LLC	Assistant Secretary	
Horse Ridge Wind Holdings, LLC	Assistant Secretary	
Horse Ridge Wind Portfolio, LLC	Assistant Secretary	
Horse Ridge Wind, LLC	Assistant Secretary	
Howell Mountain Capital Acquisitions, LLC	Assistant Secretary	
Howell Mountain Capital, LLC	Assistant Secretary	
HW CA Holdings, LLC	Vice President & Secretary	
HWFII, LLC	Assistant Secretary	
HWFII, LLC	Vice President & Assistant Secretary	
Hyperion IX, Inc.	Assistant Secretary	

Entity	Title	Address (other than 700 Universe Blvd., Juno Beach, FL 33408)
Hyperion IX, Inc.	Vice President & Assistant Secretary	
Hyperion VIII, Inc.	Assistant Secretary	
Hyperion VIII, Inc.	Vice President & Assistant Secretary	
Indian Mesa Wind Farm, LLC	Assistant Secretary	
Indian Mesa Wind Farm, LLC	Vice President & Assistant Secretary	
Indian Mesa Wind, LLC	Assistant Secretary	
Indiantown Cogeneration Funding Corporation	Secretary	
Indiantown Cogeneration, L.P.	Secretary	
Indigo Plains Solar Class B Holdings, LLC	Assistant Secretary	
Indigo Plains Solar Funding, LLC	Assistant Secretary	
Indigo Plains Solar Holdings, LLC	Assistant Secretary	
Indigo Plains Solar, LLC	Assistant Secretary	
Inertia Wind Project, LLC	Assistant Secretary	
Inventus Holdings, LLC	Assistant Secretary	
Javelina Wind Energy Holdings, LLC	Assistant Secretary	
Javelina Wind Energy II, LLC	Assistant Secretary	
Javelina Wind Energy, LLC	Assistant Secretary	
Javelina Wind Funding, LLC	Assistant Secretary	
Javelina Wind Holdings II, LLC	Assistant Secretary	
Javelina Wind Holdings III, LLC	Assistant Secretary	
J-HAJ Entourage, LLC	Assistant Secretary	
Jones Falls Wetland and Stream Mitigation, LLC	Assistant Secretary	
Jordan Creek Wind Farm LLC	Assistant Secretary	
Joshua Tree Solar Farm, LLC	Vice President & Assistant Secretary	
Jupiter-Tequesta A/C, Plumbing & Electric, LLC	Vice President & Secretary	
Kerwood Wind BC Holdings, ULC	Secretary	
Kerwood Wind BC Holdings, ULC	Assistant Secretary	
Kerwood Wind Funding GP, LLC	Assistant Secretary	
Kerwood Wind Funding GP, ULC	Assistant Secretary	
Kerwood Wind GP, LLC	Assistant Secretary	
Kerwood Wind GP, ULC	Assistant Secretary	
Kinderwood Wind Funding, LLC	Assistant Secretary	
Kinderwood Wind Holdings, LLC	Assistant Secretary	
Kinderwood Wind, LLC	Assistant Secretary	
King Mountain Upton Wind, LLC	Assistant Secretary	
Kingman Wind Energy I, LLC	Assistant Secretary	
Kingman Wind Energy II, LLC	Assistant Secretary	
Kinnick Wind Class A Holdings, LLC	Assistant Secretary	
Kinnick Wind Funding, LLC	Assistant Secretary	
Kinnick Wind Holdings, LLC	Assistant Secretary	
Kinnick Wind Portfolio Holdings, LLC	Assistant Secretary	
Kinnick Wind Portfolio, LLC	Assistant Secretary	
Kinnick Wind, LLC	Assistant Secretary	
Kitscoty Wind LP, ULC	Secretary	
Kitscoty Wind LP, ULC	Assistant Secretary	
Kossuth County Wind Class A Holdings, LLC	Assistant Secretary	
Kossuth County Wind Holdings, LLC	Assistant Secretary	
Kossuth County Wind, LLC	Assistant Secretary	
KPB Financial Corp.	Secretary	
KPB Financial Corp.	Assistant Secretary	
Kramer Junction Solar Funding, LLC	Assistant Secretary	
KW San Gorgonio Transmission, Inc.	Assistant Secretary	
KW San Gorgonio Transmission, Inc.	Vice President & Assistant Secretary	
La Frontera Ventures, LLC	Assistant Secretary	
La Frontera Ventures, LLC	Vice President & Assistant Secretary	
La Salle County Gas Producing, LLC	Assistant Secretary	
Lacy Creek Wind, LLC	Assistant Secretary	
Lamar Power Partners II, LLC	Vice President & Assistant Secretary	
Langdon Renewables, LLC	Assistant Secretary	
Langdon Wind, LLC	Assistant Secretary	
Langdon Wind, LLC	Vice President & Assistant Secretary	
Lee North, LLC	Assistant Secretary	
Legacy Holdings Ventures, LLC	Assistant Secretary	
Legacy Holdings Ventures, LLC	Vice President & Assistant Secretary	
Legacy Renewables Holdings, LLC	Assistant Secretary	
Legacy Renewables Holdings, LLC	Vice President & Assistant Secretary	
Legacy Renewables, LLC	Assistant Secretary	
Legacy Renewables, LLC	Vice President & Assistant Secretary	
Legends Wind Funding, LLC	Assistant Secretary	
Legends Wind Holdings, LLC	Assistant Secretary	
Legends Wind, LLC	Assistant Secretary	
LET Holdings, LLC	Assistant Secretary	
LET Holdings, LLC	Vice President & Assistant Secretary	
Limon Wind II, LLC	Assistant Secretary	
Limon Wind III Funding, LLC	Assistant Secretary	
Limon Wind III Funding, LLC	Vice President & Assistant Secretary	
Limon Wind III Holdings, LLC	Assistant Secretary	
Limon Wind III, LLC	Assistant Secretary	
Limon Wind, LLC	Assistant Secretary	
Little Blue Wind Project, LLC	Assistant Secretary	
Live Oak Solar, LLC	Assistant Secretary	
Living Skies Solar 10 LP, ULC	Secretary	
Living Skies Solar 10 LP, ULC	Assistant Secretary	
LMR Solar, LLC	Assistant Secretary	
LMR Solar, LLC	Vice President & Assistant Secretary	
Lone Star Transmission, LLC	Secretary	
Lone Star Wind Holdings, LLC	Assistant Secretary	
Lone Star Wind Holdings, LLC	Vice President & Assistant Secretary	
Lone Star Wind, LLC	Assistant Secretary	
Lone Star Wind, LLC	Vice President & Assistant Secretary	
Long Island Energy Generation, LLC	Assistant Secretary	
Long Island Energy Storage Holdings, LLC	Assistant Secretary	
Long Island Peaker Holdings, LLC	Assistant Secretary	
Long Island Solar Holdings, LLC	Assistant Secretary	

Entity	Title	Address (other than 700 Universe Blvd., Juno Beach, FL 33408)
Longleaf Solar Funding, LLC	Assistant Secretary	
Longleaf Solar Holdings, LLC	Assistant Secretary	
Longleaf Solar, LLC	Assistant Secretary	
Lorenzo Wind, LLC	Assistant Secretary	
Lower Crossing Wind LLC	Assistant Secretary	
Lucerne Solar, LLC	Assistant Secretary	
Lucerne Solar, LLC	Vice President & Assistant Secretary	
Mammoth Plains Wind Project Holdings, LLC	Assistant Secretary	
Mammoth Plains Wind Project, LLC	Assistant Secretary	
Marshall Solar, LLC	Assistant Secretary	
Maverick Wind Class A Holdings, LLC	Assistant Secretary	
Maverick Wind Funding, LLC	Assistant Secretary	
Maverick Wind Holdings, LLC	Assistant Secretary	
Maverick Wind, LLC	Assistant Secretary	
MBWGD Holdings, LLC	Assistant Secretary	
MBWGD Investments, LLC	Assistant Secretary	
McAdam Wind LP, ULC	Secretary	
McAdam Wind LP, ULC	Assistant Secretary	
McCoy CA I, LLC	Vice President & Secretary	
McCoy CA II, LLC	Vice President & Secretary	
McCoy Energy Storage, LLC	Assistant Secretary	
McCoy Energy Storage, LLC	Vice President & Assistant Secretary	
McCoy Solar Funding, LLC	Assistant Secretary	
McCoy Solar Holdings, LLC	Assistant Secretary	
McCoy Solar, LLC	Assistant Secretary	
McElroy Green Marketing, LLC	Assistant Secretary	
McKay Wind Class A Holdings, LLC	Assistant Secretary	
McKay Wind Funding, LLC	Assistant Secretary	
McKay Wind Holdings, LLC	Assistant Secretary	
McKay Wind Portfolio, LLC	Assistant Secretary	
McKay Wind, LLC	Assistant Secretary	
Meade Pipeline Co LLC	Assistant Secretary	
Meade Pipeline Investment Holdings, LLC	Assistant Secretary	
Meade Pipeline Investment, LLC	Assistant Secretary	
Meadowlark Wind, LLC	Assistant Secretary	
Meadowlark Wind, LLC	Vice President & Assistant Secretary	
Mendocino Capital Acquisitions, LLC	Assistant Secretary	
Mendocino Capital, LLC	Assistant Secretary	
Mesaville Solar, LLC	Assistant Secretary	
Mesaville Solar, LLC	Vice President & Assistant Secretary	
Minco Redwood Holdings, LLC	Assistant Secretary	
Minco Redwood Holdings, LLC	Vice President & Assistant Secretary	
Minco Wind Energy II, LLC	Assistant Secretary	
Minco Wind Energy III, LLC	Assistant Secretary	
Minco Wind I, LLC	Assistant Secretary	
Minco Wind II, LLC	Assistant Secretary	
Minco Wind II, LLC	Vice President & Assistant Secretary	
Minco Wind III, LLC	Assistant Secretary	
Minco Wind III, LLC	Vice President & Assistant Secretary	
Minco Wind IV, LLC	Assistant Secretary	
Minco Wind, LLC	Assistant Secretary	
Minco Wind, LLC	Vice President & Assistant Secretary	
Minudie Wind LP, ULC	Secretary	
Minudie Wind LP, ULC	Assistant Secretary	
Mohave County Wind Farm Holdings, LLC	Assistant Secretary	
Mohave County Wind Farm Holdings, LLC	Vice President & Assistant Secretary	
Mohave County Wind Farm LLC	Assistant Secretary	
Monarch Wind Funding, LLC	Assistant Secretary	
Monarch Wind Funding, LLC	Vice President & Assistant Secretary	
Monarch Wind Holdings, LLC	Assistant Secretary	
Monarch Wind, LLC	Assistant Secretary	
Monterey Capital, LLC	Assistant Secretary	
Montezuma Wind Holdings II, LLC	Vice President & Secretary	
Moonlight Bay Class A Holdings, LLC	Assistant Secretary	
Moonlight Bay Funding, LLC	Assistant Secretary	
Moonlight Bay Funding, LLC	Vice President & Assistant Secretary	
Moonlight Bay Holdings, LLC	Assistant Secretary	
Moonlight Bay Holdings, LLC	Vice President & Assistant Secretary	
Moonlight Bay Renewables, LLC	Assistant Secretary	
Mount Copper GP, Inc.	Assistant Secretary	
Mount Miller GP, ULC	Assistant Secretary	
Mount Miller Holdco, ULC	Assistant Secretary	
Mount Miller Holdings GP, ULC	Assistant Secretary	
Mountain Sunrise Funding, LLC	Assistant Secretary	
Mountain Sunrise Portfolio, LLC	Assistant Secretary	
Mountain Sunrise Solar, LLC	Assistant Secretary	
Mountain View Solar Holdings, LLC	Assistant Secretary	
Mountain View Solar, LLC	Assistant Secretary	
Napa Capital Holdings Acquisitions, LLC	Assistant Secretary	
Napa Capital Holdings, LLC	Assistant Secretary	
NAPS Wind, LLC	Assistant Secretary	
NEE Acquisition Sub I, LLC	Secretary	
NEM Mitigation, LLC	Assistant Secretary	
NEP Renewables Holdings II, LLC	Assistant Secretary	
NEP Renewables Holdings III, LLC	Assistant Secretary	
NEP Renewables Holdings IV, LLC	Assistant Secretary	
NEP Renewables Holdings, LLC	Assistant Secretary	
NEP Renewables II, LLC	Assistant Secretary	
NEP Renewables III, LLC	Assistant Secretary	
NEP Renewables IV, LLC	Assistant Secretary	
NEP Renewables, LLC	Assistant Secretary	
NEP US SellCo II, LLC	Assistant Secretary	
NEP US SellCo, LLC	Assistant Secretary	
NEPM II Holdings, LLC	Assistant Secretary	

Entity	Title	Address (other than 700 Universe Blvd., Juno Beach, FL 33408)
NEPM II, LLC	Assistant Secretary	
Neptune Energy Center, LLC	Assistant Secretary	
NET General Partners, LLC	Secretary	
NET Holdings Management, LLC	Secretary	
NET Holdings Management, LLC	Assistant Secretary	
NET Holdings Management, LLC	Vice President & Assistant Secretary	
NET Mexico Pipeline Partners, LLC	Secretary	
NET Midstream, LLC	Secretary	
NET Pipeline Holdings LLC	Secretary	
New Hampshire Transmission Holdings, LLC	Assistant Secretary	
New Hampshire Transmission, LLC	Assistant Secretary	
New Mexico Energy Investments, LLC	Assistant Secretary	
New Mexico Energy Investments, LLC	Vice President & Assistant Secretary	
New Mexico Wind Investments, LLC	Assistant Secretary	
New Mexico Wind Investments, LLC	Vice President & Assistant Secretary	
New Mexico Wind, LLC	Assistant Secretary	
NextCity Networks Colorado, LLC	Vice President & Secretary	
NextCity Networks Georgia, LLC	Vice President & Secretary	
NextCity Networks Holdings, LLC	Vice President & Secretary	
NextCity Networks Michigan, LLC	Vice President & Secretary	
NextCity Networks Oklahoma, LLC	Vice President & Secretary	
NextCity Networks Pennsylvania, LLC	Vice President & Secretary	
NextCity Networks Texas, LLC	Vice President & Secretary	
NextCity Networks, LLC	Vice President & Secretary	
NextEra Analytics, Inc.	Assistant Secretary	
NextEra Blythe Solar Energy Center, LLC	Assistant Secretary	
NextEra Canada Constructors GP, ULC	Assistant Secretary	
NextEra Canada Development GP, LLC	Assistant Secretary	
NextEra Canadian IP, Inc.	Assistant Secretary	
NextEra Desert Center Blythe, LLC	Assistant Secretary	
NextEra Desert Sunlight Holdings, LLC	Assistant Secretary	
NextEra Energy Bluff Point, LLC	Assistant Secretary	
NextEra Energy Canada Equipment, ULC	Assistant Secretary	
NextEra Energy Canada GP, LLC	Secretary	
NextEra Energy Canada Storage LP, ULC	Secretary	
NextEra Energy Canada Storage LP, ULC	Assistant Secretary	
NextEra Energy Canadian Holdings, ULC	Assistant Secretary	
NextEra Energy Canadian Operating Services, Inc.	Assistant Secretary	
NextEra Energy Capital Holdings, Inc.	Secretary	
NextEra Energy Constructors, LLC	Assistant Secretary	
NextEra Energy Duane Arnold, LLC	Assistant Secretary	
NextEra Energy Equipment Leasing, LLC	Secretary	
NextEra Energy Equity Partners GP, LLC	Assistant Secretary	
NextEra Energy Foundation, Inc.	Secretary	
NextEra Energy Gas Producing Wyoming, LLC	Assistant Secretary	
NextEra Energy Gas Producing, LLC	Assistant Secretary	
NextEra Energy Honey Creek Wind, LLC	Assistant Secretary	
NextEra Energy Honey Creek Wind, LLC	Vice President & Assistant Secretary	
NextEra Energy Investments, LLC	Assistant Secretary	
NextEra Energy Maine Operating Services, LLC	Assistant Secretary	
NextEra Energy Management Partners GP, LLC	Assistant Secretary	
NextEra Energy Marketing, LLC	Secretary	
NextEra Energy Mt. Storm, LLC	Assistant Secretary	
NextEra Energy Mt. Storm, LLC	Vice President & Assistant Secretary	
NextEra Energy New Mexico Operating Services, LLC	Assistant Secretary	
NextEra Energy New Mexico Operating Services, LLC	Vice President & Assistant Secretary	
NextEra Energy NextBridge Holding, ULC	Assistant Secretary	
NextEra Energy NextBridge Holdings GP, LLC	Assistant Secretary	
NextEra Energy NextBridge Holdings GP, ULC	Assistant Secretary	
NextEra Energy Oklahoma Transmission Holdings, LLC	Assistant Secretary	
NextEra Energy Operating Partners GP, LLC	Assistant Secretary	
NextEra Energy Operating Services, LLC	Assistant Secretary	
NextEra Energy Partners Acquisitions, LLC	Assistant Secretary	
NextEra Energy Partners GP, Inc.	Corporate Secretary	
NextEra Energy Partners Pipelines Holdings, LLC	Assistant Secretary	
NextEra Energy Partners Pipelines, LLC	Assistant Secretary	
NextEra Energy Partners Ventures, LLC	Assistant Secretary	
NextEra Energy Partners, LP	Corporate Secretary	
NextEra Energy Pipeline Development and Acquisitions, LLC	Assistant Secretary	
NextEra Energy Pipeline Funding (Lowman), LLC	Assistant Secretary	
NextEra Energy Pipeline Holdings (Lowman), LLC	Secretary	
NextEra Energy Pipeline Holdings (Lowman), LLC	Assistant Secretary	
NextEra Energy Pipeline Holdings, LLC	Secretary	
NextEra Energy Pipeline Services, LLC	Assistant Secretary	
NextEra Energy Point Beach, LLC	Assistant Secretary	
NextEra Energy Producer Services, LLC	Assistant Secretary	
NextEra Energy Project Management, LLC	Assistant Secretary	
NextEra Energy Qualified Opportunity Fund III, LLC	Assistant Secretary	
NextEra Energy Qualified Opportunity Fund, LLC	Assistant Secretary	
NextEra Energy Qualified Opportunity Zone Business I, LLC	Assistant Secretary	
NextEra Energy Qualified Opportunity Zone Business III, LLC	Assistant Secretary	
NextEra Energy Renewable Services, LLC	Assistant Secretary	
NextEra Energy Renewables Holdings, LLC	Assistant Secretary	
NextEra Energy Resources Acquisitions, LLC	Assistant Secretary	
NextEra Energy Resources Development, LLC	Assistant Secretary	
NextEra Energy Resources Interconnection Holdings, LLC	Assistant Secretary	
NextEra Energy Resources O&M Services, LLC	Assistant Secretary	
NextEra Energy Resources Partners Holdings, LLC	Assistant Secretary	
NextEra Energy Resources Partners, LLC	Assistant Secretary	
NextEra Energy Resources, LLC	Secretary	
NextEra Energy Sabal Trail Transmission Holdings, LLC	Assistant Secretary	
NextEra Energy Seabrook, LLC	Assistant Secretary	
NextEra Energy Services Arizona, LLC	Assistant Secretary	
NextEra Energy Services Connecticut, LLC	Assistant Secretary	

Entity	Title	Address (other than 700 Universe Blvd., Juno Beach, FL 33408)
NextEra Energy Services Delaware, LLC	Assistant Secretary	
NextEra Energy Services District of Columbia, LLC	Assistant Secretary	
NextEra Energy Services Holdings, LLC	Assistant Secretary	
NextEra Energy Services Illinois, LLC	Assistant Secretary	
NextEra Energy Services Maine, LLC	Assistant Secretary	
NextEra Energy Services Maryland, LLC	Assistant Secretary	
NextEra Energy Services New Hampshire, LLC	Assistant Secretary	
NextEra Energy Services New Jersey, LLC	Assistant Secretary	
NextEra Energy Services New York, LLC	Assistant Secretary	
NextEra Energy Services Ohio, LLC	Assistant Secretary	
NextEra Energy Services Pennsylvania, LLC	Assistant Secretary	
NextEra Energy Services Rhode Island, LLC	Assistant Secretary	
NextEra Energy Services, LLC	Assistant Secretary	
NextEra Energy Solar Development, LLC	Assistant Secretary	
NextEra Energy Solutions, LLC	Assistant Secretary	
NextEra Energy Transmission Funding, LLC	Assistant Secretary	
NextEra Energy Transmission Holdings, LLC	Assistant Secretary	
NextEra Energy Transmission MidAtlantic Indiana, Inc.	Assistant Secretary	
NextEra Energy Transmission New York Holdings, LLC	Secretary	
NextEra Energy Transmission New York, Inc.	Assistant Secretary	
NextEra Energy UCT Holding, Inc.	Assistant Secretary	
NextEra Energy US Partners Holdings, LLC	Assistant Secretary	
NextEra Energy, Inc.	Vice President, Compliance & Corporate Secretary	
NextEra Home, LLC	Vice President & Secretary	
NextEra Infrastructure, LLC	Assistant Secretary	
NextEra Registered Agency, LLC	President	
NextEra Retail of Texas GP, LLC	Assistant Secretary	
NextEra Strategic Energy Services, LLC	Assistant Secretary	
NextEra Texas Acquisition Holdco, LLC	Assistant Secretary	
NextEra Texas Acquisition LP, LLC	Assistant Secretary	
NextEra Transmission Asset Acquisition Holdings, LLC	Assistant Secretary	
NextEra US Gas Assets, LLC	Assistant Secretary	
NextSpring Water Investments, LLC	Assistant Secretary	
Ninnescah Wind Energy LLC	Assistant Secretary	
Niyol Wind, LLC	Assistant Secretary	
Nokota Wind Funding, LLC	Assistant Secretary	
Nokota Wind Funding, LLC	Vice President & Assistant Secretary	
Nokota Wind Holdings, LLC	Assistant Secretary	
Nokota Wind, LLC	Assistant Secretary	
North American Power Systems Solar, LLC	Assistant Secretary	
North American Power Systems Solar, LLC	Vice President & Assistant Secretary	
North American Power Systems, LLC	Assistant Secretary	
North Sky River Energy Holdings, LLC	Assistant Secretary	
North Sky River Energy Holdings, LLC	Vice President & Assistant Secretary	
North Sky River Energy, LLC	Assistant Secretary	
Northern Colorado Wind Energy Center II, LLC	Assistant Secretary	
Northern Colorado Wind Energy Center, LLC	Assistant Secretary	
Northern Colorado Wind Energy, LLC	Assistant Secretary	
Northern Colorado Wind Energy, LLC	Vice President & Assistant Secretary	
Northern Cross Investments, Inc.	Assistant Secretary	
Northern Cross Investments, Inc.	Vice President & Assistant Secretary	
Northern Divide Wind, LLC	Assistant Secretary	
Northern Frontier Wind Funding, LLC	Assistant Secretary	
Northern Frontier Wind Funding, LLC	Vice President & Assistant Secretary	
Northern Frontier Wind Holding, LLC	Assistant Secretary	
Northern Frontier Wind Holding, LLC	Vice President & Assistant Secretary	
Northern Frontier Wind, LLC	Vice President & Assistant Secretary	
Northpoint I Wind LP, ULC	Secretary	
Northpoint I Wind LP, ULC	Assistant Secretary	
Northpoint II Wind LP, ULC	Secretary	
Northpoint II Wind LP, ULC	Assistant Secretary	
Oklahoma Land Acquisition Company, LLC	Assistant Secretary	
Oklahoma Wind Portfolio, LLC	Assistant Secretary	
Oklahoma Wind Portfolio, LLC	Vice President & Assistant Secretary	
Oklahoma Wind, LLC	Assistant Secretary	
Oliver Wind Energy Center II, LLC	Assistant Secretary	
Oliver Wind I, LLC	Assistant Secretary	
Oliver Wind III, LLC	Assistant Secretary	
Orange Grove Title Holdings, LLC	Secretary	
Orange Grove Title, LLC	Secretary	
Ord Mountain Solar, LLC	Assistant Secretary	
Ord Mountain Solar, LLC	Vice President & Assistant Secretary	
Osborn Wind Energy, LLC	Assistant Secretary	
Osceola Windpower II, LLC	Assistant Secretary	
Osceola Windpower II, LLC	Vice President & Assistant Secretary	
Osceola Windpower, LLC	Assistant Secretary	
Osceola Windpower, LLC	Vice President & Assistant Secretary	
OTG, LLC	Assistant Secretary	
OTG, LLC	Vice President & Assistant Secretary	
Pacific Plains Wind Class A Holdings, LLC	Assistant Secretary	
Pacific Plains Wind Funding, LLC	Assistant Secretary	
Pacific Plains Wind Funding, LLC	Vice President & Assistant Secretary	
Pacific Plains Wind Holdings, LLC	Assistant Secretary	
Pacific Plains Wind Holdings, LLC	Vice President & Assistant Secretary	
Pacific Plains Wind Portfolio, LLC	Assistant Secretary	
Pacific Plains Wind Portfolio, LLC	Vice President & Assistant Secretary	
Pacific Plains Wind, LLC	Assistant Secretary	
Pacific Power Investments, LLC	Assistant Secretary	
Palm Power LLC	Secretary	
Palms Bridge Investments, LLC	Director	
Palms Bridge Investments, LLC	Vice President & Secretary	
Palms Management Services, LLC	Vice President & Secretary	
Palms Portfolio Holdings, LLC	Director	
Palms Portfolio Holdings, LLC	Vice President & Secretary	

Entity	Title	Address (other than 700 Universe Blvd., Juno Beach, FL 33408)
Palms RS Investments, LLC	Vice President & Secretary	
Palms SC Insurance Company, LLC	Secretary	
Palmwood Wind Class A Holdings, LLC	Assistant Secretary	
Palmwood Wind Funding, LLC	Assistant Secretary	
Palmwood Wind Holdings, LLC	Assistant Secretary	
Palmwood Wind Portfolio, LLC	Assistant Secretary	
Palmwood Wind, LLC	Assistant Secretary	
Palo Duro Wind Energy, LLC	Assistant Secretary	
Palo Duro Wind Holdings SellCo, LLC	Assistant Secretary	
Palo Duro Wind Holdings SellCo, LLC	Vice President & Assistant Secretary	
Palo Duro Wind Interconnection Services, LLC	Assistant Secretary	
Palo Duro Wind Portfolio, LLC	Assistant Secretary	
Palo Duro Wind Project Holdings, LLC	Assistant Secretary	
Palomino Wind Funding, LLC	Assistant Secretary	
Palomino Wind Funding, LLC	Vice President & Assistant Secretary	
Palomino Wind Holdings, LLC	Assistant Secretary	
Palomino Wind, LLC	Assistant Secretary	
Parcel 5A Property Owners Association, Inc.	Director	
Parcel 5A Property Owners Association, Inc.	Assistant Secretary	
Parcel 5A Property Owners Association, Inc.	President	
Parry Energy Storage GP, LLC	Assistant Secretary	
Parry Energy Storage GP, ULC	Assistant Secretary	
Parry Energy Storage LP, ULC	Secretary	
Parry Energy Storage LP, ULC	Assistant Secretary	
Patuxent Wetland and Stream Mitigation, LLC	Assistant Secretary	
Peace Garden Wind Funding, LLC	Assistant Secretary	
Peace Garden Wind Funding, LLC	Vice President & Assistant Secretary	
Peace Garden Wind Holdings, LLC	Assistant Secretary	
Peace Garden Wind Holdings, LLC	Vice President & Assistant Secretary	
Peace Garden Wind, LLC	Assistant Secretary	
Peace Garden Wind, LLC	Vice President & Assistant Secretary	
Pee Dee Wetland and Stream Mitigation, LLC	Assistant Secretary	
Peetz Table Wind Energy, LLC	Assistant Secretary	
Peetz Table Wind Energy, LLC	Vice President & Assistant Secretary	
Peetz Table Wind, LLC	Assistant Secretary	
Pegasus Wind, LLC	Assistant Secretary	
Pennsylvania Windfarms, LLC	Assistant Secretary	
Pennsylvania Windfarms, LLC	Vice President & Assistant Secretary	
Penta Wind Holding, LLC	Assistant Secretary	
Penta Wind Holding, LLC	Vice President & Assistant Secretary	
Penta Wind, LLC	Assistant Secretary	
Penta Wind, LLC	Vice President & Assistant Secretary	
Pescadero Capital, LLC	Assistant Secretary	
Pheasant Run Wind Holdings II, LLC	Assistant Secretary	
Pheasant Run Wind Holdings II, LLC	Vice President & Assistant Secretary	
Pheasant Run Wind Holdings, LLC	Assistant Secretary	
Pheasant Run Wind, LLC	Assistant Secretary	
Pinal Central Energy Center Holdings, LLC	Assistant Secretary	
Pinal Central Energy Center, LLC	Assistant Secretary	
Pine Brooke Class A Holdings, LLC	Assistant Secretary	
Pine Brooke, LLC	Assistant Secretary	
Pioneer Hutt Wind Energy LLC	Assistant Secretary	
Pioneer Plains Wind Funding, LLC	Assistant Secretary	
Pioneer Plains Wind Funding, LLC	Vice President & Assistant Secretary	
Pioneer Plains Wind Holdings, LLC	Assistant Secretary	
Pioneer Plains Wind, LLC	Assistant Secretary	
Pivotal Utility Holdings, Inc.	Vice President & Corporate Secretary	
Plains and Eastern Clean Line Oklahoma LLC	Assistant Secretary	
Point Beach Solar, LLC	Assistant Secretary	
Ponderosa Gathering, LLC	Assistant Secretary	
Ponderosa Wind, LLC	Assistant Secretary	
Post Wind, LLC	Assistant Secretary	
Power Wizard, LLC	Assistant Secretary	
Prairie View Wind Holdings, LLC	Assistant Secretary	
Prairie Wind, LLC	Assistant Secretary	
Pratt Wind, LLC	Assistant Secretary	
Pubnico Point Wind Farm Inc.	Assistant Secretary	
PWD & PWP, LLC	Assistant Secretary	
Quinebaug Solar, LLC	Assistant Secretary	
Quitman Energy Storage, LLC	Assistant Secretary	
Quitman II Solar, LLC	Assistant Secretary	
Quitman Solar, LLC	Assistant Secretary	
Red Deer Solar LP, ULC	Assistant Secretary	
Red Mesa Wind Investments, LLC	Assistant Secretary	
Red Mesa Wind, LLC	Assistant Secretary	
Red River Wind Funding, LLC	Vice President & Assistant Secretary	
Red River Wind Holdings, LLC	Assistant Secretary	
Red River Wind Holdings, LLC	Vice President & Assistant Secretary	
Red River Wind, LLC	Assistant Secretary	
Red River Wind, LLC	Vice President & Assistant Secretary	
Red Sky Portfolio, LLC	Vice President & Secretary	
Red Sky Solar Class A Holdings, LLC	Assistant Secretary	
Red Sky Solar Funding, LLC	Assistant Secretary	
Red Sky Solar Holdings, LLC	Assistant Secretary	
Red Sky Solar, LLC	Assistant Secretary	
Redwood Meade Midstream MPC, LLC	Assistant Secretary	
Redwood Meade Pipeline, LLC	Assistant Secretary	
Redwood Midstream, LLC	Assistant Secretary	
Redwood Trails Portfolio, LLC	Vice President & Secretary	
Redwood Trails Wind Holdings, LLC	Assistant Secretary	
Redwood Trails Wind, LLC	Assistant Secretary	
Renewable Choice Services, LLC	Assistant Secretary	
Renewable Energy Generation North, LLC	Assistant Secretary	
Renewable Portfolio Holdings, LLC	Assistant Secretary	

Entity	Title	Address (other than 700 Universe Blvd., Juno Beach, FL 33408)
Renewables Portfolio Class B Holdings, LLC	Assistant Secretary	
Resurgence Solar II, LLC	Assistant Secretary	
Resurgence Solar Portfolio, LLC	Vice President & Secretary	
RET Coram Tehachapi Wind GP, LLC	Assistant Secretary	
RET Tehachapi Wind Development, LLC	Assistant Secretary	
Retail Consulting Holdco, LLC	Assistant Secretary	
Retail Consulting Project Co. 1, LLC	Assistant Secretary	
Retail Consulting Project Co. 2, LLC	Assistant Secretary	
Retail Consulting Project Co. 3, LLC	Assistant Secretary	
River Bend Solar, LLC	Assistant Secretary	
River Road Interests LLC	Assistant Secretary	
Roadrunner Solar Portfolio Holdings, LLC	Assistant Secretary	
Roadrunner Solar Portfolio Holdings, LLC	Vice President & Assistant Secretary	
Roadrunner Solar Portfolio, LLC	Assistant Secretary	
Roadrunner Solar Portfolio, LLC	Vice President & Assistant Secretary	
Rodeo Wind Class A Holdings, LLC	Assistant Secretary	
Rodeo Wind Funding, LLC	Assistant Secretary	
Rodeo Wind Holdings, LLC	Assistant Secretary	
Rodeo Wind, LLC	Assistant Secretary	
Rosales Solar Funding, LLC	Assistant Secretary	
Rosales Solar Holdings, LLC	Assistant Secretary	
Rosales Solar Partners, LLC	Assistant Secretary	
Rose McKay Wind Funding, LLC	Assistant Secretary	
Rose McKay Wind Holdings, LLC	Assistant Secretary	
Rose Wind Class A Holdings, LLC	Assistant Secretary	
Rose Wind, LLC	Assistant Secretary	
Rosmar Class A Funding, LLC	Assistant Secretary	
Rosmar Class A Holdings, LLC	Assistant Secretary	
Rosmar Class B Funding, LLC	Assistant Secretary	
Rosmar Class B Holdings, LLC	Assistant Secretary	
Roswell Solar, LLC	Assistant Secretary	
Roundhouse Renewable Energy II, LLC	Assistant Secretary	
Roundhouse Renewable Energy, LLC	Assistant Secretary	
Roundhouse Renewables Holdings, LLC	Assistant Secretary	
Roundhouse Renewables Holdings, LLC	Vice President & Assistant Secretary	
Route 66 Solar Energy Center, LLC	Assistant Secretary	
Route 66 Solar Holdings, LLC	Assistant Secretary	
Rush Springs Wind Energy, LLC	Assistant Secretary	
S4 Funding Holdings, LLC	Assistant Secretary	
S4 Funding, LLC	Assistant Secretary	
Sac County Wind Class A Holdings, LLC	Assistant Secretary	
Sac County Wind, LLC	Assistant Secretary	
Saint Energy Storage II, LLC	Assistant Secretary	
Saint Solar II, LLC	Assistant Secretary	
Saint Solar, LLC	Assistant Secretary	
San Jacinto Solar 14.5, LLC	Vice President & Assistant Secretary	
San Jacinto Solar 5.5, LLC	Vice President & Assistant Secretary	
Sanford Airport Solar, LLC	Assistant Secretary	
SCal Acquisition LLC	Secretary	
Selling Wind Holdings, LLC	Assistant Secretary	
Selling Wind II, LLC	Assistant Secretary	
Selling Wind Investments, LLC	Assistant Secretary	
Selling Wind Portfolio, LLC	Assistant Secretary	
Selling Wind, LLC	Assistant Secretary	
Shafter Solar Holdings, LLC	Assistant Secretary	
Shafter Solar Portfolio, LLC	Vice President & Secretary	
Shafter Solar SellCo, LLC	Assistant Secretary	
Shafter Solar SellCo, LLC	Vice President & Assistant Secretary	
Shafter Solar, LLC	Assistant Secretary	
Shaw Creek Funding, LLC	Assistant Secretary	
Shaw Creek Investments, LLC	Assistant Secretary	
Shaw Creek Solar Holdings, LLC	Assistant Secretary	
Shaw Creek Solar, LLC	Assistant Secretary	
Sholes Wind Class A Holdings, LLC	Assistant Secretary	
Sholes Wind Funding, LLC	Assistant Secretary	
Sholes Wind Holdings, LLC	Assistant Secretary	
Sholes Wind Portfolio, LLC	Assistant Secretary	
Sholes Wind, LLC	Assistant Secretary	
Sierra Solar Funding, LLC	Assistant Secretary	
Sierra Solar Holdings, LLC	Assistant Secretary	
Silver State Solar Power South, LLC	Assistant Secretary	
Silver State South Solar, LLC	Assistant Secretary	
Silver State South Storage, LLC	Assistant Secretary	
SIP Management II, LLC	Assistant Secretary	
SIP Management III, LLC	Assistant Secretary	
SIP Management, LLC	Assistant Secretary	
SIP SellCo II, LLC	Assistant Secretary	
SIP SellCo III, LLC	Assistant Secretary	
SIP SellCo IV, LLC	Assistant Secretary	
SIP SellCo, LLC	Assistant Secretary	
Sirius Solar, LLC	Assistant Secretary	
Sirius Solar, LLC	Vice President & Assistant Secretary	
Skeleton Creek Energy Center, LLC	Assistant Secretary	
Skeleton Creek Wind, LLC	Assistant Secretary	
Sky River Wind Holdings, LLC	Vice President & Secretary	
Sky River Wind, LLC	Assistant Secretary	
Solar Holdings Portfolio 12, LLC	Assistant Secretary	
Soldier Creek Wind, LLC	Assistant Secretary	
Sonoran Solar Energy, LLC	Assistant Secretary	
Sooner Wind, LLC	Assistant Secretary	
South Lake Solar, LLC	Assistant Secretary	
South Lake Solar, LLC	Vice President & Assistant Secretary	
South Texas Energy Supply Holdings II, LLC	Secretary	
South Texas Energy Supply Holdings, LLC	Secretary	

Entity	Title	Address (other than 700 Universe Blvd., Juno Beach, FL 33408)
South Texas Midstream Holdings, LLC	Assistant Secretary	
South Texas Midstream, LLC	Assistant Secretary	
South Texas Wind Holdings, LLC	Assistant Secretary	
South Texas Wind Holdings, LLC	Vice President & Assistant Secretary	
Southwest Atlanta Energy Storage, LLC	Assistant Secretary	
Southwest Wind Class A Holdings, LLC	Assistant Secretary	
Southwest Wind Funding, LLC	Assistant Secretary	
Southwest Wind, LLC	Assistant Secretary	
Sponsor Holdings, LLC	Assistant Secretary	
Square Lake Holdings, Inc.	Assistant Secretary	
SR Wind Holdings, LLC	Vice President & Secretary	
Stargrass Class A Holdings, LLC	Assistant Secretary	
Stargrass Funding, LLC	Assistant Secretary	
Stargrass Funding, LLC	Vice President & Assistant Secretary	
Stargrass Holdings, LLC	Assistant Secretary	
Stargrass Holdings, LLC	Vice President & Assistant Secretary	
Stargrass, LLC	Assistant Secretary	
Steele Flats Wind Project, LLC	Assistant Secretary	
Sterling Wind Class A Holdings, LLC	Assistant Secretary	
Sterling Wind Funding, LLC	Assistant Secretary	
Sterling Wind Holdings, LLC	Assistant Secretary	
Sterling Wind, LLC	Assistant Secretary	
Storey Bend Solar, LLC	Assistant Secretary	
Storey Energy Center, LLC	Assistant Secretary	
Story County Wind, LLC	Assistant Secretary	
Story Wind, LLC	Assistant Secretary	
Story Wind, LLC	Vice President & Assistant Secretary	
Stuttgart Solar Holdings, LLC	Assistant Secretary	
Stuttgart Solar, LLC	Assistant Secretary	
Sullivan Street Investments, Inc.	Assistant Secretary	
Sunlight Renewables Class A Holdings, LLC	Assistant Secretary	
Sunlight Renewables Holdings, LLC	Vice President & Secretary	
Sunlight Renewables, LLC	Assistant Secretary	
Sunlight Storage II, LLC	Assistant Secretary	
Sunlight Storage, LLC	Assistant Secretary	
Swaggart Energy Transmission, LLC	Assistant Secretary	
Swift Wind LP, ULC	Secretary	
Swift Wind LP, ULC	Assistant Secretary	
Taylor Creek Solar, LLC	Assistant Secretary	
TET Holdings, LLC	Assistant Secretary	
TET Holdings, LLC	Vice President & Assistant Secretary	
Thaleia, LLC	Secretary	
Thames Solar LP, ULC	Secretary	
Thames Solar LP, ULC	Assistant Secretary	
Three Waters Wind Farm, LLC	Assistant Secretary	
Timberwolf Wind, LLC	Assistant Secretary	
Titan Solar, LLC	Assistant Secretary	
Topaz Wind Class A Holdings, LLC	Assistant Secretary	
Topaz Wind Funding, LLC	Assistant Secretary	
Topaz Wind Holdings, LLC	Assistant Secretary	
Topaz Wind, LLC	Assistant Secretary	
Torreillas Wind Energy, LLC	Assistant Secretary	
Tower Associates, LLC	Assistant Secretary	
Trailblazer Wind Class A Holdings, LLC	Assistant Secretary	
Trailblazer Wind Funding, LLC	Assistant Secretary	
Trailblazer Wind Holdings, LLC	Assistant Secretary	
Trailblazer Wind, LLC	Assistant Secretary	
Trans Bay Cable LLC	Secretary	
Trans Bay Funding II LLC	Secretary	
Transmission Services Holdings LLC	Secretary	
Trelina Solar Energy Center, LLC	Assistant Secretary	
Trinity Operating (USG), LLC	Assistant Secretary	
Trout Lake I Solar LP, ULC	Secretary	
Trout Lake I Solar LP, ULC	Assistant Secretary	
Trout Lake II Solar LP, ULC	Secretary	
Trout Lake II Solar LP, ULC	Assistant Secretary	
Trout Lake III Solar LP, ULC	Secretary	
Trout Lake III Solar LP, ULC	Assistant Secretary	
Tsuga Pine Wind Holdings, LLC	Assistant Secretary	
Tsuga Pine Wind Holdings, LLC	Vice President & Assistant Secretary	
Tsuga Pine Wind, LLC	Assistant Secretary	
Tsuga Pine Wind, LLC	Vice President & Assistant Secretary	
Turquoise Sky Class A Holdings, LLC	Assistant Secretary	
Turquoise Sky Funding, LLC	Assistant Secretary	
Turquoise Sky Holdings, LLC	Assistant Secretary	
Turquoise Sky, LLC	Assistant Secretary	
Tuscola Wind II, LLC	Assistant Secretary	
Tusk Wind Holdings II, LLC	Assistant Secretary	
Tusk Wind Holdings III, LLC	Assistant Secretary	
Tusk Wind Holdings IV, LLC	Assistant Secretary	
Tusk Wind Holdings V, LLC	Assistant Secretary	
Tusk Wind Holdings, LLC	Assistant Secretary	
United HomeVu Holdings, LLC	Vice President & Secretary	
United HomeVu Illinois, LLC	Vice President & Secretary	
United HomeVu Kansas, LLC	Vice President & Secretary	
United HomeVu Maryland, LLC	Vice President & Secretary	
United HomeVu Michigan, LLC	Vice President & Secretary	
United HomeVu Mississippi, LLC	Vice President & Secretary	
United HomeVu Ohio, LLC	Vice President & Secretary	
United HomeVu Tennessee, LLC	Vice President & Secretary	
United HomeVu Texas, LLC	Vice President & Secretary	
US Marcellus Gas Infrastructure, LLC	Assistant Secretary	
US Southeastern Gas Infrastructure, LLC	Assistant Secretary	
USA LNG Holdings, LLC	Assistant Secretary	

Entity	Title	Address (other than 700 Universe Blvd., Juno Beach, FL 33408)
USA RNG Holdings, LLC	Assistant Secretary	
USG Barnett Midstream I, LLC	Assistant Secretary	
USG Energy Gas Investment, LLC	Assistant Secretary	
USG Energy Gas Producer Holdings, LLC	Assistant Secretary	
USG Midstream Bakken I, LLC	Assistant Secretary	
USG Midstream Haynesville Sands I, LLC	Assistant Secretary	
USG Midstream Holdings, LLC	Assistant Secretary	
USG Midstream Mississippian Lime I, LLC	Assistant Secretary	
USG Properties Austin Chalk Holdings, LLC	Assistant Secretary	
USG Properties Austin Chalk I, LLC	Assistant Secretary	
USG Properties Austin Chalk II, LLC	Assistant Secretary	
USG Properties Bakken Holdings, LLC	Assistant Secretary	
USG Properties Bakken I, LLC	Assistant Secretary	
USG Properties Bakken II, LLC	Assistant Secretary	
USG Properties Barnett Holdings, LLC	Assistant Secretary	
USG Properties Barnett II, LLC	Assistant Secretary	
USG Properties Eagle Ford Holdings, LLC	Assistant Secretary	
USG Properties Eagle Ford III, LLC	Assistant Secretary	
USG Properties Eagle Ford IV, LLC	Assistant Secretary	
USG Properties Granite Wash Holdings, LLC	Assistant Secretary	
USG Properties Granite Wash I, LLC	Assistant Secretary	
USG Properties Haynesville Sand I, LLC	Assistant Secretary	
USG Properties Haynesville Sands Holdings, LLC	Assistant Secretary	
USG Properties Haynesville, LLC	Assistant Secretary	
USG Properties Jackfork Holdings, LLC	Assistant Secretary	
USG Properties Jackfork I, LLC	Assistant Secretary	
USG Properties Marcellus Holdings, LLC	Assistant Secretary	
USG Properties Mississippian Lime Holdings, LLC	Assistant Secretary	
USG Properties Mississippian Lime I, LLC	Assistant Secretary	
USG Properties Mississippian Lime II, LLC	Assistant Secretary	
USG Properties Niobrara Holdings, LLC	Assistant Secretary	
USG Properties Permian Basin Holdings, LLC	Assistant Secretary	
USG Properties Permian Basin I, LLC	Assistant Secretary	
USG Properties Permian Basin II, LLC	Assistant Secretary	
USG Properties Wilcox Holdings, LLC	Assistant Secretary	
USG Properties Wilcox I, LLC	Assistant Secretary	
USG Properties Woodford Holdings, LLC	Assistant Secretary	
USG Properties Woodford I, LLC	Assistant Secretary	
USG Properties Woodford II, LLC	Assistant Secretary	
USG Surface Facilities Holdings, LLC	Assistant Secretary	
USG Surface Facilities I, LLC	Assistant Secretary	
USG Surface Facilities II, LLC	Assistant Secretary	
USG Surface Facilities Mississippian Lime I, LLC	Assistant Secretary	
USG Technology Holdings, LLC	Assistant Secretary	
USG West Relay, LLC	Assistant Secretary	
USG Wheatland Pipeline, LLC	Assistant Secretary	
Usource, Inc.	Assistant Secretary	
Vansycle II Portfolio, LLC	Vice President & Secretary	
Vansycle II Wind, LLC	Assistant Secretary	
Vansycle III Wind, LLC	Assistant Secretary	
Vaquero Wind Class A Holdings, LLC	Assistant Secretary	
Vaquero Wind Funding, LLC	Assistant Secretary	
Vaquero Wind Holdings, LLC	Assistant Secretary	
Vaquero Wind, LLC	Assistant Secretary	
Vasco Winds Holdings, LLC	Vice President & Secretary	
Victory Renewables, LLC	Assistant Secretary	
VMCLR Holdings, LLC	Assistant Secretary	
W2 Solar Holdings, LLC	Vice President & Secretary	
Waco Solar, LLC	Assistant Secretary	
Walleye Wind, LLC	Assistant Secretary	
Weatherford Wind, LLC	Assistant Secretary	
Wessington Springs Wind, LLC	Assistant Secretary	
Wessington Wind Energy Center, LLC	Assistant Secretary	
Wessington Wind Energy Center, LLC	Vice President & Assistant Secretary	
Western Wind Holdings, LLC	Assistant Secretary	
Western Wind Holdings, LLC	Vice President & Assistant Secretary	
Westside Solar, LLC	Assistant Secretary	
Wheatridge Solar Energy Center, LLC	Assistant Secretary	
Wheatridge Solar Portfolio, LLC	Vice President & Secretary	
Wheatridge Wind Energy, LLC	Assistant Secretary	
Wheatridge Wind Energy, LLC	Vice President & Assistant Secretary	
Wheatridge Wind II, LLC	Assistant Secretary	
Whiptail Wind, LLC	Assistant Secretary	
White Mesa Holdings, LLC	Vice President & Assistant Secretary	
White Mesa Wind, LLC	Assistant Secretary	
White Oak B Company, LLC	Assistant Secretary	
White Oak B Company, LLC	Vice President & Assistant Secretary	
White Oak Energy Backleverage Holding, LLC	Assistant Secretary	
White Oak Energy Backleverage Holding, LLC	Vice President & Assistant Secretary	
White Oak Energy Funding Holding, LLC	Assistant Secretary	
White Oak Energy Funding Holding, LLC	Vice President & Assistant Secretary	
White Oak Energy Funding, LLC	Assistant Secretary	
White Oak Energy Funding, LLC	Vice President & Assistant Secretary	
White Oak Energy Holdings, LLC	Assistant Secretary	
White Oak Solar, LLC	Assistant Secretary	
White Pine Solar, LLC	Assistant Secretary	
Whitney Point Solar, LLC	Assistant Secretary	
Wild Plains Wind Project, LLC	Assistant Secretary	
Wild Prairie Wind Holdings, LLC	Assistant Secretary	
Wild Prairie Wind Holdings, LLC	Vice President & Assistant Secretary	
Wild Prairie Wind, LLC	Assistant Secretary	
Wild Prairie Wind, LLC	Vice President & Assistant Secretary	
Wildcat Ranch Wind Project, LLC	Assistant Secretary	
Wildflower Wind Class A Holdings, LLC	Assistant Secretary	

Entity	Title	Address (other than 700 Universe Blvd., Juno Beach, FL 33408)
Wildflower Wind Funding, LLC	Assistant Secretary	
Wildflower Wind Holdings, LLC	Assistant Secretary	
Wildflower Wind Portfolio, LLC	Assistant Secretary	
Wildflower Wind, LLC	Assistant Secretary	
Wilmot Energy Center, LLC	Assistant Secretary	
Wilton Wind Energy I, LLC	Assistant Secretary	
Wilton Wind Energy II, LLC	Assistant Secretary	
Wilton Wind II, LLC	Assistant Secretary	
Wilton Wind II, LLC	Vice President & Assistant Secretary	
Wind Holdings, Inc.	Assistant Secretary	
Windpower Partners 1994, LLC	Vice President & Assistant Secretary	
Windstar Portfolio, LLC	Vice President & Secretary	
Wolf Ridge Wind Energy, LLC	Assistant Secretary	
Wolf Ridge Wind, LLC	Assistant Secretary	
Wolf Ridge Wind, LLC	Vice President & Assistant Secretary	
Woods Wind Class A Holdings, LLC	Assistant Secretary	
Woods Wind Funding, LLC	Assistant Secretary	
Woods Wind Holdings, LLC	Assistant Secretary	
Woods Wind, LLC	Assistant Secretary	
Woodward Mountain Wind, LLC	Assistant Secretary	
WPP 1993 Holdings, LLC	Vice President & Secretary	
WSGP Gas Producing (Arkoma), LLC	Assistant Secretary	
WSGP Gas Producing, LLC	Assistant Secretary	
Yellow Pine Energy Center I, LLC	Assistant Secretary	
Yellow Pine Energy Center II, LLC	Assistant Secretary	
Yellow Pine Solar II, LLC	Assistant Secretary	
Yellow Pine Solar, LLC	Assistant Secretary	
Young Wind, LLC	Assistant Secretary	
Zephyrus Wind LP, ULC	Secretary	
Zephyrus Wind LP, ULC	Assistant Secretary	
Maltz Jupiter Theater (a non-profit charity)	Director	1001 East Indiantown Road, Jupiter, FL 33477

Affiliation of Officers & Directors

Florida Power & Light Company
For the Year Ended December 31, 2022

Miguel Arechabala		
Executive Vice President, Power Generation Division		
Entity	Title	Address (other than 700 Universe Blvd., Juno Beach, FL 33408)
Cedar Bay Generating Company, LLC	President	
FPL Energy Mojave Operating Services, LLC	President	
FPL Historical Museum, Inc.	Director	
FPL Historical Museum, Inc.	President	
Gulf Power Economic Development Fund, Inc.	Director	
Indiantown Cogeneration Funding Corporation	Director	
Indiantown Cogeneration Funding Corporation	President	
Indiantown Cogeneration, L.P.	President	
Indiantown Cogeneration, L.P.	Representative	
NextEra Energy Canadian Operating Services, Inc.	Director	
NextEra Energy Canadian Operating Services, Inc.	President	
NextEra Energy Maine Operating Services, LLC	President	
NextEra Energy New Mexico Operating Services, LLC	President	
NextEra Energy Operating Services, LLC	President	
NextEra Energy Pipeline Services, LLC	President	
NextEra Energy Resources O&M Services, LLC	President	
NextEra Energy, Inc.	Executive Vice President, Power Generation Division	
Palm Power LLC	President	
Thaleia, LLC	President	
Jose Arechabala Int.	Director	Aeulestrasse, 5 P.O. Box: 83, FL-9490-Liechtenstein

Affiliation of Officers & Directors

Florida Power & Light Company
For the Year Ended December 31, 2022

Manuel B. Miranda	Executive Vice President, Power Delivery
--------------------------	---

Entity	Title	Address (other than 700 Universe Blvd., Juno Beach, FL 33408)
---------------	--------------	--

Pivotal Utility Holdings, Inc.	Director	
Pivotal Utility Holdings, Inc.	President	

Affiliation of Officers & Directors

Florida Power & Light Company
For the Year Ended December 31, 2022

Robert Coffey	Vice President & Chief Nuclear Officer
----------------------	---

Entity	Title	Address (other than 700 Universe, Blvd., Juno Beach, FL 33408)
NextEra Energy, Inc.	Executive Vice President, Nuclear Division & Chief Nuclear Officer	
NextEra Energy Duane Arnold, LLC	Vice President & Chief Nuclear Officer	
NextEra Energy Seabrook, LLC	Vice President & Chief Nuclear Officer	
NextEra Energy Point Beach, LLC	Vice President & Chief Nuclear Officer	

Business Contracts with Officers, Directors and Affiliates

Florida Power & Light Company

For the Year Ended December 31, 2022

List all contracts, agreements, or other business arrangements* entered into during the calendar year (other than compensation-related to position with respondent) between the respondent and each officer and director listed in Part 1 of the Executive Summary. In addition, provide the same information with respect to professional services for each firm, partnership, or organization with which the officer or director is affiliated.

Note: * Business agreement, for this schedule, shall mean any oral or written business deal which binds the concerned parties for products or services during the reporting year or future years.

Name of Officer or Director	Name and Address of Affiliated Entity	Amount	Identification of Product or Service
No such contracts, agreements or other business arrangements to report.			
Note: The above listing excludes contributions, payments to educational institutions, hospitals and industry associations and other dues. See pages 454 through 463 for disclosure of diversification activity.			

Reconciliation of Gross Operating Revenues
Annual Report versus Regulatory Assessment Fee Return

Company: Florida Power & Light Company

For the YTD period ended December 31, 2022

		For the current year, reconcile the gross operating revenues as reported on Page 300 of this report with the gross operating revenues as reported on the utility's regulatory assessment fee return. Explain and justify any differences between the reported gross operating revenues in column (h).							
Line No.	(a) Description	(b) Gross Operating Revenues per Page 300	(c) Interstate and Sales for Resale Adjustments	(d) Adjusted Intrastate Gross Operating Revenues	(e) Gross Operating Revenues per RAF Return	(f) Interstate and Sales for Resale Adjustments	(g) Adjusted Intrastate Gross Operating Revenues	(h) Difference (d) - (g)	
1	Total Sales to Ultimate Customers (440-446, 448)	\$15,418,792,563		\$15,418,792,563	\$15,418,792,563		\$15,418,792,563	\$0	
2	Sales for Resale (447)	\$1,049,526,335	\$1,049,526,335	\$0	\$1,049,526,335	\$1,049,526,335	\$0	\$0	
3	Total Sales of Electricity	\$16,468,318,898	\$1,049,526,335	\$15,418,792,563	\$16,468,318,898	\$1,049,526,335	\$15,418,792,563	\$0	
4	Provision for Rate Refunds (449.1)	(\$38,714,724)	(\$2,966,868)	(\$35,747,856)	(\$38,714,725)	(\$2,966,869)	(\$35,747,856)	\$0	
5	Total Net Sales of Electricity	\$16,429,604,174	\$1,046,559,467	\$15,383,044,707	\$16,429,604,173	\$1,046,559,466	\$15,383,044,707	\$0	
6	Total Other Operating Revenues (450-456)	\$415,977,797	\$113,151,079	\$302,826,718	\$419,292,534	\$113,151,078	\$306,141,457	(\$3,314,739)	
7	Other (Specify)								
8		\$0	\$0	\$0	\$0	\$0	\$0	\$0	
9									
10	Total Gross Operating Revenues	\$16,845,581,971	\$1,159,710,546	\$15,685,871,425	\$16,848,896,707	\$1,159,710,544	\$15,689,186,164	(\$3,314,739)	

Notes: The differences are due to:

1) The Regulatory Assessment Fee (RAF) return is required to be filed on a consolidated basis, versus the requirement for the FERC Form 1 to be unconsolidated. Based on this, the following adjustments have been made: Revenues generated by FPL Services, LLC included in the RAF, but not in FF1 Page 300.

(3,314,739)
(3,314,739)

Analysis of Diversification Activity
Changes in Corporate Structure

**Florida Power & Light Company
For the Year Ended December 31, 2022**

ENTITIES FORMED

DATE	ENTITY	JURISDICTION	OWNER	% OWNED
1/4/2022	Duane Arnold Solar IV, LLC	Delaware	NextEra Energy Duane Arnold, LLC	100%
1/5/2022	DG Penwell North, LLC	Delaware	DG Central Holdings, LLC	100%
1/6/2022	Mitchell Wind, LLC	Delaware	ESI Energy, LLC	100%
1/13/2022	Kossuth County Wind, LLC	Delaware	ESI Energy, LLC	100%
1/13/2022	Kossuth County Wind Holdings, LLC	Delaware	ESI Energy, LLC	100%
1/13/2022	Kossuth County Wind Class A Holdings, LLC	Delaware	ESI Energy, LLC	100%
1/13/2022	TZRC Horse Hollow LLC	Delaware	TZRC LLC	100%
1/13/2022	Isanti County Energy Storage, LLC	Delaware	ESI Energy, LLC	100%
1/14/2022	DG Wheatfield II, LLC	Delaware	DG New York CS, LLC	100%
1/14/2022	DG Royaltan, LLC	Delaware	DG New York CS, LLC	100%
1/14/2022	DG Niagara, LLC	Delaware	DG New York CS, LLC	100%
1/24/2022	Fulton Wind, LLC	Delaware	ESI Energy, LLC	100%
1/24/2022	Clay County Solar, LLC	Delaware	ESI Energy, LLC	100%
1/24/2022	DG Gaines, LLC	Delaware	DG New York CS, LLC	100%
1/24/2022	North Bayside Solar, LLC	Delaware	ESI Energy, LLC	100%
1/24/2022	DG Gamma, LLC	Delaware	DG Central Holdings, LLC	100%
1/24/2022	DG Hydra, LLC	Delaware	DG Central Holdings, LLC	100%
1/24/2022	DG Regulus, LLC	Delaware	DG Central Holdings, LLC	100%
1/24/2022	DG Moorman Creek, LLC	Delaware	DG Central Holdings, LLC	100%
1/31/2022	Gexa Energy Development, LLC	Delaware	Gexa Energy, LP	100%
2/1/2022	Brooker Trail Solar, LLC	Delaware	ESI Energy, LLC	100%
2/1/2022	Blythe IV Storage, LLC	Delaware	ESI Energy, LLC	100%
2/7/2022	Beauregard Solar, LLC	Delaware	ESI Energy, LLC	100%
2/11/2022	Arlington Energy Center Portfolio, LLC	Delaware	Arlington Class A Holdings I, LLC Arlington Class A Holdings II, LLC	50% 50%
2/15/2022	EverBright R1, LLC	Delaware	DCRBN Ventures, LLC	100%
2/15/2022	EverBright R2, LLC	Delaware	DCRBN Ventures, LLC	100%
2/25/2022	Reynolds Solar, LLC	Delaware	ESI Energy, LLC	100%
2/28/2022	Gila Hydrogen, LLC	Delaware	DG Hydrogen, LLC	100%
2/28/2022	Palms Specialty Insurance Company, Inc.	Delaware	Palms Portfolio Holdings, LLC	100%
3/1/2022	DG Texas WaterHub II, LLC	Delaware	Sustainable Water Holdings, LLC	100%
3/2/2022	Greer Solar, LLC	Delaware	ESI Energy, LLC	100%
3/2/2022	Lake Whitney Solar, LLC	Delaware	ESI Energy, LLC	100%
3/10/2022	DG Carr Road, LLC	Delaware	DG New York CS, LLC	100%
3/10/2022	DG County Line, LLC	Delaware	DG New York CS, LLC	100%

Analysis of Diversification Activity
Changes in Corporate Structure

3/10/2022	DG Eagle Creek, LLC	Delaware	DG New York CS, LLC	100%
3/14/2022	Stetson Renewables Holdings, LLC	Delaware	ESI Energy, LLC	100%
3/14/2022	DG Kenmore, LLC	Delaware	DG New York CS, LLC	100%
3/14/2022	DG Oak Orchard, LLC	Delaware	DG New York CS, LLC	100%
3/14/2022	DG Waterport, LLC	Delaware	DG New York CS, LLC	100%
3/14/2022	DG Troupsburg, LLC	Delaware	DG New York CS, LLC	100%
3/14/2022	DG Mill Branch, LLC	Delaware	DG Ohio CS, LLC	100%
3/14/2022	DG Fawn Lake, LLC	Delaware	DG Ohio CS, LLC	100%
3/14/2022	DG Ohio CS, LLC	Delaware	DG 1 Acquisition Co., LLC	100%
3/14/2022	DG Illinois CS, LLC	Delaware	DG 1 Acquisition Co., LLC	100%
3/14/2022	DG Pontiac, LLC	Delaware	DG Illinois CS, LLC	100%
3/14/2022	DG Sand Prairie, LLC	Delaware	DG Illinois CS, LLC	100%
3/14/2022	DG Harlem, LLC	Delaware	DG Illinois CS, LLC	100%
3/14/2022	DG Richmond, LLC	Delaware	DG Illinois CS, LLC	100%
3/14/2022	DG San Ardo, LLC	Delaware	DG West Holdings, LLC	100%
3/16/2022	Ponderosa Wind II, LLC	Delaware	ESI Energy, LLC	100%
3/16/2022	Water Valley Wind Holdings, LLC	Delaware	ESI Energy, LLC	100%
3/16/2022	Bronson Solar, LLC	Delaware	ESI Energy, LLC	100%
3/16/2022	Canyon Wind Holdings, LLC	Delaware	ESI Energy, LLC	100%
3/16/2022	TZRC Mining LLC	Delaware	TZRC LLC	100%
3/24/2022	Cottonmouth Ranch Solar, LLC	Delaware	ESI Energy, LLC	100%
3/24/2022	Trilby Ranch Solar, LLC	Delaware	ESI Energy, LLC	100%
3/31/2022	Palms Risk Underwriting Managers, LLC	Delaware	Palms Portfolio Holdings, LLC	100%
4/1/2022	Roundhouse Renewable Energy II, LLC	Delaware	ESI Energy, LLC	100%
4/1/2022	Sebree Solar II, LLC	Delaware	ESI Energy, LLC	100%
4/6/2022	Carol Renewable Energy Holdings, LLC	Delaware	ESI Energy, LLC	100%
4/6/2022	Flatland Solar Holdings, LLC	Delaware	ESI Energy, LLC	100%
4/6/2022	Canyon Wind II, LLC	Delaware	ESI Energy, LLC	100%
4/8/2022	Sunlight Renewables, LLC	Delaware	Sunlight Renewables Class A Holdings, LLC	100%
4/8/2022	Sunlight Renewables Holdings, LLC	Delaware	ESI Energy, LLC	100%
4/8/2022	Sunlight Renewables Class A Holdings, LLC	Delaware	Sunlight Renewables Holdings, LLC	100%
4/18/2022	Horseshoe Lake Solar, LLC	Delaware	ESI Energy, LLC	100%
4/20/2022	Eloy Valley Energy Center, LLC	Delaware	ESI Energy, LLC	100%
4/28/2022	SafeGuard Venture Holdings, LLC	Delaware	ESI Energy, LLC	100%
4/28/2022	Houma Solar, LLC	Delaware	ESI Energy, LLC	100%
4/28/2022	St. Mary Solar, LLC	Delaware	ESI Energy, LLC	100%
4/28/2022	Vansycle II Wind, LLC	Delaware	ESI Energy, LLC	100%
4/28/2022	Waters Lake Solar, LLC	Delaware	ESI Energy, LLC	100%
5/4/2022	Coram Portfolio II, LLC	Delaware	NextEra Energy Partners Acquisitions, LLC	100%
5/20/2022	Panhandle Solar, LLC	Delaware	ESI Energy, LLC	100%

Analysis of Diversification Activity
Changes in Corporate Structure

5/20/2022	Sioux County Wind Holdings, LLC	Delaware	ESI Energy, LLC	100%
5/20/2022	Hart Wind Holdings, LLC	Delaware	ESI Energy, LLC	100%
5/20/2022	Renewables Portfolio Class B Holdings, LLC	Delaware	Renewable Portfolio Holdings, LLC	100%
5/24/2022	Griffith Energy Storage, LLC	Delaware	ESI Energy, LLC	100%
5/24/2022	Emerald Breeze Class A Holdings, LLC	Delaware	Emerald Breeze Holdings, LLC	100%
5/24/2022	Emerald Breeze Funding, LLC	Delaware	ESI Energy, LLC	100%
5/24/2022	Emerald Breeze Holdings, LLC	Delaware	Emerald Breeze Funding, LLC	100%
5/24/2022	Emerald Breeze, LLC	Delaware	Emerald Breeze Class A Holdings, LLC	100%
5/31/2022	Arlington III Class A Holdings I, LLC	Delaware	ESI Energy, LLC	100%
5/31/2022	Arlington III Class A Holdings II, LLC	Delaware	ESI Energy, LLC	100%
5/31/2022	Arlington Portfolio III, LLC	Delaware	ESI Energy, LLC	100%
6/1/2022	DG LeRay, LLC	Delaware	DG New York CS, LLC	100%
6/3/2022	Copper Plains LLC	Delaware	TZ Capital Holdings, LLC	50%
6/6/2022	NextEra Energy Investments, LLC	Delaware	NextEra Energy Resources, LLC	100%
6/7/2022	Sioux County Wind Farm Holdings, LLC	Delaware	ESI Energy, LLC	100%
6/17/2022	Cleanwater Wind East, LLC	Delaware	ESI Energy, LLC	100%
6/17/2022	Cleanwater Wind I, LLC	Delaware	ESI Energy, LLC	100%
6/17/2022	Cleanwater Wind II, LLC	Delaware	ESI Energy, LLC	100%
6/21/2022	Howell Mountain Capital, LLC	Delaware	Napa Capital Holdings, LLC	100%
6/21/2022	Inertia Interconnect, LLC	Delaware	ESI Energy, LLC	100%
6/30/2022	Vansycle II Portfolio, LLC	Delaware	Beatgrass Holdings, LLC	100%
7/5/2022	DG Bella II, LLC	Delaware	DG Vermont Solar, LLC	100%
7/5/2022	DG Halladay I, LLC	Delaware	DG Vermont Solar, LLC	100%
7/5/2022	DG Halladay II, LLC	Delaware	DG Vermont Solar, LLC	100%
7/5/2022	NextEra Energy Transmission New York Holdings, LLC	Delaware	NextEra Energy Transmission, LLC	100%
7/5/2022	Bronco Plains Wind II, LLC	Delaware	Northern Colorado Holdings, LLC	100%
7/8/2022	Forgeview Solar, LLC	Delaware	ESI Energy, LLC	100%
7/19/2022	Torreillas Energy Storage, LLC	Delaware	EIS Energy, LLC	100%
7/19/2022	Torreillas Battery Storage Interconnect, LLC	Delaware	EIS Energy, LLC	100%
7/20/2022	Greeley Wind II, LLC	Delaware	ESI Energy, LLC	100%
7/20/2022	Greeley Wind Holdings, LLC	Delaware	ESI Energy, LLC	100%
8/1/2022	DG East St Louis BTM, LLC	Delaware	DG Illinois BTM, LLC	100%
8/1/2022	DG East St Louis CS, LLC	Delaware	DG Illinois CS, LLC	100%
8/1/2022	DG Hartford BTM, LLC	Delaware	DG Illinois BTM, LLC	100%
8/1/2022	DG Illinois BTM, LLC	Delaware	DG Central Holdings, LLC	100%
8/1/2022	DG Roxana BTM, LLC	Delaware	DG Illinois BTM, LLC	100%
8/1/2022	DG Roxana CS, LLC	Delaware	DG Illinois CS, LLC	100%
8/1/2022	Elderberry Solar, LLC	Delaware	Northern Colorado Holdings, LLC	100%
8/1/2022	Highland Solar I, LLC	Delaware	Northern Colorado Holdings, LLC	100%

Analysis of Diversification Activity
Changes in Corporate Structure

8/1/2022	Coffee County LFG, LLC	Delaware	Renewable Fuels Holdings, LLC	100%
8/1/2022	Inertia Energy Storage, LLC	Delaware	ESI Energy, LLC	100%
8/1/2022	Napa Capital Holdings Acquisitions, LLC	Delaware	Napa Capital Holdings, LLC	100%
8/1/2022	Howell Mountain Capital Acquisitions, LLC	Delaware	Howell Mountain Capital, LLC	100%
8/9/2022	Texrock Pipeline, LLC	Delaware	USG Midstream Holdings, LLC	100%
8/9/2022	DCI Operating Co. 2, LLC	Delaware	Data Center Investments, LLC	100%
8/9/2022	Yellow Pine Solar Interconnect, LLC	Delaware	Yellow Pine Solar, LLC	50%
			Yellow Pine Solar II, LLC	50%
8/9/2022	Las Animas Wind, LLC	Delaware	Northern Colorado Holdings, LLC	100%
8/9/2022	Kaufman Solar, LLC	Delaware	ESI Energy, LLC	100%
8/9/2022	Diver Solar, LLC	Delaware	ESI Energy, LLC	100%
8/10/2022	Mirasol Energy Center, LLC	Delaware	Northern Colorado Holdings, LLC	100%
8/10/2022	Thunder Wolf II, LLC	Delaware	Northern Colorado Holdings, LLC	100%
8/10/2022	Weid Solar, LLC	Delaware	Northern Colorado Holdings, LLC	100%
8/10/2022	Bullfrog Creek Solar, LLC	Delaware	ESI Energy, LLC	100%
8/10/2022	DG Lana'i, LLC	Delaware	DG West Holdings, LLC	100%
8/10/2022	DG Arboretum, LLC	Delaware	DG Illinois BTM, LLC	100%
8/17/2022	Roaring Springs Solar, LLC	Delaware	ESI Energy, LLC	100%
8/23/2022	Clean Energy Marketing and Insights, LLC	Delaware	ESI Energy, LLC	100%
8/25/2022	Sunlight Storage II, LLC	Delaware	ESI Energy, LLC	100%
9/9/2022	NextEra Energy Pipeline Funding (Lowman), LLC	Delaware	NextEra Energy Pipeline Holdings, LLC	100%
9/13/2022	Grass Lake Solar Project, LLC	Delaware	ESI Energy, LLC	100%
9/13/2022	Silver State South Storage, LLC	Delaware	ESI Energy, LLC	100%
9/13/2022	Bronco Plains Solar, LLC	Delaware	Northern Colorado Holdings, LLC	100%
9/13/2022	DG Revolution, LLC	Delaware	DG Virginia CS, LLC	100%
9/13/2022	DG Colonial, LLC	Delaware	DG Virginia CS, LLC	100%
9/13/2022	DG North Carolina WaterHub, LLC	Delaware	Sustainable Water Holdings LLC	100%
9/13/2022	Elk City II Wind Funding, LLC	Delaware	NEP US SellCo, LLC	100%
9/13/2022	NEP Renewables Holdings IV, LLC	Delaware	NextEra Energy Partners Acquisitions, LLC	100%
9/13/2022	NEP Renewables IV, LLC	Delaware	NEP Renewables Holdings IV, LLC	100%
9/13/2022	SIP Management III, LLC	Delaware	ESI Energy, LLC	100%
9/13/2022	SIP SellCo III, LLC	Delaware	ESI Energy, LLC	100%
9/13/2022	SIP SellCo IV, LLC	Delaware	Renewable Portfolio Holdings, LLC	100%
9/16/2022	Indigo Plains Solar Class B Holdings, LLC	Delaware	ESI Energy, LLC	100%
9/19/2022	Asher Funding, LLC	Delaware	ESI Energy, LLC	100%
9/19/2022	Asher Class A Holdings, LLC	Delaware	Asher Funding, LLC	100%
9/19/2022	Asher, LLC	Delaware	Asher Class A Holdings, LLC	100%
9/21/2022	Asher Portfolio, LLC	Delaware	Asher Funding, LLC	100%
9/22/2022	Turquoise Sky Class A Holdings, LLC	Delaware	Turquoise Sky Holdings, LLC	100%

Analysis of Diversification Activity
Changes in Corporate Structure

9/22/2022	Turquoise Sky Funding, LLC	Delaware	ESI Energy, LLC	100%
9/22/2022	Turquoise Sky Holdings, LLC	Delaware	Turquoise Sky Funding, LLC	100%
9/22/2022	Turquoise Sky, LLC	Delaware	Turquoise Sky Class A Holdings, LLC	100%
9/27/2022	Sharp Road, LLC	Delaware	ESI Energy, LLC	100%
9/27/2022	South Platte Solar, LLC	Delaware	Northern Colorado Holdings, LLC	100%
9/27/2022	Neptune Energy Center II, LLC	Delaware	Northern Colorado Holdings, LLC	100%
9/29/2022	Birmingham Energy Storage, LLC	Delaware	ESI Energy, LLC	100%
9/29/2022	Nashua Energy Storage, LLC	Delaware	ESI Energy, LLC	100%
9/29/2022	Pronghorn Flats Wind Farm Holdings, LLC	Delaware	ESI Energy, LLC	100%
9/30/2022	Greenlane Infrastructure, LLC	Delaware	Mobility Energy Holdings, LLC	100%
10/4/2022	Clearwater Wind III, LLC	Delaware	ESI Energy, LLC	100%
10/4/2022	Elk Mountain Wind Energy, LLC	Delaware	ESI Energy, LLC	100%
10/4/2022	Mayhew Creek Solar, LLC	Delaware	ESI Energy, LLC	100%
10/4/2022	Compadre Solar, LLC	Delaware	ESI Energy, LLC	100%
10/4/2022	Compadre Energy Storage, LLC	Delaware	ESI Energy, LLC	100%
10/7/2022	DG CHP NJ I, LLC	Delaware	DG CHP Holdings, LLC	100%
10/7/2022	DG CHP NJ II, LLC	Delaware	DG CHP Holdings, LLC	100%
10/7/2022	Benton Solar, LLC	Delaware	ESI Energy, LLC	100%
10/7/2022	DG West River, LLC	Delaware	DG Maine CS, LLC	100%
10/10/2022	Yellow Pine Solar III, LLC	Delaware	ESI Energy, LLC	100%
10/13/2022	Resurgence Solar Portfolio, LLC	Delaware	Asher Funding, LLC	100%
10/13/2022	Elk City Sholes Holdings, LLC	Delaware	NEP US SellCo, LLC	100%
10/21/2022	Acquisition RNG Holdings I, LP	Delaware	NextEra Energy Marketing, LLC	100% GP
10/21/2022	Acquisition RNG Holdings II, LP	Delaware	Renewable Fuels Holdings, LLC	100% LP
10/24/2022	Golden Horizon Funding, LLC	Delaware	ESI Energy, LLC	100%
10/24/2022	Golden Horizon Holdings, LLC	Delaware	Golden Horizon Funding, LLC	100%
10/24/2022	Golden Horizon Class A Holdings, LLC	Delaware	Golden Horizon Holdings, LLC	100%
10/24/2022	Golden Horizon Portfolio, LLC	Delaware	Golden Horizon Funding, LLC	100%
10/25/2022	Golden Horizon Renewables, LLC	Delaware	Golden Horizon Class A Holdings, LLC	100%
10/31/2022	Northern Hill Solar, LLC	Delaware	ESI Energy, LLC	100%
10/31/2022	Collins Energy Center, LLC	Delaware	ESI Energy, LLC	100%
10/31/2022	Campbell Creek Energy Center, LLC	Delaware	ESI Energy, LLC	100%
11/1/2022	NextCity Networks Colorado, LLC	Delaware	NextCity Networks Holdings, LLC	100%
11/1/2022	NextCity Networks Georgia, LLC	Delaware	NextCity Networks Holdings, LLC	100%
11/1/2022	NextCity Networks Michigan, LLC	Delaware	NextCity Networks Holdings, LLC	100%
11/1/2022	NextCity Networks Oklahoma, LLC	Delaware	NextCity Networks Holdings, LLC	100%
11/1/2022	NextCity Networks Texas, LLC	Delaware	NextCity Networks Holdings, LLC	100%
11/4/2022	NextCity Networks Pennsylvania, LLC	Delaware	NextCity Networks Holdings, LLC	100%

Analysis of Diversification Activity
Changes in Corporate Structure

11/4/2022	NextEra Southeast Hydrogen Network, LLC	Delaware	ESI Energy, LLC	100%
11/4/2022	Pimlico Energy Center, LLC	Delaware	ESI Energy, LLC	100%
11/4/2022	High Spring Energy Holdings, LLC	Delaware	ESI Energy, LLC	100%
11/4/2022	Dusty Rose Wind, LLC	Delaware	Northern Colorado Holdings, LLC	100%
11/4/2022	Duane Arnold Solar V, LLC	Delaware	ESI Energy, LLC	100%
11/4/2022	South East Solar Holdings, LLC	Delaware	ESI Energy, LLC	100%
11/4/2022	Comanche RNG Holdings, LLC	Delaware	Renewables Fuels Holdings, LLC	100%
11/9/2022	VMCLR Holdings, LLC	Delaware	NEP US SellCo II, LLC	100%
11/14/2022	Dry Lake East Energy Center, LLC	Delaware	ESI Energy, LLC	100%
11/30/2022	New Hampshire Transmission Holdings, LLC	Delaware	NextEra Energy Transmission, LLC	100%
11/30/2022	Echo Divide Wind Holdings, LLC	Delaware	ESI Energy, LLC	100%
11/30/2022	Clinton County Wind, LLC	Delaware	ESI Energy, LLC	100%
12/6/2022	Buena Vista Energy Holdings, LLC	Delaware	Buena Vista Energy Center, LLC	100%
12/5/2022	Nearman Creek Energy Storage, LLC	Delaware	ESI Energy, LLC	100%
12/8/2022	Weirs Creek Solar, LLC	Delaware	ESI Energy, LLC	100%
12/19/2022	NAPS DG, LLC	Delaware	ESI Energy, LLC	100%
12/20/2022	Pueblo Clean Energy Center, LLC	Delaware	Northern Colorado Holdings, LLC	100%
12/21/2022	Foxtrot TE Holdings, LLC	Delaware	Wind TE Holdings, LLC	100% Class A
12/21/2022	Foxtrot TE Portfolio, LLC	Delaware	Wind TE Holdings, LLC	100% Class B
12/21/2022	Horse Ridge TE Holdings, LLC	Delaware	ESI Energy, LLC	100%
12/21/2022	Horse Ridge TE Portfolio, LLC	Delaware	Wind TE Holdings, LLC	100% Class A
12/21/2022	Vaquero TE Holdings, LLC	Delaware	Wind TE Holdings, LLC	100% Class B
12/21/2022	Vaquero TE Portfolio, LLC	Delaware	ESI Energy, LLC	100%
12/21/2022	Whiptail-Majestic Holdings, LLC	Delaware	Wind TE Holdings, LLC	100% Class A
12/21/2022	Whiptail-Majestic Portfolio, LLC	Delaware	Wind TE Holdings, LLC	100% Class B
12/21/2022	Wind TE Holdings, LLC	Delaware	ESI Energy, LLC	100%
12/21/2022	NextEra Clean Energy Solutions, LLC	Delaware	ESI Energy, LLC	100%
12/22/2022	Coastal Prairie Solar, LLC	Delaware	ESI Energy, LLC	100%

DISSOLUTIONS

DATE	ENTITY	JURISDICTION
12/30/2022	Clarabelle III Solar, LP	Ontario
12/30/2022	Living Skies Solar 10, LP	Ontario
12/20/2022	Red Deer Solar, LP	Ontario

Analysis of Diversification Activity
Changes in Corporate Structure

12/30/2022	Thames Solar, LP	Ontario
12/30/2022	Trout Lake II Solar, LP	Ontario
12/30/2022	Trout Lake III Solar, LP	Ontario
12/30/2022	Zephyrus Wind, LP	Ontario
12/31/2022	Zephyrus Wind GP, Inc.	New Brunswick
12/31/2022	Trout Lake III Solar GP, Inc.	New Brunswick
12/31/2022	Trout Lake II Solar GP, Inc.	New Brunswick
12/31/2022	Thames Solar GP, Inc.	New Brunswick
12/31/2022	Red Deer Solar GP, Inc.	New Brunswick
12/31/2022	McAdam Wind GP, Inc.	New Brunswick
12/31/2022	Costigan Wind GP, Inc.	New Brunswick
12/31/2022	Clarabelle III Solar GP, Inc.	New Brunswick

NAME CHANGES

DATE	FORMER NAME	CHANGED TO
2/9/2022	Beaver Falls Wastewater, LLC	NextEra Towamencin Wastewater, LLC
4/20/2022	Yellow Pine Energy Center III, LLC	Yellow Pine Solar II, LLC
5/4/2022	Lightstream Solar, LLC	Tuckertown Solar, LLC
5/5/2022	United HomeVu Pennsylvania, LLC	NextEra Home, LLC
5/13/2022	NextEra Towamencin Wastewater, LLC	NextEra Water Pennsylvania, LLC
5/24/2022	Palms Risk Underwriting Managers, LLC	Juno Specialty Underwriters, LLC
7/15/2022	NextEra Energy Engineering & Construction, LLC	NextEra Energy Renewable Services, LLC
7/15/2022	NextEra Energy Engineering & Construction II, LLC	NextEra Energy Renewable Services II, LLC
7/18/2022	Indian Springs Solar, LLC	Pine Belt Solar, LLC
11/9/2022	NextEra Grid Holdings, LLC	NextEra Infrastructure, LLC
11/30/2022	Lone Star Transmission Capital, LLC	NextEra Energy Transmission Holdings, LLC
11/30/2022	Lone Star Transmission Holdings, LLC	NextEra Energy Transmission Funding, LLC
12/15/2022	Rose Wind Funding, LLC	Rose McKay Wind Funding, LLC
12/15/2022	Rose Wind Holdings, LLC	Rose McKay Wind Holdings, LLC

DATE	ENTITY	CONVERTED TO (Jurisdiction)
1/7/2022	Edmondson Ranch Wind, LLC	Lacy Creek Wind, LLC (DE LLC and name change)
7/20/2022	NextEra Energy Pipeline Holdings (Lowman), Inc.	NextEra Energy Pipeline Holdings (Lowman), LLC (DE LLC)
8/15/2022	Bluestem Greeley, LLC	Greeley Wind Nebraska, LLC (DE LLC and name change)

Analysis of Diversification Activity
Changes in Corporate Structure

ACQUISITIONS

DATE	ENTITY	STATE OF FORMATION	OWNER	% OWNED
1/19/2022	East Bay Farms, L.L.C.	Texas	NEM Mitigation, LLC	100%
1/19/2022	HCMB, LLC	Delaware	NEM Mitigation, LLC	100%
1/19/2022	Splendor, LLC	Delaware	NEM Mitigation, LLC	100%
1/19/2022	Tarkington Bayou Mitigation, LLC	Delaware	NEM Mitigation, LLC	100%
4/8/2022	Adams County Wind, LLC	Colorado	Adams County Wind Holdings, LLC	100%
4/15/2022	Carol Renewable Energy, LLC	Texas	Carol Renewable Holdings, LLC	100%
5/3/2022	SafeGuard, LLC	Delaware	Safeguard Venture Holdings, LLC	20%
5/24/2022	Helios Energy New York 13 LLC	Delaware	DG New York CS, LLC	100%
6/8/2022	Canyon Wind Farm, LLC	Delaware	Canyon Wind Holdings, LLC	100%
6/8/2022	Canyon Wind Energy, LLC	Delaware	Canyon Wind Holdings, LLC	100%
6/15/2022	SCP 81 LLC	Delaware	DG 1 Acquisition Co., LLC	100%
6/22/2022	Flatland Solar Energy, LLC	Delaware	Flatland Solar Holdings, LLC	100%
6/24/2022	SCP 77 LLC	Delaware	DG 1 Acquisition Co., LLC	100%
7/1/2022	Ogallala Renewable Project LLC	Delaware	Hart Wind Holdings, LLC	100%
7/27/2022	Bluestem Greeley, LLC	Nebraska	Greeley Wind Holdings, LLC	100%
8/31/2022	Sioux County Wind Farm LLC	Delaware	Sioux County Wind Farm Holdings, LLC	100%
9/30/2022	Centennial Wind, LLC	Delaware	Centennial Wind Holdings, LLC	38% Class B
9/30/2022	Centennial Wind, LLC	Delaware	Centennial Wind Holdings, LLC	23.80% Class B
9/30/2022	Centennial Wind, LLC	Delaware	Centennial Wind Holdings, LLC	19.70% Class B
9/30/2022	Centennial Wind, LLC	Delaware	Centennial Wind Holdings, LLC	18.50% Class B
9/30/2022	Indigo Plains Solar, LLC	Delaware	Indigo Plains Solar Class B Holdings, LLC	100% Class B
9/30/2022	Longleaf Solar, LLC	Delaware	Longleaf Solar Holdings, LLC	95% Class B
9/30/2022	Longleaf Solar, LLC	Delaware	SIP SellCo IV, LLC	5% Class B
9/30/2022	Trousdale Solar, LLC	Delaware	DG New York CS, LLC	100%
9/30/2022	Trousdale Solar II, LLC	Delaware	DG New York CS, LLC	100%
10/13/2022	Spindletop Mitigation Holdings, LLC	Louisiana	NEM Mitigation, LLC	100%
12/8/2022	Okolona Solar, LLC	Delaware	South East Solar Holdings, LLC	100%
12/15/2022	Midwest Energy, Inc.	Illinois	Retail Consulting Project Co. 3, LLC	100%
12/16/2022	Lawrensol Solar, LLC	Delaware	South East Solar Holdings, LLC	100%
12/19/2022	Pronghorn Flats Wind Farm LLC	Delaware	Pronghorn Flats Wind Farm Holdings, LLC	100%
12/22/2022	SCP 73 LLC	Delaware	DG 1 Acquisition Co., LLC	100%
12/27/2022	Rush Solar Farm 1, LLC	Delaware	DG New York CS, LLC	100%
12/29/2022	Ticon Solar, LLC	Delaware	DG New York CS, LLC	100%

OWNERSHIP CHANGES

DATE	ENTITY	ASSIGNOR	ASSIGNEE	% OWNED
1/1/2022	EverBright, LLC	Residential Energy Holdings, LLC	EBBB Holdings, LLC	1%

Analysis of Diversification Activity
Changes in Corporate Structure

2/14/2022	Arlington Energy Center II, LLC	Arlington Class A Holdings II, LLC	Arlington Energy Center Portfolio, LLC	50%
2/14/2022	Arlington Energy Center II, LLC	Arlington Class A Holdings I, LLC	Arlington Energy Center Portfolio, LLC	50%
2/28/2022	Pubnico Point GP, Inc.	NextEra Energy Canada, LP	Aquilo LP, ULC	100%
5/1/2022	East Point Energy Center, LLC	North Park Energy, LLC	NextEra Energy Qualified Opportunity Zone	100%
5/1/2022	High River Energy Center, LLC	North Park Energy, LLC	NextEra Energy Qualified Opportunity Zone	100%
5/4/2022	Tusk Wind Holdings V, LLC	NextEra Energy Partners Acquisitions, LLC	Coram Portfolio II, LLC	100%
5/11/2022	Sunlight Storage, LLC	ESI Energy, LLC	Sunlight Renewables, LLC	100%
5/31/2022	Arlington Energy Center III, LLC	ESI Energy, LLC	Arlington Portfolio III, LLC	100%
5/31/2022	Arlington Portfolio III, LLC	ESI Energy, LLC	Arlington III Class A Holdings I, LLC	67%
5/31/2022	Arlington Portfolio III, LLC	ESI Energy, LLC	Arlington III Class A Holdings II, LLC	33%
6/13/2022	Napa Capital Holdings, LLC	NextEra Energy Resources, LLC	NextEra Energy Investments, LLC	100%
8/3/2022	Clearwater Energy Resources LLC	Clearwater Wind Holdings, LLC	ESI Energy, LLC	100%
8/3/2022	Clearwater Energy Resources LLC	ESI Energy, LLC	Clearwater Wind I, LLC	39.09%
8/3/2022	Clearwater Energy Resources LLC	ESI Energy, LLC	Clearwater Wind II, LLC	60.01%
8/3/2022	Desert Peak Energy Center, LLC	Energy Storage Projects (Utility), LLC	ESI Energy, LLC	100%
8/3/2022	Desert Peak Energy Center, LLC	ESI Energy, LLC	Desert Peak Energy Storage I, LLC	81.03%
8/3/2022	Desert Peak Energy Center, LLC	ESI Energy, LLC	Desert Peak Energy Storage II, LLC	18.08%
9/8/2022	NextEra Energy Transmission New York,	NextEra Energy Transmission, LLC	NextEra Energy Transmission New York	100%
9/9/2022	Appaloosa Run Wind, LLC	ESI Energy, LLC	Emerald Breeze, LLC	100%
9/9/2022	Great Prairie Wind, LLC	ESI Energy, LLC	Emerald Breeze, LLC	100%
9/20/2022	NextEra Energy Pipeline Holdings	NextEra Energy Pipeline Holdings, LLC	NextEra Energy Pipeline Funding (Lowman), LLC	100%
9/21/2022	Asher Class A Holdings, LLC	Asher Funding, LLC	Asher Portfolio, LLC	100%
9/28/2022	Centennial Wind Funding, LLC	Centennial Wind Holdings, LLC	Northern Colorado Holdings, LLC	100%
9/29/2022	Sunlight Renewables Holdings, LLC	ESI Energy, LLC	NEP US SellCo, LLC	100% Class A
9/29/2022	Sunlight Renewables Holdings, LLC	ESI Energy, LLC	Renewables Portfolio Class B Holdings, LLC	100% Class B
9/30/2022	Sunlight Renewables Holdings, LLC	NEP US SellCo, LLC	NextEra Energy Partners Acquisitions, LLC	100% Class A
9/30/2022	Cedar Springs Wind IV, LLC	ESI Energy, LLC	NextEra Energy Qualified Opportunity Zone	100%
10/13/2022	Resurgence Solar I, LLC	ESI Energy, LLC	Resurgence Solar Portfolio, LLC	100%
10/13/2022	Resurgence Solar II, LLC	ESI Energy, LLC	Resurgence Solar Portfolio, LLC	100%
10/31/2022	Clearwater Wind I, LLC	ESI Energy, LLC	Asher Funding, LLC	100%
10/31/2022	Young Wind, LLC	Young Wind Holdings, LLC	ESI Energy, LLC	100%
10/31/2022	Young Wind, LLC	ESI Energy, LLC	Turquoise Sky Holdings, LLC	100%
10/31/2022	Lacy Creek Wind, LLC	Edmonson Ranch Wind Holdings, LLC	ESI Energy, LLC	100%
10/31/2022	Lacy Creek Wind, LLC	ESI Energy, LLC	Asher Funding, LLC	100%
10/31/2022	Buffalo Ridge Wind, LLC	ESI Energy, LLC	Asher Funding, LLC	100%
10/31/2022	Walleye Wind, LLC	ESI Energy, LLC	Asher Funding, LLC	100%
10/31/2022	Inertia Wind Project, LLC	Inertia WS Holdings, LLC	ESI Energy, LLC	100%
11/1/2022	East Point Energy Center, LLC	NextEra Energy Qualified Opportunity Zone	ESI Energy, LLC	100%
11/1/2022	High River Energy Center, LLC	NextEra Energy Qualified Opportunity Zone	ESI Energy, LLC	100%
11/3/2022	Greenlane Infrastructure, LLC	Mobility Energy Holdings, LLC	Daimler Trucks & Buses US Holding LLC	33.33%

Analysis of Diversification Activity
Changes in Corporate Structure

11/3/2022	Greenlane Infrastructure, LLC	Mobility Energy Holdings, LLC	GRP III Juno Holdings LP	33.33%
11/15/2022	Sac County Wind Holdings, LLC	ESI Energy, LLC	NEP US SellCo II, LLC	100%
11/15/2022	Chesapeake Solar Project, LLC	Fusion Solar, LLC	ESI Energy, LLC	100%
11/15/2022	Chesapeake Solar Project, LLC	ESI Energy, LLC	Golden Horizon Renewables, LLC	100%
11/15/2022	Big Cypress Solar, LLC	ESI Energy, LLC	Golden Horizon Renewables, LLC	100%
11/15/2022	East Point Energy Center, LLC	ESI Energy, LLC	Golden Horizon Renewables, LLC	100%
11/15/2022	Neptune Energy Center, LLC	Northern Colorado Holdings, LLC	ESI Energy, LLC	100%
11/15/2022	Thunder Wolf Energy Center, LLC	Northern Colorado Holdings, LLC	ESI Energy, LLC	100%
11/15/2022	Neptune Energy Center, LLC	ESI Energy, LLC	Golden Horizon Portfolio, LLC	100%
11/15/2022	Thunder Wolf Energy Center, LLC	ESI Energy, LLC	Golden Horizon Portfolio, LLC	100%
11/16/2022	Clearwater Energy Resources LLC	Clearwater Wind II, LLC	ESI Energy, LLC	20.13%
11/16/2022	Clearwater Energy Resources LLC	ESI Energy, LLC	Clearwater Wind III, LLC	6.80%
11/16/2022	Clearwater Energy Resources LLC	ESI Energy, LLC	Clearwater Wind II, LLC	13.33%
11/30/2022	Longleaf Solar, LLC	SIP SellCo IV, LLC	ESI Energy, LLC	5% Class B
11/30/2022	Longleaf Solar, LLC	ESI Energy, LLC	SIP SellCo III, LLC	5% Class B
11/30/2022	Golden Horizon Portfolio, LLC	Golden Horizon Renewables, LLC	Golden Horizon Funding, LLC	100% Class B
12/1/2022	Mobility Energy Holdings, LLC	DCRBN Ventures, LLC	ESI Energy, LLC	100%
12/1/2022	Mobility Energy Holdings, LLC	ESI Energy, LLC	DG 1, LLC	100%
12/1/2022	DG Hydrogen, LLC	DG 1, LLC	ESI Energy, LLC	100%
12/5/2022	Clearwater Wind I, LLC	Asher Funding, LLC	Asher, LLC	100%
12/6/2022	GridLiance Western Holdings, LLC	GridLiance Holdco LLC	NextEra Energy Transmission, LLC	100%
12/6/2022	New Hampshire Transmission, LLC	NextEra Energy Transmission, LLC	New Hampshire Transmission Holdings, LLC	100%
12/6/2022	GridLiance Western Holdings, LLC	NextEra Energy Transmission, LLC	NextEra Energy Transmission Holdings, LLC	100%
12/6/2022	Bay Area Transmission Holdings, LLC	NextEra Energy Transmission, LLC	NextEra Energy Transmission Holdings, LLC	100%
12/6/2022	New Hampshire Transmission Holdings,	NextEra Energy Transmission, LLC	NextEra Energy Transmission Holdings, LLC	100%
12/7/2022	Elk City II Wind Funding, LLC	NEP US SellCo, LLC	NextEra Energy Transmission Holdings, LLC	100%
12/7/2022	Sholes Wind Funding, LLC	ESI Energy, LLC	Elk City Sholes Holdings, LLC	100%
12/7/2022	Yellow Pine Solar, LLC	ESI Energy, LLC	Elk City Sholes Holdings, LLC	100%
12/7/2022	Southwest Wind, LLC	Southwest Wind Class A Holdings, LLC	Emerald Breeze Holdings, LLC	100%
12/7/2022	Southwest Wind, LLC	ESI Energy, LLC	ESI Energy, LLC	100% Class A
12/7/2022	Emerald Breeze Holdings, LLC	Emerald Breeze Funding, LLC	Elk City II Wind Funding, LLC	100% Class A
12/7/2022	Emerald Breeze Holdings, LLC	ESI Energy, LLC	ESI Energy, LLC	100% Class A
12/14/2022	Sac County Wind Holdings, LLC	NEP US SellCo II, LLC	NEP US SellCo, LLC	100% Class A
12/14/2022	Emerald Breeze Holdings, LLC	NEP US SellCo, LLC	NextEra Energy Partners Acquisitions, LLC	100% Class B
12/14/2022	Elk City Sholes Holdings, LLC	NEP US SellCo, LLC	NextEra Energy Partners Acquisitions, LLC	100% Class A
12/15/2022	Sac County Wind Holdings, LLC	NextEra Energy Partners Acquisitions, LLC	NextEra Energy Partners Acquisitions, LLC	100% Class B
12/15/2022	Elk City Sholes Holdings, LLC	NextEra Energy Partners Acquisitions, LLC	NEP Renewables Holdings IV, LLC	100% Class B
12/15/2022	Emerald Breeze Holdings, LLC	NextEra Energy Partners Acquisitions, LLC	NEP Renewables Holdings IV, LLC	100% Class B
12/15/2022	Alta Wind Portfolio, LLC	NextEra Energy Partners Acquisitions, LLC	NEP Renewables Holdings IV, LLC	100% Class A
12/15/2022	Nokota Wind Holdings, LLC	NextEra Energy Partners Acquisitions, LLC	NEP Renewables Holdings IV, LLC	100%

Analysis of Diversification Activity
Changes in Corporate Structure

12/15/2022	Dogwood Wind Holdings, LLC	NextEra Energy Partners Acquisitions, LLC	NEP Renewables Holdings IV, LLC	100%
12/15/2022	Golden West Wind Holdings, LLC	NextEra Energy Partners Acquisitions, LLC	NEP Renewables Holdings IV, LLC	100%
12/15/2022	Sac County Wind Holdings, LLC	NEP Renewables Holdings IV, LLC	NEP Renewables IV, LLC	100% Class B
12/15/2022	Eik City Sholes Holdings, LLC	NEP Renewables Holdings IV, LLC	NEP Renewables IV, LLC	100% Class B
12/15/2022	Emerald Breeze Holdings, LLC	NEP Renewables Holdings IV, LLC	NEP Renewables IV, LLC	100% Class A
12/15/2022	Alta Wind Portfolio, LLC	NEP Renewables Holdings IV, LLC	NEP Renewables IV, LLC	100%
12/15/2022	Nokota Wind Holdings, LLC	NEP Renewables Holdings IV, LLC	NEP Renewables IV, LLC	100%
12/15/2022	Dogwood Wind Holdings, LLC	NEP Renewables Holdings IV, LLC	NEP Renewables IV, LLC	100%
12/15/2022	Golden West Wind Holdings, LLC	NEP Renewables Holdings IV, LLC	NEP Renewables IV, LLC	100%
12/15/2022	Golden West Wind Holdings, LLC	NEP Renewables Holdings IV, LLC	NEP Renewables IV, LLC	100%
12/15/2022	McKay Wind Class A Holdings, LLC	McKay Wind Holdings, LLC	ESI Energy, LLC	100%
12/15/2022	McKay Wind Class A Holdings, LLC	ESI Energy, LLC	Rose McKay Wind Holdings, LLC	100%
12/19/2022	Vansycle II Wind LLC	ESI Energy, LLC	Vansycle II Portfolio, LLC	100%
12/19/2022	Chaves County Solar II Holdings, LLC	ESI Energy, LLC	Chaves County Solar II, LLC	100%
12/19/2022	Chaves County Solar II, LLC	Chaves County Solar II Holdings, LLC	Chaves County Solar II, LLC	100%
12/19/2022	Chaves County Solar II, LLC	Chaves County Solar II Holdings, LLC	Chaves County Solar II, LLC	100%
12/21/2023	Foxtrot TE Holdings, LLC	Wind TE Holdings, LLC	ESI Energy, LLC	100%
12/21/2023	Horse Ridge TE Holdings, LLC	Wind TE Holdings, LLC	ESI Energy, LLC	100% Class B
12/21/2023	Vaquero TE Holdings, LLC	Wind TE Holdings, LLC	ESI Energy, LLC	100% Class B
12/21/2023	Whiptail-Majestic Holdings, LLC	Wind TE Holdings, LLC	ESI Energy, LLC	100% Class B
12/21/2023	Foxtrot TE Holdings, LLC	ESI Energy, LLC	Foxtrot TE Portfolio, LLC	100% Class B
12/21/2023	Horse Ridge TE Holdings, LLC	ESI Energy, LLC	Horse Ridge TE Portfolio, LLC	100% Class B
12/21/2023	Vaquero TE Holdings, LLC	ESI Energy, LLC	Vaquero TE Portfolio, LLC	100% Class B
12/21/2023	Whiptail-Majestic Holdings, LLC	ESI Energy, LLC	Whiptail-Majestic Portfolio, LLC	100% Class B
12/27/2022	Vansycle II Portfolio, LLC	Beargrass Wind Holdings, LLC	Beargrass Wind, LLC	100%
12/28/2022	Chaves County Solar II, LLC	ESI Energy, LLC	Turquoise Sky, LLC	100%
12/28/2022	Buena Vista Energy Center, LLC	ESI Energy, LLC	Turquoise Sky, LLC	100%
12/28/2022	Young Wind, LLC	Turquoise Sky Holdings, LLC	Turquoise Sky, LLC	100%
12/29/2022	Inertia Wind Project, LLC	ESI Energy, LLC	Asher, LLC	100%
12/29/2022	Resurgence Solar Portfolio, LLC	Asher Funding, LLC	Asher, LLC	100%
12/29/2022	Walleye Wind, LLC	Asher Funding, LLC	Asher, LLC	100%
12/29/2022	Lacy Creek Wind, LLC	Asher Funding, LLC	Asher, LLC	100%
12/29/2022	Buffalo Ridge Wind, LLC	Asher Funding, LLC	Asher, LLC	100%
12/30/2022	Yellow Pine Solar, LLC	Emerald Breeze Holdings, LLC	Emerald Breeze, LLC	100%
12/30/2022	Southwest Wind Class A Holdings, LLC	Southwest Wind Funding, LLC	Whiptail-Majestic Holdings, LLC	100%
12/30/2022	High Majestic Wind II, LLC	High Majestic II Wind Properties, LLC	Whiptail-Majestic Holdings, LLC	100%
12/30/2022	Foxtrot Wind Class A Holdings, LLC	Foxtrot Wind Holdings, LLC	Foxtrot TE Holdings, LLC	100%
12/30/2022	Vaquero Wind Class A Holdings, LLC	Vaquero Wind Holdings, LLC	Vaquero TE Holdings, LLC	100%
12/30/2022	Horse Ridge Wind Portfolio, LLC	Horse Ridge Wind Funding, LLC	Horse Ridge TE Holdings, LLC	100%
12/30/2022	Horse Ridge Wind Class A Holdings, LLC	Horse Ridge Wind Holdings, LLC	Horse Ridge TE Holdings, LLC	100%

Analysis of Diversification Activity
Changes in Corporate Structure

ENTITIES SOLD

DATE	ENTITY	SELLER	BUYER	INTERESTS
2/16/2022	Arlington Energy Center Portfolio, LLC	Arlington Class A Holdings I, LLC &	JPM Capital Corporation	100.00% Class B
3/1/2022	Kossuth County Wind Class A Holdings, Monument Pipeline, LP	Wisconsin Power and Light Company ARM Monument GP, LLC	Kossuth County Wind Holdings, LLC NET General Partners, LLP NET Pipeline Holdings LLC	100.00% Class B 100% GP Interest 100% LP Interest
5/21/2022	Grant Park Wind Farm, LLC	PBMC Wind Resources, LLC	Grant Park Wind Holdings, LLC	100.00%
6/2/2022	Sunlight Renewables, LLC	Sunlight Renewables Class A Holdings, LLC	Wells Fargo Bank, N.A.	100.00% Class B
10/28/2022	Jupiter-Tequesta A/C, Plumbing & Electric, LLC	HomeServe Skilled Trades, LLC	FPL Energy Services, Inc.	100.00%
11/30/2022	Emerald Breeze, LLC	BAL Investment & Advisory, Inc.	Emerald Breeze Class A Holdings, LLC	100.00% Class B
12/5/2022	Asher, LLC	JPMorgan Chase Bank, N.A.	Asher Class A Holdings, LLC	100.00% Class B
12/15/2022	NEP Renewables IV, LLC	OTPP Beach Borrower, LLC	NEP Renewables Holdings IV, LLC	68.80% Class B
12/16/2022	Kossuth County Wind, LLC	Wells Fargo Bank, N.A.	Kossuth County Wind Class A Holdings, LLC	100.00% Class B
12/29/2022	Golden Horizon Renewables, LLC	Wells Fargo Bank, N.A.	Golden Horizon Class A Holdings, LLC	100.00% Class B
12/29/2022	Turquoise Sky, LLC	Wells Fargo Bank, N.A.	Emerald Breeze, LLC	100.00% Class B

MERGERS

DATE	MERGING ENTITY	MERGED WITH AND INTO
1/10/2022	West Valley Solar, LLC	DG West Valley Solar, LLC
2/4/2022	OYA 2643 Moore Road LLC	DG Empire Sun, LLC
2/4/2022	Jogee Road LLC	DG Empire Sun, LLC
2/21/2022	Sighten, Inc.	EverBright, LLC
5/9/2022	Helios Energy New York 15 LLC	DG Empire Shine, LLC
5/9/2022	Avon Solar Farm, LLC	DG Empire Shine, LLC
6/22/2022	OYA NYS RTE 12 LLC	DG Empire Sun, LLC
6/22/2022	OYA Great Lakes Seaway LLC	DG Empire Sun, LLC
6/22/2022	OYA Blanchard Road 2 LLC	DG Empire Sun, LLC
12/7/2022	Sholes Wind Portfolio, LLC	Sholes Wind Class A Holdings, LLC
12/7/2022	Sholes Wind Holdings, LLC	Sholes Wind Funding, LLC
12/15/2022	McKay Wind Funding, LLC	McKay Wind Holdings, LLC
12/15/2022	McKay Wind Portfolio, LLC	McKay Wind Class A Holdings, LLC

Florida Power & Light Company
Corporate Structure
As of December 31, 2022

NextEra Energy, Inc.

- 700 Universe, LLC (100%; Sole Member)
- EFH Merger Co., LLC (100%; Sole Member)
- FPL Historical Museum, Inc. (100%; Member)
- Florida Power & Light Company (100%; Shareholder)
 - ALDH Realty Holdings, LLC (100%; Sole Member)
 - APOG, LLC (25%; Member)
 - Cedar Bay Generating Company, LLC (100%; Sole Member)
 - FPL Energy Services, Inc. (100%; Shareholder)
 - FPL Readi-Power, LLC (100%; Sole Member)
 - FPL Smart Services, LLC (100%; Sole Member)
 - FPL Enersys, Inc. (100%; Shareholder)
 - FPL Services, LLC (100%; Sole Member)
 - FPL Recovery Funding LLC (100%; Sole Member)
 - GR Woodford Properties, LLC (100%; Sole Member)
 - Gulf Power Economic Development Fund, Inc. (100%; Member)
 - KPB Financial Corp. (100%; Shareholder)
 - Palm Power LLC (100%; Sole Member)
 - Indiantown Cogeneration, L.P. (40.05%; General Partner)
 - Indiantown Cogeneration Funding Corporation (100%; Shareholder)
 - Indiantown Project Investment Partnership, L.P. (24.81%; General Partner)
 - Indiantown Cogeneration, L.P. (19.95%; General Partner)
 - Indiantown Cogeneration Funding Corporation (100%; Shareholder)
 - Thaleia, LLC (100%; Sole Member)
 - Indiantown Cogeneration, L.P. (40%; Limited Partner)
 - Indiantown Cogeneration Funding Corporation (100%; Shareholder)
 - Indiantown Project Investment Partnership, L.P. (75.19%; Limited Partner)
 - Indiantown Cogeneration, L.P. (19.95%; General Partner)
 - Indiantown Cogeneration Funding Corporation (100%; Shareholder)
 - Parcel 5A Property Owners Association, Inc. (100%; Member)
 - Pivotal Utility Holdings, Inc. (100%; Shareholder)
 - Private Fuel Storage L.L.C. (12.5%; Member)
- NEE Acquisition Sub I, LLC (100%; Sole Member)
- NextEra Energy Capital Holdings, Inc. (100%; Shareholder)
 - Alandco Inc. (100%; Shareholder)
 - Data Center Logistics, LLC (100%; Sole Member)
 - EMB Investments, Inc. (100%; Shareholder)
 - FN Investments, LLC (100%; Sole Member)
 - FPL Investments, LLC (100%; Sole Member)
 - NextCity Networks Holdings, LLC (100%; Sole Member)
 - NextCity Networks Colorado, LLC (100%; Sole Member)
 - NextCity Networks Georgia, LLC (100%; Sole Member)
 - NextCity Networks Michigan, LLC (100%; Sole Member)
 - NextCity Networks Oklahoma, LLC (100%; Sole Member)
 - NextCity Networks Pennsylvania, LLC (100%; Sole Member)
 - NextCity Networks Texas, LLC (100%; Sole Member)
 - NextCity Networks, LLC (100%; Sole Member)
 - NextEra Energy Equipment Leasing, LLC (100%; Sole Member)
 - NextEra Energy Resources, LLC (100%; Sole Member)
 - BAC Investment Corp. (100%; Shareholder)
 - Common Unit Holdings, LLC (100%; Sole Member)
 - NextEra Energy Partners, LP (0.348%; Limited Partner)
 - NextEra Energy Operating Partners GP, LLC (100%; Sole Member)
 - NextEra Energy Operating Partners, LP (100%; General Partner)
 - NextEra Energy US Partners Holdings, LLC (100%; Sole Member)
 - GR Bage (NEP), LLC (100%; Sole Member)
 - Genesis Purchaser Holdings, LLC (100%; Sole Member)

Genesis Purchaser, LLC (100%; Sole Member)
Genesis Solar Funding Holdings, LLC (100%; Sole Member)
Genesis Solar Funding, LLC (100%; Sole Member)
Genesis Solar Holdings, LLC (100%; Class A Tax Equity Member)
Elk City Wind, LLC (100%; Sole Member)
Genesis Solar, LLC (100%; Sole Member)
NextEra Desert Center Blythe, LLC (50%; Member)
Golden Plains Class A Holdings, LLC (100%; Sole Member)
Golden Plains, LLC (100%; Class A Member)
Baldwin Wind Energy, LLC (100%; Sole Member)
Northern Colorado Wind Energy Center II, LLC (100%; Sole Member)
Northern Colorado Interconnect, LLC (12.9%; Member)
Northern Colorado Wind Energy Center, LLC (100%; Sole Member)
Northern Colorado Interconnect, LLC (87.1%; Managing Member)
Wilmot Energy Center, LLC (100%; Sole Member)
Pine Brooke Class A Holdings, LLC (40%; Member)
Pine Brooke, LLC (100%; Class A Tax Equity Member)
Blue Summit III Wind, LLC (100%; Sole Member)
Blue Summit Interconnection, LLC (25%; Member)
Harmony Florida Solar, LLC (100%; Sole Member)
Ponderosa Wind, LLC (100%; Sole Member)
Saint Solar, LLC (100%; Sole Member)
Sanford Airport Solar, LLC (100%; Sole Member)
Soldier Creek Wind, LLC (100%; Sole Member)
Taylor Creek Solar, LLC (100%; Sole Member)
NextEra Energy Partners Acquisitions, LLC (100%; Sole Member)
Baldwin Wind, LLC (100%; Sole Member)
Bayhawk Wind Portfolio, LLC (100%; Sole Member)
Bayhawk Wind Holdings, LLC (100%; Sole Member)
Bayhawk Wind, LLC (100%; Class A Member)
Cedar Bluff Wind, LLC (100%; Sole Member)
Golden Hills Wind, LLC (100%; Sole Member)
Golden Hills Interconnection, LLC (67.6%; Managing Member)
Coram Portfolio II, LLC (100%; Sole Member)
Tusk Wind Holdings V, LLC (100%; Sole Member)
RET Coram Tehachapi Wind GP, LLC (100%; Sole Member)
Coram California Development, L.P. (0.01%; General Partner)
RET Tehachapi Wind Development, LLC (100%; Sole Member)
Coram California Development, L.P. (99.99%; Limited Partner)
Coram Portfolio, LLC (100%; Sole Member)
Tusk Wind Holdings IV, LLC (100%; Sole Member)
Coram Energy LLC (100%; Sole Member)
Coram Tehachapi, LLC (100%; Sole Member)
HW CA Holdings, LLC (100%; Member)
High Winds, LLC (100%; Sole Member)
Javelina Wind Funding, LLC (100%; Sole Member)
Javelina Wind Energy Holdings, LLC (100%; Class A Tax Equity Member)
Javelina Wind Energy, LLC (100%; Sole Member)
Javelina Interconnection, LLC (55%; Managing Member)
Mammoth Plains Wind Project Holdings, LLC (100%; Sole Member)
Mammoth Plains Wind Project, LLC (100%; Class A Member)
Meadowlark Wind, LLC (100%; Sole Member)
NEP Renewables Holdings II, LLC (100%; Sole Member)
NEP Renewables II, LLC (100%; Managing Member)

Ashtabula Wind II, LLC (100%; Sole Member)
Ashtabula Wind III, LLC (100%; Sole Member)
FPL Energy Vansycle L.L.C. (100%; Sole Member)
Garden Wind, LLC (100%; Sole Member)
Perrin Ranch Wind, LLC (100%; Sole Member)
Rosmar Portfolio, LLC (100%; Sole Member)
 Rosmar Holdings, LLC (100%; Member)
 Marshall Solar, LLC (100%; Sole Member)
 Roswell Solar, LLC (100%; Sole Member)
 Roswell Solar Holdings, LLC (100%; Sole Member)
SSSS Holdings, LLC (100%; Sole Member)
 Silver State South Solar, LLC (49.99%; Managing Member)
 Silver State Solar Power South, LLC (100%; Sole Member)
Tuscola Bay Wind, LLC (100%; Sole Member)
White Oak Energy Holdings, LLC (100%; Sole Member)
 White Oak Energy LLC (100%; Sole Member)
NEP Renewables Holdings III, LLC (100%; Sole Member)
NEP Renewables III, LLC (50%; Class B Member)
 Star Moon Holdings, LLC (100%; Class A Member)
 Moonlight Bay Class A Holdings, LLC (100%; Sole Member)
 Moonlight Bay Renewables, LLC (100%; Class A Member)
 Dodge Flat Solar, LLC (100%; Sole Member)
 Elora Solar, LLC (100%; Sole Member)
 Fish Springs Ranch Solar, LLC (100%; Sole Member)
 Little Blue Wind Project, LLC (100%; Sole Member)
 Minco Wind Energy III, LLC (100%; Sole Member)
 Minco IV & V Interconnection, LLC (27.04%; Managing
 Member)
 White Mesa Wind, LLC (100%; Sole Member)
 Stargrass Class A Holdings, LLC (100%; Sole Member)
 Stargrass, LLC (100%; Class A Member)
 Borderlands Wind, LLC (100%; Sole Member)
 Borderlands Wind Holdings, LLC (100%; Sole Member)
 Cool Springs Solar, LLC (100%; Sole Member)
 Ensign Wind Energy, LLC (100%; Sole Member)
 Hubbard Wind, LLC (100%; Sole Member)
 Irish Creek Wind, LLC (100%; Sole Member)
 Quinebaug Solar, LLC (100%; Sole Member)
 Quitman II Solar, LLC (100%; Sole Member)
NEP Renewables III, LLC (100%; Class A Member)
 Star Moon Holdings, LLC (100%; Class A Member)
 Moonlight Bay Class A Holdings, LLC (100%; Sole Member)
 Moonlight Bay Renewables, LLC (100%; Class A Member)
 Dodge Flat Solar, LLC (100%; Sole Member)
 Elora Solar, LLC (100%; Sole Member)
 Fish Springs Ranch Solar, LLC (100%; Sole Member)
 Little Blue Wind Project, LLC (100%; Sole Member)
 Minco Wind Energy III, LLC (100%; Sole Member)
 Minco IV & V Interconnection, LLC (27.04%; Managing
 Member)
 White Mesa Wind, LLC (100%; Sole Member)
 Stargrass Class A Holdings, LLC (100%; Sole Member)
 Stargrass, LLC (100%; Class A Member)
 Borderlands Wind, LLC (100%; Sole Member)
 Borderlands Wind Holdings, LLC (100%; Sole Member)
 Cool Springs Solar, LLC (100%; Sole Member)
 Ensign Wind Energy, LLC (100%; Sole Member)
 Hubbard Wind, LLC (100%; Sole Member)

Irish Creek Wind, LLC (100%; Sole Member)
 Quinebaug Solar, LLC (100%; Sole Member)
 Quitman II Solar, LLC (100%; Sole Member)
 NEP Renewables Holdings IV, LLC (100%; Sole Member)
 NEP Renewables IV, LLC (100%; Class A Member)
 Alta Wind Portfolio, LLC (100%; Sole Member)
 Tusk Wind Holdings, LLC (100%; Sole Member)
 Alta Wind VIII, LLC (100%; Sole Member)
 Dogwood Wind Holdings, LLC (100%; Sole Member)
 Dogwood Wind, LLC (100%; Class A Tax Equity Member)
 Oliver Wind III, LLC (100%; Sole Member)
 Osborn Wind Energy, LLC (100%; Sole Member)
 Elk City Sholes Holdings, LLC (100%; Class B Member)
 Elk City II Wind Funding, LLC (100%; Sole Member)
 Southwest Wind, LLC (100%; Class A Tax Equity Member)
 Elk City Renewables II, LLC (100%; Sole Member)
 Sholes Wind Funding, LLC (100%; Sole Member)
 Sholes Wind Class A Holdings, LLC (100%; Sole Member)
 Sholes Wind, LLC (100%; Class A Member)
 Emerald Breeze Holdings, LLC (100%; Class A Member)
 Emerald Breeze Class A Holdings, LLC (100%; Sole Member)
 Emerald Breeze, LLC (100%; Class A Member)
 Appaloosa Run Wind, LLC (100%; Sole Member)
 Great Prairie Wind, LLC (100%; Sole Member)
 Yellow Pine Solar, LLC (100%; Sole Member)
 Yellow Pine Solar Interconnect, LLC (50%; Managing Member)
 Golden West Wind Holdings, LLC (100%; Sole Member)
 Golden West Power Partners, LLC (100%; Class A Tax Equity Member)
 Nokota Wind Holdings, LLC (100%; Sole Member)
 Nokota Wind, LLC (100%; Class A Tax Equity Member)
 Brady Wind II, LLC (100%; Sole Member)
 Brady Interconnection, LLC (50%; Member)
 Brady Wind, LLC (100%; Sole Member)
 Brady Interconnection, LLC (50%; Managing Member)
 Sac County Wind Holdings, LLC (100%; Class B Member)
 Sac County Wind Class A Holdings, LLC (100%; Class A Member)
 Sac County Wind, LLC (100%; Class A Member)
 NEP Renewables IV, LLC (31.2%; Class B Member)
 Alta Wind Portfolio, LLC (100%; Sole Member)
 Tusk Wind Holdings, LLC (100%; Sole Member)
 Alta Wind VIII, LLC (100%; Sole Member)
 Dogwood Wind Holdings, LLC (100%; Sole Member)
 Dogwood Wind, LLC (100%; Class A Tax Equity Member)
 Oliver Wind III, LLC (100%; Sole Member)
 Osborn Wind Energy, LLC (100%; Sole Member)
 Elk City Sholes Holdings, LLC (100%; Class B Member)
 Elk City II Wind Funding, LLC (100%; Sole Member)
 Southwest Wind, LLC (100%; Class A Tax Equity Member)
 Elk City Renewables II, LLC (100%; Sole Member)
 Sholes Wind Funding, LLC (100%; Sole Member)
 Sholes Wind Class A Holdings, LLC (100%; Sole Member)
 Sholes Wind, LLC (100%; Class A Member)
 Emerald Breeze Holdings, LLC (100%; Class A Member)
 Emerald Breeze Class A Holdings, LLC (100%; Sole Member)
 Emerald Breeze, LLC (100%; Class A Member)
 Appaloosa Run Wind, LLC (100%; Sole Member)

Great Prairie Wind, LLC (100%; Sole Member)
Yellow Pine Solar, LLC (100%; Sole Member)
Yellow Pine Solar Interconnect, LLC (50%; Managing Member)
Golden West Wind Holdings, LLC (100%; Sole Member)
Golden West Power Partners, LLC (100%; Class A Tax Equity Member)
Nokota Wind Holdings, LLC (100%; Sole Member)
Nokota Wind, LLC (100%; Class A Tax Equity Member)
Brady Wind II, LLC (100%; Sole Member)
Brady Interconnection, LLC (50%; Member)
Brady Wind, LLC (100%; Sole Member)
Brady Interconnection, LLC (50%; Managing Member)
Sac County Wind Holdings, LLC (100%; Class B Member)
Sac County Wind Class A Holdings, LLC (100%; Class A Member)
Sac County Wind, LLC (100%; Class A Member)
NEP Renewables Holdings, LLC (100%; Sole Member)
NEP Renewables, LLC (100%; Sole Member)
Breckinridge Wind Class A Holdings, LLC (100%; Sole Member)
Breckinridge Wind Project, LLC (100%; Class A Tax Equity Member)
Carousel Wind Holdings, LLC (100%; Sole Member)
Carousel Wind Farm, LLC (100%; Class A Tax Equity Member)
Monarch Wind Holdings, LLC (100%; Sole Member)
Monarch Wind, LLC (100%; Class A Tax Equity Member)
Javelina Wind Holdings II, LLC (100%; Sole Member)
Javelina Wind Energy II, LLC (100%; Sole Member)
Javelina Interconnection, LLC (45%; Member)
Rush Springs Wind Energy, LLC (100%; Sole Member)
Mountain View Solar Holdings, LLC (100%; Sole Member)
Mountain View Solar, LLC (100%; Sole Member)
Pacific Plains Wind Class A Holdings, LLC (100%; Sole Member)
Pacific Plains Wind, LLC (100%; Class A Tax Equity Member)
Cottonwood Wind Project Holdings, LLC (100%; Sole Member)
Cottonwood Wind Project, LLC (100%; Sole Member)
Golden Hills North Wind, LLC (100%; Sole Member)
Golden Hills Interconnection, LLC (32.4%; Member)
NextEra Energy Bluff Point, LLC (100%; Sole Member)
NextEra Desert Sunlight Holdings, LLC (99.8%; Member)
Desert Sunlight Investment Holdings, LLC (50%; Managing Member)
Desert Sunlight Holdings, LLC (100%; Sole Member)
Desert Sunlight 250, LLC (100%; Sole Member)
Desert Sunlight 300, LLC (100%; Sole Member)
Nutmeg Solar Holdings, LLC (33.3%; Member)
Nutmeg Solar, LLC (100%; Sole Member)
Palomino Wind Holdings, LLC (100%; Sole Member)
Palomino Wind, LLC (100%; Class A Tax Equity Member)
Kingman Wind Energy I, LLC (100%; Sole Member)
Kingman Wind Energy II, LLC (100%; Sole Member)
Prairie View Wind Holdings, LLC (100%; Sole Member)
Ninnescah Wind Energy LLC (100%; Sole Member)
Sac County Wind Holdings, LLC (100%; Class A Member)
Sac County Wind Class A Holdings, LLC (100%; Class A Member)
Sac County Wind, LLC (100%; Class A Member)
Seiling Wind Investments, LLC (100%; Sole Member)
Seiling Wind Holdings, LLC (100%; Sole Member)
Seiling Wind Portfolio, LLC (100%; Class A Tax Equity Member)
Seiling Wind II, LLC (100%; Sole Member)

Seiling Wind Interconnection Services, LLC (33%; Member)
Seiling Wind, LLC (100%; Sole Member)
Seiling Wind Interconnection Services, LLC (67%; Managing Member)
Shaw Creek Solar Holdings, LLC (33.3%; Member)
Shaw Creek Solar, LLC (100%; Sole Member)
Solar Holdings Portfolio 12, LLC (100%; Class C Member)
DG Portfolio 2019 Holdings, LLC (100%; Sole Member)
DG Portfolio 2019, LLC (100%; Sole Member)
DG Amaze, LLC (100%; Sole Member)
DG California Solar, LLC (100%; Sole Member)
DG Colorado Solar, LLC (100%; Sole Member)
DG LF Solar, LLC (100%; Sole Member)
DG Minnesota CSG 1, LLC (100%; Sole Member)
DG Minnesota CSG, LLC (100%; Sole Member)
DG New Jersey Solar, LLC (100%; Sole Member)
DG New York Solar, LLC (100%; Sole Member)
DG Northeast Solar, LLC (100%; Sole Member)
DG SUNY Solar 1, LLC (100%; Sole Member)
DG Southwest Solar Portfolio 2019, LLC (100%; Sole Member)
HL Solar LLC (100%; Sole Member)
DG Waipio, LLC (100%)
Pacific Energy Solutions LLC (100%; Sole Member)
W2 Solar Holdings, LLC (100%; Sole Member)
Sierra Solar Funding, LLC (100%; Sole Member)
Sierra Solar Holdings, LLC (100%; Sole Member)
Westside Solar, LLC (100%; Sole Member)
Whitney Point Solar, LLC (100%; Sole Member)
Southwest Solar Holdings, LLC (100%; Member)
Hatch Solar Energy Center I LLC (100%; Sole Member)
Sunlight Renewables Holdings, LLC (100%; Class A Member)
Sunlight Renewables Class A Holdings, LLC (100%; Sole Member)
Sunlight Renewables, LLC (100%; Class A Member)
Sunlight Storage, LLC (100%; Sole Member)
Windstar Portfolio, LLC (100%; Sole Member)
Tusk Wind Holdings II, LLC (100%)
Windstar Energy, LLC (100%; Sole Member)
NextEra Energy Partners Constructors, LLC (100%; Sole Member)
NextEra Energy Partners Solar Acquisitions, LLC (100%; Sole Member)
Adelanto CA II, LLC (100%; Sole Member)
Adelanto Solar Funding, LLC (50.01%; Member)
Adelanto Solar Holdings, LLC (100%; Sole Member)
Adelanto Solar II, LLC (100%; Sole Member)
Adelanto Solar, LLC (100%; Sole Member)
McCoy CA II, LLC (100%; Sole Member)
McCoy Solar Holdings, LLC (50.01%; Member)
McCoy Solar Funding, LLC (100%; Sole Member)
McCoy Solar, LLC (100%; Sole Member)
NextEra Desert Center Blythe, LLC (50%; Member)
NextEra Energy Partners Ventures, LLC (100%; Sole Member)
NEP DC Holdings, LLC (100%; Sole Member)
Dos Caminos, LLC (50%; Member)
NET Holdings Management, LLC (100%; Sole Member)
NextEra Energy Partners Pipelines Holdings, LLC (100%; Sole Member)
NextEra Energy Partners Pipelines, LLC (100%; Managing Member)
Meade Pipeline Investment Holdings, LLC (100%; Sole Member)
Meade Pipeline Investment, LLC (100%; Sole Member)
Meade Pipeline Co LLC (75%; Managing Member)

Redwood Meade Pipeline, LLC (100%; Sole Member)
Redwood Midstream, LLC (90%; Managing Member)
Redwood Meade Midstream MPC, LLC (100%; Sole Member)
Meade Pipeline Co LLC (15%; Member)
River Road Interests LLC (100%; Sole Member)
Meade Pipeline Co LLC (10%; Member)
Redwood Midstream, LLC (10%; Member)
Redwood Meade Midstream MPC, LLC (100%; Sole Member)
Meade Pipeline Co LLC (15%; Member)
River Road Interests LLC (100%; Sole Member)
Meade Pipeline Co LLC (10%; Member)
South Texas Midstream Holdings, LLC (100%; Sole Member)
South Texas Midstream, LLC (100%; Class A Member)
NET Midstream, LLC (100%; Sole Member)
NET General Partners, LLC (100%; Sole Member)
Eagle Ford Midstream, LP (0.1%; General Partner)
LaSalle Pipeline, LP (0.1%; General Partner)
Mission Natural Gas Company, LP (0.1%; General Partner)
Mission Valley Pipeline Company, LP (0.1%; General Partner)
NET Mexico Pipeline, LP (0.1%; General Partner)
NET Mexico Pipeline Partners, LLC (90%; Member)
Red Gate Pipeline, LP (0.1%; General Partner)
South Shore Pipeline L.P. (0.1%; General Partner)
NET Pipeline Holdings LLC (100%; Sole Member)
Eagle Ford Midstream, LP (99.9%; Limited Partner)
LaSalle Pipeline, LP (99.9%; Limited Partner)
Mission Natural Gas Company, LP (99.9%; Limited Partner)
Mission Valley Pipeline Company, LP (99.9%; Limited Partner)
NET Mexico Pipeline, LP (99.9%; Limited Partner)
NET Mexico Pipeline Partners, LLC (90%; Member)
Red Gate Pipeline, LP (99.9%; Limited Partner)
South Shore Pipeline L.P. (99.9%; Limited Partner)
Northern Colorado Wind Energy, LLC (100%; Sole Member)
Palo Duro Wind Portfolio, LLC (100%; Sole Member)
Palo Duro Wind Project Holdings, LLC (100%; Sole Member)
Palo Duro Wind Energy, LLC (100%; Class A Tax Equity Member)
Palo Duro Wind Interconnection Services, LLC (88%; Managing Member)
Shafter Solar Portfolio, LLC (100%; Sole Member)
Shafter Solar Holdings, LLC (100%; Sole Member)
Shafter Solar, LLC (100%; Sole Member)
Tusk Wind Holdings III, LLC (100%; Sole Member)
Granite Reliable Power, LLC (100%; Sole Member)
NextEra Energy Operating Partners, LP (46.242%; Limited Partner)
NextEra Energy US Partners Holdings, LLC (100%; Sole Member)
GR Bage (NEP), LLC (100%; Sole Member)
Genesis Purchaser Holdings, LLC (100%; Sole Member)
Genesis Purchaser, LLC (100%; Sole Member)
Genesis Solar Funding Holdings, LLC (100%; Sole Member)
Genesis Solar Funding, LLC (100%; Sole Member)
Genesis Solar Holdings, LLC (100%; Class A Tax Equity Member)
Elk City Wind, LLC (100%; Sole Member)
Genesis Solar, LLC (100%; Sole Member)
NextEra Desert Center Blythe, LLC (50%; Member)
Golden Plains Class A Holdings, LLC (100%; Sole Member)
Golden Plains, LLC (100%; Class A Member)
Baldwin Wind Energy, LLC (100%; Sole Member)
Northern Colorado Wind Energy Center II, LLC (100%; Sole

Member)

- Northern Colorado Interconnect, LLC (12.9%; Member)
- Northern Colorado Wind Energy Center, LLC (100%; Sole Member)
- Northern Colorado Interconnect, LLC (87.1%; Managing Member)
- Wilmot Energy Center, LLC (100%; Sole Member)
- Pine Brooke Class A Holdings, LLC (40%; Member)
- Pine Brooke, LLC (100%; Class A Tax Equity Member)
- Blue Summit III Wind, LLC (100%; Sole Member)
- Blue Summit Interconnection, LLC (25%; Member)
- Harmony Florida Solar, LLC (100%; Sole Member)
- Ponderosa Wind, LLC (100%; Sole Member)
- Saint Solar, LLC (100%; Sole Member)
- Sanford Airport Solar, LLC (100%; Sole Member)
- Soldier Creek Wind, LLC (100%; Sole Member)
- Taylor Creek Solar, LLC (100%; Sole Member)
- NextEra Energy Partners Acquisitions, LLC (100%; Sole Member)
- Baldwin Wind, LLC (100%; Sole Member)
- Bayhawk Wind Portfolio, LLC (100%; Sole Member)
- Bayhawk Wind Holdings, LLC (100%; Sole Member)
- Bayhawk Wind, LLC (100%; Class A Member)
- Cedar Bluff Wind, LLC (100%; Sole Member)
- Golden Hills Wind, LLC (100%; Sole Member)
- Golden Hills Interconnection, LLC (67.6%; Managing Member)
- Coram Portfolio II, LLC (100%; Sole Member)
- Tusk Wind Holdings V, LLC (100%; Sole Member)
- RET Coram Tehachapi Wind GP, LLC (100%; Sole Member)
- Coram California Development, L.P. (0.01%; General Partner)
- RET Tehachapi Wind Development, LLC (100%; Sole Member)
- Coram California Development, L.P. (99.99%; Limited Partner)
- Coram Portfolio, LLC (100%; Sole Member)
- Tusk Wind Holdings IV, LLC (100%; Sole Member)
- Coram Energy LLC (100%; Sole Member)
- Coram Tehachapi, LLC (100%; Sole Member)
- HW CA Holdings, LLC (100%; Member)
- High Winds, LLC (100%; Sole Member)
- Javelina Wind Funding, LLC (100%; Sole Member)
- Javelina Wind Energy Holdings, LLC (100%; Class A Tax Equity Member)
- Javelina Wind Energy, LLC (100%; Sole Member)
- Javelina Interconnection, LLC (55%; Managing Member)
- Mammoth Plains Wind Project Holdings, LLC (100%; Sole Member)
- Mammoth Plains Wind Project, LLC (100%; Class A Member)
- Meadowlark Wind, LLC (100%; Sole Member)
- NEP Renewables Holdings II, LLC (100%; Sole Member)
- NEP Renewables II, LLC (100%; Managing Member)
- Ashtabula Wind II, LLC (100%; Sole Member)
- Ashtabula Wind III, LLC (100%; Sole Member)
- FPL Energy Vansycle L.L.C. (100%; Sole Member)
- Garden Wind, LLC (100%; Sole Member)
- Perrin Ranch Wind, LLC (100%; Sole Member)
- Rosmar Portfolio, LLC (100%; Sole Member)
- Rosmar Holdings, LLC (100%; Member)
- Marshall Solar, LLC (100%; Sole Member)
- Roswell Solar, LLC (100%; Sole Member)
- Roswell Solar Holdings, LLC (100%; Sole Member)
- SSSS Holdings, LLC (100%; Sole Member)

Silver State South Solar, LLC (49.99%; Managing Member)
 Silver State Solar Power South, LLC (100%; Sole Member)
 Tuscola Bay Wind, LLC (100%; Sole Member)
 White Oak Energy Holdings, LLC (100%; Sole Member)
 White Oak Energy LLC (100%; Sole Member)
 NEP Renewables Holdings III, LLC (100%; Sole Member)
 NEP Renewables III, LLC (50%; Class B Member)
 Star Moon Holdings, LLC (100%; Class A Member)
 Moonlight Bay Class A Holdings, LLC (100%; Sole Member)
 Moonlight Bay Renewables, LLC (100%; Class A Member)
 Dodge Flat Solar, LLC (100%; Sole Member)
 Elora Solar, LLC (100%; Sole Member)
 Fish Springs Ranch Solar, LLC (100%; Sole Member)
 Little Blue Wind Project, LLC (100%; Sole Member)
 Minco Wind Energy III, LLC (100%; Sole Member)
 Minco IV & V Interconnection, LLC (27.04%; Managing Member)
 White Mesa Wind, LLC (100%; Sole Member)
 Stargrass Class A Holdings, LLC (100%; Sole Member)
 Stargrass, LLC (100%; Class A Member)
 Borderlands Wind, LLC (100%; Sole Member)
 Borderlands Wind Holdings, LLC (100%; Sole Member)
 Cool Springs Solar, LLC (100%; Sole Member)
 Ensign Wind Energy, LLC (100%; Sole Member)
 Hubbard Wind, LLC (100%; Sole Member)
 Irish Creek Wind, LLC (100%; Sole Member)
 Quinebaug Solar, LLC (100%; Sole Member)
 Quitman II Solar, LLC (100%; Sole Member)
 NEP Renewables III, LLC (100%; Class A Member)
 Star Moon Holdings, LLC (100%; Class A Member)
 Moonlight Bay Class A Holdings, LLC (100%; Sole Member)
 Moonlight Bay Renewables, LLC (100%; Class A Member)
 Dodge Flat Solar, LLC (100%; Sole Member)
 Elora Solar, LLC (100%; Sole Member)
 Fish Springs Ranch Solar, LLC (100%; Sole Member)
 Little Blue Wind Project, LLC (100%; Sole Member)
 Minco Wind Energy III, LLC (100%; Sole Member)
 Minco IV & V Interconnection, LLC (27.04%; Managing Member)
 White Mesa Wind, LLC (100%; Sole Member)
 Stargrass Class A Holdings, LLC (100%; Sole Member)
 Stargrass, LLC (100%; Class A Member)
 Borderlands Wind, LLC (100%; Sole Member)
 Borderlands Wind Holdings, LLC (100%; Sole Member)
 Cool Springs Solar, LLC (100%; Sole Member)
 Ensign Wind Energy, LLC (100%; Sole Member)
 Hubbard Wind, LLC (100%; Sole Member)
 Irish Creek Wind, LLC (100%; Sole Member)
 Quinebaug Solar, LLC (100%; Sole Member)
 Quitman II Solar, LLC (100%; Sole Member)
 NEP Renewables Holdings IV, LLC (100%; Sole Member)
 NEP Renewables IV, LLC (100%; Class A Member)
 Alta Wind Portfolio, LLC (100%; Sole Member)
 Tusk Wind Holdings, LLC (100%; Sole Member)
 Alta Wind VIII, LLC (100%; Sole Member)
 Dogwood Wind Holdings, LLC (100%; Sole Member)
 Dogwood Wind, LLC (100%; Class A Tax Equity Member)
 Oliver Wind III, LLC (100%; Sole Member)
 Osborn Wind Energy, LLC (100%; Sole Member)

Elk City Sholes Holdings, LLC (100%; Class B Member)
 Elk City II Wind Funding, LLC (100%; Sole Member)
 Southwest Wind, LLC (100%; Class A Tax Equity Member)
 Elk City Renewables II, LLC (100%; Sole Member)
 Sholes Wind Funding, LLC (100%; Sole Member)
 Sholes Wind Class A Holdings, LLC (100%; Sole Member)
 Sholes Wind, LLC (100%; Class A Member)
Emerald Breeze Holdings, LLC (100%; Class A Member)
 Emerald Breeze Class A Holdings, LLC (100%; Sole Member)
 Emerald Breeze, LLC (100%; Class A Member)
 Appaloosa Run Wind, LLC (100%; Sole Member)
 Great Prairie Wind, LLC (100%; Sole Member)
 Yellow Pine Solar, LLC (100%; Sole Member)
 Yellow Pine Solar Interconnect, LLC (50%; Managing Member)
Golden West Wind Holdings, LLC (100%; Sole Member)
 Golden West Power Partners, LLC (100%; Class A Tax Equity Member)
Nokota Wind Holdings, LLC (100%; Sole Member)
 Nokota Wind, LLC (100%; Class A Tax Equity Member)
 Brady Wind II, LLC (100%; Sole Member)
 Brady Interconnection, LLC (50%; Member)
 Brady Wind, LLC (100%; Sole Member)
 Brady Interconnection, LLC (50%; Managing Member)
Sac County Wind Holdings, LLC (100%; Class B Member)
 Sac County Wind Class A Holdings, LLC (100%; Class A Member)
 Sac County Wind, LLC (100%; Class A Member)
NEP Renewables IV, LLC (31.2%; Class B Member)
 Alta Wind Portfolio, LLC (100%; Sole Member)
 Tusk Wind Holdings, LLC (100%; Sole Member)
 Alta Wind VIII, LLC (100%; Sole Member)
Dogwood Wind Holdings, LLC (100%; Sole Member)
 Dogwood Wind, LLC (100%; Class A Tax Equity Member)
 Oliver Wind III, LLC (100%; Sole Member)
 Osborn Wind Energy, LLC (100%; Sole Member)
Elk City Sholes Holdings, LLC (100%; Class B Member)
 Elk City II Wind Funding, LLC (100%; Sole Member)
 Southwest Wind, LLC (100%; Class A Tax Equity Member)
 Elk City Renewables II, LLC (100%; Sole Member)
 Sholes Wind Funding, LLC (100%; Sole Member)
 Sholes Wind Class A Holdings, LLC (100%; Sole Member)
 Sholes Wind, LLC (100%; Class A Member)
Emerald Breeze Holdings, LLC (100%; Class A Member)
 Emerald Breeze Class A Holdings, LLC (100%; Sole Member)
 Emerald Breeze, LLC (100%; Class A Member)
 Appaloosa Run Wind, LLC (100%; Sole Member)
 Great Prairie Wind, LLC (100%; Sole Member)
 Yellow Pine Solar, LLC (100%; Sole Member)
 Yellow Pine Solar Interconnect, LLC (50%; Managing Member)
Golden West Wind Holdings, LLC (100%; Sole Member)
 Golden West Power Partners, LLC (100%; Class A Tax Equity Member)
Nokota Wind Holdings, LLC (100%; Sole Member)
 Nokota Wind, LLC (100%; Class A Tax Equity Member)
 Brady Wind II, LLC (100%; Sole Member)
 Brady Interconnection, LLC (50%; Member)
 Brady Wind, LLC (100%; Sole Member)
 Brady Interconnection, LLC (50%; Managing Member)
Sac County Wind Holdings, LLC (100%; Class B Member)

Sac County Wind Class A Holdings, LLC (100%; Class A Member)
Sac County Wind, LLC (100%; Class A Member)
NEP Renewables Holdings, LLC (100%; Sole Member)
NEP Renewables, LLC (100%; Sole Member)
Breckinridge Wind Class A Holdings, LLC (100%; Sole Member)
Breckinridge Wind Project, LLC (100%; Class A Tax Equity Member)
Carousel Wind Holdings, LLC (100%; Sole Member)
Carousel Wind Farm, LLC (100%; Class A Tax Equity Member)
Monarch Wind Holdings, LLC (100%; Sole Member)
Monarch Wind, LLC (100%; Class A Tax Equity Member)
Javelina Wind Holdings II, LLC (100%; Sole Member)
Javelina Wind Energy II, LLC (100%; Sole Member)
Javelina Interconnection, LLC (45%; Member)
Rush Springs Wind Energy, LLC (100%; Sole Member)
Mountain View Solar Holdings, LLC (100%; Sole Member)
Mountain View Solar, LLC (100%; Sole Member)
Pacific Plains Wind Class A Holdings, LLC (100%; Sole Member)
Pacific Plains Wind, LLC (100%; Class A Tax Equity Member)
Cottonwood Wind Project Holdings, LLC (100%; Sole Member)
Cottonwood Wind Project, LLC (100%; Sole Member)
Golden Hills North Wind, LLC (100%; Sole Member)
Golden Hills Interconnection, LLC (32.4%; Member)
NextEra Energy Bluff Point, LLC (100%; Sole Member)
NextEra Desert Sunlight Holdings, LLC (99.8%; Member)
Desert Sunlight Investment Holdings, LLC (50%; Managing Member)
Desert Sunlight Holdings, LLC (100%; Sole Member)
Desert Sunlight 250, LLC (100%; Sole Member)
Desert Sunlight 300, LLC (100%; Sole Member)
Nutmeg Solar Holdings, LLC (33.3%; Member)
Nutmeg Solar, LLC (100%; Sole Member)
Palomino Wind Holdings, LLC (100%; Sole Member)
Palomino Wind, LLC (100%; Class A Tax Equity Member)
Kingman Wind Energy I, LLC (100%; Sole Member)
Kingman Wind Energy II, LLC (100%; Sole Member)
Prairie View Wind Holdings, LLC (100%; Sole Member)
Ninnescah Wind Energy LLC (100%; Sole Member)
Sac County Wind Holdings, LLC (100%; Class A Member)
Sac County Wind Class A Holdings, LLC (100%; Class A Member)
Sac County Wind, LLC (100%; Class A Member)
Seiling Wind Investments, LLC (100%; Sole Member)
Seiling Wind Holdings, LLC (100%; Sole Member)
Seiling Wind Portfolio, LLC (100%; Class A Tax Equity Member)
Seiling Wind II, LLC (100%; Sole Member)
Seiling Wind Interconnection Services, LLC (33%; Member)
Seiling Wind, LLC (100%; Sole Member)
Seiling Wind Interconnection Services, LLC (67%; Managing Member)
Shaw Creek Solar Holdings, LLC (33.3%; Member)
Shaw Creek Solar, LLC (100%; Sole Member)
Solar Holdings Portfolio 12, LLC (100%; Class C Member)
DG Portfolio 2019 Holdings, LLC (100%; Sole Member)
DG Portfolio 2019, LLC (100%; Sole Member)
DG Amaze, LLC (100%; Sole Member)
DG California Solar, LLC (100%; Sole Member)
DG Colorado Solar, LLC (100%; Sole Member)
DG LF Solar, LLC (100%; Sole Member)
DG Minnesota CSG 1, LLC (100%; Sole Member)
DG Minnesota CSG, LLC (100%; Sole Member)

DG New Jersey Solar, LLC (100%; Sole Member)
 DG New York Solar, LLC (100%; Sole Member)
 DG Northeast Solar, LLC (100%; Sole Member)
 DG SUNY Solar 1, LLC (100%; Sole Member)
 DG Southwest Solar Portfolio 2019, LLC (100%; Sole Member)
 HL Solar LLC (100%; Sole Member)
 DG Waipio, LLC (100%)
 Pacific Energy Solutions LLC (100%; Sole Member)
 W2 Solar Holdings, LLC (100%; Sole Member)
 Sierra Solar Funding, LLC (100%; Sole Member)
 Sierra Solar Holdings, LLC (100%; Sole Member)
 Westside Solar, LLC (100%; Sole Member)
 Whitney Point Solar, LLC (100%; Sole Member)
 Southwest Solar Holdings, LLC (100%; Member)
 Hatch Solar Energy Center I LLC (100%; Sole Member)
 Sunlight Renewables Holdings, LLC (100%; Class A Member)
 Sunlight Renewables Class A Holdings, LLC (100%; Sole Member)
 Sunlight Renewables, LLC (100%; Class A Member)
 Sunlight Storage, LLC (100%; Sole Member)
 Windstar Portfolio, LLC (100%; Sole Member)
 Tusk Wind Holdings II, LLC (100%)
 Windstar Energy, LLC (100%; Sole Member)
 NextEra Energy Partners Constructors, LLC (100%; Sole Member)
 NextEra Energy Partners Solar Acquisitions, LLC (100%; Sole Member)
 Adelanto CA II, LLC (100%; Sole Member)
 Adelanto Solar Funding, LLC (50.01%; Member)
 Adelanto Solar Holdings, LLC (100%; Sole Member)
 Adelanto Solar II, LLC (100%; Sole Member)
 Adelanto Solar, LLC (100%; Sole Member)
 McCoy CA II, LLC (100%; Sole Member)
 McCoy Solar Holdings, LLC (50.01%; Member)
 McCoy Solar Funding, LLC (100%; Sole Member)
 McCoy Solar, LLC (100%; Sole Member)
 NextEra Desert Center Blythe, LLC (50%; Member)
 NextEra Energy Partners Ventures, LLC (100%; Sole Member)
 NEP DC Holdings, LLC (100%; Sole Member)
 Dos Caminos, LLC (50%; Member)
 NET Holdings Management, LLC (100%; Sole Member)
 NextEra Energy Partners Pipelines Holdings, LLC (100%; Sole Member)
 NextEra Energy Partners Pipelines, LLC (100%; Managing Member)
 Meade Pipeline Investment Holdings, LLC (100%; Sole Member)
 Meade Pipeline Investment, LLC (100%; Sole Member)
 Meade Pipeline Co LLC (75%; Managing Member)
 Redwood Meade Pipeline, LLC (100%; Sole Member)
 Redwood Midstream, LLC (90%; Managing Member)
 Redwood Meade Midstream MPC, LLC (100%; Sole Member)
 Meade Pipeline Co LLC (15%; Member)
 River Road Interests LLC (100%; Sole Member)
 Meade Pipeline Co LLC (10%; Member)
 Redwood Midstream, LLC (10%; Member)
 Redwood Meade Midstream MPC, LLC (100%; Sole Member)
 Meade Pipeline Co LLC (15%; Member)
 River Road Interests LLC (100%; Sole Member)
 Meade Pipeline Co LLC (10%; Member)
 South Texas Midstream Holdings, LLC (100%; Sole Member)
 South Texas Midstream, LLC (100%; Class A Member)
 NET Midstream, LLC (100%; Sole Member)

NET General Partners, LLC (100%; Sole Member)
 Eagle Ford Midstream, LP (0.1%; General Partner)
 LaSalle Pipeline, LP (0.1%; General Partner)
 Mission Natural Gas Company, LP (0.1%; General Partner)
 Mission Valley Pipeline Company, LP (0.1%; General Partner)
 NET Mexico Pipeline, LP (0.1%; General Partner)
 NET Mexico Pipeline Partners, LLC (90%; Member)
 Red Gate Pipeline, LP (0.1%; General Partner)
 South Shore Pipeline L.P. (0.1%; General Partner)
NET Pipeline Holdings LLC (100%; Sole Member)
 Eagle Ford Midstream, LP (99.9%; Limited Partner)
 LaSalle Pipeline, LP (99.9%; Limited Partner)
 Mission Natural Gas Company, LP (99.9%; Limited Partner)
 Mission Valley Pipeline Company, LP (99.9%; Limited Partner)
 NET Mexico Pipeline, LP (99.9%; Limited Partner)
 NET Mexico Pipeline Partners, LLC (90%; Member)
 Red Gate Pipeline, LP (99.9%; Limited Partner)
 South Shore Pipeline L.P. (99.9%; Limited Partner)
Northern Colorado Wind Energy, LLC (100%; Sole Member)
Palo Duro Wind Portfolio, LLC (100%; Sole Member)
 Palo Duro Wind Project Holdings, LLC (100%; Sole Member)
 Palo Duro Wind Energy, LLC (100%; Class A Tax Equity Member)
 Palo Duro Wind Interconnection Services, LLC (88%; Managing Member)
Shafter Solar Portfolio, LLC (100%; Sole Member)
 Shafter Solar Holdings, LLC (100%; Sole Member)
 Shafter Solar, LLC (100%; Sole Member)
Tusk Wind Holdings III, LLC (100%; Sole Member)
 Granite Reliable Power, LLC (100%; Sole Member)
ESI Energy, LLC (100%; Sole Member)
 Adams County Wind Holdings, LLC (100%; Sole Member)
 Adams County Wind, LLC (100%; Sole Member)
Amber Waves Wind, LLC (100%; Sole Member)
Amite Solar, LLC (100%; Sole Member)
Antelope Gap Wind, LLC (100%; Sole Member)
Anticline Wind Holdings, LLC (100%; Sole Member)
 Anticline Wind, LLC (100%; Sole Member)
Apple Tree Knot, LLC (100%; Sole Member)
Appleseed Solar, LLC (100%; Sole Member)
Aries Solar Holding, LLC (100%; Sole Member)
 Joshua Tree Solar Farm, LLC (100%; Sole Member)
 San Jacinto Solar 14.5, LLC (100%; Sole Member)
 San Jacinto Solar 5.5, LLC (100%; Sole Member)
 Shafter Solar SellCo, LLC (100%; Sole Member)
Arlington Energy Center I, LLC (100%; Sole Member)
Arlington III Class A Holdings I, LLC (100%; Sole Member)
 Arlington Portfolio III, LLC (67%; Member)
 Arlington Energy Center III, LLC (100%; Sole Member)
 Arlington Solar, LLC (39%; Member)
Arlington III Class A Holdings II, LLC (100%; Sole Member)
 Arlington Portfolio III, LLC (33%; Member)
 Arlington Energy Center III, LLC (100%; Sole Member)
 Arlington Solar, LLC (39%; Member)
Arlington Portfolio II, LLC (100%; Sole Member)
 Arlington Holdings II, LLC (100%; Sole Member)
 Arlington Class A Holdings I, LLC (100%; Sole Member)
 Arlington Energy Center Portfolio, LLC (50%; Class A Member)
 Arlington Energy Center II, LLC (100%; Sole Member)

Arlington Solar, LLC (61%; Managing Member)
 Arlington Class A Holdings II, LLC (100%; Sole Member)
 Arlington Energy Center Portfolio, LLC (50%; Class A Member)
 Arlington Energy Center II, LLC (100%; Sole Member)
 Arlington Solar, LLC (61%; Managing Member)
 Asher Funding, LLC (100%; Sole Member)
 Asher Portfolio, LLC (100%; Sole Member)
 Asher Class A Holdings, LLC (100%; Sole Member)
 Asher, LLC (100%; Class A Member)
 Buffalo Ridge Wind, LLC (100%; Sole Member)
 Clearwater Wind I, LLC (100%; Sole Member)
 Clearwater Energy Resources LLC (46.67%; Managing Member)
 Inertia Wind Project, LLC (100%; Sole Member)
 Lacy Creek Wind, LLC (100%; Sole Member)
 Resurgence Solar Portfolio, LLC (100%; Sole Member)
 Resurgence Solar I, LLC (100%; Sole Member)
 Resurgence Solar II, LLC (100%; Sole Member)
 Walleye Wind, LLC (100%; Sole Member)
 Ashtabula Wind IV, LLC (100%; Sole Member)
 Avocet Solar, LLC (100%; Sole Member)
 BTAC Holdingz, LLC (100%; Sole Member)
 Babbitt Ranch Energy Center, LLC (100%; Sole Member)
 Battery Testing and Modeling, LLC (100%; Sole Member)
 Baxley Solar, LLC (100%; Sole Member)
 Bayhawk Wind Funding, LLC (100%; Sole Member)
 Bayhawk Wind SellCo, LLC (100%; Sole Member)
 Beargrass Wind Holdings, LLC (100%; Sole Member)
 Beargrass Wind Class A Holdings, LLC (100%; Sole Member)
 Beargrass Wind, LLC (100%; Class A Member)
 Blue Summit I Wind, LLC (100%; Sole Member)
 Blue Summit Interconnection, LLC (25%; Managing Member)
 Day County Wind I, LLC (100%; Sole Member)
 High Majestic Wind I, LLC (100%; Sole Member)
 High Majestic Interconnection Services, LLC (50%; Member)
 Minco Wind I, LLC (100%; Sole Member)
 Minco Wind Interconnection Services, LLC (50%; Member)
 Vansycle II Portfolio, LLC (100%; Sole Member)
 Vansycle II Wind, LLC (100%; Sole Member)
 Weatherford Wind, LLC (100%; Sole Member)
 Wolf Ridge Wind Energy, LLC (100%; Sole Member)
 Day County Wind, LLC (100%; Sole Member)
 Beauregard Solar, LLC (100%; Sole Member)
 Beech Hill Solar, LLC (100%; Sole Member)
 Beecher Solar, LLC (100%; Sole Member)
 Beechwood Split, LLC (100%; Sole Member)
 Bell Ridge Solar, LLC (100%; Sole Member)
 Bellefonte Solar, LLC (100%; Sole Member)
 Bellflower-Lenoir Solar, LLC (100%; Sole Member)
 Belvoir Ranch Wind, LLC (100%; Sole Member)
 Benton Solar, LLC (100%; Sole Member)
 Birmingham Energy Storage, LLC (100%; Sole Member)
 Bison Wind Investments, LLC (100%; Sole Member)
 Bison Wind Portfolio, LLC (100%; Sole Member)
 Bison Wind Holdings, LLC (100%; Sole Member)
 Bison Wind, LLC (100%; Sole Member)
 FPL Energy Burleigh County Wind, LLC (100%; Sole Member)
 FPL Energy Cowboy Wind, LLC (100%; Sole Member)

Black Hill Point Energy Center, LLC (100%; Sole Member)
Black Water Tea, LLC (100%; Sole Member)
Blackburn Solar, LLC (100%; Sole Member)
Blazing Trail Wind I, LLC (100%; Sole Member)
Blazing Trail Wind II, LLC (100%; Sole Member)
Blue Granite Development, LLC (100%; Sole Member)
Blue Indigo Solar, LLC (100%; Sole Member)
Blue Iris Wind Portfolio, LLC (100%; Sole Member)
 Blue Iris Wind Holdings, LLC (100%; Sole Member)
 Blue Iris Wind, LLC (100%; Sole Member)
 Lee North, LLC (100%; Sole Member)
 FPL Energy Illinois Wind, LLC (100%; Sole Member)
 North Sky River Energy, LLC (100%; Sole Member)
 Red Mesa Wind Investments, LLC (100%; Sole Member)
 Red Mesa Wind, LLC (100%; Sole Member)
 Tuscola Wind II, LLC (100%; Sole Member)
Blue Ridge Solar, LLC (100%; Sole Member)
Blue Summit Wind III Funding, LLC (100%; Sole Member)
Blue Wind Holdings, LLC (100%; Sole Member)
 Big Blue Nebraska Wind, LLC (100%; Sole Member)
 Panama Wind, LLC (100%; Sole Member)
Bluebell Solar Funding II, LLC (100%; Sole Member)
 Bluebell Solar Holdings II, LLC (100%; Sole Member)
 Bluebell Solar Class A Holdings II, LLC (100%; Class A Member)
 Bluebell Solar II, LLC (100%; Class A Member)
 Capricorn Bell Interconnection, LLC (25%; Member)
Bluestar Solar, LLC (100%; Sole Member)
Blythe Energy Storage 110, LLC (100%; Sole Member)
Blythe Energy Storage II, LLC (100%; Sole Member)
Blythe Energy Storage III, LLC (100%; Sole Member)
Blythe IV Storage, LLC (100%; Sole Member)
Blythe Portfolio II, LLC (100%; Sole Member)
 Blythe Solar Funding II, LLC (100%; Sole Member)
 Blythe Solar Holdings II, LLC (100%; Sole Member)
 Blythe Solar 110, LLC (49.9%; Member)
 NextEra Blythe Solar Energy Center, LLC (25%; Managing Member)
 Blythe Solar II, LLC (49.9%; Member)
 NextEra Blythe Solar Energy Center, LLC (25%; Member)
Blythe Portfolio, LLC (100%; Sole Member)
 Blythe Solar Funding, LLC (100%; Sole Member)
 Blythe Solar Holdings, LLC (100%; Sole Member)
 Blythe Solar 110, LLC (50.1%; Managing Member)
 NextEra Blythe Solar Energy Center, LLC (25%; Managing Member)
 Blythe Solar II, LLC (50.1%; Managing Member)
 NextEra Blythe Solar Energy Center, LLC (25%; Member)
Blythe Solar Holdings III-IV, LLC (100%; Sole Member)
Boggy Branch Solar, LLC (100%; Sole Member)
Boulevard Associates, LLC (100%; Sole Member)
Breckinridge Wind Funding, LLC (100%; Sole Member)
 Breckinridge Wind Holdings, LLC (100%; Sole Member)
Brickyard Solar, LLC (100%; Sole Member)
Bright Wind Funding, LLC (100%; Sole Member)
 Bright Wind Holdings, LLC (100%; Sole Member)
 Bright Wind Class A Holdings, LLC (100%; Sole Member)
 Bright Wind, LLC (5%; Class A Member)
 Pegasus Wind, LLC (100%; Sole Member)
 Skeleton Creek Wind, LLC (100%; Sole Member)

Bright Wind Portfolio, LLC (100%; Sole Member)
 Bright Wind, LLC (95%; Class A Member)
 Pegasus Wind, LLC (100%; Sole Member)
 Skeleton Creek Wind, LLC (100%; Sole Member)
Brokaw Solar, LLC (100%; Sole Member)
Bronson Solar, LLC (100%; Sole Member)
Brooker Trail Solar, LLC (100%; Sole Member)
Buena Vista Energy Center II, LLC (100%; Sole Member)
Buffalo Jump Wind, LLC (100%; Sole Member)
Buffalo Ridge Wind Energy, LLC (100%; Sole Member)
Bullfrog Creek Solar, LLC (100%; Sole Member)
Campbell Creek Energy Center, LLC (100%)
Canyon Wind Holdings, LLC (100%; Sole Member)
 Canyon Wind Energy, LLC (100%; Sole Member)
 Canyon Wind Farm, LLC (100%; Sole Member)
Canyon Wind II, LLC (100%; Sole Member)
Capon Solar, LLC (100%; Sole Member)
Capricorn Ridge Power Seller, LLC (100%; Sole Member)
Capricorn Ridge Wind Holdings, LLC (100%; Sole Member)
 Capricorn Ridge Wind II, LLC (100%; Sole Member)
 Capricorn Ridge Wind, LLC (100%; Sole Member)
Cardinal Solar, LLC (100%; Sole Member)
Carol Renewable Energy Holdings, LLC (100%; Sole Member)
 Carol Renewable Energy, LLC (100%; Sole Member)
Carpenter Creek Wind, LLC (100%; Sole Member)
Cattle Ridge Wind Holdings, LLC (100%; Sole Member)
 Cattle Ridge Wind Farm, LLC (100%; Sole Member)
Cattle Run, LLC (100%; Sole Member)
Cavalry Energy Center Holdings, LLC (100%; Sole Member)
 Cavalry Energy Center, LLC (100%; Sole Member)
Cedar River Transmission, LLC (100%; Sole Member)
Cedar Springs Wind Holdings, LLC (100%; Sole Member)
 Cedar Springs Transmission LLC (100%; Sole Member)
Central Midway Funding, LLC (100%; Sole Member)
 Central Midway Holdings, LLC (100%; Sole Member)
 Central Midway Class A Holdings, LLC (100%; Sole Member)
 Central Midway, LLC (100%; Class A Member)
 Farmington Solar, LLC (100%; Sole Member)
 Heartland Divide Wind II, LLC (100%; Sole Member)
 Niyol Wind, LLC (100%; Sole Member)
 Point Beach Solar, LLC (100%; Sole Member)
 Route 66 Solar Energy Center, LLC (100%; Sole Member)
 Route 66 Solar Holdings, LLC (100%; Sole Member)
 SR Wind Holdings, LLC (100%; Sole Member)
 Sky River Wind, LLC (100%; Sole Member)
 Wheatridge Solar Portfolio, LLC (100%; Sole Member)
 Wheatridge Solar Energy Center, LLC (100%; Sole Member)
 Wheatridge Interconnection, LLC (7.04%; Member)
Cereal City Solar, LLC (100%; Sole Member)
Cherry Ridge Solar, LLC (100%; Sole Member)
Cheyenne Wind Holdings, LLC (100%; Sole Member)
 Cheyenne Wind, LLC (100%; Sole Member)
Chickadee Energy Center, LLC (100%; Sole Member)
Chicot Solar Holdings, LLC (100%; Class C Member)
 Chicot Solar, LLC (100%; Sole Member)
Chicot Solar Holdings, LLC (100%; Class A Member)
 Chicot Solar, LLC (100%; Sole Member)

Chugwater Wind, LLC (100%; Sole Member)
Cimarron Wind Energy Holdings, LLC (100%; Sole Member)
 Cimarron Wind Energy Holdings II, LLC (100%; Sole Member)
 Cimarron Wind Energy, LLC (1%; Member)
 Cimarron Wind Energy, LLC (99%; Managing Member)
Circleville Solar, LLC (100%; Sole Member)
Clay County Solar, LLC (100%; Sole Member)
Clean Energy Marketing and Insights, LLC (100%; Sole Member)
Clearwater Wind East, LLC (100%; Sole Member)
Clearwater Wind Holdings, LLC (100%; Sole Member)
Clearwater Wind II, LLC (100%; Sole Member)
 Clearwater Energy Resources LLC (40%; Member)
Clearwater Wind III, LLC (100%; Sole Member)
 Clearwater Energy Resources LLC (13.33%; Member)
Clinton County Wind, LLC (100%; Sole Member)
Clover Creek Holdings, LLC (100%; Sole Member)
Coastal Prairie Solar, LLC (100%; Sole Member)
Collins Energy Center, LLC (100%; Sole Member)
Colwich Solar, LLC (100%; Sole Member)
Compadre Energy Storage, LLC (100%; Sole Member)
Compadre Solar, LLC (100%; Sole Member)
Cottonmouth Ranch Solar, LLC (100%; Sole Member)
County Line Solar, LLC (100%; Sole Member)
Crowder Wind, LLC (100%; Sole Member)
Crowned Ridge Wind III, LLC (100%; Sole Member)
Crystal Lake Wind II, LLC (100%; Sole Member)
Crystal Lake Wind III, LLC (100%; Sole Member)
Cypress Solar Energy, LLC (100%; Sole Member)
DCRBN Ventures, LLC (100%; Sole Member)
 DCRBN Ventures Development & Acquisition, LLC (100%; Sole Member)
Data Center Investments, LLC (100%; Sole Member)
 DCI Operating Co. 1, LLC (100%; Sole Member)
 DCI Operating Co. 2, LLC (100%; Sole Member)
 Safanad DC I LLC (85%; Member)
 Austin Enterprise DC LLC (100%; Sole Member)
 Charlotte Enterprise, LLC (100%; Sole Member)
 Houston Enterprise DC, LLC (100%; Sole Member)
 Safanad DC II LLC (100%; Sole Member)
 TZ Capital Holdings, LLC (100%; Sole Member)
 Copper Plains LLC (50%; Member)
 TZRC LLC (50%; Member)
 TZRC Horse Hollow LLC (100%; Sole Member)
 TZRC King Mountain LLC (100%; Sole Member)
 TZRC Mining LLC (100%; Sole Member)
 TZ Real Estate Holdings, LLC (100%; Sole Member)
EverBright R1, LLC (100%; Sole Member)
EverBright R2, LLC (100%; Sole Member)
Golden Cypress Home Class A Holdings, LLC (100%; Sole Member)
 Golden Cypress Home Financing, LLC (100%; Sole Member)
 Golden Cypress Home, LLC (100%; Sole Member)
Residential Energy Holdings, LLC (100%; Sole Member)
 EBBB Holdings, LLC (100%; Sole Member)
 EverBright, LLC (1%; Member)
 EBBB Portfolio, LLC (100%; Sole Member)
 EverBright, LLC (99%; Managing Member)
 EBBB Portfolio, LLC (100%; Sole Member)
DG 1, LLC (100%; Sole Member)

DG 1 Acquisition Co., LLC (100%; Sole Member)
Bauer Community Solar LLC (100%; Sole Member)
DG AMP Solar, LLC (100%; Sole Member)
DG Adams Road, LLC (100%; Sole Member)
DG Alameda Solar, LLC (100%; Sole Member)
DG Amaze New Jersey, LLC (100%; Sole Member)
DG Camden, LLC (100%; Sole Member)
DG Central 1, LLC (100%; Sole Member)
DG Central Holdings, LLC (100%; Sole Member)
DG Gamma, LLC (100%; Sole Member)
DG Hydra, LLC (100%; Sole Member)
DG Illinois BTM, LLC (100%; Sole Member)
DG Arboretum, LLC (100%; Sole Member)
DG East St Louis BTM, LLC (100%; Sole Member)
DG Hartford BTM, LLC (100%; Sole Member)
DG Roxana BTM, LLC (100%; Sole Member)
DG Penwell North, LLC (100%; Sole Member)
DG Regulus, LLC (100%; Sole Member)
DG Central NJ Solar, LLC (100%; Sole Member)
North Brunswick Solar LLC (100%; Sole Member)
DG Cherry Hill, LLC (100%; Sole Member)
DG Clean Energy Solutions, LLC (100%; Sole Member)
DG Columbus Jackson Pike, LLC (100%; Sole Member)
DG Columbus Solar, LLC (100%; Sole Member)
DG Columbus Southerly, LLC (100%; Sole Member)
DG Connecticut Solar II, LLC (100%; Sole Member)
DG Fairleigh, LLC (100%; Sole Member)
DG GSA Solar, LLC (100%; Sole Member)
GSA Solar, LLC (100%; Sole Member)
DG Illinois CS, LLC (100%; Sole Member)
DG East St Louis CS, LLC (100%; Sole Member)
DG Harlem, LLC (100%; Sole Member)
DG Pontiac, LLC (100%; Sole Member)
DG Richmond, LLC (100%; Sole Member)
DG Roxana CS, LLC (100%; Sole Member)
DG Sand Prairie, LLC (100%; Sole Member)
DG Illinois Solar, LLC (100%; Sole Member)
DG Jamboree, LLC (100%; Sole Member)
DG Linden New Jersey, LLC (100%; Sole Member)
DG MAC Holdings, LLC (100%; Sole Member)
DG Maine CS, LLC (100%; Sole Member)
DG West River, LLC (100%; Sole Member)
Lincoln Mill Solar, LLC (100%; Sole Member)
Solar Round Pond, LLC (100%; Sole Member)
Youland Solar Barrel, LLC (100%; Sole Member)
DG Massachusetts CS, LLC (100%; Sole Member)
Spencer Solar Farm, LLC (100%; Sole Member)
DG Meridian Solar, LLC (100%; Sole Member)
DG Minnesota CS II, LLC (100%; Sole Member)
DG NE Holdings, LLC (100%; Sole Member)
DG NF Northeast 1, LLC (100%; Sole Member)
DG NF West 1, LLC (100%; Sole Member)
DG NH Seabrook, LLC (100%; Sole Member)
DG New Jersey CS, LLC (100%; Sole Member)
DG New Jersey K Int Rooftop CS, LLC (100%; Sole Member)
DG New Jersey MSP CS, LLC (100%; Sole Member)
DG New Jersey THP Rooftop CS, LLC (100%; Sole Member)

DG New Mexico CS, LLC (100%; Sole Member)
DG New York CS, LLC (100%; Sole Member)
 DG Carr Road, LLC (100%; Sole Member)
 DG County Line, LLC (100%; Sole Member)
 DG Eagle Creek, LLC (100%; Sole Member)
 DG Gaines, LLC (100%; Sole Member)
 DG Kendall, LLC (100%; Sole Member)
 DG Kenmore, LLC (100%; Sole Member)
 DG Kirkland, LLC (100%; Sole Member)
 DG Lake Road, LLC (100%; Sole Member)
 DG LeRay, LLC (100%; Sole Member)
 DG Memphis, LLC (100%; Sole Member)
 DG Moorman Creek, LLC (100%; Sole Member)
 DG NY Collamer, LLC (100%; Sole Member)
 DG New York CS III, LLC (100%; Sole Member)
 DG New York CS IV, LLC (100%; Sole Member)
 DG New York CS V, LLC (100%; Sole Member)
 DG Niagara, LLC (100%; Sole Member)
 DG Oak Orchard, LLC (100%; Sole Member)
 DG Oriskany Airport, LLC (100%; Sole Member)
 DG Orleans, LLC (100%; Sole Member)
 DG Riley Road, LLC (100%; Sole Member)
 DG Royalton, LLC (100%; Sole Member)
 DG Townline, LLC (100%; Sole Member)
 DG Troupsburg, LLC (100%; Sole Member)
 DG VEMV, LLC (100%; Sole Member)
 Catskill View Solar, LLC (100%; Sole Member)
 Claverack Creek Solar, LLC (100%; Sole Member)
 Herrington Solar, LLC (100%; Sole Member)
 Mohawk View Solar, LLC (100%; Sole Member)
 Van Epps Solar, LLC (100%; Sole Member)
DG Waterport, LLC (100%; Sole Member)
DG Wheatfield II, LLC (100%; Sole Member)
Finchville Tpke LLC (100%; Sole Member)
Helios Energy New York 13 LLC (100%; Sole Member)
Helios Energy New York 2 LLC (100%; Sole Member)
Helios Energy New York 9 LLC (100%; Sole Member)
Lower Road II LLC (100%; Sole Member)
Lower Road III LLC (100%; Sole Member)
McMullen Road LLC (100%; Sole Member)
NSF Coventry Site 2, LLC (100%; Sole Member)
NSF Coventry Site 3, LLC (100%; Sole Member)
NSF Enfield Site 1, LLC (100%; Sole Member)
NSF Enfield Site 2, LLC (100%; Shareholder)
NSF Enfield Site 3, LLC (100%; Shareholder)
NSF Torrey Site 1, LLC (100%; Sole Member)
NSF Torrey Site 2, LLC (100%; Sole Member)
NSF Torrey Site 3, LLC (100%; Sole Member)
Pocatello Road LLC (100%; Sole Member)
Rush Solar Farm 1, LLC (100%; Sole Member)
Ticon Solar, LLC (100%; Sole Member)
Trousdale Solar II, LLC (100%; Sole Member)
Trousdale Solar, LLC (100%; Sole Member)
DG North Brunswick Solar II, LLC (100%; Sole Member)
DG Northeast 2020 Holdings, LLC (100%; Sole Member)
 Sturbridge Road Solar Farm, LLC (100%; Sole Member)
DG Northeast Solar II, LLC (100%; Sole Member)

DG Northeast Solar III, LLC (100%; Sole Member)
DG Ohio CS, LLC (100%; Sole Member)
 DG Fawn Lake, LLC (100%; Sole Member)
 DG Mill Branch, LLC (100%; Sole Member)
DG Oregon CS I, LLC (100%; Sole Member)
DG Outback Acres Solar, LLC (100%; Sole Member)
DG Portfolio 2021 Holdings, LLC (100%; Sole Member)
 DG Portfolio 2021, LLC (100%; Sole Member)
 DG Connecticut Solar III, LLC (100%; Sole Member)
 DG Harvest Solar, LLC (100%; Sole Member)
 DG LF Portfolio 2020, LLC (100%; Sole Member)
 DG Massachusetts CS 2021, LLC (100%; Sole Member)
 DG Minnesota CS 2021, LLC (100%; Sole Member)
 DG New York CS II, LLC (100%; Sole Member)
 DG Empire Bright, LLC (100%; Sole Member)
 NSF Angelica Site 1, LLC (100%; Sole Member)
 NSF Angelica Site 2, LLC (100%; Sole Member)
 NSF Angelica Site 3, LLC (100%; Sole Member)
 NSF Angelica Site 4, LLC (100%; Sole Member)
 DG Empire Shine, LLC (100%; Sole Member)
 DG Empire Sun, LLC (100%; Sole Member)
 DG West Valley Solar, LLC (100%; Sole Member)
 DG Northeast 21, LLC (100%; Sole Member)
 DG West 2021, LLC (100%; Sole Member)
 Orbit Bloom Energy, LLC (100%; Sole Member)
 Wallingford Renewable Energy LLC (100%; Sole Member)
DG Rhode Island Solar, LLC (100%; Sole Member)
DG SB Portfolio, LLC (100%; Sole Member)
 DG SB Holdings, LLC (100%; Sole Member)
 Solar Breakers LLC (100%; Sole Member)
DG Spartan Solar, LLC (100%; Sole Member)
DG Vermont Solar, LLC (100%; Sole Member)
 DG Bella II, LLC (100%; Sole Member)
 DG Halladay I, LLC (100%; Sole Member)
 DG Halladay II, LLC (100%; Sole Member)
DG Virginia CS, LLC (100%; Sole Member)
 DG Colonial, LLC (100%; Sole Member)
 DG Revolution, LLC (100%; Sole Member)
DG West 1, LLC (100%; Sole Member)
 DG Rodeo Solar, LLC (100%; Sole Member)
 Java Solar, LLC (100%; Sole Member)
DG West Holdings, LLC (100%; Sole Member)
 DG Kern Ridge, LLC (100%; Sole Member)
 DG Lana'i, LLC (100%; Sole Member)
 DG San Ardo, LLC (100%; Sole Member)
DG Willowbrook, LLC (100%; Sole Member)
DG Woodbury Solar, LLC (100%; Sole Member)
NextEra DG QOF Holdco, LLC (100%; Sole Member)
 NextEra Qualified Opportunity Fund DG, LLC (1%; Managing Member)
 NextEra Energy DG Qualified Opportunity Zone Business, LLC (99%;
 Member)
 237 State Route 96 Site 1, LLC (100%; Sole Member)
 237 State Route 96 Site 2, LLC (100%; Sole Member)
NextEra Energy DG Qualified Opportunity Zone Business, LLC (1%; Managing
 Member)
 237 State Route 96 Site 1, LLC (100%; Sole Member)
 237 State Route 96 Site 2, LLC (100%; Sole Member)
NextEra Qualified Opportunity Fund DG, LLC (99%; Member)

NextEra Energy DG Qualified Opportunity Zone Business, LLC (99%; Member)
 237 State Route 96 Site 1, LLC (100%; Sole Member)
 237 State Route 96 Site 2, LLC (100%; Sole Member)
Old Mill Holdings, LLC (100%; Sole Member)
 Old Mill Solar, LLC (99%; Managing Member)
Old Mill Solar Partners, LLC (100%; Sole Member)
 Old Mill Solar, LLC (1%; Member)
SCP 5 LLC (100%; Sole Member)
SCP 65 LLC (100%; Sole Member)
SCP 71 LLC (100%; Sole Member)
SCP 73 LLC (100%; Sole Member)
SCP 75 LLC (100%; Sole Member)
SCP 76 LLC (100%; Sole Member)
SCP 77 LLC (100%; Sole Member)
SCP 81 LLC (100%; Sole Member)
SEC HSD Solar One, LLC (100%; Sole Member)
Smart Energy Capital, LLC (100%; Sole Member)
 Lakeco Holding, LLC (100%; Sole Member)
 SEC Amherst Solar One, LLC (100%; Sole Member)
 SEC ESSD Solar One, LLC (100%; Sole Member)
 SEC MC Solar One, LLC (100%; Sole Member)
 SEC PASD Solar One, LLC (100%; Sole Member)
 SEC SUSD Solar One, LLC (100%; Sole Member)
TES Cove Solar 23 LLC (100%; Sole Member)
TES Sports Solar 23 LLC (100%; Sole Member)
UniEnergy Properties II, LLC (100%; Sole Member)
DG BOT Engineering & Construction, LLC (100%; Sole Member)
DG BOT O&M Services, LLC (100%; Sole Member)
DG Build Transfer Holdings, LLC (100%; Sole Member)
 DG Blooming Grove Solar, LLC (100%; Sole Member)
 Gentry Solar, LLC (100%; Sole Member)
 Lowell Solar, LLC (100%; Sole Member)
DG CHP Holdings, LLC (100%; Sole Member)
 DG CHP NJ I, LLC (100%; Sole Member)
 DG CHP NJ II, LLC (100%; Sole Member)
DG Concession Holdings, LLC (100%; Sole Member)
 Gator Campus Energy, LLC (100%; Sole Member)
DG Development & Acquisition, LLC (100%; Sole Member)
DG Fuel Cell, LLC (100%; Sole Member)
DG Investment Holdings, LLC (100%; Sole Member)
DG Portfolio Acquisition, LLC (100%; Sole Member)
DG Project Construction Co., LLC (100%; Sole Member)
Linear DG, LLC (100%; Sole Member)
 DG Linear West I, LLC (100%; Sole Member)
 DG MSPG KR, LLC (100%; Sole Member)
Mobility Energy Holdings, LLC (100%; Sole Member)
 Greenlane Infrastructure, LLC (33.33%; Member)
 eIQ Mobility, Inc. (100%; Shareholder)
Poseidon SW Holdings, LLC (100%; Sole Member)
 Sustainable Water Holdings LLC (100%; Sole Member)
 Aquei Development WRF FM Drive LLC (100%; Sole Member)
 Aquei Operating Company LLC (100%; Sole Member)
 Aquei Technologies LLC (100%; Sole Member)
 DG North Carolina WaterHub, LLC (100%; Sole Member)
 DG Texas WaterHub II, LLC (100%; Sole Member)
 DG Texas WaterHub, LLC (100%; Sole Member)
 Piedmont Waterhub, LLC (100%; Sole Member)

Sustainable Water Consultants, LLC (100%; Sole Member)
Texas WaterHub, LLC (100%; Sole Member)
Virginia WaterHub, LLC (100%; Sole Member)
Day County Wind II, LLC (100%; Sole Member)
Decatur Solar Energy Center, LLC (100%; Sole Member)
Declaration Energy Center, LLC (100%; Sole Member)
Descendant Ranch Energy Center, LLC (100%; Sole Member)
Desert Peak Energy Storage I, LLC (100%; Sole Member)
Desert Peak Energy Center, LLC (81.25%; Managing Member)
Desert Peak Energy Storage II, LLC (100%; Sole Member)
Desert Peak Energy Center, LLC (18.75%; Member)
Desert Peak Energy Storage III, LLC (100%; Sole Member)
Diamondback Solar, LLC (100%; Sole Member)
Diver Solar, LLC (100%; Sole Member)
Dodge County Wind, LLC (100%; Sole Member)
Dogwood Wind Funding II, LLC (100%; Sole Member)
Dogwood-Newberry Solar, LLC (100%; Sole Member)
Dooly Solar, LLC (100%; Sole Member)
Dothan Solar, LLC (100%; Sole Member)
Dry Lake East Energy Center, LLC (100%; Sole Member)
Duane Arnold Solar Holdings, LLC (100%; Sole Member)
Duane Arnold Solar, LLC (100%; Sole Member)
Duane Arnold Solar III, LLC (100%; Sole Member)
Duane Arnold Solar V, LLC (100%; Sole Member)
Dunn Wind, LLC (100%; Sole Member)
Dunns Bridge Holdings II, LLC (100%; Sole Member)
Dunns Bridge Energy Storage, LLC (100%; Sole Member)
Dunns Bridge Holdings, LLC (100%; Sole Member)
Dunns Bridge Solar Center, LLC (100%; Sole Member)
Dunns Bridge Solar LLC (100%; Sole Member)
ESI Altamont Acquisitions, Inc. (100%; Shareholder)
Green Ridge Power LLC (100%; Sole Member)
Altamont Infrastructure Company LLC (8.97%; Managing Member)
U. S. Windpower Transmission Corporation (100%; Shareholder)
USW Land Corporation (100%; Shareholder)
ESI Bay Area GP, Inc. (100%; Shareholder)
Windpower Partners 1990, L.P. (1%; General Partner)
Altamont Infrastructure Company LLC (6.74%; Member)
U. S. Windpower Transmission Corporation (100%; Shareholder)
Windpower Partners 1991, L.P. (1%; General Partner)
Altamont Infrastructure Company LLC (11.83%; Member)
U. S. Windpower Transmission Corporation (100%; Shareholder)
KW San Gorgonio Transmission, Inc. (100%; Shareholder)
Windpower Partners 1991-2, L.P. (1%; General Partner)
Altamont Infrastructure Company LLC (13.84%; Member)
U. S. Windpower Transmission Corporation (100%; Shareholder)
Windpower Partners 1992, L.P. (1%; General Partner)
Altamont Infrastructure Company LLC (12.3%; Member)
U. S. Windpower Transmission Corporation (100%; Shareholder)
ESI Bay Area, Inc. (100%; Shareholder)
Windpower Partners 1990, L.P. (99%; Limited Partner)
Altamont Infrastructure Company LLC (6.74%; Member)
U. S. Windpower Transmission Corporation (100%; Shareholder)
Windpower Partners 1991, L.P. (99%; Limited Partner)
Altamont Infrastructure Company LLC (11.83%; Member)
U. S. Windpower Transmission Corporation (100%; Shareholder)
KW San Gorgonio Transmission, Inc. (100%; Shareholder)

Windpower Partners 1991-2, L.P. (99%; Limited Partner)
 Altamont Infrastructure Company LLC (13.84%; Member)
 U. S. Windpower Transmission Corporation (100%; Shareholder)
Windpower Partners 1992, L.P. (99%; Limited Partner)
 Altamont Infrastructure Company LLC (12.3%; Member)
 U. S. Windpower Transmission Corporation (100%; Shareholder)
ESI Mojave LLC (99%; Member)
ESI Mojave, Inc. (100%; Shareholder)
 ESI Mojave LLC (1%; Managing Member)
ESI Northeast Energy LP, LLC (100%; Sole Member)
ESI Northeast Energy GP, LLC (100%; Sole Member)
 Northeast Energy, LP (2%; General Partner)
 Northeast Energy Associates, A Limited Partnership (98%; Limited Partner)
 Northeast Energy Associates, A Limited Partnership (1%; General Partner)
 Northeast Energy, LLC (100%; Sole Member)
 Northeast Energy Associates, A Limited Partnership (1%; Limited Partner)
New Mexico Energy Investments, LLC (99%; Member)
 FPL Energy New Mexico Wind Holdings II, LLC (100%; Sole Member)
 FPL Energy New Mexico Wind II, LLC (100%; Sole Member)
 FPL Energy New Mexico Wind Financing, LLC (100%; Sole Member)
 FPL Energy New Mexico Holdings, LLC (100%; Sole Member)
 FPL Energy New Mexico Wind, LLC (100%; Sole Member)
New Mexico Wind Investments, LLC (100%; Sole Member)
 New Mexico Energy Investments, LLC (1%; Member)
 FPL Energy New Mexico Wind Holdings II, LLC (100%; Sole Member)
 FPL Energy New Mexico Wind II, LLC (100%; Sole Member)
 FPL Energy New Mexico Wind Financing, LLC (100%; Sole Member)
 FPL Energy New Mexico Holdings, LLC (100%; Sole Member)
 FPL Energy New Mexico Wind, LLC (100%; Sole Member)
NextEra Energy New Mexico Operating Services, LLC (100%; Sole Member)
North American Power Systems, LLC (100%; Sole Member)
 NAPS Wind, LLC (100%; Sole Member)
Northeast Energy, LP (98%; Limited Partner)
 Northeast Energy Associates, A Limited Partnership (98%; Limited Partner)
 Northeast Energy Associates, A Limited Partnership (1%; General Partner)
 Northeast Energy, LLC (100%; Sole Member)
 Northeast Energy Associates, A Limited Partnership (1%; Limited Partner)
ESI Northeast Fuel Management, Inc. (100%; Shareholder)
ESI Tehachapi Acquisitions, Inc. (100%; Shareholder)
 WindCo LLC (100%; Sole Member)
 Altamont Power LLC (100%; Sole Member)
EV Battery Storage, LLC (100%; Sole Member)
Eagle Crest Energy Acquisitions, LLC (100%; Sole Member)
 Eagle Crest Energy Company (70%; Shareholder)
Echo Divide Wind Holdings, LLC (100%; Sole Member)
Edmondson Ranch Wind Holdings, LLC (100%; Sole Member)
Eight Point Wind, LLC (100%; Sole Member)
Elk City II Wind Holdings, LLC (100%; Sole Member)
 Elk City II Wind, LLC (100%; Sole Member)
Elk City Wind Holdings III, LLC (100%; Sole Member)
 Elk City Wind III, LLC (100%; Sole Member)
Elk Mountain Wind Energy, LLC (100%; Sole Member)
Ellwood Energy Center, LLC (100%; Sole Member)

Eloy Valley Energy Center, LLC (100%; Sole Member)
Emerald Breeze Funding, LLC (100%; Sole Member)
Emerald Breeze Holdings, LLC (100%; Class B Member)
Emerald Breeze Class A Holdings, LLC (100%; Sole Member)
Emerald Breeze, LLC (100%; Class A Member)
Appaloosa Run Wind, LLC (100%; Sole Member)
Great Prairie Wind, LLC (100%; Sole Member)
Yellow Pine Solar, LLC (100%; Sole Member)
Yellow Pine Solar Interconnect, LLC (50%; Managing Member)
Emmons-Logan Wind Funding, LLC (100%; Sole Member)
Emmons-Logan Wind Holdings, LLC (100%; Sole Member)
Emmons-Logan Wind Class A Holdings, LLC (100%; Sole Member)
Emmons-Logan Wind, LLC (5%; Managing Member)
Emmons-Logan Wind Interconnection, LLC (100%; Sole Member)
Emmons-Logan Wind Portfolio, LLC (100%; Sole Member)
Emmons-Logan Wind, LLC (95%; Class A Tax Equity Member)
Emmons-Logan Wind Interconnection, LLC (100%; Sole Member)
Emmons-Logan Wind II, LLC (100%; Sole Member)
Energy Storage Holdings, LLC (100%; Sole Member)
Energy Storage Systems Holdings, LLC (100%; Sole Member)
Energy Storage Projects (Distributed), LLC (100%; Sole Member)
CA BTM Energy Storage, LLC (100%; Sole Member)
CA Energy Storage Holdings, LLC (100%; Sole Member)
Mars Energy Storage 1 LLC (100%; Sole Member)
Mars Energy Storage 2 LLC (100%; Sole Member)
Mars Energy Storage 3 LLC (100%; Sole Member)
Mars Energy Storage 4 LLC (100%; Sole Member)
DG Nebraska Energy Storage, LLC (100%; Sole Member)
DG New York Energy Storage, LLC (100%; Sole Member)
Distributed Energy Storage Associates, LLC (100%; Sole Member)
Kepler Energy Storage, LLC (100%; Sole Member)
New England Energy Storage, LLC (100%; Sole Member)
Orange County Distributed Energy Storage I, LLC (100%; Sole Member)
Orange County Distributed Energy Storage II, LLC (100%; Sole Member)
ZNE Energy Storage, LLC (100%; Sole Member)
Energy Storage Projects (Utility), LLC (100%; Sole Member)
Blue Summit Storage, LLC (100%; Sole Member)
Blue Summit Interconnection, LLC (25%; Member)
Corby Energy Storage, LLC (100%; Sole Member)
Goleta Grove Energy Storage, LLC (100%; Sole Member)
Gopher Energy Storage, LLC (100%; Sole Member)
Kola Energy Storage, LLC (100%; Sole Member)
Minuteman Energy Storage, LLC (100%; Sole Member)
North Central Valley Energy Storage, LLC (100%; Sole Member)
Pima Energy Storage System, LLC (100%; Sole Member)
Quitman Energy Storage, LLC (100%; Sole Member)
Southwest Atlanta Energy Storage, LLC (100%; Sole Member)
Erath County Solar, LLC (100%; Sole Member)
FPL Energy Mojave Operating Services, LLC (100%; Sole Member)
FPL Energy Morwind, LLC (100%; Sole Member)
FPL Energy National Wind Investments, LLC (100%; Sole Member)
FPL Energy National Wind Portfolio, LLC (100%; Sole Member)
FPL Energy National Wind Holdings, LLC (100%; Sole Member)
FPL Energy National Wind, LLC (100%; Sole Member)
ESI Vansycle GP, Inc. (100%; Shareholder)
ESI Vansycle Partners, L.P. (1%; General Partner)
ESI Vansycle LP, Inc. (100%; Shareholder)

ESI Vansycle Partners, L.P. (99%; Limited Partner)
FPL Energy North Dakota Wind II, LLC (100%; Sole Member)
FPL Energy North Dakota Wind, LLC (100%; Sole Member)
FPL Energy Oklahoma Wind, LLC (100%; Sole Member)
FPL Energy Sooner Wind, LLC (100%; Sole Member)
FPL Energy South Dakota Wind, LLC (100%; Sole Member)
FPL Energy New York, LLC (100%; Sole Member)
FPL Energy SEGS III-VII GP, LLC (100%; Sole Member)
Kramer Junction Solar Funding, LLC (50%; Managing Member)
Luz Solar Partners Ltd., III, a California Limited Partnership (1.233%; General Partner)
Luz Solar Partners Ltd., IV, a California Limited Partnership (0.833%; General Partner)
Luz Solar Partners Ltd., V, a California Limited Partnership (0.833%; General Partner)
Luz Solar Partners Ltd., VI, a California Limited Partnership (0.833%; General Partner)
Luz Solar Partners Ltd., VII, a California Limited Partnership (0.929%; General Partner)
FPL Energy SEGS III-VII LP, LLC (100%; Sole Member)
Kramer Junction Solar Funding, LLC (50%; Member)
Luz Solar Partners Ltd., III, a California Limited Partnership (98.1433%; Limited Partner)
Luz Solar Partners Ltd., IV, a California Limited Partnership (86.9418%; Limited Partner)
Luz Solar Partners Ltd., V, a California Limited Partnership (93.3128%; Limited Partner)
Luz Solar Partners Ltd., VI, a California Limited Partnership (90.3293%; Limited Partner)
Luz Solar Partners Ltd., VII, a California Limited Partnership (98.9897%; Limited Partner)
FPL Energy Solar Partners III-VII, LLC (100%; Sole Member)
FPL Energy Stateline II Holdings, LLC (100%; Sole Member)
FPL Energy Stateline II, Inc. (100%; Shareholder)
FPL Energy Texas Keir, LLC (100%; Sole Member)
FPL Energy Texas Wind Marketing, LLC (100%; Sole Member)
FPL Energy Texas, LLC (100%; Sole Member)
FPL Energy Tyler Texas LP, LLC (100%; Sole Member)
Delaware Mountain Wind Farm, LLC (100%; Sole Member)
FPL Energy Pecos Wind I, LLC (100%; Sole Member)
FPL Energy Pecos Wind II, LLC (100%; Sole Member)
Indian Mesa Wind Farm, LLC (100%; Sole Member)
La Frontera Ventures, LLC (100%; Sole Member)
Lamar Power Partners II, LLC (100%; Sole Member)
FPL Energy VG Wind, LLC (100%; Sole Member)
FPL Energy Wind Funding Holdings, LLC (100%; Sole Member)
FPL Energy Wind Funding, LLC (100%; Sole Member)
FPL Energy Wind Financing, LLC (100%; Sole Member)
FPL Energy American Wind Holdings, LLC (100%; Sole Member)
FPL Energy American Wind, LLC (100%; Sole Member)
ESI West Texas Energy LP, LLC (100%; Sole Member)
West Texas Wind Energy Partners, L.P. (99%; Limited Partner)
ESI West Texas Energy, Inc. (100%; Shareholder)
West Texas Wind Energy Partners, L.P. (1%; General Partner)
FPL Energy Hancock County Wind, LLC (100%; Sole Member)
Hawkeye Power Partners, LLC (100%; Sole Member)
FPLE Texas Wind I, LLC (100%; Sole Member)
FRP Columbia County Solar, LLC (100%; Sole Member)
FRP Gadsden County Solar, LLC (100%; Sole Member)

FRP Gilchrist County Solar, LLC (100%; Sole Member)
FRP Tupelo Solar, LLC (100%; Sole Member)
Fairfield Solar II, LLC (100%; Sole Member)
Fairfield Solar, LLC (100%; Sole Member)
Fairview Solar Holdings, LLC (100%; Sole Member)
 BT Fairview Solar, LLC (100%; Sole Member)
Firewheel Holdings, LLC (100%; Sole Member)
Flat Fork Solar, LLC (100%; Sole Member)
Flatland Solar Holdings, LLC (100%; Sole Member)
 Flatland Solar Energy, LLC (100%; Sole Member)
Florida Renewable Partners Holdings, LLC (100%; Sole Member)
Florida Renewable Partners, LLC (100%; Sole Member)
 Fort White PV1, LLC (100%; Sole Member)
 LMR Solar, LLC (100%; Sole Member)
 McIntosh Solar, LLC (100%; Sole Member)
Forgeview Solar, LLC (100%; Sole Member)
Foxtrot TE Portfolio, LLC (100%; Sole Member)
 Foxtrot TE Holdings, LLC (100%; Class B Member)
 Foxtrot Wind Class A Holdings, LLC (100%; Sole Member)
 Foxtrot Wind, LLC (100%; Class A Member)
 Blackwell Wind Energy, LLC (100%; Sole Member)
 Crystal Lake Wind Energy III, LLC (100%; Sole Member)
 Minco Wind Energy II, LLC (100%; Sole Member)
 Minco Wind Interconnection Services, LLC (50%; Member)
 Foxtrot Wind Funding, LLC (100%; Sole Member)
 Foxtrot Wind Holdings, LLC (100%; Sole Member)
Fulton Wind, LLC (100%; Sole Member)
Fusion Solar, LLC (100%; Sole Member)
 Core Solar SPV VII, LLC (100%; Sole Member)
 Core Solar SPV XIX, LLC (100%; Sole Member)
 Dallas County Solar, LLC (100%; Sole Member)
 Perry County Solar, LLC (100%; Sole Member)
GR Bage (DE), LLC (100%; Sole Member)
 Callahan Wind, LLC (100%; Sole Member)
 FPL Energy Horse Hollow Wind II, LLC (100%; Sole Member)
 Horse Hollow Wind, LLC (100%; Sole Member)
 Monarch Wind Funding, LLC (100%; Sole Member)
 Nokota Wind Funding, LLC (100%; Sole Member)
 Pacific Plains Wind Funding, LLC (100%; Sole Member)
 Pacific Plains Wind Holdings, LLC (100%; Sole Member)
 Pacific Plains Wind Portfolio, LLC (100%; Sole Member)
 Palomino Wind Funding, LLC (100%; Sole Member)
 South Texas Wind Holdings, LLC (100%; Sole Member)
 White Oak Energy Backleverage Holding, LLC (100%; Sole Member)
 White Oak Energy Funding Holding, LLC (100%; Sole Member)
 White Oak B Company, LLC (100%; Sole Member)
 White Oak Energy Funding, LLC (100%; Sole Member)
GR Bage (FL), Inc. (100%; Shareholder)
Garden City Solar, LLC (100%; Sole Member)
Garden Plain Solar, LLC (100%; Sole Member)
Garnet Energy Center, LLC (100%; Sole Member)
Garrison Butte Holdings, LLC (100%; Sole Member)
 Garrison Butte Wind, LLC (100%; Sole Member)
Gateway Energy Center Holdings, LLC (100%; Sole Member)
Generation Repair and Service, LLC (100%; Sole Member)
Georgia Longleaf Solar 1, LLC (100%; Sole Member)
Gila Holdings, LLC (100%; Sole Member)

Glendive Wind, LLC (100%; Sole Member)
 Glennville Solar, LLC (100%; Sole Member)
 Golden Hills Energy Storage, LLC (100%; Sole Member)
 Golden Horizon Funding, LLC (100%; Sole Member)
 Golden Horizon Holdings, LLC (100%; Sole Member)
 Golden Horizon Class A Holdings, LLC (100%; Sole Member)
 Golden Horizon Renewables, LLC (100%; Class A Member)
 Big Cypress Solar, LLC (100%; Sole Member)
 Chesapeake Solar Project, LLC (100%; Sole Member)
 East Point Energy Center, LLC (100%; Sole Member)
 Golden Horizon Portfolio, LLC (100%; Class A Member)
 Neptune Energy Center, LLC (100%; Sole Member)
 Thunder Wolf Energy Center, LLC (100%; Sole Member)
 Golden Horizon Portfolio, LLC (100%; Class B Member)
 Neptune Energy Center, LLC (100%; Sole Member)
 Thunder Wolf Energy Center, LLC (100%; Sole Member)
 Golden Sage Solar, LLC (100%; Sole Member)
 Golden Winds Funding, LLC (100%; Sole Member)
 Golden Winds Holdings, LLC (100%; Sole Member)
 Golden Winds, LLC (100%; Sole Member)
 Goldenrod Solar, LLC (100%; Sole Member)
 New Madrid Solar, LLC (100%; Sole Member)
 Sidney Solar, LLC (100%; Sole Member)
 Grant County Solar Holdings, LLC (100%; Sole Member)
 Grant Park Wind Holdings, LLC (100%; Sole Member)
 Grass Lake Solar Project, LLC (100%; Sole Member)
 Gray County Wind Energy, LLC (100%; Sole Member)
 Grayhawk Wind Holdings, LLC (100%; Sole Member)
 Grayhawk Wind Class A Holdings, LLC (100%; Sole Member)
 Grayhawk Wind, LLC (5%; Class A Member)
 Gray County Wind, LLC (100%; Sole Member)
 Hancock County Wind, LLC (100%; Sole Member)
 Oliver Wind I, LLC (100%; Sole Member)
 Sponsor Holdings, LLC (100%; Sole Member)
 Grayhawk Wind, LLC (95%; Class A Member)
 Gray County Wind, LLC (100%; Sole Member)
 Hancock County Wind, LLC (100%; Sole Member)
 Oliver Wind I, LLC (100%; Sole Member)
 Great Prairie Wind II, LLC (100%; Sole Member)
 Great Prairie Wind III, LLC (100%; Sole Member)
 Greeley Wind Holdings, LLC (100%; Sole Member)
 Greeley Wind Nebraska, LLC (100%; Sole Member)
 Greeley Wind II, LLC (100%; Sole Member)
 Green Hydrogen Holdings, LLC (100%; Sole Member)
 DG H2CA, LLC (100%; Sole Member)
 Gila Hydrogen, LLC (100%; Sole Member)
 Green Light Wind Holdings, LLC (100%; Sole Member)
 Rock County Energy, LLC (100%; Sole Member)
 Green Mountain Storage, LLC (100%; Sole Member)
 Green Power CA Holdings, LLC (100%; Sole Member)
 FPL Energy Green Power Wind, LLC (100%; Sole Member)
 Green Racer Wind Holdings, LLC (100%; Sole Member)
 Green Racer Wind, LLC (100%; Sole Member)
 Ensign Wind, LLC (100%; Sole Member)
 Green Ridge Services LLC (100%; Sole Member)
 Green River Solar, LLC (100%; Sole Member)
 Merino Solar LLC (100%; Sole Member)

Greenbrier Solar, LLC (100%; Sole Member)
Greensboro Solar Center, LLC (100%; Sole Member)
Greer Solar, LLC (100%; Sole Member)
Griffith Energy Storage, LLC (100%; Sole Member)
Gruver Wind Interconnection, LLC (100%; Sole Member)
Gruver Wind, LLC (100%; Sole Member)
Guthrie Solar, LLC (100%; Sole Member)
HWFII, LLC (100%; Sole Member)
 Heartland Wind Funding, LLC (100%; Sole Member)
 Heartland Wind Holding, LLC (100%; Sole Member)
 Heartland Wind, LLC (100%; Sole Member)
 Crystal Lake Wind, LLC (100%; Sole Member)
Hale Wind Energy II, LLC (100%; Sole Member)
Hale Wind Energy III, LLC (100%; Sole Member)
Hale Wind Energy, LLC (100%; Sole Member)
Harmony Florida Solar II, LLC (100%; Sole Member)
Harquahala Flats Holdings, LLC (100%; Sole Member)
 Harquahala Flats Solar, LLC (100%; Sole Member)
Hart Wind Holdings, LLC (100%; Sole Member)
 Ogallala Renewable Project LLC (100%; Sole Member)
Hartland North Dakota Wind, LLC (100%; Sole Member)
Hickerson Solar Holdings, LLC (100%; Sole Member)
 BT Hickerson Solar, LLC (100%; Sole Member)
High Banks Wind, LLC (100%; Sole Member)
High Bluff Solar, LLC (100%; Sole Member)
High Desert Land Acquisition LLC (100%; Member)
High Lonesome Mesa Wind Holdings, LLC (100%; Sole Member)
 High Lonesome Mesa, LLC (100%; Sole Member)
High Majestic II Funding, LLC (100%; Sole Member)
 High Majestic II Wind Properties, LLC (100%; Class B Tax Equity Member)
High Majestic II Holdings, LLC (100%; Sole Member)
 High Majestic II Wind Properties, LLC (100%; Class A Tax Equity Member)
High Point Wind, LLC (100%; Sole Member)
High River Energy Center, LLC (100%; Sole Member)
High Spring Energy Holdings, LLC (100%; Sole Member)
High Tree Solar, LLC (100%; Sole Member)
Hope Energy Center, LLC (100%; Sole Member)
 Wild Plains Wind Project, LLC (100%; Sole Member)
Horse Ridge TE Portfolio, LLC (100%; Sole Member)
 Horse Ridge TE Holdings, LLC (100%; Class B Member)
 Horse Ridge Wind Class A Holdings, LLC (100%; Sole Member)
 Horse Ridge Wind, LLC (5%; Managing Member)
 Cap Ridge Wind II, LLC (100%; Sole Member)
 Cap Ridge Interconnection, LLC (27%; Member)
 Horse Hollow Wind II, LLC (100%; Sole Member)
 Horse Hollow Wind IV, LLC (100%; Sole Member)
 Horse Ridge Wind Portfolio, LLC (100%; Sole Member)
 Horse Ridge Wind, LLC (95%; Class A Tax Equity Member)
 Cap Ridge Wind II, LLC (100%; Sole Member)
 Cap Ridge Interconnection, LLC (27%; Member)
 Horse Hollow Wind II, LLC (100%; Sole Member)
 Horse Hollow Wind IV, LLC (100%; Sole Member)
Horseshoe Lake Solar, LLC (100%; Sole Member)
Houma Solar, LLC (100%; Sole Member)
Huron Wind, LLC (100%; Sole Member)
Hutt Wind Holdings, LLC (100%; Sole Member)
 Pioneer Hutt Wind Energy LLC (100%; Sole Member)

Hyperion IX, Inc. (100%; Shareholder)
 HLC IX Company (100%; Shareholder)
 Hyperion VIII, Inc. (100%; Shareholder)
 Harper Lake Company VIII (100%; Shareholder)
 Indigo Plains Solar Class B Holdings, LLC (100%; Sole Member)
 Indigo Plains Solar, LLC (100%; Class B Tax Equity Member)
 Chaves County Solar, LLC (100%; Sole Member)
 Chaves County Solar Holdings, LLC (100%; Sole Member)
 Live Oak Solar, LLC (100%; Sole Member)
 River Bend Solar, LLC (100%; Sole Member)
 Indigo Plains Solar Funding, LLC (100%; Sole Member)
 Indigo Plains Solar Holdings, LLC (100%; Sole Member)
 Indigo Plains Solar, LLC (100%; Class A Tax Equity Member)
 Chaves County Solar, LLC (100%; Sole Member)
 Chaves County Solar Holdings, LLC (100%; Sole Member)
 Live Oak Solar, LLC (100%; Sole Member)
 River Bend Solar, LLC (100%; Sole Member)
 Inertia Energy Storage, LLC (100%; Sole Member)
 Inertia Interconnect, LLC (100%; Sole Member)
 Inertia WS Holdings, LLC (100%; Sole Member)
 Inertia Solar Project, LLC (100%; Sole Member)
 Iron City Solar, LLC (100%; Sole Member)
 Isanti County Energy Storage, LLC (100%; Sole Member)
 Ivy Solar, LLC (100%; Sole Member)
 J-HAJ Entourage, LLC (100%; Sole Member)
 Jackalope Wind, LLC (100%; Sole Member)
 Jackson Solar Energy, LLC (100%; Sole Member)
 Jasper White Wind, LLC (100%; Sole Member)
 Jefferson County Solar, LLC (100%; Sole Member)
 Kaufman Solar, LLC (100%; Sole Member)
 Keay Brook Energy Center, LLC (100%; Sole Member)
 Kennebec Solar, LLC (100%; Sole Member)
 Key Energy Storage, LLC (100%; Sole Member)
 Keystone State Renewables, LLC (100%; Sole Member)
 Kinderwood Wind Funding, LLC (100%; Sole Member)
 Kinderwood Wind Holdings, LLC (100%; Sole Member)
 Kinderwood Wind, LLC (100%; Class A Tax Equity Member)
 Indian Mesa Wind, LLC (100%; Sole Member)
 King Mountain Upton Wind, LLC (100%; Sole Member)
 Woodward Mountain Wind, LLC (100%; Sole Member)
 King Mountain Solar, LLC (100%; Sole Member)
 Kinnick Wind Funding, LLC (100%; Sole Member)
 Kinnick Wind Holdings, LLC (100%; Sole Member)
 Kinnick Wind Class A Holdings, LLC (100%; Sole Member)
 Kinnick Wind, LLC (5%; Managing Member)
 Crystal Lake Wind Energy I, LLC (100%; Sole Member)
 Story County Wind, LLC (100%; Sole Member)
 Kinnick Wind Portfolio Holdings, LLC (100%; Sole Member)
 Kinnick Wind Portfolio, LLC (100%; Sole Member)
 Kinnick Wind, LLC (95%; Class A Tax Equity Member)
 Crystal Lake Wind Energy I, LLC (100%; Sole Member)
 Story County Wind, LLC (100%; Sole Member)
 Kolach Creek Wind, LLC (100%; Sole Member)
 Kontiki Holdings, LLC (100%; Sole Member)
 Kossuth County Wind Holdings, LLC (100%; Sole Member)
 Kossuth County Wind Class A Holdings, LLC (100%; Class A Member)
 Kossuth County Wind, LLC (100%; Class A Member)

Krona Solar Holdings, LLC (100%; Sole Member)
LET Holdings, LLC (100%; Sole Member)
Lacy Creek Holdings, LLC (100%; Sole Member)
 Lacy Creek Windpower, LLC (100%; Sole Member)
Lake Whitney Solar, LLC (100%; Sole Member)
Legacy Holdings Ventures, LLC (100%; Sole Member)
Legacy Renewables Holdings, LLC (100%; Sole Member)
 Legacy Renewables, LLC (100%; Sole Member)
 FPL Energy Upton Wind I, LLC (100%; Sole Member)
 FPL Energy Upton Wind II, LLC (100%; Sole Member)
 FPL Energy Upton Wind III, LLC (100%; Sole Member)
 FPL Energy Upton Wind IV, LLC (100%; Sole Member)
Legends Wind Funding, LLC (100%; Sole Member)
 Legends Wind Holdings, LLC (100%; Sole Member)
 Legends Wind, LLC (100%; Class A Tax Equity Member)
 Steele Flats Wind Project, LLC (100%; Sole Member)
Logan Branch Solar, LLC (100%; Sole Member)
Long Branch Solar, LLC (100%; Sole Member)
Long Island Energy Generation, LLC (100%; Sole Member)
 Barrett Repowering, LLC (100%; Sole Member)
 Island Park Energy Center, LLC (50%; Member)
Long Island Energy Storage Holdings, LLC (100%; Sole Member)
 LI Energy Storage System, LLC (50%; Member)
 East Hampton Energy Storage Center, LLC (100%; Sole Member)
 Montauk Energy Storage Center, LLC (100%; Sole Member)
Long Island Peaker Holdings, LLC (100%; Sole Member)
 Clean Energy Storage Systems, LLC (50%; Member)
Long Island Solar Holdings, LLC (100%; Sole Member)
 LI Solar Generation, LLC (50%; Member)
Longleaf Solar Funding, LLC (100%; Sole Member)
 Longleaf Solar Holdings, LLC (100%; Sole Member)
 Longleaf Solar, LLC (100%; Class A Tax Equity Member)
 White Oak Solar, LLC (100%; Sole Member)
 White Pine Solar, LLC (100%; Sole Member)
 Longleaf Solar, LLC (95%; Class B Tax Equity Member)
 White Oak Solar, LLC (100%; Sole Member)
 White Pine Solar, LLC (100%; Sole Member)
Lotus Energy Center, LLC (100%; Sole Member)
Lovington Solar, LLC (100%; Sole Member)
Lucerne Solar, LLC (100%; Sole Member)
Lutesville Solar, LLC (100%; Sole Member)
Luz LP Acquisition, LLC (100%; Sole Member)
 Luz Solar Partners Ltd., IV, a California Limited Partnership (12.1712%; Limited Partner)
 Luz Solar Partners Ltd., V, a California Limited Partnership (4.1638%; Limited Partner)
 Luz Solar Partners Ltd., VI, a California Limited Partnership (8.8377%; Limited Partner)
MBWGD Holdings, LLC (100%; Sole Member)
 Contra Costa Capital, LLC (100%; Sole Member)
MBWGD Investments, LLC (100%; Sole Member)
 ClearSky Power & Technology Fund I LLC (32.382%; Member)
 CSPTF I Powerphase LLC (100%; Sole Member)
 ClearSky Power & Technology Fund II LLC (47.062%; Member)
 CSPTF II Ubicquia LLC (100%; Sole Member)
 ClearSky Security Fund I LLC (24.768%; Member)
 CSF I Olive LLC (100%; Sole Member)
 CSF I Skout LLC (100%; Sole Member)

Surry Capital LLC (37.163%; Member)
Mendocino Capital, LLC (100%; Sole Member)
Mendocino Capital Acquisitions, LLC (100%; Sole Member)
Magnolia State Solar, LLC (100%; Sole Member)
Mahogany Solar, LLC (100%; Sole Member)
Mantua Creek Solar, LLC (100%; Sole Member)
Marmaton Wind I, LLC (100%; Sole Member)
Marmaton Wind II, LLC (100%; Sole Member)
Maverick Wind Funding, LLC (100%; Sole Member)
Maverick Wind Holdings, LLC (100%; Sole Member)
Maverick Wind Class A Holdings, LLC (100%; Sole Member)
Maverick Wind, LLC (100%; Class A Member)
Heartland Divide Wind Project, LLC (100%; Sole Member)
Minco Wind IV, LLC (100%; Sole Member)
Minco IV & V Interconnection, LLC (25.69%; Member)
Pratt Wind, LLC (100%; Sole Member)
Mayhew Creek Solar, LLC (100%)
McCoy Energy Storage, LLC (100%; Sole Member)
McPherson Wind, LLC (100%; Sole Member)
Merom Solar, LLC (100%; Sole Member)
Mesaville Solar, LLC (100%; Sole Member)
Meyersdale Wind II, LLC (100%; Sole Member)
Michigan Wind Renewables, LLC (100%; Sole Member)
Minco Redwood Holdings, LLC (100%; Sole Member)
Minco Wind II, LLC (100%; Sole Member)
Minco Wind V, LLC (100%; Sole Member)
Minco IV & V Interconnection, LLC (47.27%; Member)
Minco Wind, LLC (100%; Sole Member)
Mistflower Solar, LLC (100%; Sole Member)
Mitchell Wind, LLC (100%; Sole Member)
Mondu Solar, LLC (100%; Sole Member)
Montezuma Wind Holdings II, LLC (100%; Sole Member)
NextEra Energy Montezuma II Wind, LLC (100%; Sole Member)
Montgomery County Solar, LLC (100%; Sole Member)
Montgomery Solar, LLC (100%; Sole Member)
Montville Energy Center, LLC (100%; Sole Member)
Moonlight Bay Funding, LLC (100%; Sole Member)
Moonlight Bay Holdings, LLC (100%; Sole Member)
Moose Creek Wind, LLC (100%; Sole Member)
Moose Wind, LLC (100%; Sole Member)
Morning Star Blue, LLC (100%; Sole Member)
Moss Creek Solar, LLC (100%; Sole Member)
Muhlenberg Solar, LLC (100%; Sole Member)
Mulqueeney Ranch PS, LLC (100%; Sole Member)
NAPS DG, LLC (100%; Sole Member)
NEP US SellCo II, LLC (100%; Sole Member)
Solar Holdings Portfolio 12, LLC (100%; Class A Member)
DG Portfolio 2019 Holdings, LLC (100%; Sole Member)
DG Portfolio 2019, LLC (100%; Sole Member)
DG Amaze, LLC (100%; Sole Member)
DG California Solar, LLC (100%; Sole Member)
DG Colorado Solar, LLC (100%; Sole Member)
DG LF Solar, LLC (100%; Sole Member)
DG Minnesota CSG 1, LLC (100%; Sole Member)
DG Minnesota CSG, LLC (100%; Sole Member)
DG New Jersey Solar, LLC (100%; Sole Member)
DG New York Solar, LLC (100%; Sole Member)

DG Northeast Solar, LLC (100%; Sole Member)
 DG SUNY Solar 1, LLC (100%; Sole Member)
 DG Southwest Solar Portfolio 2019, LLC (100%; Sole Member)
 HL Solar LLC (100%; Sole Member)
 DG Waipio, LLC (100%)
 Pacific Energy Solutions LLC (100%; Sole Member)
 W2 Solar Holdings, LLC (100%; Sole Member)
 Sierra Solar Funding, LLC (100%; Sole Member)
 Sierra Solar Holdings, LLC (100%; Sole Member)
 Westside Solar, LLC (100%; Sole Member)
 Whitney Point Solar, LLC (100%; Sole Member)
 VMCLR Holdings, LLC (100%; Sole Member)
 NWE Holding, LLC (100%; Sole Member)
 Novus Wind V, LLC (100%; Sole Member)
 Novus Wind VI, LLC (100%; Sole Member)
 Nashua Energy Storage, LLC (100%; Sole Member)
 Nearman Creek Energy Storage, LLC (100%; Sole Member)
 New Nightingale, LLC (100%; Sole Member)
 New Salem Wind Project, LLC (100%; Sole Member)
 NextEra Clean Energy Solutions, LLC (100%; Sole Member)
 NextEra Desert Sunlight Holdings, LLC (0.2%; Managing Member)
 Desert Sunlight Investment Holdings, LLC (50%; Managing Member)
 Desert Sunlight Holdings, LLC (100%; Sole Member)
 Desert Sunlight 250, LLC (100%; Sole Member)
 Desert Sunlight 300, LLC (100%; Sole Member)
 NextEra Energy Constructors, LLC (100%; Sole Member)
 NextEra Energy Duane Arnold, LLC (100%; Sole Member)
 Duane Arnold Solar II, LLC (100%; Sole Member)
 Duane Arnold Solar IV, LLC (100%; Sole Member)
 NextEra Energy Honey Creek Wind, LLC (100%; Sole Member)
 NextEra Energy Mt. Storm, LLC (100%; Sole Member)
 Mt. Storm Wind Force Holdings, LLC (100%; Sole Member)
 Catamount Wind LLC (100%; Sole Member)
 NextEra Energy Oklahoma Transmission Holdings, LLC (100%; Sole Member)
 Plains and Eastern Clean Line Oklahoma LLC (100%; Sole Member)
 Oklahoma Land Acquisition Company, LLC (100%; Sole Member)
 NextEra Energy Operating Services, LLC (100%; Sole Member)
 NextEra Energy Point Beach, LLC (100%; Sole Member)
 NextEra Energy Qualified Opportunity Fund III, LLC (99%; Sole Member)
 NextEra Energy Qualified Opportunity Fund, LLC (100%; Sole Member)
 NextEra Energy Qualified Opportunity Zone Business I, LLC (100%; Class A Member)
 Cedar Springs Wind, LLC (100%; Sole Member)
 NextEra Energy Qualified Opportunity Zone Business IV, LLC (99%; Member)
 NextEra Energy Qualified Opportunity Zone Business III, LLC (1%; Member)
 Cedar Springs Wind IV, LLC (100%; Sole Member)
 NextEra Energy Qualified Opportunity Zone Business IV, LLC (1%; Managing Member)
 NextEra Energy Renewable Services II, LLC (100%; Sole Member)
 NextEra Energy Renewable Services, LLC (100%; Sole Member)
 NextEra Energy Renewables Holdings, LLC (100%; Sole Member)
 45 North Solar, LLC (100%; Sole Member)
 Brookview Solar I, LLC (100%; Sole Member)
 Burton Hill Solar, LLC (100%; Sole Member)
 Chariot Solar, LLC (100%; Sole Member)
 Charlie Creek Wind Farm LLC (100%; Sole Member)
 Cherrywood Solar I, LLC (100%; Sole Member)
 Cherrywood Solar II, LLC (100%; Sole Member)

Chinook Solar, LLC (100%; Sole Member)
Coldwater Creek Wind Energy, LLC (100%; Sole Member)
Constitution Solar, LLC (100%; Sole Member)
Davenport Solar, LLC (100%; Sole Member)
Dawn Land Solar, LLC (100%; Sole Member)
Enfield Solar, LLC (100%; Sole Member)
Firewheel Transmission, LLC (100%; Sole Member)
Firewheel Wind Energy A1, LLC (100%; Sole Member)
Firewheel Wind Energy, LLC (100%; Sole Member)
First State Solar, LLC (100%; Sole Member)
Florence Solar, LLC (100%; Sole Member)
Glass Hills Wind Project, LLC (100%; Sole Member)
Greenwood Solar I, LLC (100%; Sole Member)
Highgate Solar I, LLC (100%; Sole Member)
Hinckley Solar, LLC (100%; Sole Member)
Lone Pine Solar, LLC (100%; Sole Member)
Loring Solar, LLC (100%; Sole Member)
Meridian Wind Energy, LLC (100%; Sole Member)
Mohave County Wind Farm Holdings, LLC (100%; Sole Member)
Muskingum Solar, LLC (100%; Sole Member)
New Liberty Energy, LLC (100%; Sole Member)
North Plains Wind I, LLC (100%; Sole Member)
Northern Light Solar, LLC (100%; Sole Member)
Northwest Light, LLC (100%; Sole Member)
Pioneer Creek Wind Project, LLC (100%; Sole Member)
Platte Wind, LLC (100%; Sole Member)
Potomac Solar, LLC (100%; Sole Member)
Randolph Center Solar, LLC (100%; Sole Member)
Sheldon Solar, LLC (100%; Sole Member)
Stallion Solar, LLC (100%; Sole Member)
Sylvie Wind Energy, LLC (100%; Sole Member)
W Portsmouth St Solar I, LLC (100%; Sole Member)
West Branch Wind Project, LLC (100%; Sole Member)
White Butte Wind Project, LLC (100%; Sole Member)
Willow Creek Wind Project, LLC (100%; Sole Member)
Winslow Solar, LLC (100%; Sole Member)
Wolf Creek Wind Energy, LLC (100%; Sole Member)
Zapata Wind Energy, LLC (100%; Sole Member)
NextEra Energy Resources Acquisitions, LLC (100%; Sole Member)
NextEra Energy Resources Development, LLC (100%; Sole Member)
NextEra Energy Resources Interconnection Holdings, LLC (100%; Sole Member)
NextEra Energy Resources O&M Services, LLC (100%; Sole Member)
NextEra Energy Resources Partners Holdings, LLC (100%; Sole Member)
NextEra Energy Resources Partners, LLC (100%; Sole Member)
NextEra Energy Equity Partners GP, LLC (100%; Sole Member)
NextEra Energy Equity Partners, LP (100%; General Partner)
NextEra Energy Operating Partners, LP (100%; Limited Partner)
NextEra Energy US Partners Holdings, LLC (100%; Sole Member)
GR Bage (NEP), LLC (100%; Sole Member)
Genesis Purchaser Holdings, LLC (100%; Sole Member)
Genesis Purchaser, LLC (100%; Sole Member)
Genesis Solar Funding Holdings, LLC (100%; Sole Member)
Genesis Solar Funding, LLC (100%; Sole Member)
Genesis Solar Holdings, LLC (100%; Class A Tax Equity Member)
Elk City Wind, LLC (100%; Sole Member)
Genesis Solar, LLC (100%; Sole Member)
NextEra Desert Center Blythe, LLC (50%; Member)

Golden Plains Class A Holdings, LLC (100%; Sole Member)
Golden Plains, LLC (100%; Class A Member)
Baldwin Wind Energy, LLC (100%; Sole Member)
Northern Colorado Wind Energy Center II, LLC (100%; Sole Member)
Northern Colorado Interconnect, LLC (12.9%; Member)
Northern Colorado Wind Energy Center, LLC (100%; Sole Member)
Northern Colorado Interconnect, LLC (87.1%; Managing Member)
Wilmot Energy Center, LLC (100%; Sole Member)
Pine Brooke Class A Holdings, LLC (40%; Member)
Pine Brooke, LLC (100%; Class A Tax Equity Member)
Blue Summit III Wind, LLC (100%; Sole Member)
Blue Summit Interconnection, LLC (25%; Member)
Harmony Florida Solar, LLC (100%; Sole Member)
Ponderosa Wind, LLC (100%; Sole Member)
Saint Solar, LLC (100%; Sole Member)
Sanford Airport Solar, LLC (100%; Sole Member)
Soldier Creek Wind, LLC (100%; Sole Member)
Taylor Creek Solar, LLC (100%; Sole Member)
NextEra Energy Partners Acquisitions, LLC (100%; Sole Member)
Baldwin Wind, LLC (100%; Sole Member)
Bayhawk Wind Portfolio, LLC (100%; Sole Member)
Bayhawk Wind Holdings, LLC (100%; Sole Member)
Bayhawk Wind, LLC (100%; Class A Member)
Cedar Bluff Wind, LLC (100%; Sole Member)
Golden Hills Wind, LLC (100%; Sole Member)
Golden Hills Interconnection, LLC (67.6%; Managing Member)
Coram Portfolio II, LLC (100%; Sole Member)
Tusk Wind Holdings V, LLC (100%; Sole Member)
RET Coram Tehachapi Wind GP, LLC (100%; Sole Member)
Coram California Development, L.P. (0.01%; General Partner)
RET Tehachapi Wind Development, LLC (100%; Sole Member)
Coram California Development, L.P. (99.99%; Limited Partner)
Coram Portfolio, LLC (100%; Sole Member)
Tusk Wind Holdings IV, LLC (100%; Sole Member)
Coram Energy LLC (100%; Sole Member)
Coram Tehachapi, LLC (100%; Sole Member)
HW CA Holdings, LLC (100%; Member)
High Winds, LLC (100%; Sole Member)
Javelina Wind Funding, LLC (100%; Sole Member)
Javelina Wind Energy Holdings, LLC (100%; Class A Tax Equity Member)
Javelina Wind Energy, LLC (100%; Sole Member)
Javelina Interconnection, LLC (55%; Managing Member)
Mammoth Plains Wind Project Holdings, LLC (100%; Sole Member)
Mammoth Plains Wind Project, LLC (100%; Class A Member)
Meadowlark Wind, LLC (100%; Sole Member)
NEP Renewables Holdings II, LLC (100%; Sole Member)
NEP Renewables II, LLC (100%; Managing Member)
Ashtabula Wind II, LLC (100%; Sole Member)
Ashtabula Wind III, LLC (100%; Sole Member)
FPL Energy Vansycle L.L.C. (100%; Sole Member)
Garden Wind, LLC (100%; Sole Member)
Perrin Ranch Wind, LLC (100%; Sole Member)

Rosmar Portfolio, LLC (100%; Sole Member)
 Rosmar Holdings, LLC (100%; Member)
 Marshall Solar, LLC (100%; Sole Member)
 Roswell Solar, LLC (100%; Sole Member)
 Roswell Solar Holdings, LLC (100%; Sole Member)
 SSSS Holdings, LLC (100%; Sole Member)
 Silver State South Solar, LLC (49.99%; Managing Member)
 Silver State Solar Power South, LLC (100%; Sole Member)
 Tuscola Bay Wind, LLC (100%; Sole Member)
 White Oak Energy Holdings, LLC (100%; Sole Member)
 White Oak Energy LLC (100%; Sole Member)
 NEP Renewables Holdings III, LLC (100%; Sole Member)
 NEP Renewables III, LLC (50%; Class B Member)
 Star Moon Holdings, LLC (100%; Class A Member)
 Moonlight Bay Class A Holdings, LLC (100%; Sole Member)
 Moonlight Bay Renewables, LLC (100%; Class A Member)
 Dodge Flat Solar, LLC (100%; Sole Member)
 Elora Solar, LLC (100%; Sole Member)
 Fish Springs Ranch Solar, LLC (100%; Sole Member)
 Little Blue Wind Project, LLC (100%; Sole Member)
 Minco Wind Energy III, LLC (100%; Sole Member)
 Minco IV & V Interconnection, LLC (27.04%; Managing
 Member)
 White Mesa Wind, LLC (100%; Sole Member)
 Stargrass Class A Holdings, LLC (100%; Sole Member)
 Stargrass, LLC (100%; Class A Member)
 Borderlands Wind, LLC (100%; Sole Member)
 Borderlands Wind Holdings, LLC (100%; Sole Member)
 Cool Springs Solar, LLC (100%; Sole Member)
 Ensign Wind Energy, LLC (100%; Sole Member)
 Hubbard Wind, LLC (100%; Sole Member)
 Irish Creek Wind, LLC (100%; Sole Member)
 Quinebaug Solar, LLC (100%; Sole Member)
 Quitman II Solar, LLC (100%; Sole Member)
 NEP Renewables III, LLC (100%; Class A Member)
 Star Moon Holdings, LLC (100%; Class A Member)
 Moonlight Bay Class A Holdings, LLC (100%; Sole Member)
 Moonlight Bay Renewables, LLC (100%; Class A Member)
 Dodge Flat Solar, LLC (100%; Sole Member)
 Elora Solar, LLC (100%; Sole Member)
 Fish Springs Ranch Solar, LLC (100%; Sole Member)
 Little Blue Wind Project, LLC (100%; Sole Member)
 Minco Wind Energy III, LLC (100%; Sole Member)
 Minco IV & V Interconnection, LLC (27.04%; Managing
 Member)
 White Mesa Wind, LLC (100%; Sole Member)
 Stargrass Class A Holdings, LLC (100%; Sole Member)
 Stargrass, LLC (100%; Class A Member)
 Borderlands Wind, LLC (100%; Sole Member)
 Borderlands Wind Holdings, LLC (100%; Sole Member)
 Cool Springs Solar, LLC (100%; Sole Member)
 Ensign Wind Energy, LLC (100%; Sole Member)
 Hubbard Wind, LLC (100%; Sole Member)
 Irish Creek Wind, LLC (100%; Sole Member)
 Quinebaug Solar, LLC (100%; Sole Member)
 Quitman II Solar, LLC (100%; Sole Member)
 NEP Renewables Holdings IV, LLC (100%; Sole Member)
 NEP Renewables IV, LLC (100%; Class A Member)

Alta Wind Portfolio, LLC (100%; Sole Member)
 Tusk Wind Holdings, LLC (100%; Sole Member)
 Alta Wind VIII, LLC (100%; Sole Member)
Dogwood Wind Holdings, LLC (100%; Sole Member)
 Dogwood Wind, LLC (100%; Class A Tax Equity Member)
 Oliver Wind III, LLC (100%; Sole Member)
 Osborn Wind Energy, LLC (100%; Sole Member)
Elk City Sholes Holdings, LLC (100%; Class B Member)
 Elk City II Wind Funding, LLC (100%; Sole Member)
 Southwest Wind, LLC (100%; Class A Tax Equity Member)
 Elk City Renewables II, LLC (100%; Sole Member)
 Sholes Wind Funding, LLC (100%; Sole Member)
 Sholes Wind Class A Holdings, LLC (100%; Sole Member)
 Sholes Wind, LLC (100%; Class A Member)
Emerald Breeze Holdings, LLC (100%; Class A Member)
 Emerald Breeze Class A Holdings, LLC (100%; Sole Member)
 Emerald Breeze, LLC (100%; Class A Member)
 Appaloosa Run Wind, LLC (100%; Sole Member)
 Great Prairie Wind, LLC (100%; Sole Member)
 Yellow Pine Solar, LLC (100%; Sole Member)
 Yellow Pine Solar Interconnect, LLC (50%; Managing Member)
Golden West Wind Holdings, LLC (100%; Sole Member)
 Golden West Power Partners, LLC (100%; Class A Tax Equity Member)
Nokota Wind Holdings, LLC (100%; Sole Member)
 Nokota Wind, LLC (100%; Class A Tax Equity Member)
 Brady Wind II, LLC (100%; Sole Member)
 Brady Interconnection, LLC (50%; Member)
 Brady Wind, LLC (100%; Sole Member)
 Brady Interconnection, LLC (50%; Managing Member)
Sac County Wind Holdings, LLC (100%; Class B Member)
 Sac County Wind Class A Holdings, LLC (100%; Class A Member)
 Sac County Wind, LLC (100%; Class A Member)
NEP Renewables IV, LLC (31.2%; Class B Member)
 Alta Wind Portfolio, LLC (100%; Sole Member)
 Tusk Wind Holdings, LLC (100%; Sole Member)
 Alta Wind VIII, LLC (100%; Sole Member)
Dogwood Wind Holdings, LLC (100%; Sole Member)
 Dogwood Wind, LLC (100%; Class A Tax Equity Member)
 Oliver Wind III, LLC (100%; Sole Member)
 Osborn Wind Energy, LLC (100%; Sole Member)
Elk City Sholes Holdings, LLC (100%; Class B Member)
 Elk City II Wind Funding, LLC (100%; Sole Member)
 Southwest Wind, LLC (100%; Class A Tax Equity Member)
 Elk City Renewables II, LLC (100%; Sole Member)
 Sholes Wind Funding, LLC (100%; Sole Member)
 Sholes Wind Class A Holdings, LLC (100%; Sole Member)
 Sholes Wind, LLC (100%; Class A Member)
Emerald Breeze Holdings, LLC (100%; Class A Member)
 Emerald Breeze Class A Holdings, LLC (100%; Sole Member)
 Emerald Breeze, LLC (100%; Class A Member)
 Appaloosa Run Wind, LLC (100%; Sole Member)
 Great Prairie Wind, LLC (100%; Sole Member)
 Yellow Pine Solar, LLC (100%; Sole Member)
 Yellow Pine Solar Interconnect, LLC (50%; Managing Member)

Golden West Wind Holdings, LLC (100%; Sole Member)
 Golden West Power Partners, LLC (100%; Class A Tax Equity Member)
Nokota Wind Holdings, LLC (100%; Sole Member)
 Nokota Wind, LLC (100%; Class A Tax Equity Member)
 Brady Wind II, LLC (100%; Sole Member)
 Brady Interconnection, LLC (50%; Member)
 Brady Wind, LLC (100%; Sole Member)
 Brady Interconnection, LLC (50%; Managing Member)
Sac County Wind Holdings, LLC (100%; Class B Member)
 Sac County Wind Class A Holdings, LLC (100%; Class A Member)
 Sac County Wind, LLC (100%; Class A Member)

NEP Renewables Holdings, LLC (100%; Sole Member)
NEP Renewables, LLC (100%; Sole Member)
 Breckinridge Wind Class A Holdings, LLC (100%; Sole Member)
 Breckinridge Wind Project, LLC (100%; Class A Tax Equity Member)
Carousel Wind Holdings, LLC (100%; Sole Member)
 Carousel Wind Farm, LLC (100%; Class A Tax Equity Member)
Monarch Wind Holdings, LLC (100%; Sole Member)
 Monarch Wind, LLC (100%; Class A Tax Equity Member)
 Javelina Wind Holdings II, LLC (100%; Sole Member)
 Javelina Wind Energy II, LLC (100%; Sole Member)
 Javelina Interconnection, LLC (45%; Member)
 Rush Springs Wind Energy, LLC (100%; Sole Member)
Mountain View Solar Holdings, LLC (100%; Sole Member)
 Mountain View Solar, LLC (100%; Sole Member)
Pacific Plains Wind Class A Holdings, LLC (100%; Sole Member)
 Pacific Plains Wind, LLC (100%; Class A Tax Equity Member)
 Cottonwood Wind Project Holdings, LLC (100%; Sole Member)
 Cottonwood Wind Project, LLC (100%; Sole Member)
 Golden Hills North Wind, LLC (100%; Sole Member)
 Golden Hills Interconnection, LLC (32.4%; Member)
 NextEra Energy Bluff Point, LLC (100%; Sole Member)

NextEra Desert Sunlight Holdings, LLC (99.8%; Member)
 Desert Sunlight Investment Holdings, LLC (50%; Managing Member)
 Desert Sunlight Holdings, LLC (100%; Sole Member)
 Desert Sunlight 250, LLC (100%; Sole Member)
 Desert Sunlight 300, LLC (100%; Sole Member)

Nutmeg Solar Holdings, LLC (33.3%; Member)
 Nutmeg Solar, LLC (100%; Sole Member)

Palomino Wind Holdings, LLC (100%; Sole Member)
 Palomino Wind, LLC (100%; Class A Tax Equity Member)
 Kingman Wind Energy I, LLC (100%; Sole Member)
 Kingman Wind Energy II, LLC (100%; Sole Member)
 Prairie View Wind Holdings, LLC (100%; Sole Member)
 Ninnescah Wind Energy LLC (100%; Sole Member)

Sac County Wind Holdings, LLC (100%; Class A Member)
 Sac County Wind Class A Holdings, LLC (100%; Class A Member)
 Sac County Wind, LLC (100%; Class A Member)

Seiling Wind Investments, LLC (100%; Sole Member)
 Seiling Wind Holdings, LLC (100%; Sole Member)
 Seiling Wind Portfolio, LLC (100%; Class A Tax Equity Member)
 Seiling Wind II, LLC (100%; Sole Member)

Seiling Wind Interconnection Services, LLC (33%; Member)
Seiling Wind, LLC (100%; Sole Member)
Seiling Wind Interconnection Services, LLC (67%; Managing Member)
Shaw Creek Solar Holdings, LLC (33.3%; Member)
Shaw Creek Solar, LLC (100%; Sole Member)
Solar Holdings Portfolio 12, LLC (100%; Class C Member)
DG Portfolio 2019 Holdings, LLC (100%; Sole Member)
DG Portfolio 2019, LLC (100%; Sole Member)
DG Amaze, LLC (100%; Sole Member)
DG California Solar, LLC (100%; Sole Member)
DG Colorado Solar, LLC (100%; Sole Member)
DG LF Solar, LLC (100%; Sole Member)
DG Minnesota CSG 1, LLC (100%; Sole Member)
DG Minnesota CSG, LLC (100%; Sole Member)
DG New Jersey Solar, LLC (100%; Sole Member)
DG New York Solar, LLC (100%; Sole Member)
DG Northeast Solar, LLC (100%; Sole Member)
DG SUNY Solar 1, LLC (100%; Sole Member)
DG Southwest Solar Portfolio 2019, LLC (100%; Sole Member)
HL Solar LLC (100%; Sole Member)
DG Waipio, LLC (100%)
Pacific Energy Solutions LLC (100%; Sole Member)
W2 Solar Holdings, LLC (100%; Sole Member)
Sierra Solar Funding, LLC (100%; Sole Member)
Sierra Solar Holdings, LLC (100%; Sole Member)
Westside Solar, LLC (100%; Sole Member)
Whitney Point Solar, LLC (100%; Sole Member)
Southwest Solar Holdings, LLC (100%; Member)
Hatch Solar Energy Center I LLC (100%; Sole Member)
Sunlight Renewables Holdings, LLC (100%; Class A Member)
Sunlight Renewables Class A Holdings, LLC (100%; Sole Member)
Sunlight Renewables, LLC (100%; Class A Member)
Sunlight Storage, LLC (100%; Sole Member)
Windstar Portfolio, LLC (100%; Sole Member)
Tusk Wind Holdings II, LLC (100%)
Windstar Energy, LLC (100%; Sole Member)
NextEra Energy Partners Constructors, LLC (100%; Sole Member)
NextEra Energy Partners Solar Acquisitions, LLC (100%; Sole Member)
Adelanto CA II, LLC (100%; Sole Member)
Adelanto Solar Funding, LLC (50.01%; Member)
Adelanto Solar Holdings, LLC (100%; Sole Member)
Adelanto Solar II, LLC (100%; Sole Member)
Adelanto Solar, LLC (100%; Sole Member)
McCoy CA II, LLC (100%; Sole Member)
McCoy Solar Holdings, LLC (50.01%; Member)
McCoy Solar Funding, LLC (100%; Sole Member)
McCoy Solar, LLC (100%; Sole Member)
NextEra Desert Center Blythe, LLC (50%; Member)
NextEra Energy Partners Ventures, LLC (100%; Sole Member)
NEP DC Holdings, LLC (100%; Sole Member)
Dos Caminos, LLC (50%; Member)
NET Holdings Management, LLC (100%; Sole Member)
NextEra Energy Partners Pipelines Holdings, LLC (100%; Sole Member)
NextEra Energy Partners Pipelines, LLC (100%; Managing Member)
Meade Pipeline Investment Holdings, LLC (100%; Sole Member)

Meade Pipeline Investment, LLC (100%; Sole Member)
 Meade Pipeline Co LLC (75%; Managing Member)
 Redwood Meade Pipeline, LLC (100%; Sole Member)
 Redwood Midstream, LLC (90%; Managing Member)
 Redwood Meade Midstream MPC, LLC (100%; Sole Member)
 Meade Pipeline Co LLC (15%; Member)
 River Road Interests LLC (100%; Sole Member)
 Meade Pipeline Co LLC (10%; Member)
 Redwood Midstream, LLC (10%; Member)
 Redwood Meade Midstream MPC, LLC (100%; Sole Member)
 Meade Pipeline Co LLC (15%; Member)
 River Road Interests LLC (100%; Sole Member)
 Meade Pipeline Co LLC (10%; Member)
South Texas Midstream Holdings, LLC (100%; Sole Member)
 South Texas Midstream, LLC (100%; Class A Member)
 NET Midstream, LLC (100%; Sole Member)
 NET General Partners, LLC (100%; Sole Member)
 Eagle Ford Midstream, LP (0.1%; General Partner)
 LaSalle Pipeline, LP (0.1%; General Partner)
 Mission Natural Gas Company, LP (0.1%; General Partner)
 Mission Valley Pipeline Company, LP (0.1%; General Partner)
 NET Mexico Pipeline, LP (0.1%; General Partner)
 NET Mexico Pipeline Partners, LLC (90%; Member)
 Red Gate Pipeline, LP (0.1%; General Partner)
 South Shore Pipeline L.P. (0.1%; General Partner)
 NET Pipeline Holdings LLC (100%; Sole Member)
 Eagle Ford Midstream, LP (99.9%; Limited Partner)
 LaSalle Pipeline, LP (99.9%; Limited Partner)
 Mission Natural Gas Company, LP (99.9%; Limited Partner)
 Mission Valley Pipeline Company, LP (99.9%; Limited Partner)
 NET Mexico Pipeline, LP (99.9%; Limited Partner)
 NET Mexico Pipeline Partners, LLC (90%; Member)
 Red Gate Pipeline, LP (99.9%; Limited Partner)
 South Shore Pipeline L.P. (99.9%; Limited Partner)
Northern Colorado Wind Energy, LLC (100%; Sole Member)
Palo Duro Wind Portfolio, LLC (100%; Sole Member)
 Palo Duro Wind Project Holdings, LLC (100%; Sole Member)
 Palo Duro Wind Energy, LLC (100%; Class A Tax Equity Member)
 Palo Duro Wind Interconnection Services, LLC (88%; Managing Member)
Shafter Solar Portfolio, LLC (100%; Sole Member)
 Shafter Solar Holdings, LLC (100%; Sole Member)
 Shafter Solar, LLC (100%; Sole Member)
Tusk Wind Holdings III, LLC (100%; Sole Member)
 Granite Reliable Power, LLC (100%; Sole Member)
NextEra Energy Operating Partners, LP (100%; Limited Partner)
NextEra Energy US Partners Holdings, LLC (100%; Sole Member)
 GR Bage (NEP), LLC (100%; Sole Member)
 Genesis Purchaser Holdings, LLC (100%; Sole Member)
 Genesis Purchaser, LLC (100%; Sole Member)
 Genesis Solar Funding Holdings, LLC (100%; Sole Member)
 Genesis Solar Funding, LLC (100%; Sole Member)
 Genesis Solar Holdings, LLC (100%; Class A Tax Equity Member)
 Elk City Wind, LLC (100%; Sole Member)
 Genesis Solar, LLC (100%; Sole Member)

NextEra Desert Center Blythe, LLC (50%; Member)
 Golden Plains Class A Holdings, LLC (100%; Sole Member)
 Golden Plains, LLC (100%; Class A Member)
 Baldwin Wind Energy, LLC (100%; Sole Member)
 Northern Colorado Wind Energy Center II, LLC (100%;
 Sole Member)
 Northern Colorado Interconnect, LLC (12.9%; Member)
 Northern Colorado Wind Energy Center, LLC (100%; Sole
 Member)
 Northern Colorado Interconnect, LLC (87.1%; Managing
 Member)
 Wilmot Energy Center, LLC (100%; Sole Member)
 Pine Brooke Class A Holdings, LLC (40%; Member)
 Pine Brooke, LLC (100%; Class A Tax Equity Member)
 Blue Summit III Wind, LLC (100%; Sole Member)
 Blue Summit Interconnection, LLC (25%; Member)
 Harmony Florida Solar, LLC (100%; Sole Member)
 Ponderosa Wind, LLC (100%; Sole Member)
 Saint Solar, LLC (100%; Sole Member)
 Sanford Airport Solar, LLC (100%; Sole Member)
 Soldier Creek Wind, LLC (100%; Sole Member)
 Taylor Creek Solar, LLC (100%; Sole Member)
 NextEra Energy Partners Acquisitions, LLC (100%; Sole Member)
 Baldwin Wind, LLC (100%; Sole Member)
 Bayhawk Wind Portfolio, LLC (100%; Sole Member)
 Bayhawk Wind Holdings, LLC (100%; Sole Member)
 Bayhawk Wind, LLC (100%; Class A Member)
 Cedar Bluff Wind, LLC (100%; Sole Member)
 Golden Hills Wind, LLC (100%; Sole Member)
 Golden Hills Interconnection, LLC (67.6%; Managing
 Member)
 Coram Portfolio II, LLC (100%; Sole Member)
 Tusk Wind Holdings V, LLC (100%; Sole Member)
 RET Coram Tehachapi Wind GP, LLC (100%; Sole Member)
 Coram California Development, L.P. (0.01%; General Partner)
 RET Tehachapi Wind Development, LLC (100%; Sole Member)
 Coram California Development, L.P. (99.99%; Limited
 Partner)
 Coram Portfolio, LLC (100%; Sole Member)
 Tusk Wind Holdings IV, LLC (100%; Sole Member)
 Coram Energy LLC (100%; Sole Member)
 Coram Tehachapi, LLC (100%; Sole Member)
 HW CA Holdings, LLC (100%; Member)
 High Winds, LLC (100%; Sole Member)
 Javelina Wind Funding, LLC (100%; Sole Member)
 Javelina Wind Energy Holdings, LLC (100%; Class A Tax Equity
 Member)
 Javelina Wind Energy, LLC (100%; Sole Member)
 Javelina Interconnection, LLC (55%; Managing Member)
 Mammoth Plains Wind Project Holdings, LLC (100%; Sole Member)
 Mammoth Plains Wind Project, LLC (100%; Class A Member)
 Meadowlark Wind, LLC (100%; Sole Member)
 NEP Renewables Holdings II, LLC (100%; Sole Member)
 NEP Renewables II, LLC (100%; Managing Member)
 Ashtabula Wind II, LLC (100%; Sole Member)
 Ashtabula Wind III, LLC (100%; Sole Member)
 FPL Energy Vansycle L.L.C. (100%; Sole Member)
 Garden Wind, LLC (100%; Sole Member)

Perrin Ranch Wind, LLC (100%; Sole Member)
 Rosmar Portfolio, LLC (100%; Sole Member)
 Rosmar Holdings, LLC (100%; Member)
 Marshall Solar, LLC (100%; Sole Member)
 Roswell Solar, LLC (100%; Sole Member)
 Roswell Solar Holdings, LLC (100%; Sole Member)
 SSSS Holdings, LLC (100%; Sole Member)
 Silver State South Solar, LLC (49.99%; Managing Member)
 Silver State Solar Power South, LLC (100%; Sole Member)
 Tuscola Bay Wind, LLC (100%; Sole Member)
 White Oak Energy Holdings, LLC (100%; Sole Member)
 White Oak Energy LLC (100%; Sole Member)
 NEP Renewables Holdings III, LLC (100%; Sole Member)
 NEP Renewables III, LLC (50%; Class B Member)
 Star Moon Holdings, LLC (100%; Class A Member)
 Moonlight Bay Class A Holdings, LLC (100%; Sole Member)
 Moonlight Bay Renewables, LLC (100%; Class A Member)
 Dodge Flat Solar, LLC (100%; Sole Member)
 Elora Solar, LLC (100%; Sole Member)
 Fish Springs Ranch Solar, LLC (100%; Sole Member)
 Little Blue Wind Project, LLC (100%; Sole Member)
 Minco Wind Energy III, LLC (100%; Sole Member)
 Minco IV & V Interconnection, LLC (27.04%; Managing
 Member)
 White Mesa Wind, LLC (100%; Sole Member)
 Stargrass Class A Holdings, LLC (100%; Sole Member)
 Stargrass, LLC (100%; Class A Member)
 Borderlands Wind, LLC (100%; Sole Member)
 Borderlands Wind Holdings, LLC (100%; Sole Member)
 Cool Springs Solar, LLC (100%; Sole Member)
 Ensign Wind Energy, LLC (100%; Sole Member)
 Hubbard Wind, LLC (100%; Sole Member)
 Irish Creek Wind, LLC (100%; Sole Member)
 Quinebaug Solar, LLC (100%; Sole Member)
 Quitman II Solar, LLC (100%; Sole Member)
 NEP Renewables III, LLC (100%; Class A Member)
 Star Moon Holdings, LLC (100%; Class A Member)
 Moonlight Bay Class A Holdings, LLC (100%; Sole Member)
 Moonlight Bay Renewables, LLC (100%; Class A Member)
 Dodge Flat Solar, LLC (100%; Sole Member)
 Elora Solar, LLC (100%; Sole Member)
 Fish Springs Ranch Solar, LLC (100%; Sole Member)
 Little Blue Wind Project, LLC (100%; Sole Member)
 Minco Wind Energy III, LLC (100%; Sole Member)
 Minco IV & V Interconnection, LLC (27.04%; Managing
 Member)
 White Mesa Wind, LLC (100%; Sole Member)
 Stargrass Class A Holdings, LLC (100%; Sole Member)
 Stargrass, LLC (100%; Class A Member)
 Borderlands Wind, LLC (100%; Sole Member)
 Borderlands Wind Holdings, LLC (100%; Sole Member)
 Cool Springs Solar, LLC (100%; Sole Member)
 Ensign Wind Energy, LLC (100%; Sole Member)
 Hubbard Wind, LLC (100%; Sole Member)
 Irish Creek Wind, LLC (100%; Sole Member)
 Quinebaug Solar, LLC (100%; Sole Member)
 Quitman II Solar, LLC (100%; Sole Member)
 NEP Renewables Holdings IV, LLC (100%; Sole Member)

NEP Renewables IV, LLC (100%; Class A Member)
 Alta Wind Portfolio, LLC (100%; Sole Member)
 Tusk Wind Holdings, LLC (100%; Sole Member)
 Alta Wind VIII, LLC (100%; Sole Member)
Dogwood Wind Holdings, LLC (100%; Sole Member)
 Dogwood Wind, LLC (100%; Class A Tax Equity Member)
 Oliver Wind III, LLC (100%; Sole Member)
 Osborn Wind Energy, LLC (100%; Sole Member)
Elk City Sholes Holdings, LLC (100%; Class B Member)
 Elk City II Wind Funding, LLC (100%; Sole Member)
 Southwest Wind, LLC (100%; Class A Tax Equity Member)
 Elk City Renewables II, LLC (100%; Sole Member)
 Sholes Wind Funding, LLC (100%; Sole Member)
 Sholes Wind Class A Holdings, LLC (100%; Sole Member)
 Sholes Wind, LLC (100%; Class A Member)
Emerald Breeze Holdings, LLC (100%; Class A Member)
 Emerald Breeze Class A Holdings, LLC (100%; Sole Member)
 Emerald Breeze, LLC (100%; Class A Member)
 Appaloosa Run Wind, LLC (100%; Sole Member)
 Great Prairie Wind, LLC (100%; Sole Member)
 Yellow Pine Solar, LLC (100%; Sole Member)
 Yellow Pine Solar Interconnect, LLC (50%; Managing Member)
Golden West Wind Holdings, LLC (100%; Sole Member)
 Golden West Power Partners, LLC (100%; Class A Tax Equity Member)
Nokota Wind Holdings, LLC (100%; Sole Member)
 Nokota Wind, LLC (100%; Class A Tax Equity Member)
 Brady Wind II, LLC (100%; Sole Member)
 Brady Interconnection, LLC (50%; Member)
 Brady Wind, LLC (100%; Sole Member)
 Brady Interconnection, LLC (50%; Managing Member)
Sac County Wind Holdings, LLC (100%; Class B Member)
 Sac County Wind Class A Holdings, LLC (100%; Class A Member)
 Sac County Wind, LLC (100%; Class A Member)

NEP Renewables IV, LLC (31.2%; Class B Member)
 Alta Wind Portfolio, LLC (100%; Sole Member)
 Tusk Wind Holdings, LLC (100%; Sole Member)
 Alta Wind VIII, LLC (100%; Sole Member)
Dogwood Wind Holdings, LLC (100%; Sole Member)
 Dogwood Wind, LLC (100%; Class A Tax Equity Member)
 Oliver Wind III, LLC (100%; Sole Member)
 Osborn Wind Energy, LLC (100%; Sole Member)
Elk City Sholes Holdings, LLC (100%; Class B Member)
 Elk City II Wind Funding, LLC (100%; Sole Member)
 Southwest Wind, LLC (100%; Class A Tax Equity Member)
 Elk City Renewables II, LLC (100%; Sole Member)
 Sholes Wind Funding, LLC (100%; Sole Member)
 Sholes Wind Class A Holdings, LLC (100%; Sole Member)
 Sholes Wind, LLC (100%; Class A Member)
Emerald Breeze Holdings, LLC (100%; Class A Member)
 Emerald Breeze Class A Holdings, LLC (100%; Sole Member)
 Emerald Breeze, LLC (100%; Class A Member)
 Appaloosa Run Wind, LLC (100%; Sole Member)
 Great Prairie Wind, LLC (100%; Sole Member)
 Yellow Pine Solar, LLC (100%; Sole Member)
 Yellow Pine Solar Interconnect, LLC (50%; Managing Member)

Member)

Golden West Wind Holdings, LLC (100%; Sole Member)
Golden West Power Partners, LLC (100%; Class A Tax Equity Member)

Nokota Wind Holdings, LLC (100%; Sole Member)
Nokota Wind, LLC (100%; Class A Tax Equity Member)
Brady Wind II, LLC (100%; Sole Member)
Brady Interconnection, LLC (50%; Member)
Brady Wind, LLC (100%; Sole Member)
Brady Interconnection, LLC (50%; Managing Member)

Sac County Wind Holdings, LLC (100%; Class B Member)
Sac County Wind Class A Holdings, LLC (100%; Class A Member)
Sac County Wind, LLC (100%; Class A Member)

NEP Renewables Holdings, LLC (100%; Sole Member)
NEP Renewables, LLC (100%; Sole Member)
Breckinridge Wind Class A Holdings, LLC (100%; Sole Member)
Breckinridge Wind Project, LLC (100%; Class A Tax Equity Member)

Carousel Wind Holdings, LLC (100%; Sole Member)
Carousel Wind Farm, LLC (100%; Class A Tax Equity Member)

Monarch Wind Holdings, LLC (100%; Sole Member)
Monarch Wind, LLC (100%; Class A Tax Equity Member)
Javelina Wind Holdings II, LLC (100%; Sole Member)
Javelina Wind Energy II, LLC (100%; Sole Member)
Javelina Interconnection, LLC (45%; Member)
Rush Springs Wind Energy, LLC (100%; Sole Member)

Mountain View Solar Holdings, LLC (100%; Sole Member)
Mountain View Solar, LLC (100%; Sole Member)

Pacific Plains Wind Class A Holdings, LLC (100%; Sole Member)
Pacific Plains Wind, LLC (100%; Class A Tax Equity Member)
Cottonwood Wind Project Holdings, LLC (100%; Sole Member)
Cottonwood Wind Project, LLC (100%; Sole Member)
Golden Hills North Wind, LLC (100%; Sole Member)
Golden Hills Interconnection, LLC (32.4%; Member)
NextEra Energy Bluff Point, LLC (100%; Sole Member)

NextEra Desert Sunlight Holdings, LLC (99.8%; Member)
Desert Sunlight Investment Holdings, LLC (50%; Managing Member)
Desert Sunlight Holdings, LLC (100%; Sole Member)
Desert Sunlight 250, LLC (100%; Sole Member)
Desert Sunlight 300, LLC (100%; Sole Member)

Nutmeg Solar Holdings, LLC (33.3%; Member)
Nutmeg Solar, LLC (100%; Sole Member)

Palomino Wind Holdings, LLC (100%; Sole Member)
Palomino Wind, LLC (100%; Class A Tax Equity Member)
Kingman Wind Energy I, LLC (100%; Sole Member)
Kingman Wind Energy II, LLC (100%; Sole Member)
Prairie View Wind Holdings, LLC (100%; Sole Member)
Ninnescah Wind Energy LLC (100%; Sole Member)

Sac County Wind Holdings, LLC (100%; Class A Member)
Sac County Wind Class A Holdings, LLC (100%; Class A Member)
Sac County Wind, LLC (100%; Class A Member)

Seiling Wind Investments, LLC (100%; Sole Member)
Seiling Wind Holdings, LLC (100%; Sole Member)
Seiling Wind Portfolio, LLC (100%; Class A Tax Equity Member)

Seiling Wind II, LLC (100%; Sole Member)
 Seiling Wind Interconnection Services, LLC (33%; Member)
 Seiling Wind, LLC (100%; Sole Member)
 Seiling Wind Interconnection Services, LLC (67%; Managing Member)
 Shaw Creek Solar Holdings, LLC (33.3%; Member)
 Shaw Creek Solar, LLC (100%; Sole Member)
 Solar Holdings Portfolio 12, LLC (100%; Class C Member)
 DG Portfolio 2019 Holdings, LLC (100%; Sole Member)
 DG Portfolio 2019, LLC (100%; Sole Member)
 DG Amaze, LLC (100%; Sole Member)
 DG California Solar, LLC (100%; Sole Member)
 DG Colorado Solar, LLC (100%; Sole Member)
 DG LF Solar, LLC (100%; Sole Member)
 DG Minnesota CSG 1, LLC (100%; Sole Member)
 DG Minnesota CSG, LLC (100%; Sole Member)
 DG New Jersey Solar, LLC (100%; Sole Member)
 DG New York Solar, LLC (100%; Sole Member)
 DG Northeast Solar, LLC (100%; Sole Member)
 DG SUNY Solar 1, LLC (100%; Sole Member)
 DG Southwest Solar Portfolio 2019, LLC (100%; Sole Member)
 HL Solar LLC (100%; Sole Member)
 DG Waipio, LLC (100%)
 Pacific Energy Solutions LLC (100%; Sole Member)
 W2 Solar Holdings, LLC (100%; Sole Member)
 Sierra Solar Funding, LLC (100%; Sole Member)
 Sierra Solar Holdings, LLC (100%; Sole Member)
 Westside Solar, LLC (100%; Sole Member)
 Whitney Point Solar, LLC (100%; Sole Member)
 Southwest Solar Holdings, LLC (100%; Member)
 Hatch Solar Energy Center I LLC (100%; Sole Member)
 Sunlight Renewables Holdings, LLC (100%; Class A Member)
 Sunlight Renewables Class A Holdings, LLC (100%; Sole Member)
 Sunlight Renewables, LLC (100%; Class A Member)
 Sunlight Storage, LLC (100%; Sole Member)
 Windstar Portfolio, LLC (100%; Sole Member)
 Tusk Wind Holdings II, LLC (100%)
 Windstar Energy, LLC (100%; Sole Member)
 NextEra Energy Partners Constructors, LLC (100%; Sole Member)
 NextEra Energy Partners Solar Acquisitions, LLC (100%; Sole Member)
 Adelanto CA II, LLC (100%; Sole Member)
 Adelanto Solar Funding, LLC (50.01%; Member)
 Adelanto Solar Holdings, LLC (100%; Sole Member)
 Adelanto Solar II, LLC (100%; Sole Member)
 Adelanto Solar, LLC (100%; Sole Member)
 McCoy CA II, LLC (100%; Sole Member)
 McCoy Solar Holdings, LLC (50.01%; Member)
 McCoy Solar Funding, LLC (100%; Sole Member)
 McCoy Solar, LLC (100%; Sole Member)
 NextEra Desert Center Blythe, LLC (50%; Member)
 NextEra Energy Partners Ventures, LLC (100%; Sole Member)
 NEP DC Holdings, LLC (100%; Sole Member)
 Dos Caminos, LLC (50%; Member)
 NET Holdings Management, LLC (100%; Sole Member)
 NextEra Energy Partners Pipelines Holdings, LLC (100%; Sole Member)
 NextEra Energy Partners Pipelines, LLC (100%; Managing Member)

Meade Pipeline Investment Holdings, LLC (100%; Sole Member)
Meade Pipeline Investment, LLC (100%; Sole Member)
Meade Pipeline Co LLC (75%; Managing Member)
Redwood Meade Pipeline, LLC (100%; Sole Member)
Redwood Midstream, LLC (90%; Managing Member)
Redwood Meade Midstream MPC, LLC (100%; Sole Member)
Meade Pipeline Co LLC (15%; Member)
River Road Interests LLC (100%; Sole Member)
Meade Pipeline Co LLC (10%; Member)
Redwood Midstream, LLC (10%; Member)
Redwood Meade Midstream MPC, LLC (100%; Sole Member)
Meade Pipeline Co LLC (15%; Member)
River Road Interests LLC (100%; Sole Member)
Meade Pipeline Co LLC (10%; Member)
South Texas Midstream Holdings, LLC (100%; Sole Member)
South Texas Midstream, LLC (100%; Class A Member)
NET Midstream, LLC (100%; Sole Member)
NET General Partners, LLC (100%; Sole Member)
Eagle Ford Midstream, LP (0.1%; General Partner)
LaSalle Pipeline, LP (0.1%; General Partner)
Mission Natural Gas Company, LP (0.1%; General Partner)
Mission Valley Pipeline Company, LP (0.1%; General Partner)
NET Mexico Pipeline, LP (0.1%; General Partner)
NET Mexico Pipeline Partners, LLC (90%; Member)
Red Gate Pipeline, LP (0.1%; General Partner)
South Shore Pipeline L.P. (0.1%; General Partner)
NET Pipeline Holdings LLC (100%; Sole Member)
Eagle Ford Midstream, LP (99.9%; Limited Partner)
LaSalle Pipeline, LP (99.9%; Limited Partner)
Mission Natural Gas Company, LP (99.9%; Limited Partner)
Mission Valley Pipeline Company, LP (99.9%; Limited Partner)
NET Mexico Pipeline, LP (99.9%; Limited Partner)
NET Mexico Pipeline Partners, LLC (90%; Member)
Red Gate Pipeline, LP (99.9%; Limited Partner)
South Shore Pipeline L.P. (99.9%; Limited Partner)
Northern Colorado Wind Energy, LLC (100%; Sole Member)
Palo Duro Wind Portfolio, LLC (100%; Sole Member)
Palo Duro Wind Project Holdings, LLC (100%; Sole Member)
Palo Duro Wind Energy, LLC (100%; Class A Tax Equity Member)
Palo Duro Wind Interconnection Services, LLC (88%; Managing Member)
Shafter Solar Portfolio, LLC (100%; Sole Member)
Shafter Solar Holdings, LLC (100%; Sole Member)
Shafter Solar, LLC (100%; Sole Member)
Tusk Wind Holdings III, LLC (100%; Sole Member)
Granite Reliable Power, LLC (100%; Sole Member)
NextEra Energy Operating Partners, LP (53.758%; Limited Partner)
NextEra Energy US Partners Holdings, LLC (100%; Sole Member)
GR Bage (NEP), LLC (100%; Sole Member)
Genesis Purchaser Holdings, LLC (100%; Sole Member)
Genesis Purchaser, LLC (100%; Sole Member)
Genesis Solar Funding Holdings, LLC (100%; Sole Member)
Genesis Solar Funding, LLC (100%; Sole Member)
Genesis Solar Holdings, LLC (100%; Class A Tax Equity Member)
Elk City Wind, LLC (100%; Sole Member)

Genesis Solar, LLC (100%; Sole Member)
NextEra Desert Center Blythe, LLC (50%; Member)
Golden Plains Class A Holdings, LLC (100%; Sole Member)
Golden Plains, LLC (100%; Class A Member)
Baldwin Wind Energy, LLC (100%; Sole Member)
Northern Colorado Wind Energy Center II, LLC (100%; Sole Member)
Northern Colorado Interconnect, LLC (12.9%; Member)
Northern Colorado Wind Energy Center, LLC (100%; Sole Member)
Northern Colorado Interconnect, LLC (87.1%; Managing Member)
Wilmot Energy Center, LLC (100%; Sole Member)
Pine Brooke Class A Holdings, LLC (40%; Member)
Pine Brooke, LLC (100%; Class A Tax Equity Member)
Blue Summit III Wind, LLC (100%; Sole Member)
Blue Summit Interconnection, LLC (25%; Member)
Harmony Florida Solar, LLC (100%; Sole Member)
Ponderosa Wind, LLC (100%; Sole Member)
Saint Solar, LLC (100%; Sole Member)
Sanford Airport Solar, LLC (100%; Sole Member)
Soldier Creek Wind, LLC (100%; Sole Member)
Taylor Creek Solar, LLC (100%; Sole Member)
NextEra Energy Partners Acquisitions, LLC (100%; Sole Member)
Baldwin Wind, LLC (100%; Sole Member)
Bayhawk Wind Portfolio, LLC (100%; Sole Member)
Bayhawk Wind Holdings, LLC (100%; Sole Member)
Bayhawk Wind, LLC (100%; Class A Member)
Cedar Bluff Wind, LLC (100%; Sole Member)
Golden Hills Wind, LLC (100%; Sole Member)
Golden Hills Interconnection, LLC (67.6%; Managing Member)
Coram Portfolio II, LLC (100%; Sole Member)
Tusk Wind Holdings V, LLC (100%; Sole Member)
RET Coram Tehachapi Wind GP, LLC (100%; Sole Member)
Coram California Development, L.P. (0.01%; General Partner)
RET Tehachapi Wind Development, LLC (100%; Sole Member)
Coram California Development, L.P. (99.99%; Limited Partner)
Coram Portfolio, LLC (100%; Sole Member)
Tusk Wind Holdings IV, LLC (100%; Sole Member)
Coram Energy LLC (100%; Sole Member)
Coram Tehachapi, LLC (100%; Sole Member)
HW CA Holdings, LLC (100%; Member)
High Winds, LLC (100%; Sole Member)
Javelina Wind Funding, LLC (100%; Sole Member)
Javelina Wind Energy Holdings, LLC (100%; Class A Tax Equity Member)
Javelina Wind Energy, LLC (100%; Sole Member)
Javelina Interconnection, LLC (55%; Managing Member)
Mammoth Plains Wind Project Holdings, LLC (100%; Sole Member)
Mammoth Plains Wind Project, LLC (100%; Class A Member)
Meadowlark Wind, LLC (100%; Sole Member)
NEP Renewables Holdings II, LLC (100%; Sole Member)
NEP Renewables II, LLC (100%; Managing Member)
Ashtabula Wind II, LLC (100%; Sole Member)
Ashtabula Wind III, LLC (100%; Sole Member)
FPL Energy Vansycle L.L.C. (100%; Sole Member)

Garden Wind, LLC (100%; Sole Member)
 Perrin Ranch Wind, LLC (100%; Sole Member)
 Rosmar Portfolio, LLC (100%; Sole Member)
 Rosmar Holdings, LLC (100%; Member)
 Marshall Solar, LLC (100%; Sole Member)
 Roswell Solar, LLC (100%; Sole Member)
 Roswell Solar Holdings, LLC (100%; Sole Member)
 SSSS Holdings, LLC (100%; Sole Member)
 Silver State South Solar, LLC (49.99%; Managing Member)
 Silver State Solar Power South, LLC (100%; Sole Member)
 Tuscola Bay Wind, LLC (100%; Sole Member)
 White Oak Energy Holdings, LLC (100%; Sole Member)
 White Oak Energy LLC (100%; Sole Member)
 NEP Renewables Holdings III, LLC (100%; Sole Member)
 NEP Renewables III, LLC (50%; Class B Member)
 Star Moon Holdings, LLC (100%; Class A Member)
 Moonlight Bay Class A Holdings, LLC (100%; Sole Member)
 Moonlight Bay Renewables, LLC (100%; Class A Member)
 Dodge Flat Solar, LLC (100%; Sole Member)
 Elora Solar, LLC (100%; Sole Member)
 Fish Springs Ranch Solar, LLC (100%; Sole Member)
 Little Blue Wind Project, LLC (100%; Sole Member)
 Minco Wind Energy III, LLC (100%; Sole Member)
 Minco IV & V Interconnection, LLC (27.04%; Managing
 Member)
 White Mesa Wind, LLC (100%; Sole Member)
 Stargrass Class A Holdings, LLC (100%; Sole Member)
 Stargrass, LLC (100%; Class A Member)
 Borderlands Wind, LLC (100%; Sole Member)
 Borderlands Wind Holdings, LLC (100%; Sole Member)
 Cool Springs Solar, LLC (100%; Sole Member)
 Ensign Wind Energy, LLC (100%; Sole Member)
 Hubbard Wind, LLC (100%; Sole Member)
 Irish Creek Wind, LLC (100%; Sole Member)
 Quinebaug Solar, LLC (100%; Sole Member)
 Quitman II Solar, LLC (100%; Sole Member)
 NEP Renewables III, LLC (100%; Class A Member)
 Star Moon Holdings, LLC (100%; Class A Member)
 Moonlight Bay Class A Holdings, LLC (100%; Sole Member)
 Moonlight Bay Renewables, LLC (100%; Class A Member)
 Dodge Flat Solar, LLC (100%; Sole Member)
 Elora Solar, LLC (100%; Sole Member)
 Fish Springs Ranch Solar, LLC (100%; Sole Member)
 Little Blue Wind Project, LLC (100%; Sole Member)
 Minco Wind Energy III, LLC (100%; Sole Member)
 Minco IV & V Interconnection, LLC (27.04%; Managing
 Member)
 White Mesa Wind, LLC (100%; Sole Member)
 Stargrass Class A Holdings, LLC (100%; Sole Member)
 Stargrass, LLC (100%; Class A Member)
 Borderlands Wind, LLC (100%; Sole Member)
 Borderlands Wind Holdings, LLC (100%; Sole Member)
 Cool Springs Solar, LLC (100%; Sole Member)
 Ensign Wind Energy, LLC (100%; Sole Member)
 Hubbard Wind, LLC (100%; Sole Member)
 Irish Creek Wind, LLC (100%; Sole Member)
 Quinebaug Solar, LLC (100%; Sole Member)
 Quitman II Solar, LLC (100%; Sole Member)

NEP Renewables Holdings IV, LLC (100%; Sole Member)
NEP Renewables IV, LLC (100%; Class A Member)
Alta Wind Portfolio, LLC (100%; Sole Member)
Tusk Wind Holdings, LLC (100%; Sole Member)
Alta Wind VIII, LLC (100%; Sole Member)
Dogwood Wind Holdings, LLC (100%; Sole Member)
Dogwood Wind, LLC (100%; Class A Tax Equity Member)
Oliver Wind III, LLC (100%; Sole Member)
Osborn Wind Energy, LLC (100%; Sole Member)
Elk City Sholes Holdings, LLC (100%; Class B Member)
Elk City II Wind Funding, LLC (100%; Sole Member)
Southwest Wind, LLC (100%; Class A Tax Equity Member)
Elk City Renewables II, LLC (100%; Sole Member)
Sholes Wind Funding, LLC (100%; Sole Member)
Sholes Wind Class A Holdings, LLC (100%; Sole Member)
Sholes Wind, LLC (100%; Class A Member)
Emerald Breeze Holdings, LLC (100%; Class A Member)
Emerald Breeze Class A Holdings, LLC (100%; Sole Member)
Emerald Breeze, LLC (100%; Class A Member)
Appaloosa Run Wind, LLC (100%; Sole Member)
Great Prairie Wind, LLC (100%; Sole Member)
Yellow Pine Solar, LLC (100%; Sole Member)
Yellow Pine Solar Interconnect, LLC (50%; Managing Member)
Golden West Wind Holdings, LLC (100%; Sole Member)
Golden West Power Partners, LLC (100%; Class A Tax Equity Member)
Nokota Wind Holdings, LLC (100%; Sole Member)
Nokota Wind, LLC (100%; Class A Tax Equity Member)
Brady Wind II, LLC (100%; Sole Member)
Brady Interconnection, LLC (50%; Member)
Brady Wind, LLC (100%; Sole Member)
Brady Interconnection, LLC (50%; Managing Member)
Sac County Wind Holdings, LLC (100%; Class B Member)
Sac County Wind Class A Holdings, LLC (100%; Class A Member)
Sac County Wind, LLC (100%; Class A Member)
NEP Renewables IV, LLC (31.2%; Class B Member)
Alta Wind Portfolio, LLC (100%; Sole Member)
Tusk Wind Holdings, LLC (100%; Sole Member)
Alta Wind VIII, LLC (100%; Sole Member)
Dogwood Wind Holdings, LLC (100%; Sole Member)
Dogwood Wind, LLC (100%; Class A Tax Equity Member)
Oliver Wind III, LLC (100%; Sole Member)
Osborn Wind Energy, LLC (100%; Sole Member)
Elk City Sholes Holdings, LLC (100%; Class B Member)
Elk City II Wind Funding, LLC (100%; Sole Member)
Southwest Wind, LLC (100%; Class A Tax Equity Member)
Elk City Renewables II, LLC (100%; Sole Member)
Sholes Wind Funding, LLC (100%; Sole Member)
Sholes Wind Class A Holdings, LLC (100%; Sole Member)
Sholes Wind, LLC (100%; Class A Member)
Emerald Breeze Holdings, LLC (100%; Class A Member)
Emerald Breeze Class A Holdings, LLC (100%; Sole Member)
Emerald Breeze, LLC (100%; Class A Member)
Appaloosa Run Wind, LLC (100%; Sole Member)
Great Prairie Wind, LLC (100%; Sole Member)
Yellow Pine Solar, LLC (100%; Sole Member)

Yellow Pine Solar Interconnect, LLC (50%; Managing Member)
Golden West Wind Holdings, LLC (100%; Sole Member)
Golden West Power Partners, LLC (100%; Class A Tax Equity Member)
Nokota Wind Holdings, LLC (100%; Sole Member)
Nokota Wind, LLC (100%; Class A Tax Equity Member)
Brady Wind II, LLC (100%; Sole Member)
Brady Interconnection, LLC (50%; Member)
Brady Wind, LLC (100%; Sole Member)
Brady Interconnection, LLC (50%; Managing Member)
Sac County Wind Holdings, LLC (100%; Class B Member)
Sac County Wind Class A Holdings, LLC (100%; Class A Member)
Sac County Wind, LLC (100%; Class A Member)
NEP Renewables Holdings, LLC (100%; Sole Member)
NEP Renewables, LLC (100%; Sole Member)
Breckinridge Wind Class A Holdings, LLC (100%; Sole Member)
Breckinridge Wind Project, LLC (100%; Class A Tax Equity Member)
Carousel Wind Holdings, LLC (100%; Sole Member)
Carousel Wind Farm, LLC (100%; Class A Tax Equity Member)
Monarch Wind Holdings, LLC (100%; Sole Member)
Monarch Wind, LLC (100%; Class A Tax Equity Member)
Javelina Wind Holdings II, LLC (100%; Sole Member)
Javelina Wind Energy II, LLC (100%; Sole Member)
Javelina Interconnection, LLC (45%; Member)
Rush Springs Wind Energy, LLC (100%; Sole Member)
Mountain View Solar Holdings, LLC (100%; Sole Member)
Mountain View Solar, LLC (100%; Sole Member)
Pacific Plains Wind Class A Holdings, LLC (100%; Sole Member)
Pacific Plains Wind, LLC (100%; Class A Tax Equity Member)
Cottonwood Wind Project Holdings, LLC (100%; Sole Member)
Cottonwood Wind Project, LLC (100%; Sole Member)
Golden Hills North Wind, LLC (100%; Sole Member)
Golden Hills Interconnection, LLC (32.4%; Member)
NextEra Energy Bluff Point, LLC (100%; Sole Member)
NextEra Desert Sunlight Holdings, LLC (99.8%; Member)
Desert Sunlight Investment Holdings, LLC (50%; Managing Member)
Desert Sunlight Holdings, LLC (100%; Sole Member)
Desert Sunlight 250, LLC (100%; Sole Member)
Desert Sunlight 300, LLC (100%; Sole Member)
Nutmeg Solar Holdings, LLC (33.3%; Member)
Nutmeg Solar, LLC (100%; Sole Member)
Palomino Wind Holdings, LLC (100%; Sole Member)
Palomino Wind, LLC (100%; Class A Tax Equity Member)
Kingman Wind Energy I, LLC (100%; Sole Member)
Kingman Wind Energy II, LLC (100%; Sole Member)
Prairie View Wind Holdings, LLC (100%; Sole Member)
Ninnescah Wind Energy LLC (100%; Sole Member)
Sac County Wind Holdings, LLC (100%; Class A Member)
Sac County Wind Class A Holdings, LLC (100%; Class A Member)
Sac County Wind, LLC (100%; Class A Member)
Seiling Wind Investments, LLC (100%; Sole Member)
Seiling Wind Holdings, LLC (100%; Sole Member)
Seiling Wind Portfolio, LLC (100%; Class A Tax Equity

Member)

- Seiling Wind II, LLC (100%; Sole Member)
- Seiling Wind Interconnection Services, LLC (33%; Member)
- Seiling Wind, LLC (100%; Sole Member)
- Seiling Wind Interconnection Services, LLC (67%; Managing Member)
- Shaw Creek Solar Holdings, LLC (33.3%; Member)
- Shaw Creek Solar, LLC (100%; Sole Member)
- Solar Holdings Portfolio 12, LLC (100%; Class C Member)
- DG Portfolio 2019 Holdings, LLC (100%; Sole Member)
- DG Portfolio 2019, LLC (100%; Sole Member)
- DG Amaze, LLC (100%; Sole Member)
- DG California Solar, LLC (100%; Sole Member)
- DG Colorado Solar, LLC (100%; Sole Member)
- DG LF Solar, LLC (100%; Sole Member)
- DG Minnesota CSG 1, LLC (100%; Sole Member)
- DG Minnesota CSG, LLC (100%; Sole Member)
- DG New Jersey Solar, LLC (100%; Sole Member)
- DG New York Solar, LLC (100%; Sole Member)
- DG Northeast Solar, LLC (100%; Sole Member)
- DG SUNY Solar 1, LLC (100%; Sole Member)
- DG Southwest Solar Portfolio 2019, LLC (100%; Sole Member)
- HL Solar LLC (100%; Sole Member)
- DG Waipio, LLC (100%)
- Pacific Energy Solutions LLC (100%; Sole Member)
- W2 Solar Holdings, LLC (100%; Sole Member)
- Sierra Solar Funding, LLC (100%; Sole Member)
- Sierra Solar Holdings, LLC (100%; Sole Member)
- Westside Solar, LLC (100%; Sole Member)
- Whitney Point Solar, LLC (100%; Sole Member)
- Southwest Solar Holdings, LLC (100%; Member)
- Hatch Solar Energy Center I LLC (100%; Sole Member)
- Sunlight Renewables Holdings, LLC (100%; Class A Member)
- Sunlight Renewables Class A Holdings, LLC (100%; Sole Member)
- Sunlight Renewables, LLC (100%; Class A Member)
- Sunlight Storage, LLC (100%; Sole Member)
- Windstar Portfolio, LLC (100%; Sole Member)
- Tusk Wind Holdings II, LLC (100%)
- Windstar Energy, LLC (100%; Sole Member)
- NextEra Energy Partners Constructors, LLC (100%; Sole Member)
- NextEra Energy Partners Solar Acquisitions, LLC (100%; Sole Member)
- Adelanto CA II, LLC (100%; Sole Member)
- Adelanto Solar Funding, LLC (50.01%; Member)
- Adelanto Solar Holdings, LLC (100%; Sole Member)
- Adelanto Solar II, LLC (100%; Sole Member)
- Adelanto Solar, LLC (100%; Sole Member)
- McCoy CA II, LLC (100%; Sole Member)
- McCoy Solar Holdings, LLC (50.01%; Member)
- McCoy Solar Funding, LLC (100%; Sole Member)
- McCoy Solar, LLC (100%; Sole Member)
- NextEra Desert Center Blythe, LLC (50%; Member)
- NextEra Energy Partners Ventures, LLC (100%; Sole Member)
- NEP DC Holdings, LLC (100%; Sole Member)
- Dos Caminos, LLC (50%; Member)
- NET Holdings Management, LLC (100%; Sole Member)
- NextEra Energy Partners Pipelines Holdings, LLC (100%; Sole Member)

NextEra Energy Partners Pipelines, LLC (100%; Managing Member)
Meade Pipeline Investment Holdings, LLC (100%; Sole Member)
Meade Pipeline Investment, LLC (100%; Sole Member)
Meade Pipeline Co LLC (75%; Managing Member)
Redwood Meade Pipeline, LLC (100%; Sole Member)
Redwood Midstream, LLC (90%; Managing Member)
Redwood Meade Midstream MPC, LLC (100%; Sole Member)
Meade Pipeline Co LLC (15%; Member)
River Road Interests LLC (100%; Sole Member)
Meade Pipeline Co LLC (10%; Member)
Redwood Midstream, LLC (10%; Member)
Redwood Meade Midstream MPC, LLC (100%; Sole Member)
Meade Pipeline Co LLC (15%; Member)
River Road Interests LLC (100%; Sole Member)
Meade Pipeline Co LLC (10%; Member)
South Texas Midstream Holdings, LLC (100%; Sole Member)
South Texas Midstream, LLC (100%; Class A Member)
NET Midstream, LLC (100%; Sole Member)
NET General Partners, LLC (100%; Sole Member)
Eagle Ford Midstream, LP (0.1%; General Partner)
LaSalle Pipeline, LP (0.1%; General Partner)
Mission Natural Gas Company, LP (0.1%; General Partner)
Mission Valley Pipeline Company, LP (0.1%; General Partner)
NET Mexico Pipeline, LP (0.1%; General Partner)
NET Mexico Pipeline Partners, LLC (90%; Member)
Red Gate Pipeline, LP (0.1%; General Partner)
South Shore Pipeline L.P. (0.1%; General Partner)
NET Pipeline Holdings LLC (100%; Sole Member)
Eagle Ford Midstream, LP (99.9%; Limited Partner)
LaSalle Pipeline, LP (99.9%; Limited Partner)
Mission Natural Gas Company, LP (99.9%; Limited Partner)
Mission Valley Pipeline Company, LP (99.9%; Limited Partner)
NET Mexico Pipeline, LP (99.9%; Limited Partner)
NET Mexico Pipeline Partners, LLC (90%; Member)
Red Gate Pipeline, LP (99.9%; Limited Partner)
South Shore Pipeline L.P. (99.9%; Limited Partner)
Northern Colorado Wind Energy, LLC (100%; Sole Member)
Palo Duro Wind Portfolio, LLC (100%; Sole Member)
Palo Duro Wind Project Holdings, LLC (100%; Sole Member)
Palo Duro Wind Energy, LLC (100%; Class A Tax Equity Member)
Palo Duro Wind Interconnection Services, LLC (88%; Managing Member)
Shafter Solar Portfolio, LLC (100%; Sole Member)
Shafter Solar Holdings, LLC (100%; Sole Member)
Shafter Solar, LLC (100%; Sole Member)
Tusk Wind Holdings III, LLC (100%; Sole Member)
Granite Reliable Power, LLC (100%; Sole Member)
NextEra Energy Partners, LP (53.758%; Limited Partner)
NextEra Energy Operating Partners GP, LLC (100%; Sole Member)
NextEra Energy Operating Partners, LP (100%; General Partner)
NextEra Energy US Partners Holdings, LLC (100%; Sole Member)
GR Bage (NEP), LLC (100%; Sole Member)
Genesis Purchaser Holdings, LLC (100%; Sole Member)
Genesis Purchaser, LLC (100%; Sole Member)
Genesis Solar Funding Holdings, LLC (100%; Sole Member)
Genesis Solar Funding, LLC (100%; Sole Member)

Genesis Solar Holdings, LLC (100%; Class A Tax Equity Member)
 Elk City Wind, LLC (100%; Sole Member)
 Genesis Solar, LLC (100%; Sole Member)
 NextEra Desert Center Blythe, LLC (50%; Member)
 Golden Plains Class A Holdings, LLC (100%; Sole Member)
 Golden Plains, LLC (100%; Class A Member)
 Baldwin Wind Energy, LLC (100%; Sole Member)
 Northern Colorado Wind Energy Center II, LLC (100%; Sole Member)
 Northern Colorado Interconnect, LLC (12.9%; Member)
 Northern Colorado Wind Energy Center, LLC (100%; Sole Member)
 Northern Colorado Interconnect, LLC (87.1%; Managing Member)
 Wilmot Energy Center, LLC (100%; Sole Member)
 Pine Brooke Class A Holdings, LLC (40%; Member)
 Pine Brooke, LLC (100%; Class A Tax Equity Member)
 Blue Summit III Wind, LLC (100%; Sole Member)
 Blue Summit Interconnection, LLC (25%; Member)
 Harmony Florida Solar, LLC (100%; Sole Member)
 Ponderosa Wind, LLC (100%; Sole Member)
 Saint Solar, LLC (100%; Sole Member)
 Sanford Airport Solar, LLC (100%; Sole Member)
 Soldier Creek Wind, LLC (100%; Sole Member)
 Taylor Creek Solar, LLC (100%; Sole Member)
NextEra Energy Partners Acquisitions, LLC (100%; Sole Member)
 Baldwin Wind, LLC (100%; Sole Member)
 Bayhawk Wind Portfolio, LLC (100%; Sole Member)
 Bayhawk Wind Holdings, LLC (100%; Sole Member)
 Bayhawk Wind, LLC (100%; Class A Member)
 Cedar Bluff Wind, LLC (100%; Sole Member)
 Golden Hills Wind, LLC (100%; Sole Member)
 Golden Hills Interconnection, LLC (67.6%; Managing Member)
 Coram Portfolio II, LLC (100%; Sole Member)
 Tusk Wind Holdings V, LLC (100%; Sole Member)
 RET Coram Tehachapi Wind GP, LLC (100%; Sole Member)
 Coram California Development, L.P. (0.01%; General Partner)
 RET Tehachapi Wind Development, LLC (100%; Sole Member)
 Coram California Development, L.P. (99.99%; Limited Partner)
 Coram Portfolio, LLC (100%; Sole Member)
 Tusk Wind Holdings IV, LLC (100%; Sole Member)
 Coram Energy LLC (100%; Sole Member)
 Coram Tehachapi, LLC (100%; Sole Member)
 HW CA Holdings, LLC (100%; Member)
 High Winds, LLC (100%; Sole Member)
 Javelina Wind Funding, LLC (100%; Sole Member)
 Javelina Wind Energy Holdings, LLC (100%; Class A Tax Equity Member)
 Javelina Wind Energy, LLC (100%; Sole Member)
 Javelina Interconnection, LLC (55%; Managing Member)
 Mammoth Plains Wind Project Holdings, LLC (100%; Sole Member)
 Mammoth Plains Wind Project, LLC (100%; Class A Member)

Meadowlark Wind, LLC (100%; Sole Member)
NEP Renewables Holdings II, LLC (100%; Sole Member)
 NEP Renewables II, LLC (100%; Managing Member)
 Ashtabula Wind II, LLC (100%; Sole Member)
 Ashtabula Wind III, LLC (100%; Sole Member)
 FPL Energy Vansycle L.L.C. (100%; Sole Member)
 Garden Wind, LLC (100%; Sole Member)
 Perrin Ranch Wind, LLC (100%; Sole Member)
 Rosmar Portfolio, LLC (100%; Sole Member)
 Rosmar Holdings, LLC (100%; Member)
 Marshall Solar, LLC (100%; Sole Member)
 Roswell Solar, LLC (100%; Sole Member)
 Roswell Solar Holdings, LLC (100%; Sole Member)
 SSSS Holdings, LLC (100%; Sole Member)
 Silver State South Solar, LLC (49.99%; Managing Member)
 Silver State Solar Power South, LLC (100%; Sole Member)
 Tuscola Bay Wind, LLC (100%; Sole Member)
 White Oak Energy Holdings, LLC (100%; Sole Member)
 White Oak Energy LLC (100%; Sole Member)
NEP Renewables Holdings III, LLC (100%; Sole Member)
 NEP Renewables III, LLC (50%; Class B Member)
 Star Moon Holdings, LLC (100%; Class A Member)
 Moonlight Bay Class A Holdings, LLC (100%; Sole Member)
 Moonlight Bay Renewables, LLC (100%; Class A Member)
 Dodge Flat Solar, LLC (100%; Sole Member)
 Elora Solar, LLC (100%; Sole Member)
 Fish Springs Ranch Solar, LLC (100%; Sole Member)
 Little Blue Wind Project, LLC (100%; Sole Member)
 Minco Wind Energy III, LLC (100%; Sole Member)
 Minco IV & V Interconnection, LLC (27.04%; Managing Member)
 White Mesa Wind, LLC (100%; Sole Member)
 Stargrass Class A Holdings, LLC (100%; Sole Member)
 Stargrass, LLC (100%; Class A Member)
 Borderlands Wind, LLC (100%; Sole Member)
 Borderlands Wind Holdings, LLC (100%; Sole Member)
 Cool Springs Solar, LLC (100%; Sole Member)
 Ensign Wind Energy, LLC (100%; Sole Member)
 Hubbard Wind, LLC (100%; Sole Member)
 Irish Creek Wind, LLC (100%; Sole Member)
 Quinebaug Solar, LLC (100%; Sole Member)
 Quitman II Solar, LLC (100%; Sole Member)
NEP Renewables III, LLC (100%; Class A Member)
 Star Moon Holdings, LLC (100%; Class A Member)
 Moonlight Bay Class A Holdings, LLC (100%; Sole Member)
 Moonlight Bay Renewables, LLC (100%; Class A Member)
 Dodge Flat Solar, LLC (100%; Sole Member)
 Elora Solar, LLC (100%; Sole Member)
 Fish Springs Ranch Solar, LLC (100%; Sole Member)
 Little Blue Wind Project, LLC (100%; Sole Member)
 Minco Wind Energy III, LLC (100%; Sole Member)
 Minco IV & V Interconnection, LLC (27.04%; Managing Member)
 White Mesa Wind, LLC (100%; Sole Member)
 Stargrass Class A Holdings, LLC (100%; Sole Member)
 Stargrass, LLC (100%; Class A Member)
 Borderlands Wind, LLC (100%; Sole Member)

Borderlands Wind Holdings, LLC (100%; Sole Member)
 Cool Springs Solar, LLC (100%; Sole Member)
 Ensign Wind Energy, LLC (100%; Sole Member)
 Hubbard Wind, LLC (100%; Sole Member)
 Irish Creek Wind, LLC (100%; Sole Member)
 Quinebaug Solar, LLC (100%; Sole Member)
 Quitman II Solar, LLC (100%; Sole Member)
 NEP Renewables Holdings IV, LLC (100%; Sole Member)
 NEP Renewables IV, LLC (100%; Class A Member)
 Alta Wind Portfolio, LLC (100%; Sole Member)
 Tusk Wind Holdings, LLC (100%; Sole Member)
 Alta Wind VIII, LLC (100%; Sole Member)
 Dogwood Wind Holdings, LLC (100%; Sole Member)
 Dogwood Wind, LLC (100%; Class A Tax Equity Member)
 Oliver Wind III, LLC (100%; Sole Member)
 Osborn Wind Energy, LLC (100%; Sole Member)
 Elk City Sholes Holdings, LLC (100%; Class B Member)
 Elk City II Wind Funding, LLC (100%; Sole Member)
 Southwest Wind, LLC (100%; Class A Tax Equity Member)
 Elk City Renewables II, LLC (100%; Sole Member)
 Sholes Wind Funding, LLC (100%; Sole Member)
 Sholes Wind Class A Holdings, LLC (100%; Sole Member)
 Sholes Wind, LLC (100%; Class A Member)
 Emerald Breeze Holdings, LLC (100%; Class A Member)
 Emerald Breeze Class A Holdings, LLC (100%; Sole Member)
 Emerald Breeze, LLC (100%; Class A Member)
 Appaloosa Run Wind, LLC (100%; Sole Member)
 Great Prairie Wind, LLC (100%; Sole Member)
 Yellow Pine Solar, LLC (100%; Sole Member)
 Yellow Pine Solar Interconnect, LLC (50%; Managing Member)
 Golden West Wind Holdings, LLC (100%; Sole Member)
 Golden West Power Partners, LLC (100%; Class A Tax Equity Member)
 Nokota Wind Holdings, LLC (100%; Sole Member)
 Nokota Wind, LLC (100%; Class A Tax Equity Member)
 Brady Wind II, LLC (100%; Sole Member)
 Brady Interconnection, LLC (50%; Member)
 Brady Wind, LLC (100%; Sole Member)
 Brady Interconnection, LLC (50%; Managing Member)
 Sac County Wind Holdings, LLC (100%; Class B Member)
 Sac County Wind Class A Holdings, LLC (100%; Class A Member)
 Sac County Wind, LLC (100%; Class A Member)
 NEP Renewables IV, LLC (31.2%; Class B Member)
 Alta Wind Portfolio, LLC (100%; Sole Member)
 Tusk Wind Holdings, LLC (100%; Sole Member)
 Alta Wind VIII, LLC (100%; Sole Member)
 Dogwood Wind Holdings, LLC (100%; Sole Member)
 Dogwood Wind, LLC (100%; Class A Tax Equity Member)
 Oliver Wind III, LLC (100%; Sole Member)
 Osborn Wind Energy, LLC (100%; Sole Member)
 Elk City Sholes Holdings, LLC (100%; Class B Member)
 Elk City II Wind Funding, LLC (100%; Sole Member)
 Southwest Wind, LLC (100%; Class A Tax Equity Member)
 Elk City Renewables II, LLC (100%; Sole Member)
 Sholes Wind Funding, LLC (100%; Sole Member)

Sholes Wind Class A Holdings, LLC (100%; Sole Member)
 Sholes Wind, LLC (100%; Class A Member)
Emerald Breeze Holdings, LLC (100%; Class A Member)
 Emerald Breeze Class A Holdings, LLC (100%; Sole Member)
 Emerald Breeze, LLC (100%; Class A Member)
 Appaloosa Run Wind, LLC (100%; Sole Member)
 Great Prairie Wind, LLC (100%; Sole Member)
 Yellow Pine Solar, LLC (100%; Sole Member)
 Yellow Pine Solar Interconnect, LLC (50%; Managing Member)
Golden West Wind Holdings, LLC (100%; Sole Member)
 Golden West Power Partners, LLC (100%; Class A Tax Equity Member)
Nokota Wind Holdings, LLC (100%; Sole Member)
 Nokota Wind, LLC (100%; Class A Tax Equity Member)
 Brady Wind II, LLC (100%; Sole Member)
 Brady Interconnection, LLC (50%; Member)
 Brady Wind, LLC (100%; Sole Member)
 Brady Interconnection, LLC (50%; Managing Member)
Sac County Wind Holdings, LLC (100%; Class B Member)
 Sac County Wind Class A Holdings, LLC (100%; Class A Member)
 Sac County Wind, LLC (100%; Class A Member)
NEP Renewables Holdings, LLC (100%; Sole Member)
 NEP Renewables, LLC (100%; Sole Member)
 Breckinridge Wind Class A Holdings, LLC (100%; Sole Member)
 Breckinridge Wind Project, LLC (100%; Class A Tax Equity Member)
Carousel Wind Holdings, LLC (100%; Sole Member)
 Carousel Wind Farm, LLC (100%; Class A Tax Equity Member)
Monarch Wind Holdings, LLC (100%; Sole Member)
 Monarch Wind, LLC (100%; Class A Tax Equity Member)
 Javelina Wind Holdings II, LLC (100%; Sole Member)
 Javelina Wind Energy II, LLC (100%; Sole Member)
 Javelina Interconnection, LLC (45%; Member)
 Rush Springs Wind Energy, LLC (100%; Sole Member)
Mountain View Solar Holdings, LLC (100%; Sole Member)
 Mountain View Solar, LLC (100%; Sole Member)
Pacific Plains Wind Class A Holdings, LLC (100%; Sole Member)
 Pacific Plains Wind, LLC (100%; Class A Tax Equity Member)
 Cottonwood Wind Project Holdings, LLC (100%; Sole Member)
 Cottonwood Wind Project, LLC (100%; Sole Member)
 Golden Hills North Wind, LLC (100%; Sole Member)
 Golden Hills Interconnection, LLC (32.4%; Member)
 NextEra Energy Bluff Point, LLC (100%; Sole Member)
NextEra Desert Sunlight Holdings, LLC (99.8%; Member)
 Desert Sunlight Investment Holdings, LLC (50%; Managing Member)
 Desert Sunlight Holdings, LLC (100%; Sole Member)
 Desert Sunlight 250, LLC (100%; Sole Member)
 Desert Sunlight 300, LLC (100%; Sole Member)
Nutmeg Solar Holdings, LLC (33.3%; Member)
 Nutmeg Solar, LLC (100%; Sole Member)

Palomino Wind Holdings, LLC (100%; Sole Member)
 Palomino Wind, LLC (100%; Class A Tax Equity Member)
 Kingman Wind Energy I, LLC (100%; Sole Member)
 Kingman Wind Energy II, LLC (100%; Sole Member)
 Prairie View Wind Holdings, LLC (100%; Sole Member)
 Ninnescah Wind Energy LLC (100%; Sole Member)
Sac County Wind Holdings, LLC (100%; Class A Member)
 Sac County Wind Class A Holdings, LLC (100%; Class A Member)
 Sac County Wind, LLC (100%; Class A Member)
Seiling Wind Investments, LLC (100%; Sole Member)
 Seiling Wind Holdings, LLC (100%; Sole Member)
 Seiling Wind Portfolio, LLC (100%; Class A Tax Equity Member)
 Seiling Wind II, LLC (100%; Sole Member)
 Seiling Wind Interconnection Services, LLC (33%; Member)
 Seiling Wind, LLC (100%; Sole Member)
 Seiling Wind Interconnection Services, LLC (67%; Managing Member)
Shaw Creek Solar Holdings, LLC (33.3%; Member)
 Shaw Creek Solar, LLC (100%; Sole Member)
Solar Holdings Portfolio 12, LLC (100%; Class C Member)
 DG Portfolio 2019 Holdings, LLC (100%; Sole Member)
 DG Portfolio 2019, LLC (100%; Sole Member)
 DG Amaze, LLC (100%; Sole Member)
 DG California Solar, LLC (100%; Sole Member)
 DG Colorado Solar, LLC (100%; Sole Member)
 DG LF Solar, LLC (100%; Sole Member)
 DG Minnesota CSG 1, LLC (100%; Sole Member)
 DG Minnesota CSG, LLC (100%; Sole Member)
 DG New Jersey Solar, LLC (100%; Sole Member)
 DG New York Solar, LLC (100%; Sole Member)
 DG Northeast Solar, LLC (100%; Sole Member)
 DG SUNY Solar 1, LLC (100%; Sole Member)
 DG Southwest Solar Portfolio 2019, LLC (100%; Sole Member)
 HL Solar LLC (100%; Sole Member)
 DG Waipio, LLC (100%)
 Pacific Energy Solutions LLC (100%; Sole Member)
 W2 Solar Holdings, LLC (100%; Sole Member)
 Sierra Solar Funding, LLC (100%; Sole Member)
 Sierra Solar Holdings, LLC (100%; Sole Member)
 Westside Solar, LLC (100%; Sole Member)
 Whitney Point Solar, LLC (100%; Sole Member)
Southwest Solar Holdings, LLC (100%; Member)
 Hatch Solar Energy Center I LLC (100%; Sole Member)
Sunlight Renewables Holdings, LLC (100%; Class A Member)
 Sunlight Renewables Class A Holdings, LLC (100%; Sole Member)
 Sunlight Renewables, LLC (100%; Class A Member)
 Sunlight Storage, LLC (100%; Sole Member)
Windstar Portfolio, LLC (100%; Sole Member)
 Tusk Wind Holdings II, LLC (100%)
 Windstar Energy, LLC (100%; Sole Member)
NextEra Energy Partners Constructors, LLC (100%; Sole Member)
NextEra Energy Partners Solar Acquisitions, LLC (100%; Sole Member)
 Adelanto CA II, LLC (100%; Sole Member)

Adelanto Solar Funding, LLC (50.01%; Member)
Adelanto Solar Holdings, LLC (100%; Sole Member)
Adelanto Solar II, LLC (100%; Sole Member)
Adelanto Solar, LLC (100%; Sole Member)
McCoy CA II, LLC (100%; Sole Member)
McCoy Solar Holdings, LLC (50.01%; Member)
McCoy Solar Funding, LLC (100%; Sole Member)
McCoy Solar, LLC (100%; Sole Member)
NextEra Desert Center Blythe, LLC (50%; Member)
NextEra Energy Partners Ventures, LLC (100%; Sole Member)
NEP DC Holdings, LLC (100%; Sole Member)
Dos Caminos, LLC (50%; Member)
NET Holdings Management, LLC (100%; Sole Member)
NextEra Energy Partners Pipelines Holdings, LLC (100%; Sole Member)
NextEra Energy Partners Pipelines, LLC (100%; Managing Member)
Meade Pipeline Investment Holdings, LLC (100%; Sole Member)
Meade Pipeline Investment, LLC (100%; Sole Member)
Meade Pipeline Co LLC (75%; Managing Member)
Redwood Meade Pipeline, LLC (100%; Sole Member)
Redwood Midstream, LLC (90%; Managing Member)
Redwood Meade Midstream MPC, LLC (100%; Sole Member)
Meade Pipeline Co LLC (15%; Member)
River Road Interests LLC (100%; Sole Member)
Meade Pipeline Co LLC (10%; Member)
Redwood Midstream, LLC (10%; Member)
Redwood Meade Midstream MPC, LLC (100%; Sole Member)
Meade Pipeline Co LLC (15%; Member)
River Road Interests LLC (100%; Sole Member)
Meade Pipeline Co LLC (10%; Member)
South Texas Midstream Holdings, LLC (100%; Sole Member)
South Texas Midstream, LLC (100%; Class A Member)
NET Midstream, LLC (100%; Sole Member)
NET General Partners, LLC (100%; Sole Member)
Eagle Ford Midstream, LP (0.1%; General Partner)
LaSalle Pipeline, LP (0.1%; General Partner)
Mission Natural Gas Company, LP (0.1%; General Partner)
Mission Valley Pipeline Company, LP (0.1%; General Partner)
NET Mexico Pipeline, LP (0.1%; General Partner)
NET Mexico Pipeline Partners, LLC (90%; Member)
Red Gate Pipeline, LP (0.1%; General Partner)
South Shore Pipeline L.P. (0.1%; General Partner)
NET Pipeline Holdings LLC (100%; Sole Member)
Eagle Ford Midstream, LP (99.9%; Limited Partner)
LaSalle Pipeline, LP (99.9%; Limited Partner)
Mission Natural Gas Company, LP (99.9%; Limited Partner)
Mission Valley Pipeline Company, LP (99.9%; Limited Partner)
NET Mexico Pipeline, LP (99.9%; Limited Partner)
NET Mexico Pipeline Partners, LLC (90%; Member)
Red Gate Pipeline, LP (99.9%; Limited Partner)
South Shore Pipeline L.P. (99.9%; Limited Partner)
Northern Colorado Wind Energy, LLC (100%; Sole Member)

Palo Duro Wind Portfolio, LLC (100%; Sole Member)
Palo Duro Wind Project Holdings, LLC (100%; Sole Member)
Palo Duro Wind Energy, LLC (100%; Class A Tax Equity Member)
Palo Duro Wind Interconnection Services, LLC (88%; Managing Member)
Shafter Solar Portfolio, LLC (100%; Sole Member)
Shafter Solar Holdings, LLC (100%; Sole Member)
Shafter Solar, LLC (100%; Sole Member)
Tusk Wind Holdings III, LLC (100%; Sole Member)
Granite Reliable Power, LLC (100%; Sole Member)
NextEra Energy Operating Partners, LP (46.242%; Limited Partner)
NextEra Energy US Partners Holdings, LLC (100%; Sole Member)
GR Bage (NEP), LLC (100%; Sole Member)
Genesis Purchaser Holdings, LLC (100%; Sole Member)
Genesis Purchaser, LLC (100%; Sole Member)
Genesis Solar Funding Holdings, LLC (100%; Sole Member)
Genesis Solar Funding, LLC (100%; Sole Member)
Genesis Solar Holdings, LLC (100%; Class A Tax Equity Member)
Elk City Wind, LLC (100%; Sole Member)
Genesis Solar, LLC (100%; Sole Member)
NextEra Desert Center Blythe, LLC (50%; Member)
Golden Plains Class A Holdings, LLC (100%; Sole Member)
Golden Plains, LLC (100%; Class A Member)
Baldwin Wind Energy, LLC (100%; Sole Member)
Northern Colorado Wind Energy Center II, LLC (100%; Sole Member)
Northern Colorado Interconnect, LLC (12.9%; Member)
Northern Colorado Wind Energy Center, LLC (100%; Sole Member)
Northern Colorado Interconnect, LLC (87.1%; Managing Member)
Wilmot Energy Center, LLC (100%; Sole Member)
Pine Brooke Class A Holdings, LLC (40%; Member)
Pine Brooke, LLC (100%; Class A Tax Equity Member)
Blue Summit III Wind, LLC (100%; Sole Member)
Blue Summit Interconnection, LLC (25%; Member)
Harmony Florida Solar, LLC (100%; Sole Member)
Ponderosa Wind, LLC (100%; Sole Member)
Saint Solar, LLC (100%; Sole Member)
Sanford Airport Solar, LLC (100%; Sole Member)
Soldier Creek Wind, LLC (100%; Sole Member)
Taylor Creek Solar, LLC (100%; Sole Member)
NextEra Energy Partners Acquisitions, LLC (100%; Sole Member)
Baldwin Wind, LLC (100%; Sole Member)
Bayhawk Wind Portfolio, LLC (100%; Sole Member)
Bayhawk Wind Holdings, LLC (100%; Sole Member)
Bayhawk Wind, LLC (100%; Class A Member)
Cedar Bluff Wind, LLC (100%; Sole Member)
Golden Hills Wind, LLC (100%; Sole Member)
Golden Hills Interconnection, LLC (67.6%; Managing Member)
Coram Portfolio II, LLC (100%; Sole Member)
Tusk Wind Holdings V, LLC (100%; Sole Member)
RET Coram Tehachapi Wind GP, LLC (100%; Sole Member)
Coram California Development, L.P. (0.01%; General Partner)

RET Tehachapi Wind Development, LLC (100%; Sole Member)
Coram California Development, L.P. (99.99%; Limited Partner)
Coram Portfolio, LLC (100%; Sole Member)
Tusk Wind Holdings IV, LLC (100%; Sole Member)
Coram Energy LLC (100%; Sole Member)
Coram Tehachapi, LLC (100%; Sole Member)
HW CA Holdings, LLC (100%; Member)
High Winds, LLC (100%; Sole Member)
Javelina Wind Funding, LLC (100%; Sole Member)
Javelina Wind Energy Holdings, LLC (100%; Class A Tax Equity Member)
Javelina Wind Energy, LLC (100%; Sole Member)
Javelina Interconnection, LLC (55%; Managing Member)
Mammoth Plains Wind Project Holdings, LLC (100%; Sole Member)
Mammoth Plains Wind Project, LLC (100%; Class A Member)
Meadowlark Wind, LLC (100%; Sole Member)
NEP Renewables Holdings II, LLC (100%; Sole Member)
NEP Renewables II, LLC (100%; Managing Member)
Ashtabula Wind II, LLC (100%; Sole Member)
Ashtabula Wind III, LLC (100%; Sole Member)
FPL Energy Vansycle L.L.C. (100%; Sole Member)
Garden Wind, LLC (100%; Sole Member)
Perrin Ranch Wind, LLC (100%; Sole Member)
Rosmar Portfolio, LLC (100%; Sole Member)
Rosmar Holdings, LLC (100%; Member)
Marshall Solar, LLC (100%; Sole Member)
Roswell Solar, LLC (100%; Sole Member)
Roswell Solar Holdings, LLC (100%; Sole Member)
SSSS Holdings, LLC (100%; Sole Member)
Silver State South Solar, LLC (49.99%; Managing Member)
Silver State Solar Power South, LLC (100%; Sole Member)
Tuscola Bay Wind, LLC (100%; Sole Member)
White Oak Energy Holdings, LLC (100%; Sole Member)
White Oak Energy LLC (100%; Sole Member)
NEP Renewables Holdings III, LLC (100%; Sole Member)
NEP Renewables III, LLC (50%; Class B Member)
Star Moon Holdings, LLC (100%; Class A Member)
Moonlight Bay Class A Holdings, LLC (100%; Sole Member)
Moonlight Bay Renewables, LLC (100%; Class A Member)
Dodge Flat Solar, LLC (100%; Sole Member)
Elora Solar, LLC (100%; Sole Member)
Fish Springs Ranch Solar, LLC (100%; Sole Member)
Little Blue Wind Project, LLC (100%; Sole Member)
Minco Wind Energy III, LLC (100%; Sole Member)
Minco IV & V Interconnection, LLC (27.04%; Managing Member)
White Mesa Wind, LLC (100%; Sole Member)
Stargrass Class A Holdings, LLC (100%; Sole Member)
Stargrass, LLC (100%; Class A Member)
Borderlands Wind, LLC (100%; Sole Member)
Borderlands Wind Holdings, LLC (100%; Sole Member)
Cool Springs Solar, LLC (100%; Sole Member)
Ensign Wind Energy, LLC (100%; Sole Member)
Hubbard Wind, LLC (100%; Sole Member)
Irish Creek Wind, LLC (100%; Sole Member)
Quinebaug Solar, LLC (100%; Sole Member)
Quitman II Solar, LLC (100%; Sole Member)

NEP Renewables III, LLC (100%; Class A Member)
Star Moon Holdings, LLC (100%; Class A Member)
Moonlight Bay Class A Holdings, LLC (100%; Sole Member)
Moonlight Bay Renewables, LLC (100%; Class A Member)
Dodge Flat Solar, LLC (100%; Sole Member)
Elora Solar, LLC (100%; Sole Member)
Fish Springs Ranch Solar, LLC (100%; Sole Member)
Little Blue Wind Project, LLC (100%; Sole Member)
Minco Wind Energy III, LLC (100%; Sole Member)
Minco IV & V Interconnection, LLC (27.04%; Managing Member)
White Mesa Wind, LLC (100%; Sole Member)
Stargrass Class A Holdings, LLC (100%; Sole Member)
Stargrass, LLC (100%; Class A Member)
Borderlands Wind, LLC (100%; Sole Member)
Borderlands Wind Holdings, LLC (100%; Sole Member)
Cool Springs Solar, LLC (100%; Sole Member)
Ensign Wind Energy, LLC (100%; Sole Member)
Hubbard Wind, LLC (100%; Sole Member)
Irish Creek Wind, LLC (100%; Sole Member)
Quinebaug Solar, LLC (100%; Sole Member)
Quitman II Solar, LLC (100%; Sole Member)
NEP Renewables Holdings IV, LLC (100%; Sole Member)
NEP Renewables IV, LLC (100%; Class A Member)
Alta Wind Portfolio, LLC (100%; Sole Member)
Tusk Wind Holdings, LLC (100%; Sole Member)
Alta Wind VIII, LLC (100%; Sole Member)
Dogwood Wind Holdings, LLC (100%; Sole Member)
Dogwood Wind, LLC (100%; Class A Tax Equity Member)
Oliver Wind III, LLC (100%; Sole Member)
Osborn Wind Energy, LLC (100%; Sole Member)
Elk City Sholes Holdings, LLC (100%; Class B Member)
Elk City II Wind Funding, LLC (100%; Sole Member)
Southwest Wind, LLC (100%; Class A Tax Equity Member)
Elk City Renewables II, LLC (100%; Sole Member)
Sholes Wind Funding, LLC (100%; Sole Member)
Sholes Wind Class A Holdings, LLC (100%; Sole Member)
Sholes Wind, LLC (100%; Class A Member)
Emerald Breeze Holdings, LLC (100%; Class A Member)
Emerald Breeze Class A Holdings, LLC (100%; Sole Member)
Emerald Breeze, LLC (100%; Class A Member)
Appaloosa Run Wind, LLC (100%; Sole Member)
Great Prairie Wind, LLC (100%; Sole Member)
Yellow Pine Solar, LLC (100%; Sole Member)
Yellow Pine Solar Interconnect, LLC (50%; Managing Member)
Golden West Wind Holdings, LLC (100%; Sole Member)
Golden West Power Partners, LLC (100%; Class A Tax Equity Member)
Nokota Wind Holdings, LLC (100%; Sole Member)
Nokota Wind, LLC (100%; Class A Tax Equity Member)
Brady Wind II, LLC (100%; Sole Member)
Brady Interconnection, LLC (50%; Member)
Brady Wind, LLC (100%; Sole Member)
Brady Interconnection, LLC (50%; Managing Member)
Sac County Wind Holdings, LLC (100%; Class B Member)
Sac County Wind Class A Holdings, LLC (100%; Class A Member)

Sac County Wind, LLC (100%; Class A Member)
 NEP Renewables IV, LLC (31.2%; Class B Member)
 Alta Wind Portfolio, LLC (100%; Sole Member)
 Tusk Wind Holdings, LLC (100%; Sole Member)
 Alta Wind VIII, LLC (100%; Sole Member)
 Dogwood Wind Holdings, LLC (100%; Sole Member)
 Dogwood Wind, LLC (100%; Class A Tax Equity Member)
 Oliver Wind III, LLC (100%; Sole Member)
 Osborn Wind Energy, LLC (100%; Sole Member)
 Elk City Sholes Holdings, LLC (100%; Class B Member)
 Elk City II Wind Funding, LLC (100%; Sole Member)
 Southwest Wind, LLC (100%; Class A Tax Equity Member)
 Elk City Renewables II, LLC (100%; Sole Member)
 Sholes Wind Funding, LLC (100%; Sole Member)
 Sholes Wind Class A Holdings, LLC (100%; Sole Member)
 Sholes Wind, LLC (100%; Class A Member)
 Emerald Breeze Holdings, LLC (100%; Class A Member)
 Emerald Breeze Class A Holdings, LLC (100%; Sole Member)
 Emerald Breeze, LLC (100%; Class A Member)
 Appaloosa Run Wind, LLC (100%; Sole Member)
 Great Prairie Wind, LLC (100%; Sole Member)
 Yellow Pine Solar, LLC (100%; Sole Member)
 Yellow Pine Solar Interconnect, LLC (50%; Managing Member)
 Golden West Wind Holdings, LLC (100%; Sole Member)
 Golden West Power Partners, LLC (100%; Class A Tax Equity Member)
 Nokota Wind Holdings, LLC (100%; Sole Member)
 Nokota Wind, LLC (100%; Class A Tax Equity Member)
 Brady Wind II, LLC (100%; Sole Member)
 Brady Interconnection, LLC (50%; Member)
 Brady Wind, LLC (100%; Sole Member)
 Brady Interconnection, LLC (50%; Managing Member)
 Sac County Wind Holdings, LLC (100%; Class B Member)
 Sac County Wind Class A Holdings, LLC (100%; Class A Member)
 Sac County Wind, LLC (100%; Class A Member)
 NEP Renewables Holdings, LLC (100%; Sole Member)
 NEP Renewables, LLC (100%; Sole Member)
 Breckinridge Wind Class A Holdings, LLC (100%; Sole Member)
 Breckinridge Wind Project, LLC (100%; Class A Tax Equity Member)
 Carousel Wind Holdings, LLC (100%; Sole Member)
 Carousel Wind Farm, LLC (100%; Class A Tax Equity Member)
 Monarch Wind Holdings, LLC (100%; Sole Member)
 Monarch Wind, LLC (100%; Class A Tax Equity Member)
 Javelina Wind Holdings II, LLC (100%; Sole Member)
 Javelina Wind Energy II, LLC (100%; Sole Member)
 Javelina Interconnection, LLC (45%; Member)
 Rush Springs Wind Energy, LLC (100%; Sole Member)
 Mountain View Solar Holdings, LLC (100%; Sole Member)
 Mountain View Solar, LLC (100%; Sole Member)
 Pacific Plains Wind Class A Holdings, LLC (100%; Sole Member)
 Pacific Plains Wind, LLC (100%; Class A Tax Equity Member)
 Cottonwood Wind Project Holdings, LLC (100%; Sole Member)
 Cottonwood Wind Project, LLC (100%; Sole Member)

Golden Hills North Wind, LLC (100%; Sole Member)
Golden Hills Interconnection, LLC (32.4%; Member)
NextEra Energy Bluff Point, LLC (100%; Sole Member)
NextEra Desert Sunlight Holdings, LLC (99.8%; Member)
Desert Sunlight Investment Holdings, LLC (50%; Managing Member)
Desert Sunlight Holdings, LLC (100%; Sole Member)
Desert Sunlight 250, LLC (100%; Sole Member)
Desert Sunlight 300, LLC (100%; Sole Member)
Nutmeg Solar Holdings, LLC (33.3%; Member)
Nutmeg Solar, LLC (100%; Sole Member)
Palomino Wind Holdings, LLC (100%; Sole Member)
Palomino Wind, LLC (100%; Class A Tax Equity Member)
Kingman Wind Energy I, LLC (100%; Sole Member)
Kingman Wind Energy II, LLC (100%; Sole Member)
Prairie View Wind Holdings, LLC (100%; Sole Member)
Ninnescah Wind Energy LLC (100%; Sole Member)
Sac County Wind Holdings, LLC (100%; Class A Member)
Sac County Wind Class A Holdings, LLC (100%; Class A Member)
Sac County Wind, LLC (100%; Class A Member)
Seiling Wind Investments, LLC (100%; Sole Member)
Seiling Wind Holdings, LLC (100%; Sole Member)
Seiling Wind Portfolio, LLC (100%; Class A Tax Equity Member)
Seiling Wind II, LLC (100%; Sole Member)
Seiling Wind Interconnection Services, LLC (33%; Member)
Seiling Wind, LLC (100%; Sole Member)
Seiling Wind Interconnection Services, LLC (67%; Managing Member)
Shaw Creek Solar Holdings, LLC (33.3%; Member)
Shaw Creek Solar, LLC (100%; Sole Member)
Solar Holdings Portfolio 12, LLC (100%; Class C Member)
DG Portfolio 2019 Holdings, LLC (100%; Sole Member)
DG Portfolio 2019, LLC (100%; Sole Member)
DG Amaze, LLC (100%; Sole Member)
DG California Solar, LLC (100%; Sole Member)
DG Colorado Solar, LLC (100%; Sole Member)
DG LF Solar, LLC (100%; Sole Member)
DG Minnesota CSG 1, LLC (100%; Sole Member)
DG Minnesota CSG, LLC (100%; Sole Member)
DG New Jersey Solar, LLC (100%; Sole Member)
DG New York Solar, LLC (100%; Sole Member)
DG Northeast Solar, LLC (100%; Sole Member)
DG SUNY Solar 1, LLC (100%; Sole Member)
DG Southwest Solar Portfolio 2019, LLC (100%; Sole Member)
HL Solar LLC (100%; Sole Member)
DG Waipio, LLC (100%)
Pacific Energy Solutions LLC (100%; Sole Member)
W2 Solar Holdings, LLC (100%; Sole Member)
Sierra Solar Funding, LLC (100%; Sole Member)
Sierra Solar Holdings, LLC (100%; Sole Member)
Westside Solar, LLC (100%; Sole Member)
Whitney Point Solar, LLC (100%; Sole Member)
Southwest Solar Holdings, LLC (100%; Member)
Hatch Solar Energy Center I LLC (100%; Sole Member)
Sunlight Renewables Holdings, LLC (100%; Class A Member)

Sunlight Renewables Class A Holdings, LLC (100%; Sole Member)
 Sunlight Renewables, LLC (100%; Class A Member)
 Sunlight Storage, LLC (100%; Sole Member)
Windstar Portfolio, LLC (100%; Sole Member)
 Tusk Wind Holdings II, LLC (100%)
 Windstar Energy, LLC (100%; Sole Member)
NextEra Energy Partners Constructors, LLC (100%; Sole Member)
NextEra Energy Partners Solar Acquisitions, LLC (100%; Sole Member)
 Adelanto CA II, LLC (100%; Sole Member)
 Adelanto Solar Funding, LLC (50.01%; Member)
 Adelanto Solar Holdings, LLC (100%; Sole Member)
 Adelanto Solar II, LLC (100%; Sole Member)
 Adelanto Solar, LLC (100%; Sole Member)
 McCoy CA II, LLC (100%; Sole Member)
 McCoy Solar Holdings, LLC (50.01%; Member)
 McCoy Solar Funding, LLC (100%; Sole Member)
 McCoy Solar, LLC (100%; Sole Member)
 NextEra Desert Center Blythe, LLC (50%; Member)
NextEra Energy Partners Ventures, LLC (100%; Sole Member)
 NEP DC Holdings, LLC (100%; Sole Member)
 Dos Caminos, LLC (50%; Member)
NET Holdings Management, LLC (100%; Sole Member)
NextEra Energy Partners Pipelines Holdings, LLC (100%; Sole Member)
 NextEra Energy Partners Pipelines, LLC (100%; Managing Member)
 Meade Pipeline Investment Holdings, LLC (100%; Sole Member)
 Meade Pipeline Investment, LLC (100%; Sole Member)
 Meade Pipeline Co LLC (75%; Managing Member)
 Redwood Meade Pipeline, LLC (100%; Sole Member)
 Redwood Midstream, LLC (90%; Managing Member)
 Redwood Meade Midstream MPC, LLC (100%; Sole Member)
 Meade Pipeline Co LLC (15%; Member)
 River Road Interests LLC (100%; Sole Member)
 Meade Pipeline Co LLC (10%; Member)
 Redwood Midstream, LLC (10%; Member)
 Redwood Meade Midstream MPC, LLC (100%; Sole Member)
 Meade Pipeline Co LLC (15%; Member)
 River Road Interests LLC (100%; Sole Member)
 Meade Pipeline Co LLC (10%; Member)
South Texas Midstream Holdings, LLC (100%; Sole Member)
 South Texas Midstream, LLC (100%; Class A Member)
 NET Midstream, LLC (100%; Sole Member)
 NET General Partners, LLC (100%; Sole Member)
 Eagle Ford Midstream, LP (0.1%; General Partner)
 LaSalle Pipeline, LP (0.1%; General Partner)
 Mission Natural Gas Company, LP (0.1%; General Partner)
 Mission Valley Pipeline Company, LP (0.1%; General Partner)
 NET Mexico Pipeline, LP (0.1%; General Partner)
 NET Mexico Pipeline Partners, LLC (90%; Member)
 Red Gate Pipeline, LP (0.1%; General Partner)
 South Shore Pipeline L.P. (0.1%; General Partner)
 NET Pipeline Holdings LLC (100%; Sole Member)
 Eagle Ford Midstream, LP (99.9%; Limited Partner)
 LaSalle Pipeline, LP (99.9%; Limited Partner)

Mission Natural Gas Company, LP (99.9%; Limited Partner)
Mission Valley Pipeline Company, LP (99.9%; Limited Partner)
NET Mexico Pipeline, LP (99.9%; Limited Partner)
NET Mexico Pipeline Partners, LLC (90%; Member)
Red Gate Pipeline, LP (99.9%; Limited Partner)
South Shore Pipeline L.P. (99.9%; Limited Partner)
Northern Colorado Wind Energy, LLC (100%; Sole Member)
Palo Duro Wind Portfolio, LLC (100%; Sole Member)
Palo Duro Wind Project Holdings, LLC (100%; Sole Member)
Palo Duro Wind Energy, LLC (100%; Class A Tax Equity Member)
Palo Duro Wind Interconnection Services, LLC (88%; Managing Member)
Shafter Solar Portfolio, LLC (100%; Sole Member)
Shafter Solar Holdings, LLC (100%; Sole Member)
Shafter Solar, LLC (100%; Sole Member)
Tusk Wind Holdings III, LLC (100%; Sole Member)
Granite Reliable Power, LLC (100%; Sole Member)
NextEra Energy Equity Partners, LP (100%; Limited Partner)
NextEra Energy Operating Partners, LP (100%; Limited Partner)
NextEra Energy US Partners Holdings, LLC (100%; Sole Member)
GR Bage (NEP), LLC (100%; Sole Member)
Genesis Purchaser Holdings, LLC (100%; Sole Member)
Genesis Purchaser, LLC (100%; Sole Member)
Genesis Solar Funding Holdings, LLC (100%; Sole Member)
Genesis Solar Funding, LLC (100%; Sole Member)
Genesis Solar Holdings, LLC (100%; Class A Tax Equity Member)
Elk City Wind, LLC (100%; Sole Member)
Genesis Solar, LLC (100%; Sole Member)
NextEra Desert Center Blythe, LLC (50%; Member)
Golden Plains Class A Holdings, LLC (100%; Sole Member)
Golden Plains, LLC (100%; Class A Member)
Baldwin Wind Energy, LLC (100%; Sole Member)
Northern Colorado Wind Energy Center II, LLC (100%; Sole Member)
Northern Colorado Interconnect, LLC (12.9%; Member)
Northern Colorado Wind Energy Center, LLC (100%; Sole Member)
Northern Colorado Interconnect, LLC (87.1%; Managing Member)
Wilmot Energy Center, LLC (100%; Sole Member)
Pine Brooke Class A Holdings, LLC (40%; Member)
Pine Brooke, LLC (100%; Class A Tax Equity Member)
Blue Summit III Wind, LLC (100%; Sole Member)
Blue Summit Interconnection, LLC (25%; Member)
Harmony Florida Solar, LLC (100%; Sole Member)
Ponderosa Wind, LLC (100%; Sole Member)
Saint Solar, LLC (100%; Sole Member)
Sanford Airport Solar, LLC (100%; Sole Member)
Soldier Creek Wind, LLC (100%; Sole Member)
Taylor Creek Solar, LLC (100%; Sole Member)
NextEra Energy Partners Acquisitions, LLC (100%; Sole Member)
Baldwin Wind, LLC (100%; Sole Member)
Bayhawk Wind Portfolio, LLC (100%; Sole Member)
Bayhawk Wind Holdings, LLC (100%; Sole Member)
Bayhawk Wind, LLC (100%; Class A Member)
Cedar Bluff Wind, LLC (100%; Sole Member)

Golden Hills Wind, LLC (100%; Sole Member)
 Golden Hills Interconnection, LLC (67.6%; Managing Member)
 Coram Portfolio II, LLC (100%; Sole Member)
 Tusk Wind Holdings V, LLC (100%; Sole Member)
 RET Coram Tehachapi Wind GP, LLC (100%; Sole Member)
 Coram California Development, L.P. (0.01%; General Partner)
 RET Tehachapi Wind Development, LLC (100%; Sole Member)
 Coram California Development, L.P. (99.99%; Limited Partner)
 Coram Portfolio, LLC (100%; Sole Member)
 Tusk Wind Holdings IV, LLC (100%; Sole Member)
 Coram Energy LLC (100%; Sole Member)
 Coram Tehachapi, LLC (100%; Sole Member)
 HW CA Holdings, LLC (100%; Member)
 High Winds, LLC (100%; Sole Member)
 Javelina Wind Funding, LLC (100%; Sole Member)
 Javelina Wind Energy Holdings, LLC (100%; Class A Tax Equity Member)
 Javelina Wind Energy, LLC (100%; Sole Member)
 Javelina Interconnection, LLC (55%; Managing Member)
 Mammoth Plains Wind Project Holdings, LLC (100%; Sole Member)
 Mammoth Plains Wind Project, LLC (100%; Class A Member)
 Meadowlark Wind, LLC (100%; Sole Member)
 NEP Renewables Holdings II, LLC (100%; Sole Member)
 NEP Renewables II, LLC (100%; Managing Member)
 Ashtabula Wind II, LLC (100%; Sole Member)
 Ashtabula Wind III, LLC (100%; Sole Member)
 FPL Energy Vansycle L.L.C. (100%; Sole Member)
 Garden Wind, LLC (100%; Sole Member)
 Perrin Ranch Wind, LLC (100%; Sole Member)
 Rosmar Portfolio, LLC (100%; Sole Member)
 Rosmar Holdings, LLC (100%; Member)
 Marshall Solar, LLC (100%; Sole Member)
 Roswell Solar, LLC (100%; Sole Member)
 Roswell Solar Holdings, LLC (100%; Sole Member)
 SSSS Holdings, LLC (100%; Sole Member)
 Silver State South Solar, LLC (49.99%; Managing Member)
 Silver State Solar Power South, LLC (100%; Sole Member)
 Tuscola Bay Wind, LLC (100%; Sole Member)
 White Oak Energy Holdings, LLC (100%; Sole Member)
 White Oak Energy LLC (100%; Sole Member)
 NEP Renewables Holdings III, LLC (100%; Sole Member)
 NEP Renewables III, LLC (50%; Class B Member)
 Star Moon Holdings, LLC (100%; Class A Member)
 Moonlight Bay Class A Holdings, LLC (100%; Sole Member)
 Moonlight Bay Renewables, LLC (100%; Class A Member)
 Dodge Flat Solar, LLC (100%; Sole Member)
 Elora Solar, LLC (100%; Sole Member)
 Fish Springs Ranch Solar, LLC (100%; Sole Member)
 Little Blue Wind Project, LLC (100%; Sole Member)
 Minco Wind Energy III, LLC (100%; Sole Member)
 Minco IV & V Interconnection, LLC (27.04%; Managing Member)
 White Mesa Wind, LLC (100%; Sole Member)
 Stargrass Class A Holdings, LLC (100%; Sole Member)
 Stargrass, LLC (100%; Class A Member)
 Borderlands Wind, LLC (100%; Sole Member)
 Borderlands Wind Holdings, LLC (100%; Sole Member)
 Cool Springs Solar, LLC (100%; Sole Member)

Ensign Wind Energy, LLC (100%; Sole Member)
 Hubbard Wind, LLC (100%; Sole Member)
 Irish Creek Wind, LLC (100%; Sole Member)
 Quinebaug Solar, LLC (100%; Sole Member)
 Quitman II Solar, LLC (100%; Sole Member)
 NEP Renewables III, LLC (100%; Class A Member)
 Star Moon Holdings, LLC (100%; Class A Member)
 Moonlight Bay Class A Holdings, LLC (100%; Sole Member)
 Moonlight Bay Renewables, LLC (100%; Class A Member)
 Dodge Flat Solar, LLC (100%; Sole Member)
 Elora Solar, LLC (100%; Sole Member)
 Fish Springs Ranch Solar, LLC (100%; Sole Member)
 Little Blue Wind Project, LLC (100%; Sole Member)
 Minco Wind Energy III, LLC (100%; Sole Member)
 Minco IV & V Interconnection, LLC (27.04%; Managing Member)
 White Mesa Wind, LLC (100%; Sole Member)
 Stargrass Class A Holdings, LLC (100%; Sole Member)
 Stargrass, LLC (100%; Class A Member)
 Borderlands Wind, LLC (100%; Sole Member)
 Borderlands Wind Holdings, LLC (100%; Sole Member)
 Cool Springs Solar, LLC (100%; Sole Member)
 Ensign Wind Energy, LLC (100%; Sole Member)
 Hubbard Wind, LLC (100%; Sole Member)
 Irish Creek Wind, LLC (100%; Sole Member)
 Quinebaug Solar, LLC (100%; Sole Member)
 Quitman II Solar, LLC (100%; Sole Member)
 NEP Renewables Holdings IV, LLC (100%; Sole Member)
 NEP Renewables IV, LLC (100%; Class A Member)
 Alta Wind Portfolio, LLC (100%; Sole Member)
 Tusk Wind Holdings, LLC (100%; Sole Member)
 Alta Wind VIII, LLC (100%; Sole Member)
 Dogwood Wind Holdings, LLC (100%; Sole Member)
 Dogwood Wind, LLC (100%; Class A Tax Equity Member)
 Oliver Wind III, LLC (100%; Sole Member)
 Osborn Wind Energy, LLC (100%; Sole Member)
 Elk City Sholes Holdings, LLC (100%; Class B Member)
 Elk City II Wind Funding, LLC (100%; Sole Member)
 Southwest Wind, LLC (100%; Class A Tax Equity Member)
 Elk City Renewables II, LLC (100%; Sole Member)
 Sholes Wind Funding, LLC (100%; Sole Member)
 Sholes Wind Class A Holdings, LLC (100%; Sole Member)
 Sholes Wind, LLC (100%; Class A Member)
 Emerald Breeze Holdings, LLC (100%; Class A Member)
 Emerald Breeze Class A Holdings, LLC (100%; Sole Member)
 Emerald Breeze, LLC (100%; Class A Member)
 Appaloosa Run Wind, LLC (100%; Sole Member)
 Great Prairie Wind, LLC (100%; Sole Member)
 Yellow Pine Solar, LLC (100%; Sole Member)
 Yellow Pine Solar Interconnect, LLC (50%; Managing Member)
 Golden West Wind Holdings, LLC (100%; Sole Member)
 Golden West Power Partners, LLC (100%; Class A Tax Equity Member)
 Nokota Wind Holdings, LLC (100%; Sole Member)
 Nokota Wind, LLC (100%; Class A Tax Equity Member)
 Brady Wind II, LLC (100%; Sole Member)
 Brady Interconnection, LLC (50%; Member)

Brady Wind, LLC (100%; Sole Member)
 Brady Interconnection, LLC (50%; Managing Member)
 Sac County Wind Holdings, LLC (100%; Class B Member)
 Sac County Wind Class A Holdings, LLC (100%; Class A Member)
 Sac County Wind, LLC (100%; Class A Member)
 NEP Renewables IV, LLC (31.2%; Class B Member)
 Alta Wind Portfolio, LLC (100%; Sole Member)
 Tusk Wind Holdings, LLC (100%; Sole Member)
 Alta Wind VIII, LLC (100%; Sole Member)
 Dogwood Wind Holdings, LLC (100%; Sole Member)
 Dogwood Wind, LLC (100%; Class A Tax Equity Member)
 Oliver Wind III, LLC (100%; Sole Member)
 Osborn Wind Energy, LLC (100%; Sole Member)
 Elk City Sholes Holdings, LLC (100%; Class B Member)
 Elk City II Wind Funding, LLC (100%; Sole Member)
 Southwest Wind, LLC (100%; Class A Tax Equity Member)
 Elk City Renewables II, LLC (100%; Sole Member)
 Sholes Wind Funding, LLC (100%; Sole Member)
 Sholes Wind Class A Holdings, LLC (100%; Sole Member)
 Sholes Wind, LLC (100%; Class A Member)
 Emerald Breeze Holdings, LLC (100%; Class A Member)
 Emerald Breeze Class A Holdings, LLC (100%; Sole Member)
 Emerald Breeze, LLC (100%; Class A Member)
 Appaloosa Run Wind, LLC (100%; Sole Member)
 Great Prairie Wind, LLC (100%; Sole Member)
 Yellow Pine Solar, LLC (100%; Sole Member)
 Yellow Pine Solar Interconnect, LLC (50%; Managing Member)
 Golden West Wind Holdings, LLC (100%; Sole Member)
 Golden West Power Partners, LLC (100%; Class A Tax Equity Member)
 Nokota Wind Holdings, LLC (100%; Sole Member)
 Nokota Wind, LLC (100%; Class A Tax Equity Member)
 Brady Wind II, LLC (100%; Sole Member)
 Brady Interconnection, LLC (50%; Member)
 Brady Wind, LLC (100%; Sole Member)
 Brady Interconnection, LLC (50%; Managing Member)
 Sac County Wind Holdings, LLC (100%; Class B Member)
 Sac County Wind Class A Holdings, LLC (100%; Class A Member)
 Sac County Wind, LLC (100%; Class A Member)
 NEP Renewables Holdings, LLC (100%; Sole Member)
 NEP Renewables, LLC (100%; Sole Member)
 Breckinridge Wind Class A Holdings, LLC (100%; Sole Member)
 Breckinridge Wind Project, LLC (100%; Class A Tax Equity Member)
 Carousel Wind Holdings, LLC (100%; Sole Member)
 Carousel Wind Farm, LLC (100%; Class A Tax Equity Member)
 Monarch Wind Holdings, LLC (100%; Sole Member)
 Monarch Wind, LLC (100%; Class A Tax Equity Member)
 Javelina Wind Holdings II, LLC (100%; Sole Member)
 Javelina Wind Energy II, LLC (100%; Sole Member)
 Javelina Interconnection, LLC (45%; Member)
 Rush Springs Wind Energy, LLC (100%; Sole Member)
 Mountain View Solar Holdings, LLC (100%; Sole Member)
 Mountain View Solar, LLC (100%; Sole Member)
 Pacific Plains Wind Class A Holdings, LLC (100%; Sole Member)
 Pacific Plains Wind, LLC (100%; Class A Tax Equity Member)
 Cottonwood Wind Project Holdings, LLC (100%; Sole Member)

Cottonwood Wind Project, LLC (100%; Sole Member)
 Golden Hills North Wind, LLC (100%; Sole Member)
 Golden Hills Interconnection, LLC (32.4%; Member)
 NextEra Energy Bluff Point, LLC (100%; Sole Member)
 NextEra Desert Sunlight Holdings, LLC (99.8%; Member)
 Desert Sunlight Investment Holdings, LLC (50%; Managing Member)
 Desert Sunlight Holdings, LLC (100%; Sole Member)
 Desert Sunlight 250, LLC (100%; Sole Member)
 Desert Sunlight 300, LLC (100%; Sole Member)
 Nutmeg Solar Holdings, LLC (33.3%; Member)
 Nutmeg Solar, LLC (100%; Sole Member)
 Palomino Wind Holdings, LLC (100%; Sole Member)
 Palomino Wind, LLC (100%; Class A Tax Equity Member)
 Kingman Wind Energy I, LLC (100%; Sole Member)
 Kingman Wind Energy II, LLC (100%; Sole Member)
 Prairie View Wind Holdings, LLC (100%; Sole Member)
 Ninnescah Wind Energy LLC (100%; Sole Member)
 Sac County Wind Holdings, LLC (100%; Class A Member)
 Sac County Wind Class A Holdings, LLC (100%; Class A Member)
 Sac County Wind, LLC (100%; Class A Member)
 Seiling Wind Investments, LLC (100%; Sole Member)
 Seiling Wind Holdings, LLC (100%; Sole Member)
 Seiling Wind Portfolio, LLC (100%; Class A Tax Equity Member)
 Seiling Wind II, LLC (100%; Sole Member)
 Seiling Wind Interconnection Services, LLC (33%; Member)
 Seiling Wind, LLC (100%; Sole Member)
 Seiling Wind Interconnection Services, LLC (67%; Managing Member)
 Shaw Creek Solar Holdings, LLC (33.3%; Member)
 Shaw Creek Solar, LLC (100%; Sole Member)
 Solar Holdings Portfolio 12, LLC (100%; Class C Member)
 DG Portfolio 2019 Holdings, LLC (100%; Sole Member)
 DG Portfolio 2019, LLC (100%; Sole Member)
 DG Amaze, LLC (100%; Sole Member)
 DG California Solar, LLC (100%; Sole Member)
 DG Colorado Solar, LLC (100%; Sole Member)
 DG LF Solar, LLC (100%; Sole Member)
 DG Minnesota CSG 1, LLC (100%; Sole Member)
 DG Minnesota CSG, LLC (100%; Sole Member)
 DG New Jersey Solar, LLC (100%; Sole Member)
 DG New York Solar, LLC (100%; Sole Member)
 DG Northeast Solar, LLC (100%; Sole Member)
 DG SUNY Solar 1, LLC (100%; Sole Member)
 DG Southwest Solar Portfolio 2019, LLC (100%; Sole Member)
 HL Solar LLC (100%; Sole Member)
 DG Waipio, LLC (100%)
 Pacific Energy Solutions LLC (100%; Sole Member)
 W2 Solar Holdings, LLC (100%; Sole Member)
 Sierra Solar Funding, LLC (100%; Sole Member)
 Sierra Solar Holdings, LLC (100%; Sole Member)
 Westside Solar, LLC (100%; Sole Member)
 Whitney Point Solar, LLC (100%; Sole Member)
 Southwest Solar Holdings, LLC (100%; Member)
 Hatch Solar Energy Center I LLC (100%; Sole Member)
 Sunlight Renewables Holdings, LLC (100%; Class A Member)
 Sunlight Renewables Class A Holdings, LLC (100%; Sole Member)
 Sunlight Renewables, LLC (100%; Class A Member)
 Sunlight Storage, LLC (100%; Sole Member)

Windstar Portfolio, LLC (100%; Sole Member)
 Tusk Wind Holdings II, LLC (100%)
 Windstar Energy, LLC (100%; Sole Member)
 NextEra Energy Partners Constructors, LLC (100%; Sole Member)
 NextEra Energy Partners Solar Acquisitions, LLC (100%; Sole Member)
 Adelanto CA II, LLC (100%; Sole Member)
 Adelanto Solar Funding, LLC (50.01%; Member)
 Adelanto Solar Holdings, LLC (100%; Sole Member)
 Adelanto Solar II, LLC (100%; Sole Member)
 Adelanto Solar, LLC (100%; Sole Member)
 McCoy CA II, LLC (100%; Sole Member)
 McCoy Solar Holdings, LLC (50.01%; Member)
 McCoy Solar Funding, LLC (100%; Sole Member)
 McCoy Solar, LLC (100%; Sole Member)
 NextEra Desert Center Blythe, LLC (50%; Member)
 NextEra Energy Partners Ventures, LLC (100%; Sole Member)
 NEP DC Holdings, LLC (100%; Sole Member)
 Dos Caminos, LLC (50%; Member)
 NET Holdings Management, LLC (100%; Sole Member)
 NextEra Energy Partners Pipelines Holdings, LLC (100%; Sole Member)
 NextEra Energy Partners Pipelines, LLC (100%; Managing Member)
 Meade Pipeline Investment Holdings, LLC (100%; Sole Member)
 Meade Pipeline Investment, LLC (100%; Sole Member)
 Meade Pipeline Co LLC (75%; Managing Member)
 Redwood Meade Pipeline, LLC (100%; Sole Member)
 Redwood Midstream, LLC (90%; Managing Member)
 Redwood Meade Midstream MPC, LLC (100%; Sole Member)
 Meade Pipeline Co LLC (15%; Member)
 River Road Interests LLC (100%; Sole Member)
 Meade Pipeline Co LLC (10%; Member)
 Redwood Midstream, LLC (10%; Member)
 Redwood Meade Midstream MPC, LLC (100%; Sole Member)
 Meade Pipeline Co LLC (15%; Member)
 River Road Interests LLC (100%; Sole Member)
 Meade Pipeline Co LLC (10%; Member)
 South Texas Midstream Holdings, LLC (100%; Sole Member)
 South Texas Midstream, LLC (100%; Class A Member)
 NET Midstream, LLC (100%; Sole Member)
 NET General Partners, LLC (100%; Sole Member)
 Eagle Ford Midstream, LP (0.1%; General Partner)
 LaSalle Pipeline, LP (0.1%; General Partner)
 Mission Natural Gas Company, LP (0.1%; General Partner)
 Mission Valley Pipeline Company, LP (0.1%; General Partner)
 NET Mexico Pipeline, LP (0.1%; General Partner)
 NET Mexico Pipeline Partners, LLC (90%; Member)
 Red Gate Pipeline, LP (0.1%; General Partner)
 South Shore Pipeline L.P. (0.1%; General Partner)
 NET Pipeline Holdings LLC (100%; Sole Member)
 Eagle Ford Midstream, LP (99.9%; Limited Partner)
 LaSalle Pipeline, LP (99.9%; Limited Partner)
 Mission Natural Gas Company, LP (99.9%; Limited Partner)
 Mission Valley Pipeline Company, LP (99.9%; Limited Partner)
 NET Mexico Pipeline, LP (99.9%; Limited Partner)
 NET Mexico Pipeline Partners, LLC (90%; Member)
 Red Gate Pipeline, LP (99.9%; Limited Partner)
 South Shore Pipeline L.P. (99.9%; Limited Partner)

Northern Colorado Wind Energy, LLC (100%; Sole Member)
Palo Duro Wind Portfolio, LLC (100%; Sole Member)
 Palo Duro Wind Project Holdings, LLC (100%; Sole Member)
 Palo Duro Wind Energy, LLC (100%; Class A Tax Equity Member)
 Palo Duro Wind Interconnection Services, LLC (88%; Managing Member)
Shafter Solar Portfolio, LLC (100%; Sole Member)
 Shafter Solar Holdings, LLC (100%; Sole Member)
 Shafter Solar, LLC (100%; Sole Member)
Tusk Wind Holdings III, LLC (100%; Sole Member)
 Granite Reliable Power, LLC (100%; Sole Member)
NextEra Energy Operating Partners, LP (100%; Limited Partner)
NextEra Energy US Partners Holdings, LLC (100%; Sole Member)
GR Bage (NEP), LLC (100%; Sole Member)
Genesis Purchaser Holdings, LLC (100%; Sole Member)
 Genesis Purchaser, LLC (100%; Sole Member)
 Genesis Solar Funding Holdings, LLC (100%; Sole Member)
 Genesis Solar Funding, LLC (100%; Sole Member)
 Genesis Solar Holdings, LLC (100%; Class A Tax Equity Member)
 Elk City Wind, LLC (100%; Sole Member)
 Genesis Solar, LLC (100%; Sole Member)
 NextEra Desert Center Blythe, LLC (50%; Member)
 Golden Plains Class A Holdings, LLC (100%; Sole Member)
 Golden Plains, LLC (100%; Class A Member)
 Baldwin Wind Energy, LLC (100%; Sole Member)
 Northern Colorado Wind Energy Center II, LLC (100%; Sole Member)
 Northern Colorado Interconnect, LLC (12.9%; Member)
 Northern Colorado Wind Energy Center, LLC (100%; Sole Member)
 Northern Colorado Interconnect, LLC (87.1%; Managing Member)
 Wilmot Energy Center, LLC (100%; Sole Member)
 Pine Brooke Class A Holdings, LLC (40%; Member)
 Pine Brooke, LLC (100%; Class A Tax Equity Member)
 Blue Summit III Wind, LLC (100%; Sole Member)
 Blue Summit Interconnection, LLC (25%; Member)
 Harmony Florida Solar, LLC (100%; Sole Member)
 Ponderosa Wind, LLC (100%; Sole Member)
 Saint Solar, LLC (100%; Sole Member)
 Sanford Airport Solar, LLC (100%; Sole Member)
 Soldier Creek Wind, LLC (100%; Sole Member)
 Taylor Creek Solar, LLC (100%; Sole Member)
NextEra Energy Partners Acquisitions, LLC (100%; Sole Member)
 Baldwin Wind, LLC (100%; Sole Member)
 Bayhawk Wind Portfolio, LLC (100%; Sole Member)
 Bayhawk Wind Holdings, LLC (100%; Sole Member)
 Bayhawk Wind, LLC (100%; Class A Member)
 Cedar Bluff Wind, LLC (100%; Sole Member)
 Golden Hills Wind, LLC (100%; Sole Member)
 Golden Hills Interconnection, LLC (67.6%; Managing Member)
Coram Portfolio II, LLC (100%; Sole Member)
 Tusk Wind Holdings V, LLC (100%; Sole Member)
 RET Coram Tehachapi Wind GP, LLC (100%; Sole Member)
 Coram California Development, L.P. (0.01%; General Partner)
 RET Tehachapi Wind Development, LLC (100%; Sole Member)
 Coram California Development, L.P. (99.99%; Limited Partner)

Coram Portfolio, LLC (100%; Sole Member)
 Tusk Wind Holdings IV, LLC (100%; Sole Member)
 Coram Energy LLC (100%; Sole Member)
 Coram Tehachapi, LLC (100%; Sole Member)
HW CA Holdings, LLC (100%; Member)
 High Winds, LLC (100%; Sole Member)
Javelina Wind Funding, LLC (100%; Sole Member)
 Javelina Wind Energy Holdings, LLC (100%; Class A Tax Equity Member)
 Javelina Wind Energy, LLC (100%; Sole Member)
 Javelina Interconnection, LLC (55%; Managing Member)
Mammoth Plains Wind Project Holdings, LLC (100%; Sole Member)
 Mammoth Plains Wind Project, LLC (100%; Class A Member)
Meadowlark Wind, LLC (100%; Sole Member)
NEP Renewables Holdings II, LLC (100%; Sole Member)
 NEP Renewables II, LLC (100%; Managing Member)
 Ashtabula Wind II, LLC (100%; Sole Member)
 Ashtabula Wind III, LLC (100%; Sole Member)
 FPL Energy Vansycle L.L.C. (100%; Sole Member)
 Garden Wind, LLC (100%; Sole Member)
 Perrin Ranch Wind, LLC (100%; Sole Member)
 Rosmar Portfolio, LLC (100%; Sole Member)
 Rosmar Holdings, LLC (100%; Member)
 Marshall Solar, LLC (100%; Sole Member)
 Roswell Solar, LLC (100%; Sole Member)
 Roswell Solar Holdings, LLC (100%; Sole Member)
 SSSS Holdings, LLC (100%; Sole Member)
 Silver State South Solar, LLC (49.99%; Managing Member)
 Silver State Solar Power South, LLC (100%; Sole Member)
 Tuscola Bay Wind, LLC (100%; Sole Member)
 White Oak Energy Holdings, LLC (100%; Sole Member)
 White Oak Energy LLC (100%; Sole Member)
NEP Renewables Holdings III, LLC (100%; Sole Member)
 NEP Renewables III, LLC (50%; Class B Member)
 Star Moon Holdings, LLC (100%; Class A Member)
 Moonlight Bay Class A Holdings, LLC (100%; Sole Member)
 Moonlight Bay Renewables, LLC (100%; Class A Member)
 Dodge Flat Solar, LLC (100%; Sole Member)
 Elora Solar, LLC (100%; Sole Member)
 Fish Springs Ranch Solar, LLC (100%; Sole Member)
 Little Blue Wind Project, LLC (100%; Sole Member)
 Minco Wind Energy III, LLC (100%; Sole Member)
 Minco IV & V Interconnection, LLC (27.04%; Managing Member)
 White Mesa Wind, LLC (100%; Sole Member)
 Stargrass Class A Holdings, LLC (100%; Sole Member)
 Stargrass, LLC (100%; Class A Member)
 Borderlands Wind, LLC (100%; Sole Member)
 Borderlands Wind Holdings, LLC (100%; Sole Member)
 Cool Springs Solar, LLC (100%; Sole Member)
 Ensign Wind Energy, LLC (100%; Sole Member)
 Hubbard Wind, LLC (100%; Sole Member)
 Irish Creek Wind, LLC (100%; Sole Member)
 Quinebaug Solar, LLC (100%; Sole Member)
 Quitman II Solar, LLC (100%; Sole Member)
 NEP Renewables III, LLC (100%; Class A Member)
 Star Moon Holdings, LLC (100%; Class A Member)
 Moonlight Bay Class A Holdings, LLC (100%; Sole Member)

Moonlight Bay Renewables, LLC (100%; Class A Member)
Dodge Flat Solar, LLC (100%; Sole Member)
Elora Solar, LLC (100%; Sole Member)
Fish Springs Ranch Solar, LLC (100%; Sole Member)
Little Blue Wind Project, LLC (100%; Sole Member)
Minco Wind Energy III, LLC (100%; Sole Member)
Minco IV & V Interconnection, LLC (27.04%; Managing Member)
White Mesa Wind, LLC (100%; Sole Member)
Stargrass Class A Holdings, LLC (100%; Sole Member)
Stargrass, LLC (100%; Class A Member)
Borderlands Wind, LLC (100%; Sole Member)
Borderlands Wind Holdings, LLC (100%; Sole Member)
Cool Springs Solar, LLC (100%; Sole Member)
Ensign Wind Energy, LLC (100%; Sole Member)
Hubbard Wind, LLC (100%; Sole Member)
Irish Creek Wind, LLC (100%; Sole Member)
Quinebaug Solar, LLC (100%; Sole Member)
Quitman II Solar, LLC (100%; Sole Member)
NEP Renewables Holdings IV, LLC (100%; Sole Member)
NEP Renewables IV, LLC (100%; Class A Member)
Alta Wind Portfolio, LLC (100%; Sole Member)
Tusk Wind Holdings, LLC (100%; Sole Member)
Alta Wind VIII, LLC (100%; Sole Member)
Dogwood Wind Holdings, LLC (100%; Sole Member)
Dogwood Wind, LLC (100%; Class A Tax Equity Member)
Oliver Wind III, LLC (100%; Sole Member)
Osborn Wind Energy, LLC (100%; Sole Member)
Elk City Sholes Holdings, LLC (100%; Class B Member)
Elk City II Wind Funding, LLC (100%; Sole Member)
Southwest Wind, LLC (100%; Class A Tax Equity Member)
Elk City Renewables II, LLC (100%; Sole Member)
Sholes Wind Funding, LLC (100%; Sole Member)
Sholes Wind Class A Holdings, LLC (100%; Sole Member)
Sholes Wind, LLC (100%; Class A Member)
Emerald Breeze Holdings, LLC (100%; Class A Member)
Emerald Breeze Class A Holdings, LLC (100%; Sole Member)
Emerald Breeze, LLC (100%; Class A Member)
Appaloosa Run Wind, LLC (100%; Sole Member)
Great Prairie Wind, LLC (100%; Sole Member)
Yellow Pine Solar, LLC (100%; Sole Member)
Yellow Pine Solar Interconnect, LLC (50%; Managing Member)
Golden West Wind Holdings, LLC (100%; Sole Member)
Golden West Power Partners, LLC (100%; Class A Tax Equity Member)
Nokota Wind Holdings, LLC (100%; Sole Member)
Nokota Wind, LLC (100%; Class A Tax Equity Member)
Brady Wind II, LLC (100%; Sole Member)
Brady Interconnection, LLC (50%; Member)
Brady Wind, LLC (100%; Sole Member)
Brady Interconnection, LLC (50%; Managing Member)
Sac County Wind Holdings, LLC (100%; Class B Member)
Sac County Wind Class A Holdings, LLC (100%; Class A Member)
Sac County Wind, LLC (100%; Class A Member)
NEP Renewables IV, LLC (31.2%; Class B Member)
Alta Wind Portfolio, LLC (100%; Sole Member)
Tusk Wind Holdings, LLC (100%; Sole Member)

Alta Wind VIII, LLC (100%; Sole Member)
 Dogwood Wind Holdings, LLC (100%; Sole Member)
 Dogwood Wind, LLC (100%; Class A Tax Equity Member)
 Oliver Wind III, LLC (100%; Sole Member)
 Osborn Wind Energy, LLC (100%; Sole Member)
 Elk City Sholes Holdings, LLC (100%; Class B Member)
 Elk City II Wind Funding, LLC (100%; Sole Member)
 Southwest Wind, LLC (100%; Class A Tax Equity Member)
 Elk City Renewables II, LLC (100%; Sole Member)
 Sholes Wind Funding, LLC (100%; Sole Member)
 Sholes Wind Class A Holdings, LLC (100%; Sole Member)
 Sholes Wind, LLC (100%; Class A Member)
 Emerald Breeze Holdings, LLC (100%; Class A Member)
 Emerald Breeze Class A Holdings, LLC (100%; Sole Member)
 Emerald Breeze, LLC (100%; Class A Member)
 Appaloosa Run Wind, LLC (100%; Sole Member)
 Great Prairie Wind, LLC (100%; Sole Member)
 Yellow Pine Solar, LLC (100%; Sole Member)
 Yellow Pine Solar Interconnect, LLC (50%; Managing
 Member)
 Golden West Wind Holdings, LLC (100%; Sole Member)
 Golden West Power Partners, LLC (100%; Class A Tax Equity
 Member)
 Nokota Wind Holdings, LLC (100%; Sole Member)
 Nokota Wind, LLC (100%; Class A Tax Equity Member)
 Brady Wind II, LLC (100%; Sole Member)
 Brady Interconnection, LLC (50%; Member)
 Brady Wind, LLC (100%; Sole Member)
 Brady Interconnection, LLC (50%; Managing Member)
 Sac County Wind Holdings, LLC (100%; Class B Member)
 Sac County Wind Class A Holdings, LLC (100%; Class A Member)
 Sac County Wind, LLC (100%; Class A Member)
 NEP Renewables Holdings, LLC (100%; Sole Member)
 NEP Renewables, LLC (100%; Sole Member)
 Breckinridge Wind Class A Holdings, LLC (100%; Sole Member)
 Breckinridge Wind Project, LLC (100%; Class A Tax Equity
 Member)
 Carousel Wind Holdings, LLC (100%; Sole Member)
 Carousel Wind Farm, LLC (100%; Class A Tax Equity Member)
 Monarch Wind Holdings, LLC (100%; Sole Member)
 Monarch Wind, LLC (100%; Class A Tax Equity Member)
 Javelina Wind Holdings II, LLC (100%; Sole Member)
 Javelina Wind Energy II, LLC (100%; Sole Member)
 Javelina Interconnection, LLC (45%; Member)
 Rush Springs Wind Energy, LLC (100%; Sole Member)
 Mountain View Solar Holdings, LLC (100%; Sole Member)
 Mountain View Solar, LLC (100%; Sole Member)
 Pacific Plains Wind Class A Holdings, LLC (100%; Sole Member)
 Pacific Plains Wind, LLC (100%; Class A Tax Equity Member)
 Cottonwood Wind Project Holdings, LLC (100%; Sole Member)
 Cottonwood Wind Project, LLC (100%; Sole Member)
 Golden Hills North Wind, LLC (100%; Sole Member)
 Golden Hills Interconnection, LLC (32.4%; Member)
 NextEra Energy Bluff Point, LLC (100%; Sole Member)
 NextEra Desert Sunlight Holdings, LLC (99.8%; Member)
 Desert Sunlight Investment Holdings, LLC (50%; Managing Member)
 Desert Sunlight Holdings, LLC (100%; Sole Member)
 Desert Sunlight 250, LLC (100%; Sole Member)

Desert Sunlight 300, LLC (100%; Sole Member)
 Nutmeg Solar Holdings, LLC (33.3%; Member)
 Nutmeg Solar, LLC (100%; Sole Member)
 Palomino Wind Holdings, LLC (100%; Sole Member)
 Palomino Wind, LLC (100%; Class A Tax Equity Member)
 Kingman Wind Energy I, LLC (100%; Sole Member)
 Kingman Wind Energy II, LLC (100%; Sole Member)
 Prairie View Wind Holdings, LLC (100%; Sole Member)
 Ninnescah Wind Energy LLC (100%; Sole Member)
 Sac County Wind Holdings, LLC (100%; Class A Member)
 Sac County Wind Class A Holdings, LLC (100%; Class A Member)
 Sac County Wind, LLC (100%; Class A Member)
 Seiling Wind Investments, LLC (100%; Sole Member)
 Seiling Wind Holdings, LLC (100%; Sole Member)
 Seiling Wind Portfolio, LLC (100%; Class A Tax Equity Member)
 Seiling Wind II, LLC (100%; Sole Member)
 Seiling Wind Interconnection Services, LLC (33%; Member)
 Seiling Wind, LLC (100%; Sole Member)
 Seiling Wind Interconnection Services, LLC (67%; Managing
 Member)
 Shaw Creek Solar Holdings, LLC (33.3%; Member)
 Shaw Creek Solar, LLC (100%; Sole Member)
 Solar Holdings Portfolio 12, LLC (100%; Class C Member)
 DG Portfolio 2019 Holdings, LLC (100%; Sole Member)
 DG Portfolio 2019, LLC (100%; Sole Member)
 DG Amaze, LLC (100%; Sole Member)
 DG California Solar, LLC (100%; Sole Member)
 DG Colorado Solar, LLC (100%; Sole Member)
 DG LF Solar, LLC (100%; Sole Member)
 DG Minnesota CSG 1, LLC (100%; Sole Member)
 DG Minnesota CSG, LLC (100%; Sole Member)
 DG New Jersey Solar, LLC (100%; Sole Member)
 DG New York Solar, LLC (100%; Sole Member)
 DG Northeast Solar, LLC (100%; Sole Member)
 DG SUNY Solar 1, LLC (100%; Sole Member)
 DG Southwest Solar Portfolio 2019, LLC (100%; Sole Member)
 HL Solar LLC (100%; Sole Member)
 DG Waipio, LLC (100%)
 Pacific Energy Solutions LLC (100%; Sole Member)
 W2 Solar Holdings, LLC (100%; Sole Member)
 Sierra Solar Funding, LLC (100%; Sole Member)
 Sierra Solar Holdings, LLC (100%; Sole Member)
 Westside Solar, LLC (100%; Sole Member)
 Whitney Point Solar, LLC (100%; Sole Member)
 Southwest Solar Holdings, LLC (100%; Member)
 Hatch Solar Energy Center I LLC (100%; Sole Member)
 Sunlight Renewables Holdings, LLC (100%; Class A Member)
 Sunlight Renewables Class A Holdings, LLC (100%; Sole Member)
 Sunlight Renewables, LLC (100%; Class A Member)
 Sunlight Storage, LLC (100%; Sole Member)
 Windstar Portfolio, LLC (100%; Sole Member)
 Tusk Wind Holdings II, LLC (100%)
 Windstar Energy, LLC (100%; Sole Member)
 NextEra Energy Partners Constructors, LLC (100%; Sole Member)
 NextEra Energy Partners Solar Acquisitions, LLC (100%; Sole Member)
 Adelanto CA II, LLC (100%; Sole Member)
 Adelanto Solar Funding, LLC (50.01%; Member)
 Adelanto Solar Holdings, LLC (100%; Sole Member)

Adelanto Solar II, LLC (100%; Sole Member)
 Adelanto Solar, LLC (100%; Sole Member)
 McCoy CA II, LLC (100%; Sole Member)
 McCoy Solar Holdings, LLC (50.01%; Member)
 McCoy Solar Funding, LLC (100%; Sole Member)
 McCoy Solar, LLC (100%; Sole Member)
 NextEra Desert Center Blythe, LLC (50%; Member)
 NextEra Energy Partners Ventures, LLC (100%; Sole Member)
 NEP DC Holdings, LLC (100%; Sole Member)
 Dos Caminos, LLC (50%; Member)
 NET Holdings Management, LLC (100%; Sole Member)
 NextEra Energy Partners Pipelines Holdings, LLC (100%; Sole Member)
 NextEra Energy Partners Pipelines, LLC (100%; Managing Member)
 Meade Pipeline Investment Holdings, LLC (100%; Sole Member)
 Meade Pipeline Investment, LLC (100%; Sole Member)
 Meade Pipeline Co LLC (75%; Managing Member)
 Redwood Meade Pipeline, LLC (100%; Sole Member)
 Redwood Midstream, LLC (90%; Managing Member)
 Redwood Meade Midstream MPC, LLC (100%; Sole Member)
 Meade Pipeline Co LLC (15%; Member)
 River Road Interests LLC (100%; Sole Member)
 Meade Pipeline Co LLC (10%; Member)
 Redwood Midstream, LLC (10%; Member)
 Redwood Meade Midstream MPC, LLC (100%; Sole Member)
 Meade Pipeline Co LLC (15%; Member)
 River Road Interests LLC (100%; Sole Member)
 Meade Pipeline Co LLC (10%; Member)
 South Texas Midstream Holdings, LLC (100%; Sole Member)
 South Texas Midstream, LLC (100%; Class A Member)
 NET Midstream, LLC (100%; Sole Member)
 NET General Partners, LLC (100%; Sole Member)
 Eagle Ford Midstream, LP (0.1%; General Partner)
 LaSalle Pipeline, LP (0.1%; General Partner)
 Mission Natural Gas Company, LP (0.1%; General Partner)
 Mission Valley Pipeline Company, LP (0.1%; General Partner)
 NET Mexico Pipeline, LP (0.1%; General Partner)
 NET Mexico Pipeline Partners, LLC (90%; Member)
 Red Gate Pipeline, LP (0.1%; General Partner)
 South Shore Pipeline L.P. (0.1%; General Partner)
 NET Pipeline Holdings LLC (100%; Sole Member)
 Eagle Ford Midstream, LP (99.9%; Limited Partner)
 LaSalle Pipeline, LP (99.9%; Limited Partner)
 Mission Natural Gas Company, LP (99.9%; Limited Partner)
 Mission Valley Pipeline Company, LP (99.9%; Limited Partner)
 NET Mexico Pipeline, LP (99.9%; Limited Partner)
 NET Mexico Pipeline Partners, LLC (90%; Member)
 Red Gate Pipeline, LP (99.9%; Limited Partner)
 South Shore Pipeline L.P. (99.9%; Limited Partner)
 Northern Colorado Wind Energy, LLC (100%; Sole Member)
 Palo Duro Wind Portfolio, LLC (100%; Sole Member)
 Palo Duro Wind Project Holdings, LLC (100%; Sole Member)
 Palo Duro Wind Energy, LLC (100%; Class A Tax Equity Member)
 Palo Duro Wind Interconnection Services, LLC (88%; Managing Member)
 Shafter Solar Portfolio, LLC (100%; Sole Member)
 Shafter Solar Holdings, LLC (100%; Sole Member)

Shafter Solar, LLC (100%; Sole Member)
 Tusk Wind Holdings III, LLC (100%; Sole Member)
 Granite Reliable Power, LLC (100%; Sole Member)
 NextEra Energy Operating Partners, LP (53.758%; Limited Partner)
 NextEra Energy US Partners Holdings, LLC (100%; Sole Member)
 GR Bage (NEP), LLC (100%; Sole Member)
 Genesis Purchaser Holdings, LLC (100%; Sole Member)
 Genesis Purchaser, LLC (100%; Sole Member)
 Genesis Solar Funding Holdings, LLC (100%; Sole Member)
 Genesis Solar Funding, LLC (100%; Sole Member)
 Genesis Solar Holdings, LLC (100%; Class A Tax Equity Member)
 Elk City Wind, LLC (100%; Sole Member)
 Genesis Solar, LLC (100%; Sole Member)
 NextEra Desert Center Blythe, LLC (50%; Member)
 Golden Plains Class A Holdings, LLC (100%; Sole Member)
 Golden Plains, LLC (100%; Class A Member)
 Baldwin Wind Energy, LLC (100%; Sole Member)
 Northern Colorado Wind Energy Center II, LLC (100%; Sole Member)
 Northern Colorado Interconnect, LLC (12.9%; Member)
 Northern Colorado Wind Energy Center, LLC (100%; Sole Member)
 Northern Colorado Interconnect, LLC (87.1%; Managing Member)
 Wilmot Energy Center, LLC (100%; Sole Member)
 Pine Brooke Class A Holdings, LLC (40%; Member)
 Pine Brooke, LLC (100%; Class A Tax Equity Member)
 Blue Summit III Wind, LLC (100%; Sole Member)
 Blue Summit Interconnection, LLC (25%; Member)
 Harmony Florida Solar, LLC (100%; Sole Member)
 Ponderosa Wind, LLC (100%; Sole Member)
 Saint Solar, LLC (100%; Sole Member)
 Sanford Airport Solar, LLC (100%; Sole Member)
 Soldier Creek Wind, LLC (100%; Sole Member)
 Taylor Creek Solar, LLC (100%; Sole Member)
 NextEra Energy Partners Acquisitions, LLC (100%; Sole Member)
 Baldwin Wind, LLC (100%; Sole Member)
 Bayhawk Wind Portfolio, LLC (100%; Sole Member)
 Bayhawk Wind Holdings, LLC (100%; Sole Member)
 Bayhawk Wind, LLC (100%; Class A Member)
 Cedar Bluff Wind, LLC (100%; Sole Member)
 Golden Hills Wind, LLC (100%; Sole Member)
 Golden Hills Interconnection, LLC (67.6%; Managing Member)
 Coram Portfolio II, LLC (100%; Sole Member)
 Tusk Wind Holdings V, LLC (100%; Sole Member)
 RET Coram Tehachapi Wind GP, LLC (100%; Sole Member)
 Coram California Development, L.P. (0.01%; General Partner)
 RET Tehachapi Wind Development, LLC (100%; Sole Member)
 Coram California Development, L.P. (99.99%; Limited Partner)
 Coram Portfolio, LLC (100%; Sole Member)
 Tusk Wind Holdings IV, LLC (100%; Sole Member)
 Coram Energy LLC (100%; Sole Member)
 Coram Tehachapi, LLC (100%; Sole Member)
 HW CA Holdings, LLC (100%; Member)
 High Winds, LLC (100%; Sole Member)
 Javelina Wind Funding, LLC (100%; Sole Member)
 Javelina Wind Energy Holdings, LLC (100%; Class A Tax Equity

Member)

- Javelina Wind Energy, LLC (100%; Sole Member)
- Javelina Interconnection, LLC (55%; Managing Member)
- Mammoth Plains Wind Project Holdings, LLC (100%; Sole Member)
- Mammoth Plains Wind Project, LLC (100%; Class A Member)
- Meadowlark Wind, LLC (100%; Sole Member)
- NEP Renewables Holdings II, LLC (100%; Sole Member)
- NEP Renewables II, LLC (100%; Managing Member)
- Ashtabula Wind II, LLC (100%; Sole Member)
- Ashtabula Wind III, LLC (100%; Sole Member)
- FPL Energy Vansycle L.L.C. (100%; Sole Member)
- Garden Wind, LLC (100%; Sole Member)
- Perrin Ranch Wind, LLC (100%; Sole Member)
- Rosmar Portfolio, LLC (100%; Sole Member)
- Rosmar Holdings, LLC (100%; Member)
- Marshall Solar, LLC (100%; Sole Member)
- Roswell Solar, LLC (100%; Sole Member)
- Roswell Solar Holdings, LLC (100%; Sole Member)
- SSSS Holdings, LLC (100%; Sole Member)
- Silver State South Solar, LLC (49.99%; Managing Member)
- Silver State Solar Power South, LLC (100%; Sole Member)
- Tuscola Bay Wind, LLC (100%; Sole Member)
- White Oak Energy Holdings, LLC (100%; Sole Member)
- White Oak Energy LLC (100%; Sole Member)
- NEP Renewables Holdings III, LLC (100%; Sole Member)
- NEP Renewables III, LLC (50%; Class B Member)
- Star Moon Holdings, LLC (100%; Class A Member)
- Moonlight Bay Class A Holdings, LLC (100%; Sole Member)
- Moonlight Bay Renewables, LLC (100%; Class A Member)
- Dodge Flat Solar, LLC (100%; Sole Member)
- Elora Solar, LLC (100%; Sole Member)
- Fish Springs Ranch Solar, LLC (100%; Sole Member)
- Little Blue Wind Project, LLC (100%; Sole Member)
- Minco Wind Energy III, LLC (100%; Sole Member)
- Minco IV & V Interconnection, LLC (27.04%; Managing Member)
- White Mesa Wind, LLC (100%; Sole Member)
- Stargrass Class A Holdings, LLC (100%; Sole Member)
- Stargrass, LLC (100%; Class A Member)
- Borderlands Wind, LLC (100%; Sole Member)
- Borderlands Wind Holdings, LLC (100%; Sole Member)
- Cool Springs Solar, LLC (100%; Sole Member)
- Ensign Wind Energy, LLC (100%; Sole Member)
- Hubbard Wind, LLC (100%; Sole Member)
- Irish Creek Wind, LLC (100%; Sole Member)
- Quinebaug Solar, LLC (100%; Sole Member)
- Quitman II Solar, LLC (100%; Sole Member)
- NEP Renewables III, LLC (100%; Class A Member)
- Star Moon Holdings, LLC (100%; Class A Member)
- Moonlight Bay Class A Holdings, LLC (100%; Sole Member)
- Moonlight Bay Renewables, LLC (100%; Class A Member)
- Dodge Flat Solar, LLC (100%; Sole Member)
- Elora Solar, LLC (100%; Sole Member)
- Fish Springs Ranch Solar, LLC (100%; Sole Member)
- Little Blue Wind Project, LLC (100%; Sole Member)
- Minco Wind Energy III, LLC (100%; Sole Member)
- Minco IV & V Interconnection, LLC (27.04%; Managing Member)

White Mesa Wind, LLC (100%; Sole Member)
 Stargrass Class A Holdings, LLC (100%; Sole Member)
 Stargrass, LLC (100%; Class A Member)
 Borderlands Wind, LLC (100%; Sole Member)
 Borderlands Wind Holdings, LLC (100%; Sole Member)
 Cool Springs Solar, LLC (100%; Sole Member)
 Ensign Wind Energy, LLC (100%; Sole Member)
 Hubbard Wind, LLC (100%; Sole Member)
 Irish Creek Wind, LLC (100%; Sole Member)
 Quinebaug Solar, LLC (100%; Sole Member)
 Quitman II Solar, LLC (100%; Sole Member)
 NEP Renewables Holdings IV, LLC (100%; Sole Member)
 NEP Renewables IV, LLC (100%; Class A Member)
 Alta Wind Portfolio, LLC (100%; Sole Member)
 Tusk Wind Holdings, LLC (100%; Sole Member)
 Alta Wind VIII, LLC (100%; Sole Member)
 Dogwood Wind Holdings, LLC (100%; Sole Member)
 Dogwood Wind, LLC (100%; Class A Tax Equity Member)
 Oliver Wind III, LLC (100%; Sole Member)
 Osborn Wind Energy, LLC (100%; Sole Member)
 Elk City Sholes Holdings, LLC (100%; Class B Member)
 Elk City II Wind Funding, LLC (100%; Sole Member)
 Southwest Wind, LLC (100%; Class A Tax Equity Member)
 Elk City Renewables II, LLC (100%; Sole Member)
 Sholes Wind Funding, LLC (100%; Sole Member)
 Sholes Wind Class A Holdings, LLC (100%; Sole Member)
 Sholes Wind, LLC (100%; Class A Member)
 Emerald Breeze Holdings, LLC (100%; Class A Member)
 Emerald Breeze Class A Holdings, LLC (100%; Sole Member)
 Emerald Breeze, LLC (100%; Class A Member)
 Appaloosa Run Wind, LLC (100%; Sole Member)
 Great Prairie Wind, LLC (100%; Sole Member)
 Yellow Pine Solar, LLC (100%; Sole Member)
 Yellow Pine Solar Interconnect, LLC (50%; Managing Member)
 Golden West Wind Holdings, LLC (100%; Sole Member)
 Golden West Power Partners, LLC (100%; Class A Tax Equity Member)
 Nokota Wind Holdings, LLC (100%; Sole Member)
 Nokota Wind, LLC (100%; Class A Tax Equity Member)
 Brady Wind II, LLC (100%; Sole Member)
 Brady Interconnection, LLC (50%; Member)
 Brady Wind, LLC (100%; Sole Member)
 Brady Interconnection, LLC (50%; Managing Member)
 Sac County Wind Holdings, LLC (100%; Class B Member)
 Sac County Wind Class A Holdings, LLC (100%; Class A Member)
 Sac County Wind, LLC (100%; Class A Member)
 NEP Renewables IV, LLC (31.2%; Class B Member)
 Alta Wind Portfolio, LLC (100%; Sole Member)
 Tusk Wind Holdings, LLC (100%; Sole Member)
 Alta Wind VIII, LLC (100%; Sole Member)
 Dogwood Wind Holdings, LLC (100%; Sole Member)
 Dogwood Wind, LLC (100%; Class A Tax Equity Member)
 Oliver Wind III, LLC (100%; Sole Member)
 Osborn Wind Energy, LLC (100%; Sole Member)
 Elk City Sholes Holdings, LLC (100%; Class B Member)
 Elk City II Wind Funding, LLC (100%; Sole Member)
 Southwest Wind, LLC (100%; Class A Tax Equity Member)

Elk City Renewables II, LLC (100%; Sole Member)
 Sholes Wind Funding, LLC (100%; Sole Member)
 Sholes Wind Class A Holdings, LLC (100%; Sole Member)
 Sholes Wind, LLC (100%; Class A Member)
 Emerald Breeze Holdings, LLC (100%; Class A Member)
 Emerald Breeze Class A Holdings, LLC (100%; Sole Member)
 Emerald Breeze, LLC (100%; Class A Member)
 Appaloosa Run Wind, LLC (100%; Sole Member)
 Great Prairie Wind, LLC (100%; Sole Member)
 Yellow Pine Solar, LLC (100%; Sole Member)
 Yellow Pine Solar Interconnect, LLC (50%; Managing Member)
 Golden West Wind Holdings, LLC (100%; Sole Member)
 Golden West Power Partners, LLC (100%; Class A Tax Equity Member)
 Nokota Wind Holdings, LLC (100%; Sole Member)
 Nokota Wind, LLC (100%; Class A Tax Equity Member)
 Brady Wind II, LLC (100%; Sole Member)
 Brady Interconnection, LLC (50%; Member)
 Brady Wind, LLC (100%; Sole Member)
 Brady Interconnection, LLC (50%; Managing Member)
 Sac County Wind Holdings, LLC (100%; Class B Member)
 Sac County Wind Class A Holdings, LLC (100%; Class A Member)
 Sac County Wind, LLC (100%; Class A Member)
 NEP Renewables Holdings, LLC (100%; Sole Member)
 NEP Renewables, LLC (100%; Sole Member)
 Breckinridge Wind Class A Holdings, LLC (100%; Sole Member)
 Breckinridge Wind Project, LLC (100%; Class A Tax Equity Member)
 Carousel Wind Holdings, LLC (100%; Sole Member)
 Carousel Wind Farm, LLC (100%; Class A Tax Equity Member)
 Monarch Wind Holdings, LLC (100%; Sole Member)
 Monarch Wind, LLC (100%; Class A Tax Equity Member)
 Javelina Wind Holdings II, LLC (100%; Sole Member)
 Javelina Wind Energy II, LLC (100%; Sole Member)
 Javelina Interconnection, LLC (45%; Member)
 Rush Springs Wind Energy, LLC (100%; Sole Member)
 Mountain View Solar Holdings, LLC (100%; Sole Member)
 Mountain View Solar, LLC (100%; Sole Member)
 Pacific Plains Wind Class A Holdings, LLC (100%; Sole Member)
 Pacific Plains Wind, LLC (100%; Class A Tax Equity Member)
 Cottonwood Wind Project Holdings, LLC (100%; Sole Member)
 Cottonwood Wind Project, LLC (100%; Sole Member)
 Golden Hills North Wind, LLC (100%; Sole Member)
 Golden Hills Interconnection, LLC (32.4%; Member)
 NextEra Energy Bluff Point, LLC (100%; Sole Member)
 NextEra Desert Sunlight Holdings, LLC (99.8%; Member)
 Desert Sunlight Investment Holdings, LLC (50%; Managing Member)
 Desert Sunlight Holdings, LLC (100%; Sole Member)
 Desert Sunlight 250, LLC (100%; Sole Member)
 Desert Sunlight 300, LLC (100%; Sole Member)
 Nutmeg Solar Holdings, LLC (33.3%; Member)
 Nutmeg Solar, LLC (100%; Sole Member)
 Palomino Wind Holdings, LLC (100%; Sole Member)
 Palomino Wind, LLC (100%; Class A Tax Equity Member)
 Kingman Wind Energy I, LLC (100%; Sole Member)
 Kingman Wind Energy II, LLC (100%; Sole Member)
 Prairie View Wind Holdings, LLC (100%; Sole Member)

Ninnescah Wind Energy LLC (100%; Sole Member)
Sac County Wind Holdings, LLC (100%; Class A Member)
Sac County Wind Class A Holdings, LLC (100%; Class A Member)
Sac County Wind, LLC (100%; Class A Member)
Seiling Wind Investments, LLC (100%; Sole Member)
Seiling Wind Holdings, LLC (100%; Sole Member)
Seiling Wind Portfolio, LLC (100%; Class A Tax Equity Member)
Seiling Wind II, LLC (100%; Sole Member)
Seiling Wind Interconnection Services, LLC (33%; Member)
Seiling Wind, LLC (100%; Sole Member)
Seiling Wind Interconnection Services, LLC (67%; Managing Member)
Shaw Creek Solar Holdings, LLC (33.3%; Member)
Shaw Creek Solar, LLC (100%; Sole Member)
Solar Holdings Portfolio 12, LLC (100%; Class C Member)
DG Portfolio 2019 Holdings, LLC (100%; Sole Member)
DG Portfolio 2019, LLC (100%; Sole Member)
DG Amaze, LLC (100%; Sole Member)
DG California Solar, LLC (100%; Sole Member)
DG Colorado Solar, LLC (100%; Sole Member)
DG LF Solar, LLC (100%; Sole Member)
DG Minnesota CSG 1, LLC (100%; Sole Member)
DG Minnesota CSG, LLC (100%; Sole Member)
DG New Jersey Solar, LLC (100%; Sole Member)
DG New York Solar, LLC (100%; Sole Member)
DG Northeast Solar, LLC (100%; Sole Member)
DG SUNY Solar 1, LLC (100%; Sole Member)
DG Southwest Solar Portfolio 2019, LLC (100%; Sole Member)
HL Solar LLC (100%; Sole Member)
DG Waipio, LLC (100%)
Pacific Energy Solutions LLC (100%; Sole Member)
W2 Solar Holdings, LLC (100%; Sole Member)
Sierra Solar Funding, LLC (100%; Sole Member)
Sierra Solar Holdings, LLC (100%; Sole Member)
Westside Solar, LLC (100%; Sole Member)
Whitney Point Solar, LLC (100%; Sole Member)
Southwest Solar Holdings, LLC (100%; Member)
Hatch Solar Energy Center I LLC (100%; Sole Member)
Sunlight Renewables Holdings, LLC (100%; Class A Member)
Sunlight Renewables Class A Holdings, LLC (100%; Sole Member)
Sunlight Renewables, LLC (100%; Class A Member)
Sunlight Storage, LLC (100%; Sole Member)
Windstar Portfolio, LLC (100%; Sole Member)
Tusk Wind Holdings II, LLC (100%)
Windstar Energy, LLC (100%; Sole Member)
NextEra Energy Partners Constructors, LLC (100%; Sole Member)
NextEra Energy Partners Solar Acquisitions, LLC (100%; Sole Member)
Adelanto CA II, LLC (100%; Sole Member)
Adelanto Solar Funding, LLC (50.01%; Member)
Adelanto Solar Holdings, LLC (100%; Sole Member)
Adelanto Solar II, LLC (100%; Sole Member)
Adelanto Solar, LLC (100%; Sole Member)
McCoy CA II, LLC (100%; Sole Member)
McCoy Solar Holdings, LLC (50.01%; Member)
McCoy Solar Funding, LLC (100%; Sole Member)
McCoy Solar, LLC (100%; Sole Member)
NextEra Desert Center Blythe, LLC (50%; Member)
NextEra Energy Partners Ventures, LLC (100%; Sole Member)

NEP DC Holdings, LLC (100%; Sole Member)
 Dos Caminos, LLC (50%; Member)
NET Holdings Management, LLC (100%; Sole Member)
NextEra Energy Partners Pipelines Holdings, LLC (100%; Sole Member)
 NextEra Energy Partners Pipelines, LLC (100%; Managing Member)
 Meade Pipeline Investment Holdings, LLC (100%; Sole Member)
 Meade Pipeline Investment, LLC (100%; Sole Member)
 Meade Pipeline Co LLC (75%; Managing Member)
 Redwood Meade Pipeline, LLC (100%; Sole Member)
 Redwood Midstream, LLC (90%; Managing Member)
 Redwood Meade Midstream MPC, LLC (100%; Sole Member)
 Meade Pipeline Co LLC (15%; Member)
 River Road Interests LLC (100%; Sole Member)
 Meade Pipeline Co LLC (10%; Member)
 Redwood Midstream, LLC (10%; Member)
 Redwood Meade Midstream MPC, LLC (100%; Sole Member)
 Meade Pipeline Co LLC (15%; Member)
 River Road Interests LLC (100%; Sole Member)
 Meade Pipeline Co LLC (10%; Member)
 South Texas Midstream Holdings, LLC (100%; Sole Member)
 South Texas Midstream, LLC (100%; Class A Member)
 NET Midstream, LLC (100%; Sole Member)
 NET General Partners, LLC (100%; Sole Member)
 Eagle Ford Midstream, LP (0.1%; General Partner)
 LaSalle Pipeline, LP (0.1%; General Partner)
 Mission Natural Gas Company, LP (0.1%; General Partner)
 Mission Valley Pipeline Company, LP (0.1%; General Partner)
 NET Mexico Pipeline, LP (0.1%; General Partner)
 NET Mexico Pipeline Partners, LLC (90%; Member)
 Red Gate Pipeline, LP (0.1%; General Partner)
 South Shore Pipeline L.P. (0.1%; General Partner)
 NET Pipeline Holdings LLC (100%; Sole Member)
 Eagle Ford Midstream, LP (99.9%; Limited Partner)
 LaSalle Pipeline, LP (99.9%; Limited Partner)
 Mission Natural Gas Company, LP (99.9%; Limited Partner)
 Mission Valley Pipeline Company, LP (99.9%; Limited Partner)
 NET Mexico Pipeline, LP (99.9%; Limited Partner)
 NET Mexico Pipeline Partners, LLC (90%; Member)
 Red Gate Pipeline, LP (99.9%; Limited Partner)
 South Shore Pipeline L.P. (99.9%; Limited Partner)
Northern Colorado Wind Energy, LLC (100%; Sole Member)
Palo Duro Wind Portfolio, LLC (100%; Sole Member)
 Palo Duro Wind Project Holdings, LLC (100%; Sole Member)
 Palo Duro Wind Energy, LLC (100%; Class A Tax Equity Member)
 Palo Duro Wind Interconnection Services, LLC (88%; Managing Member)
Shafter Solar Portfolio, LLC (100%; Sole Member)
 Shafter Solar Holdings, LLC (100%; Sole Member)
 Shafter Solar, LLC (100%; Sole Member)
Tusk Wind Holdings III, LLC (100%; Sole Member)
 Granite Reliable Power, LLC (100%; Sole Member)
NextEra Energy Partners, LP (53.758%; Limited Partner)
 NextEra Energy Operating Partners GP, LLC (100%; Sole Member)
 NextEra Energy Operating Partners, LP (100%; General Partner)
 NextEra Energy US Partners Holdings, LLC (100%; Sole Member)
 GR Bage (NEP), LLC (100%; Sole Member)

Genesis Purchaser Holdings, LLC (100%; Sole Member)
Genesis Purchaser, LLC (100%; Sole Member)
Genesis Solar Funding Holdings, LLC (100%; Sole Member)
Genesis Solar Funding, LLC (100%; Sole Member)
Genesis Solar Holdings, LLC (100%; Class A Tax Equity Member)
Elk City Wind, LLC (100%; Sole Member)
Genesis Solar, LLC (100%; Sole Member)
NextEra Desert Center Blythe, LLC (50%; Member)
Golden Plains Class A Holdings, LLC (100%; Sole Member)
Golden Plains, LLC (100%; Class A Member)
Baldwin Wind Energy, LLC (100%; Sole Member)
Northern Colorado Wind Energy Center II, LLC (100%; Sole Member)
Northern Colorado Interconnect, LLC (12.9%; Member)
Northern Colorado Wind Energy Center, LLC (100%; Sole Member)
Northern Colorado Interconnect, LLC (87.1%; Managing Member)
Wilmot Energy Center, LLC (100%; Sole Member)
Pine Brooke Class A Holdings, LLC (40%; Member)
Pine Brooke, LLC (100%; Class A Tax Equity Member)
Blue Summit III Wind, LLC (100%; Sole Member)
Blue Summit Interconnection, LLC (25%; Member)
Harmony Florida Solar, LLC (100%; Sole Member)
Ponderosa Wind, LLC (100%; Sole Member)
Saint Solar, LLC (100%; Sole Member)
Sanford Airport Solar, LLC (100%; Sole Member)
Soldier Creek Wind, LLC (100%; Sole Member)
Taylor Creek Solar, LLC (100%; Sole Member)
NextEra Energy Partners Acquisitions, LLC (100%; Sole Member)
Baldwin Wind, LLC (100%; Sole Member)
Bayhawk Wind Portfolio, LLC (100%; Sole Member)
Bayhawk Wind Holdings, LLC (100%; Sole Member)
Bayhawk Wind, LLC (100%; Class A Member)
Cedar Bluff Wind, LLC (100%; Sole Member)
Golden Hills Wind, LLC (100%; Sole Member)
Golden Hills Interconnection, LLC (67.6%; Managing Member)
Coram Portfolio II, LLC (100%; Sole Member)
Tusk Wind Holdings V, LLC (100%; Sole Member)
RET Coram Tehachapi Wind GP, LLC (100%; Sole Member)
Coram California Development, L.P. (0.01%; General Partner)
RET Tehachapi Wind Development, LLC (100%; Sole Member)
Coram California Development, L.P. (99.99%; Limited Partner)
Coram Portfolio, LLC (100%; Sole Member)
Tusk Wind Holdings IV, LLC (100%; Sole Member)
Coram Energy LLC (100%; Sole Member)
Coram Tehachapi, LLC (100%; Sole Member)
HW CA Holdings, LLC (100%; Member)
High Winds, LLC (100%; Sole Member)
Javelina Wind Funding, LLC (100%; Sole Member)
Javelina Wind Energy Holdings, LLC (100%; Class A Tax Equity Member)
Javelina Wind Energy, LLC (100%; Sole Member)
Javelina Interconnection, LLC (55%; Managing Member)

Mammoth Plains Wind Project Holdings, LLC (100%; Sole Member)
 Mammoth Plains Wind Project, LLC (100%; Class A Member)
Meadowlark Wind, LLC (100%; Sole Member)
NEP Renewables Holdings II, LLC (100%; Sole Member)
 NEP Renewables II, LLC (100%; Managing Member)
 Ashtabula Wind II, LLC (100%; Sole Member)
 Ashtabula Wind III, LLC (100%; Sole Member)
 FPL Energy Vansycle L.L.C. (100%; Sole Member)
 Garden Wind, LLC (100%; Sole Member)
 Perrin Ranch Wind, LLC (100%; Sole Member)
 Rosmar Portfolio, LLC (100%; Sole Member)
 Rosmar Holdings, LLC (100%; Member)
 Marshall Solar, LLC (100%; Sole Member)
 Roswell Solar, LLC (100%; Sole Member)
 Roswell Solar Holdings, LLC (100%; Sole Member)
 SSSS Holdings, LLC (100%; Sole Member)
 Silver State South Solar, LLC (49.99%; Managing Member)
 Silver State Solar Power South, LLC (100%; Sole Member)
 Tuscola Bay Wind, LLC (100%; Sole Member)
 White Oak Energy Holdings, LLC (100%; Sole Member)
 White Oak Energy LLC (100%; Sole Member)
NEP Renewables Holdings III, LLC (100%; Sole Member)
 NEP Renewables III, LLC (50%; Class B Member)
 Star Moon Holdings, LLC (100%; Class A Member)
 Moonlight Bay Class A Holdings, LLC (100%; Sole Member)
 Moonlight Bay Renewables, LLC (100%; Class A Member)
 Dodge Flat Solar, LLC (100%; Sole Member)
 Elora Solar, LLC (100%; Sole Member)
 Fish Springs Ranch Solar, LLC (100%; Sole Member)
 Little Blue Wind Project, LLC (100%; Sole Member)
 Minco Wind Energy III, LLC (100%; Sole Member)
 Minco IV & V Interconnection, LLC (27.04%; Managing Member)
 White Mesa Wind, LLC (100%; Sole Member)
 Stargrass Class A Holdings, LLC (100%; Sole Member)
 Stargrass, LLC (100%; Class A Member)
 Borderlands Wind, LLC (100%; Sole Member)
 Borderlands Wind Holdings, LLC (100%; Sole Member)
 Cool Springs Solar, LLC (100%; Sole Member)
 Ensign Wind Energy, LLC (100%; Sole Member)
 Hubbard Wind, LLC (100%; Sole Member)
 Irish Creek Wind, LLC (100%; Sole Member)
 Quinebaug Solar, LLC (100%; Sole Member)
 Quitman II Solar, LLC (100%; Sole Member)
NEP Renewables III, LLC (100%; Class A Member)
 Star Moon Holdings, LLC (100%; Class A Member)
 Moonlight Bay Class A Holdings, LLC (100%; Sole Member)
 Moonlight Bay Renewables, LLC (100%; Class A Member)
 Dodge Flat Solar, LLC (100%; Sole Member)
 Elora Solar, LLC (100%; Sole Member)
 Fish Springs Ranch Solar, LLC (100%; Sole Member)
 Little Blue Wind Project, LLC (100%; Sole Member)
 Minco Wind Energy III, LLC (100%; Sole Member)
 Minco IV & V Interconnection, LLC (27.04%; Managing Member)
 White Mesa Wind, LLC (100%; Sole Member)
 Stargrass Class A Holdings, LLC (100%; Sole Member)
 Stargrass, LLC (100%; Class A Member)

Borderlands Wind, LLC (100%; Sole Member)
 Borderlands Wind Holdings, LLC (100%; Sole Member)
 Cool Springs Solar, LLC (100%; Sole Member)
 Ensign Wind Energy, LLC (100%; Sole Member)
 Hubbard Wind, LLC (100%; Sole Member)
 Irish Creek Wind, LLC (100%; Sole Member)
 Quinebaug Solar, LLC (100%; Sole Member)
 Quitman II Solar, LLC (100%; Sole Member)
 NEP Renewables Holdings IV, LLC (100%; Sole Member)
 NEP Renewables IV, LLC (100%; Class A Member)
 Alta Wind Portfolio, LLC (100%; Sole Member)
 Tusk Wind Holdings, LLC (100%; Sole Member)
 Alta Wind VIII, LLC (100%; Sole Member)
 Dogwood Wind Holdings, LLC (100%; Sole Member)
 Dogwood Wind, LLC (100%; Class A Tax Equity Member)
 Oliver Wind III, LLC (100%; Sole Member)
 Osborn Wind Energy, LLC (100%; Sole Member)
 Elk City Sholes Holdings, LLC (100%; Class B Member)
 Elk City II Wind Funding, LLC (100%; Sole Member)
 Southwest Wind, LLC (100%; Class A Tax Equity Member)
 Elk City Renewables II, LLC (100%; Sole Member)
 Sholes Wind Funding, LLC (100%; Sole Member)
 Sholes Wind Class A Holdings, LLC (100%; Sole Member)
 Sholes Wind, LLC (100%; Class A Member)
 Emerald Breeze Holdings, LLC (100%; Class A Member)
 Emerald Breeze Class A Holdings, LLC (100%; Sole Member)
 Emerald Breeze, LLC (100%; Class A Member)
 Appaloosa Run Wind, LLC (100%; Sole Member)
 Great Prairie Wind, LLC (100%; Sole Member)
 Yellow Pine Solar, LLC (100%; Sole Member)
 Yellow Pine Solar Interconnect, LLC (50%; Managing Member)
 Golden West Wind Holdings, LLC (100%; Sole Member)
 Golden West Power Partners, LLC (100%; Class A Tax Equity Member)
 Nokota Wind Holdings, LLC (100%; Sole Member)
 Nokota Wind, LLC (100%; Class A Tax Equity Member)
 Brady Wind II, LLC (100%; Sole Member)
 Brady Interconnection, LLC (50%; Member)
 Brady Wind, LLC (100%; Sole Member)
 Brady Interconnection, LLC (50%; Managing Member)
 Sac County Wind Holdings, LLC (100%; Class B Member)
 Sac County Wind Class A Holdings, LLC (100%; Class A Member)
 Sac County Wind, LLC (100%; Class A Member)
 NEP Renewables IV, LLC (31.2%; Class B Member)
 Alta Wind Portfolio, LLC (100%; Sole Member)
 Tusk Wind Holdings, LLC (100%; Sole Member)
 Alta Wind VIII, LLC (100%; Sole Member)
 Dogwood Wind Holdings, LLC (100%; Sole Member)
 Dogwood Wind, LLC (100%; Class A Tax Equity Member)
 Oliver Wind III, LLC (100%; Sole Member)
 Osborn Wind Energy, LLC (100%; Sole Member)
 Elk City Sholes Holdings, LLC (100%; Class B Member)
 Elk City II Wind Funding, LLC (100%; Sole Member)
 Southwest Wind, LLC (100%; Class A Tax Equity Member)
 Elk City Renewables II, LLC (100%; Sole Member)
 Sholes Wind Funding, LLC (100%; Sole Member)

Sholes Wind Class A Holdings, LLC (100%; Sole Member)
 Sholes Wind, LLC (100%; Class A Member)
 Emerald Breeze Holdings, LLC (100%; Class A Member)
 Emerald Breeze Class A Holdings, LLC (100%; Sole Member)
 Emerald Breeze, LLC (100%; Class A Member)
 Appaloosa Run Wind, LLC (100%; Sole Member)
 Great Prairie Wind, LLC (100%; Sole Member)
 Yellow Pine Solar, LLC (100%; Sole Member)
 Yellow Pine Solar Interconnect, LLC (50%; Managing Member)
 Golden West Wind Holdings, LLC (100%; Sole Member)
 Golden West Power Partners, LLC (100%; Class A Tax Equity Member)
 Nokota Wind Holdings, LLC (100%; Sole Member)
 Nokota Wind, LLC (100%; Class A Tax Equity Member)
 Brady Wind II, LLC (100%; Sole Member)
 Brady Interconnection, LLC (50%; Member)
 Brady Wind, LLC (100%; Sole Member)
 Brady Interconnection, LLC (50%; Managing Member)
 Sac County Wind Holdings, LLC (100%; Class B Member)
 Sac County Wind Class A Holdings, LLC (100%; Class A Member)
 Sac County Wind, LLC (100%; Class A Member)
 NEP Renewables Holdings, LLC (100%; Sole Member)
 NEP Renewables, LLC (100%; Sole Member)
 Breckinridge Wind Class A Holdings, LLC (100%; Sole Member)
 Breckinridge Wind Project, LLC (100%; Class A Tax Equity Member)
 Carousel Wind Holdings, LLC (100%; Sole Member)
 Carousel Wind Farm, LLC (100%; Class A Tax Equity Member)
 Monarch Wind Holdings, LLC (100%; Sole Member)
 Monarch Wind, LLC (100%; Class A Tax Equity Member)
 Javelina Wind Holdings II, LLC (100%; Sole Member)
 Javelina Wind Energy II, LLC (100%; Sole Member)
 Javelina Interconnection, LLC (45%; Member)
 Rush Springs Wind Energy, LLC (100%; Sole Member)
 Mountain View Solar Holdings, LLC (100%; Sole Member)
 Mountain View Solar, LLC (100%; Sole Member)
 Pacific Plains Wind Class A Holdings, LLC (100%; Sole Member)
 Pacific Plains Wind, LLC (100%; Class A Tax Equity Member)
 Cottonwood Wind Project Holdings, LLC (100%; Sole Member)
 Cottonwood Wind Project, LLC (100%; Sole Member)
 Golden Hills North Wind, LLC (100%; Sole Member)
 Golden Hills Interconnection, LLC (32.4%; Member)
 NextEra Energy Bluff Point, LLC (100%; Sole Member)
 NextEra Desert Sunlight Holdings, LLC (99.8%; Member)
 Desert Sunlight Investment Holdings, LLC (50%; Managing Member)
 Desert Sunlight Holdings, LLC (100%; Sole Member)
 Desert Sunlight 250, LLC (100%; Sole Member)
 Desert Sunlight 300, LLC (100%; Sole Member)
 Nutmeg Solar Holdings, LLC (33.3%; Member)
 Nutmeg Solar, LLC (100%; Sole Member)
 Palomino Wind Holdings, LLC (100%; Sole Member)
 Palomino Wind, LLC (100%; Class A Tax Equity Member)
 Kingman Wind Energy I, LLC (100%; Sole Member)

Kingman Wind Energy II, LLC (100%; Sole Member)
Prairie View Wind Holdings, LLC (100%; Sole Member)
Ninnescah Wind Energy LLC (100%; Sole Member)
Sac County Wind Holdings, LLC (100%; Class A Member)
Sac County Wind Class A Holdings, LLC (100%; Class A Member)
Sac County Wind, LLC (100%; Class A Member)
Seiling Wind Investments, LLC (100%; Sole Member)
Seiling Wind Holdings, LLC (100%; Sole Member)
Seiling Wind Portfolio, LLC (100%; Class A Tax Equity Member)
Seiling Wind II, LLC (100%; Sole Member)
Seiling Wind Interconnection Services, LLC (33%; Member)
Seiling Wind, LLC (100%; Sole Member)
Seiling Wind Interconnection Services, LLC (67%; Managing Member)
Shaw Creek Solar Holdings, LLC (33.3%; Member)
Shaw Creek Solar, LLC (100%; Sole Member)
Solar Holdings Portfolio 12, LLC (100%; Class C Member)
DG Portfolio 2019 Holdings, LLC (100%; Sole Member)
DG Portfolio 2019, LLC (100%; Sole Member)
DG Amaze, LLC (100%; Sole Member)
DG California Solar, LLC (100%; Sole Member)
DG Colorado Solar, LLC (100%; Sole Member)
DG LF Solar, LLC (100%; Sole Member)
DG Minnesota CSG 1, LLC (100%; Sole Member)
DG Minnesota CSG, LLC (100%; Sole Member)
DG New Jersey Solar, LLC (100%; Sole Member)
DG New York Solar, LLC (100%; Sole Member)
DG Northeast Solar, LLC (100%; Sole Member)
DG SUNY Solar 1, LLC (100%; Sole Member)
DG Southwest Solar Portfolio 2019, LLC (100%; Sole Member)
HL Solar LLC (100%; Sole Member)
DG Waipio, LLC (100%)
Pacific Energy Solutions LLC (100%; Sole Member)
W2 Solar Holdings, LLC (100%; Sole Member)
Sierra Solar Funding, LLC (100%; Sole Member)
Sierra Solar Holdings, LLC (100%; Sole Member)
Westside Solar, LLC (100%; Sole Member)
Whitney Point Solar, LLC (100%; Sole Member)
Southwest Solar Holdings, LLC (100%; Member)
Hatch Solar Energy Center I LLC (100%; Sole Member)
Sunlight Renewables Holdings, LLC (100%; Class A Member)
Sunlight Renewables Class A Holdings, LLC (100%; Sole Member)
Sunlight Renewables, LLC (100%; Class A Member)
Sunlight Storage, LLC (100%; Sole Member)
Windstar Portfolio, LLC (100%; Sole Member)
Tusk Wind Holdings II, LLC (100%)
Windstar Energy, LLC (100%; Sole Member)
NextEra Energy Partners Constructors, LLC (100%; Sole Member)
NextEra Energy Partners Solar Acquisitions, LLC (100%; Sole Member)
Adelanto CA II, LLC (100%; Sole Member)
Adelanto Solar Funding, LLC (50.01%; Member)
Adelanto Solar Holdings, LLC (100%; Sole Member)
Adelanto Solar II, LLC (100%; Sole Member)

Adelanto Solar, LLC (100%; Sole Member)
McCoy CA II, LLC (100%; Sole Member)
McCoy Solar Holdings, LLC (50.01%; Member)
McCoy Solar Funding, LLC (100%; Sole Member)
McCoy Solar, LLC (100%; Sole Member)
NextEra Desert Center Blythe, LLC (50%; Member)
NextEra Energy Partners Ventures, LLC (100%; Sole Member)
NEP DC Holdings, LLC (100%; Sole Member)
Dos Caminos, LLC (50%; Member)
NET Holdings Management, LLC (100%; Sole Member)
NextEra Energy Partners Pipelines Holdings, LLC (100%; Sole Member)
NextEra Energy Partners Pipelines, LLC (100%; Managing Member)
Meade Pipeline Investment Holdings, LLC (100%; Sole Member)
Meade Pipeline Investment, LLC (100%; Sole Member)
Meade Pipeline Co LLC (75%; Managing Member)
Redwood Meade Pipeline, LLC (100%; Sole Member)
Redwood Midstream, LLC (90%; Managing Member)
Redwood Meade Midstream MPC, LLC (100%; Sole Member)
Meade Pipeline Co LLC (15%; Member)
River Road Interests LLC (100%; Sole Member)
Meade Pipeline Co LLC (10%; Member)
Redwood Midstream, LLC (10%; Member)
Redwood Meade Midstream MPC, LLC (100%; Sole Member)
Meade Pipeline Co LLC (15%; Member)
River Road Interests LLC (100%; Sole Member)
Meade Pipeline Co LLC (10%; Member)
South Texas Midstream Holdings, LLC (100%; Sole Member)
South Texas Midstream, LLC (100%; Class A Member)
NET Midstream, LLC (100%; Sole Member)
NET General Partners, LLC (100%; Sole Member)
Eagle Ford Midstream, LP (0.1%; General Partner)
LaSalle Pipeline, LP (0.1%; General Partner)
Mission Natural Gas Company, LP (0.1%; General Partner)
Mission Valley Pipeline Company, LP (0.1%; General Partner)
NET Mexico Pipeline, LP (0.1%; General Partner)
NET Mexico Pipeline Partners, LLC (90%; Member)
Red Gate Pipeline, LP (0.1%; General Partner)
South Shore Pipeline L.P. (0.1%; General Partner)
NET Pipeline Holdings LLC (100%; Sole Member)
Eagle Ford Midstream, LP (99.9%; Limited Partner)
LaSalle Pipeline, LP (99.9%; Limited Partner)
Mission Natural Gas Company, LP (99.9%; Limited Partner)
Mission Valley Pipeline Company, LP (99.9%; Limited Partner)
NET Mexico Pipeline, LP (99.9%; Limited Partner)
NET Mexico Pipeline Partners, LLC (90%; Member)
Red Gate Pipeline, LP (99.9%; Limited Partner)
South Shore Pipeline L.P. (99.9%; Limited Partner)
Northern Colorado Wind Energy, LLC (100%; Sole Member)
Palo Duro Wind Portfolio, LLC (100%; Sole Member)
Palo Duro Wind Project Holdings, LLC (100%; Sole Member)
Palo Duro Wind Energy, LLC (100%; Class A Tax Equity Member)
Palo Duro Wind Interconnection Services, LLC (88%; Managing Member)

Shafter Solar Portfolio, LLC (100%; Sole Member)
Shafter Solar Holdings, LLC (100%; Sole Member)
Shafter Solar, LLC (100%; Sole Member)
Tusk Wind Holdings III, LLC (100%; Sole Member)
Granite Reliable Power, LLC (100%; Sole Member)
NextEra Energy Operating Partners, LP (46.242%; Limited Partner)
NextEra Energy US Partners Holdings, LLC (100%; Sole Member)
GR Bage (NEP), LLC (100%; Sole Member)
Genesis Purchaser Holdings, LLC (100%; Sole Member)
Genesis Purchaser, LLC (100%; Sole Member)
Genesis Solar Funding Holdings, LLC (100%; Sole Member)
Genesis Solar Funding, LLC (100%; Sole Member)
Genesis Solar Holdings, LLC (100%; Class A Tax Equity Member)
Elk City Wind, LLC (100%; Sole Member)
Genesis Solar, LLC (100%; Sole Member)
NextEra Desert Center Blythe, LLC (50%; Member)
Golden Plains Class A Holdings, LLC (100%; Sole Member)
Golden Plains, LLC (100%; Class A Member)
Baldwin Wind Energy, LLC (100%; Sole Member)
Northern Colorado Wind Energy Center II, LLC (100%; Sole Member)
Northern Colorado Interconnect, LLC (12.9%; Member)
Northern Colorado Wind Energy Center, LLC (100%; Sole Member)
Northern Colorado Interconnect, LLC (87.1%; Managing Member)
Wilmot Energy Center, LLC (100%; Sole Member)
Pine Brooke Class A Holdings, LLC (40%; Member)
Pine Brooke, LLC (100%; Class A Tax Equity Member)
Blue Summit III Wind, LLC (100%; Sole Member)
Blue Summit Interconnection, LLC (25%; Member)
Harmony Florida Solar, LLC (100%; Sole Member)
Ponderosa Wind, LLC (100%; Sole Member)
Saint Solar, LLC (100%; Sole Member)
Sanford Airport Solar, LLC (100%; Sole Member)
Soldier Creek Wind, LLC (100%; Sole Member)
Taylor Creek Solar, LLC (100%; Sole Member)
NextEra Energy Partners Acquisitions, LLC (100%; Sole Member)
Baldwin Wind, LLC (100%; Sole Member)
Bayhawk Wind Portfolio, LLC (100%; Sole Member)
Bayhawk Wind Holdings, LLC (100%; Sole Member)
Bayhawk Wind, LLC (100%; Class A Member)
Cedar Bluff Wind, LLC (100%; Sole Member)
Golden Hills Wind, LLC (100%; Sole Member)
Golden Hills Interconnection, LLC (67.6%; Managing Member)
Coram Portfolio II, LLC (100%; Sole Member)
Tusk Wind Holdings V, LLC (100%; Sole Member)
RET Coram Tehachapi Wind GP, LLC (100%; Sole Member)
Coram California Development, L.P. (0.01%; General Partner)
RET Tehachapi Wind Development, LLC (100%; Sole Member)
Coram California Development, L.P. (99.99%; Limited Partner)
Coram Portfolio, LLC (100%; Sole Member)
Tusk Wind Holdings IV, LLC (100%; Sole Member)
Coram Energy LLC (100%; Sole Member)
Coram Tehachapi, LLC (100%; Sole Member)

HW CA Holdings, LLC (100%; Member)
 High Winds, LLC (100%; Sole Member)
Javelina Wind Funding, LLC (100%; Sole Member)
 Javelina Wind Energy Holdings, LLC (100%; Class A Tax Equity Member)
 Javelina Wind Energy, LLC (100%; Sole Member)
 Javelina Interconnection, LLC (55%; Managing Member)
Mammoth Plains Wind Project Holdings, LLC (100%; Sole Member)
 Mammoth Plains Wind Project, LLC (100%; Class A Member)
Meadowlark Wind, LLC (100%; Sole Member)
NEP Renewables Holdings II, LLC (100%; Sole Member)
 NEP Renewables II, LLC (100%; Managing Member)
 Ashtabula Wind II, LLC (100%; Sole Member)
 Ashtabula Wind III, LLC (100%; Sole Member)
 FPL Energy Vansycle L.L.C. (100%; Sole Member)
 Garden Wind, LLC (100%; Sole Member)
 Perrin Ranch Wind, LLC (100%; Sole Member)
 Rosmar Portfolio, LLC (100%; Sole Member)
 Rosmar Holdings, LLC (100%; Member)
 Marshall Solar, LLC (100%; Sole Member)
 Roswell Solar, LLC (100%; Sole Member)
 Roswell Solar Holdings, LLC (100%; Sole Member)
 SSSS Holdings, LLC (100%; Sole Member)
 Silver State South Solar, LLC (49.99%; Managing Member)
 Silver State Solar Power South, LLC (100%; Sole Member)
 Tuscola Bay Wind, LLC (100%; Sole Member)
 White Oak Energy Holdings, LLC (100%; Sole Member)
 White Oak Energy LLC (100%; Sole Member)
NEP Renewables Holdings III, LLC (100%; Sole Member)
 NEP Renewables III, LLC (50%; Class B Member)
 Star Moon Holdings, LLC (100%; Class A Member)
 Moonlight Bay Class A Holdings, LLC (100%; Sole Member)
 Moonlight Bay Renewables, LLC (100%; Class A Member)
 Dodge Flat Solar, LLC (100%; Sole Member)
 Elora Solar, LLC (100%; Sole Member)
 Fish Springs Ranch Solar, LLC (100%; Sole Member)
 Little Blue Wind Project, LLC (100%; Sole Member)
 Minco Wind Energy III, LLC (100%; Sole Member)
 Minco IV & V Interconnection, LLC (27.04%; Managing Member)
 White Mesa Wind, LLC (100%; Sole Member)
 Stargrass Class A Holdings, LLC (100%; Sole Member)
 Stargrass, LLC (100%; Class A Member)
 Borderlands Wind, LLC (100%; Sole Member)
 Borderlands Wind Holdings, LLC (100%; Sole Member)
 Cool Springs Solar, LLC (100%; Sole Member)
 Ensign Wind Energy, LLC (100%; Sole Member)
 Hubbard Wind, LLC (100%; Sole Member)
 Irish Creek Wind, LLC (100%; Sole Member)
 Quinebaug Solar, LLC (100%; Sole Member)
 Quitman II Solar, LLC (100%; Sole Member)
NEP Renewables IIII, LLC (100%; Class A Member)
 Star Moon Holdings, LLC (100%; Class A Member)
 Moonlight Bay Class A Holdings, LLC (100%; Sole Member)
 Moonlight Bay Renewables, LLC (100%; Class A Member)
 Dodge Flat Solar, LLC (100%; Sole Member)
 Elora Solar, LLC (100%; Sole Member)
 Fish Springs Ranch Solar, LLC (100%; Sole Member)

Little Blue Wind Project, LLC (100%; Sole Member)
 Minco Wind Energy III, LLC (100%; Sole Member)
 Minco IV & V Interconnection, LLC (27.04%; Managing Member)
 White Mesa Wind, LLC (100%; Sole Member)
 Stargrass Class A Holdings, LLC (100%; Sole Member)
 Stargrass, LLC (100%; Class A Member)
 Borderlands Wind, LLC (100%; Sole Member)
 Borderlands Wind Holdings, LLC (100%; Sole Member)
 Cool Springs Solar, LLC (100%; Sole Member)
 Ensign Wind Energy, LLC (100%; Sole Member)
 Hubbard Wind, LLC (100%; Sole Member)
 Irish Creek Wind, LLC (100%; Sole Member)
 Quinebaug Solar, LLC (100%; Sole Member)
 Quitman II Solar, LLC (100%; Sole Member)
 NEP Renewables Holdings IV, LLC (100%; Sole Member)
 NEP Renewables IV, LLC (100%; Class A Member)
 Alta Wind Portfolio, LLC (100%; Sole Member)
 Tusk Wind Holdings, LLC (100%; Sole Member)
 Alta Wind VIII, LLC (100%; Sole Member)
 Dogwood Wind Holdings, LLC (100%; Sole Member)
 Dogwood Wind, LLC (100%; Class A Tax Equity Member)
 Oliver Wind III, LLC (100%; Sole Member)
 Osborn Wind Energy, LLC (100%; Sole Member)
 Elk City Sholes Holdings, LLC (100%; Class B Member)
 Elk City II Wind Funding, LLC (100%; Sole Member)
 Southwest Wind, LLC (100%; Class A Tax Equity Member)
 Elk City Renewables II, LLC (100%; Sole Member)
 Sholes Wind Funding, LLC (100%; Sole Member)
 Sholes Wind Class A Holdings, LLC (100%; Sole Member)
 Sholes Wind, LLC (100%; Class A Member)
 Emerald Breeze Holdings, LLC (100%; Class A Member)
 Emerald Breeze Class A Holdings, LLC (100%; Sole Member)
 Emerald Breeze, LLC (100%; Class A Member)
 Appaloosa Run Wind, LLC (100%; Sole Member)
 Great Prairie Wind, LLC (100%; Sole Member)
 Yellow Pine Solar, LLC (100%; Sole Member)
 Yellow Pine Solar Interconnect, LLC (50%; Managing Member)
 Golden West Wind Holdings, LLC (100%; Sole Member)
 Golden West Power Partners, LLC (100%; Class A Tax Equity Member)
 Nokota Wind Holdings, LLC (100%; Sole Member)
 Nokota Wind, LLC (100%; Class A Tax Equity Member)
 Brady Wind II, LLC (100%; Sole Member)
 Brady Interconnection, LLC (50%; Member)
 Brady Wind, LLC (100%; Sole Member)
 Brady Interconnection, LLC (50%; Managing Member)
 Sac County Wind Holdings, LLC (100%; Class B Member)
 Sac County Wind Class A Holdings, LLC (100%; Class A Member)
 Sac County Wind, LLC (100%; Class A Member)
 NEP Renewables IV, LLC (31.2%; Class B Member)
 Alta Wind Portfolio, LLC (100%; Sole Member)
 Tusk Wind Holdings, LLC (100%; Sole Member)
 Alta Wind VIII, LLC (100%; Sole Member)
 Dogwood Wind Holdings, LLC (100%; Sole Member)
 Dogwood Wind, LLC (100%; Class A Tax Equity Member)

Oliver Wind III, LLC (100%; Sole Member)
 Osborn Wind Energy, LLC (100%; Sole Member)
 Elk City Sholes Holdings, LLC (100%; Class B Member)
 Elk City II Wind Funding, LLC (100%; Sole Member)
 Southwest Wind, LLC (100%; Class A Tax Equity Member)
 Elk City Renewables II, LLC (100%; Sole Member)
 Sholes Wind Funding, LLC (100%; Sole Member)
 Sholes Wind Class A Holdings, LLC (100%; Sole Member)
 Sholes Wind, LLC (100%; Class A Member)
 Emerald Breeze Holdings, LLC (100%; Class A Member)
 Emerald Breeze Class A Holdings, LLC (100%; Sole Member)
 Emerald Breeze, LLC (100%; Class A Member)
 Appaloosa Run Wind, LLC (100%; Sole Member)
 Great Prairie Wind, LLC (100%; Sole Member)
 Yellow Pine Solar, LLC (100%; Sole Member)
 Yellow Pine Solar Interconnect, LLC (50%; Managing Member)
 Golden West Wind Holdings, LLC (100%; Sole Member)
 Golden West Power Partners, LLC (100%; Class A Tax Equity Member)
 Nokota Wind Holdings, LLC (100%; Sole Member)
 Nokota Wind, LLC (100%; Class A Tax Equity Member)
 Brady Wind II, LLC (100%; Sole Member)
 Brady Interconnection, LLC (50%; Member)
 Brady Wind, LLC (100%; Sole Member)
 Brady Interconnection, LLC (50%; Managing Member)
 Sac County Wind Holdings, LLC (100%; Class B Member)
 Sac County Wind Class A Holdings, LLC (100%; Class A Member)
 Sac County Wind, LLC (100%; Class A Member)
 NEP Renewables Holdings, LLC (100%; Sole Member)
 NEP Renewables, LLC (100%; Sole Member)
 Breckinridge Wind Class A Holdings, LLC (100%; Sole Member)
 Breckinridge Wind Project, LLC (100%; Class A Tax Equity Member)
 Carousel Wind Holdings, LLC (100%; Sole Member)
 Carousel Wind Farm, LLC (100%; Class A Tax Equity Member)
 Monarch Wind Holdings, LLC (100%; Sole Member)
 Monarch Wind, LLC (100%; Class A Tax Equity Member)
 Javelina Wind Holdings II, LLC (100%; Sole Member)
 Javelina Wind Energy II, LLC (100%; Sole Member)
 Javelina Interconnection, LLC (45%; Member)
 Rush Springs Wind Energy, LLC (100%; Sole Member)
 Mountain View Solar Holdings, LLC (100%; Sole Member)
 Mountain View Solar, LLC (100%; Sole Member)
 Pacific Plains Wind Class A Holdings, LLC (100%; Sole Member)
 Pacific Plains Wind, LLC (100%; Class A Tax Equity Member)
 Cottonwood Wind Project Holdings, LLC (100%; Sole Member)
 Cottonwood Wind Project, LLC (100%; Sole Member)
 Golden Hills North Wind, LLC (100%; Sole Member)
 Golden Hills Interconnection, LLC (32.4%; Member)
 NextEra Energy Bluff Point, LLC (100%; Sole Member)
 NextEra Desert Sunlight Holdings, LLC (99.8%; Member)
 Desert Sunlight Investment Holdings, LLC (50%; Managing Member)
 Desert Sunlight Holdings, LLC (100%; Sole Member)
 Desert Sunlight 250, LLC (100%; Sole Member)

Desert Sunlight 300, LLC (100%; Sole Member)
 Nutmeg Solar Holdings, LLC (33.3%; Member)
 Nutmeg Solar, LLC (100%; Sole Member)
 Palomino Wind Holdings, LLC (100%; Sole Member)
 Palomino Wind, LLC (100%; Class A Tax Equity Member)
 Kingman Wind Energy I, LLC (100%; Sole Member)
 Kingman Wind Energy II, LLC (100%; Sole Member)
 Prairie View Wind Holdings, LLC (100%; Sole Member)
 Ninnescah Wind Energy LLC (100%; Sole Member)
 Sac County Wind Holdings, LLC (100%; Class A Member)
 Sac County Wind Class A Holdings, LLC (100%; Class A Member)
 Sac County Wind, LLC (100%; Class A Member)
 Seiling Wind Investments, LLC (100%; Sole Member)
 Seiling Wind Holdings, LLC (100%; Sole Member)
 Seiling Wind Portfolio, LLC (100%; Class A Tax Equity
 Member)
 Seiling Wind II, LLC (100%; Sole Member)
 Seiling Wind Interconnection Services, LLC (33%; Member)
 Seiling Wind, LLC (100%; Sole Member)
 Seiling Wind Interconnection Services, LLC (67%; Managing
 Member)
 Shaw Creek Solar Holdings, LLC (33.3%; Member)
 Shaw Creek Solar, LLC (100%; Sole Member)
 Solar Holdings Portfolio 12, LLC (100%; Class C Member)
 DG Portfolio 2019 Holdings, LLC (100%; Sole Member)
 DG Portfolio 2019, LLC (100%; Sole Member)
 DG Amaze, LLC (100%; Sole Member)
 DG California Solar, LLC (100%; Sole Member)
 DG Colorado Solar, LLC (100%; Sole Member)
 DG LF Solar, LLC (100%; Sole Member)
 DG Minnesota CSG 1, LLC (100%; Sole Member)
 DG Minnesota CSG, LLC (100%; Sole Member)
 DG New Jersey Solar, LLC (100%; Sole Member)
 DG New York Solar, LLC (100%; Sole Member)
 DG Northeast Solar, LLC (100%; Sole Member)
 DG SUNY Solar 1, LLC (100%; Sole Member)
 DG Southwest Solar Portfolio 2019, LLC (100%; Sole Member)
 HL Solar LLC (100%; Sole Member)
 DG Waipio, LLC (100%)
 Pacific Energy Solutions LLC (100%; Sole Member)
 W2 Solar Holdings, LLC (100%; Sole Member)
 Sierra Solar Funding, LLC (100%; Sole Member)
 Sierra Solar Holdings, LLC (100%; Sole Member)
 Westside Solar, LLC (100%; Sole Member)
 Whitney Point Solar, LLC (100%; Sole Member)
 Southwest Solar Holdings, LLC (100%; Member)
 Hatch Solar Energy Center I LLC (100%; Sole Member)
 Sunlight Renewables Holdings, LLC (100%; Class A Member)
 Sunlight Renewables Class A Holdings, LLC (100%; Sole Member)
 Sunlight Renewables, LLC (100%; Class A Member)
 Sunlight Storage, LLC (100%; Sole Member)
 Windstar Portfolio, LLC (100%; Sole Member)
 Tusk Wind Holdings II, LLC (100%)
 Windstar Energy, LLC (100%; Sole Member)
 NextEra Energy Partners Constructors, LLC (100%; Sole Member)
 NextEra Energy Partners Solar Acquisitions, LLC (100%; Sole
 Member)
 Adelanto CA II, LLC (100%; Sole Member)

Adelanto Solar Funding, LLC (50.01%; Member)
Adelanto Solar Holdings, LLC (100%; Sole Member)
Adelanto Solar II, LLC (100%; Sole Member)
Adelanto Solar, LLC (100%; Sole Member)
McCoy CA II, LLC (100%; Sole Member)
McCoy Solar Holdings, LLC (50.01%; Member)
McCoy Solar Funding, LLC (100%; Sole Member)
McCoy Solar, LLC (100%; Sole Member)
NextEra Desert Center Blythe, LLC (50%; Member)
NextEra Energy Partners Ventures, LLC (100%; Sole Member)
NEP DC Holdings, LLC (100%; Sole Member)
Dos Caminos, LLC (50%; Member)
NET Holdings Management, LLC (100%; Sole Member)
NextEra Energy Partners Pipelines Holdings, LLC (100%; Sole Member)
NextEra Energy Partners Pipelines, LLC (100%; Managing Member)
Meade Pipeline Investment Holdings, LLC (100%; Sole Member)
Meade Pipeline Investment, LLC (100%; Sole Member)
Meade Pipeline Co LLC (75%; Managing Member)
Redwood Meade Pipeline, LLC (100%; Sole Member)
Redwood Midstream, LLC (90%; Managing Member)
Redwood Meade Midstream MPC, LLC (100%; Sole Member)
Meade Pipeline Co LLC (15%; Member)
River Road Interests LLC (100%; Sole Member)
Meade Pipeline Co LLC (10%; Member)
Redwood Midstream, LLC (10%; Member)
Redwood Meade Midstream MPC, LLC (100%; Sole Member)
Meade Pipeline Co LLC (15%; Member)
River Road Interests LLC (100%; Sole Member)
Meade Pipeline Co LLC (10%; Member)
South Texas Midstream Holdings, LLC (100%; Sole Member)
South Texas Midstream, LLC (100%; Class A Member)
NET Midstream, LLC (100%; Sole Member)
NET General Partners, LLC (100%; Sole Member)
Eagle Ford Midstream, LP (0.1%; General Partner)
LaSalle Pipeline, LP (0.1%; General Partner)
Mission Natural Gas Company, LP (0.1%; General Partner)
Mission Valley Pipeline Company, LP (0.1%; General Partner)
NET Mexico Pipeline, LP (0.1%; General Partner)
NET Mexico Pipeline Partners, LLC (90%; Member)
Red Gate Pipeline, LP (0.1%; General Partner)
South Shore Pipeline L.P. (0.1%; General Partner)
NET Pipeline Holdings LLC (100%; Sole Member)
Eagle Ford Midstream, LP (99.9%; Limited Partner)
LaSalle Pipeline, LP (99.9%; Limited Partner)
Mission Natural Gas Company, LP (99.9%; Limited Partner)
Mission Valley Pipeline Company, LP (99.9%; Limited Partner)
NET Mexico Pipeline, LP (99.9%; Limited Partner)
NET Mexico Pipeline Partners, LLC (90%; Member)
Red Gate Pipeline, LP (99.9%; Limited Partner)
South Shore Pipeline L.P. (99.9%; Limited Partner)
Northern Colorado Wind Energy, LLC (100%; Sole Member)
Palo Duro Wind Portfolio, LLC (100%; Sole Member)
Palo Duro Wind Project Holdings, LLC (100%; Sole Member)
Palo Duro Wind Energy, LLC (100%; Class A Tax Equity Member)
Palo Duro Wind Interconnection Services, LLC (88%; Managing

Member)

- Shafter Solar Portfolio, LLC (100%; Sole Member)
- Shafter Solar Holdings, LLC (100%; Sole Member)
- Shafter Solar, LLC (100%; Sole Member)
- Tusk Wind Holdings III, LLC (100%; Sole Member)
- Granite Reliable Power, LLC (100%; Sole Member)
- NextEra Energy Management Partners GP, LLC (100%; Sole Member)
- NextEra Energy Management Partners, LP (100%; General Partner)
- NextEra Energy Partners GP, Inc. (100%; Shareholder)
- NextEra Energy Partners, LP (100%; General Partner)
- NextEra Energy Operating Partners GP, LLC (100%; Sole Member)
- NextEra Energy Operating Partners, LP (100%; General Partner)
- NextEra Energy US Partners Holdings, LLC (100%; Sole Member)
- GR Bage (NEP), LLC (100%; Sole Member)
- Genesis Purchaser Holdings, LLC (100%; Sole Member)
- Genesis Purchaser, LLC (100%; Sole Member)
- Genesis Solar Funding Holdings, LLC (100%; Sole Member)
- Genesis Solar Funding, LLC (100%; Sole Member)
- Genesis Solar Holdings, LLC (100%; Class A Tax Equity Member)
- Elk City Wind, LLC (100%; Sole Member)
- Genesis Solar, LLC (100%; Sole Member)
- NextEra Desert Center Blythe, LLC (50%; Member)
- Golden Plains Class A Holdings, LLC (100%; Sole Member)
- Golden Plains, LLC (100%; Class A Member)
- Baldwin Wind Energy, LLC (100%; Sole Member)
- Northern Colorado Wind Energy Center II, LLC (100%; Sole Member)
- Northern Colorado Interconnect, LLC (12.9%; Member)
- Northern Colorado Wind Energy Center, LLC (100%; Sole Member)
- Northern Colorado Interconnect, LLC (87.1%; Managing Member)
- Wilmot Energy Center, LLC (100%; Sole Member)
- Pine Brooke Class A Holdings, LLC (40%; Member)
- Pine Brooke, LLC (100%; Class A Tax Equity Member)
- Blue Summit III Wind, LLC (100%; Sole Member)
- Blue Summit Interconnection, LLC (25%; Member)
- Harmony Florida Solar, LLC (100%; Sole Member)
- Ponderosa Wind, LLC (100%; Sole Member)
- Saint Solar, LLC (100%; Sole Member)
- Sanford Airport Solar, LLC (100%; Sole Member)
- Soldier Creek Wind, LLC (100%; Sole Member)
- Taylor Creek Solar, LLC (100%; Sole Member)
- NextEra Energy Partners Acquisitions, LLC (100%; Sole Member)
- Baldwin Wind, LLC (100%; Sole Member)
- Bayhawk Wind Portfolio, LLC (100%; Sole Member)
- Bayhawk Wind Holdings, LLC (100%; Sole Member)
- Bayhawk Wind, LLC (100%; Class A Member)
- Cedar Bluff Wind, LLC (100%; Sole Member)
- Golden Hills Wind, LLC (100%; Sole Member)
- Golden Hills Interconnection, LLC (67.6%; Managing Member)
- Coram Portfolio II, LLC (100%; Sole Member)
- Tusk Wind Holdings V, LLC (100%; Sole Member)
- RET Coram Tehachapi Wind GP, LLC (100%; Sole Member)

Coram California Development, L.P. (0.01%; General Partner)
RET Tehachapi Wind Development, LLC (100%; Sole Member)
Coram California Development, L.P. (99.99%; Limited Partner)
Coram Portfolio, LLC (100%; Sole Member)
Tusk Wind Holdings IV, LLC (100%; Sole Member)
Coram Energy LLC (100%; Sole Member)
Coram Tehachapi, LLC (100%; Sole Member)
HW CA Holdings, LLC (100%; Member)
High Winds, LLC (100%; Sole Member)
Javelina Wind Funding, LLC (100%; Sole Member)
Javelina Wind Energy Holdings, LLC (100%; Class A Tax Equity Member)
Javelina Wind Energy, LLC (100%; Sole Member)
Javelina Interconnection, LLC (55%; Managing Member)
Mammoth Plains Wind Project Holdings, LLC (100%; Sole Member)
Mammoth Plains Wind Project, LLC (100%; Class A Member)
Meadowlark Wind, LLC (100%; Sole Member)
NEP Renewables Holdings II, LLC (100%; Sole Member)
NEP Renewables II, LLC (100%; Managing Member)
Ashtabula Wind II, LLC (100%; Sole Member)
Ashtabula Wind III, LLC (100%; Sole Member)
FPL Energy Vansycle L.L.C. (100%; Sole Member)
Garden Wind, LLC (100%; Sole Member)
Perrin Ranch Wind, LLC (100%; Sole Member)
Rosmar Portfolio, LLC (100%; Sole Member)
Rosmar Holdings, LLC (100%; Member)
Marshall Solar, LLC (100%; Sole Member)
Roswell Solar, LLC (100%; Sole Member)
Roswell Solar Holdings, LLC (100%; Sole Member)
SSSS Holdings, LLC (100%; Sole Member)
Silver State South Solar, LLC (49.99%; Managing Member)
Silver State Solar Power South, LLC (100%; Sole Member)
Tuscola Bay Wind, LLC (100%; Sole Member)
White Oak Energy Holdings, LLC (100%; Sole Member)
White Oak Energy LLC (100%; Sole Member)
NEP Renewables Holdings III, LLC (100%; Sole Member)
NEP Renewables III, LLC (50%; Class B Member)
Star Moon Holdings, LLC (100%; Class A Member)
Moonlight Bay Class A Holdings, LLC (100%; Sole Member)
Moonlight Bay Renewables, LLC (100%; Class A Member)
Dodge Flat Solar, LLC (100%; Sole Member)
Elora Solar, LLC (100%; Sole Member)
Fish Springs Ranch Solar, LLC (100%; Sole Member)
Little Blue Wind Project, LLC (100%; Sole Member)
Minco Wind Energy III, LLC (100%; Sole Member)
Minco IV & V Interconnection, LLC (27.04%; Managing Member)
White Mesa Wind, LLC (100%; Sole Member)
Stargrass Class A Holdings, LLC (100%; Sole Member)
Stargrass, LLC (100%; Class A Member)
Borderlands Wind, LLC (100%; Sole Member)
Borderlands Wind Holdings, LLC (100%; Sole Member)

Cool Springs Solar, LLC (100%; Sole Member)
 Ensign Wind Energy, LLC (100%; Sole Member)
 Hubbard Wind, LLC (100%; Sole Member)
 Irish Creek Wind, LLC (100%; Sole Member)
 Quinebaug Solar, LLC (100%; Sole Member)
 Quitman II Solar, LLC (100%; Sole Member)
 NEP Renewables III, LLC (100%; Class A Member)
 Star Moon Holdings, LLC (100%; Class A Member)
 Moonlight Bay Class A Holdings, LLC (100%; Sole Member)
 Moonlight Bay Renewables, LLC (100%; Class A Member)
 Dodge Flat Solar, LLC (100%; Sole Member)
 Elora Solar, LLC (100%; Sole Member)
 Fish Springs Ranch Solar, LLC (100%; Sole Member)
 Little Blue Wind Project, LLC (100%; Sole Member)
 Minco Wind Energy III, LLC (100%; Sole Member)
 Minco IV & V Interconnection, LLC (27.04%;
 Managing Member)
 White Mesa Wind, LLC (100%; Sole Member)
 Stargrass Class A Holdings, LLC (100%; Sole Member)
 Stargrass, LLC (100%; Class A Member)
 Borderlands Wind, LLC (100%; Sole Member)
 Borderlands Wind Holdings, LLC (100%; Sole Member)
 Cool Springs Solar, LLC (100%; Sole Member)
 Ensign Wind Energy, LLC (100%; Sole Member)
 Hubbard Wind, LLC (100%; Sole Member)
 Irish Creek Wind, LLC (100%; Sole Member)
 Quinebaug Solar, LLC (100%; Sole Member)
 Quitman II Solar, LLC (100%; Sole Member)
 NEP Renewables Holdings IV, LLC (100%; Sole Member)
 NEP Renewables IV, LLC (100%; Class A Member)
 Alta Wind Portfolio, LLC (100%; Sole Member)
 Tusk Wind Holdings, LLC (100%; Sole Member)
 Alta Wind VIII, LLC (100%; Sole Member)
 Dogwood Wind Holdings, LLC (100%; Sole Member)
 Dogwood Wind, LLC (100%; Class A Tax Equity Member)
 Oliver Wind III, LLC (100%; Sole Member)
 Osborn Wind Energy, LLC (100%; Sole Member)
 Elk City Sholes Holdings, LLC (100%; Class B Member)
 Elk City II Wind Funding, LLC (100%; Sole Member)
 Southwest Wind, LLC (100%; Class A Tax Equity Member)
 Elk City Renewables II, LLC (100%; Sole Member)
 Sholes Wind Funding, LLC (100%; Sole Member)
 Sholes Wind Class A Holdings, LLC (100%; Sole Member)
 Sholes Wind, LLC (100%; Class A Member)
 Emerald Breeze Holdings, LLC (100%; Class A Member)
 Emerald Breeze Class A Holdings, LLC (100%; Sole Member)
 Emerald Breeze, LLC (100%; Class A Member)
 Appaloosa Run Wind, LLC (100%; Sole Member)
 Great Prairie Wind, LLC (100%; Sole Member)
 Yellow Pine Solar, LLC (100%; Sole Member)
 Yellow Pine Solar Interconnect, LLC (50%;
 Managing Member)
 Golden West Wind Holdings, LLC (100%; Sole Member)
 Golden West Power Partners, LLC (100%; Class A Tax

Equity Member)
Nokota Wind Holdings, LLC (100%; Sole Member)
Nokota Wind, LLC (100%; Class A Tax Equity Member)
Brady Wind II, LLC (100%; Sole Member)
Brady Interconnection, LLC (50%; Member)
Brady Wind, LLC (100%; Sole Member)
Brady Interconnection, LLC (50%; Managing Member)
Sac County Wind Holdings, LLC (100%; Class B Member)
Sac County Wind Class A Holdings, LLC (100%; Class A Member)
Sac County Wind, LLC (100%; Class A Member)
NEP Renewables IV, LLC (31.2%; Class B Member)
Alta Wind Portfolio, LLC (100%; Sole Member)
Tusk Wind Holdings, LLC (100%; Sole Member)
Alta Wind VIII, LLC (100%; Sole Member)
Dogwood Wind Holdings, LLC (100%; Sole Member)
Dogwood Wind, LLC (100%; Class A Tax Equity Member)
Oliver Wind III, LLC (100%; Sole Member)
Osborn Wind Energy, LLC (100%; Sole Member)
Elk City Sholes Holdings, LLC (100%; Class B Member)
Elk City II Wind Funding, LLC (100%; Sole Member)
Southwest Wind, LLC (100%; Class A Tax Equity Member)
Elk City Renewables II, LLC (100%; Sole Member)
Sholes Wind Funding, LLC (100%; Sole Member)
Sholes Wind Class A Holdings, LLC (100%; Sole Member)
Sholes Wind, LLC (100%; Class A Member)
Emerald Breeze Holdings, LLC (100%; Class A Member)
Emerald Breeze Class A Holdings, LLC (100%; Sole Member)
Emerald Breeze, LLC (100%; Class A Member)
Appaloosa Run Wind, LLC (100%; Sole Member)
Great Prairie Wind, LLC (100%; Sole Member)
Yellow Pine Solar, LLC (100%; Sole Member)
Yellow Pine Solar Interconnect, LLC (50%; Managing Member)
Golden West Wind Holdings, LLC (100%; Sole Member)
Golden West Power Partners, LLC (100%; Class A Tax Equity Member)
Nokota Wind Holdings, LLC (100%; Sole Member)
Nokota Wind, LLC (100%; Class A Tax Equity Member)
Brady Wind II, LLC (100%; Sole Member)
Brady Interconnection, LLC (50%; Member)
Brady Wind, LLC (100%; Sole Member)
Brady Interconnection, LLC (50%; Managing Member)
Sac County Wind Holdings, LLC (100%; Class B Member)
Sac County Wind Class A Holdings, LLC (100%; Class A Member)
Sac County Wind, LLC (100%; Class A Member)
NEP Renewables Holdings, LLC (100%; Sole Member)
NEP Renewables, LLC (100%; Sole Member)
Breckinridge Wind Class A Holdings, LLC (100%; Sole Member)
Breckinridge Wind Project, LLC (100%; Class A Tax Equity Member)
Carousel Wind Holdings, LLC (100%; Sole Member)
Carousel Wind Farm, LLC (100%; Class A Tax Equity Member)

Monarch Wind Holdings, LLC (100%; Sole Member)
Monarch Wind, LLC (100%; Class A Tax Equity Member)
Javelina Wind Holdings II, LLC (100%; Sole Member)
Javelina Wind Energy II, LLC (100%; Sole Member)
Javelina Interconnection, LLC (45%; Member)
Rush Springs Wind Energy, LLC (100%; Sole Member)
Mountain View Solar Holdings, LLC (100%; Sole Member)
Mountain View Solar, LLC (100%; Sole Member)
Pacific Plains Wind Class A Holdings, LLC (100%; Sole Member)
Pacific Plains Wind, LLC (100%; Class A Tax Equity Member)
Cottonwood Wind Project Holdings, LLC (100%; Sole Member)
Cottonwood Wind Project, LLC (100%; Sole Member)
Golden Hills North Wind, LLC (100%; Sole Member)
Golden Hills Interconnection, LLC (32.4%; Member)
NextEra Energy Bluff Point, LLC (100%; Sole Member)
NextEra Desert Sunlight Holdings, LLC (99.8%; Member)
Desert Sunlight Investment Holdings, LLC (50%; Managing Member)
Desert Sunlight Holdings, LLC (100%; Sole Member)
Desert Sunlight 250, LLC (100%; Sole Member)
Desert Sunlight 300, LLC (100%; Sole Member)
Nutmeg Solar Holdings, LLC (33.3%; Member)
Nutmeg Solar, LLC (100%; Sole Member)
Palomino Wind Holdings, LLC (100%; Sole Member)
Palomino Wind, LLC (100%; Class A Tax Equity Member)
Kingman Wind Energy I, LLC (100%; Sole Member)
Kingman Wind Energy II, LLC (100%; Sole Member)
Prairie View Wind Holdings, LLC (100%; Sole Member)
Ninnescah Wind Energy LLC (100%; Sole Member)
Sac County Wind Holdings, LLC (100%; Class A Member)
Sac County Wind Class A Holdings, LLC (100%; Class A Member)
Sac County Wind, LLC (100%; Class A Member)
Seiling Wind Investments, LLC (100%; Sole Member)
Seiling Wind Holdings, LLC (100%; Sole Member)
Seiling Wind Portfolio, LLC (100%; Class A Tax Equity Member)
Seiling Wind II, LLC (100%; Sole Member)
Seiling Wind Interconnection Services, LLC (33%; Member)
Seiling Wind, LLC (100%; Sole Member)
Seiling Wind Interconnection Services, LLC (67%; Managing Member)
Shaw Creek Solar Holdings, LLC (33.3%; Member)
Shaw Creek Solar, LLC (100%; Sole Member)
Solar Holdings Portfolio 12, LLC (100%; Class C Member)
DG Portfolio 2019 Holdings, LLC (100%; Sole Member)
DG Portfolio 2019, LLC (100%; Sole Member)
DG Amaze, LLC (100%; Sole Member)
DG California Solar, LLC (100%; Sole Member)
DG Colorado Solar, LLC (100%; Sole Member)
DG LF Solar, LLC (100%; Sole Member)
DG Minnesota CSG 1, LLC (100%; Sole Member)
DG Minnesota CSG, LLC (100%; Sole Member)
DG New Jersey Solar, LLC (100%; Sole Member)
DG New York Solar, LLC (100%; Sole Member)

DG Northeast Solar, LLC (100%; Sole Member)
 DG SUNY Solar 1, LLC (100%; Sole Member)
 DG Southwest Solar Portfolio 2019, LLC (100%; Sole Member)
 HL Solar LLC (100%; Sole Member)
 DG Waipio, LLC (100%)
 Pacific Energy Solutions LLC (100%; Sole Member)
 W2 Solar Holdings, LLC (100%; Sole Member)
 Sierra Solar Funding, LLC (100%; Sole Member)
 Sierra Solar Holdings, LLC (100%; Sole Member)
 Westside Solar, LLC (100%; Sole Member)
 Whitney Point Solar, LLC (100%; Sole Member)
 Southwest Solar Holdings, LLC (100%; Member)
 Hatch Solar Energy Center I LLC (100%; Sole Member)
 Sunlight Renewables Holdings, LLC (100%; Class A Member)
 Sunlight Renewables Class A Holdings, LLC (100%; Sole Member)
 Sunlight Renewables, LLC (100%; Class A Member)
 Sunlight Storage, LLC (100%; Sole Member)
 Windstar Portfolio, LLC (100%; Sole Member)
 Tusk Wind Holdings II, LLC (100%)
 Windstar Energy, LLC (100%; Sole Member)
 NextEra Energy Partners Constructors, LLC (100%; Sole Member)
 NextEra Energy Partners Solar Acquisitions, LLC (100%; Sole Member)
 Adelanto CA II, LLC (100%; Sole Member)
 Adelanto Solar Funding, LLC (50.01%; Member)
 Adelanto Solar Holdings, LLC (100%; Sole Member)
 Adelanto Solar II, LLC (100%; Sole Member)
 Adelanto Solar, LLC (100%; Sole Member)
 McCoy CA II, LLC (100%; Sole Member)
 McCoy Solar Holdings, LLC (50.01%; Member)
 McCoy Solar Funding, LLC (100%; Sole Member)
 McCoy Solar, LLC (100%; Sole Member)
 NextEra Desert Center Blythe, LLC (50%; Member)
 NextEra Energy Partners Ventures, LLC (100%; Sole Member)
 NEP DC Holdings, LLC (100%; Sole Member)
 Dos Caminos, LLC (50%; Member)
 NET Holdings Management, LLC (100%; Sole Member)
 NextEra Energy Partners Pipelines Holdings, LLC (100%; Sole Member)
 NextEra Energy Partners Pipelines, LLC (100%; Managing Member)
 Meade Pipeline Investment Holdings, LLC (100%; Sole Member)
 Meade Pipeline Investment, LLC (100%; Sole Member)
 Meade Pipeline Co LLC (75%; Managing Member)
 Redwood Meade Pipeline, LLC (100%; Sole Member)
 Redwood Midstream, LLC (90%; Managing Member)
 Redwood Meade Midstream MPC, LLC (100%; Sole Member)
 Meade Pipeline Co LLC (15%; Member)
 River Road Interests LLC (100%; Sole Member)
 Meade Pipeline Co LLC (10%; Member)
 Redwood Midstream, LLC (10%; Member)
 Redwood Meade Midstream MPC, LLC (100%; Sole Member)
 Meade Pipeline Co LLC (15%; Member)

River Road Interests LLC (100%; Sole Member)
 Meade Pipeline Co LLC (10%; Member)
 South Texas Midstream Holdings, LLC (100%; Sole Member)
 South Texas Midstream, LLC (100%; Class A Member)
 NET Midstream, LLC (100%; Sole Member)
 NET General Partners, LLC (100%; Sole Member)
 Eagle Ford Midstream, LP (0.1%; General Partner)
 LaSalle Pipeline, LP (0.1%; General Partner)
 Mission Natural Gas Company, LP (0.1%; General Partner)
 Mission Valley Pipeline Company, LP (0.1%; General Partner)
 NET Mexico Pipeline, LP (0.1%; General Partner)
 NET Mexico Pipeline Partners, LLC (90%; Member)
 Red Gate Pipeline, LP (0.1%; General Partner)
 South Shore Pipeline L.P. (0.1%; General Partner)
 NET Pipeline Holdings LLC (100%; Sole Member)
 Eagle Ford Midstream, LP (99.9%; Limited Partner)
 LaSalle Pipeline, LP (99.9%; Limited Partner)
 Mission Natural Gas Company, LP (99.9%; Limited Partner)
 Mission Valley Pipeline Company, LP (99.9%; Limited Partner)
 NET Mexico Pipeline, LP (99.9%; Limited Partner)
 NET Mexico Pipeline Partners, LLC (90%; Member)
 Red Gate Pipeline, LP (99.9%; Limited Partner)
 South Shore Pipeline L.P. (99.9%; Limited Partner)
 Northern Colorado Wind Energy, LLC (100%; Sole Member)
 Palo Duro Wind Portfolio, LLC (100%; Sole Member)
 Palo Duro Wind Project Holdings, LLC (100%; Sole Member)
 Palo Duro Wind Energy, LLC (100%; Class A Tax Equity Member)
 Palo Duro Wind Interconnection Services, LLC (88%; Managing Member)
 Shafter Solar Portfolio, LLC (100%; Sole Member)
 Shafter Solar Holdings, LLC (100%; Sole Member)
 Shafter Solar, LLC (100%; Sole Member)
 Tusk Wind Holdings III, LLC (100%; Sole Member)
 Granite Reliable Power, LLC (100%; Sole Member)
 NextEra Energy Operating Partners, LP (46.242%; Limited Partner)
 NextEra Energy US Partners Holdings, LLC (100%; Sole Member)
 GR Bage (NEP), LLC (100%; Sole Member)
 Genesis Purchaser Holdings, LLC (100%; Sole Member)
 Genesis Purchaser, LLC (100%; Sole Member)
 Genesis Solar Funding Holdings, LLC (100%; Sole Member)
 Genesis Solar Funding, LLC (100%; Sole Member)
 Genesis Solar Holdings, LLC (100%; Class A Tax Equity Member)
 Elk City Wind, LLC (100%; Sole Member)
 Genesis Solar, LLC (100%; Sole Member)
 NextEra Desert Center Blythe, LLC (50%; Member)
 Golden Plains Class A Holdings, LLC (100%; Sole Member)
 Golden Plains, LLC (100%; Class A Member)
 Baldwin Wind Energy, LLC (100%; Sole Member)
 Northern Colorado Wind Energy Center II, LLC (100%; Sole Member)
 Northern Colorado Interconnect, LLC (12.9%; Member)

Northern Colorado Wind Energy Center, LLC (100%; Sole Member)
 Northern Colorado Interconnect, LLC (87.1%; Managing Member)
 Wilmot Energy Center, LLC (100%; Sole Member)
Pine Brooke Class A Holdings, LLC (40%; Member)
 Pine Brooke, LLC (100%; Class A Tax Equity Member)
 Blue Summit III Wind, LLC (100%; Sole Member)
 Blue Summit Interconnection, LLC (25%; Member)
 Harmony Florida Solar, LLC (100%; Sole Member)
 Ponderosa Wind, LLC (100%; Sole Member)
 Saint Solar, LLC (100%; Sole Member)
 Sanford Airport Solar, LLC (100%; Sole Member)
 Soldier Creek Wind, LLC (100%; Sole Member)
 Taylor Creek Solar, LLC (100%; Sole Member)
NextEra Energy Partners Acquisitions, LLC (100%; Sole Member)
 Baldwin Wind, LLC (100%; Sole Member)
 Bayhawk Wind Portfolio, LLC (100%; Sole Member)
 Bayhawk Wind Holdings, LLC (100%; Sole Member)
 Bayhawk Wind, LLC (100%; Class A Member)
 Cedar Bluff Wind, LLC (100%; Sole Member)
 Golden Hills Wind, LLC (100%; Sole Member)
 Golden Hills Interconnection, LLC (67.6%; Managing Member)
 Coram Portfolio II, LLC (100%; Sole Member)
 Tusk Wind Holdings V, LLC (100%; Sole Member)
 RET Coram Tehachapi Wind GP, LLC (100%; Sole Member)
 Coram California Development, L.P. (0.01%; General Partner)
 RET Tehachapi Wind Development, LLC (100%; Sole Member)
 Coram California Development, L.P. (99.99%; Limited Partner)
 Coram Portfolio, LLC (100%; Sole Member)
 Tusk Wind Holdings IV, LLC (100%; Sole Member)
 Coram Energy LLC (100%; Sole Member)
 Coram Tehachapi, LLC (100%; Sole Member)
 HW CA Holdings, LLC (100%; Member)
 High Winds, LLC (100%; Sole Member)
 Javelina Wind Funding, LLC (100%; Sole Member)
 Javelina Wind Energy Holdings, LLC (100%; Class A Tax Equity Member)
 Javelina Wind Energy, LLC (100%; Sole Member)
 Javelina Interconnection, LLC (55%; Managing Member)
 Mammoth Plains Wind Project Holdings, LLC (100%; Sole Member)
 Mammoth Plains Wind Project, LLC (100%; Class A Member)
 Meadowlark Wind, LLC (100%; Sole Member)
 NEP Renewables Holdings II, LLC (100%; Sole Member)
 NEP Renewables II, LLC (100%; Managing Member)
 Ashtabula Wind II, LLC (100%; Sole Member)
 Ashtabula Wind III, LLC (100%; Sole Member)
 FPL Energy Vansycle L.L.C. (100%; Sole Member)
 Garden Wind, LLC (100%; Sole Member)
 Perrin Ranch Wind, LLC (100%; Sole Member)
 Rosmar Portfolio, LLC (100%; Sole Member)
 Rosmar Holdings, LLC (100%; Member)
 Marshall Solar, LLC (100%; Sole Member)
 Roswell Solar, LLC (100%; Sole Member)
 Roswell Solar Holdings, LLC (100%; Sole Member)

SSSS Holdings, LLC (100%; Sole Member)
 Silver State South Solar, LLC (49.99%; Managing Member)
 Silver State Solar Power South, LLC (100%; Sole Member)
 Tuscola Bay Wind, LLC (100%; Sole Member)
 White Oak Energy Holdings, LLC (100%; Sole Member)
 White Oak Energy LLC (100%; Sole Member)
 NEP Renewables Holdings III, LLC (100%; Sole Member)
 NEP Renewables III, LLC (50%; Class B Member)
 Star Moon Holdings, LLC (100%; Class A Member)
 Moonlight Bay Class A Holdings, LLC (100%; Sole Member)
 Moonlight Bay Renewables, LLC (100%; Class A Member)
 Dodge Flat Solar, LLC (100%; Sole Member)
 Elora Solar, LLC (100%; Sole Member)
 Fish Springs Ranch Solar, LLC (100%; Sole Member)
 Little Blue Wind Project, LLC (100%; Sole Member)
 Minco Wind Energy III, LLC (100%; Sole Member)
 Minco IV & V Interconnection, LLC (27.04%;
 Managing Member)
 White Mesa Wind, LLC (100%; Sole Member)
 Stargrass Class A Holdings, LLC (100%; Sole Member)
 Stargrass, LLC (100%; Class A Member)
 Borderlands Wind, LLC (100%; Sole Member)
 Borderlands Wind Holdings, LLC (100%; Sole Member)
 Cool Springs Solar, LLC (100%; Sole Member)
 Ensign Wind Energy, LLC (100%; Sole Member)
 Hubbard Wind, LLC (100%; Sole Member)
 Irish Creek Wind, LLC (100%; Sole Member)
 Quinebaug Solar, LLC (100%; Sole Member)
 Quitman II Solar, LLC (100%; Sole Member)
 NEP Renewables III, LLC (100%; Class A Member)
 Star Moon Holdings, LLC (100%; Class A Member)
 Moonlight Bay Class A Holdings, LLC (100%; Sole Member)
 Moonlight Bay Renewables, LLC (100%; Class A Member)
 Dodge Flat Solar, LLC (100%; Sole Member)
 Elora Solar, LLC (100%; Sole Member)
 Fish Springs Ranch Solar, LLC (100%; Sole Member)
 Little Blue Wind Project, LLC (100%; Sole Member)
 Minco Wind Energy III, LLC (100%; Sole Member)
 Minco IV & V Interconnection, LLC (27.04%;
 Managing Member)
 White Mesa Wind, LLC (100%; Sole Member)
 Stargrass Class A Holdings, LLC (100%; Sole Member)
 Stargrass, LLC (100%; Class A Member)
 Borderlands Wind, LLC (100%; Sole Member)
 Borderlands Wind Holdings, LLC (100%; Sole Member)
 Cool Springs Solar, LLC (100%; Sole Member)
 Ensign Wind Energy, LLC (100%; Sole Member)
 Hubbard Wind, LLC (100%; Sole Member)
 Irish Creek Wind, LLC (100%; Sole Member)
 Quinebaug Solar, LLC (100%; Sole Member)
 Quitman II Solar, LLC (100%; Sole Member)
 NEP Renewables Holdings IV, LLC (100%; Sole Member)
 NEP Renewables IV, LLC (100%; Class A Member)
 Alta Wind Portfolio, LLC (100%; Sole Member)
 Tusk Wind Holdings, LLC (100%; Sole Member)
 Alta Wind VIII, LLC (100%; Sole Member)
 Dogwood Wind Holdings, LLC (100%; Sole Member)

Dogwood Wind, LLC (100%; Class A Tax Equity Member)
 Oliver Wind III, LLC (100%; Sole Member)
 Osborn Wind Energy, LLC (100%; Sole Member)
 Elk City Sholes Holdings, LLC (100%; Class B Member)
 Elk City II Wind Funding, LLC (100%; Sole Member)
 Southwest Wind, LLC (100%; Class A Tax Equity Member)
 Elk City Renewables II, LLC (100%; Sole Member)
 Sholes Wind Funding, LLC (100%; Sole Member)
 Sholes Wind Class A Holdings, LLC (100%; Sole Member)
 Sholes Wind, LLC (100%; Class A Member)
 Emerald Breeze Holdings, LLC (100%; Class A Member)
 Emerald Breeze Class A Holdings, LLC (100%; Sole Member)
 Emerald Breeze, LLC (100%; Class A Member)
 Appaloosa Run Wind, LLC (100%; Sole Member)
 Great Prairie Wind, LLC (100%; Sole Member)
 Yellow Pine Solar, LLC (100%; Sole Member)
 Yellow Pine Solar Interconnect, LLC (50%; Managing Member)
 Golden West Wind Holdings, LLC (100%; Sole Member)
 Golden West Power Partners, LLC (100%; Class A Tax Equity Member)
 Nokota Wind Holdings, LLC (100%; Sole Member)
 Nokota Wind, LLC (100%; Class A Tax Equity Member)
 Brady Wind II, LLC (100%; Sole Member)
 Brady Interconnection, LLC (50%; Member)
 Brady Wind, LLC (100%; Sole Member)
 Brady Interconnection, LLC (50%; Managing Member)
 Sac County Wind Holdings, LLC (100%; Class B Member)
 Sac County Wind Class A Holdings, LLC (100%; Class A Member)
 Sac County Wind, LLC (100%; Class A Member)
 NEP Renewables IV, LLC (31.2%; Class B Member)
 Alta Wind Portfolio, LLC (100%; Sole Member)
 Tusk Wind Holdings, LLC (100%; Sole Member)
 Alta Wind VIII, LLC (100%; Sole Member)
 Dogwood Wind Holdings, LLC (100%; Sole Member)
 Dogwood Wind, LLC (100%; Class A Tax Equity Member)
 Oliver Wind III, LLC (100%; Sole Member)
 Osborn Wind Energy, LLC (100%; Sole Member)
 Elk City Sholes Holdings, LLC (100%; Class B Member)
 Elk City II Wind Funding, LLC (100%; Sole Member)
 Southwest Wind, LLC (100%; Class A Tax Equity Member)
 Elk City Renewables II, LLC (100%; Sole Member)
 Sholes Wind Funding, LLC (100%; Sole Member)
 Sholes Wind Class A Holdings, LLC (100%; Sole Member)
 Sholes Wind, LLC (100%; Class A Member)
 Emerald Breeze Holdings, LLC (100%; Class A Member)
 Emerald Breeze Class A Holdings, LLC (100%; Sole Member)
 Emerald Breeze, LLC (100%; Class A Member)
 Appaloosa Run Wind, LLC (100%; Sole Member)
 Great Prairie Wind, LLC (100%; Sole Member)
 Yellow Pine Solar, LLC (100%; Sole Member)
 Yellow Pine Solar Interconnect, LLC (50%; Managing Member)
 Golden West Wind Holdings, LLC (100%; Sole Member)
 Golden West Power Partners, LLC (100%; Class A Tax

Equity Member)
Nokota Wind Holdings, LLC (100%; Sole Member)
Nokota Wind, LLC (100%; Class A Tax Equity Member)
Brady Wind II, LLC (100%; Sole Member)
Brady Interconnection, LLC (50%; Member)
Brady Wind, LLC (100%; Sole Member)
Brady Interconnection, LLC (50%; Managing Member)
Sac County Wind Holdings, LLC (100%; Class B Member)
Sac County Wind Class A Holdings, LLC (100%; Class A Member)
Sac County Wind, LLC (100%; Class A Member)
NEP Renewables Holdings, LLC (100%; Sole Member)
NEP Renewables, LLC (100%; Sole Member)
Breckinridge Wind Class A Holdings, LLC (100%; Sole Member)
Breckinridge Wind Project, LLC (100%; Class A Tax Equity Member)
Carousel Wind Holdings, LLC (100%; Sole Member)
Carousel Wind Farm, LLC (100%; Class A Tax Equity Member)
Monarch Wind Holdings, LLC (100%; Sole Member)
Monarch Wind, LLC (100%; Class A Tax Equity Member)
Javelina Wind Holdings II, LLC (100%; Sole Member)
Javelina Wind Energy II, LLC (100%; Sole Member)
Javelina Interconnection, LLC (45%; Member)
Rush Springs Wind Energy, LLC (100%; Sole Member)
Mountain View Solar Holdings, LLC (100%; Sole Member)
Mountain View Solar, LLC (100%; Sole Member)
Pacific Plains Wind Class A Holdings, LLC (100%; Sole Member)
Pacific Plains Wind, LLC (100%; Class A Tax Equity Member)
Cottonwood Wind Project Holdings, LLC (100%; Sole Member)
Cottonwood Wind Project, LLC (100%; Sole Member)
Golden Hills North Wind, LLC (100%; Sole Member)
Golden Hills Interconnection, LLC (32.4%; Member)
NextEra Energy Bluff Point, LLC (100%; Sole Member)
NextEra Desert Sunlight Holdings, LLC (99.8%; Member)
Desert Sunlight Investment Holdings, LLC (50%; Managing Member)
Desert Sunlight Holdings, LLC (100%; Sole Member)
Desert Sunlight 250, LLC (100%; Sole Member)
Desert Sunlight 300, LLC (100%; Sole Member)
Nutmeg Solar Holdings, LLC (33.3%; Member)
Nutmeg Solar, LLC (100%; Sole Member)
Palomino Wind Holdings, LLC (100%; Sole Member)
Palomino Wind, LLC (100%; Class A Tax Equity Member)
Kingman Wind Energy I, LLC (100%; Sole Member)
Kingman Wind Energy II, LLC (100%; Sole Member)
Prairie View Wind Holdings, LLC (100%; Sole Member)
Ninnescah Wind Energy LLC (100%; Sole Member)
Sac County Wind Holdings, LLC (100%; Class A Member)
Sac County Wind Class A Holdings, LLC (100%; Class A Member)
Sac County Wind, LLC (100%; Class A Member)
Seiling Wind Investments, LLC (100%; Sole Member)
Seiling Wind Holdings, LLC (100%; Sole Member)
Seiling Wind Portfolio, LLC (100%; Class A Tax Equity

Member)

- Seiling Wind II, LLC** (100%; Sole Member)
- Seiling Wind Interconnection Services, LLC** (33%; Member)
- Seiling Wind, LLC** (100%; Sole Member)
- Seiling Wind Interconnection Services, LLC** (67%; Managing Member)
- Shaw Creek Solar Holdings, LLC** (33.3%; Member)
- Shaw Creek Solar, LLC** (100%; Sole Member)
- Solar Holdings Portfolio 12, LLC** (100%; Class C Member)
- DG Portfolio 2019 Holdings, LLC** (100%; Sole Member)
- DG Portfolio 2019, LLC** (100%; Sole Member)
- DG Amaze, LLC** (100%; Sole Member)
- DG California Solar, LLC** (100%; Sole Member)
- DG Colorado Solar, LLC** (100%; Sole Member)
- DG LF Solar, LLC** (100%; Sole Member)
- DG Minnesota CSG 1, LLC** (100%; Sole Member)
- DG Minnesota CSG, LLC** (100%; Sole Member)
- DG New Jersey Solar, LLC** (100%; Sole Member)
- DG New York Solar, LLC** (100%; Sole Member)
- DG Northeast Solar, LLC** (100%; Sole Member)
- DG SUNY Solar 1, LLC** (100%; Sole Member)
- DG Southwest Solar Portfolio 2019, LLC** (100%; Sole Member)
- HL Solar LLC** (100%; Sole Member)
- DG Waipio, LLC** (100%)
- Pacific Energy Solutions LLC** (100%; Sole Member)
- W2 Solar Holdings, LLC** (100%; Sole Member)
- Sierra Solar Funding, LLC** (100%; Sole Member)
- Sierra Solar Holdings, LLC** (100%; Sole Member)
- Westside Solar, LLC** (100%; Sole Member)
- Whitney Point Solar, LLC** (100%; Sole Member)
- Southwest Solar Holdings, LLC** (100%; Member)
- Hatch Solar Energy Center I LLC** (100%; Sole Member)
- Sunlight Renewables Holdings, LLC** (100%; Class A Member)
- Sunlight Renewables Class A Holdings, LLC** (100%; Sole Member)
- Sunlight Renewables, LLC** (100%; Class A Member)
- Sunlight Storage, LLC** (100%; Sole Member)
- Windstar Portfolio, LLC** (100%; Sole Member)
- Tusk Wind Holdings II, LLC** (100%)
- Windstar Energy, LLC** (100%; Sole Member)
- NextEra Energy Partners Constructors, LLC** (100%; Sole Member)
- NextEra Energy Partners Solar Acquisitions, LLC** (100%; Sole Member)
- Adelanto CA II, LLC** (100%; Sole Member)
- Adelanto Solar Funding, LLC** (50.01%; Member)
- Adelanto Solar Holdings, LLC** (100%; Sole Member)
- Adelanto Solar II, LLC** (100%; Sole Member)
- Adelanto Solar, LLC** (100%; Sole Member)
- McCoy CA II, LLC** (100%; Sole Member)
- McCoy Solar Holdings, LLC** (50.01%; Member)
- McCoy Solar Funding, LLC** (100%; Sole Member)
- McCoy Solar, LLC** (100%; Sole Member)
- NextEra Desert Center Blythe, LLC** (50%; Member)
- NextEra Energy Partners Ventures, LLC** (100%; Sole Member)
- NEP DC Holdings, LLC** (100%; Sole Member)
- Dos Caminos, LLC** (50%; Member)

NET Holdings Management, LLC (100%; Sole Member)
NextEra Energy Partners Pipelines Holdings, LLC (100%; Sole Member)
NextEra Energy Partners Pipelines, LLC (100%; Managing Member)
Meade Pipeline Investment Holdings, LLC (100%; Sole Member)
Meade Pipeline Investment, LLC (100%; Sole Member)
Meade Pipeline Co LLC (75%; Managing Member)
Redwood Meade Pipeline, LLC (100%; Sole Member)
Redwood Midstream, LLC (90%; Managing Member)
Redwood Meade Midstream MPC, LLC (100%; Sole Member)
Meade Pipeline Co LLC (15%; Member)
River Road Interests LLC (100%; Sole Member)
Meade Pipeline Co LLC (10%; Member)
Redwood Midstream, LLC (10%; Member)
Redwood Meade Midstream MPC, LLC (100%; Sole Member)
Meade Pipeline Co LLC (15%; Member)
River Road Interests LLC (100%; Sole Member)
Meade Pipeline Co LLC (10%; Member)
South Texas Midstream Holdings, LLC (100%; Sole Member)
South Texas Midstream, LLC (100%; Class A Member)
NET Midstream, LLC (100%; Sole Member)
NET General Partners, LLC (100%; Sole Member)
Eagle Ford Midstream, LP (0.1%; General Partner)
LaSalle Pipeline, LP (0.1%; General Partner)
Mission Natural Gas Company, LP (0.1%; General Partner)
Mission Valley Pipeline Company, LP (0.1%; General Partner)
NET Mexico Pipeline, LP (0.1%; General Partner)
NET Mexico Pipeline Partners, LLC (90%; Member)
Red Gate Pipeline, LP (0.1%; General Partner)
South Shore Pipeline L.P. (0.1%; General Partner)
NET Pipeline Holdings LLC (100%; Sole Member)
Eagle Ford Midstream, LP (99.9%; Limited Partner)
LaSalle Pipeline, LP (99.9%; Limited Partner)
Mission Natural Gas Company, LP (99.9%; Limited Partner)
Mission Valley Pipeline Company, LP (99.9%; Limited Partner)
NET Mexico Pipeline, LP (99.9%; Limited Partner)
NET Mexico Pipeline Partners, LLC (90%; Member)
Red Gate Pipeline, LP (99.9%; Limited Partner)
South Shore Pipeline L.P. (99.9%; Limited Partner)
Northern Colorado Wind Energy, LLC (100%; Sole Member)
Palo Duro Wind Portfolio, LLC (100%; Sole Member)
Palo Duro Wind Project Holdings, LLC (100%; Sole Member)
Palo Duro Wind Energy, LLC (100%; Class A Tax Equity Member)
Palo Duro Wind Interconnection Services, LLC (88%; Managing Member)
Shafter Solar Portfolio, LLC (100%; Sole Member)
Shafter Solar Holdings, LLC (100%; Sole Member)
Shafter Solar, LLC (100%; Sole Member)
Tusk Wind Holdings III, LLC (100%; Sole Member)
Granite Reliable Power, LLC (100%; Sole Member)
NextEra Energy Management Partners, LP (100%; Limited Partner)

NextEra Energy Partners GP, Inc. (100%; Shareholder)
NextEra Energy Partners, LP (100%; General Partner)
NextEra Energy Operating Partners GP, LLC (100%; Sole Member)
NextEra Energy Operating Partners, LP (100%; General Partner)
NextEra Energy US Partners Holdings, LLC (100%; Sole Member)
GR Bage (NEP), LLC (100%; Sole Member)
Genesis Purchaser Holdings, LLC (100%; Sole Member)
Genesis Purchaser, LLC (100%; Sole Member)
Genesis Solar Funding Holdings, LLC (100%; Sole Member)
Genesis Solar Funding, LLC (100%; Sole Member)
Genesis Solar Holdings, LLC (100%; Class A Tax Equity Member)
Elk City Wind, LLC (100%; Sole Member)
Genesis Solar, LLC (100%; Sole Member)
NextEra Desert Center Blythe, LLC (50%; Member)
Golden Plains Class A Holdings, LLC (100%; Sole Member)
Golden Plains, LLC (100%; Class A Member)
Baldwin Wind Energy, LLC (100%; Sole Member)
Northern Colorado Wind Energy Center II, LLC (100%; Sole Member)
Northern Colorado Interconnect, LLC (12.9%; Member)
Northern Colorado Wind Energy Center, LLC (100%; Sole Member)
Northern Colorado Interconnect, LLC (87.1%; Managing Member)
Wilmot Energy Center, LLC (100%; Sole Member)
Pine Brooke Class A Holdings, LLC (40%; Member)
Pine Brooke, LLC (100%; Class A Tax Equity Member)
Blue Summit III Wind, LLC (100%; Sole Member)
Blue Summit Interconnection, LLC (25%; Member)
Harmony Florida Solar, LLC (100%; Sole Member)
Ponderosa Wind, LLC (100%; Sole Member)
Saint Solar, LLC (100%; Sole Member)
Sanford Airport Solar, LLC (100%; Sole Member)
Soldier Creek Wind, LLC (100%; Sole Member)
Taylor Creek Solar, LLC (100%; Sole Member)
NextEra Energy Partners Acquisitions, LLC (100%; Sole Member)
Baldwin Wind, LLC (100%; Sole Member)
Bayhawk Wind Portfolio, LLC (100%; Sole Member)
Bayhawk Wind Holdings, LLC (100%; Sole Member)
Bayhawk Wind, LLC (100%; Class A Member)
Cedar Bluff Wind, LLC (100%; Sole Member)
Golden Hills Wind, LLC (100%; Sole Member)
Golden Hills Interconnection, LLC (67.6%; Managing Member)
Coram Portfolio II, LLC (100%; Sole Member)
Tusk Wind Holdings V, LLC (100%; Sole Member)
RET Coram Tehachapi Wind GP, LLC (100%; Sole Member)
Coram California Development, L.P. (0.01%; General Partner)
RET Tehachapi Wind Development, LLC (100%; Sole Member)
Coram California Development, L.P. (99.99%; Limited Partner)
Coram Portfolio, LLC (100%; Sole Member)
Tusk Wind Holdings IV, LLC (100%; Sole Member)
Coram Energy LLC (100%; Sole Member)
Coram Tehachapi, LLC (100%; Sole Member)

HW CA Holdings, LLC (100%; Member)
 High Winds, LLC (100%; Sole Member)
Javelina Wind Funding, LLC (100%; Sole Member)
 Javelina Wind Energy Holdings, LLC (100%; Class A Tax Equity Member)
 Javelina Wind Energy, LLC (100%; Sole Member)
 Javelina Interconnection, LLC (55%; Managing Member)
Mammoth Plains Wind Project Holdings, LLC (100%; Sole Member)
 Mammoth Plains Wind Project, LLC (100%; Class A Member)
Meadowlark Wind, LLC (100%; Sole Member)
NEP Renewables Holdings II, LLC (100%; Sole Member)
 NEP Renewables II, LLC (100%; Managing Member)
 Ashtabula Wind II, LLC (100%; Sole Member)
 Ashtabula Wind III, LLC (100%; Sole Member)
 FPL Energy Vansycle L.L.C. (100%; Sole Member)
 Garden Wind, LLC (100%; Sole Member)
 Perrin Ranch Wind, LLC (100%; Sole Member)
 Rosmar Portfolio, LLC (100%; Sole Member)
 Rosmar Holdings, LLC (100%; Member)
 Marshall Solar, LLC (100%; Sole Member)
 Roswell Solar, LLC (100%; Sole Member)
 Roswell Solar Holdings, LLC (100%; Sole Member)
 SSSS Holdings, LLC (100%; Sole Member)
 Silver State South Solar, LLC (49.99%; Managing Member)
 Silver State Solar Power South, LLC (100%; Sole Member)
 Tuscola Bay Wind, LLC (100%; Sole Member)
 White Oak Energy Holdings, LLC (100%; Sole Member)
 White Oak Energy LLC (100%; Sole Member)
NEP Renewables Holdings III, LLC (100%; Sole Member)
 NEP Renewables III, LLC (50%; Class B Member)
 Star Moon Holdings, LLC (100%; Class A Member)
 Moonlight Bay Class A Holdings, LLC (100%; Sole Member)
 Moonlight Bay Renewables, LLC (100%; Class A Member)
 Dodge Flat Solar, LLC (100%; Sole Member)
 Elora Solar, LLC (100%; Sole Member)
 Fish Springs Ranch Solar, LLC (100%; Sole Member)
 Little Blue Wind Project, LLC (100%; Sole Member)
 Minco Wind Energy III, LLC (100%; Sole Member)
 Minco IV & V Interconnection, LLC (27.04%; Managing Member)
 White Mesa Wind, LLC (100%; Sole Member)
 Stargrass Class A Holdings, LLC (100%; Sole Member)
 Stargrass, LLC (100%; Class A Member)
 Borderlands Wind, LLC (100%; Sole Member)
 Borderlands Wind Holdings, LLC (100%; Sole Member)
 Cool Springs Solar, LLC (100%; Sole Member)
 Ensign Wind Energy, LLC (100%; Sole Member)
 Hubbard Wind, LLC (100%; Sole Member)
 Irish Creek Wind, LLC (100%; Sole Member)
 Quinebaug Solar, LLC (100%; Sole Member)
 Quitman II Solar, LLC (100%; Sole Member)
 NEP Renewables III, LLC (100%; Class A Member)
 Star Moon Holdings, LLC (100%; Class A Member)
 Moonlight Bay Class A Holdings, LLC (100%; Sole Member)
 Moonlight Bay Renewables, LLC (100%; Class A Member)
 Dodge Flat Solar, LLC (100%; Sole Member)

Elora Solar, LLC (100%; Sole Member)
Fish Springs Ranch Solar, LLC (100%; Sole Member)
Little Blue Wind Project, LLC (100%; Sole Member)
Minco Wind Energy III, LLC (100%; Sole Member)
Minco IV & V Interconnection, LLC (27.04%;
Managing Member)
White Mesa Wind, LLC (100%; Sole Member)
Stargrass Class A Holdings, LLC (100%; Sole Member)
Stargrass, LLC (100%; Class A Member)
Borderlands Wind, LLC (100%; Sole Member)
Borderlands Wind Holdings, LLC (100%; Sole Member)
Cool Springs Solar, LLC (100%; Sole Member)
Ensign Wind Energy, LLC (100%; Sole Member)
Hubbard Wind, LLC (100%; Sole Member)
Irish Creek Wind, LLC (100%; Sole Member)
Quinebaug Solar, LLC (100%; Sole Member)
Quitman II Solar, LLC (100%; Sole Member)
NEP Renewables Holdings IV, LLC (100%; Sole Member)
NEP Renewables IV, LLC (100%; Class A Member)
Alta Wind Portfolio, LLC (100%; Sole Member)
Tusk Wind Holdings, LLC (100%; Sole Member)
Alta Wind VIII, LLC (100%; Sole Member)
Dogwood Wind Holdings, LLC (100%; Sole Member)
Dogwood Wind, LLC (100%; Class A Tax Equity Member)
Oliver Wind III, LLC (100%; Sole Member)
Osborn Wind Energy, LLC (100%; Sole Member)
Elk City Sholes Holdings, LLC (100%; Class B Member)
Elk City II Wind Funding, LLC (100%; Sole Member)
Southwest Wind, LLC (100%; Class A Tax Equity Member)
Elk City Renewables II, LLC (100%; Sole Member)
Sholes Wind Funding, LLC (100%; Sole Member)
Sholes Wind Class A Holdings, LLC (100%; Sole Member)
Sholes Wind, LLC (100%; Class A Member)
Emerald Breeze Holdings, LLC (100%; Class A Member)
Emerald Breeze Class A Holdings, LLC (100%; Sole
Member)
Emerald Breeze, LLC (100%; Class A Member)
Appaloosa Run Wind, LLC (100%; Sole Member)
Great Prairie Wind, LLC (100%; Sole Member)
Yellow Pine Solar, LLC (100%; Sole Member)
Yellow Pine Solar Interconnect, LLC (50%; Managing
Member)
Golden West Wind Holdings, LLC (100%; Sole Member)
Golden West Power Partners, LLC (100%; Class A Tax
Equity Member)
Nokota Wind Holdings, LLC (100%; Sole Member)
Nokota Wind, LLC (100%; Class A Tax Equity Member)
Brady Wind II, LLC (100%; Sole Member)
Brady Interconnection, LLC (50%; Member)
Brady Wind, LLC (100%; Sole Member)
Brady Interconnection, LLC (50%; Managing Member)
Sac County Wind Holdings, LLC (100%; Class B Member)
Sac County Wind Class A Holdings, LLC (100%; Class A
Member)
Sac County Wind, LLC (100%; Class A Member)
NEP Renewables IV, LLC (31.2%; Class B Member)
Alta Wind Portfolio, LLC (100%; Sole Member)
Tusk Wind Holdings, LLC (100%; Sole Member)

Alta Wind VIII, LLC (100%; Sole Member)
 Dogwood Wind Holdings, LLC (100%; Sole Member)
 Dogwood Wind, LLC (100%; Class A Tax Equity Member)
 Oliver Wind III, LLC (100%; Sole Member)
 Osborn Wind Energy, LLC (100%; Sole Member)
 Elk City Sholes Holdings, LLC (100%; Class B Member)
 Elk City II Wind Funding, LLC (100%; Sole Member)
 Southwest Wind, LLC (100%; Class A Tax Equity Member)
 Elk City Renewables II, LLC (100%; Sole Member)
 Sholes Wind Funding, LLC (100%; Sole Member)
 Sholes Wind Class A Holdings, LLC (100%; Sole Member)
 Sholes Wind, LLC (100%; Class A Member)
 Emerald Breeze Holdings, LLC (100%; Class A Member)
 Emerald Breeze Class A Holdings, LLC (100%; Sole Member)
 Emerald Breeze, LLC (100%; Class A Member)
 Appaloosa Run Wind, LLC (100%; Sole Member)
 Great Prairie Wind, LLC (100%; Sole Member)
 Yellow Pine Solar, LLC (100%; Sole Member)
 Yellow Pine Solar Interconnect, LLC (50%; Managing Member)
 Golden West Wind Holdings, LLC (100%; Sole Member)
 Golden West Power Partners, LLC (100%; Class A Tax Equity Member)
 Nokota Wind Holdings, LLC (100%; Sole Member)
 Nokota Wind, LLC (100%; Class A Tax Equity Member)
 Brady Wind II, LLC (100%; Sole Member)
 Brady Interconnection, LLC (50%; Member)
 Brady Wind, LLC (100%; Sole Member)
 Brady Interconnection, LLC (50%; Managing Member)
 Sac County Wind Holdings, LLC (100%; Class B Member)
 Sac County Wind Class A Holdings, LLC (100%; Class A Member)
 Sac County Wind, LLC (100%; Class A Member)
 NEP Renewables Holdings, LLC (100%; Sole Member)
 NEP Renewables, LLC (100%; Sole Member)
 Breckinridge Wind Class A Holdings, LLC (100%; Sole Member)
 Breckinridge Wind Project, LLC (100%; Class A Tax Equity Member)
 Carousel Wind Holdings, LLC (100%; Sole Member)
 Carousel Wind Farm, LLC (100%; Class A Tax Equity Member)
 Monarch Wind Holdings, LLC (100%; Sole Member)
 Monarch Wind, LLC (100%; Class A Tax Equity Member)
 Javelina Wind Holdings II, LLC (100%; Sole Member)
 Javelina Wind Energy II, LLC (100%; Sole Member)
 Javelina Interconnection, LLC (45%; Member)
 Rush Springs Wind Energy, LLC (100%; Sole Member)
 Mountain View Solar Holdings, LLC (100%; Sole Member)
 Mountain View Solar, LLC (100%; Sole Member)
 Pacific Plains Wind Class A Holdings, LLC (100%; Sole Member)
 Pacific Plains Wind, LLC (100%; Class A Tax Equity Member)
 Cottonwood Wind Project Holdings, LLC (100%; Sole Member)
 Cottonwood Wind Project, LLC (100%; Sole Member)
 Golden Hills North Wind, LLC (100%; Sole Member)

Golden Hills Interconnection, LLC (32.4%; Member)
NextEra Energy Bluff Point, LLC (100%; Sole Member)
NextEra Desert Sunlight Holdings, LLC (99.8%; Member)
Desert Sunlight Investment Holdings, LLC (50%; Managing Member)
Desert Sunlight Holdings, LLC (100%; Sole Member)
Desert Sunlight 250, LLC (100%; Sole Member)
Desert Sunlight 300, LLC (100%; Sole Member)
Nutmeg Solar Holdings, LLC (33.3%; Member)
Nutmeg Solar, LLC (100%; Sole Member)
Palomino Wind Holdings, LLC (100%; Sole Member)
Palomino Wind, LLC (100%; Class A Tax Equity Member)
Kingman Wind Energy I, LLC (100%; Sole Member)
Kingman Wind Energy II, LLC (100%; Sole Member)
Prairie View Wind Holdings, LLC (100%; Sole Member)
Ninnescah Wind Energy LLC (100%; Sole Member)
Sac County Wind Holdings, LLC (100%; Class A Member)
Sac County Wind Class A Holdings, LLC (100%; Class A Member)
Sac County Wind, LLC (100%; Class A Member)
Seiling Wind Investments, LLC (100%; Sole Member)
Seiling Wind Holdings, LLC (100%; Sole Member)
Seiling Wind Portfolio, LLC (100%; Class A Tax Equity Member)
Seiling Wind II, LLC (100%; Sole Member)
Seiling Wind Interconnection Services, LLC (33%; Member)
Seiling Wind, LLC (100%; Sole Member)
Seiling Wind Interconnection Services, LLC (67%; Managing Member)
Shaw Creek Solar Holdings, LLC (33.3%; Member)
Shaw Creek Solar, LLC (100%; Sole Member)
Solar Holdings Portfolio 12, LLC (100%; Class C Member)
DG Portfolio 2019 Holdings, LLC (100%; Sole Member)
DG Portfolio 2019, LLC (100%; Sole Member)
DG Amaze, LLC (100%; Sole Member)
DG California Solar, LLC (100%; Sole Member)
DG Colorado Solar, LLC (100%; Sole Member)
DG LF Solar, LLC (100%; Sole Member)
DG Minnesota CSG 1, LLC (100%; Sole Member)
DG Minnesota CSG, LLC (100%; Sole Member)
DG New Jersey Solar, LLC (100%; Sole Member)
DG New York Solar, LLC (100%; Sole Member)
DG Northeast Solar, LLC (100%; Sole Member)
DG SUNY Solar 1, LLC (100%; Sole Member)
DG Southwest Solar Portfolio 2019, LLC (100%; Sole Member)
HL Solar LLC (100%; Sole Member)
DG Waipio, LLC (100%)
Pacific Energy Solutions LLC (100%; Sole Member)
W2 Solar Holdings, LLC (100%; Sole Member)
Sierra Solar Funding, LLC (100%; Sole Member)
Sierra Solar Holdings, LLC (100%; Sole Member)
Westside Solar, LLC (100%; Sole Member)
Whitney Point Solar, LLC (100%; Sole Member)
Southwest Solar Holdings, LLC (100%; Member)
Hatch Solar Energy Center I LLC (100%; Sole Member)
Sunlight Renewables Holdings, LLC (100%; Class A Member)

Sunlight Renewables Class A Holdings, LLC (100%; Sole Member)
Sunlight Renewables, LLC (100%; Class A Member)
Sunlight Storage, LLC (100%; Sole Member)
Windstar Portfolio, LLC (100%; Sole Member)
Tusk Wind Holdings II, LLC (100%)
Windstar Energy, LLC (100%; Sole Member)
NextEra Energy Partners Constructors, LLC (100%; Sole Member)
NextEra Energy Partners Solar Acquisitions, LLC (100%; Sole Member)
Adelanto CA II, LLC (100%; Sole Member)
Adelanto Solar Funding, LLC (50.01%; Member)
Adelanto Solar Holdings, LLC (100%; Sole Member)
Adelanto Solar II, LLC (100%; Sole Member)
Adelanto Solar, LLC (100%; Sole Member)
McCoy CA II, LLC (100%; Sole Member)
McCoy Solar Holdings, LLC (50.01%; Member)
McCoy Solar Funding, LLC (100%; Sole Member)
McCoy Solar, LLC (100%; Sole Member)
NextEra Desert Center Blythe, LLC (50%; Member)
NextEra Energy Partners Ventures, LLC (100%; Sole Member)
NEP DC Holdings, LLC (100%; Sole Member)
Dos Caminos, LLC (50%; Member)
NET Holdings Management, LLC (100%; Sole Member)
NextEra Energy Partners Pipelines Holdings, LLC (100%; Sole Member)
NextEra Energy Partners Pipelines, LLC (100%; Managing Member)
Meade Pipeline Investment Holdings, LLC (100%; Sole Member)
Meade Pipeline Investment, LLC (100%; Sole Member)
Meade Pipeline Co LLC (75%; Managing Member)
Redwood Meade Pipeline, LLC (100%; Sole Member)
Redwood Midstream, LLC (90%; Managing Member)
Redwood Meade Midstream MPC, LLC (100%; Sole Member)
Meade Pipeline Co LLC (15%; Member)
River Road Interests LLC (100%; Sole Member)
Meade Pipeline Co LLC (10%; Member)
Redwood Midstream, LLC (10%; Member)
Redwood Meade Midstream MPC, LLC (100%; Sole Member)
Meade Pipeline Co LLC (15%; Member)
River Road Interests LLC (100%; Sole Member)
Meade Pipeline Co LLC (10%; Member)
South Texas Midstream Holdings, LLC (100%; Sole Member)
South Texas Midstream, LLC (100%; Class A Member)
NET Midstream, LLC (100%; Sole Member)
NET General Partners, LLC (100%; Sole Member)
Eagle Ford Midstream, LP (0.1%; General Partner)
LaSalle Pipeline, LP (0.1%; General Partner)
Mission Natural Gas Company, LP (0.1%; General Partner)
Mission Valley Pipeline Company, LP (0.1%; General Partner)
NET Mexico Pipeline, LP (0.1%; General Partner)
NET Mexico Pipeline Partners, LLC (90%; Member)
Red Gate Pipeline, LP (0.1%; General Partner)
South Shore Pipeline L.P. (0.1%; General Partner)
NET Pipeline Holdings LLC (100%; Sole Member)

Eagle Ford Midstream, LP (99.9%; Limited Partner)
LaSalle Pipeline, LP (99.9%; Limited Partner)
Mission Natural Gas Company, LP (99.9%; Limited Partner)
Mission Valley Pipeline Company, LP (99.9%; Limited Partner)
NET Mexico Pipeline, LP (99.9%; Limited Partner)
NET Mexico Pipeline Partners, LLC (90%; Member)
Red Gate Pipeline, LP (99.9%; Limited Partner)
South Shore Pipeline L.P. (99.9%; Limited Partner)
Northern Colorado Wind Energy, LLC (100%; Sole Member)
Palo Duro Wind Portfolio, LLC (100%; Sole Member)
Palo Duro Wind Project Holdings, LLC (100%; Sole Member)
Palo Duro Wind Energy, LLC (100%; Class A Tax Equity Member)
Palo Duro Wind Interconnection Services, LLC (88%; Managing Member)
Shafter Solar Portfolio, LLC (100%; Sole Member)
Shafter Solar Holdings, LLC (100%; Sole Member)
Shafter Solar, LLC (100%; Sole Member)
Tusk Wind Holdings III, LLC (100%; Sole Member)
Granite Reliable Power, LLC (100%; Sole Member)
NextEra Energy Operating Partners, LP (46.242%; Limited Partner)
NextEra Energy US Partners Holdings, LLC (100%; Sole Member)
GR Bage (NEP), LLC (100%; Sole Member)
Genesis Purchaser Holdings, LLC (100%; Sole Member)
Genesis Purchaser, LLC (100%; Sole Member)
Genesis Solar Funding Holdings, LLC (100%; Sole Member)
Genesis Solar Funding, LLC (100%; Sole Member)
Genesis Solar Holdings, LLC (100%; Class A Tax Equity Member)
Elk City Wind, LLC (100%; Sole Member)
Genesis Solar, LLC (100%; Sole Member)
NextEra Desert Center Blythe, LLC (50%; Member)
Golden Plains Class A Holdings, LLC (100%; Sole Member)
Golden Plains, LLC (100%; Class A Member)
Baldwin Wind Energy, LLC (100%; Sole Member)
Northern Colorado Wind Energy Center II, LLC (100%; Sole Member)
Northern Colorado Interconnect, LLC (12.9%; Member)
Northern Colorado Wind Energy Center, LLC (100%; Sole Member)
Northern Colorado Interconnect, LLC (87.1%; Managing Member)
Wilmot Energy Center, LLC (100%; Sole Member)
Pine Brooke Class A Holdings, LLC (40%; Member)
Pine Brooke, LLC (100%; Class A Tax Equity Member)
Blue Summit III Wind, LLC (100%; Sole Member)
Blue Summit Interconnection, LLC (25%; Member)
Harmony Florida Solar, LLC (100%; Sole Member)
Ponderosa Wind, LLC (100%; Sole Member)
Saint Solar, LLC (100%; Sole Member)
Sanford Airport Solar, LLC (100%; Sole Member)
Soldier Creek Wind, LLC (100%; Sole Member)
Taylor Creek Solar, LLC (100%; Sole Member)
NextEra Energy Partners Acquisitions, LLC (100%; Sole Member)
Baldwin Wind, LLC (100%; Sole Member)
Bayhawk Wind Portfolio, LLC (100%; Sole Member)

Bayhawk Wind Holdings, LLC (100%; Sole Member)
 Bayhawk Wind, LLC (100%; Class A Member)
 Cedar Bluff Wind, LLC (100%; Sole Member)
 Golden Hills Wind, LLC (100%; Sole Member)
 Golden Hills Interconnection, LLC (67.6%; Managing Member)
Coram Portfolio II, LLC (100%; Sole Member)
 Tusk Wind Holdings V, LLC (100%; Sole Member)
 RET Coram Tehachapi Wind GP, LLC (100%; Sole Member)
 Coram California Development, L.P. (0.01%; General Partner)
 RET Tehachapi Wind Development, LLC (100%; Sole Member)
 Coram California Development, L.P. (99.99%; Limited Partner)
Coram Portfolio, LLC (100%; Sole Member)
 Tusk Wind Holdings IV, LLC (100%; Sole Member)
 Coram Energy LLC (100%; Sole Member)
 Coram Tehachapi, LLC (100%; Sole Member)
HW CA Holdings, LLC (100%; Member)
 High Winds, LLC (100%; Sole Member)
Javelina Wind Funding, LLC (100%; Sole Member)
 Javelina Wind Energy Holdings, LLC (100%; Class A Tax Equity Member)
 Javelina Wind Energy, LLC (100%; Sole Member)
 Javelina Interconnection, LLC (55%; Managing Member)
Mammoth Plains Wind Project Holdings, LLC (100%; Sole Member)
 Mammoth Plains Wind Project, LLC (100%; Class A Member)
Meadowlark Wind, LLC (100%; Sole Member)
NEP Renewables Holdings II, LLC (100%; Sole Member)
 NEP Renewables II, LLC (100%; Managing Member)
 Ashtabula Wind II, LLC (100%; Sole Member)
 Ashtabula Wind III, LLC (100%; Sole Member)
 FPL Energy Vansycle L.L.C. (100%; Sole Member)
 Garden Wind, LLC (100%; Sole Member)
 Perrin Ranch Wind, LLC (100%; Sole Member)
 Rosmar Portfolio, LLC (100%; Sole Member)
 Rosmar Holdings, LLC (100%; Member)
 Marshall Solar, LLC (100%; Sole Member)
 Roswell Solar, LLC (100%; Sole Member)
 Roswell Solar Holdings, LLC (100%; Sole Member)
 SSSS Holdings, LLC (100%; Sole Member)
 Silver State South Solar, LLC (49.99%; Managing Member)
 Silver State Solar Power South, LLC (100%; Sole Member)
 Tuscola Bay Wind, LLC (100%; Sole Member)
 White Oak Energy Holdings, LLC (100%; Sole Member)
 White Oak Energy LLC (100%; Sole Member)
NEP Renewables Holdings III, LLC (100%; Sole Member)
 NEP Renewables III, LLC (50%; Class B Member)
 Star Moon Holdings, LLC (100%; Class A Member)
 Moonlight Bay Class A Holdings, LLC (100%; Sole Member)
 Moonlight Bay Renewables, LLC (100%; Class A Member)
 Dodge Flat Solar, LLC (100%; Sole Member)
 Elora Solar, LLC (100%; Sole Member)
 Fish Springs Ranch Solar, LLC (100%; Sole Member)
 Little Blue Wind Project, LLC (100%; Sole Member)
 Minco Wind Energy III, LLC (100%; Sole Member)
 Minco IV & V Interconnection, LLC (27.04%; Managing Member)

White Mesa Wind, LLC (100%; Sole Member)
 Stargrass Class A Holdings, LLC (100%; Sole Member)
 Stargrass, LLC (100%; Class A Member)
 Borderlands Wind, LLC (100%; Sole Member)
 Borderlands Wind Holdings, LLC (100%; Sole Member)
 Cool Springs Solar, LLC (100%; Sole Member)
 Ensign Wind Energy, LLC (100%; Sole Member)
 Hubbard Wind, LLC (100%; Sole Member)
 Irish Creek Wind, LLC (100%; Sole Member)
 Quinebaug Solar, LLC (100%; Sole Member)
 Quitman II Solar, LLC (100%; Sole Member)
 NEP Renewables III, LLC (100%; Class A Member)
 Star Moon Holdings, LLC (100%; Class A Member)
 Moonlight Bay Class A Holdings, LLC (100%; Sole Member)
 Moonlight Bay Renewables, LLC (100%; Class A Member)
 Dodge Flat Solar, LLC (100%; Sole Member)
 Elora Solar, LLC (100%; Sole Member)
 Fish Springs Ranch Solar, LLC (100%; Sole Member)
 Little Blue Wind Project, LLC (100%; Sole Member)
 Minco Wind Energy III, LLC (100%; Sole Member)
 Minco IV & V Interconnection, LLC (27.04%; Managing Member)
 White Mesa Wind, LLC (100%; Sole Member)
 Stargrass Class A Holdings, LLC (100%; Sole Member)
 Stargrass, LLC (100%; Class A Member)
 Borderlands Wind, LLC (100%; Sole Member)
 Borderlands Wind Holdings, LLC (100%; Sole Member)
 Cool Springs Solar, LLC (100%; Sole Member)
 Ensign Wind Energy, LLC (100%; Sole Member)
 Hubbard Wind, LLC (100%; Sole Member)
 Irish Creek Wind, LLC (100%; Sole Member)
 Quinebaug Solar, LLC (100%; Sole Member)
 Quitman II Solar, LLC (100%; Sole Member)
 NEP Renewables Holdings IV, LLC (100%; Sole Member)
 NEP Renewables IV, LLC (100%; Class A Member)
 Alta Wind Portfolio, LLC (100%; Sole Member)
 Tusk Wind Holdings, LLC (100%; Sole Member)
 Alta Wind VIII, LLC (100%; Sole Member)
 Dogwood Wind Holdings, LLC (100%; Sole Member)
 Dogwood Wind, LLC (100%; Class A Tax Equity Member)
 Oliver Wind III, LLC (100%; Sole Member)
 Osborn Wind Energy, LLC (100%; Sole Member)
 Elk City Sholes Holdings, LLC (100%; Class B Member)
 Elk City II Wind Funding, LLC (100%; Sole Member)
 Southwest Wind, LLC (100%; Class A Tax Equity Member)
 Elk City Renewables II, LLC (100%; Sole Member)
 Sholes Wind Funding, LLC (100%; Sole Member)
 Sholes Wind Class A Holdings, LLC (100%; Sole Member)
 Sholes Wind, LLC (100%; Class A Member)
 Emerald Breeze Holdings, LLC (100%; Class A Member)
 Emerald Breeze Class A Holdings, LLC (100%; Sole Member)
 Emerald Breeze, LLC (100%; Class A Member)
 Appaloosa Run Wind, LLC (100%; Sole Member)
 Great Prairie Wind, LLC (100%; Sole Member)
 Yellow Pine Solar, LLC (100%; Sole Member)
 Yellow Pine Solar Interconnect, LLC (50%; Managing Member)
 Golden West Wind Holdings, LLC (100%; Sole Member)

Golden West Power Partners, LLC (100%; Class A Tax Equity Member)
Nokota Wind Holdings, LLC (100%; Sole Member)
Nokota Wind, LLC (100%; Class A Tax Equity Member)
Brady Wind II, LLC (100%; Sole Member)
Brady Interconnection, LLC (50%; Member)
Brady Wind, LLC (100%; Sole Member)
Brady Interconnection, LLC (50%; Managing Member)
Sac County Wind Holdings, LLC (100%; Class B Member)
Sac County Wind Class A Holdings, LLC (100%; Class A Member)
Sac County Wind, LLC (100%; Class A Member)
NEP Renewables IV, LLC (31.2%; Class B Member)
Alta Wind Portfolio, LLC (100%; Sole Member)
Tusk Wind Holdings, LLC (100%; Sole Member)
Alta Wind VIII, LLC (100%; Sole Member)
Dogwood Wind Holdings, LLC (100%; Sole Member)
Dogwood Wind, LLC (100%; Class A Tax Equity Member)
Oliver Wind III, LLC (100%; Sole Member)
Osborn Wind Energy, LLC (100%; Sole Member)
Elk City Sholes Holdings, LLC (100%; Class B Member)
Elk City II Wind Funding, LLC (100%; Sole Member)
Southwest Wind, LLC (100%; Class A Tax Equity Member)
Elk City Renewables II, LLC (100%; Sole Member)
Sholes Wind Funding, LLC (100%; Sole Member)
Sholes Wind Class A Holdings, LLC (100%; Sole Member)
Sholes Wind, LLC (100%; Class A Member)
Emerald Breeze Holdings, LLC (100%; Class A Member)
Emerald Breeze Class A Holdings, LLC (100%; Sole Member)
Emerald Breeze, LLC (100%; Class A Member)
Appaloosa Run Wind, LLC (100%; Sole Member)
Great Prairie Wind, LLC (100%; Sole Member)
Yellow Pine Solar, LLC (100%; Sole Member)
Yellow Pine Solar Interconnect, LLC (50%; Managing Member)
Golden West Wind Holdings, LLC (100%; Sole Member)
Golden West Power Partners, LLC (100%; Class A Tax Equity Member)
Nokota Wind Holdings, LLC (100%; Sole Member)
Nokota Wind, LLC (100%; Class A Tax Equity Member)
Brady Wind II, LLC (100%; Sole Member)
Brady Interconnection, LLC (50%; Member)
Brady Wind, LLC (100%; Sole Member)
Brady Interconnection, LLC (50%; Managing Member)
Sac County Wind Holdings, LLC (100%; Class B Member)
Sac County Wind Class A Holdings, LLC (100%; Class A Member)
Sac County Wind, LLC (100%; Class A Member)
NEP Renewables Holdings, LLC (100%; Sole Member)
NEP Renewables, LLC (100%; Sole Member)
Breckinridge Wind Class A Holdings, LLC (100%; Sole Member)
Breckinridge Wind Project, LLC (100%; Class A Tax Equity Member)
Carousel Wind Holdings, LLC (100%; Sole Member)
Carousel Wind Farm, LLC (100%; Class A Tax Equity Member)
Monarch Wind Holdings, LLC (100%; Sole Member)
Monarch Wind, LLC (100%; Class A Tax Equity Member)
Javelina Wind Holdings II, LLC (100%; Sole Member)

Javelina Wind Energy II, LLC (100%; Sole Member)
Javelina Interconnection, LLC (45%; Member)
Rush Springs Wind Energy, LLC (100%; Sole Member)
Mountain View Solar Holdings, LLC (100%; Sole Member)
Mountain View Solar, LLC (100%; Sole Member)
Pacific Plains Wind Class A Holdings, LLC (100%; Sole Member)
Pacific Plains Wind, LLC (100%; Class A Tax Equity Member)
Cottonwood Wind Project Holdings, LLC (100%; Sole Member)
Cottonwood Wind Project, LLC (100%; Sole Member)
Golden Hills North Wind, LLC (100%; Sole Member)
Golden Hills Interconnection, LLC (32.4%; Member)
NextEra Energy Bluff Point, LLC (100%; Sole Member)
NextEra Desert Sunlight Holdings, LLC (99.8%; Member)
Desert Sunlight Investment Holdings, LLC (50%; Managing Member)
Desert Sunlight Holdings, LLC (100%; Sole Member)
Desert Sunlight 250, LLC (100%; Sole Member)
Desert Sunlight 300, LLC (100%; Sole Member)
Nutmeg Solar Holdings, LLC (33.3%; Member)
Nutmeg Solar, LLC (100%; Sole Member)
Palomino Wind Holdings, LLC (100%; Sole Member)
Palomino Wind, LLC (100%; Class A Tax Equity Member)
Kingman Wind Energy I, LLC (100%; Sole Member)
Kingman Wind Energy II, LLC (100%; Sole Member)
Prairie View Wind Holdings, LLC (100%; Sole Member)
Ninnescah Wind Energy LLC (100%; Sole Member)
Sac County Wind Holdings, LLC (100%; Class A Member)
Sac County Wind Class A Holdings, LLC (100%; Class A Member)
Sac County Wind, LLC (100%; Class A Member)
Seiling Wind Investments, LLC (100%; Sole Member)
Seiling Wind Holdings, LLC (100%; Sole Member)
Seiling Wind Portfolio, LLC (100%; Class A Tax Equity Member)
Seiling Wind II, LLC (100%; Sole Member)
Seiling Wind Interconnection Services, LLC (33%; Member)
Seiling Wind, LLC (100%; Sole Member)
Seiling Wind Interconnection Services, LLC (67%; Managing Member)
Shaw Creek Solar Holdings, LLC (33.3%; Member)
Shaw Creek Solar, LLC (100%; Sole Member)
Solar Holdings Portfolio 12, LLC (100%; Class C Member)
DG Portfolio 2019 Holdings, LLC (100%; Sole Member)
DG Portfolio 2019, LLC (100%; Sole Member)
DG Amaze, LLC (100%; Sole Member)
DG California Solar, LLC (100%; Sole Member)
DG Colorado Solar, LLC (100%; Sole Member)
DG LF Solar, LLC (100%; Sole Member)
DG Minnesota CSG 1, LLC (100%; Sole Member)
DG Minnesota CSG, LLC (100%; Sole Member)
DG New Jersey Solar, LLC (100%; Sole Member)
DG New York Solar, LLC (100%; Sole Member)
DG Northeast Solar, LLC (100%; Sole Member)
DG SUNY Solar 1, LLC (100%; Sole Member)
DG Southwest Solar Portfolio 2019, LLC (100%; Sole Member)

HL Solar LLC (100%; Sole Member)
DG Waipio, LLC (100%)
Pacific Energy Solutions LLC (100%; Sole Member)
W2 Solar Holdings, LLC (100%; Sole Member)
Sierra Solar Funding, LLC (100%; Sole Member)
Sierra Solar Holdings, LLC (100%; Sole Member)
Westside Solar, LLC (100%; Sole Member)
Whitney Point Solar, LLC (100%; Sole Member)
Southwest Solar Holdings, LLC (100%; Member)
Hatch Solar Energy Center I LLC (100%; Sole Member)
Sunlight Renewables Holdings, LLC (100%; Class A Member)
Sunlight Renewables Class A Holdings, LLC (100%; Sole Member)
Sunlight Renewables, LLC (100%; Class A Member)
Sunlight Storage, LLC (100%; Sole Member)
Windstar Portfolio, LLC (100%; Sole Member)
Tusk Wind Holdings II, LLC (100%)
Windstar Energy, LLC (100%; Sole Member)
NextEra Energy Partners Constructors, LLC (100%; Sole Member)
NextEra Energy Partners Solar Acquisitions, LLC (100%; Sole Member)
Adelanto CA II, LLC (100%; Sole Member)
Adelanto Solar Funding, LLC (50.01%; Member)
Adelanto Solar Holdings, LLC (100%; Sole Member)
Adelanto Solar II, LLC (100%; Sole Member)
Adelanto Solar, LLC (100%; Sole Member)
McCoy CA II, LLC (100%; Sole Member)
McCoy Solar Holdings, LLC (50.01%; Member)
McCoy Solar Funding, LLC (100%; Sole Member)
McCoy Solar, LLC (100%; Sole Member)
NextEra Desert Center Blythe, LLC (50%; Member)
NextEra Energy Partners Ventures, LLC (100%; Sole Member)
NEP DC Holdings, LLC (100%; Sole Member)
Dos Caminos, LLC (50%; Member)
NET Holdings Management, LLC (100%; Sole Member)
NextEra Energy Partners Pipelines Holdings, LLC (100%; Sole Member)
NextEra Energy Partners Pipelines, LLC (100%; Managing Member)
Meade Pipeline Investment Holdings, LLC (100%; Sole Member)
Meade Pipeline Investment, LLC (100%; Sole Member)
Meade Pipeline Co LLC (75%; Managing Member)
Redwood Meade Pipeline, LLC (100%; Sole Member)
Redwood Midstream, LLC (90%; Managing Member)
Redwood Meade Midstream MPC, LLC (100%; Sole Member)
Meade Pipeline Co LLC (15%; Member)
River Road Interests LLC (100%; Sole Member)
Meade Pipeline Co LLC (10%; Member)
Redwood Midstream, LLC (10%; Member)
Redwood Meade Midstream MPC, LLC (100%; Sole Member)
Meade Pipeline Co LLC (15%; Member)
River Road Interests LLC (100%; Sole Member)
Meade Pipeline Co LLC (10%; Member)
South Texas Midstream Holdings, LLC (100%; Sole Member)
South Texas Midstream, LLC (100%; Class A Member)
NET Midstream, LLC (100%; Sole Member)
NET General Partners, LLC (100%; Sole Member)
Eagle Ford Midstream, LP (0.1%; General Partner)

LaSalle Pipeline, LP (0.1%; General Partner)
Mission Natural Gas Company, LP (0.1%; General Partner)
Mission Valley Pipeline Company, LP (0.1%; General Partner)
NET Mexico Pipeline, LP (0.1%; General Partner)
NET Mexico Pipeline Partners, LLC (90%; Member)
Red Gate Pipeline, LP (0.1%; General Partner)
South Shore Pipeline L.P. (0.1%; General Partner)
NET Pipeline Holdings LLC (100%; Sole Member)
Eagle Ford Midstream, LP (99.9%; Limited Partner)
LaSalle Pipeline, LP (99.9%; Limited Partner)
Mission Natural Gas Company, LP (99.9%; Limited Partner)
Mission Valley Pipeline Company, LP (99.9%; Limited Partner)
NET Mexico Pipeline, LP (99.9%; Limited Partner)
NET Mexico Pipeline Partners, LLC (90%; Member)
Red Gate Pipeline, LP (99.9%; Limited Partner)
South Shore Pipeline L.P. (99.9%; Limited Partner)
Northern Colorado Wind Energy, LLC (100%; Sole Member)
Palo Duro Wind Portfolio, LLC (100%; Sole Member)
Palo Duro Wind Project Holdings, LLC (100%; Sole Member)
Palo Duro Wind Energy, LLC (100%; Class A Tax Equity Member)
Palo Duro Wind Interconnection Services, LLC (88%; Managing Member)
Shafter Solar Portfolio, LLC (100%; Sole Member)
Shafter Solar Holdings, LLC (100%; Sole Member)
Shafter Solar, LLC (100%; Sole Member)
Tusk Wind Holdings III, LLC (100%; Sole Member)
Granite Reliable Power, LLC (100%; Sole Member)
NextEra Energy Seabrook, LLC (100%; Sole Member)
NextEra Energy Services Holdings, LLC (100%; Sole Member)
GEXA Energy GP, LLC (100%; Sole Member)
Gexa Energy, LP (1%; General Partner)
Gexa Energy Development, LLC (100%; Sole Member)
Gexa Energy Solutions, LLC (100%; Sole Member)
NextEra Energy Services, LLC (100%; Sole Member)
Frontier Utilities Intermediate Holding Company, LLC (100%; Sole Member)
Frontier Utilities Northeast LLC (100%; Sole Member)
Frontier Utilities, LLC (100%; Sole Member)
Gexa Energy California, LLC (100%; Sole Member)
Gexa Energy, LP (99%; Limited Partner)
Gexa Energy Development, LLC (100%; Sole Member)
Gexa Energy Solutions, LLC (100%; Sole Member)
NextEra Energy Services Arizona, LLC (100%; Sole Member)
NextEra Energy Services Connecticut, LLC (100%; Sole Member)
NextEra Energy Services Delaware, LLC (100%; Sole Member)
NextEra Energy Services District of Columbia, LLC (100%; Sole Member)
NextEra Energy Services Illinois, LLC (100%; Sole Member)
NextEra Energy Services Maine, LLC (100%; Sole Member)
NextEra Energy Services Maryland, LLC (100%; Sole Member)
NextEra Energy Services Massachusetts, LLC (100%; Sole Member)
NextEra Energy Services New Hampshire, LLC (100%; Sole Member)
NextEra Energy Services New Jersey, LLC (100%; Sole Member)
NextEra Energy Services New York, LLC (100%; Sole Member)
NextEra Energy Services Ohio, LLC (100%; Sole Member)
NextEra Energy Services Pennsylvania, LLC (100%; Sole Member)
NextEra Energy Services Rhode Island, LLC (100%; Sole Member)

Power Wizard, LLC (100%; Sole Member)
NextEra Energy Solutions, LLC (100%; Sole Member)
NextEra Energy Solar Development, LLC (100%; Sole Member)
NextEra Energy Solar Holdings, LLC (100%; Sole Member)
NextEra Energy Victory Solar I, LLC (100%; Sole Member)
NextEra QOF Holdco, LLC (100%; Sole Member)
NextEra Energy Qualified Opportunity Fund III, LLC (1%; Sole Member)
NextEra Qualified Opportunity Fund II, LLC (1%; Managing Member)
NextEra Energy Qualified Opportunity Zone Business III, LLC (99%; Member)
Cedar Springs Wind IV, LLC (100%; Sole Member)
NextEra Qualified Opportunity Fund II, LLC (99%; Member)
NextEra Energy Qualified Opportunity Zone Business III, LLC (99%; Member)
Cedar Springs Wind IV, LLC (100%; Sole Member)
NextEra Registered Agency, LLC (100%; Sole Member)
NextEra Southeast Hydrogen Network, LLC (100%; Sole Member)
North American Power Systems Solar, LLC (100%; Sole Member)
North Bayside Solar, LLC (100%; Sole Member)
North Fork Wind Farm, LLC (100%; Sole Member)
North Park Energy, LLC (100%; Sole Member)
Cortland Energy Center, LLC (100%; Sole Member)
East Light Energy Center, LLC (100%; Sole Member)
Excelsior Energy Center, LLC (100%; Sole Member)
North Side Energy Center, LLC (100%; Sole Member)
Trelina Solar Energy Center, LLC (100%; Sole Member)
Watkins Glen Solar Energy Center, LLC (100%; Sole Member)
North Sky River Energy Holdings, LLC (100%; Sole Member)
North Sky River Land Holdings, LLC (100%; Sole Member)
Northern Colorado Holdings, LLC (100%; Sole Member)
Bronco Plains Solar, LLC (100%; Sole Member)
Bronco Plains Wind II, LLC (100%; Sole Member)
Carousel Wind II, LLC (100%; Sole Member)
Centennial Wind Funding, LLC (100%; Sole Member)
Centennial Wind, LLC (100%; Class A Tax Equity Member)
Limon Wind II, LLC (100%; Sole Member)
Limon Wind, LLC (100%; Sole Member)
Centennial Wind Holdings, LLC (100%; Sole Member)
Centennial Wind, LLC (100%; Class B Tax Equity Member)
Limon Wind II, LLC (100%; Sole Member)
Limon Wind, LLC (100%; Sole Member)
Dusty Rose Wind, LLC (100%; Sole Member)
Elderberry Solar, LLC (100%; Sole Member)
Golden West Power Partners II, LLC (100%; Sole Member)
Great Plains Wind Funding, LLC (100%; Sole Member)
Great Plains Wind Holdings, LLC (100%; Sole Member)
Great Plains Wind Class A Holdings, LLC (100%; Sole Member)
Great Plains Wind, LLC (5%; Class A Tax Equity Member)
Bronco Plains Wind, LLC (100%; Sole Member)
Crowned Ridge Wind, LLC (100%; Sole Member)
Crowned Ridge Interconnection, LLC (50%; Managing Member)
Great Plains Wind Portfolio, LLC (100%; Sole Member)
Great Plains Wind, LLC (95%; Class A Tax Equity Member)
Bronco Plains Wind, LLC (100%; Sole Member)
Crowned Ridge Wind, LLC (100%; Sole Member)
Crowned Ridge Interconnection, LLC (50%; Managing Member)
Highland Solar I, LLC (100%; Sole Member)
Las Animas Wind, LLC (100%; Shareholder)
Limon Wind III Funding, LLC (100%; Sole Member)

Limon Wind III Holdings, LLC (100%; Sole Member)
Limon Wind III, LLC (100%; Class A Tax Equity Member)
Mirasol Energy Center, LLC (100%; Sole Member)
Mountain Sunrise Funding, LLC (100%; Sole Member)
Mountain Sunrise Portfolio, LLC (100%; Sole Member)
Mountain Sunrise Solar, LLC (100%; Class A Tax Equity Member)
Bluebell Solar, LLC (100%; Sole Member)
Capricorn Bell Interconnection, LLC (25%; Member)
Coolidge Solar I, LLC (100%; Sole Member)
Titan Solar, LLC (100%; Sole Member)
Neptune Energy Center II, LLC (100%; Sole Member)
Niyol Solar, LLC (100%; Sole Member)
Pueblo Clean Energy Center, LLC (100%; Sole Member)
Rosales Solar Partners, LLC (100%; Sole Member)
Rosales Solar Funding, LLC (1%; Member)
Rosales Solar Holdings, LLC (100%; Sole Member)
Dougherty County Solar LLC (100%; Sole Member)
Grazing Yak Solar, LLC (100%; Sole Member)
Quitman Solar, LLC (100%; Sole Member)
South Platte Solar, LLC (100%; Sole Member)
Thunder Wolf II, LLC (100%; Sole Member)
Weld Solar, LLC (100%; Sole Member)
White River Valley Solar Holdings, LLC (100%; Sole Member)
White River Valley Solar, LLC (100%; Sole Member)
Northern Cross Investments, Inc. (100%; Shareholder)
Northern Frontier Wind Holding, LLC (100%; Sole Member)
Northern Frontier Wind Funding, LLC (100%; Sole Member)
Northern Frontier Wind, LLC (100%; Sole Member)
FPL Energy Oliver Wind I, LLC (100%; Sole Member)
Logan Energy Holdings, LLC (100%; Sole Member)
Logan Wind Energy LLC (100%; Sole Member)
Peetz Logan Interconnect, LLC (50%; Member)
Northern Hill Solar, LLC (100%; Sole Member)
Northline Energy Center, LLC (100%; Sole Member)
Northwest Wind Holdings, LLC (100%; Sole Member)
Nutmeg Solar Funding, LLC (100%; Sole Member)
Nutmeg Solar Holdings, LLC (1%; Managing Member)
Nutmeg Solar, LLC (100%; Sole Member)
Nutmeg Solar Holdings, LLC (65.7%; Member)
Nutmeg Solar, LLC (100%; Sole Member)
OTG, LLC (100%; Sole Member)
Oklahoma Wind Portfolio, LLC (100%; Sole Member)
Oleander Holdings, LLC (100%; Sole Member)
Oleander Power Project GP, LLC (100%; Sole Member)
Oleander Power Project, Limited Partnership (1%; General Partner)
Oleander Power Project LP, LLC (100%; Sole Member)
Oleander Power Project, Limited Partnership (99%; Limited Partner)
Oliver Wind IV, LLC (100%; Sole Member)
Orange Grove Title Holdings, LLC (100%; Sole Member)
Orange Grove Title, LLC (100%; Sole Member)
Ord Mountain Solar, LLC (100%; Sole Member)
Osborn Wind II, LLC (100%; Sole Member)
Osceola Windpower II, LLC (100%; Sole Member)
Osceola Windpower, LLC (100%; Sole Member)
Oslo Wind Acquisition, LLC (100%; Sole Member)
Oslo Wind, LLC (100%; Sole Member)
PWEC, LLC (100%; Sole Member)

Palmetto Vines Solar, LLC (100%; Sole Member)
Palo Duro Wind Energy II, LLC (100%; Sole Member)
Palo Duro Wind Interconnection Services, LLC (12%; Member)
Palo Duro Wind Holdings SellCo, LLC (100%; Sole Member)
Pamplico-Florence Solar, LLC (100%; Sole Member)
Pana Solar, LLC (100%; Sole Member)
Pandora Solar, LLC (100%; Sole Member)
Panhandle Solar, LLC (100%; Sole Member)
Paradise Solar Urban Renewal, L.L.C. (100%; Sole Member)
Paxton Solar, LLC (100%; Sole Member)
Peace Garden Wind Holdings, LLC (100%; Sole Member)
Peace Garden Wind Funding, LLC (100%; Sole Member)
Peace Garden Wind, LLC (100%; Sole Member)
Wilton Wind II, LLC (100%; Sole Member)
Pee Dee Solar Center, LLC (100%; Sole Member)
Pennsylvania Windfarms, LLC (100%; Sole Member)
Penobscot Wind, LLC (100%; Sole Member)
Penta Wind Holding, LLC (100%; Sole Member)
Penta Wind, LLC (100%; Sole Member)
Central States Wind Holdings, LLC (100%; Sole Member)
Central States Wind, LLC (100%; Sole Member)
High Majestic Wind Energy Center, LLC (100%; Sole Member)
Wessington Wind Energy Center, LLC (100%; Sole Member)
Heartland Wind Holding II, LLC (100%; Sole Member)
Heartland Wind II, LLC (100%; Sole Member)
Ashtabula Wind, LLC (100%; Sole Member)
Story Wind, LLC (100%; Sole Member)
Petersburg Energy Center Holdings, LLC (100%; Sole Member)
Petersburg Energy Center, LLC (100%; Sole Member)
Pheasant Run Wind Holdings II, LLC (100%; Sole Member)
Pheasant Run Wind Holdings, LLC (100%; Sole Member)
Pheasant Run Wind, LLC (100%; Sole Member)
Piedmont Solar, LLC (100%; Sole Member)
Pimlico Energy Center, LLC (100%; Sole Member)
Pinal Central Energy Center Holdings, LLC (100%; Sole Member)
Pinal Central Energy Center, LLC (100%; Sole Member)
Pine Belt Solar, LLC (100%; Sole Member)
Pinehurst Solar, LLC (100%; Sole Member)
Pinewood Solar, LLC (100%; Sole Member)
Pioneer Plains Wind Funding, LLC (100%; Sole Member)
Pioneer Plains Wind Holdings, LLC (100%; Sole Member)
Pioneer Plains Wind, LLC (100%; Sole Member)
Blackwell Wind, LLC (100%; Sole Member)
Minco Wind III, LLC (100%; Sole Member)
Pocomoke Solar, LLC (100%; Sole Member)
Poinsett Solar, LLC (100%; Sole Member)
Ponderosa Wind II, LLC (100%; Sole Member)
Port Royal Solar, LLC (100%; Sole Member)
Porta del Sol Solar, LLC (100%; Sole Member)
Cabo Solar Farm, LLC (100%; Sole Member)
Moca Solar Farm, LLC (100%; Sole Member)
North Coast Solar, LLC (100%; Sole Member)
Prairie Wind, LLC (100%; Sole Member)
Pretty Prairie Wind, LLC (100%; Sole Member)
Pronghorn Flats Wind Farm Holdings, LLC (100%; Sole Member)
Pronghorn Flats Wind Farm LLC (100%; Sole Member)
Proxima Solar Holdings, LLC (100%; Sole Member)

Beltran Solar, LLC (100%; Sole Member)
 Crow Creek Solar, LLC (100%; Sole Member)
 Proxima Solar, LLC (100%; Sole Member)
 Reclaim Wind Holdings, LLC (100%; Sole Member)
 Red Bluff Solar, LLC (100%; Sole Member)
 Red Brick Road, LLC (100%; Sole Member)
 Red Butte Wind Holdings, LLC (100%; Sole Member)
 Red Butte Wind, LLC (100%; Sole Member)
 Red Butte Transmission Line, LLC (100%; Sole Member)
 Red Hill Solar, LLC (100%; Sole Member)
 Red Raider Wind Holdings, LLC (100%; Sole Member)
 Red Raider Wind, LLC (100%; Sole Member)
 Red River Solar, LLC (100%; Sole Member)
 Red River Wind Funding, LLC (100%; Sole Member)
 Red River Wind Holdings, LLC (100%; Sole Member)
 Red River Wind, LLC (100%; Sole Member)
 Blue Summit Wind, LLC (100%; Sole Member)
 Wolf Ridge Wind, LLC (100%; Sole Member)
 Red Sky Portfolio, LLC (100%; Sole Member)
 Red Sky Solar Funding, LLC (100%; Sole Member)
 Red Sky Solar Holdings, LLC (100%; Sole Member)
 Red Sky Solar Class A Holdings, LLC (100%; Sole Member)
 Red Sky Solar, LLC (100%; Class A Tax Equity Member)
 Blythe Solar III, LLC (100%; Sole Member)
 NextEra Blythe Solar Energy Center, LLC (25%; Member)
 Blythe Solar IV, LLC (100%; Sole Member)
 NextEra Blythe Solar Energy Center, LLC (25%; Member)
 Redwood Trails Portfolio, LLC (100%; Sole Member)
 Redwood Trails Wind Holdings, LLC (100%; Sole Member)
 Redwood Trails Wind, LLC (100%; Sole Member)
 Butler Ridge Wind Energy Center, LLC (100%; Sole Member)
 FPL Energy Montezuma Wind, LLC (100%; Sole Member)
 Renewable Choice Services, LLC (100%; Sole Member)
 Renewable Energy Generation North, LLC (100%; Sole Member)
 Renewable Portfolio Holdings, LLC (100%; Sole Member)
 Chicot Solar Holdings, LLC (100%; Class B Member)
 Chicot Solar, LLC (100%; Sole Member)
 NEP US SellCo, LLC (100%; Sole Member)
 Elk City Sholes Holdings, LLC (100%; Class A Member)
 Elk City II Wind Funding, LLC (100%; Sole Member)
 Southwest Wind, LLC (100%; Class A Tax Equity Member)
 Elk City Renewables II, LLC (100%; Sole Member)
 Sholes Wind Funding, LLC (100%; Sole Member)
 Sholes Wind Class A Holdings, LLC (100%; Sole Member)
 Sholes Wind, LLC (100%; Class A Member)
 Rosmar Class B Funding, LLC (100%; Sole Member)
 Rosmar Class B Holdings, LLC (100%; Sole Member)
 Rosmar Holdings, LLC (100%; Member)
 Marshall Solar, LLC (100%; Sole Member)
 Roswell Solar, LLC (100%; Sole Member)
 Roswell Solar Holdings, LLC (100%; Sole Member)
 Pine Brooke Funding, LLC (100%; Sole Member)
 Pine Brooke Class A Holdings, LLC (10%; Managing Member)
 Pine Brooke, LLC (100%; Class A Tax Equity Member)
 Blue Summit III Wind, LLC (100%; Sole Member)
 Blue Summit Interconnection, LLC (25%; Member)
 Harmony Florida Solar, LLC (100%; Sole Member)

Ponderosa Wind, LLC (100%; Sole Member)
Saint Solar, LLC (100%; Sole Member)
Sanford Airport Solar, LLC (100%; Sole Member)
Soldier Creek Wind, LLC (100%; Sole Member)
Taylor Creek Solar, LLC (100%; Sole Member)
Renewables Portfolio Class B Holdings, LLC (100%; Sole Member)
Sunlight Renewables Holdings, LLC (100%; Class B Member)
Sunlight Renewables Class A Holdings, LLC (100%; Sole Member)
Sunlight Renewables, LLC (100%; Class A Member)
Sunlight Storage, LLC (100%; Sole Member)
SIP SellCo IV, LLC (100%; Sole Member)
SIP SellCo, LLC (100%; Sole Member)
Solar Holdings Portfolio 12, LLC (100%; Class B Member)
DG Portfolio 2019 Holdings, LLC (100%; Sole Member)
DG Portfolio 2019, LLC (100%; Sole Member)
DG Amaze, LLC (100%; Sole Member)
DG California Solar, LLC (100%; Sole Member)
DG Colorado Solar, LLC (100%; Sole Member)
DG LF Solar, LLC (100%; Sole Member)
DG Minnesota CSG 1, LLC (100%; Sole Member)
DG Minnesota CSG, LLC (100%; Sole Member)
DG New Jersey Solar, LLC (100%; Sole Member)
DG New York Solar, LLC (100%; Sole Member)
DG Northeast Solar, LLC (100%; Sole Member)
DG SUNY Solar 1, LLC (100%; Sole Member)
DG Southwest Solar Portfolio 2019, LLC (100%; Sole Member)
HL Solar LLC (100%; Sole Member)
DG Waipio, LLC (100%)
Pacific Energy Solutions LLC (100%; Sole Member)
W2 Solar Holdings, LLC (100%; Sole Member)
Sierra Solar Funding, LLC (100%; Sole Member)
Sierra Solar Holdings, LLC (100%; Sole Member)
Westside Solar, LLC (100%; Sole Member)
Whitney Point Solar, LLC (100%; Sole Member)
Retail Consulting Holdco, LLC (100%; Sole Member)
Retail Consulting Project Co. 1, LLC (100%; Sole Member)
Premier Power Solutions, LLC (100%; Sole Member)
Retail Consulting Project Co. 2, LLC (100%; Sole Member)
Usource, Inc. (100%; Shareholder)
Usource, L.L.C. (100%; Sole Member)
Retail Consulting Project Co. 3, LLC (100%; Sole Member)
Midwest Energy, Inc. (100%; Sole Member)
Reynolds Solar, LLC (100%; Sole Member)
Rising Star Solar Holdings, LLC (100%; Sole Member)
Rising Star Solar, LLC (100%; Sole Member)
Riverline Energy Center, LLC (100%; Sole Member)
Roadrunner La Casa Wind Holdings, LLC (100%; Sole Member)
La Casa Wind, LLC (100%; Sole Member)
Roadrunner Crossing Wind Farm, LLC (100%; Sole Member)
Roadrunner Solar Portfolio Holdings, LLC (100%; Sole Member)
Roadrunner Solar Portfolio, LLC (100%; Sole Member)
Roaring Springs Solar, LLC (100%; Sole Member)
Rock Creek Solar, LLC (100%; Sole Member)
Rocksdrift Energy Center, LLC (100%; Sole Member)
Rodeo Wind Funding, LLC (100%; Sole Member)
Rodeo Wind Holdings, LLC (100%; Sole Member)
Rodeo Wind Class A Holdings, LLC (100%; Sole Member)

Rodeo Wind, LLC (100%; Class A Member)
 Cedar Springs Wind III, LLC (100%; Sole Member)
 Mohave County Wind Farm LLC (100%; Sole Member)
 NextEra Energy Qualified Opportunity Zone Business I, LLC (100%;
 Class B Member)
 Cedar Springs Wind, LLC (100%; Sole Member)
 Roundhouse Renewable Energy, LLC (100%; Sole Member)
Rosales Solar Funding, LLC (99%; Managing Member)
 Rosales Solar Holdings, LLC (100%; Sole Member)
 Dougherty County Solar LLC (100%; Sole Member)
 Grazing Yak Solar, LLC (100%; Sole Member)
 Quitman Solar, LLC (100%; Sole Member)
Rose McKay Wind Funding, LLC (100%; Sole Member)
 Rose McKay Wind Holdings, LLC (100%; Sole Member)
 McKay Wind Class A Holdings, LLC (100%; Sole Member)
 McKay Wind, LLC (5%; Managing Member)
 Crystal Lake Wind Energy II, LLC (100%; Sole Member)
 Endeavor Wind I, LLC (100%; Sole Member)
 Endeavor Wind II, LLC (100%; Sole Member)
 High Lonesome Mesa Wind, LLC (100%; Sole Member)
 High Lonesome Mesa Investments, LLC (100%; Sole Member)
 Rose Wind Class A Holdings, LLC (100%; Sole Member)
 Rose Wind, LLC (100%; Class A Member)
 Cerro Gordo Wind, LLC (100%; Sole Member)
 Jordan Creek Wind Farm LLC (100%; Sole Member)
 Northern Divide Wind, LLC (100%; Sole Member)
 Wheatridge Wind II, LLC (100%; Sole Member)
 Wheatridge Interconnection, LLC (28.17%; Member)
Rosmar Class A Funding, LLC (100%; Sole Member)
 Rosmar Class A Holdings, LLC (100%; Sole Member)
 Rosmar Holdings, LLC (100%; Managing Member)
 Marshall Solar, LLC (100%; Sole Member)
 Roswell Solar, LLC (100%; Sole Member)
 Roswell Solar Holdings, LLC (100%; Sole Member)
Roundhouse Renewable Energy II, LLC (100%; Sole Member)
Roundhouse Renewables Holdings, LLC (100%; Sole Member)
Rush Springs Energy Storage, LLC (100%; Sole Member)
Rush Springs Wind Expansion, LLC (100%; Sole Member)
S4 Funding, LLC (100%; Sole Member)
 S4 Funding Holdings, LLC (100%; Sole Member)
 Silver State South Solar, LLC (50.01%; Member)
 Silver State Solar Power South, LLC (100%; Sole Member)
SIP Management II, LLC (100%; Sole Member)
SIP Management III, LLC (100%; Sole Member)
SIP Management, LLC (100%; Sole Member)
SIP SellCo II, LLC (100%; Sole Member)
SIP SellCo III, LLC (100%; Sole Member)
 Longleaf Solar, LLC (5%; Class B Tax Equity Member)
 White Oak Solar, LLC (100%; Sole Member)
 White Pine Solar, LLC (100%; Sole Member)
SafeGuard Venture Holdings, LLC (100%; Sole Member)
 SafeGuard, LLC (20%; Member)
Saint Energy Storage II, LLC (100%; Sole Member)
Saint Solar II, LLC (100%; Sole Member)
Sand Hill Energy Center, LLC (100%; Sole Member)
Sandy Solar, LLC (100%; Sole Member)
Searcy Solar, LLC (100%; Sole Member)
Sebree Solar II, LLC (100%; Sole Member)

Sebree Solar, LLC (100%; Sole Member)
Sentry Solar, LLC (100%; Sole Member)
Shamrock Wind, LLC (100%; Sole Member)
Sharp Road, LLC (100%)
Shaw Creek Funding, LLC (100%; Sole Member)
 Shaw Creek Solar Holdings, LLC (65.7%; Managing Member)
 Shaw Creek Solar, LLC (100%; Sole Member)
Shaw Creek Investments, LLC (100%; Sole Member)
 Shaw Creek Solar Holdings, LLC (1%; Member)
 Shaw Creek Solar, LLC (100%; Sole Member)
Shellman Solar, LLC (100%; Sole Member)
Silver Maple Wind, LLC (100%; Sole Member)
Silver State South Storage, LLC (100%; Sole Member)
Silverline Energy Center, LLC (100%; Sole Member)
Sioux County Wind Farm Holdings, LLC (100%; Sole Member)
 Sioux County Wind Farm LLC (100%; Sole Member)
Sioux County Wind Holdings, LLC (100%; Sole Member)
Sirius Solar, LLC (100%; Sole Member)
Skeleton Creek Energy Center, LLC (100%; Sole Member)
Sky Ranch Energy Storage, LLC (100%; Sole Member)
Sky Ranch Solar, LLC (100%; Sole Member)
Sky River Wind Holdings, LLC (100%; Sole Member)
 Sky River LLC (100%; Sole Member)
Skylight Solar, LLC (100%; Sole Member)
Solar Holdings SellCo, LLC (100%; Sole Member)
 Adelanto CA I, LLC (100%; Sole Member)
 Adelanto Solar Funding, LLC (49.99%; Managing Member)
 Adelanto Solar Holdings, LLC (100%; Sole Member)
 Adelanto Solar II, LLC (100%; Sole Member)
 Adelanto Solar, LLC (100%; Sole Member)
 McCoy CA I, LLC (100%; Sole Member)
 McCoy Solar Holdings, LLC (49.99%; Managing Member)
 McCoy Solar Funding, LLC (100%; Sole Member)
 McCoy Solar, LLC (100%; Sole Member)
 NextEra Desert Center Blythe, LLC (50%; Member)
Sonoran Solar Energy, LLC (100%; Sole Member)
South East Solar Holdings, LLC (100%; Sole Member)
 Lawrensol Solar, LLC (100%; Sole Member)
 Okolona Solar, LLC (100%; Sole Member)
South Lake Solar, LLC (100%; Sole Member)
South Texas Gen-Tie, LLC (100%; Sole Member)
 Horse Ridge Wind Funding, LLC (100%; Sole Member)
 Horse Ridge Wind Holdings, LLC (100%; Sole Member)
Lone Star Wind Holdings, LLC (100%; Sole Member)
 Lone Star Wind, LLC (100%; Sole Member)
 FPL Energy Post Wind GP, LLC (100%; Sole Member)
 Post Wind Farm LP (1%; General Partner)
 FPL Energy Post Wind LP, LLC (100%; Sole Member)
 Post Wind Farm LP (99%; Limited Partner)
Palmwood Wind Funding, LLC (100%; Sole Member)
 Palmwood Wind Holdings, LLC (100%; Sole Member)
 Palmwood Wind Class A Holdings, LLC (100%; Sole Member)
 Palmwood Wind, LLC (100%; Class A Tax Equity Member)
 Horse Hollow Wind III, LLC (100%; Sole Member)
 Post Wind, LLC (100%; Sole Member)
 Palmwood Wind Portfolio, LLC (100%; Sole Member)
Topaz Wind Funding, LLC (100%; Sole Member)

Topaz Wind Holdings, LLC (100%; Sole Member)
 Topaz Wind Class A Holdings, LLC (100%; Sole Member)
 Topaz Wind, LLC (100%; Class A Tax Equity Member)
 Callahan Wind Divide, LLC (100%; Sole Member)
 Horse Hollow Wind I, LLC (100%; Sole Member)
Southern Grove Solar, LLC (100%; Sole Member)
Southern Tier Energy Center, LLC (100%; Sole Member)
Southland Solar, LLC (100%; Sole Member)
Southwest Wind Funding, LLC (100%; Sole Member)
Spade Run, LLC (100%; Sole Member)
St. Landry Solar, LLC (100%; Sole Member)
St. Mary Solar, LLC (100%; Sole Member)
Stagecoach-Cassatt Solar, LLC (100%; Sole Member)
Stanton Clean Energy, LLC (100%; Sole Member)
Stargrass Funding, LLC (100%; Sole Member)
 Stargrass Holdings, LLC (100%; Sole Member)
Stark Wind, LLC (100%; Sole Member)
Stateline Solar, LLC (100%; Sole Member)
Steel River Solar, LLC (100%; Sole Member)
Sterling Wind Funding, LLC (100%; Sole Member)
 Sterling Wind Holdings, LLC (100%; Sole Member)
 Sterling Wind Class A Holdings, LLC (100%; Sole Member)
 Sterling Wind, LLC (100%; Class A Tax Equity Member)
 Cap Ridge Wind I, LLC (100%; Sole Member)
 Cap Ridge Interconnection, LLC (39%; Managing Member)
 Cap Ridge Wind III, LLC (100%; Sole Member)
 Cap Ridge Interconnection, LLC (34%; Member)
 Cap Ridge Wind IV, LLC (100%; Sole Member)
 Capricorn Bell Interconnection, LLC (50%; Managing Member)
Stetson Renewables Holdings, LLC (100%; Sole Member)
Stockton Springs Energy Center, LLC (100%; Sole Member)
Storey Bend Solar, LLC (100%; Sole Member)
Storey Energy Center, LLC (100%; Sole Member)
Stuttgart Solar Holdings, LLC (100%; Sole Member)
 Stuttgart Solar, LLC (100%; Sole Member)
Sullivan Street Investments, Inc. (100%; Shareholder)
Sumter County Solar, LLC (100%; Sole Member)
Sun Ridge Solar, LLC (100%)
Sunlight Storage II, LLC (100%; Sole Member)
Swamp Fox Solar I, LLC (100%; Sole Member)
Sweetgrass Solar, LLC (100%; Sole Member)
Sycamore Solar, LLC (100%; Sole Member)
TET Holdings, LLC (100%; Sole Member)
Talladega Solar, LLC (100%; Sole Member)
Three Waters Wind Farm Holdings, LLC (100%; Sole Member)
 Three Waters Wind Farm, LLC (100%; Sole Member)
Tilton Heights Energy Center, LLC (100%; Sole Member)
Timberwolf Solar, LLC (100%; Sole Member)
Timberwolf Wind, LLC (100%; Sole Member)
Torreccillas Battery Storage Interconnect, LLC (100%; Sole Member)
Torreccillas Energy Storage, LLC (100%; Sole Member)
Tower Associates, LLC (100%; Sole Member)
Trailblazer Wind Funding, LLC (100%; Sole Member)
 Trailblazer Wind Holdings, LLC (100%; Sole Member)
 Trailblazer Wind Class A Holdings, LLC (100%; Sole Member)
 Trailblazer Wind, LLC (100%; Class A Tax Equity Member)
 Blue Summit II Wind, LLC (100%; Sole Member)

Blue Summit Interconnection, LLC (25%; Member)
 Javelina Wind Holdings III, LLC (100%; Sole Member)
 Torrecillas Wind Energy, LLC (100%; Sole Member)
 Torrecillas Interconnection, LLC (100%; Sole Member)
 Trilby Ranch Solar, LLC (100%; Sole Member)
 Tsuga Pine Wind Holdings, LLC (100%; Sole Member)
 Tsuga Pine Wind, LLC (100%; Sole Member)
 Tuckertown Solar, LLC (100%; Sole Member)
 Turquoise Sky Funding, LLC (100%; Shareholder)
 Turquoise Sky Holdings, LLC (100%; Sole Member)
 Turquoise Sky Class A Holdings, LLC (100%; Sole Member)
 Turquoise Sky, LLC (100%; Class A Member)
 Buena Vista Energy Center, LLC (100%; Sole Member)
 Buena Vista Energy Holdings, LLC (100%; Sole Member)
 Chaves County Solar II, LLC (100%; Sole Member)
 Chaves County Solar II Holdings, LLC (100%; Sole Member)
 Young Wind, LLC (100%; Sole Member)
 Tuscola Solar II, LLC (100%; Sole Member)
 Tuscola Wind III, LLC (100%; Sole Member)
 Two Creeks Energy Storage, LLC (100%; Sole Member)
 Two Creeks Solar Holdings, LLC (100%; Sole Member)
 Two Creeks Solar, LLC (100%; Sole Member)
 Umatilla Depot Solar, LLC (100%; Sole Member)
 Valencia Energy Storage, LLC (100%; Sole Member)
 Valley Farms Solar, LLC (100%; Sole Member)
 Vansycle III Wind, LLC (100%; Sole Member)
 Vaquero TE Portfolio, LLC (100%; Sole Member)
 Vaquero TE Holdings, LLC (100%; Class B Member)
 Vaquero Wind Class A Holdings, LLC (100%; Sole Member)
 Vaquero Wind, LLC (100%; Class A Tax Equity Member)
 Armadillo Flats Wind Project, LLC (100%; Sole Member)
 Bonita Wind, LLC (100%; Sole Member)
 Lorenzo Wind, LLC (100%; Sole Member)
 Wildcat Ranch Wind Project, LLC (100%; Sole Member)
 Vaquero Wind Funding, LLC (100%; Sole Member)
 Vaquero Wind Holdings, LLC (100%; Sole Member)
 Vasco Winds Holdings, LLC (100%; Sole Member)
 Vasco Winds, LLC (100%; Sole Member)
 Victory Renewables, LLC (100%; Sole Member)
 WPP 1993 Holdings, LLC (100%; Sole Member)
 Windpower Partners 1993, LLC (100%; Sole Member)
 Waco Solar, LLC (100%; Sole Member)
 Wadley Solar, LLC (100%; Sole Member)
 Walworth Solar, LLC (100%; Sole Member)
 Washington County Solar, LLC (100%; Sole Member)
 Washington Republic Wind, LLC (100%; Sole Member)
 Water Valley Wind Holdings, LLC (100%; Sole Member)
 Waters Lake Solar, LLC (100%; Sole Member)
 Watkins Glen Wind, LLC (100%; Sole Member)
 Watonga Wind, LLC (100%; Sole Member)
 Waymart Wind II, LLC (100%; Sole Member)
 Weirs Creek Solar, LLC (100%; Sole Member)
 West Fork Wind, LLC (100%; Sole Member)
 West Gardner Solar, LLC (100%; Sole Member)
 West Hills Wind, LLC (100%; Sole Member)
 West Memphis Solar, LLC (100%; Sole Member)
 Western Wind Holdings, LLC (100%; Sole Member)

Wheatbelt Wind, LLC (100%; Sole Member)
Wheatridge Wind Holdings, LLC (100%; Sole Member)
 Swaggart Energy Transmission, LLC (100%; Sole Member)
 Wheatridge East Wind, LLC (100%; Sole Member)
 Wheatridge Interconnection, LLC (64.79%; Managing Member)
 Wheatridge Wind Energy, LLC (100%; Sole Member)
Whiptail-Majestic Portfolio, LLC (100%; Sole Member)
 Whiptail-Majestic Holdings, LLC (100%; Class B Member)
 High Majestic Wind II, LLC (100%; Sole Member)
 High Majestic Interconnection Services, LLC (50%; Member)
 Southwest Wind Class A Holdings, LLC (100%; Sole Member)
 Langdon Wind, LLC (100%; Sole Member)
 Whiptail Wind, LLC (100%; Class A Tax Equity Member)
 Casa Mesa Wind, LLC (100%; Sole Member)
 Casa Mesa Wind Investments, LLC (100%; Sole Member)
 Langdon Renewables, LLC (100%; Sole Member)
 New Mexico Wind, LLC (100%; Sole Member)
 Pacific Power Investments, LLC (100%; Sole Member)
White Mesa Holdings, LLC (100%; Sole Member)
White Rose Blanket, LLC (100%; Sole Member)
Whitehurst Solar, LLC (100%; Sole Member)
Wild Prairie Wind Holdings, LLC (100%; Sole Member)
 Wild Prairie Wind, LLC (100%; Sole Member)
Wildflower Wind Funding, LLC (100%; Sole Member)
 Wildflower Wind Holdings, LLC (100%; Sole Member)
 Wildflower Wind Class A Holdings, LLC (100%; Sole Member)
 Wildflower Wind, LLC (5%; Managing Member)
 Ashtabula Wind I, LLC (100%; Sole Member)
 Wessington Springs Wind, LLC (100%; Sole Member)
 Wilton Wind Energy II, LLC (100%; Sole Member)
 Wildflower Wind Portfolio, LLC (100%; Sole Member)
 Wildflower Wind, LLC (95%; Class A Tax Equity Member)
 Ashtabula Wind I, LLC (100%; Sole Member)
 Wessington Springs Wind, LLC (100%; Sole Member)
 Wilton Wind Energy II, LLC (100%; Sole Member)
Wildwood Solar, LLC (100%; Sole Member)
Wilsonville Solar, LLC (100%; Sole Member)
Wilton Wind IV, LLC (100%; Sole Member)
Winchendon Energy Center, LLC (100%; Sole Member)
Wind Holdings, Inc. (100%; Shareholder)
 NextEra Analytics, Inc. (100%; Shareholder)
Wind TE Holdings, LLC (100%; Sole Member)
 Foxtrot TE Holdings, LLC (100%; Class A Member)
 Foxtrot Wind Class A Holdings, LLC (100%; Sole Member)
 Foxtrot Wind, LLC (100%; Class A Member)
 Blackwell Wind Energy, LLC (100%; Sole Member)
 Crystal Lake Wind Energy III, LLC (100%; Sole Member)
 Minco Wind Energy II, LLC (100%; Sole Member)
 Minco Wind Interconnection Services, LLC (50%; Member)
Horse Ridge TE Holdings, LLC (100%; Class A Member)
 Horse Ridge Wind Class A Holdings, LLC (100%; Sole Member)
 Horse Ridge Wind, LLC (5%; Managing Member)
 Cap Ridge Wind II, LLC (100%; Sole Member)
 Cap Ridge Interconnection, LLC (27%; Member)
 Horse Hollow Wind II, LLC (100%; Sole Member)
 Horse Hollow Wind IV, LLC (100%; Sole Member)
 Horse Ridge Wind Portfolio, LLC (100%; Sole Member)

Horse Ridge Wind, LLC (95%; Class A Tax Equity Member)
 Cap Ridge Wind II, LLC (100%; Sole Member)
 Cap Ridge Interconnection, LLC (27%; Member)
 Horse Hollow Wind II, LLC (100%; Sole Member)
 Horse Hollow Wind IV, LLC (100%; Sole Member)
 Vaquero TE Holdings, LLC (100%; Class A Member)
 Vaquero Wind Class A Holdings, LLC (100%; Sole Member)
 Vaquero Wind, LLC (100%; Class A Tax Equity Member)
 Armadillo Flats Wind Project, LLC (100%; Sole Member)
 Bonita Wind, LLC (100%; Sole Member)
 Lorenzo Wind, LLC (100%; Sole Member)
 Wildcat Ranch Wind Project, LLC (100%; Sole Member)
 Whiptail-Majestic Holdings, LLC (100%; Class A Member)
 High Majestic Wind II, LLC (100%; Sole Member)
 High Majestic Interconnection Services, LLC (50%; Member)
 Southwest Wind Class A Holdings, LLC (100%; Sole Member)
 Langdon Wind, LLC (100%; Sole Member)
 Whiptail Wind, LLC (100%; Class A Tax Equity Member)
 Casa Mesa Wind, LLC (100%; Sole Member)
 Casa Mesa Wind Investments, LLC (100%; Sole Member)
 Langdon Renewables, LLC (100%; Sole Member)
 New Mexico Wind, LLC (100%; Sole Member)
 Pacific Power Investments, LLC (100%; Sole Member)
 Windpower Partners 1994, LLC (100%; Sole Member)
 Wissota Solar, LLC (100%; Sole Member)
 Wisteria Solar, LLC (100%; Sole Member)
 Wooden Horse, LLC (100%; Sole Member)
 Woods Wind Funding, LLC (100%; Sole Member)
 Woods Wind Holdings, LLC (100%; Sole Member)
 FPL Energy Oliver Wind II, LLC (100%; Sole Member)
 Peetz Table Wind Energy, LLC (100%; Sole Member)
 Woods Wind Class A Holdings, LLC (100%; Sole Member)
 Woods Wind, LLC (100%; Class A Tax Equity Member)
 Oklahoma Wind, LLC (100%; Sole Member)
 FPL Energy Oklahoma Wind Finance, LLC (100%; Sole Member)
 Oliver Wind Energy Center II, LLC (100%; Sole Member)
 Peetz Table Wind, LLC (100%; Sole Member)
 Peetz Logan Interconnect, LLC (50%; Managing Member)
 Sooner Wind, LLC (100%; Sole Member)
 Wilton Wind Energy I, LLC (100%; Sole Member)
 Yellow House Solar, LLC (100%; Sole Member)
 Yellow House Wind, LLC (100%; Sole Member)
 Yellow Pine Energy Center I, LLC (100%; Sole Member)
 Yellow Pine Energy Center II, LLC (100%; Sole Member)
 Yellow Pine Solar II, LLC (100%; Sole Member)
 Yellow Pine Solar Interconnect, LLC (50%; Member)
 Yellow Pine Solar III, LLC (100%; Sole Member)
 York Energy Center, LLC (100%; Sole Member)
 Young Wind Holdings, LLC (100%; Sole Member)
 Zion Solar, LLC (100%; Sole Member)
 FPL Group International, Inc. (100%; Shareholder)
 High Ground Investments, LLC (100%; Sole Member)
 NextEra Energy Global Holdings Cooperatieve U.A. (100%; Member)
 NextEra Energy Global Holdings B.V. (100%; Shareholder)
 NextEra Energy Canada Holdings B.V. (100%; Shareholder)
 NextEra Energy Canada GP, LLC (100%; Sole Member)
 NextEra Energy Canada, LP (0.0001%; General Partner)

Aquilo Holdings LP, ULC (100%; Shareholder)
Aquilo LP, ULC (100%; Shareholder)
Mount Copper, LP (99.99%; Limited Partner)
Pubnico Point GP, Inc. (100%; Shareholder)
Pubnico Point, LP (0.01%; General Partner)
Pubnico Point Wind Farm Inc. (100%; Shareholder)
Pubnico Point, LP (99.99%; Limited Partner)
Battersea Solar GP, Inc. (100%; Shareholder)
Battersea Solar, LP (0.0001%; General Partner)
Battersea Solar LP, ULC (100%; Shareholder)
Battersea Solar, LP (89.9999%; Limited Partner)
Buffalo Trail Solar GP, Inc. (100%; Shareholder)
Buffalo Trail Solar, LP (0.0001%; General Partner)
Buffalo Trail Solar LP, ULC (100%; Shareholder)
Buffalo Trail Solar, LP (99.9999%; Limited Partner)
Clarabelle I Solar GP, Inc. (100%; Shareholder)
Clarabelle I Solar, LP (0.0001%; General Partner)
Clarabelle I Solar LP, ULC (100%; Shareholder)
Clarabelle I Solar, LP (89.9999%; Limited Partner)
Clarabelle II Solar LP, ULC (100%; Shareholder)
Clarabelle II Solar, LP (89.9999%; Limited Partner)
Clarabelle II Solar GP, Inc. (100%; Shareholder)
Clarabelle II Solar, LP (0.0001%; General Partner)
Clarabelle III Solar GP, Inc. (100%; Shareholder)
Clarabelle III Solar, LP (0.0001%; General Partner)
Clarabelle III Solar LP, ULC (100%; Shareholder)
Clarabelle III Solar, LP (99.9999%; Limited Partner)
Cordukes Solar GP, Inc. (100%; Shareholder)
Cordukes Solar, LP (0.0001%; General Partner)
Cordukes Solar LP, ULC (100%; Shareholder)
Cordukes Solar, LP (89.9999%; Limited Partner)
Costigan Wind GP, Inc. (100%; Shareholder)
Costigan Wind LP, ULC (100%; Shareholder)
Costigan Wind, LP (99.9999%; Limited Partner)
Elmira Energy Storage GP, LLC (100%; Sole Member)
Elmira Energy Storage GP, ULC (100%; Shareholder)
Elmira Energy Storage, LP (0.0001%; General Partner)
Elmira Energy Storage LP, ULC (100%; Shareholder)
Elmira Energy Storage, LP (99.9999%; Limited Partner)
Elmsthorpe Wind GP, Inc. (100%; Shareholder)
Elmsthorpe Wind, LP (0.0001%; General Partner)
Elmsthorpe Wind LP, ULC (100%; Shareholder)
Elmsthorpe Wind, LP (99.9999%; Limited Partner)
Ghost Pine Energy Storage GP, Inc. (100%; Shareholder)
Ghost Pine Energy Storage, LP (0.0001%; General Partner)
Ghost Pine Energy Storage LP, ULC (100%; Shareholder)
Ghost Pine Energy Storage, LP (99.9999%; Limited Partner)
Glenridge Wind GP, Inc. (100%; Shareholder)
Glenridge Wind, LP (0.0001%; General Partner)
Glenridge Wind LP, ULC (100%; Shareholder)
Glenridge Wind, LP (99.9999%; Limited Partner)
Hardy Creek Wind GP, Inc. (100%; Shareholder)
Hardy Creek Wind, LP (0.0001%; General Partner)
Hardy Creek Wind, ULC (100%; Shareholder)
Hardy Creek Wind, LP (89.9999%; Limited Partner)
Heritage Wind GP, Inc. (100%; Shareholder)
Heritage Wind, LP (0.0001%; General Partner)

Heritage Wind LP, ULC (100%; Shareholder)
 Heritage Wind, LP (99.9999%; Limited Partner)
 High Hills Wind GP, Inc. (100%; Shareholder)
 High Hills Wind, LP (0.0001%; General Partner)
 High Hills Wind LP, ULC (100%; Shareholder)
 High Hills Wind, LP (99.9999%; Limited Partner)
 Kitscoty Wind GP, Inc. (100%; Shareholder)
 Kitscoty Wind, LP (0.0001%; General Partner)
 Kitscoty Wind LP, ULC (100%; Shareholder)
 Kitscoty Wind, LP (99.9999%; Limited Partner)
 Living Skies Solar 10 GP, Inc. (100%; Shareholder)
 Living Skies Solar 10, LP (0.0001%; General Partner)
 Living Skies Solar 10 LP, ULC (100%; Shareholder)
 Living Skies Solar 10, LP (99.9999%; Limited Partner)
 McAdam Wind GP, Inc. (100%; Shareholder)
 McAdam Wind LP, ULC (100%; Shareholder)
 McAdam Wind, LP (99.9999%; Limited Partner)
 Minudie Wind GP, Inc. (100%; Shareholder)
 Minudie Wind, LP (0.0001%; General Partner)
 Minudie Wind LP, ULC (100%; Shareholder)
 Minudie Wind, LP (99.9999%; Limited Partner)
 Mount Copper GP, Inc. (100%; Shareholder)
 Mount Copper, LP (0.01%; General Partner)
 NextEra Energy Canada Storage GP, Inc. (100%; Shareholder)
 NextEra Energy Canada Storage, LP (0.0001%; General Partner)
 NextEra Energy Canada Storage LP, ULC (100%; Shareholder)
 NextEra Energy Canada Storage, LP (99.9999%; Limited Partner)
 NextEra Energy Canadian Holdings, ULC (100%; Shareholder)
 Bornish Wind BC Holdings, ULC (100%; Shareholder)
 Bornish Wind Funding GP, LLC (100%; Sole Member)
 Bornish Wind Funding GP, ULC (100%; Shareholder)
 Bornish Wind Funding, LP (0.0001%; General Partner)
 Bornish Wind GP, LLC (100%; Sole Member)
 Bornish Wind GP, ULC (100%; Shareholder)
 Bornish Wind, LP (0.01%; General Partner)
 Bornish Wind, LP (99.99%; Limited Partner)
 Bornish Wind Funding, LP (99.9999%; Limited Partner)
 Bornish Wind GP, LLC (100%; Sole Member)
 Bornish Wind GP, ULC (100%; Shareholder)
 Bornish Wind, LP (0.01%; General Partner)
 Bornish Wind, LP (99.99%; Limited Partner)
 CP II CAD Holdings LP GP, LLC (100%; Sole Member)
 CP II Holdings LP GP, ULC (100%; Shareholder)
 CP II Holdings, LP (0.0001%; General Partner)
 CP II Funding GP, LLC (100%; Sole Member)
 CP II Funding GP, ULC (100%; Shareholder)
 CP II Funding, LP (0.0001%; General Partner)
 Cedar Point II Limited Partnership (49.995%; Limited Partner)
 CP II Holdings LP, ULC (100%; Shareholder)
 CP II Funding, LP (99.9999%; Limited Partner)
 Cedar Point II Limited Partnership (49.995%; Limited Partner)
 CP II Holdings GP, Inc. (100%; Shareholder)
 Cedar Point II GP Inc. (50%; Shareholder)
 Cedar Point II Limited Partnership (0.01%; General Partner)
 CP II Holdings, LP (99.9999%; Limited Partner)
 CP II Funding GP, LLC (100%; Sole Member)

CP II Funding GP, ULC (100%; Shareholder)
 CP II Funding, LP (0.0001%; General Partner)
 Cedar Point II Limited Partnership (49.995%; Limited Partner)
CP II Holdings LP, ULC (100%; Shareholder)
 CP II Funding, LP (99.9999%; Limited Partner)
 Cedar Point II Limited Partnership (49.995%; Limited Partner)
East Durham Wind BC Holdings, ULC (100%; Shareholder)
 East Durham Wind Funding GP, LLC (100%; Sole Member)
 East Durham Wind Funding GP, ULC (100%; Shareholder)
 East Durham Wind Funding, LP (0.0001%; General Partner)
 East Durham Wind GP, LLC (100%; Sole Member)
 East Durham Wind GP, ULC (100%; Shareholder)
 East Durham Wind, LP (0.0001%; General Partner)
 East Durham Wind, LP (99.9999%; Limited Partner)
 East Durham Wind Funding, LP (99.9999%; Limited Partner)
 East Durham Wind GP, LLC (100%; Sole Member)
 East Durham Wind GP, ULC (100%; Shareholder)
 East Durham Wind, LP (0.0001%; General Partner)
 East Durham Wind, LP (99.9999%; Limited Partner)
Goshen Wind BC Holdings, ULC (100%; Shareholder)
 Goshen Wind Funding GP, LLC (100%; Sole Member)
 Goshen Wind Funding GP, ULC (100%; Shareholder)
 Goshen Wind Funding, LP (0.0001%; General Partner)
 Goshen Wind GP, LLC (100%; Sole Member)
 Goshen Wind GP, ULC (100%; Shareholder)
 Goshen Wind, LP (0.0001%; General Partner)
 Goshen Wind, LP (99.9999%; Limited Partner)
 Goshen Wind Funding, LP (99.9999%; Limited Partner)
 Goshen Wind GP, LLC (100%; Sole Member)
 Goshen Wind GP, ULC (100%; Shareholder)
 Goshen Wind, LP (0.0001%; General Partner)
 Goshen Wind, LP (99.9999%; Limited Partner)
Kerwood Wind BC Holdings, ULC (100%; Shareholder)
 Kerwood Wind Funding GP, LLC (100%; Sole Member)
 Kerwood Wind Funding GP, ULC (100%; Shareholder)
 Kerwood Wind Funding, LP (0.0001%; General Partner)
 Kerwood Wind GP, LLC (100%; Sole Member)
 Kerwood Wind GP, ULC (100%; Shareholder)
 Kerwood Wind, LP (0.0001%; General Partner)
 Kerwood Wind, LP (99.9999%; Limited Partner)
 Kerwood Wind Funding, LP (99.9999%; Limited Partner)
 Kerwood Wind GP, LLC (100%; Sole Member)
 Kerwood Wind GP, ULC (100%; Shareholder)
 Kerwood Wind, LP (0.0001%; General Partner)
 Kerwood Wind, LP (99.9999%; Limited Partner)
Mount Miller Holdings GP, LLC (100%; Sole Member)
 Mount Miller Holdings GP, ULC (100%; Shareholder)
 Mount Miller Holdings II, LP (0.0001%; General Partner)
 Mount Miller Holdco, LLC (100%; Sole Member)
 Mount Miller Holdco, ULC (100%; Shareholder)
 4263766 Canada Inc. (100%; Shareholder)
 Mount Miller GP, ULC (100%; Shareholder)
 Mount Miller Wind Energy Limited Partnership (0.01%; General Partner)
 Mount Miller GP, ULC (100%; Shareholder)
 Mount Miller Wind Energy Limited Partnership (0.01%;

General Partner)

Mount Miller Wind Energy Limited Partnership (99.99%; Limited Partner)

Mount Miller Wind Energy Limited Partnership (Limited Partner)

Mount Miller Holdings II, LP (99.9999%; Limited Partner)

Mount Miller Holdco, LLC (100%; Sole Member)

Mount Miller Holdco, ULC (100%; Shareholder)

4263766 Canada Inc. (100%; Shareholder)

Mount Miller GP, ULC (100%; Shareholder)

Mount Miller Wind Energy Limited Partnership (0.01%; General Partner)

Mount Miller GP, ULC (100%; Shareholder)

Mount Miller Wind Energy Limited Partnership (0.01%; General Partner)

Mount Miller Wind Energy Limited Partnership (99.99%; Limited Partner)

Mount Miller Wind Energy Limited Partnership (Limited Partner)

NECD Holdings, LP (99.9999%; Limited Partner)

NextEra Canada Development, LP (99.9999%; Limited Partner)

NextEra Canada Constructors, LLC (100%; Sole Member)

NextEra Canada Constructors GP, ULC (100%; Shareholder)

NextEra Canada Constructors, LP (0.0001%; General Partner)

NextEra Canada Constructors, LP (99.9999%; Limited Partner)

NextEra Canada Development GP, LLC (100%; Sole Member)

NextEra Canada Development GP, ULC (100%; Shareholder)

NECD Holdings, LP (0.0001%; General Partner)

NextEra Canada Development, LP (99.9999%; Limited Partner)

NextEra Canada Development, LP (0.0001%; General Partner)

NextEra Canadian IP, Inc. (100%; Shareholder)

NextEra Energy Canada Equipment, ULC (100%; Shareholder)

Fortuna GP, LLC (100%; Sole Member)

Fortuna GP, ULC (100%; Shareholder)

Ghost Pine Windfarm, LP (0.01%; General Partner)

Ghost Pine Windfarm, LP (99.99%; Limited Partner)

NextEra Energy Canadian Operating Services, Inc. (100%; Shareholder)

NextEra Energy Equity Partners, LP (100%; Limited Partner)

NextEra Energy Operating Partners, LP (100%; Limited Partner)

NextEra Energy US Partners Holdings, LLC (100%; Sole Member)

GR Bage (NEP), LLC (100%; Sole Member)

Genesis Purchaser Holdings, LLC (100%; Sole Member)

Genesis Purchaser, LLC (100%; Sole Member)

Genesis Solar Funding Holdings, LLC (100%; Sole Member)

Genesis Solar Funding, LLC (100%; Sole Member)

Genesis Solar Holdings, LLC (100%; Class A Tax Equity Member)

Elk City Wind, LLC (100%; Sole Member)

Genesis Solar, LLC (100%; Sole Member)

NextEra Desert Center Blythe, LLC (50%; Member)

Golden Plains Class A Holdings, LLC (100%; Sole Member)

Golden Plains, LLC (100%; Class A Member)

Baldwin Wind Energy, LLC (100%; Sole Member)

Northern Colorado Wind Energy Center II, LLC (100%; Sole Member)

Northern Colorado Interconnect, LLC (12.9%; Member)

Northern Colorado Wind Energy Center, LLC (100%;

Sole Member)
 Northern Colorado Interconnect, LLC (87.1%;
 Managing Member)
 Wilmot Energy Center, LLC (100%; Sole Member)
 Pine Brooke Class A Holdings, LLC (40%; Member)
 Pine Brooke, LLC (100%; Class A Tax Equity Member)
 Blue Summit III Wind, LLC (100%; Sole Member)
 Blue Summit Interconnection, LLC (25%; Member)
 Harmony Florida Solar, LLC (100%; Sole Member)
 Ponderosa Wind, LLC (100%; Sole Member)
 Saint Solar, LLC (100%; Sole Member)
 Sanford Airport Solar, LLC (100%; Sole Member)
 Soldier Creek Wind, LLC (100%; Sole Member)
 Taylor Creek Solar, LLC (100%; Sole Member)
 NextEra Energy Partners Acquisitions, LLC (100%; Sole Member)
 Baldwin Wind, LLC (100%; Sole Member)
 Bayhawk Wind Portfolio, LLC (100%; Sole Member)
 Bayhawk Wind Holdings, LLC (100%; Sole Member)
 Bayhawk Wind, LLC (100%; Class A Member)
 Cedar Bluff Wind, LLC (100%; Sole Member)
 Golden Hills Wind, LLC (100%; Sole Member)
 Golden Hills Interconnection, LLC (67.6%; Managing
 Member)
 Coram Portfolio II, LLC (100%; Sole Member)
 Tusk Wind Holdings V, LLC (100%; Sole Member)
 RET Coram Tehachapi Wind GP, LLC (100%; Sole Member)
 Coram California Development, L.P. (0.01%; General
 Partner)
 RET Tehachapi Wind Development, LLC (100%; Sole Member)
 Coram California Development, L.P. (99.99%; Limited
 Partner)
 Coram Portfolio, LLC (100%; Sole Member)
 Tusk Wind Holdings IV, LLC (100%; Sole Member)
 Coram Energy LLC (100%; Sole Member)
 Coram Tehachapi, LLC (100%; Sole Member)
 HW CA Holdings, LLC (100%; Member)
 High Winds, LLC (100%; Sole Member)
 Javelina Wind Funding, LLC (100%; Sole Member)
 Javelina Wind Energy Holdings, LLC (100%; Class A Tax
 Equity Member)
 Javelina Wind Energy, LLC (100%; Sole Member)
 Javelina Interconnection, LLC (55%; Managing Member)
 Mammoth Plains Wind Project Holdings, LLC (100%; Sole
 Member)
 Mammoth Plains Wind Project, LLC (100%; Class A Member)
 Meadowlark Wind, LLC (100%; Sole Member)
 NEP Renewables Holdings II, LLC (100%; Sole Member)
 NEP Renewables II, LLC (100%; Managing Member)
 Ashtabula Wind II, LLC (100%; Sole Member)
 Ashtabula Wind III, LLC (100%; Sole Member)
 FPL Energy Vansycle L.L.C. (100%; Sole Member)
 Garden Wind, LLC (100%; Sole Member)
 Perrin Ranch Wind, LLC (100%; Sole Member)
 Rosmar Portfolio, LLC (100%; Sole Member)
 Rosmar Holdings, LLC (100%; Member)
 Marshall Solar, LLC (100%; Sole Member)
 Roswell Solar, LLC (100%; Sole Member)
 Roswell Solar Holdings, LLC (100%; Sole Member)

SSSS Holdings, LLC (100%; Sole Member)
 Silver State South Solar, LLC (49.99%; Managing Member)
 Silver State Solar Power South, LLC (100%; Sole Member)
Tuscola Bay Wind, LLC (100%; Sole Member)
White Oak Energy Holdings, LLC (100%; Sole Member)
 White Oak Energy LLC (100%; Sole Member)
NEP Renewables Holdings III, LLC (100%; Sole Member)
 NEP Renewables III, LLC (50%; Class B Member)
 Star Moon Holdings, LLC (100%; Class A Member)
 Moonlight Bay Class A Holdings, LLC (100%; Sole Member)
 Moonlight Bay Renewables, LLC (100%; Class A Member)
 Dodge Flat Solar, LLC (100%; Sole Member)
 Elora Solar, LLC (100%; Sole Member)
 Fish Springs Ranch Solar, LLC (100%; Sole Member)
 Little Blue Wind Project, LLC (100%; Sole Member)
 Minco Wind Energy III, LLC (100%; Sole Member)
 Minco IV & V Interconnection, LLC (27.04%;
 Managing Member)
 White Mesa Wind, LLC (100%; Sole Member)
 Stargrass Class A Holdings, LLC (100%; Sole Member)
 Stargrass, LLC (100%; Class A Member)
 Borderlands Wind, LLC (100%; Sole Member)
 Borderlands Wind Holdings, LLC (100%; Sole Member)
 Cool Springs Solar, LLC (100%; Sole Member)
 Ensign Wind Energy, LLC (100%; Sole Member)
 Hubbard Wind, LLC (100%; Sole Member)
 Irish Creek Wind, LLC (100%; Sole Member)
 Quinebaug Solar, LLC (100%; Sole Member)
 Quitman II Solar, LLC (100%; Sole Member)
 NEP Renewables III, LLC (100%; Class A Member)
 Star Moon Holdings, LLC (100%; Class A Member)
 Moonlight Bay Class A Holdings, LLC (100%; Sole Member)
 Moonlight Bay Renewables, LLC (100%; Class A Member)
 Dodge Flat Solar, LLC (100%; Sole Member)
 Elora Solar, LLC (100%; Sole Member)
 Fish Springs Ranch Solar, LLC (100%; Sole Member)
 Little Blue Wind Project, LLC (100%; Sole Member)
 Minco Wind Energy III, LLC (100%; Sole Member)
 Minco IV & V Interconnection, LLC (27.04%;
 Managing Member)
 White Mesa Wind, LLC (100%; Sole Member)
 Stargrass Class A Holdings, LLC (100%; Sole Member)
 Stargrass, LLC (100%; Class A Member)
 Borderlands Wind, LLC (100%; Sole Member)
 Borderlands Wind Holdings, LLC (100%; Sole Member)
 Cool Springs Solar, LLC (100%; Sole Member)
 Ensign Wind Energy, LLC (100%; Sole Member)
 Hubbard Wind, LLC (100%; Sole Member)
 Irish Creek Wind, LLC (100%; Sole Member)
 Quinebaug Solar, LLC (100%; Sole Member)
 Quitman II Solar, LLC (100%; Sole Member)
NEP Renewables Holdings IV, LLC (100%; Sole Member)
 NEP Renewables IV, LLC (100%; Class A Member)
 Alta Wind Portfolio, LLC (100%; Sole Member)
 Tusk Wind Holdings, LLC (100%; Sole Member)
 Alta Wind VIII, LLC (100%; Sole Member)
 Dogwood Wind Holdings, LLC (100%; Sole Member)

Dogwood Wind, LLC (100%; Class A Tax Equity Member)
 Oliver Wind III, LLC (100%; Sole Member)
 Osborn Wind Energy, LLC (100%; Sole Member)
 Elk City Sholes Holdings, LLC (100%; Class B Member)
 Elk City II Wind Funding, LLC (100%; Sole Member)
 Southwest Wind, LLC (100%; Class A Tax Equity Member)
 Elk City Renewables II, LLC (100%; Sole Member)
 Sholes Wind Funding, LLC (100%; Sole Member)
 Sholes Wind Class A Holdings, LLC (100%; Sole Member)
 Sholes Wind, LLC (100%; Class A Member)
 Emerald Breeze Holdings, LLC (100%; Class A Member)
 Emerald Breeze Class A Holdings, LLC (100%; Sole Member)
 Emerald Breeze, LLC (100%; Class A Member)
 Appaloosa Run Wind, LLC (100%; Sole Member)
 Great Prairie Wind, LLC (100%; Sole Member)
 Yellow Pine Solar, LLC (100%; Sole Member)
 Yellow Pine Solar Interconnect, LLC (50%; Managing Member)
 Golden West Wind Holdings, LLC (100%; Sole Member)
 Golden West Power Partners, LLC (100%; Class A Tax Equity Member)
 Nokota Wind Holdings, LLC (100%; Sole Member)
 Nokota Wind, LLC (100%; Class A Tax Equity Member)
 Brady Wind II, LLC (100%; Sole Member)
 Brady Interconnection, LLC (50%; Member)
 Brady Wind, LLC (100%; Sole Member)
 Brady Interconnection, LLC (50%; Managing Member)
 Sac County Wind Holdings, LLC (100%; Class B Member)
 Sac County Wind Class A Holdings, LLC (100%; Class A Member)
 Sac County Wind, LLC (100%; Class A Member)
 NEP Renewables IV, LLC (31.2%; Class B Member)
 Alta Wind Portfolio, LLC (100%; Sole Member)
 Tusk Wind Holdings, LLC (100%; Sole Member)
 Alta Wind VIII, LLC (100%; Sole Member)
 Dogwood Wind Holdings, LLC (100%; Sole Member)
 Dogwood Wind, LLC (100%; Class A Tax Equity Member)
 Oliver Wind III, LLC (100%; Sole Member)
 Osborn Wind Energy, LLC (100%; Sole Member)
 Elk City Sholes Holdings, LLC (100%; Class B Member)
 Elk City II Wind Funding, LLC (100%; Sole Member)
 Southwest Wind, LLC (100%; Class A Tax Equity Member)
 Elk City Renewables II, LLC (100%; Sole Member)
 Sholes Wind Funding, LLC (100%; Sole Member)
 Sholes Wind Class A Holdings, LLC (100%; Sole Member)
 Sholes Wind, LLC (100%; Class A Member)
 Emerald Breeze Holdings, LLC (100%; Class A Member)
 Emerald Breeze Class A Holdings, LLC (100%; Sole Member)
 Emerald Breeze, LLC (100%; Class A Member)
 Appaloosa Run Wind, LLC (100%; Sole Member)
 Great Prairie Wind, LLC (100%; Sole Member)
 Yellow Pine Solar, LLC (100%; Sole Member)
 Yellow Pine Solar Interconnect, LLC (50%; Managing Member)
 Golden West Wind Holdings, LLC (100%; Sole Member)
 Golden West Power Partners, LLC (100%; Class A Tax

Equity Member)

Nokota Wind Holdings, LLC (100%; Sole Member)

Nokota Wind, LLC (100%; Class A Tax Equity Member)

Brady Wind II, LLC (100%; Sole Member)

Brady Interconnection, LLC (50%; Member)

Brady Wind, LLC (100%; Sole Member)

Brady Interconnection, LLC (50%; Managing Member)

Sac County Wind Holdings, LLC (100%; Class B Member)

Sac County Wind Class A Holdings, LLC (100%; Class A Member)

Sac County Wind, LLC (100%; Class A Member)

NEP Renewables Holdings, LLC (100%; Sole Member)

NEP Renewables, LLC (100%; Sole Member)

Breckinridge Wind Class A Holdings, LLC (100%; Sole Member)

Breckinridge Wind Project, LLC (100%; Class A Tax Equity Member)

Carousel Wind Holdings, LLC (100%; Sole Member)

Carousel Wind Farm, LLC (100%; Class A Tax Equity Member)

Monarch Wind Holdings, LLC (100%; Sole Member)

Monarch Wind, LLC (100%; Class A Tax Equity Member)

Javelina Wind Holdings II, LLC (100%; Sole Member)

Javelina Wind Energy II, LLC (100%; Sole Member)

Javelina Interconnection, LLC (45%; Member)

Rush Springs Wind Energy, LLC (100%; Sole Member)

Mountain View Solar Holdings, LLC (100%; Sole Member)

Mountain View Solar, LLC (100%; Sole Member)

Pacific Plains Wind Class A Holdings, LLC (100%; Sole Member)

Pacific Plains Wind, LLC (100%; Class A Tax Equity Member)

Cottonwood Wind Project Holdings, LLC (100%; Sole Member)

Cottonwood Wind Project, LLC (100%; Sole Member)

Golden Hills North Wind, LLC (100%; Sole Member)

Golden Hills Interconnection, LLC (32.4%; Member)

NextEra Energy Bluff Point, LLC (100%; Sole Member)

NextEra Desert Sunlight Holdings, LLC (99.8%; Member)

Desert Sunlight Investment Holdings, LLC (50%; Managing Member)

Desert Sunlight Holdings, LLC (100%; Sole Member)

Desert Sunlight 250, LLC (100%; Sole Member)

Desert Sunlight 300, LLC (100%; Sole Member)

Nutmeg Solar Holdings, LLC (33.3%; Member)

Nutmeg Solar, LLC (100%; Sole Member)

Palomino Wind Holdings, LLC (100%; Sole Member)

Palomino Wind, LLC (100%; Class A Tax Equity Member)

Kingman Wind Energy I, LLC (100%; Sole Member)

Kingman Wind Energy II, LLC (100%; Sole Member)

Prairie View Wind Holdings, LLC (100%; Sole Member)

Ninnescah Wind Energy LLC (100%; Sole Member)

Sac County Wind Holdings, LLC (100%; Class A Member)

Sac County Wind Class A Holdings, LLC (100%; Class A Member)

Sac County Wind, LLC (100%; Class A Member)

Seiling Wind Investments, LLC (100%; Sole Member)

Seiling Wind Holdings, LLC (100%; Sole Member)

Seiling Wind Portfolio, LLC (100%; Class A Tax Equity

Member)

- Seiling Wind II, LLC** (100%; Sole Member)
- Seiling Wind Interconnection Services, LLC** (33%; Member)
- Seiling Wind, LLC** (100%; Sole Member)
- Seiling Wind Interconnection Services, LLC** (67%; Managing Member)
- Shaw Creek Solar Holdings, LLC** (33.3%; Member)
- Shaw Creek Solar, LLC** (100%; Sole Member)
- Solar Holdings Portfolio 12, LLC** (100%; Class C Member)
- DG Portfolio 2019 Holdings, LLC** (100%; Sole Member)
- DG Portfolio 2019, LLC** (100%; Sole Member)
- DG Amaze, LLC** (100%; Sole Member)
- DG California Solar, LLC** (100%; Sole Member)
- DG Colorado Solar, LLC** (100%; Sole Member)
- DG LF Solar, LLC** (100%; Sole Member)
- DG Minnesota CSG 1, LLC** (100%; Sole Member)
- DG Minnesota CSG, LLC** (100%; Sole Member)
- DG New Jersey Solar, LLC** (100%; Sole Member)
- DG New York Solar, LLC** (100%; Sole Member)
- DG Northeast Solar, LLC** (100%; Sole Member)
- DG SUNY Solar 1, LLC** (100%; Sole Member)
- DG Southwest Solar Portfolio 2019, LLC** (100%; Sole Member)
- HL Solar LLC** (100%; Sole Member)
- DG Waipio, LLC** (100%)
- Pacific Energy Solutions LLC** (100%; Sole Member)
- W2 Solar Holdings, LLC** (100%; Sole Member)
- Sierra Solar Funding, LLC** (100%; Sole Member)
- Sierra Solar Holdings, LLC** (100%; Sole Member)
- Westside Solar, LLC** (100%; Sole Member)
- Whitney Point Solar, LLC** (100%; Sole Member)
- Southwest Solar Holdings, LLC** (100%; Member)
- Hatch Solar Energy Center I LLC** (100%; Sole Member)
- Sunlight Renewables Holdings, LLC** (100%; Class A Member)
- Sunlight Renewables Class A Holdings, LLC** (100%; Sole Member)
- Sunlight Renewables, LLC** (100%; Class A Member)
- Sunlight Storage, LLC** (100%; Sole Member)
- Windstar Portfolio, LLC** (100%; Sole Member)
- Tusk Wind Holdings II, LLC** (100%)
- Windstar Energy, LLC** (100%; Sole Member)
- NextEra Energy Partners Constructors, LLC** (100%; Sole Member)
- NextEra Energy Partners Solar Acquisitions, LLC** (100%; Sole Member)
- Adelanto CA II, LLC** (100%; Sole Member)
- Adelanto Solar Funding, LLC** (50.01%; Member)
- Adelanto Solar Holdings, LLC** (100%; Sole Member)
- Adelanto Solar II, LLC** (100%; Sole Member)
- Adelanto Solar, LLC** (100%; Sole Member)
- McCoy CA II, LLC** (100%; Sole Member)
- McCoy Solar Holdings, LLC** (50.01%; Member)
- McCoy Solar Funding, LLC** (100%; Sole Member)
- McCoy Solar, LLC** (100%; Sole Member)
- NextEra Desert Center Blythe, LLC** (50%; Member)
- NextEra Energy Partners Ventures, LLC** (100%; Sole Member)
- NEP DC Holdings, LLC** (100%; Sole Member)
- Dos Caminos, LLC** (50%; Member)

NET Holdings Management, LLC (100%; Sole Member)
NextEra Energy Partners Pipelines Holdings, LLC (100%; Sole Member)
NextEra Energy Partners Pipelines, LLC (100%; Managing Member)
Meade Pipeline Investment Holdings, LLC (100%; Sole Member)
Meade Pipeline Investment, LLC (100%; Sole Member)
Meade Pipeline Co LLC (75%; Managing Member)
Redwood Meade Pipeline, LLC (100%; Sole Member)
Redwood Midstream, LLC (90%; Managing Member)
Redwood Meade Midstream MPC, LLC (100%; Sole Member)
Meade Pipeline Co LLC (15%; Member)
River Road Interests LLC (100%; Sole Member)
Meade Pipeline Co LLC (10%; Member)
Redwood Midstream, LLC (10%; Member)
Redwood Meade Midstream MPC, LLC (100%; Sole Member)
Meade Pipeline Co LLC (15%; Member)
River Road Interests LLC (100%; Sole Member)
Meade Pipeline Co LLC (10%; Member)
South Texas Midstream Holdings, LLC (100%; Sole Member)
South Texas Midstream, LLC (100%; Class A Member)
NET Midstream, LLC (100%; Sole Member)
NET General Partners, LLC (100%; Sole Member)
Eagle Ford Midstream, LP (0.1%; General Partner)
LaSalle Pipeline, LP (0.1%; General Partner)
Mission Natural Gas Company, LP (0.1%; General Partner)
Mission Valley Pipeline Company, LP (0.1%; General Partner)
NET Mexico Pipeline, LP (0.1%; General Partner)
NET Mexico Pipeline Partners, LLC (90%; Member)
Red Gate Pipeline, LP (0.1%; General Partner)
South Shore Pipeline L.P. (0.1%; General Partner)
NET Pipeline Holdings LLC (100%; Sole Member)
Eagle Ford Midstream, LP (99.9%; Limited Partner)
LaSalle Pipeline, LP (99.9%; Limited Partner)
Mission Natural Gas Company, LP (99.9%; Limited Partner)
Mission Valley Pipeline Company, LP (99.9%; Limited Partner)
NET Mexico Pipeline, LP (99.9%; Limited Partner)
NET Mexico Pipeline Partners, LLC (90%; Member)
Red Gate Pipeline, LP (99.9%; Limited Partner)
South Shore Pipeline L.P. (99.9%; Limited Partner)
Northern Colorado Wind Energy, LLC (100%; Sole Member)
Palo Duro Wind Portfolio, LLC (100%; Sole Member)
Palo Duro Wind Project Holdings, LLC (100%; Sole Member)
Palo Duro Wind Energy, LLC (100%; Class A Tax Equity Member)
Palo Duro Wind Interconnection Services, LLC (88%; Managing Member)
Shafter Solar Portfolio, LLC (100%; Sole Member)
Shafter Solar Holdings, LLC (100%; Sole Member)
Shafter Solar, LLC (100%; Sole Member)
Tusk Wind Holdings III, LLC (100%; Sole Member)
Granite Reliable Power, LLC (100%; Sole Member)
NextEra Energy Operating Partners, LP (100%; Limited Partner)

NextEra Energy US Partners Holdings, LLC (100%; Sole Member)
GR Bage (NEP), LLC (100%; Sole Member)
Genesis Purchaser Holdings, LLC (100%; Sole Member)
Genesis Purchaser, LLC (100%; Sole Member)
Genesis Solar Funding Holdings, LLC (100%; Sole Member)
Genesis Solar Funding, LLC (100%; Sole Member)
Genesis Solar Holdings, LLC (100%; Class A Tax Equity Member)
Elk City Wind, LLC (100%; Sole Member)
Genesis Solar, LLC (100%; Sole Member)
NextEra Desert Center Blythe, LLC (50%; Member)
Golden Plains Class A Holdings, LLC (100%; Sole Member)
Golden Plains, LLC (100%; Class A Member)
Baldwin Wind Energy, LLC (100%; Sole Member)
Northern Colorado Wind Energy Center II, LLC (100%; Sole Member)
Northern Colorado Interconnect, LLC (12.9%; Member)
Northern Colorado Wind Energy Center, LLC (100%; Sole Member)
Northern Colorado Interconnect, LLC (87.1%; Managing Member)
Wilmot Energy Center, LLC (100%; Sole Member)
Pine Brooke Class A Holdings, LLC (40%; Member)
Pine Brooke, LLC (100%; Class A Tax Equity Member)
Blue Summit III Wind, LLC (100%; Sole Member)
Blue Summit Interconnection, LLC (25%; Member)
Harmony Florida Solar, LLC (100%; Sole Member)
Ponderosa Wind, LLC (100%; Sole Member)
Saint Solar, LLC (100%; Sole Member)
Sanford Airport Solar, LLC (100%; Sole Member)
Soldier Creek Wind, LLC (100%; Sole Member)
Taylor Creek Solar, LLC (100%; Sole Member)
NextEra Energy Partners Acquisitions, LLC (100%; Sole Member)
Baldwin Wind, LLC (100%; Sole Member)
Bayhawk Wind Portfolio, LLC (100%; Sole Member)
Bayhawk Wind Holdings, LLC (100%; Sole Member)
Bayhawk Wind, LLC (100%; Class A Member)
Cedar Bluff Wind, LLC (100%; Sole Member)
Golden Hills Wind, LLC (100%; Sole Member)
Golden Hills Interconnection, LLC (67.6%; Managing Member)
Coram Portfolio II, LLC (100%; Sole Member)
Tusk Wind Holdings V, LLC (100%; Sole Member)
RET Coram Tehachapi Wind GP, LLC (100%; Sole Member)
Coram California Development, L.P. (0.01%; General Partner)
RET Tehachapi Wind Development, LLC (100%; Sole Member)
Coram California Development, L.P. (99.99%; Limited Partner)
Coram Portfolio, LLC (100%; Sole Member)
Tusk Wind Holdings IV, LLC (100%; Sole Member)
Coram Energy LLC (100%; Sole Member)
Coram Tehachapi, LLC (100%; Sole Member)
HW CA Holdings, LLC (100%; Member)
High Winds, LLC (100%; Sole Member)
Javelina Wind Funding, LLC (100%; Sole Member)
Javelina Wind Energy Holdings, LLC (100%; Class A Tax

Equity Member)

- Javelina Wind Energy, LLC** (100%; Sole Member)
- Javelina Interconnection, LLC** (55%; Managing Member)
- Mammoth Plains Wind Project Holdings, LLC** (100%; Sole Member)
- Mammoth Plains Wind Project, LLC** (100%; Class A Member)
- Meadowlark Wind, LLC** (100%; Sole Member)
- NEP Renewables Holdings II, LLC** (100%; Sole Member)
- NEP Renewables II, LLC** (100%; Managing Member)
- Ashtabula Wind II, LLC** (100%; Sole Member)
- Ashtabula Wind III, LLC** (100%; Sole Member)
- FPL Energy Vansycle L.L.C.** (100%; Sole Member)
- Garden Wind, LLC** (100%; Sole Member)
- Perrin Ranch Wind, LLC** (100%; Sole Member)
- Rosmar Portfolio, LLC** (100%; Sole Member)
- Rosmar Holdings, LLC** (100%; Member)
- Marshall Solar, LLC** (100%; Sole Member)
- Roswell Solar, LLC** (100%; Sole Member)
- Roswell Solar Holdings, LLC** (100%; Sole Member)
- SSSS Holdings, LLC** (100%; Sole Member)
- Silver State South Solar, LLC** (49.99%; Managing Member)
- Silver State Solar Power South, LLC** (100%; Sole Member)
- Tuscola Bay Wind, LLC** (100%; Sole Member)
- White Oak Energy Holdings, LLC** (100%; Sole Member)
- White Oak Energy LLC** (100%; Sole Member)
- NEP Renewables Holdings III, LLC** (100%; Sole Member)
- NEP Renewables III, LLC** (50%; Class B Member)
- Star Moon Holdings, LLC** (100%; Class A Member)
- Moonlight Bay Class A Holdings, LLC** (100%; Sole Member)
- Moonlight Bay Renewables, LLC** (100%; Class A Member)
- Dodge Flat Solar, LLC** (100%; Sole Member)
- Elora Solar, LLC** (100%; Sole Member)
- Fish Springs Ranch Solar, LLC** (100%; Sole Member)
- Little Blue Wind Project, LLC** (100%; Sole Member)
- Minco Wind Energy III, LLC** (100%; Sole Member)
- Minco IV & V Interconnection, LLC** (27.04%; Managing Member)
- White Mesa Wind, LLC** (100%; Sole Member)
- Stargrass Class A Holdings, LLC** (100%; Sole Member)
- Stargrass, LLC** (100%; Class A Member)
- Borderlands Wind, LLC** (100%; Sole Member)
- Borderlands Wind Holdings, LLC** (100%; Sole Member)
- Cool Springs Solar, LLC** (100%; Sole Member)
- Ensign Wind Energy, LLC** (100%; Sole Member)
- Hubbard Wind, LLC** (100%; Sole Member)
- Irish Creek Wind, LLC** (100%; Sole Member)
- Quinebaug Solar, LLC** (100%; Sole Member)
- Quitman II Solar, LLC** (100%; Sole Member)
- NEP Renewables III, LLC** (100%; Class A Member)
- Star Moon Holdings, LLC** (100%; Class A Member)
- Moonlight Bay Class A Holdings, LLC** (100%; Sole Member)
- Moonlight Bay Renewables, LLC** (100%; Class A Member)
- Dodge Flat Solar, LLC** (100%; Sole Member)
- Elora Solar, LLC** (100%; Sole Member)
- Fish Springs Ranch Solar, LLC** (100%; Sole Member)
- Little Blue Wind Project, LLC** (100%; Sole Member)
- Minco Wind Energy III, LLC** (100%; Sole Member)

Minco IV & V Interconnection, LLC (27.04%;
 Managing Member)
White Mesa Wind, LLC (100%; Sole Member)
Stargrass Class A Holdings, LLC (100%; Sole Member)
Stargrass, LLC (100%; Class A Member)
Borderlands Wind, LLC (100%; Sole Member)
Borderlands Wind Holdings, LLC (100%; Sole Member)
Cool Springs Solar, LLC (100%; Sole Member)
Ensign Wind Energy, LLC (100%; Sole Member)
Hubbard Wind, LLC (100%; Sole Member)
Irish Creek Wind, LLC (100%; Sole Member)
Quinebaug Solar, LLC (100%; Sole Member)
Quitman II Solar, LLC (100%; Sole Member)
NEP Renewables Holdings IV, LLC (100%; Sole Member)
NEP Renewables IV, LLC (100%; Class A Member)
Alta Wind Portfolio, LLC (100%; Sole Member)
Tusk Wind Holdings, LLC (100%; Sole Member)
Alta Wind VIII, LLC (100%; Sole Member)
Dogwood Wind Holdings, LLC (100%; Sole Member)
Dogwood Wind, LLC (100%; Class A Tax Equity Member)
Oliver Wind III, LLC (100%; Sole Member)
Osborn Wind Energy, LLC (100%; Sole Member)
Elk City Sholes Holdings, LLC (100%; Class B Member)
Elk City II Wind Funding, LLC (100%; Sole Member)
Southwest Wind, LLC (100%; Class A Tax Equity Member)
Elk City Renewables II, LLC (100%; Sole Member)
Sholes Wind Funding, LLC (100%; Sole Member)
Sholes Wind Class A Holdings, LLC (100%; Sole Member)
Sholes Wind, LLC (100%; Class A Member)
Emerald Breeze Holdings, LLC (100%; Class A Member)
Emerald Breeze Class A Holdings, LLC (100%; Sole
 Member)
Emerald Breeze, LLC (100%; Class A Member)
Appaloosa Run Wind, LLC (100%; Sole Member)
Great Prairie Wind, LLC (100%; Sole Member)
Yellow Pine Solar, LLC (100%; Sole Member)
Yellow Pine Solar Interconnect, LLC (50%; Managing
 Member)
Golden West Wind Holdings, LLC (100%; Sole Member)
Golden West Power Partners, LLC (100%; Class A Tax
 Equity Member)
Nokota Wind Holdings, LLC (100%; Sole Member)
Nokota Wind, LLC (100%; Class A Tax Equity Member)
Brady Wind II, LLC (100%; Sole Member)
Brady Interconnection, LLC (50%; Member)
Brady Wind, LLC (100%; Sole Member)
Brady Interconnection, LLC (50%; Managing Member)
Sac County Wind Holdings, LLC (100%; Class B Member)
Sac County Wind Class A Holdings, LLC (100%; Class A
 Member)
Sac County Wind, LLC (100%; Class A Member)
NEP Renewables IV, LLC (31.2%; Class B Member)
Alta Wind Portfolio, LLC (100%; Sole Member)
Tusk Wind Holdings, LLC (100%; Sole Member)
Alta Wind VIII, LLC (100%; Sole Member)
Dogwood Wind Holdings, LLC (100%; Sole Member)
Dogwood Wind, LLC (100%; Class A Tax Equity Member)
Oliver Wind III, LLC (100%; Sole Member)

Osborn Wind Energy, LLC (100%; Sole Member)
Elk City Sholes Holdings, LLC (100%; Class B Member)
Elk City II Wind Funding, LLC (100%; Sole Member)
Southwest Wind, LLC (100%; Class A Tax Equity Member)
Elk City Renewables II, LLC (100%; Sole Member)
Sholes Wind Funding, LLC (100%; Sole Member)
Sholes Wind Class A Holdings, LLC (100%; Sole Member)
Sholes Wind, LLC (100%; Class A Member)
Emerald Breeze Holdings, LLC (100%; Class A Member)
Emerald Breeze Class A Holdings, LLC (100%; Sole Member)
Emerald Breeze, LLC (100%; Class A Member)
Appaloosa Run Wind, LLC (100%; Sole Member)
Great Prairie Wind, LLC (100%; Sole Member)
Yellow Pine Solar, LLC (100%; Sole Member)
Yellow Pine Solar Interconnect, LLC (50%; Managing Member)
Golden West Wind Holdings, LLC (100%; Sole Member)
Golden West Power Partners, LLC (100%; Class A Tax Equity Member)
Nokota Wind Holdings, LLC (100%; Sole Member)
Nokota Wind, LLC (100%; Class A Tax Equity Member)
Brady Wind II, LLC (100%; Sole Member)
Brady Interconnection, LLC (50%; Member)
Brady Wind, LLC (100%; Sole Member)
Brady Interconnection, LLC (50%; Managing Member)
Sac County Wind Holdings, LLC (100%; Class B Member)
Sac County Wind Class A Holdings, LLC (100%; Class A Member)
Sac County Wind, LLC (100%; Class A Member)
NEP Renewables Holdings, LLC (100%; Sole Member)
NEP Renewables, LLC (100%; Sole Member)
Breckinridge Wind Class A Holdings, LLC (100%; Sole Member)
Breckinridge Wind Project, LLC (100%; Class A Tax Equity Member)
Carousel Wind Holdings, LLC (100%; Sole Member)
Carousel Wind Farm, LLC (100%; Class A Tax Equity Member)
Monarch Wind Holdings, LLC (100%; Sole Member)
Monarch Wind, LLC (100%; Class A Tax Equity Member)
Javelina Wind Holdings II, LLC (100%; Sole Member)
Javelina Wind Energy II, LLC (100%; Sole Member)
Javelina Interconnection, LLC (45%; Member)
Rush Springs Wind Energy, LLC (100%; Sole Member)
Mountain View Solar Holdings, LLC (100%; Sole Member)
Mountain View Solar, LLC (100%; Sole Member)
Pacific Plains Wind Class A Holdings, LLC (100%; Sole Member)
Pacific Plains Wind, LLC (100%; Class A Tax Equity Member)
Cottonwood Wind Project Holdings, LLC (100%; Sole Member)
Cottonwood Wind Project, LLC (100%; Sole Member)
Golden Hills North Wind, LLC (100%; Sole Member)
Golden Hills Interconnection, LLC (32.4%; Member)
NextEra Energy Bluff Point, LLC (100%; Sole Member)
NextEra Desert Sunlight Holdings, LLC (99.8%; Member)
Desert Sunlight Investment Holdings, LLC (50%; Managing Member)

Member)

- Desert Sunlight Holdings, LLC** (100%; Sole Member)
 - Desert Sunlight 250, LLC** (100%; Sole Member)
 - Desert Sunlight 300, LLC** (100%; Sole Member)
- Nutmeg Solar Holdings, LLC** (33.3%; Member)
 - Nutmeg Solar, LLC** (100%; Sole Member)
- Palomino Wind Holdings, LLC** (100%; Sole Member)
 - Palomino Wind, LLC** (100%; Class A Tax Equity Member)
 - Kingman Wind Energy I, LLC** (100%; Sole Member)
 - Kingman Wind Energy II, LLC** (100%; Sole Member)
 - Prairie View Wind Holdings, LLC** (100%; Sole Member)
 - Ninnescah Wind Energy LLC** (100%; Sole Member)
- Sac County Wind Holdings, LLC** (100%; Class A Member)
 - Sac County Wind Class A Holdings, LLC** (100%; Class A Member)
 - Sac County Wind, LLC** (100%; Class A Member)
- Seiling Wind Investments, LLC** (100%; Sole Member)
 - Seiling Wind Holdings, LLC** (100%; Sole Member)
 - Seiling Wind Portfolio, LLC** (100%; Class A Tax Equity Member)
 - Seiling Wind II, LLC** (100%; Sole Member)
 - Seiling Wind Interconnection Services, LLC** (33%; Member)
 - Seiling Wind, LLC** (100%; Sole Member)
 - Seiling Wind Interconnection Services, LLC** (67%; Managing Member)
- Shaw Creek Solar Holdings, LLC** (33.3%; Member)
 - Shaw Creek Solar, LLC** (100%; Sole Member)
- Solar Holdings Portfolio 12, LLC** (100%; Class C Member)
 - DG Portfolio 2019 Holdings, LLC** (100%; Sole Member)
 - DG Portfolio 2019, LLC** (100%; Sole Member)
 - DG Amaze, LLC** (100%; Sole Member)
 - DG California Solar, LLC** (100%; Sole Member)
 - DG Colorado Solar, LLC** (100%; Sole Member)
 - DG LF Solar, LLC** (100%; Sole Member)
 - DG Minnesota CSG 1, LLC** (100%; Sole Member)
 - DG Minnesota CSG, LLC** (100%; Sole Member)
 - DG New Jersey Solar, LLC** (100%; Sole Member)
 - DG New York Solar, LLC** (100%; Sole Member)
 - DG Northeast Solar, LLC** (100%; Sole Member)
 - DG SUNY Solar 1, LLC** (100%; Sole Member)
 - DG Southwest Solar Portfolio 2019, LLC** (100%; Sole Member)
 - HL Solar LLC** (100%; Sole Member)
- DG Waipio, LLC** (100%)
 - Pacific Energy Solutions LLC** (100%; Sole Member)
- W2 Solar Holdings, LLC** (100%; Sole Member)
 - Sierra Solar Funding, LLC** (100%; Sole Member)
 - Sierra Solar Holdings, LLC** (100%; Sole Member)
 - Westside Solar, LLC** (100%; Sole Member)
 - Whitney Point Solar, LLC** (100%; Sole Member)
- Southwest Solar Holdings, LLC** (100%; Member)
 - Hatch Solar Energy Center I LLC** (100%; Sole Member)
- Sunlight Renewables Holdings, LLC** (100%; Class A Member)
 - Sunlight Renewables Class A Holdings, LLC** (100%; Sole Member)
 - Sunlight Renewables, LLC** (100%; Class A Member)
 - Sunlight Storage, LLC** (100%; Sole Member)

Windstar Portfolio, LLC (100%; Sole Member)
 Tusk Wind Holdings II, LLC (100%)
 Windstar Energy, LLC (100%; Sole Member)
NextEra Energy Partners Constructors, LLC (100%; Sole Member)
NextEra Energy Partners Solar Acquisitions, LLC (100%; Sole Member)
Adelanto CA II, LLC (100%; Sole Member)
 Adelanto Solar Funding, LLC (50.01%; Member)
 Adelanto Solar Holdings, LLC (100%; Sole Member)
 Adelanto Solar II, LLC (100%; Sole Member)
 Adelanto Solar, LLC (100%; Sole Member)
McCoy CA II, LLC (100%; Sole Member)
 McCoy Solar Holdings, LLC (50.01%; Member)
 McCoy Solar Funding, LLC (100%; Sole Member)
 McCoy Solar, LLC (100%; Sole Member)
 NextEra Desert Center Blythe, LLC (50%; Member)
NextEra Energy Partners Ventures, LLC (100%; Sole Member)
NEP DC Holdings, LLC (100%; Sole Member)
 Dos Caminos, LLC (50%; Member)
NET Holdings Management, LLC (100%; Sole Member)
NextEra Energy Partners Pipelines Holdings, LLC (100%; Sole Member)
 NextEra Energy Partners Pipelines, LLC (100%; Managing Member)
 Meade Pipeline Investment Holdings, LLC (100%; Sole Member)
 Meade Pipeline Investment, LLC (100%; Sole Member)
 Meade Pipeline Co LLC (75%; Managing Member)
 Redwood Meade Pipeline, LLC (100%; Sole Member)
 Redwood Midstream, LLC (90%; Managing Member)
 Redwood Meade Midstream MPC, LLC (100%; Sole Member)
 Meade Pipeline Co LLC (15%; Member)
 River Road Interests LLC (100%; Sole Member)
 Meade Pipeline Co LLC (10%; Member)
 Redwood Midstream, LLC (10%; Member)
 Redwood Meade Midstream MPC, LLC (100%; Sole Member)
 Meade Pipeline Co LLC (15%; Member)
 River Road Interests LLC (100%; Sole Member)
 Meade Pipeline Co LLC (10%; Member)
South Texas Midstream Holdings, LLC (100%; Sole Member)
 South Texas Midstream, LLC (100%; Class A Member)
 NET Midstream, LLC (100%; Sole Member)
 NET General Partners, LLC (100%; Sole Member)
 Eagle Ford Midstream, LP (0.1%; General Partner)
 LaSalle Pipeline, LP (0.1%; General Partner)
 Mission Natural Gas Company, LP (0.1%; General Partner)
 Mission Valley Pipeline Company, LP (0.1%; General Partner)
 NET Mexico Pipeline, LP (0.1%; General Partner)
 NET Mexico Pipeline Partners, LLC (90%; Member)
 Red Gate Pipeline, LP (0.1%; General Partner)
 South Shore Pipeline L.P. (0.1%; General Partner)
 NET Pipeline Holdings LLC (100%; Sole Member)
 Eagle Ford Midstream, LP (99.9%; Limited Partner)
 LaSalle Pipeline, LP (99.9%; Limited Partner)
 Mission Natural Gas Company, LP (99.9%; Limited Partner)

Mission Valley Pipeline Company, LP (99.9%; Limited Partner)
NET Mexico Pipeline, LP (99.9%; Limited Partner)
NET Mexico Pipeline Partners, LLC (90%; Member)
Red Gate Pipeline, LP (99.9%; Limited Partner)
South Shore Pipeline L.P. (99.9%; Limited Partner)
Northern Colorado Wind Energy, LLC (100%; Sole Member)
Palo Duro Wind Portfolio, LLC (100%; Sole Member)
Palo Duro Wind Project Holdings, LLC (100%; Sole Member)
Palo Duro Wind Energy, LLC (100%; Class A Tax Equity Member)
Palo Duro Wind Interconnection Services, LLC (88%; Managing Member)
Shafter Solar Portfolio, LLC (100%; Sole Member)
Shafter Solar Holdings, LLC (100%; Sole Member)
Shafter Solar, LLC (100%; Sole Member)
Tusk Wind Holdings III, LLC (100%; Sole Member)
Granite Reliable Power, LLC (100%; Sole Member)
NextEra Energy Operating Partners, LP (53.758%; Limited Partner)
NextEra Energy US Partners Holdings, LLC (100%; Sole Member)
GR Bage (NEP), LLC (100%; Sole Member)
Genesis Purchaser Holdings, LLC (100%; Sole Member)
Genesis Purchaser, LLC (100%; Sole Member)
Genesis Solar Funding Holdings, LLC (100%; Sole Member)
Genesis Solar Funding, LLC (100%; Sole Member)
Genesis Solar Holdings, LLC (100%; Class A Tax Equity Member)
Elk City Wind, LLC (100%; Sole Member)
Genesis Solar, LLC (100%; Sole Member)
NextEra Desert Center Blythe, LLC (50%; Member)
Golden Plains Class A Holdings, LLC (100%; Sole Member)
Golden Plains, LLC (100%; Class A Member)
Baldwin Wind Energy, LLC (100%; Sole Member)
Northern Colorado Wind Energy Center II, LLC (100%; Sole Member)
Northern Colorado Interconnect, LLC (12.9%; Member)
Northern Colorado Wind Energy Center, LLC (100%; Sole Member)
Northern Colorado Interconnect, LLC (87.1%; Managing Member)
Wilmot Energy Center, LLC (100%; Sole Member)
Pine Brooke Class A Holdings, LLC (40%; Member)
Pine Brooke, LLC (100%; Class A Tax Equity Member)
Blue Summit III Wind, LLC (100%; Sole Member)
Blue Summit Interconnection, LLC (25%; Member)
Harmony Florida Solar, LLC (100%; Sole Member)
Ponderosa Wind, LLC (100%; Sole Member)
Saint Solar, LLC (100%; Sole Member)
Sanford Airport Solar, LLC (100%; Sole Member)
Soldier Creek Wind, LLC (100%; Sole Member)
Taylor Creek Solar, LLC (100%; Sole Member)
NextEra Energy Partners Acquisitions, LLC (100%; Sole Member)
Baldwin Wind, LLC (100%; Sole Member)
Bayhawk Wind Portfolio, LLC (100%; Sole Member)
Bayhawk Wind Holdings, LLC (100%; Sole Member)
Bayhawk Wind, LLC (100%; Class A Member)
Cedar Bluff Wind, LLC (100%; Sole Member)

Golden Hills Wind, LLC (100%; Sole Member)
Golden Hills Interconnection, LLC (67.6%; Managing Member)
Coram Portfolio II, LLC (100%; Sole Member)
Tusk Wind Holdings V, LLC (100%; Sole Member)
RET Coram Tehachapi Wind GP, LLC (100%; Sole Member)
Coram California Development, L.P. (0.01%; General Partner)
RET Tehachapi Wind Development, LLC (100%; Sole Member)
Coram California Development, L.P. (99.99%; Limited Partner)
Coram Portfolio, LLC (100%; Sole Member)
Tusk Wind Holdings IV, LLC (100%; Sole Member)
Coram Energy LLC (100%; Sole Member)
Coram Tehachapi, LLC (100%; Sole Member)
HW CA Holdings, LLC (100%; Member)
High Winds, LLC (100%; Sole Member)
Javelina Wind Funding, LLC (100%; Sole Member)
Javelina Wind Energy Holdings, LLC (100%; Class A Tax Equity Member)
Javelina Wind Energy, LLC (100%; Sole Member)
Javelina Interconnection, LLC (55%; Managing Member)
Mammoth Plains Wind Project Holdings, LLC (100%; Sole Member)
Mammoth Plains Wind Project, LLC (100%; Class A Member)
Meadowlark Wind, LLC (100%; Sole Member)
NEP Renewables Holdings II, LLC (100%; Sole Member)
NEP Renewables II, LLC (100%; Managing Member)
Ashtabula Wind II, LLC (100%; Sole Member)
Ashtabula Wind III, LLC (100%; Sole Member)
FPL Energy Vansycle L.L.C. (100%; Sole Member)
Garden Wind, LLC (100%; Sole Member)
Perrin Ranch Wind, LLC (100%; Sole Member)
Rosmar Portfolio, LLC (100%; Sole Member)
Rosmar Holdings, LLC (100%; Member)
Marshall Solar, LLC (100%; Sole Member)
Roswell Solar, LLC (100%; Sole Member)
Roswell Solar Holdings, LLC (100%; Sole Member)
SSSS Holdings, LLC (100%; Sole Member)
Silver State South Solar, LLC (49.99%; Managing Member)
Silver State Solar Power South, LLC (100%; Sole Member)
Tuscola Bay Wind, LLC (100%; Sole Member)
White Oak Energy Holdings, LLC (100%; Sole Member)
White Oak Energy LLC (100%; Sole Member)
NEP Renewables Holdings III, LLC (100%; Sole Member)
NEP Renewables III, LLC (50%; Class B Member)
Star Moon Holdings, LLC (100%; Class A Member)
Moonlight Bay Class A Holdings, LLC (100%; Sole Member)
Moonlight Bay Renewables, LLC (100%; Class A Member)
Dodge Flat Solar, LLC (100%; Sole Member)
Elora Solar, LLC (100%; Sole Member)
Fish Springs Ranch Solar, LLC (100%; Sole Member)
Little Blue Wind Project, LLC (100%; Sole Member)
Minco Wind Energy III, LLC (100%; Sole Member)
Minco IV & V Interconnection, LLC (27.04%; Managing Member)
White Mesa Wind, LLC (100%; Sole Member)
Stargrass Class A Holdings, LLC (100%; Sole Member)

Stargrass, LLC (100%; Class A Member)
Borderlands Wind, LLC (100%; Sole Member)
Borderlands Wind Holdings, LLC (100%; Sole Member)
Cool Springs Solar, LLC (100%; Sole Member)
Ensign Wind Energy, LLC (100%; Sole Member)
Hubbard Wind, LLC (100%; Sole Member)
Irish Creek Wind, LLC (100%; Sole Member)
Quinebaug Solar, LLC (100%; Sole Member)
Quitman II Solar, LLC (100%; Sole Member)
NEP Renewables III, LLC (100%; Class A Member)
Star Moon Holdings, LLC (100%; Class A Member)
Moonlight Bay Class A Holdings, LLC (100%; Sole Member)
Moonlight Bay Renewables, LLC (100%; Class A Member)
Dodge Flat Solar, LLC (100%; Sole Member)
Elora Solar, LLC (100%; Sole Member)
Fish Springs Ranch Solar, LLC (100%; Sole Member)
Little Blue Wind Project, LLC (100%; Sole Member)
Minco Wind Energy III, LLC (100%; Sole Member)
Minco IV & V Interconnection, LLC (27.04%;
Managing Member)
White Mesa Wind, LLC (100%; Sole Member)
Stargrass Class A Holdings, LLC (100%; Sole Member)
Stargrass, LLC (100%; Class A Member)
Borderlands Wind, LLC (100%; Sole Member)
Borderlands Wind Holdings, LLC (100%; Sole Member)
Cool Springs Solar, LLC (100%; Sole Member)
Ensign Wind Energy, LLC (100%; Sole Member)
Hubbard Wind, LLC (100%; Sole Member)
Irish Creek Wind, LLC (100%; Sole Member)
Quinebaug Solar, LLC (100%; Sole Member)
Quitman II Solar, LLC (100%; Sole Member)
NEP Renewables Holdings IV, LLC (100%; Sole Member)
NEP Renewables IV, LLC (100%; Class A Member)
Alta Wind Portfolio, LLC (100%; Sole Member)
Tusk Wind Holdings, LLC (100%; Sole Member)
Alta Wind VIII, LLC (100%; Sole Member)
Dogwood Wind Holdings, LLC (100%; Sole Member)
Dogwood Wind, LLC (100%; Class A Tax Equity Member)
Oliver Wind III, LLC (100%; Sole Member)
Osborn Wind Energy, LLC (100%; Sole Member)
Elk City Sholes Holdings, LLC (100%; Class B Member)
Elk City II Wind Funding, LLC (100%; Sole Member)
Southwest Wind, LLC (100%; Class A Tax Equity Member)
Elk City Renewables II, LLC (100%; Sole Member)
Sholes Wind Funding, LLC (100%; Sole Member)
Sholes Wind Class A Holdings, LLC (100%; Sole Member)
Sholes Wind, LLC (100%; Class A Member)
Emerald Breeze Holdings, LLC (100%; Class A Member)
Emerald Breeze Class A Holdings, LLC (100%; Sole
Member)
Emerald Breeze, LLC (100%; Class A Member)
Appaloosa Run Wind, LLC (100%; Sole Member)
Great Prairie Wind, LLC (100%; Sole Member)
Yellow Pine Solar, LLC (100%; Sole Member)
Yellow Pine Solar Interconnect, LLC (50%; Managing
Member)
Golden West Wind Holdings, LLC (100%; Sole Member)
Golden West Power Partners, LLC (100%; Class A Tax

Equity Member)

Nokota Wind Holdings, LLC (100%; Sole Member)

Nokota Wind, LLC (100%; Class A Tax Equity Member)

Brady Wind II, LLC (100%; Sole Member)

Brady Interconnection, LLC (50%; Member)

Brady Wind, LLC (100%; Sole Member)

Brady Interconnection, LLC (50%; Managing Member)

Sac County Wind Holdings, LLC (100%; Class B Member)

Sac County Wind Class A Holdings, LLC (100%; Class A Member)

Sac County Wind, LLC (100%; Class A Member)

NEP Renewables IV, LLC (31.2%; Class B Member)

Alta Wind Portfolio, LLC (100%; Sole Member)

Tusk Wind Holdings, LLC (100%; Sole Member)

Alta Wind VIII, LLC (100%; Sole Member)

Dogwood Wind Holdings, LLC (100%; Sole Member)

Dogwood Wind, LLC (100%; Class A Tax Equity Member)

Oliver Wind III, LLC (100%; Sole Member)

Osborn Wind Energy, LLC (100%; Sole Member)

Elk City Sholes Holdings, LLC (100%; Class B Member)

Elk City II Wind Funding, LLC (100%; Sole Member)

Southwest Wind, LLC (100%; Class A Tax Equity Member)

Elk City Renewables II, LLC (100%; Sole Member)

Sholes Wind Funding, LLC (100%; Sole Member)

Sholes Wind Class A Holdings, LLC (100%; Sole Member)

Sholes Wind, LLC (100%; Class A Member)

Emerald Breeze Holdings, LLC (100%; Class A Member)

Emerald Breeze Class A Holdings, LLC (100%; Sole Member)

Emerald Breeze, LLC (100%; Class A Member)

Appaloosa Run Wind, LLC (100%; Sole Member)

Great Prairie Wind, LLC (100%; Sole Member)

Yellow Pine Solar, LLC (100%; Sole Member)

Yellow Pine Solar Interconnect, LLC (50%; Managing Member)

Golden West Wind Holdings, LLC (100%; Sole Member)

Golden West Power Partners, LLC (100%; Class A Tax Equity Member)

Nokota Wind Holdings, LLC (100%; Sole Member)

Nokota Wind, LLC (100%; Class A Tax Equity Member)

Brady Wind II, LLC (100%; Sole Member)

Brady Interconnection, LLC (50%; Member)

Brady Wind, LLC (100%; Sole Member)

Brady Interconnection, LLC (50%; Managing Member)

Sac County Wind Holdings, LLC (100%; Class B Member)

Sac County Wind Class A Holdings, LLC (100%; Class A Member)

Sac County Wind, LLC (100%; Class A Member)

NEP Renewables Holdings, LLC (100%; Sole Member)

NEP Renewables, LLC (100%; Sole Member)

Breckinridge Wind Class A Holdings, LLC (100%; Sole Member)

Breckinridge Wind Project, LLC (100%; Class A Tax Equity Member)

Carousel Wind Holdings, LLC (100%; Sole Member)

Carousel Wind Farm, LLC (100%; Class A Tax Equity Member)

Monarch Wind Holdings, LLC (100%; Sole Member)

Monarch Wind, LLC (100%; Class A Tax Equity Member)

Javelina Wind Holdings II, LLC (100%; Sole Member)
Javelina Wind Energy II, LLC (100%; Sole Member)
Javelina Interconnection, LLC (45%; Member)
Rush Springs Wind Energy, LLC (100%; Sole Member)
Mountain View Solar Holdings, LLC (100%; Sole Member)
Mountain View Solar, LLC (100%; Sole Member)
Pacific Plains Wind Class A Holdings, LLC (100%; Sole Member)
Pacific Plains Wind, LLC (100%; Class A Tax Equity Member)
Cottonwood Wind Project Holdings, LLC (100%; Sole Member)
Cottonwood Wind Project, LLC (100%; Sole Member)
Golden Hills North Wind, LLC (100%; Sole Member)
Golden Hills Interconnection, LLC (32.4%; Member)
NextEra Energy Bluff Point, LLC (100%; Sole Member)
NextEra Desert Sunlight Holdings, LLC (99.8%; Member)
Desert Sunlight Investment Holdings, LLC (50%; Managing Member)
Desert Sunlight Holdings, LLC (100%; Sole Member)
Desert Sunlight 250, LLC (100%; Sole Member)
Desert Sunlight 300, LLC (100%; Sole Member)
Nutmeg Solar Holdings, LLC (33.3%; Member)
Nutmeg Solar, LLC (100%; Sole Member)
Palomino Wind Holdings, LLC (100%; Sole Member)
Palomino Wind, LLC (100%; Class A Tax Equity Member)
Kingman Wind Energy I, LLC (100%; Sole Member)
Kingman Wind Energy II, LLC (100%; Sole Member)
Prairie View Wind Holdings, LLC (100%; Sole Member)
Ninnescah Wind Energy LLC (100%; Sole Member)
Sac County Wind Holdings, LLC (100%; Class A Member)
Sac County Wind Class A Holdings, LLC (100%; Class A Member)
Sac County Wind, LLC (100%; Class A Member)
Seiling Wind Investments, LLC (100%; Sole Member)
Seiling Wind Holdings, LLC (100%; Sole Member)
Seiling Wind Portfolio, LLC (100%; Class A Tax Equity Member)
Seiling Wind II, LLC (100%; Sole Member)
Seiling Wind Interconnection Services, LLC (33%; Member)
Seiling Wind, LLC (100%; Sole Member)
Seiling Wind Interconnection Services, LLC (67%; Managing Member)
Shaw Creek Solar Holdings, LLC (33.3%; Member)
Shaw Creek Solar, LLC (100%; Sole Member)
Solar Holdings Portfolio 12, LLC (100%; Class C Member)
DG Portfolio 2019 Holdings, LLC (100%; Sole Member)
DG Portfolio 2019, LLC (100%; Sole Member)
DG Amaze, LLC (100%; Sole Member)
DG California Solar, LLC (100%; Sole Member)
DG Colorado Solar, LLC (100%; Sole Member)
DG LF Solar, LLC (100%; Sole Member)
DG Minnesota CSG 1, LLC (100%; Sole Member)
DG Minnesota CSG, LLC (100%; Sole Member)
DG New Jersey Solar, LLC (100%; Sole Member)
DG New York Solar, LLC (100%; Sole Member)
DG Northeast Solar, LLC (100%; Sole Member)
DG SUNY Solar 1, LLC (100%; Sole Member)

DG Southwest Solar Portfolio 2019, LLC (100%; Sole Member)
HL Solar LLC (100%; Sole Member)
DG Waipio, LLC (100%)
Pacific Energy Solutions LLC (100%; Sole Member)
W2 Solar Holdings, LLC (100%; Sole Member)
Sierra Solar Funding, LLC (100%; Sole Member)
Sierra Solar Holdings, LLC (100%; Sole Member)
Westside Solar, LLC (100%; Sole Member)
Whitney Point Solar, LLC (100%; Sole Member)
Southwest Solar Holdings, LLC (100%; Member)
Hatch Solar Energy Center I LLC (100%; Sole Member)
Sunlight Renewables Holdings, LLC (100%; Class A Member)
Sunlight Renewables Class A Holdings, LLC (100%; Sole Member)
Sunlight Renewables, LLC (100%; Class A Member)
Sunlight Storage, LLC (100%; Sole Member)
Windstar Portfolio, LLC (100%; Sole Member)
Tusk Wind Holdings II, LLC (100%)
Windstar Energy, LLC (100%; Sole Member)
NextEra Energy Partners Constructors, LLC (100%; Sole Member)
NextEra Energy Partners Solar Acquisitions, LLC (100%; Sole Member)
Adelanto CA II, LLC (100%; Sole Member)
Adelanto Solar Funding, LLC (50.01%; Member)
Adelanto Solar Holdings, LLC (100%; Sole Member)
Adelanto Solar II, LLC (100%; Sole Member)
Adelanto Solar, LLC (100%; Sole Member)
McCoy CA II, LLC (100%; Sole Member)
McCoy Solar Holdings, LLC (50.01%; Member)
McCoy Solar Funding, LLC (100%; Sole Member)
McCoy Solar, LLC (100%; Sole Member)
NextEra Desert Center Blythe, LLC (50%; Member)
NextEra Energy Partners Ventures, LLC (100%; Sole Member)
NEP DC Holdings, LLC (100%; Sole Member)
Dos Caminos, LLC (50%; Member)
NET Holdings Management, LLC (100%; Sole Member)
NextEra Energy Partners Pipelines Holdings, LLC (100%; Sole Member)
NextEra Energy Partners Pipelines, LLC (100%; Managing Member)
Meade Pipeline Investment Holdings, LLC (100%; Sole Member)
Meade Pipeline Investment, LLC (100%; Sole Member)
Meade Pipeline Co LLC (75%; Managing Member)
Redwood Meade Pipeline, LLC (100%; Sole Member)
Redwood Midstream, LLC (90%; Managing Member)
Redwood Meade Midstream MPC, LLC (100%; Sole Member)
Meade Pipeline Co LLC (15%; Member)
River Road Interests LLC (100%; Sole Member)
Meade Pipeline Co LLC (10%; Member)
Redwood Midstream, LLC (10%; Member)
Redwood Meade Midstream MPC, LLC (100%; Sole Member)
Meade Pipeline Co LLC (15%; Member)
River Road Interests LLC (100%; Sole Member)
Meade Pipeline Co LLC (10%; Member)
South Texas Midstream Holdings, LLC (100%; Sole Member)
South Texas Midstream, LLC (100%; Class A Member)

NET Midstream, LLC (100%; Sole Member)
NET General Partners, LLC (100%; Sole Member)
Eagle Ford Midstream, LP (0.1%; General Partner)
LaSalle Pipeline, LP (0.1%; General Partner)
Mission Natural Gas Company, LP (0.1%; General Partner)
Mission Valley Pipeline Company, LP (0.1%; General Partner)
NET Mexico Pipeline, LP (0.1%; General Partner)
NET Mexico Pipeline Partners, LLC (90%; Member)
Red Gate Pipeline, LP (0.1%; General Partner)
South Shore Pipeline L.P. (0.1%; General Partner)
NET Pipeline Holdings LLC (100%; Sole Member)
Eagle Ford Midstream, LP (99.9%; Limited Partner)
LaSalle Pipeline, LP (99.9%; Limited Partner)
Mission Natural Gas Company, LP (99.9%; Limited Partner)
Mission Valley Pipeline Company, LP (99.9%; Limited Partner)
NET Mexico Pipeline, LP (99.9%; Limited Partner)
NET Mexico Pipeline Partners, LLC (90%; Member)
Red Gate Pipeline, LP (99.9%; Limited Partner)
South Shore Pipeline L.P. (99.9%; Limited Partner)
Northern Colorado Wind Energy, LLC (100%; Sole Member)
Palo Duro Wind Portfolio, LLC (100%; Sole Member)
Palo Duro Wind Project Holdings, LLC (100%; Sole Member)
Palo Duro Wind Energy, LLC (100%; Class A Tax Equity Member)
Palo Duro Wind Interconnection Services, LLC (88%; Managing Member)
Shafter Solar Portfolio, LLC (100%; Sole Member)
Shafter Solar Holdings, LLC (100%; Sole Member)
Shafter Solar, LLC (100%; Sole Member)
Tusk Wind Holdings III, LLC (100%; Sole Member)
Granite Reliable Power, LLC (100%; Sole Member)
NextEra Energy Partners, LP (53.758%; Limited Partner)
NextEra Energy Operating Partners GP, LLC (100%; Sole Member)
NextEra Energy Operating Partners, LP (100%; General Partner)
NextEra Energy US Partners Holdings, LLC (100%; Sole Member)
GR Bage (NEP), LLC (100%; Sole Member)
Genesis Purchaser Holdings, LLC (100%; Sole Member)
Genesis Purchaser, LLC (100%; Sole Member)
Genesis Solar Funding Holdings, LLC (100%; Sole Member)
Genesis Solar Funding, LLC (100%; Sole Member)
Genesis Solar Holdings, LLC (100%; Class A Tax Equity Member)
Elk City Wind, LLC (100%; Sole Member)
Genesis Solar, LLC (100%; Sole Member)
NextEra Desert Center Blythe, LLC (50%; Member)
Golden Plains Class A Holdings, LLC (100%; Sole Member)
Golden Plains, LLC (100%; Class A Member)
Baldwin Wind Energy, LLC (100%; Sole Member)
Northern Colorado Wind Energy Center II, LLC (100%; Sole Member)
Northern Colorado Interconnect, LLC (12.9%; Member)
Northern Colorado Wind Energy Center, LLC (100%; Sole Member)

Northern Colorado Interconnect, LLC (87.1%;
 Managing Member)
Wilmot Energy Center, LLC (100%; Sole Member)
Pine Brooke Class A Holdings, LLC (40%; Member)
Pine Brooke, LLC (100%; Class A Tax Equity
 Member)
Blue Summit III Wind, LLC (100%; Sole Member)
Blue Summit Interconnection, LLC (25%;
 Member)
Harmony Florida Solar, LLC (100%; Sole Member)
Ponderosa Wind, LLC (100%; Sole Member)
Saint Solar, LLC (100%; Sole Member)
Sanford Airport Solar, LLC (100%; Sole Member)
Soldier Creek Wind, LLC (100%; Sole Member)
Taylor Creek Solar, LLC (100%; Sole Member)
NextEra Energy Partners Acquisitions, LLC (100%; Sole
 Member)
Baldwin Wind, LLC (100%; Sole Member)
Bayhawk Wind Portfolio, LLC (100%; Sole Member)
Bayhawk Wind Holdings, LLC (100%; Sole Member)
Bayhawk Wind, LLC (100%; Class A Member)
Cedar Bluff Wind, LLC (100%; Sole Member)
Golden Hills Wind, LLC (100%; Sole Member)
Golden Hills Interconnection, LLC (67.6%; Managing
 Member)
Coram Portfolio II, LLC (100%; Sole Member)
Tusk Wind Holdings V, LLC (100%; Sole Member)
RET Coram Tehachapi Wind GP, LLC (100%; Sole Member)
Coram California Development, L.P. (0.01%; General
 Partner)
RET Tehachapi Wind Development, LLC (100%; Sole
 Member)
Coram California Development, L.P. (99.99%; Limited
 Partner)
Coram Portfolio, LLC (100%; Sole Member)
Tusk Wind Holdings IV, LLC (100%; Sole Member)
Coram Energy LLC (100%; Sole Member)
Coram Tehachapi, LLC (100%; Sole Member)
HW CA Holdings, LLC (100%; Member)
High Winds, LLC (100%; Sole Member)
Javelina Wind Funding, LLC (100%; Sole Member)
Javelina Wind Energy Holdings, LLC (100%; Class A Tax
 Equity Member)
Javelina Wind Energy, LLC (100%; Sole Member)
Javelina Interconnection, LLC (55%; Managing Member)
Mammoth Plains Wind Project Holdings, LLC (100%; Sole
 Member)
Mammoth Plains Wind Project, LLC (100%; Class A Member)
Meadowlark Wind, LLC (100%; Sole Member)
NEP Renewables Holdings II, LLC (100%; Sole Member)
NEP Renewables II, LLC (100%; Managing Member)
Ashtabula Wind II, LLC (100%; Sole Member)
Ashtabula Wind III, LLC (100%; Sole Member)
FPL Energy Vansycle L.L.C. (100%; Sole Member)
Garden Wind, LLC (100%; Sole Member)
Perrin Ranch Wind, LLC (100%; Sole Member)
Rosmar Portfolio, LLC (100%; Sole Member)
Rosmar Holdings, LLC (100%; Member)
Marshall Solar, LLC (100%; Sole Member)

Roswell Solar, LLC (100%; Sole Member)
Roswell Solar Holdings, LLC (100%; Sole Member)
SSSS Holdings, LLC (100%; Sole Member)
Silver State South Solar, LLC (49.99%; Managing Member)
Silver State Solar Power South, LLC (100%; Sole Member)
Tuscola Bay Wind, LLC (100%; Sole Member)
White Oak Energy Holdings, LLC (100%; Sole Member)
White Oak Energy LLC (100%; Sole Member)
NEP Renewables Holdings III, LLC (100%; Sole Member)
NEP Renewables III, LLC (50%; Class B Member)
Star Moon Holdings, LLC (100%; Class A Member)
Moonlight Bay Class A Holdings, LLC (100%; Sole Member)
Moonlight Bay Renewables, LLC (100%; Class A Member)
Dodge Flat Solar, LLC (100%; Sole Member)
Elora Solar, LLC (100%; Sole Member)
Fish Springs Ranch Solar, LLC (100%; Sole Member)
Little Blue Wind Project, LLC (100%; Sole Member)
Minco Wind Energy III, LLC (100%; Sole Member)
Minco IV & V Interconnection, LLC (27.04%; Managing Member)
White Mesa Wind, LLC (100%; Sole Member)
Stargrass Class A Holdings, LLC (100%; Sole Member)
Stargrass, LLC (100%; Class A Member)
Borderlands Wind, LLC (100%; Sole Member)
Borderlands Wind Holdings, LLC (100%; Sole Member)
Cool Springs Solar, LLC (100%; Sole Member)
Ensign Wind Energy, LLC (100%; Sole Member)
Hubbard Wind, LLC (100%; Sole Member)
Irish Creek Wind, LLC (100%; Sole Member)
Quinebaug Solar, LLC (100%; Sole Member)
Quitman II Solar, LLC (100%; Sole Member)
NEP Renewables III, LLC (100%; Class A Member)
Star Moon Holdings, LLC (100%; Class A Member)
Moonlight Bay Class A Holdings, LLC (100%; Sole Member)
Moonlight Bay Renewables, LLC (100%; Class A Member)
Dodge Flat Solar, LLC (100%; Sole Member)
Elora Solar, LLC (100%; Sole Member)
Fish Springs Ranch Solar, LLC (100%; Sole Member)
Little Blue Wind Project, LLC (100%; Sole Member)
Minco Wind Energy III, LLC (100%; Sole Member)
Minco IV & V Interconnection, LLC (27.04%; Managing Member)
White Mesa Wind, LLC (100%; Sole Member)
Stargrass Class A Holdings, LLC (100%; Sole Member)
Stargrass, LLC (100%; Class A Member)
Borderlands Wind, LLC (100%; Sole Member)
Borderlands Wind Holdings, LLC (100%; Sole Member)
Cool Springs Solar, LLC (100%; Sole Member)
Ensign Wind Energy, LLC (100%; Sole Member)
Hubbard Wind, LLC (100%; Sole Member)
Irish Creek Wind, LLC (100%; Sole Member)

Quinebaug Solar, LLC (100%; Sole Member)
 Quitman II Solar, LLC (100%; Sole Member)
NEP Renewables Holdings IV, LLC (100%; Sole Member)
NEP Renewables IV, LLC (100%; Class A Member)
 Alta Wind Portfolio, LLC (100%; Sole Member)
 Tusk Wind Holdings, LLC (100%; Sole Member)
 Alta Wind VIII, LLC (100%; Sole Member)
Dogwood Wind Holdings, LLC (100%; Sole Member)
 Dogwood Wind, LLC (100%; Class A Tax Equity Member)
 Oliver Wind III, LLC (100%; Sole Member)
 Osborn Wind Energy, LLC (100%; Sole Member)
Elk City Sholes Holdings, LLC (100%; Class B Member)
 Elk City II Wind Funding, LLC (100%; Sole Member)
 Southwest Wind, LLC (100%; Class A Tax Equity Member)
 Elk City Renewables II, LLC (100%; Sole Member)
 Sholes Wind Funding, LLC (100%; Sole Member)
 Sholes Wind Class A Holdings, LLC (100%; Sole Member)
 Sholes Wind, LLC (100%; Class A Member)
Emerald Breeze Holdings, LLC (100%; Class A Member)
Emerald Breeze Class A Holdings, LLC (100%; Sole Member)
 Emerald Breeze, LLC (100%; Class A Member)
 Appaloosa Run Wind, LLC (100%; Sole Member)
 Great Prairie Wind, LLC (100%; Sole Member)
 Yellow Pine Solar, LLC (100%; Sole Member)
 Yellow Pine Solar Interconnect, LLC (50%; Managing Member)
Golden West Wind Holdings, LLC (100%; Sole Member)
Golden West Power Partners, LLC (100%; Class A Tax Equity Member)
Nokota Wind Holdings, LLC (100%; Sole Member)
 Nokota Wind, LLC (100%; Class A Tax Equity Member)
 Brady Wind II, LLC (100%; Sole Member)
 Brady Interconnection, LLC (50%; Member)
 Brady Wind, LLC (100%; Sole Member)
 Brady Interconnection, LLC (50%; Managing Member)
Sac County Wind Holdings, LLC (100%; Class B Member)
Sac County Wind Class A Holdings, LLC (100%; Class A Member)
 Sac County Wind, LLC (100%; Class A Member)
NEP Renewables IV, LLC (31.2%; Class B Member)
 Alta Wind Portfolio, LLC (100%; Sole Member)
 Tusk Wind Holdings, LLC (100%; Sole Member)
 Alta Wind VIII, LLC (100%; Sole Member)
Dogwood Wind Holdings, LLC (100%; Sole Member)
 Dogwood Wind, LLC (100%; Class A Tax Equity Member)
 Oliver Wind III, LLC (100%; Sole Member)
 Osborn Wind Energy, LLC (100%; Sole Member)
Elk City Sholes Holdings, LLC (100%; Class B Member)
 Elk City II Wind Funding, LLC (100%; Sole Member)
 Southwest Wind, LLC (100%; Class A Tax Equity Member)
 Elk City Renewables II, LLC (100%; Sole Member)
 Sholes Wind Funding, LLC (100%; Sole Member)
 Sholes Wind Class A Holdings, LLC (100%; Sole Member)
 Sholes Wind, LLC (100%; Class A Member)

Emerald Breeze Holdings, LLC (100%; Class A Member)
 Emerald Breeze Class A Holdings, LLC (100%; Sole Member)
 Emerald Breeze, LLC (100%; Class A Member)
 Appaloosa Run Wind, LLC (100%; Sole Member)
 Great Prairie Wind, LLC (100%; Sole Member)
 Yellow Pine Solar, LLC (100%; Sole Member)
 Yellow Pine Solar Interconnect, LLC (50%; Managing Member)
Golden West Wind Holdings, LLC (100%; Sole Member)
 Golden West Power Partners, LLC (100%; Class A Tax Equity Member)
Nokota Wind Holdings, LLC (100%; Sole Member)
 Nokota Wind, LLC (100%; Class A Tax Equity Member)
 Brady Wind II, LLC (100%; Sole Member)
 Brady Interconnection, LLC (50%; Member)
 Brady Wind, LLC (100%; Sole Member)
 Brady Interconnection, LLC (50%; Managing Member)
Sac County Wind Holdings, LLC (100%; Class B Member)
 Sac County Wind Class A Holdings, LLC (100%; Class A Member)
 Sac County Wind, LLC (100%; Class A Member)
NEP Renewables Holdings, LLC (100%; Sole Member)
NEP Renewables, LLC (100%; Sole Member)
 Breckinridge Wind Class A Holdings, LLC (100%; Sole Member)
 Breckinridge Wind Project, LLC (100%; Class A Tax Equity Member)
Carousel Wind Holdings, LLC (100%; Sole Member)
 Carousel Wind Farm, LLC (100%; Class A Tax Equity Member)
Monarch Wind Holdings, LLC (100%; Sole Member)
 Monarch Wind, LLC (100%; Class A Tax Equity Member)
 Javelina Wind Holdings II, LLC (100%; Sole Member)
 Javelina Wind Energy II, LLC (100%; Sole Member)
 Javelina Interconnection, LLC (45%; Member)
 Rush Springs Wind Energy, LLC (100%; Sole Member)
Mountain View Solar Holdings, LLC (100%; Sole Member)
 Mountain View Solar, LLC (100%; Sole Member)
Pacific Plains Wind Class A Holdings, LLC (100%; Sole Member)
 Pacific Plains Wind, LLC (100%; Class A Tax Equity Member)
 Cottonwood Wind Project Holdings, LLC (100%; Sole Member)
 Cottonwood Wind Project, LLC (100%; Sole Member)
 Golden Hills North Wind, LLC (100%; Sole Member)
 Golden Hills Interconnection, LLC (32.4%; Member)
 NextEra Energy Bluff Point, LLC (100%; Sole Member)
NextEra Desert Sunlight Holdings, LLC (99.8%; Member)
 Desert Sunlight Investment Holdings, LLC (50%; Managing Member)
 Desert Sunlight Holdings, LLC (100%; Sole Member)
 Desert Sunlight 250, LLC (100%; Sole Member)
 Desert Sunlight 300, LLC (100%; Sole Member)
Nutmeg Solar Holdings, LLC (33.3%; Member)
 Nutmeg Solar, LLC (100%; Sole Member)
Palomino Wind Holdings, LLC (100%; Sole Member)

Palomino Wind, LLC (100%; Class A Tax Equity Member)
Kingman Wind Energy I, LLC (100%; Sole Member)
Kingman Wind Energy II, LLC (100%; Sole Member)
Prairie View Wind Holdings, LLC (100%; Sole Member)
Ninnescah Wind Energy LLC (100%; Sole Member)
Sac County Wind Holdings, LLC (100%; Class A Member)
Sac County Wind Class A Holdings, LLC (100%; Class A Member)
Sac County Wind, LLC (100%; Class A Member)
Seiling Wind Investments, LLC (100%; Sole Member)
Seiling Wind Holdings, LLC (100%; Sole Member)
Seiling Wind Portfolio, LLC (100%; Class A Tax Equity Member)
Seiling Wind II, LLC (100%; Sole Member)
Seiling Wind Interconnection Services, LLC (33%; Member)
Seiling Wind, LLC (100%; Sole Member)
Seiling Wind Interconnection Services, LLC (67%; Managing Member)
Shaw Creek Solar Holdings, LLC (33.3%; Member)
Shaw Creek Solar, LLC (100%; Sole Member)
Solar Holdings Portfolio 12, LLC (100%; Class C Member)
DG Portfolio 2019 Holdings, LLC (100%; Sole Member)
DG Portfolio 2019, LLC (100%; Sole Member)
DG Amaze, LLC (100%; Sole Member)
DG California Solar, LLC (100%; Sole Member)
DG Colorado Solar, LLC (100%; Sole Member)
DG LF Solar, LLC (100%; Sole Member)
DG Minnesota CSG 1, LLC (100%; Sole Member)
DG Minnesota CSG, LLC (100%; Sole Member)
DG New Jersey Solar, LLC (100%; Sole Member)
DG New York Solar, LLC (100%; Sole Member)
DG Northeast Solar, LLC (100%; Sole Member)
DG SUNY Solar 1, LLC (100%; Sole Member)
DG Southwest Solar Portfolio 2019, LLC (100%; Sole Member)
HL Solar LLC (100%; Sole Member)
DG Waipio, LLC (100%)
Pacific Energy Solutions LLC (100%; Sole Member)
W2 Solar Holdings, LLC (100%; Sole Member)
Sierra Solar Funding, LLC (100%; Sole Member)
Sierra Solar Holdings, LLC (100%; Sole Member)
Westside Solar, LLC (100%; Sole Member)
Whitney Point Solar, LLC (100%; Sole Member)
Southwest Solar Holdings, LLC (100%; Member)
Hatch Solar Energy Center I LLC (100%; Sole Member)
Sunlight Renewables Holdings, LLC (100%; Class A Member)
Sunlight Renewables Class A Holdings, LLC (100%; Sole Member)
Sunlight Renewables, LLC (100%; Class A Member)
Sunlight Storage, LLC (100%; Sole Member)
Windstar Portfolio, LLC (100%; Sole Member)
Tusk Wind Holdings II, LLC (100%)
Windstar Energy, LLC (100%; Sole Member)
NextEra Energy Partners Constructors, LLC (100%; Sole Member)
NextEra Energy Partners Solar Acquisitions, LLC (100%; Sole Member)
Adelanto CA II, LLC (100%; Sole Member)

Adelanto Solar Funding, LLC (50.01%; Member)
Adelanto Solar Holdings, LLC (100%; Sole Member)
Adelanto Solar II, LLC (100%; Sole Member)
Adelanto Solar, LLC (100%; Sole Member)
McCoy CA II, LLC (100%; Sole Member)
McCoy Solar Holdings, LLC (50.01%; Member)
McCoy Solar Funding, LLC (100%; Sole Member)
McCoy Solar, LLC (100%; Sole Member)
NextEra Desert Center Blythe, LLC (50%; Member)
NextEra Energy Partners Ventures, LLC (100%; Sole Member)
NEP DC Holdings, LLC (100%; Sole Member)
Dos Caminos, LLC (50%; Member)
NET Holdings Management, LLC (100%; Sole Member)
NextEra Energy Partners Pipelines Holdings, LLC (100%; Sole Member)
NextEra Energy Partners Pipelines, LLC (100%; Managing Member)
Meade Pipeline Investment Holdings, LLC (100%; Sole Member)
Meade Pipeline Investment, LLC (100%; Sole Member)
Meade Pipeline Co LLC (75%; Managing Member)
Redwood Meade Pipeline, LLC (100%; Sole Member)
Redwood Midstream, LLC (90%; Managing Member)
Redwood Meade Midstream MPC, LLC (100%; Sole Member)
Meade Pipeline Co LLC (15%; Member)
River Road Interests LLC (100%; Sole Member)
Meade Pipeline Co LLC (10%; Member)
Redwood Midstream, LLC (10%; Member)
Redwood Meade Midstream MPC, LLC (100%; Sole Member)
Meade Pipeline Co LLC (15%; Member)
River Road Interests LLC (100%; Sole Member)
Meade Pipeline Co LLC (10%; Member)
South Texas Midstream Holdings, LLC (100%; Sole Member)
South Texas Midstream, LLC (100%; Class A Member)
NET Midstream, LLC (100%; Sole Member)
NET General Partners, LLC (100%; Sole Member)
Eagle Ford Midstream, LP (0.1%; General Partner)
LaSalle Pipeline, LP (0.1%; General Partner)
Mission Natural Gas Company, LP (0.1%; General Partner)
Mission Valley Pipeline Company, LP (0.1%; General Partner)
NET Mexico Pipeline, LP (0.1%; General Partner)
NET Mexico Pipeline Partners, LLC (90%; Member)
Red Gate Pipeline, LP (0.1%; General Partner)
South Shore Pipeline L.P. (0.1%; General Partner)
NET Pipeline Holdings LLC (100%; Sole Member)
Eagle Ford Midstream, LP (99.9%; Limited Partner)
LaSalle Pipeline, LP (99.9%; Limited Partner)
Mission Natural Gas Company, LP (99.9%; Limited Partner)
Mission Valley Pipeline Company, LP (99.9%; Limited Partner)
NET Mexico Pipeline, LP (99.9%; Limited Partner)
NET Mexico Pipeline Partners, LLC (90%; Member)
Red Gate Pipeline, LP (99.9%; Limited Partner)
South Shore Pipeline L.P. (99.9%; Limited Partner)

Northern Colorado Wind Energy, LLC (100%; Sole Member)
Palo Duro Wind Portfolio, LLC (100%; Sole Member)
Palo Duro Wind Project Holdings, LLC (100%; Sole Member)
Palo Duro Wind Energy, LLC (100%; Class A Tax Equity Member)
Palo Duro Wind Interconnection Services, LLC (88%; Managing Member)
Shafter Solar Portfolio, LLC (100%; Sole Member)
Shafter Solar Holdings, LLC (100%; Sole Member)
Shafter Solar, LLC (100%; Sole Member)
Tusk Wind Holdings III, LLC (100%; Sole Member)
Granite Reliable Power, LLC (100%; Sole Member)
NextEra Energy Operating Partners, LP (46.242%; Limited Partner)
NextEra Energy US Partners Holdings, LLC (100%; Sole Member)
GR Bage (NEP), LLC (100%; Sole Member)
Genesis Purchaser Holdings, LLC (100%; Sole Member)
Genesis Purchaser, LLC (100%; Sole Member)
Genesis Solar Funding Holdings, LLC (100%; Sole Member)
Genesis Solar Funding, LLC (100%; Sole Member)
Genesis Solar Holdings, LLC (100%; Class A Tax Equity Member)
Elk City Wind, LLC (100%; Sole Member)
Genesis Solar, LLC (100%; Sole Member)
NextEra Desert Center Blythe, LLC (50%; Member)
Golden Plains Class A Holdings, LLC (100%; Sole Member)
Golden Plains, LLC (100%; Class A Member)
Baldwin Wind Energy, LLC (100%; Sole Member)
Northern Colorado Wind Energy Center II, LLC (100%; Sole Member)
Northern Colorado Interconnect, LLC (12.9%; Member)
Northern Colorado Wind Energy Center, LLC (100%; Sole Member)
Northern Colorado Interconnect, LLC (87.1%; Managing Member)
Wilmot Energy Center, LLC (100%; Sole Member)
Pine Brooke Class A Holdings, LLC (40%; Member)
Pine Brooke, LLC (100%; Class A Tax Equity Member)
Blue Summit III Wind, LLC (100%; Sole Member)
Blue Summit Interconnection, LLC (25%; Member)
Harmony Florida Solar, LLC (100%; Sole Member)
Ponderosa Wind, LLC (100%; Sole Member)
Saint Solar, LLC (100%; Sole Member)
Sanford Airport Solar, LLC (100%; Sole Member)
Soldier Creek Wind, LLC (100%; Sole Member)
Taylor Creek Solar, LLC (100%; Sole Member)
NextEra Energy Partners Acquisitions, LLC (100%; Sole Member)
Baldwin Wind, LLC (100%; Sole Member)
Bayhawk Wind Portfolio, LLC (100%; Sole Member)
Bayhawk Wind Holdings, LLC (100%; Sole Member)
Bayhawk Wind, LLC (100%; Class A Member)
Cedar Bluff Wind, LLC (100%; Sole Member)
Golden Hills Wind, LLC (100%; Sole Member)
Golden Hills Interconnection, LLC (67.6%; Managing Member)
Coram Portfolio II, LLC (100%; Sole Member)
Tusk Wind Holdings V, LLC (100%; Sole Member)

RET Coram Tehachapi Wind GP, LLC (100%; Sole Member)
 Coram California Development, L.P. (0.01%; General Partner)
RET Tehachapi Wind Development, LLC (100%; Sole Member)
 Coram California Development, L.P. (99.99%; Limited Partner)
Coram Portfolio, LLC (100%; Sole Member)
 Tusk Wind Holdings IV, LLC (100%; Sole Member)
 Coram Energy LLC (100%; Sole Member)
 Coram Tehachapi, LLC (100%; Sole Member)
HW CA Holdings, LLC (100%; Member)
 High Winds, LLC (100%; Sole Member)
Javelina Wind Funding, LLC (100%; Sole Member)
 Javelina Wind Energy Holdings, LLC (100%; Class A Tax Equity Member)
 Javelina Wind Energy, LLC (100%; Sole Member)
 Javelina Interconnection, LLC (55%; Managing Member)
Mammoth Plains Wind Project Holdings, LLC (100%; Sole Member)
 Mammoth Plains Wind Project, LLC (100%; Class A Member)
Meadowlark Wind, LLC (100%; Sole Member)
NEP Renewables Holdings II, LLC (100%; Sole Member)
 NEP Renewables II, LLC (100%; Managing Member)
 Ashtabula Wind II, LLC (100%; Sole Member)
 Ashtabula Wind III, LLC (100%; Sole Member)
 FPL Energy Vansycle L.L.C. (100%; Sole Member)
 Garden Wind, LLC (100%; Sole Member)
 Perrin Ranch Wind, LLC (100%; Sole Member)
 Rosmar Portfolio, LLC (100%; Sole Member)
 Rosmar Holdings, LLC (100%; Member)
 Marshall Solar, LLC (100%; Sole Member)
 Roswell Solar, LLC (100%; Sole Member)
 Roswell Solar Holdings, LLC (100%; Sole Member)
SSSS Holdings, LLC (100%; Sole Member)
 Silver State South Solar, LLC (49.99%; Managing Member)
 Silver State Solar Power South, LLC (100%; Sole Member)
Tuscola Bay Wind, LLC (100%; Sole Member)
White Oak Energy Holdings, LLC (100%; Sole Member)
 White Oak Energy LLC (100%; Sole Member)
NEP Renewables Holdings III, LLC (100%; Sole Member)
 NEP Renewables III, LLC (50%; Class B Member)
Star Moon Holdings, LLC (100%; Class A Member)
 Moonlight Bay Class A Holdings, LLC (100%; Sole Member)
 Moonlight Bay Renewables, LLC (100%; Class A Member)
 Dodge Flat Solar, LLC (100%; Sole Member)
 Elora Solar, LLC (100%; Sole Member)
 Fish Springs Ranch Solar, LLC (100%; Sole Member)
 Little Blue Wind Project, LLC (100%; Sole Member)
 Minco Wind Energy III, LLC (100%; Sole Member)
 Minco IV & V Interconnection, LLC (27.04%; Managing Member)
 White Mesa Wind, LLC (100%; Sole Member)
Stargrass Class A Holdings, LLC (100%; Sole Member)
 Stargrass, LLC (100%; Class A Member)
 Borderlands Wind, LLC (100%; Sole Member)
 Borderlands Wind Holdings, LLC (100%; Sole

Member)

Cool Springs Solar, LLC (100%; Sole Member)

Ensign Wind Energy, LLC (100%; Sole Member)

Hubbard Wind, LLC (100%; Sole Member)

Irish Creek Wind, LLC (100%; Sole Member)

Quinebaug Solar, LLC (100%; Sole Member)

Quitman II Solar, LLC (100%; Sole Member)

NEP Renewables III, LLC (100%; Class A Member)

Star Moon Holdings, LLC (100%; Class A Member)

Moonlight Bay Class A Holdings, LLC (100%; Sole Member)

Moonlight Bay Renewables, LLC (100%; Class A Member)

Dodge Flat Solar, LLC (100%; Sole Member)

Elora Solar, LLC (100%; Sole Member)

Fish Springs Ranch Solar, LLC (100%; Sole Member)

Little Blue Wind Project, LLC (100%; Sole Member)

Minco Wind Energy III, LLC (100%; Sole Member)

Minco IV & V Interconnection, LLC (27.04%; Managing Member)

White Mesa Wind, LLC (100%; Sole Member)

Stargrass Class A Holdings, LLC (100%; Sole Member)

Stargrass, LLC (100%; Class A Member)

Borderlands Wind, LLC (100%; Sole Member)

Borderlands Wind Holdings, LLC (100%; Sole Member)

Cool Springs Solar, LLC (100%; Sole Member)

Ensign Wind Energy, LLC (100%; Sole Member)

Hubbard Wind, LLC (100%; Sole Member)

Irish Creek Wind, LLC (100%; Sole Member)

Quinebaug Solar, LLC (100%; Sole Member)

Quitman II Solar, LLC (100%; Sole Member)

NEP Renewables Holdings IV, LLC (100%; Sole Member)

NEP Renewables IV, LLC (100%; Class A Member)

Alta Wind Portfolio, LLC (100%; Sole Member)

Tusk Wind Holdings, LLC (100%; Sole Member)

Alta Wind VIII, LLC (100%; Sole Member)

Dogwood Wind Holdings, LLC (100%; Sole Member)

Dogwood Wind, LLC (100%; Class A Tax Equity Member)

Oliver Wind III, LLC (100%; Sole Member)

Osborn Wind Energy, LLC (100%; Sole Member)

Elk City Sholes Holdings, LLC (100%; Class B Member)

Elk City II Wind Funding, LLC (100%; Sole Member)

Southwest Wind, LLC (100%; Class A Tax Equity Member)

Elk City Renewables II, LLC (100%; Sole Member)

Sholes Wind Funding, LLC (100%; Sole Member)

Sholes Wind Class A Holdings, LLC (100%; Sole Member)

Sholes Wind, LLC (100%; Class A Member)

Emerald Breeze Holdings, LLC (100%; Class A Member)

Emerald Breeze Class A Holdings, LLC (100%; Sole Member)

Emerald Breeze, LLC (100%; Class A Member)

Appaloosa Run Wind, LLC (100%; Sole Member)

Great Prairie Wind, LLC (100%; Sole Member)

Yellow Pine Solar, LLC (100%; Sole Member)

Yellow Pine Solar Interconnect, LLC (50%; Managing Member)

Golden West Wind Holdings, LLC (100%; Sole Member)

Golden West Power Partners, LLC (100%; Class A Tax Equity Member)
Nokota Wind Holdings, LLC (100%; Sole Member)
Nokota Wind, LLC (100%; Class A Tax Equity Member)
Brady Wind II, LLC (100%; Sole Member)
Brady Interconnection, LLC (50%; Member)
Brady Wind, LLC (100%; Sole Member)
Brady Interconnection, LLC (50%; Managing Member)
Sac County Wind Holdings, LLC (100%; Class B Member)
Sac County Wind Class A Holdings, LLC (100%; Class A Member)
Sac County Wind, LLC (100%; Class A Member)
NEP Renewables IV, LLC (31.2%; Class B Member)
Alta Wind Portfolio, LLC (100%; Sole Member)
Tusk Wind Holdings, LLC (100%; Sole Member)
Alta Wind VIII, LLC (100%; Sole Member)
Dogwood Wind Holdings, LLC (100%; Sole Member)
Dogwood Wind, LLC (100%; Class A Tax Equity Member)
Oliver Wind III, LLC (100%; Sole Member)
Osborn Wind Energy, LLC (100%; Sole Member)
Elk City Sholes Holdings, LLC (100%; Class B Member)
Elk City II Wind Funding, LLC (100%; Sole Member)
Southwest Wind, LLC (100%; Class A Tax Equity Member)
Elk City Renewables II, LLC (100%; Sole Member)
Sholes Wind Funding, LLC (100%; Sole Member)
Sholes Wind Class A Holdings, LLC (100%; Sole Member)
Sholes Wind, LLC (100%; Class A Member)
Emerald Breeze Holdings, LLC (100%; Class A Member)
Emerald Breeze Class A Holdings, LLC (100%; Sole Member)
Emerald Breeze, LLC (100%; Class A Member)
Appaloosa Run Wind, LLC (100%; Sole Member)
Great Prairie Wind, LLC (100%; Sole Member)
Yellow Pine Solar, LLC (100%; Sole Member)
Yellow Pine Solar Interconnect, LLC (50%; Managing Member)
Golden West Wind Holdings, LLC (100%; Sole Member)
Golden West Power Partners, LLC (100%; Class A Tax Equity Member)
Nokota Wind Holdings, LLC (100%; Sole Member)
Nokota Wind, LLC (100%; Class A Tax Equity Member)
Brady Wind II, LLC (100%; Sole Member)
Brady Interconnection, LLC (50%; Member)
Brady Wind, LLC (100%; Sole Member)
Brady Interconnection, LLC (50%; Managing Member)
Sac County Wind Holdings, LLC (100%; Class B Member)
Sac County Wind Class A Holdings, LLC (100%; Class A Member)
Sac County Wind, LLC (100%; Class A Member)
NEP Renewables Holdings, LLC (100%; Sole Member)
NEP Renewables, LLC (100%; Sole Member)
Breckinridge Wind Class A Holdings, LLC (100%; Sole Member)
Breckinridge Wind Project, LLC (100%; Class A Tax Equity Member)
Carousel Wind Holdings, LLC (100%; Sole Member)
Carousel Wind Farm, LLC (100%; Class A Tax Equity

DG New York Solar, LLC (100%; Sole Member)
 DG Northeast Solar, LLC (100%; Sole Member)
 DG SUNY Solar 1, LLC (100%; Sole Member)
 DG Southwest Solar Portfolio 2019, LLC (100%; Sole Member)
 HL Solar LLC (100%; Sole Member)
 DG Waipio, LLC (100%)
 Pacific Energy Solutions LLC (100%; Sole Member)
 W2 Solar Holdings, LLC (100%; Sole Member)
 Sierra Solar Funding, LLC (100%; Sole Member)
 Sierra Solar Holdings, LLC (100%; Sole Member)
 Westside Solar, LLC (100%; Sole Member)
 Whitney Point Solar, LLC (100%; Sole Member)
 Southwest Solar Holdings, LLC (100%; Member)
 Hatch Solar Energy Center I LLC (100%; Sole Member)
 Sunlight Renewables Holdings, LLC (100%; Class A Member)
 Sunlight Renewables Class A Holdings, LLC (100%; Sole Member)
 Sunlight Renewables, LLC (100%; Class A Member)
 Sunlight Storage, LLC (100%; Sole Member)
 Windstar Portfolio, LLC (100%; Sole Member)
 Tusk Wind Holdings II, LLC (100%)
 Windstar Energy, LLC (100%; Sole Member)
 NextEra Energy Partners Constructors, LLC (100%; Sole Member)
 NextEra Energy Partners Solar Acquisitions, LLC (100%; Sole Member)
 Adelanto CA II, LLC (100%; Sole Member)
 Adelanto Solar Funding, LLC (50.01%; Member)
 Adelanto Solar Holdings, LLC (100%; Sole Member)
 Adelanto Solar II, LLC (100%; Sole Member)
 Adelanto Solar, LLC (100%; Sole Member)
 McCoy CA II, LLC (100%; Sole Member)
 McCoy Solar Holdings, LLC (50.01%; Member)
 McCoy Solar Funding, LLC (100%; Sole Member)
 McCoy Solar, LLC (100%; Sole Member)
 NextEra Desert Center Blythe, LLC (50%; Member)
 NextEra Energy Partners Ventures, LLC (100%; Sole Member)
 NEP DC Holdings, LLC (100%; Sole Member)
 Dos Caminos, LLC (50%; Member)
 NET Holdings Management, LLC (100%; Sole Member)
 NextEra Energy Partners Pipelines Holdings, LLC (100%; Sole Member)
 NextEra Energy Partners Pipelines, LLC (100%; Managing Member)
 Meade Pipeline Investment Holdings, LLC (100%; Sole Member)
 Meade Pipeline Investment, LLC (100%; Sole Member)
 Meade Pipeline Co LLC (75%; Managing Member)
 Redwood Meade Pipeline, LLC (100%; Sole Member)
 Redwood Midstream, LLC (90%; Managing Member)
 Redwood Meade Midstream MPC, LLC (100%; Sole Member)
 Meade Pipeline Co LLC (15%; Member)
 River Road Interests LLC (100%; Sole Member)
 Meade Pipeline Co LLC (10%; Member)
 Redwood Midstream, LLC (10%; Member)
 Redwood Meade Midstream MPC, LLC (100%; Sole Member)

Meade Pipeline Co LLC (15%; Member)
 River Road Interests LLC (100%; Sole Member)
 Meade Pipeline Co LLC (10%; Member)
 South Texas Midstream Holdings, LLC (100%; Sole Member)
 South Texas Midstream, LLC (100%; Class A Member)
 NET Midstream, LLC (100%; Sole Member)
 NET General Partners, LLC (100%; Sole Member)
 Eagle Ford Midstream, LP (0.1%; General Partner)
 LaSalle Pipeline, LP (0.1%; General Partner)
 Mission Natural Gas Company, LP (0.1%; General Partner)
 Mission Valley Pipeline Company, LP (0.1%; General Partner)
 NET Mexico Pipeline, LP (0.1%; General Partner)
 NET Mexico Pipeline Partners, LLC (90%; Member)
 Red Gate Pipeline, LP (0.1%; General Partner)
 South Shore Pipeline L.P. (0.1%; General Partner)
 NET Pipeline Holdings LLC (100%; Sole Member)
 Eagle Ford Midstream, LP (99.9%; Limited Partner)
 LaSalle Pipeline, LP (99.9%; Limited Partner)
 Mission Natural Gas Company, LP (99.9%; Limited Partner)
 Mission Valley Pipeline Company, LP (99.9%; Limited Partner)
 NET Mexico Pipeline, LP (99.9%; Limited Partner)
 NET Mexico Pipeline Partners, LLC (90%; Member)
 Red Gate Pipeline, LP (99.9%; Limited Partner)
 South Shore Pipeline L.P. (99.9%; Limited Partner)
 Northern Colorado Wind Energy, LLC (100%; Sole Member)
 Palo Duro Wind Portfolio, LLC (100%; Sole Member)
 Palo Duro Wind Project Holdings, LLC (100%; Sole Member)
 Palo Duro Wind Energy, LLC (100%; Class A Tax Equity Member)
 Palo Duro Wind Interconnection Services, LLC (88%; Managing Member)
 Shafter Solar Portfolio, LLC (100%; Sole Member)
 Shafter Solar Holdings, LLC (100%; Sole Member)
 Shafter Solar, LLC (100%; Sole Member)
 Tusk Wind Holdings III, LLC (100%; Sole Member)
 Granite Reliable Power, LLC (100%; Sole Member)
 NextEra Energy NextBridge Holdings GP, LLC (100%; Sole Member)
 NextEra Energy NextBridge Holdings GP, ULC (100%; Shareholder)
 NextEra Energy NextBridge Holdings, LP (0.0001%; General Partner)
 NextEra Energy NextBridge Holding, ULC (100%; Shareholder)
 NextBridge Infrastructure LP (50%; Limited Partner)
 NextEra Energy NextBridge Holdings, LP (99.9999%; Limited Partner)
 NextEra Energy NextBridge Holding, ULC (100%; Shareholder)
 NextBridge Infrastructure LP (50%; Limited Partner)
 NextEra Energy UCT Holding, Inc. (100%; Shareholder)
 Upper Canada Transmission, Inc. (50%; Shareholder)
 NextBridge Infrastructure LP (100%; General Partner)
 Northpoint I Wind GP, Inc. (100%; Shareholder)
 Northpoint I Wind, LP (0.0001%; General Partner)
 Northpoint I Wind LP, ULC (100%; Shareholder)
 Northpoint I Wind, LP (89.9999%; Limited Partner)
 Northpoint II Wind GP, Inc. (100%; Shareholder)
 Northpoint II Wind, LP (0.0001%; General Partner)
 Northpoint II Wind LP, ULC (100%; Shareholder)

Northpoint II Wind, LP (89.9999%; Limited Partner)
 Parry Energy Storage GP, LLC (100%; Sole Member)
 Parry Energy Storage GP, ULC (100%; Shareholder)
 Parry Energy Storage, LP (0.0001%; General Partner)
 Parry Energy Storage LP, ULC (100%; Shareholder)
 Parry Energy Storage, LP (99.9999%; Limited Partner)
 Red Deer Solar GP, Inc. (100%; Shareholder)
 Red Deer Solar, LP (0.0001%; General Partner)
 Red Deer Solar LP, ULC (100%; Shareholder)
 Red Deer Solar, LP (99.9999%; Limited Partner)
 Swift Wind GP, Inc. (100%; Shareholder)
 Swift Wind, LP (0.0001%; General Partner)
 Swift Wind LP, ULC (100%; Shareholder)
 Swift Wind, LP (99.9999%; Limited Partner)
 Thames Solar GP, Inc. (100%; Shareholder)
 Thames Solar, LP (0.0001%; General Partner)
 Thames Solar LP, ULC (100%; Shareholder)
 Thames Solar, LP (99.9999%; Limited Partner)
 Trout Lake I Solar GP, Inc. (100%; Shareholder)
 Trout Lake I Solar, LP (0.0001%; General Partner)
 Trout Lake I Solar LP, ULC (100%; Shareholder)
 Trout Lake I Solar, LP (89.9999%; Limited Partner)
 Trout Lake II Solar GP, Inc. (100%; Shareholder)
 Trout Lake II Solar, LP (0.0001%; General Partner)
 Trout Lake II Solar LP, ULC (100%; Shareholder)
 Trout Lake II Solar, LP (99.9999%; Limited Partner)
 Trout Lake III Solar GP, Inc. (100%; Shareholder)
 Trout Lake III Solar, LP (0.0001%; General Partner)
 Trout Lake III Solar LP, ULC (100%; Shareholder)
 Trout Lake III Solar, LP (99.9999%; Limited Partner)
 Zephyrus Wind GP, Inc. (100%; Shareholder)
 Zephyrus Wind, LP (0.0001%; General Partner)
 Zephyrus Wind LP, ULC (100%; Shareholder)
 Zephyrus Wind, LP (99.9999%; Limited Partner)
 NextEra Energy Canada, LP (99.9999%; Limited Partner)
 Aquilo Holdings LP, ULC (100%; Shareholder)
 Aquilo LP, ULC (100%; Shareholder)
 Mount Copper, LP (99.99%; Limited Partner)
 Pubnico Point GP, Inc. (100%; Shareholder)
 Pubnico Point, LP (0.01%; General Partner)
 Pubnico Point Wind Farm Inc. (100%; Shareholder)
 Pubnico Point, LP (99.99%; Limited Partner)
 Battersea Solar GP, Inc. (100%; Shareholder)
 Battersea Solar, LP (0.0001%; General Partner)
 Battersea Solar LP, ULC (100%; Shareholder)
 Battersea Solar, LP (89.9999%; Limited Partner)
 Buffalo Trail Solar GP, Inc. (100%; Shareholder)
 Buffalo Trail Solar, LP (0.0001%; General Partner)
 Buffalo Trail Solar LP, ULC (100%; Shareholder)
 Buffalo Trail Solar, LP (99.9999%; Limited Partner)
 Clarabelle I Solar GP, Inc. (100%; Shareholder)
 Clarabelle I Solar, LP (0.0001%; General Partner)
 Clarabelle I Solar LP, ULC (100%; Shareholder)
 Clarabelle I Solar, LP (89.9999%; Limited Partner)
 Clarabelle II Solar LP, ULC (100%; Shareholder)
 Clarabelle II Solar, LP (89.9999%; Limited Partner)
 Clarabelle II Solar GP, Inc. (100%; Shareholder)

Clarabelle II Solar, LP (0.0001%; General Partner)
 Clarabelle III Solar GP, Inc. (100%; Shareholder)
 Clarabelle III Solar, LP (0.0001%; General Partner)
 Clarabelle III Solar LP, ULC (100%; Shareholder)
 Clarabelle III Solar, LP (99.9999%; Limited Partner)
 Cordukes Solar GP, Inc. (100%; Shareholder)
 Cordukes Solar, LP (0.0001%; General Partner)
 Cordukes Solar LP, ULC (100%; Shareholder)
 Cordukes Solar, LP (89.9999%; Limited Partner)
 Costigan Wind GP, Inc. (100%; Shareholder)
 Costigan Wind LP, ULC (100%; Shareholder)
 Costigan Wind, LP (99.9999%; Limited Partner)
 Elmira Energy Storage GP, LLC (100%; Sole Member)
 Elmira Energy Storage GP, ULC (100%; Shareholder)
 Elmira Energy Storage, LP (0.0001%; General Partner)
 Elmira Energy Storage LP, ULC (100%; Shareholder)
 Elmira Energy Storage, LP (99.9999%; Limited Partner)
 Elmsthorpe Wind GP, Inc. (100%; Shareholder)
 Elmsthorpe Wind, LP (0.0001%; General Partner)
 Elmsthorpe Wind LP, ULC (100%; Shareholder)
 Elmsthorpe Wind, LP (99.9999%; Limited Partner)
 Ghost Pine Energy Storage GP, Inc. (100%; Shareholder)
 Ghost Pine Energy Storage, LP (0.0001%; General Partner)
 Ghost Pine Energy Storage LP, ULC (100%; Shareholder)
 Ghost Pine Energy Storage, LP (99.9999%; Limited Partner)
 Glenridge Wind GP, Inc. (100%; Shareholder)
 Glenridge Wind, LP (0.0001%; General Partner)
 Glenridge Wind LP, ULC (100%; Shareholder)
 Glenridge Wind, LP (99.9999%; Limited Partner)
 Hardy Creek Wind GP, Inc. (100%; Shareholder)
 Hardy Creek Wind, LP (0.0001%; General Partner)
 Hardy Creek Wind, ULC (100%; Shareholder)
 Hardy Creek Wind, LP (89.9999%; Limited Partner)
 Heritage Wind GP, Inc. (100%; Shareholder)
 Heritage Wind, LP (0.0001%; General Partner)
 Heritage Wind LP, ULC (100%; Shareholder)
 Heritage Wind, LP (99.9999%; Limited Partner)
 High Hills Wind GP, Inc. (100%; Shareholder)
 High Hills Wind, LP (0.0001%; General Partner)
 High Hills Wind LP, ULC (100%; Shareholder)
 High Hills Wind, LP (99.9999%; Limited Partner)
 Kitscoty Wind GP, Inc. (100%; Shareholder)
 Kitscoty Wind, LP (0.0001%; General Partner)
 Kitscoty Wind LP, ULC (100%; Shareholder)
 Kitscoty Wind, LP (99.9999%; Limited Partner)
 Living Skies Solar 10 GP, Inc. (100%; Shareholder)
 Living Skies Solar 10, LP (0.0001%; General Partner)
 Living Skies Solar 10 LP, ULC (100%; Shareholder)
 Living Skies Solar 10, LP (99.9999%; Limited Partner)
 McAdam Wind GP, Inc. (100%; Shareholder)
 McAdam Wind LP, ULC (100%; Shareholder)
 McAdam Wind, LP (99.9999%; Limited Partner)
 Minudie Wind GP, Inc. (100%; Shareholder)
 Minudie Wind, LP (0.0001%; General Partner)
 Minudie Wind LP, ULC (100%; Shareholder)
 Minudie Wind, LP (99.9999%; Limited Partner)
 Mount Copper GP, Inc. (100%; Shareholder)

Mount Copper, LP (0.01%; General Partner)
 NextEra Energy Canada Storage GP, Inc. (100%; Shareholder)
 NextEra Energy Canada Storage, LP (0.0001%; General Partner)
 NextEra Energy Canada Storage LP, ULC (100%; Shareholder)
 NextEra Energy Canada Storage, LP (99.9999%; Limited Partner)
 NextEra Energy Canadian Holdings, ULC (100%; Shareholder)
 Bornish Wind BC Holdings, ULC (100%; Shareholder)
 Bornish Wind Funding GP, LLC (100%; Sole Member)
 Bornish Wind Funding GP, ULC (100%; Shareholder)
 Bornish Wind Funding, LP (0.0001%; General Partner)
 Bornish Wind GP, LLC (100%; Sole Member)
 Bornish Wind GP, ULC (100%; Shareholder)
 Bornish Wind, LP (0.01%; General Partner)
 Bornish Wind, LP (99.99%; Limited Partner)
 Bornish Wind Funding, LP (99.9999%; Limited Partner)
 Bornish Wind GP, LLC (100%; Sole Member)
 Bornish Wind GP, ULC (100%; Shareholder)
 Bornish Wind, LP (0.01%; General Partner)
 Bornish Wind, LP (99.99%; Limited Partner)
 CP II CAD Holdings LP GP, LLC (100%; Sole Member)
 CP II Holdings LP GP, ULC (100%; Shareholder)
 CP II Holdings, LP (0.0001%; General Partner)
 CP II Funding GP, LLC (100%; Sole Member)
 CP II Funding GP, ULC (100%; Shareholder)
 CP II Funding, LP (0.0001%; General Partner)
 Cedar Point II Limited Partnership (49.995%; Limited Partner)
 CP II Holdings LP, ULC (100%; Shareholder)
 CP II Funding, LP (99.9999%; Limited Partner)
 Cedar Point II Limited Partnership (49.995%; Limited Partner)
 CP II Holdings GP, Inc. (100%; Shareholder)
 Cedar Point II GP Inc. (50%; Shareholder)
 Cedar Point II Limited Partnership (0.01%; General Partner)
 CP II Holdings, LP (99.9999%; Limited Partner)
 CP II Funding GP, LLC (100%; Sole Member)
 CP II Funding GP, ULC (100%; Shareholder)
 CP II Funding, LP (0.0001%; General Partner)
 Cedar Point II Limited Partnership (49.995%; Limited Partner)
 CP II Holdings LP, ULC (100%; Shareholder)
 CP II Funding, LP (99.9999%; Limited Partner)
 Cedar Point II Limited Partnership (49.995%; Limited Partner)
 East Durham Wind BC Holdings, ULC (100%; Shareholder)
 East Durham Wind Funding GP, LLC (100%; Sole Member)
 East Durham Wind Funding GP, ULC (100%; Shareholder)
 East Durham Wind Funding, LP (0.0001%; General Partner)
 East Durham Wind GP, LLC (100%; Sole Member)
 East Durham Wind GP, ULC (100%; Shareholder)
 East Durham Wind, LP (0.0001%; General Partner)
 East Durham Wind, LP (99.9999%; Limited Partner)
 East Durham Wind Funding, LP (99.9999%; Limited Partner)
 East Durham Wind GP, LLC (100%; Sole Member)
 East Durham Wind GP, ULC (100%; Shareholder)
 East Durham Wind, LP (0.0001%; General Partner)
 East Durham Wind, LP (99.9999%; Limited Partner)
 Goshen Wind BC Holdings, ULC (100%; Shareholder)
 Goshen Wind Funding GP, LLC (100%; Sole Member)

Goshen Wind Funding GP, ULC (100%; Shareholder)
 Goshen Wind Funding, LP (0.0001%; General Partner)
 Goshen Wind GP, LLC (100%; Sole Member)
 Goshen Wind GP, ULC (100%; Shareholder)
 Goshen Wind, LP (0.0001%; General Partner)
 Goshen Wind, LP (99.9999%; Limited Partner)
 Goshen Wind Funding, LP (99.9999%; Limited Partner)
 Goshen Wind GP, LLC (100%; Sole Member)
 Goshen Wind GP, ULC (100%; Shareholder)
 Goshen Wind, LP (0.0001%; General Partner)
 Goshen Wind, LP (99.9999%; Limited Partner)
 Kerwood Wind BC Holdings, ULC (100%; Shareholder)
 Kerwood Wind Funding GP, LLC (100%; Sole Member)
 Kerwood Wind Funding GP, ULC (100%; Shareholder)
 Kerwood Wind Funding, LP (0.0001%; General Partner)
 Kerwood Wind GP, LLC (100%; Sole Member)
 Kerwood Wind GP, ULC (100%; Shareholder)
 Kerwood Wind, LP (0.0001%; General Partner)
 Kerwood Wind, LP (99.9999%; Limited Partner)
 Kerwood Wind Funding, LP (99.9999%; Limited Partner)
 Kerwood Wind GP, LLC (100%; Sole Member)
 Kerwood Wind GP, ULC (100%; Shareholder)
 Kerwood Wind, LP (0.0001%; General Partner)
 Kerwood Wind, LP (99.9999%; Limited Partner)
 Mount Miller Holdings GP, LLC (100%; Sole Member)
 Mount Miller Holdings GP, ULC (100%; Shareholder)
 Mount Miller Holdings II, LP (0.0001%; General Partner)
 Mount Miller Holdco, LLC (100%; Sole Member)
 Mount Miller Holdco, ULC (100%; Shareholder)
 4263766 Canada Inc. (100%; Shareholder)
 Mount Miller GP, ULC (100%; Shareholder)
 Mount Miller Wind Energy Limited Partnership (0.01%;
 General Partner)
 Mount Miller GP, ULC (100%; Shareholder)
 Mount Miller Wind Energy Limited Partnership (0.01%;
 General Partner)
 Mount Miller Wind Energy Limited Partnership (99.99%; Limited
 Partner)
 Mount Miller Wind Energy Limited Partnership (Limited Partner)
 Mount Miller Holdings II, LP (99.9999%; Limited Partner)
 Mount Miller Holdco, LLC (100%; Sole Member)
 Mount Miller Holdco, ULC (100%; Shareholder)
 4263766 Canada Inc. (100%; Shareholder)
 Mount Miller GP, ULC (100%; Shareholder)
 Mount Miller Wind Energy Limited Partnership (0.01%; General
 Partner)
 Mount Miller GP, ULC (100%; Shareholder)
 Mount Miller Wind Energy Limited Partnership (0.01%; General
 Partner)
 Mount Miller Wind Energy Limited Partnership (99.99%; Limited
 Partner)
 Mount Miller Wind Energy Limited Partnership (Limited Partner)
 NECD Holdings, LP (99.9999%; Limited Partner)
 NextEra Canada Development, LP (99.9999%; Limited Partner)
 NextEra Canada Constructors, LLC (100%; Sole Member)
 NextEra Canada Constructors GP, ULC (100%; Shareholder)
 NextEra Canada Constructors, LP (0.0001%; General Partner)
 NextEra Canada Constructors, LP (99.9999%; Limited Partner)

NextEra Canada Development GP, LLC (100%; Sole Member)
NextEra Canada Development GP, ULC (100%; Shareholder)
NECD Holdings, LP (0.0001%; General Partner)
NextEra Canada Development, LP (99.9999%; Limited Partner)
NextEra Canada Development, LP (0.0001%; General Partner)
NextEra Canadian IP, Inc. (100%; Shareholder)
NextEra Energy Canada Equipment, ULC (100%; Shareholder)
Fortuna GP, LLC (100%; Sole Member)
Fortuna GP, ULC (100%; Shareholder)
Ghost Pine Windfarm, LP (0.01%; General Partner)
Ghost Pine Windfarm, LP (99.99%; Limited Partner)
NextEra Energy Canadian Operating Services, Inc. (100%; Shareholder)
NextEra Energy Equity Partners, LP (100%; Limited Partner)
NextEra Energy Operating Partners, LP (100%; Limited Partner)
NextEra Energy US Partners Holdings, LLC (100%; Sole Member)
GR Bage (NEP), LLC (100%; Sole Member)
Genesis Purchaser Holdings, LLC (100%; Sole Member)
Genesis Purchaser, LLC (100%; Sole Member)
Genesis Solar Funding Holdings, LLC (100%; Sole Member)
Genesis Solar Funding, LLC (100%; Sole Member)
Genesis Solar Holdings, LLC (100%; Class A Tax Equity Member)
Elk City Wind, LLC (100%; Sole Member)
Genesis Solar, LLC (100%; Sole Member)
NextEra Desert Center Blythe, LLC (50%; Member)
Golden Plains Class A Holdings, LLC (100%; Sole Member)
Golden Plains, LLC (100%; Class A Member)
Baldwin Wind Energy, LLC (100%; Sole Member)
Northern Colorado Wind Energy Center II, LLC (100%; Sole Member)
Northern Colorado Interconnect, LLC (12.9%; Member)
Northern Colorado Wind Energy Center, LLC (100%; Sole Member)
Northern Colorado Interconnect, LLC (87.1%; Managing Member)
Wilmot Energy Center, LLC (100%; Sole Member)
Pine Brooke Class A Holdings, LLC (40%; Member)
Pine Brooke, LLC (100%; Class A Tax Equity Member)
Blue Summit III Wind, LLC (100%; Sole Member)
Blue Summit Interconnection, LLC (25%; Member)
Harmony Florida Solar, LLC (100%; Sole Member)
Ponderosa Wind, LLC (100%; Sole Member)
Saint Solar, LLC (100%; Sole Member)
Sanford Airport Solar, LLC (100%; Sole Member)
Soldier Creek Wind, LLC (100%; Sole Member)
Taylor Creek Solar, LLC (100%; Sole Member)
NextEra Energy Partners Acquisitions, LLC (100%; Sole Member)
Baldwin Wind, LLC (100%; Sole Member)
Bayhawk Wind Portfolio, LLC (100%; Sole Member)
Bayhawk Wind Holdings, LLC (100%; Sole Member)
Bayhawk Wind, LLC (100%; Class A Member)
Cedar Bluff Wind, LLC (100%; Sole Member)
Golden Hills Wind, LLC (100%; Sole Member)
Golden Hills Interconnection, LLC (67.6%; Managing Member)
Coram Portfolio II, LLC (100%; Sole Member)
Tusk Wind Holdings V, LLC (100%; Sole Member)

RET Coram Tehachapi Wind GP, LLC (100%; Sole Member)
 Coram California Development, L.P. (0.01%; General Partner)
RET Tehachapi Wind Development, LLC (100%; Sole Member)
 Coram California Development, L.P. (99.99%; Limited Partner)
Coram Portfolio, LLC (100%; Sole Member)
 Tusk Wind Holdings IV, LLC (100%; Sole Member)
 Coram Energy LLC (100%; Sole Member)
 Coram Tehachapi, LLC (100%; Sole Member)
HW CA Holdings, LLC (100%; Member)
 High Winds, LLC (100%; Sole Member)
Javelina Wind Funding, LLC (100%; Sole Member)
 Javelina Wind Energy Holdings, LLC (100%; Class A Tax Equity Member)
 Javelina Wind Energy, LLC (100%; Sole Member)
 Javelina Interconnection, LLC (55%; Managing Member)
Mammoth Plains Wind Project Holdings, LLC (100%; Sole Member)
 Mammoth Plains Wind Project, LLC (100%; Class A Member)
Meadowlark Wind, LLC (100%; Sole Member)
NEP Renewables Holdings II, LLC (100%; Sole Member)
 NEP Renewables II, LLC (100%; Managing Member)
 Ashtabula Wind II, LLC (100%; Sole Member)
 Ashtabula Wind III, LLC (100%; Sole Member)
 FPL Energy Vansycle L.L.C. (100%; Sole Member)
 Garden Wind, LLC (100%; Sole Member)
 Perrin Ranch Wind, LLC (100%; Sole Member)
 Rosmar Portfolio, LLC (100%; Sole Member)
 Rosmar Holdings, LLC (100%; Member)
 Marshall Solar, LLC (100%; Sole Member)
 Roswell Solar, LLC (100%; Sole Member)
 Roswell Solar Holdings, LLC (100%; Sole Member)
 SSSS Holdings, LLC (100%; Sole Member)
 Silver State South Solar, LLC (49.99%; Managing Member)
 Silver State Solar Power South, LLC (100%; Sole Member)
Tuscola Bay Wind, LLC (100%; Sole Member)
White Oak Energy Holdings, LLC (100%; Sole Member)
 White Oak Energy LLC (100%; Sole Member)
NEP Renewables Holdings III, LLC (100%; Sole Member)
 NEP Renewables III, LLC (50%; Class B Member)
 Star Moon Holdings, LLC (100%; Class A Member)
 Moonlight Bay Class A Holdings, LLC (100%; Sole Member)
 Moonlight Bay Renewables, LLC (100%; Class A Member)
 Dodge Flat Solar, LLC (100%; Sole Member)
 Elora Solar, LLC (100%; Sole Member)
 Fish Springs Ranch Solar, LLC (100%; Sole Member)
 Little Blue Wind Project, LLC (100%; Sole Member)
 Minco Wind Energy III, LLC (100%; Sole Member)
 Minco IV & V Interconnection, LLC (27.04%; Managing Member)
 White Mesa Wind, LLC (100%; Sole Member)
 Stargrass Class A Holdings, LLC (100%; Sole Member)
 Stargrass, LLC (100%; Class A Member)
 Borderlands Wind, LLC (100%; Sole Member)
 Borderlands Wind Holdings, LLC (100%; Sole Member)
 Cool Springs Solar, LLC (100%; Sole Member)
 Ensign Wind Energy, LLC (100%; Sole Member)
 Hubbard Wind, LLC (100%; Sole Member)

Irish Creek Wind, LLC (100%; Sole Member)
 Quinebaug Solar, LLC (100%; Sole Member)
 Quitman II Solar, LLC (100%; Sole Member)
 NEP Renewables III, LLC (100%; Class A Member)
 Star Moon Holdings, LLC (100%; Class A Member)
 Moonlight Bay Class A Holdings, LLC (100%; Sole Member)
 Moonlight Bay Renewables, LLC (100%; Class A Member)
 Dodge Flat Solar, LLC (100%; Sole Member)
 Elora Solar, LLC (100%; Sole Member)
 Fish Springs Ranch Solar, LLC (100%; Sole Member)
 Little Blue Wind Project, LLC (100%; Sole Member)
 Minco Wind Energy III, LLC (100%; Sole Member)
 Minco IV & V Interconnection, LLC (27.04%; Managing Member)
 White Mesa Wind, LLC (100%; Sole Member)
 Stargrass Class A Holdings, LLC (100%; Sole Member)
 Stargrass, LLC (100%; Class A Member)
 Borderlands Wind, LLC (100%; Sole Member)
 Borderlands Wind Holdings, LLC (100%; Sole Member)
 Cool Springs Solar, LLC (100%; Sole Member)
 Ensign Wind Energy, LLC (100%; Sole Member)
 Hubbard Wind, LLC (100%; Sole Member)
 Irish Creek Wind, LLC (100%; Sole Member)
 Quinebaug Solar, LLC (100%; Sole Member)
 Quitman II Solar, LLC (100%; Sole Member)
 NEP Renewables Holdings IV, LLC (100%; Sole Member)
 NEP Renewables IV, LLC (100%; Class A Member)
 Alta Wind Portfolio, LLC (100%; Sole Member)
 Tusk Wind Holdings, LLC (100%; Sole Member)
 Alta Wind VIII, LLC (100%; Sole Member)
 Dogwood Wind Holdings, LLC (100%; Sole Member)
 Dogwood Wind, LLC (100%; Class A Tax Equity Member)
 Oliver Wind III, LLC (100%; Sole Member)
 Osborn Wind Energy, LLC (100%; Sole Member)
 Elk City Sholes Holdings, LLC (100%; Class B Member)
 Elk City II Wind Funding, LLC (100%; Sole Member)
 Southwest Wind, LLC (100%; Class A Tax Equity Member)
 Elk City Renewables II, LLC (100%; Sole Member)
 Sholes Wind Funding, LLC (100%; Sole Member)
 Sholes Wind Class A Holdings, LLC (100%; Sole Member)
 Sholes Wind, LLC (100%; Class A Member)
 Emerald Breeze Holdings, LLC (100%; Class A Member)
 Emerald Breeze Class A Holdings, LLC (100%; Sole Member)
 Emerald Breeze, LLC (100%; Class A Member)
 Appaloosa Run Wind, LLC (100%; Sole Member)
 Great Prairie Wind, LLC (100%; Sole Member)
 Yellow Pine Solar, LLC (100%; Sole Member)
 Yellow Pine Solar Interconnect, LLC (50%; Managing Member)
 Golden West Wind Holdings, LLC (100%; Sole Member)
 Golden West Power Partners, LLC (100%; Class A Tax Equity Member)
 Nokota Wind Holdings, LLC (100%; Sole Member)
 Nokota Wind, LLC (100%; Class A Tax Equity Member)
 Brady Wind II, LLC (100%; Sole Member)
 Brady Interconnection, LLC (50%; Member)
 Brady Wind, LLC (100%; Sole Member)
 Brady Interconnection, LLC (50%; Managing Member)

Sac County Wind Holdings, LLC (100%; Class B Member)
 Sac County Wind Class A Holdings, LLC (100%; Class A Member)
 Sac County Wind, LLC (100%; Class A Member)
NEP Renewables IV, LLC (31.2%; Class B Member)
 Alta Wind Portfolio, LLC (100%; Sole Member)
 Tusk Wind Holdings, LLC (100%; Sole Member)
 Alta Wind VIII, LLC (100%; Sole Member)
Dogwood Wind Holdings, LLC (100%; Sole Member)
 Dogwood Wind, LLC (100%; Class A Tax Equity Member)
 Oliver Wind III, LLC (100%; Sole Member)
 Osborn Wind Energy, LLC (100%; Sole Member)
Elk City Sholes Holdings, LLC (100%; Class B Member)
 Elk City II Wind Funding, LLC (100%; Sole Member)
 Southwest Wind, LLC (100%; Class A Tax Equity Member)
 Elk City Renewables II, LLC (100%; Sole Member)
 Sholes Wind Funding, LLC (100%; Sole Member)
 Sholes Wind Class A Holdings, LLC (100%; Sole Member)
 Sholes Wind, LLC (100%; Class A Member)
Emerald Breeze Holdings, LLC (100%; Class A Member)
 Emerald Breeze Class A Holdings, LLC (100%; Sole Member)
 Emerald Breeze, LLC (100%; Class A Member)
 Appaloosa Run Wind, LLC (100%; Sole Member)
 Great Prairie Wind, LLC (100%; Sole Member)
 Yellow Pine Solar, LLC (100%; Sole Member)
 Yellow Pine Solar Interconnect, LLC (50%; Managing Member)
Golden West Wind Holdings, LLC (100%; Sole Member)
 Golden West Power Partners, LLC (100%; Class A Tax Equity Member)
Nokota Wind Holdings, LLC (100%; Sole Member)
 Nokota Wind, LLC (100%; Class A Tax Equity Member)
 Brady Wind II, LLC (100%; Sole Member)
 Brady Interconnection, LLC (50%; Member)
 Brady Wind, LLC (100%; Sole Member)
 Brady Interconnection, LLC (50%; Managing Member)
Sac County Wind Holdings, LLC (100%; Class B Member)
 Sac County Wind Class A Holdings, LLC (100%; Class A Member)
 Sac County Wind, LLC (100%; Class A Member)
NEP Renewables Holdings, LLC (100%; Sole Member)
NEP Renewables, LLC (100%; Sole Member)
 Breckinridge Wind Class A Holdings, LLC (100%; Sole Member)
 Breckinridge Wind Project, LLC (100%; Class A Tax Equity Member)
Carousel Wind Holdings, LLC (100%; Sole Member)
 Carousel Wind Farm, LLC (100%; Class A Tax Equity Member)
Monarch Wind Holdings, LLC (100%; Sole Member)
 Monarch Wind, LLC (100%; Class A Tax Equity Member)
 Javelina Wind Holdings II, LLC (100%; Sole Member)
 Javelina Wind Energy II, LLC (100%; Sole Member)
 Javelina Interconnection, LLC (45%; Member)
 Rush Springs Wind Energy, LLC (100%; Sole Member)
Mountain View Solar Holdings, LLC (100%; Sole Member)
 Mountain View Solar, LLC (100%; Sole Member)
Pacific Plains Wind Class A Holdings, LLC (100%; Sole Member)
 Pacific Plains Wind, LLC (100%; Class A Tax Equity

Member)

- Cottonwood Wind Project Holdings, LLC** (100%; Sole Member)
- Cottonwood Wind Project, LLC** (100%; Sole Member)
- Golden Hills North Wind, LLC** (100%; Sole Member)
- Golden Hills Interconnection, LLC** (32.4%; Member)
- NextEra Energy Bluff Point, LLC** (100%; Sole Member)
- NextEra Desert Sunlight Holdings, LLC** (99.8%; Member)
- Desert Sunlight Investment Holdings, LLC** (50%; Managing Member)
- Desert Sunlight Holdings, LLC** (100%; Sole Member)
- Desert Sunlight 250, LLC** (100%; Sole Member)
- Desert Sunlight 300, LLC** (100%; Sole Member)
- Nutmeg Solar Holdings, LLC** (33.3%; Member)
- Nutmeg Solar, LLC** (100%; Sole Member)
- Palomino Wind Holdings, LLC** (100%; Sole Member)
- Palomino Wind, LLC** (100%; Class A Tax Equity Member)
- Kingman Wind Energy I, LLC** (100%; Sole Member)
- Kingman Wind Energy II, LLC** (100%; Sole Member)
- Prairie View Wind Holdings, LLC** (100%; Sole Member)
- Ninnescah Wind Energy LLC** (100%; Sole Member)
- Sac County Wind Holdings, LLC** (100%; Class A Member)
- Sac County Wind Class A Holdings, LLC** (100%; Class A Member)
- Sac County Wind, LLC** (100%; Class A Member)
- Seiling Wind Investments, LLC** (100%; Sole Member)
- Seiling Wind Holdings, LLC** (100%; Sole Member)
- Seiling Wind Portfolio, LLC** (100%; Class A Tax Equity Member)
- Seiling Wind II, LLC** (100%; Sole Member)
- Seiling Wind Interconnection Services, LLC** (33%; Member)
- Seiling Wind, LLC** (100%; Sole Member)
- Seiling Wind Interconnection Services, LLC** (67%; Managing Member)
- Shaw Creek Solar Holdings, LLC** (33.3%; Member)
- Shaw Creek Solar, LLC** (100%; Sole Member)
- Solar Holdings Portfolio 12, LLC** (100%; Class C Member)
- DG Portfolio 2019 Holdings, LLC** (100%; Sole Member)
- DG Portfolio 2019, LLC** (100%; Sole Member)
- DG Amaze, LLC** (100%; Sole Member)
- DG California Solar, LLC** (100%; Sole Member)
- DG Colorado Solar, LLC** (100%; Sole Member)
- DG LF Solar, LLC** (100%; Sole Member)
- DG Minnesota CSG 1, LLC** (100%; Sole Member)
- DG Minnesota CSG, LLC** (100%; Sole Member)
- DG New Jersey Solar, LLC** (100%; Sole Member)
- DG New York Solar, LLC** (100%; Sole Member)
- DG Northeast Solar, LLC** (100%; Sole Member)
- DG SUNY Solar 1, LLC** (100%; Sole Member)
- DG Southwest Solar Portfolio 2019, LLC** (100%; Sole Member)
- HL Solar LLC** (100%; Sole Member)
- DG Waipio, LLC** (100%)
- Pacific Energy Solutions LLC** (100%; Sole Member)
- W2 Solar Holdings, LLC** (100%; Sole Member)
- Sierra Solar Funding, LLC** (100%; Sole Member)
- Sierra Solar Holdings, LLC** (100%; Sole Member)
- Westside Solar, LLC** (100%; Sole Member)

Whitney Point Solar, LLC (100%; Sole Member)
 Southwest Solar Holdings, LLC (100%; Member)
 Hatch Solar Energy Center I LLC (100%; Sole Member)
 Sunlight Renewables Holdings, LLC (100%; Class A Member)
 Sunlight Renewables Class A Holdings, LLC (100%; Sole Member)
 Sunlight Renewables, LLC (100%; Class A Member)
 Sunlight Storage, LLC (100%; Sole Member)
 Windstar Portfolio, LLC (100%; Sole Member)
 Tusk Wind Holdings II, LLC (100%)
 Windstar Energy, LLC (100%; Sole Member)
 NextEra Energy Partners Constructors, LLC (100%; Sole Member)
 NextEra Energy Partners Solar Acquisitions, LLC (100%; Sole Member)
 Adelanto CA II, LLC (100%; Sole Member)
 Adelanto Solar Funding, LLC (50.01%; Member)
 Adelanto Solar Holdings, LLC (100%; Sole Member)
 Adelanto Solar II, LLC (100%; Sole Member)
 Adelanto Solar, LLC (100%; Sole Member)
 McCoy CA II, LLC (100%; Sole Member)
 McCoy Solar Holdings, LLC (50.01%; Member)
 McCoy Solar Funding, LLC (100%; Sole Member)
 McCoy Solar, LLC (100%; Sole Member)
 NextEra Desert Center Blythe, LLC (50%; Member)
 NextEra Energy Partners Ventures, LLC (100%; Sole Member)
 NEP DC Holdings, LLC (100%; Sole Member)
 Dos Caminos, LLC (50%; Member)
 NET Holdings Management, LLC (100%; Sole Member)
 NextEra Energy Partners Pipelines Holdings, LLC (100%; Sole Member)
 NextEra Energy Partners Pipelines, LLC (100%; Managing Member)
 Meade Pipeline Investment Holdings, LLC (100%; Sole Member)
 Meade Pipeline Investment, LLC (100%; Sole Member)
 Meade Pipeline Co LLC (75%; Managing Member)
 Redwood Meade Pipeline, LLC (100%; Sole Member)
 Redwood Midstream, LLC (90%; Managing Member)
 Redwood Meade Midstream MPC, LLC (100%; Sole Member)
 Meade Pipeline Co LLC (15%; Member)
 River Road Interests LLC (100%; Sole Member)
 Meade Pipeline Co LLC (10%; Member)
 Redwood Midstream, LLC (10%; Member)
 Redwood Meade Midstream MPC, LLC (100%; Sole Member)
 Meade Pipeline Co LLC (15%; Member)
 River Road Interests LLC (100%; Sole Member)
 Meade Pipeline Co LLC (10%; Member)
 South Texas Midstream Holdings, LLC (100%; Sole Member)
 South Texas Midstream, LLC (100%; Class A Member)
 NET Midstream, LLC (100%; Sole Member)
 NET General Partners, LLC (100%; Sole Member)
 Eagle Ford Midstream, LP (0.1%; General Partner)
 LaSalle Pipeline, LP (0.1%; General Partner)
 Mission Natural Gas Company, LP (0.1%; General Partner)
 Mission Valley Pipeline Company, LP (0.1%; General Partner)
 NET Mexico Pipeline, LP (0.1%; General Partner)
 NET Mexico Pipeline Partners, LLC (90%; Member)
 Red Gate Pipeline, LP (0.1%; General Partner)

South Shore Pipeline L.P. (0.1%; General Partner)
 NET Pipeline Holdings LLC (100%; Sole Member)
 Eagle Ford Midstream, LP (99.9%; Limited Partner)
 LaSalle Pipeline, LP (99.9%; Limited Partner)
 Mission Natural Gas Company, LP (99.9%; Limited Partner)
 Mission Valley Pipeline Company, LP (99.9%; Limited Partner)
 NET Mexico Pipeline, LP (99.9%; Limited Partner)
 NET Mexico Pipeline Partners, LLC (90%; Member)
 Red Gate Pipeline, LP (99.9%; Limited Partner)
 South Shore Pipeline L.P. (99.9%; Limited Partner)
 Northern Colorado Wind Energy, LLC (100%; Sole Member)
 Palo Duro Wind Portfolio, LLC (100%; Sole Member)
 Palo Duro Wind Project Holdings, LLC (100%; Sole Member)
 Palo Duro Wind Energy, LLC (100%; Class A Tax Equity Member)
 Palo Duro Wind Interconnection Services, LLC (88%; Managing Member)
 Shafter Solar Portfolio, LLC (100%; Sole Member)
 Shafter Solar Holdings, LLC (100%; Sole Member)
 Shafter Solar, LLC (100%; Sole Member)
 Tusk Wind Holdings III, LLC (100%; Sole Member)
 Granite Reliable Power, LLC (100%; Sole Member)
 NextEra Energy Operating Partners, LP (100%; Limited Partner)
 NextEra Energy US Partners Holdings, LLC (100%; Sole Member)
 GR Bage (NEP), LLC (100%; Sole Member)
 Genesis Purchaser Holdings, LLC (100%; Sole Member)
 Genesis Purchaser, LLC (100%; Sole Member)
 Genesis Solar Funding Holdings, LLC (100%; Sole Member)
 Genesis Solar Funding, LLC (100%; Sole Member)
 Genesis Solar Holdings, LLC (100%; Class A Tax Equity Member)
 Elk City Wind, LLC (100%; Sole Member)
 Genesis Solar, LLC (100%; Sole Member)
 NextEra Desert Center Blythe, LLC (50%; Member)
 Golden Plains Class A Holdings, LLC (100%; Sole Member)
 Golden Plains, LLC (100%; Class A Member)
 Baldwin Wind Energy, LLC (100%; Sole Member)
 Northern Colorado Wind Energy Center II, LLC (100%; Sole Member)
 Northern Colorado Interconnect, LLC (12.9%; Member)
 Northern Colorado Wind Energy Center, LLC (100%; Sole Member)
 Northern Colorado Interconnect, LLC (87.1%; Managing Member)
 Wilmot Energy Center, LLC (100%; Sole Member)
 Pine Brooke Class A Holdings, LLC (40%; Member)
 Pine Brooke, LLC (100%; Class A Tax Equity Member)
 Blue Summit III Wind, LLC (100%; Sole Member)
 Blue Summit Interconnection, LLC (25%; Member)
 Harmony Florida Solar, LLC (100%; Sole Member)
 Ponderosa Wind, LLC (100%; Sole Member)
 Saint Solar, LLC (100%; Sole Member)
 Sanford Airport Solar, LLC (100%; Sole Member)
 Soldier Creek Wind, LLC (100%; Sole Member)
 Taylor Creek Solar, LLC (100%; Sole Member)
 NextEra Energy Partners Acquisitions, LLC (100%; Sole Member)
 Baldwin Wind, LLC (100%; Sole Member)

Bayhawk Wind Portfolio, LLC (100%; Sole Member)
 Bayhawk Wind Holdings, LLC (100%; Sole Member)
 Bayhawk Wind, LLC (100%; Class A Member)
 Cedar Bluff Wind, LLC (100%; Sole Member)
 Golden Hills Wind, LLC (100%; Sole Member)
 Golden Hills Interconnection, LLC (67.6%; Managing Member)
Coram Portfolio II, LLC (100%; Sole Member)
 Tusk Wind Holdings V, LLC (100%; Sole Member)
 RET Coram Tehachapi Wind GP, LLC (100%; Sole Member)
 Coram California Development, L.P. (0.01%; General Partner)
 RET Tehachapi Wind Development, LLC (100%; Sole Member)
 Coram California Development, L.P. (99.99%; Limited Partner)
Coram Portfolio, LLC (100%; Sole Member)
 Tusk Wind Holdings IV, LLC (100%; Sole Member)
 Coram Energy LLC (100%; Sole Member)
 Coram Tehachapi, LLC (100%; Sole Member)
HW CA Holdings, LLC (100%; Member)
 High Winds, LLC (100%; Sole Member)
Javelina Wind Funding, LLC (100%; Sole Member)
 Javelina Wind Energy Holdings, LLC (100%; Class A Tax Equity Member)
 Javelina Wind Energy, LLC (100%; Sole Member)
 Javelina Interconnection, LLC (55%; Managing Member)
Mammoth Plains Wind Project Holdings, LLC (100%; Sole Member)
 Mammoth Plains Wind Project, LLC (100%; Class A Member)
Meadowlark Wind, LLC (100%; Sole Member)
NEP Renewables Holdings II, LLC (100%; Sole Member)
 NEP Renewables II, LLC (100%; Managing Member)
 Ashtabula Wind II, LLC (100%; Sole Member)
 Ashtabula Wind III, LLC (100%; Sole Member)
 FPL Energy Vansycle L.L.C. (100%; Sole Member)
 Garden Wind, LLC (100%; Sole Member)
 Perrin Ranch Wind, LLC (100%; Sole Member)
 Rosmar Portfolio, LLC (100%; Sole Member)
 Rosmar Holdings, LLC (100%; Member)
 Marshall Solar, LLC (100%; Sole Member)
 Roswell Solar, LLC (100%; Sole Member)
 Roswell Solar Holdings, LLC (100%; Sole Member)
 SSSS Holdings, LLC (100%; Sole Member)
 Silver State South Solar, LLC (49.99%; Managing Member)
 Silver State Solar Power South, LLC (100%; Sole Member)
Tuscola Bay Wind, LLC (100%; Sole Member)
White Oak Energy Holdings, LLC (100%; Sole Member)
 White Oak Energy LLC (100%; Sole Member)
NEP Renewables Holdings III, LLC (100%; Sole Member)
 NEP Renewables III, LLC (50%; Class B Member)
 Star Moon Holdings, LLC (100%; Class A Member)
 Moonlight Bay Class A Holdings, LLC (100%; Sole Member)
 Moonlight Bay Renewables, LLC (100%; Class A Member)
 Dodge Flat Solar, LLC (100%; Sole Member)
 Elora Solar, LLC (100%; Sole Member)
 Fish Springs Ranch Solar, LLC (100%; Sole Member)
 Little Blue Wind Project, LLC (100%; Sole Member)
 Minco Wind Energy III, LLC (100%; Sole Member)
 Minco IV & V Interconnection, LLC (27.04%; Managing

Member)

- White Mesa Wind, LLC (100%; Sole Member)
- Stargrass Class A Holdings, LLC (100%; Sole Member)
- Stargrass, LLC (100%; Class A Member)
- Borderlands Wind, LLC (100%; Sole Member)
- Borderlands Wind Holdings, LLC (100%; Sole Member)
- Cool Springs Solar, LLC (100%; Sole Member)
- Ensign Wind Energy, LLC (100%; Sole Member)
- Hubbard Wind, LLC (100%; Sole Member)
- Irish Creek Wind, LLC (100%; Sole Member)
- Quinebaug Solar, LLC (100%; Sole Member)
- Quitman II Solar, LLC (100%; Sole Member)
- NEP Renewables III, LLC (100%; Class A Member)
- Star Moon Holdings, LLC (100%; Class A Member)
- Moonlight Bay Class A Holdings, LLC (100%; Sole Member)
- Moonlight Bay Renewables, LLC (100%; Class A Member)
- Dodge Flat Solar, LLC (100%; Sole Member)
- Elora Solar, LLC (100%; Sole Member)
- Fish Springs Ranch Solar, LLC (100%; Sole Member)
- Little Blue Wind Project, LLC (100%; Sole Member)
- Minco Wind Energy III, LLC (100%; Sole Member)
- Minco IV & V Interconnection, LLC (27.04%; Managing Member)
- White Mesa Wind, LLC (100%; Sole Member)
- Stargrass Class A Holdings, LLC (100%; Sole Member)
- Stargrass, LLC (100%; Class A Member)
- Borderlands Wind, LLC (100%; Sole Member)
- Borderlands Wind Holdings, LLC (100%; Sole Member)
- Cool Springs Solar, LLC (100%; Sole Member)
- Ensign Wind Energy, LLC (100%; Sole Member)
- Hubbard Wind, LLC (100%; Sole Member)
- Irish Creek Wind, LLC (100%; Sole Member)
- Quinebaug Solar, LLC (100%; Sole Member)
- Quitman II Solar, LLC (100%; Sole Member)
- NEP Renewables Holdings IV, LLC (100%; Sole Member)
- NEP Renewables IV, LLC (100%; Class A Member)
- Alta Wind Portfolio, LLC (100%; Sole Member)
- Tusk Wind Holdings, LLC (100%; Sole Member)
- Alta Wind VIII, LLC (100%; Sole Member)
- Dogwood Wind Holdings, LLC (100%; Sole Member)
- Dogwood Wind, LLC (100%; Class A Tax Equity Member)
- Oliver Wind III, LLC (100%; Sole Member)
- Osborn Wind Energy, LLC (100%; Sole Member)
- Elk City Sholes Holdings, LLC (100%; Class B Member)
- Elk City II Wind Funding, LLC (100%; Sole Member)
- Southwest Wind, LLC (100%; Class A Tax Equity Member)
- Elk City Renewables II, LLC (100%; Sole Member)
- Sholes Wind Funding, LLC (100%; Sole Member)
- Sholes Wind Class A Holdings, LLC (100%; Sole Member)
- Sholes Wind, LLC (100%; Class A Member)
- Emerald Breeze Holdings, LLC (100%; Class A Member)
- Emerald Breeze Class A Holdings, LLC (100%; Sole Member)
- Emerald Breeze, LLC (100%; Class A Member)
- Appaloosa Run Wind, LLC (100%; Sole Member)
- Great Prairie Wind, LLC (100%; Sole Member)
- Yellow Pine Solar, LLC (100%; Sole Member)
- Yellow Pine Solar Interconnect, LLC (50%; Managing Member)

Golden West Wind Holdings, LLC (100%; Sole Member)
 Golden West Power Partners, LLC (100%; Class A Tax Equity Member)
Nokota Wind Holdings, LLC (100%; Sole Member)
 Nokota Wind, LLC (100%; Class A Tax Equity Member)
 Brady Wind II, LLC (100%; Sole Member)
 Brady Interconnection, LLC (50%; Member)
 Brady Wind, LLC (100%; Sole Member)
 Brady Interconnection, LLC (50%; Managing Member)
Sac County Wind Holdings, LLC (100%; Class B Member)
 Sac County Wind Class A Holdings, LLC (100%; Class A Member)
 Sac County Wind, LLC (100%; Class A Member)
NEP Renewables IV, LLC (31.2%; Class B Member)
 Alta Wind Portfolio, LLC (100%; Sole Member)
 Tusk Wind Holdings, LLC (100%; Sole Member)
 Alta Wind VIII, LLC (100%; Sole Member)
Dogwood Wind Holdings, LLC (100%; Sole Member)
 Dogwood Wind, LLC (100%; Class A Tax Equity Member)
 Oliver Wind III, LLC (100%; Sole Member)
 Osborn Wind Energy, LLC (100%; Sole Member)
Elk City Sholes Holdings, LLC (100%; Class B Member)
 Elk City II Wind Funding, LLC (100%; Sole Member)
 Southwest Wind, LLC (100%; Class A Tax Equity Member)
 Elk City Renewables II, LLC (100%; Sole Member)
 Sholes Wind Funding, LLC (100%; Sole Member)
 Sholes Wind Class A Holdings, LLC (100%; Sole Member)
 Sholes Wind, LLC (100%; Class A Member)
Emerald Breeze Holdings, LLC (100%; Class A Member)
 Emerald Breeze Class A Holdings, LLC (100%; Sole Member)
 Emerald Breeze, LLC (100%; Class A Member)
 Appaloosa Run Wind, LLC (100%; Sole Member)
 Great Prairie Wind, LLC (100%; Sole Member)
 Yellow Pine Solar, LLC (100%; Sole Member)
 Yellow Pine Solar Interconnect, LLC (50%; Managing Member)
Golden West Wind Holdings, LLC (100%; Sole Member)
 Golden West Power Partners, LLC (100%; Class A Tax Equity Member)
Nokota Wind Holdings, LLC (100%; Sole Member)
 Nokota Wind, LLC (100%; Class A Tax Equity Member)
 Brady Wind II, LLC (100%; Sole Member)
 Brady Interconnection, LLC (50%; Member)
 Brady Wind, LLC (100%; Sole Member)
 Brady Interconnection, LLC (50%; Managing Member)
Sac County Wind Holdings, LLC (100%; Class B Member)
 Sac County Wind Class A Holdings, LLC (100%; Class A Member)
 Sac County Wind, LLC (100%; Class A Member)
NEP Renewables Holdings, LLC (100%; Sole Member)
NEP Renewables, LLC (100%; Sole Member)
 Breckinridge Wind Class A Holdings, LLC (100%; Sole Member)
 Breckinridge Wind Project, LLC (100%; Class A Tax Equity Member)
Carousel Wind Holdings, LLC (100%; Sole Member)
 Carousel Wind Farm, LLC (100%; Class A Tax Equity Member)
Monarch Wind Holdings, LLC (100%; Sole Member)
 Monarch Wind, LLC (100%; Class A Tax Equity Member)

Javelina Wind Holdings II, LLC (100%; Sole Member)
Javelina Wind Energy II, LLC (100%; Sole Member)
Javelina Interconnection, LLC (45%; Member)
Rush Springs Wind Energy, LLC (100%; Sole Member)
Mountain View Solar Holdings, LLC (100%; Sole Member)
Mountain View Solar, LLC (100%; Sole Member)
Pacific Plains Wind Class A Holdings, LLC (100%; Sole Member)
Pacific Plains Wind, LLC (100%; Class A Tax Equity Member)
Cottonwood Wind Project Holdings, LLC (100%; Sole Member)
Cottonwood Wind Project, LLC (100%; Sole Member)
Golden Hills North Wind, LLC (100%; Sole Member)
Golden Hills Interconnection, LLC (32.4%; Member)
NextEra Energy Bluff Point, LLC (100%; Sole Member)
NextEra Desert Sunlight Holdings, LLC (99.8%; Member)
Desert Sunlight Investment Holdings, LLC (50%; Managing Member)
Desert Sunlight Holdings, LLC (100%; Sole Member)
Desert Sunlight 250, LLC (100%; Sole Member)
Desert Sunlight 300, LLC (100%; Sole Member)
Nutmeg Solar Holdings, LLC (33.3%; Member)
Nutmeg Solar, LLC (100%; Sole Member)
Palomino Wind Holdings, LLC (100%; Sole Member)
Palomino Wind, LLC (100%; Class A Tax Equity Member)
Kingman Wind Energy I, LLC (100%; Sole Member)
Kingman Wind Energy II, LLC (100%; Sole Member)
Prairie View Wind Holdings, LLC (100%; Sole Member)
Ninnescah Wind Energy LLC (100%; Sole Member)
Sac County Wind Holdings, LLC (100%; Class A Member)
Sac County Wind Class A Holdings, LLC (100%; Class A Member)
Sac County Wind, LLC (100%; Class A Member)
Seiling Wind Investments, LLC (100%; Sole Member)
Seiling Wind Holdings, LLC (100%; Sole Member)
Seiling Wind Portfolio, LLC (100%; Class A Tax Equity Member)
Seiling Wind II, LLC (100%; Sole Member)
Seiling Wind Interconnection Services, LLC (33%; Member)
Seiling Wind, LLC (100%; Sole Member)
Seiling Wind Interconnection Services, LLC (67%; Managing Member)
Shaw Creek Solar Holdings, LLC (33.3%; Member)
Shaw Creek Solar, LLC (100%; Sole Member)
Solar Holdings Portfolio 12, LLC (100%; Class C Member)
DG Portfolio 2019 Holdings, LLC (100%; Sole Member)
DG Portfolio 2019, LLC (100%; Sole Member)
DG Amaze, LLC (100%; Sole Member)
DG California Solar, LLC (100%; Sole Member)
DG Colorado Solar, LLC (100%; Sole Member)
DG LF Solar, LLC (100%; Sole Member)
DG Minnesota CSG 1, LLC (100%; Sole Member)
DG Minnesota CSG, LLC (100%; Sole Member)
DG New Jersey Solar, LLC (100%; Sole Member)
DG New York Solar, LLC (100%; Sole Member)
DG Northeast Solar, LLC (100%; Sole Member)
DG SUNY Solar 1, LLC (100%; Sole Member)
DG Southwest Solar Portfolio 2019, LLC (100%; Sole

Member)
HL Solar LLC (100%; Sole Member)
DG Waipio, LLC (100%)
Pacific Energy Solutions LLC (100%; Sole Member)
W2 Solar Holdings, LLC (100%; Sole Member)
Sierra Solar Funding, LLC (100%; Sole Member)
Sierra Solar Holdings, LLC (100%; Sole Member)
Westside Solar, LLC (100%; Sole Member)
Whitney Point Solar, LLC (100%; Sole Member)
Southwest Solar Holdings, LLC (100%; Member)
Hatch Solar Energy Center I LLC (100%; Sole Member)
Sunlight Renewables Holdings, LLC (100%; Class A Member)
Sunlight Renewables Class A Holdings, LLC (100%; Sole Member)
Sunlight Renewables, LLC (100%; Class A Member)
Sunlight Storage, LLC (100%; Sole Member)
Windstar Portfolio, LLC (100%; Sole Member)
Tusk Wind Holdings II, LLC (100%)
Windstar Energy, LLC (100%; Sole Member)
NextEra Energy Partners Constructors, LLC (100%; Sole Member)
NextEra Energy Partners Solar Acquisitions, LLC (100%; Sole Member)
Adelanto CA II, LLC (100%; Sole Member)
Adelanto Solar Funding, LLC (50.01%; Member)
Adelanto Solar Holdings, LLC (100%; Sole Member)
Adelanto Solar II, LLC (100%; Sole Member)
Adelanto Solar, LLC (100%; Sole Member)
McCoy CA II, LLC (100%; Sole Member)
McCoy Solar Holdings, LLC (50.01%; Member)
McCoy Solar Funding, LLC (100%; Sole Member)
McCoy Solar, LLC (100%; Sole Member)
NextEra Desert Center Blythe, LLC (50%; Member)
NextEra Energy Partners Ventures, LLC (100%; Sole Member)
NEP DC Holdings, LLC (100%; Sole Member)
Dos Caminos, LLC (50%; Member)
NET Holdings Management, LLC (100%; Sole Member)
NextEra Energy Partners Pipelines Holdings, LLC (100%; Sole Member)
NextEra Energy Partners Pipelines, LLC (100%; Managing Member)
Meade Pipeline Investment Holdings, LLC (100%; Sole Member)
Meade Pipeline Investment, LLC (100%; Sole Member)
Meade Pipeline Co LLC (75%; Managing Member)
Redwood Meade Pipeline, LLC (100%; Sole Member)
Redwood Midstream, LLC (90%; Managing Member)
Redwood Meade Midstream MPC, LLC (100%; Sole Member)
Meade Pipeline Co LLC (15%; Member)
River Road Interests LLC (100%; Sole Member)
Meade Pipeline Co LLC (10%; Member)
Redwood Midstream, LLC (10%; Member)
Redwood Meade Midstream MPC, LLC (100%; Sole Member)
Meade Pipeline Co LLC (15%; Member)
River Road Interests LLC (100%; Sole Member)
Meade Pipeline Co LLC (10%; Member)
South Texas Midstream Holdings, LLC (100%; Sole Member)
South Texas Midstream, LLC (100%; Class A Member)
NET Midstream, LLC (100%; Sole Member)
NET General Partners, LLC (100%; Sole Member)

Eagle Ford Midstream, LP (0.1%; General Partner)
LaSalle Pipeline, LP (0.1%; General Partner)
Mission Natural Gas Company, LP (0.1%; General Partner)
Mission Valley Pipeline Company, LP (0.1%; General Partner)
NET Mexico Pipeline, LP (0.1%; General Partner)
NET Mexico Pipeline Partners, LLC (90%; Member)
Red Gate Pipeline, LP (0.1%; General Partner)
South Shore Pipeline L.P. (0.1%; General Partner)
NET Pipeline Holdings LLC (100%; Sole Member)
Eagle Ford Midstream, LP (99.9%; Limited Partner)
LaSalle Pipeline, LP (99.9%; Limited Partner)
Mission Natural Gas Company, LP (99.9%; Limited Partner)
Mission Valley Pipeline Company, LP (99.9%; Limited Partner)
NET Mexico Pipeline, LP (99.9%; Limited Partner)
NET Mexico Pipeline Partners, LLC (90%; Member)
Red Gate Pipeline, LP (99.9%; Limited Partner)
South Shore Pipeline L.P. (99.9%; Limited Partner)
Northern Colorado Wind Energy, LLC (100%; Sole Member)
Palo Duro Wind Portfolio, LLC (100%; Sole Member)
Palo Duro Wind Project Holdings, LLC (100%; Sole Member)
Palo Duro Wind Energy, LLC (100%; Class A Tax Equity Member)
Palo Duro Wind Interconnection Services, LLC (88%; Managing Member)
Shafter Solar Portfolio, LLC (100%; Sole Member)
Shafter Solar Holdings, LLC (100%; Sole Member)
Shafter Solar, LLC (100%; Sole Member)
Tusk Wind Holdings III, LLC (100%; Sole Member)
Granite Reliable Power, LLC (100%; Sole Member)
NextEra Energy Operating Partners, LP (53.758%; Limited Partner)
NextEra Energy US Partners Holdings, LLC (100%; Sole Member)
GR Bage (NEP), LLC (100%; Sole Member)
Genesis Purchaser Holdings, LLC (100%; Sole Member)
Genesis Purchaser, LLC (100%; Sole Member)
Genesis Solar Funding Holdings, LLC (100%; Sole Member)
Genesis Solar Funding, LLC (100%; Sole Member)
Genesis Solar Holdings, LLC (100%; Class A Tax Equity Member)
Elk City Wind, LLC (100%; Sole Member)
Genesis Solar, LLC (100%; Sole Member)
NextEra Desert Center Blythe, LLC (50%; Member)
Golden Plains Class A Holdings, LLC (100%; Sole Member)
Golden Plains, LLC (100%; Class A Member)
Baldwin Wind Energy, LLC (100%; Sole Member)
Northern Colorado Wind Energy Center II, LLC (100%; Sole Member)
Northern Colorado Interconnect, LLC (12.9%; Member)
Northern Colorado Wind Energy Center, LLC (100%; Sole Member)
Northern Colorado Interconnect, LLC (87.1%; Managing Member)
Wilmot Energy Center, LLC (100%; Sole Member)
Pine Brooke Class A Holdings, LLC (40%; Member)
Pine Brooke, LLC (100%; Class A Tax Equity Member)
Blue Summit III Wind, LLC (100%; Sole Member)
Blue Summit Interconnection, LLC (25%; Member)

Harmony Florida Solar, LLC (100%; Sole Member)
 Ponderosa Wind, LLC (100%; Sole Member)
 Saint Solar, LLC (100%; Sole Member)
 Sanford Airport Solar, LLC (100%; Sole Member)
 Soldier Creek Wind, LLC (100%; Sole Member)
 Taylor Creek Solar, LLC (100%; Sole Member)
 NextEra Energy Partners Acquisitions, LLC (100%; Sole Member)
 Baldwin Wind, LLC (100%; Sole Member)
 Bayhawk Wind Portfolio, LLC (100%; Sole Member)
 Bayhawk Wind Holdings, LLC (100%; Sole Member)
 Bayhawk Wind, LLC (100%; Class A Member)
 Cedar Bluff Wind, LLC (100%; Sole Member)
 Golden Hills Wind, LLC (100%; Sole Member)
 Golden Hills Interconnection, LLC (67.6%; Managing Member)
 Coram Portfolio II, LLC (100%; Sole Member)
 Tusk Wind Holdings V, LLC (100%; Sole Member)
 RET Coram Tehachapi Wind GP, LLC (100%; Sole Member)
 Coram California Development, L.P. (0.01%; General Partner)
 RET Tehachapi Wind Development, LLC (100%; Sole Member)
 Coram California Development, L.P. (99.99%; Limited Partner)
 Coram Portfolio, LLC (100%; Sole Member)
 Tusk Wind Holdings IV, LLC (100%; Sole Member)
 Coram Energy LLC (100%; Sole Member)
 Coram Tehachapi, LLC (100%; Sole Member)
 HW CA Holdings, LLC (100%; Member)
 High Winds, LLC (100%; Sole Member)
 Javelina Wind Funding, LLC (100%; Sole Member)
 Javelina Wind Energy Holdings, LLC (100%; Class A Tax Equity Member)
 Javelina Wind Energy, LLC (100%; Sole Member)
 Javelina Interconnection, LLC (55%; Managing Member)
 Mammoth Plains Wind Project Holdings, LLC (100%; Sole Member)
 Mammoth Plains Wind Project, LLC (100%; Class A Member)
 Meadowlark Wind, LLC (100%; Sole Member)
 NEP Renewables Holdings II, LLC (100%; Sole Member)
 NEP Renewables II, LLC (100%; Managing Member)
 Ashtabula Wind II, LLC (100%; Sole Member)
 Ashtabula Wind III, LLC (100%; Sole Member)
 FPL Energy Vansycle L.L.C. (100%; Sole Member)
 Garden Wind, LLC (100%; Sole Member)
 Perrin Ranch Wind, LLC (100%; Sole Member)
 Rosmar Portfolio, LLC (100%; Sole Member)
 Rosmar Holdings, LLC (100%; Member)
 Marshall Solar, LLC (100%; Sole Member)
 Roswell Solar, LLC (100%; Sole Member)
 Roswell Solar Holdings, LLC (100%; Sole Member)
 SSSS Holdings, LLC (100%; Sole Member)
 Silver State South Solar, LLC (49.99%; Managing Member)
 Silver State Solar Power South, LLC (100%; Sole Member)
 Tuscola Bay Wind, LLC (100%; Sole Member)
 White Oak Energy Holdings, LLC (100%; Sole Member)
 White Oak Energy LLC (100%; Sole Member)
 NEP Renewables Holdings III, LLC (100%; Sole Member)
 NEP Renewables III, LLC (50%; Class B Member)
 Star Moon Holdings, LLC (100%; Class A Member)

Moonlight Bay Class A Holdings, LLC (100%; Sole Member)
Moonlight Bay Renewables, LLC (100%; Class A Member)
Dodge Flat Solar, LLC (100%; Sole Member)
Elora Solar, LLC (100%; Sole Member)
Fish Springs Ranch Solar, LLC (100%; Sole Member)
Little Blue Wind Project, LLC (100%; Sole Member)
Minco Wind Energy III, LLC (100%; Sole Member)
Minco IV & V Interconnection, LLC (27.04%; Managing Member)
White Mesa Wind, LLC (100%; Sole Member)
Stargrass Class A Holdings, LLC (100%; Sole Member)
Stargrass, LLC (100%; Class A Member)
Borderlands Wind, LLC (100%; Sole Member)
Borderlands Wind Holdings, LLC (100%; Sole Member)
Cool Springs Solar, LLC (100%; Sole Member)
Ensign Wind Energy, LLC (100%; Sole Member)
Hubbard Wind, LLC (100%; Sole Member)
Irish Creek Wind, LLC (100%; Sole Member)
Quinebaug Solar, LLC (100%; Sole Member)
Quitman II Solar, LLC (100%; Sole Member)
NEP Renewables III, LLC (100%; Class A Member)
Star Moon Holdings, LLC (100%; Class A Member)
Moonlight Bay Class A Holdings, LLC (100%; Sole Member)
Moonlight Bay Renewables, LLC (100%; Class A Member)
Dodge Flat Solar, LLC (100%; Sole Member)
Elora Solar, LLC (100%; Sole Member)
Fish Springs Ranch Solar, LLC (100%; Sole Member)
Little Blue Wind Project, LLC (100%; Sole Member)
Minco Wind Energy III, LLC (100%; Sole Member)
Minco IV & V Interconnection, LLC (27.04%; Managing Member)
White Mesa Wind, LLC (100%; Sole Member)
Stargrass Class A Holdings, LLC (100%; Sole Member)
Stargrass, LLC (100%; Class A Member)
Borderlands Wind, LLC (100%; Sole Member)
Borderlands Wind Holdings, LLC (100%; Sole Member)
Cool Springs Solar, LLC (100%; Sole Member)
Ensign Wind Energy, LLC (100%; Sole Member)
Hubbard Wind, LLC (100%; Sole Member)
Irish Creek Wind, LLC (100%; Sole Member)
Quinebaug Solar, LLC (100%; Sole Member)
Quitman II Solar, LLC (100%; Sole Member)
NEP Renewables Holdings IV, LLC (100%; Sole Member)
NEP Renewables IV, LLC (100%; Class A Member)
Alta Wind Portfolio, LLC (100%; Sole Member)
Tusk Wind Holdings, LLC (100%; Sole Member)
Alta Wind VIII, LLC (100%; Sole Member)
Dogwood Wind Holdings, LLC (100%; Sole Member)
Dogwood Wind, LLC (100%; Class A Tax Equity Member)
Oliver Wind III, LLC (100%; Sole Member)
Osborn Wind Energy, LLC (100%; Sole Member)
Elk City Sholes Holdings, LLC (100%; Class B Member)
Elk City II Wind Funding, LLC (100%; Sole Member)
Southwest Wind, LLC (100%; Class A Tax Equity Member)
Elk City Renewables II, LLC (100%; Sole Member)
Sholes Wind Funding, LLC (100%; Sole Member)
Sholes Wind Class A Holdings, LLC (100%; Sole Member)
Sholes Wind, LLC (100%; Class A Member)

Emerald Breeze Holdings, LLC (100%; Class A Member)
 Emerald Breeze Class A Holdings, LLC (100%; Sole Member)
 Emerald Breeze, LLC (100%; Class A Member)
 Appaloosa Run Wind, LLC (100%; Sole Member)
 Great Prairie Wind, LLC (100%; Sole Member)
 Yellow Pine Solar, LLC (100%; Sole Member)
 Yellow Pine Solar Interconnect, LLC (50%; Managing Member)
Golden West Wind Holdings, LLC (100%; Sole Member)
 Golden West Power Partners, LLC (100%; Class A Tax Equity Member)
Nokota Wind Holdings, LLC (100%; Sole Member)
 Nokota Wind, LLC (100%; Class A Tax Equity Member)
 Brady Wind II, LLC (100%; Sole Member)
 Brady Interconnection, LLC (50%; Member)
 Brady Wind, LLC (100%; Sole Member)
 Brady Interconnection, LLC (50%; Managing Member)
Sac County Wind Holdings, LLC (100%; Class B Member)
 Sac County Wind Class A Holdings, LLC (100%; Class A Member)
 Sac County Wind, LLC (100%; Class A Member)
NEP Renewables IV, LLC (31.2%; Class B Member)
 Alta Wind Portfolio, LLC (100%; Sole Member)
 Tusk Wind Holdings, LLC (100%; Sole Member)
 Alta Wind VIII, LLC (100%; Sole Member)
Dogwood Wind Holdings, LLC (100%; Sole Member)
 Dogwood Wind, LLC (100%; Class A Tax Equity Member)
 Oliver Wind III, LLC (100%; Sole Member)
 Osborn Wind Energy, LLC (100%; Sole Member)
Elk City Sholes Holdings, LLC (100%; Class B Member)
 Elk City II Wind Funding, LLC (100%; Sole Member)
 Southwest Wind, LLC (100%; Class A Tax Equity Member)
 Elk City Renewables II, LLC (100%; Sole Member)
 Sholes Wind Funding, LLC (100%; Sole Member)
 Sholes Wind Class A Holdings, LLC (100%; Sole Member)
 Sholes Wind, LLC (100%; Class A Member)
Emerald Breeze Holdings, LLC (100%; Class A Member)
 Emerald Breeze Class A Holdings, LLC (100%; Sole Member)
 Emerald Breeze, LLC (100%; Class A Member)
 Appaloosa Run Wind, LLC (100%; Sole Member)
 Great Prairie Wind, LLC (100%; Sole Member)
 Yellow Pine Solar, LLC (100%; Sole Member)
 Yellow Pine Solar Interconnect, LLC (50%; Managing Member)
Golden West Wind Holdings, LLC (100%; Sole Member)
 Golden West Power Partners, LLC (100%; Class A Tax Equity Member)
Nokota Wind Holdings, LLC (100%; Sole Member)
 Nokota Wind, LLC (100%; Class A Tax Equity Member)
 Brady Wind II, LLC (100%; Sole Member)
 Brady Interconnection, LLC (50%; Member)
 Brady Wind, LLC (100%; Sole Member)
 Brady Interconnection, LLC (50%; Managing Member)
Sac County Wind Holdings, LLC (100%; Class B Member)
 Sac County Wind Class A Holdings, LLC (100%; Class A Member)
 Sac County Wind, LLC (100%; Class A Member)
NEP Renewables Holdings, LLC (100%; Sole Member)

NEP Renewables, LLC (100%; Sole Member)
 Breckinridge Wind Class A Holdings, LLC (100%; Sole Member)
 Breckinridge Wind Project, LLC (100%; Class A Tax Equity Member)
 Carousel Wind Holdings, LLC (100%; Sole Member)
 Carousel Wind Farm, LLC (100%; Class A Tax Equity Member)
 Monarch Wind Holdings, LLC (100%; Sole Member)
 Monarch Wind, LLC (100%; Class A Tax Equity Member)
 Javelina Wind Holdings II, LLC (100%; Sole Member)
 Javelina Wind Energy II, LLC (100%; Sole Member)
 Javelina Interconnection, LLC (45%; Member)
 Rush Springs Wind Energy, LLC (100%; Sole Member)
 Mountain View Solar Holdings, LLC (100%; Sole Member)
 Mountain View Solar, LLC (100%; Sole Member)
 Pacific Plains Wind Class A Holdings, LLC (100%; Sole Member)
 Pacific Plains Wind, LLC (100%; Class A Tax Equity Member)
 Cottonwood Wind Project Holdings, LLC (100%; Sole Member)
 Cottonwood Wind Project, LLC (100%; Sole Member)
 Golden Hills North Wind, LLC (100%; Sole Member)
 Golden Hills Interconnection, LLC (32.4%; Member)
 NextEra Energy Bluff Point, LLC (100%; Sole Member)
 NextEra Desert Sunlight Holdings, LLC (99.8%; Member)
 Desert Sunlight Investment Holdings, LLC (50%; Managing Member)
 Desert Sunlight Holdings, LLC (100%; Sole Member)
 Desert Sunlight 250, LLC (100%; Sole Member)
 Desert Sunlight 300, LLC (100%; Sole Member)
 Nutmeg Solar Holdings, LLC (33.3%; Member)
 Nutmeg Solar, LLC (100%; Sole Member)
 Palomino Wind Holdings, LLC (100%; Sole Member)
 Palomino Wind, LLC (100%; Class A Tax Equity Member)
 Kingman Wind Energy I, LLC (100%; Sole Member)
 Kingman Wind Energy II, LLC (100%; Sole Member)
 Prairie View Wind Holdings, LLC (100%; Sole Member)
 Ninnescah Wind Energy LLC (100%; Sole Member)
 Sac County Wind Holdings, LLC (100%; Class A Member)
 Sac County Wind Class A Holdings, LLC (100%; Class A Member)
 Sac County Wind, LLC (100%; Class A Member)
 Seiling Wind Investments, LLC (100%; Sole Member)
 Seiling Wind Holdings, LLC (100%; Sole Member)
 Seiling Wind Portfolio, LLC (100%; Class A Tax Equity Member)
 Seiling Wind II, LLC (100%; Sole Member)
 Seiling Wind Interconnection Services, LLC (33%; Member)
 Seiling Wind, LLC (100%; Sole Member)
 Seiling Wind Interconnection Services, LLC (67%; Managing Member)
 Shaw Creek Solar Holdings, LLC (33.3%; Member)
 Shaw Creek Solar, LLC (100%; Sole Member)
 Solar Holdings Portfolio 12, LLC (100%; Class C Member)
 DG Portfolio 2019 Holdings, LLC (100%; Sole Member)
 DG Portfolio 2019, LLC (100%; Sole Member)
 DG Amaze, LLC (100%; Sole Member)
 DG California Solar, LLC (100%; Sole Member)
 DG Colorado Solar, LLC (100%; Sole Member)

DG LF Solar, LLC (100%; Sole Member)
DG Minnesota CSG 1, LLC (100%; Sole Member)
DG Minnesota CSG, LLC (100%; Sole Member)
DG New Jersey Solar, LLC (100%; Sole Member)
DG New York Solar, LLC (100%; Sole Member)
DG Northeast Solar, LLC (100%; Sole Member)
DG SUNY Solar 1, LLC (100%; Sole Member)
DG Southwest Solar Portfolio 2019, LLC (100%; Sole Member)
HL Solar LLC (100%; Sole Member)
DG Waipio, LLC (100%)
Pacific Energy Solutions LLC (100%; Sole Member)
W2 Solar Holdings, LLC (100%; Sole Member)
Sierra Solar Funding, LLC (100%; Sole Member)
Sierra Solar Holdings, LLC (100%; Sole Member)
Westside Solar, LLC (100%; Sole Member)
Whitney Point Solar, LLC (100%; Sole Member)
Southwest Solar Holdings, LLC (100%; Member)
Hatch Solar Energy Center I LLC (100%; Sole Member)
Sunlight Renewables Holdings, LLC (100%; Class A Member)
Sunlight Renewables Class A Holdings, LLC (100%; Sole Member)
Sunlight Renewables, LLC (100%; Class A Member)
Sunlight Storage, LLC (100%; Sole Member)
Windstar Portfolio, LLC (100%; Sole Member)
Tusk Wind Holdings II, LLC (100%)
Windstar Energy, LLC (100%; Sole Member)
NextEra Energy Partners Constructors, LLC (100%; Sole Member)
NextEra Energy Partners Solar Acquisitions, LLC (100%; Sole Member)
Adelanto CA II, LLC (100%; Sole Member)
Adelanto Solar Funding, LLC (50.01%; Member)
Adelanto Solar Holdings, LLC (100%; Sole Member)
Adelanto Solar II, LLC (100%; Sole Member)
Adelanto Solar, LLC (100%; Sole Member)
McCoy CA II, LLC (100%; Sole Member)
McCoy Solar Holdings, LLC (50.01%; Member)
McCoy Solar Funding, LLC (100%; Sole Member)
McCoy Solar, LLC (100%; Sole Member)
NextEra Desert Center Blythe, LLC (50%; Member)
NextEra Energy Partners Ventures, LLC (100%; Sole Member)
NEP DC Holdings, LLC (100%; Sole Member)
Dos Caminos, LLC (50%; Member)
NET Holdings Management, LLC (100%; Sole Member)
NextEra Energy Partners Pipelines Holdings, LLC (100%; Sole Member)
NextEra Energy Partners Pipelines, LLC (100%; Managing Member)
Meade Pipeline Investment Holdings, LLC (100%; Sole Member)
Meade Pipeline Investment, LLC (100%; Sole Member)
Meade Pipeline Co LLC (75%; Managing Member)
Redwood Meade Pipeline, LLC (100%; Sole Member)
Redwood Midstream, LLC (90%; Managing Member)
Redwood Meade Midstream MPC, LLC (100%; Sole Member)
Meade Pipeline Co LLC (15%; Member)
River Road Interests LLC (100%; Sole Member)
Meade Pipeline Co LLC (10%; Member)
Redwood Midstream, LLC (10%; Member)

Redwood Meade Midstream MPC, LLC (100%; Sole Member)
 Meade Pipeline Co LLC (15%; Member)
 River Road Interests LLC (100%; Sole Member)
 Meade Pipeline Co LLC (10%; Member)
 South Texas Midstream Holdings, LLC (100%; Sole Member)
 South Texas Midstream, LLC (100%; Class A Member)
 NET Midstream, LLC (100%; Sole Member)
 NET General Partners, LLC (100%; Sole Member)
 Eagle Ford Midstream, LP (0.1%; General Partner)
 LaSalle Pipeline, LP (0.1%; General Partner)
 Mission Natural Gas Company, LP (0.1%; General Partner)
 Mission Valley Pipeline Company, LP (0.1%; General Partner)
 NET Mexico Pipeline, LP (0.1%; General Partner)
 NET Mexico Pipeline Partners, LLC (90%; Member)
 Red Gate Pipeline, LP (0.1%; General Partner)
 South Shore Pipeline L.P. (0.1%; General Partner)
 NET Pipeline Holdings LLC (100%; Sole Member)
 Eagle Ford Midstream, LP (99.9%; Limited Partner)
 LaSalle Pipeline, LP (99.9%; Limited Partner)
 Mission Natural Gas Company, LP (99.9%; Limited Partner)
 Mission Valley Pipeline Company, LP (99.9%; Limited Partner)
 NET Mexico Pipeline, LP (99.9%; Limited Partner)
 NET Mexico Pipeline Partners, LLC (90%; Member)
 Red Gate Pipeline, LP (99.9%; Limited Partner)
 South Shore Pipeline L.P. (99.9%; Limited Partner)
 Northern Colorado Wind Energy, LLC (100%; Sole Member)
 Palo Duro Wind Portfolio, LLC (100%; Sole Member)
 Palo Duro Wind Project Holdings, LLC (100%; Sole Member)
 Palo Duro Wind Energy, LLC (100%; Class A Tax Equity Member)
 Palo Duro Wind Interconnection Services, LLC (88%; Managing Member)
 Shafter Solar Portfolio, LLC (100%; Sole Member)
 Shafter Solar Holdings, LLC (100%; Sole Member)
 Shafter Solar, LLC (100%; Sole Member)
 Tusk Wind Holdings III, LLC (100%; Sole Member)
 Granite Reliable Power, LLC (100%; Sole Member)
 NextEra Energy Partners, LP (53.758%; Limited Partner)
 NextEra Energy Operating Partners GP, LLC (100%; Sole Member)
 NextEra Energy Operating Partners, LP (100%; General Partner)
 NextEra Energy US Partners Holdings, LLC (100%; Sole Member)
 GR Bage (NEP), LLC (100%; Sole Member)
 Genesis Purchaser Holdings, LLC (100%; Sole Member)
 Genesis Purchaser, LLC (100%; Sole Member)
 Genesis Solar Funding Holdings, LLC (100%; Sole Member)
 Genesis Solar Funding, LLC (100%; Sole Member)
 Genesis Solar Holdings, LLC (100%; Class A Tax Equity Member)
 Elk City Wind, LLC (100%; Sole Member)
 Genesis Solar, LLC (100%; Sole Member)
 NextEra Desert Center Blythe, LLC (50%; Member)
 Golden Plains Class A Holdings, LLC (100%; Sole Member)
 Golden Plains, LLC (100%; Class A Member)
 Baldwin Wind Energy, LLC (100%; Sole Member)
 Northern Colorado Wind Energy Center II, LLC

(100%; Sole Member)
Northern Colorado Interconnect, LLC (12.9%; Member)
Northern Colorado Wind Energy Center, LLC (100%; Sole Member)
Northern Colorado Interconnect, LLC (87.1%; Managing Member)
Wilmot Energy Center, LLC (100%; Sole Member)
Pine Brooke Class A Holdings, LLC (40%; Member)
Pine Brooke, LLC (100%; Class A Tax Equity Member)
Blue Summit III Wind, LLC (100%; Sole Member)
Blue Summit Interconnection, LLC (25%; Member)
Harmony Florida Solar, LLC (100%; Sole Member)
Ponderosa Wind, LLC (100%; Sole Member)
Saint Solar, LLC (100%; Sole Member)
Sanford Airport Solar, LLC (100%; Sole Member)
Soldier Creek Wind, LLC (100%; Sole Member)
Taylor Creek Solar, LLC (100%; Sole Member)
NextEra Energy Partners Acquisitions, LLC (100%; Sole Member)
Baldwin Wind, LLC (100%; Sole Member)
Bayhawk Wind Portfolio, LLC (100%; Sole Member)
Bayhawk Wind Holdings, LLC (100%; Sole Member)
Bayhawk Wind, LLC (100%; Class A Member)
Cedar Bluff Wind, LLC (100%; Sole Member)
Golden Hills Wind, LLC (100%; Sole Member)
Golden Hills Interconnection, LLC (67.6%; Managing Member)
Coram Portfolio II, LLC (100%; Sole Member)
Tusk Wind Holdings V, LLC (100%; Sole Member)
RET Coram Tehachapi Wind GP, LLC (100%; Sole Member)
Coram California Development, L.P. (0.01%; General Partner)
RET Tehachapi Wind Development, LLC (100%; Sole Member)
Coram California Development, L.P. (99.99%; Limited Partner)
Coram Portfolio, LLC (100%; Sole Member)
Tusk Wind Holdings IV, LLC (100%; Sole Member)
Coram Energy LLC (100%; Sole Member)
Coram Tehachapi, LLC (100%; Sole Member)
HW CA Holdings, LLC (100%; Member)
High Winds, LLC (100%; Sole Member)
Javelina Wind Funding, LLC (100%; Sole Member)
Javelina Wind Energy Holdings, LLC (100%; Class A Tax Equity Member)
Javelina Wind Energy, LLC (100%; Sole Member)
Javelina Interconnection, LLC (55%; Managing Member)
Mammoth Plains Wind Project Holdings, LLC (100%; Sole Member)
Mammoth Plains Wind Project, LLC (100%; Class A Member)
Meadowlark Wind, LLC (100%; Sole Member)
NEP Renewables Holdings II, LLC (100%; Sole Member)
NEP Renewables II, LLC (100%; Managing Member)
Ashtabula Wind II, LLC (100%; Sole Member)
Ashtabula Wind III, LLC (100%; Sole Member)
FPL Energy Vansycle L.L.C. (100%; Sole Member)
Garden Wind, LLC (100%; Sole Member)
Perrin Ranch Wind, LLC (100%; Sole Member)
Rosmar Portfolio, LLC (100%; Sole Member)

Rosmar Holdings, LLC (100%; Member)
Marshall Solar, LLC (100%; Sole Member)
Roswell Solar, LLC (100%; Sole Member)
Roswell Solar Holdings, LLC (100%; Sole Member)
SSSS Holdings, LLC (100%; Sole Member)
Silver State South Solar, LLC (49.99%; Managing Member)
Silver State Solar Power South, LLC (100%; Sole Member)
Tuscola Bay Wind, LLC (100%; Sole Member)
White Oak Energy Holdings, LLC (100%; Sole Member)
White Oak Energy LLC (100%; Sole Member)
NEP Renewables Holdings III, LLC (100%; Sole Member)
NEP Renewables III, LLC (50%; Class B Member)
Star Moon Holdings, LLC (100%; Class A Member)
Moonlight Bay Class A Holdings, LLC (100%; Sole Member)
Moonlight Bay Renewables, LLC (100%; Class A Member)
Dodge Flat Solar, LLC (100%; Sole Member)
Elora Solar, LLC (100%; Sole Member)
Fish Springs Ranch Solar, LLC (100%; Sole Member)
Little Blue Wind Project, LLC (100%; Sole Member)
Minco Wind Energy III, LLC (100%; Sole Member)
Minco IV & V Interconnection, LLC (27.04%; Managing Member)
White Mesa Wind, LLC (100%; Sole Member)
Stargrass Class A Holdings, LLC (100%; Sole Member)
Stargrass, LLC (100%; Class A Member)
Borderlands Wind, LLC (100%; Sole Member)
Borderlands Wind Holdings, LLC (100%; Sole Member)
Cool Springs Solar, LLC (100%; Sole Member)
Ensign Wind Energy, LLC (100%; Sole Member)
Hubbard Wind, LLC (100%; Sole Member)
Irish Creek Wind, LLC (100%; Sole Member)
Quinebaug Solar, LLC (100%; Sole Member)
Quitman II Solar, LLC (100%; Sole Member)
NEP Renewables III, LLC (100%; Class A Member)
Star Moon Holdings, LLC (100%; Class A Member)
Moonlight Bay Class A Holdings, LLC (100%; Sole Member)
Moonlight Bay Renewables, LLC (100%; Class A Member)
Dodge Flat Solar, LLC (100%; Sole Member)
Elora Solar, LLC (100%; Sole Member)
Fish Springs Ranch Solar, LLC (100%; Sole Member)
Little Blue Wind Project, LLC (100%; Sole Member)
Minco Wind Energy III, LLC (100%; Sole Member)
Minco IV & V Interconnection, LLC (27.04%; Managing Member)
White Mesa Wind, LLC (100%; Sole Member)
Stargrass Class A Holdings, LLC (100%; Sole Member)
Stargrass, LLC (100%; Class A Member)
Borderlands Wind, LLC (100%; Sole Member)
Borderlands Wind Holdings, LLC (100%; Sole Member)
Cool Springs Solar, LLC (100%; Sole Member)
Ensign Wind Energy, LLC (100%; Sole Member)
Hubbard Wind, LLC (100%; Sole Member)
Irish Creek Wind, LLC (100%; Sole Member)

Quinebaug Solar, LLC (100%; Sole Member)
 Quitman II Solar, LLC (100%; Sole Member)
 NEP Renewables Holdings IV, LLC (100%; Sole Member)
 NEP Renewables IV, LLC (100%; Class A Member)
 Alta Wind Portfolio, LLC (100%; Sole Member)
 Tusk Wind Holdings, LLC (100%; Sole Member)
 Alta Wind VIII, LLC (100%; Sole Member)
 Dogwood Wind Holdings, LLC (100%; Sole Member)
 Dogwood Wind, LLC (100%; Class A Tax Equity Member)
 Oliver Wind III, LLC (100%; Sole Member)
 Osborn Wind Energy, LLC (100%; Sole Member)
 Elk City Sholes Holdings, LLC (100%; Class B Member)
 Elk City II Wind Funding, LLC (100%; Sole Member)
 Southwest Wind, LLC (100%; Class A Tax Equity Member)
 Elk City Renewables II, LLC (100%; Sole Member)
 Sholes Wind Funding, LLC (100%; Sole Member)
 Sholes Wind Class A Holdings, LLC (100%; Sole Member)
 Sholes Wind, LLC (100%; Class A Member)
 Emerald Breeze Holdings, LLC (100%; Class A Member)
 Emerald Breeze Class A Holdings, LLC (100%; Sole Member)
 Emerald Breeze, LLC (100%; Class A Member)
 Appaloosa Run Wind, LLC (100%; Sole Member)
 Great Prairie Wind, LLC (100%; Sole Member)
 Yellow Pine Solar, LLC (100%; Sole Member)
 Yellow Pine Solar Interconnect, LLC (50%; Managing Member)
 Golden West Wind Holdings, LLC (100%; Sole Member)
 Golden West Power Partners, LLC (100%; Class A Tax Equity Member)
 Nokota Wind Holdings, LLC (100%; Sole Member)
 Nokota Wind, LLC (100%; Class A Tax Equity Member)
 Brady Wind II, LLC (100%; Sole Member)
 Brady Interconnection, LLC (50%; Member)
 Brady Wind, LLC (100%; Sole Member)
 Brady Interconnection, LLC (50%; Managing Member)
 Sac County Wind Holdings, LLC (100%; Class B Member)
 Sac County Wind Class A Holdings, LLC (100%; Class A Member)
 Sac County Wind, LLC (100%; Class A Member)
 NEP Renewables IV, LLC (31.2%; Class B Member)
 Alta Wind Portfolio, LLC (100%; Sole Member)
 Tusk Wind Holdings, LLC (100%; Sole Member)
 Alta Wind VIII, LLC (100%; Sole Member)
 Dogwood Wind Holdings, LLC (100%; Sole Member)
 Dogwood Wind, LLC (100%; Class A Tax Equity Member)
 Oliver Wind III, LLC (100%; Sole Member)
 Osborn Wind Energy, LLC (100%; Sole Member)
 Elk City Sholes Holdings, LLC (100%; Class B Member)
 Elk City II Wind Funding, LLC (100%; Sole Member)
 Southwest Wind, LLC (100%; Class A Tax Equity Member)
 Elk City Renewables II, LLC (100%; Sole Member)
 Sholes Wind Funding, LLC (100%; Sole Member)
 Sholes Wind Class A Holdings, LLC (100%; Sole Member)
 Sholes Wind, LLC (100%; Class A Member)

Emerald Breeze Holdings, LLC (100%; Class A Member)
Emerald Breeze Class A Holdings, LLC (100%; Sole Member)
Emerald Breeze, LLC (100%; Class A Member)
Appaloosa Run Wind, LLC (100%; Sole Member)
Great Prairie Wind, LLC (100%; Sole Member)
Yellow Pine Solar, LLC (100%; Sole Member)
Yellow Pine Solar Interconnect, LLC (50%; Managing Member)
Golden West Wind Holdings, LLC (100%; Sole Member)
Golden West Power Partners, LLC (100%; Class A Tax Equity Member)
Nokota Wind Holdings, LLC (100%; Sole Member)
Nokota Wind, LLC (100%; Class A Tax Equity Member)
Brady Wind II, LLC (100%; Sole Member)
Brady Interconnection, LLC (50%; Member)
Brady Wind, LLC (100%; Sole Member)
Brady Interconnection, LLC (50%; Managing Member)
Sac County Wind Holdings, LLC (100%; Class B Member)
Sac County Wind Class A Holdings, LLC (100%; Class A Member)
Sac County Wind, LLC (100%; Class A Member)
NEP Renewables Holdings, LLC (100%; Sole Member)
NEP Renewables, LLC (100%; Sole Member)
Breckinridge Wind Class A Holdings, LLC (100%; Sole Member)
Breckinridge Wind Project, LLC (100%; Class A Tax Equity Member)
Carousel Wind Holdings, LLC (100%; Sole Member)
Carousel Wind Farm, LLC (100%; Class A Tax Equity Member)
Monarch Wind Holdings, LLC (100%; Sole Member)
Monarch Wind, LLC (100%; Class A Tax Equity Member)
Javelina Wind Holdings II, LLC (100%; Sole Member)
Javelina Wind Energy II, LLC (100%; Sole Member)
Javelina Interconnection, LLC (45%; Member)
Rush Springs Wind Energy, LLC (100%; Sole Member)
Mountain View Solar Holdings, LLC (100%; Sole Member)
Mountain View Solar, LLC (100%; Sole Member)
Pacific Plains Wind Class A Holdings, LLC (100%; Sole Member)
Pacific Plains Wind, LLC (100%; Class A Tax Equity Member)
Cottonwood Wind Project Holdings, LLC (100%; Sole Member)
Cottonwood Wind Project, LLC (100%; Sole Member)
Golden Hills North Wind, LLC (100%; Sole Member)
Golden Hills Interconnection, LLC (32.4%; Member)
NextEra Energy Bluff Point, LLC (100%; Sole Member)
NextEra Desert Sunlight Holdings, LLC (99.8%; Member)
Desert Sunlight Investment Holdings, LLC (50%; Managing Member)
Desert Sunlight Holdings, LLC (100%; Sole Member)
Desert Sunlight 250, LLC (100%; Sole Member)
Desert Sunlight 300, LLC (100%; Sole Member)
Nutmeg Solar Holdings, LLC (33.3%; Member)
Nutmeg Solar, LLC (100%; Sole Member)
Palomino Wind Holdings, LLC (100%; Sole Member)
Palomino Wind, LLC (100%; Class A Tax Equity Member)

Kingman Wind Energy I, LLC (100%; Sole Member)
Kingman Wind Energy II, LLC (100%; Sole Member)
Prairie View Wind Holdings, LLC (100%; Sole Member)
Ninnescah Wind Energy LLC (100%; Sole Member)
Sac County Wind Holdings, LLC (100%; Class A Member)
Sac County Wind Class A Holdings, LLC (100%; Class A Member)
Sac County Wind, LLC (100%; Class A Member)
Seiling Wind Investments, LLC (100%; Sole Member)
Seiling Wind Holdings, LLC (100%; Sole Member)
Seiling Wind Portfolio, LLC (100%; Class A Tax Equity Member)
Seiling Wind II, LLC (100%; Sole Member)
Seiling Wind Interconnection Services, LLC (33%; Member)
Seiling Wind, LLC (100%; Sole Member)
Seiling Wind Interconnection Services, LLC (67%; Managing Member)
Shaw Creek Solar Holdings, LLC (33.3%; Member)
Shaw Creek Solar, LLC (100%; Sole Member)
Solar Holdings Portfolio 12, LLC (100%; Class C Member)
DG Portfolio 2019 Holdings, LLC (100%; Sole Member)
DG Portfolio 2019, LLC (100%; Sole Member)
DG Amaze, LLC (100%; Sole Member)
DG California Solar, LLC (100%; Sole Member)
DG Colorado Solar, LLC (100%; Sole Member)
DG LF Solar, LLC (100%; Sole Member)
DG Minnesota CSG 1, LLC (100%; Sole Member)
DG Minnesota CSG, LLC (100%; Sole Member)
DG New Jersey Solar, LLC (100%; Sole Member)
DG New York Solar, LLC (100%; Sole Member)
DG Northeast Solar, LLC (100%; Sole Member)
DG SUNY Solar 1, LLC (100%; Sole Member)
DG Southwest Solar Portfolio 2019, LLC (100%; Sole Member)
HL Solar LLC (100%; Sole Member)
DG Waipio, LLC (100%)
Pacific Energy Solutions LLC (100%; Sole Member)
W2 Solar Holdings, LLC (100%; Sole Member)
Sierra Solar Funding, LLC (100%; Sole Member)
Sierra Solar Holdings, LLC (100%; Sole Member)
Westside Solar, LLC (100%; Sole Member)
Whitney Point Solar, LLC (100%; Sole Member)
Southwest Solar Holdings, LLC (100%; Member)
Hatch Solar Energy Center I LLC (100%; Sole Member)
Sunlight Renewables Holdings, LLC (100%; Class A Member)
Sunlight Renewables Class A Holdings, LLC (100%; Sole Member)
Sunlight Renewables, LLC (100%; Class A Member)
Sunlight Storage, LLC (100%; Sole Member)
Windstar Portfolio, LLC (100%; Sole Member)
Tusk Wind Holdings II, LLC (100%)
Windstar Energy, LLC (100%; Sole Member)
NextEra Energy Partners Constructors, LLC (100%; Sole Member)
NextEra Energy Partners Solar Acquisitions, LLC (100%; Sole Member)
Adelanto CA II, LLC (100%; Sole Member)
Adelanto Solar Funding, LLC (50.01%; Member)

Adelanto Solar Holdings, LLC (100%; Sole Member)
Adelanto Solar II, LLC (100%; Sole Member)
Adelanto Solar, LLC (100%; Sole Member)
McCoy CA II, LLC (100%; Sole Member)
McCoy Solar Holdings, LLC (50.01%; Member)
McCoy Solar Funding, LLC (100%; Sole Member)
McCoy Solar, LLC (100%; Sole Member)
NextEra Desert Center Blythe, LLC (50%; Member)
NextEra Energy Partners Ventures, LLC (100%; Sole Member)
NEP DC Holdings, LLC (100%; Sole Member)
Dos Caminos, LLC (50%; Member)
NET Holdings Management, LLC (100%; Sole Member)
NextEra Energy Partners Pipelines Holdings, LLC (100%; Sole Member)
NextEra Energy Partners Pipelines, LLC (100%; Managing Member)
Meade Pipeline Investment Holdings, LLC (100%; Sole Member)
Meade Pipeline Investment, LLC (100%; Sole Member)
Meade Pipeline Co LLC (75%; Managing Member)
Redwood Meade Pipeline, LLC (100%; Sole Member)
Redwood Midstream, LLC (90%; Managing Member)
Redwood Meade Midstream MPC, LLC (100%; Sole Member)
Meade Pipeline Co LLC (15%; Member)
River Road Interests LLC (100%; Sole Member)
Meade Pipeline Co LLC (10%; Member)
Redwood Midstream, LLC (10%; Member)
Redwood Meade Midstream MPC, LLC (100%; Sole Member)
Meade Pipeline Co LLC (15%; Member)
River Road Interests LLC (100%; Sole Member)
Meade Pipeline Co LLC (10%; Member)
South Texas Midstream Holdings, LLC (100%; Sole Member)
South Texas Midstream, LLC (100%; Class A Member)
NET Midstream, LLC (100%; Sole Member)
NET General Partners, LLC (100%; Sole Member)
Eagle Ford Midstream, LP (0.1%; General Partner)
LaSalle Pipeline, LP (0.1%; General Partner)
Mission Natural Gas Company, LP (0.1%; General Partner)
Mission Valley Pipeline Company, LP (0.1%; General Partner)
NET Mexico Pipeline, LP (0.1%; General Partner)
NET Mexico Pipeline Partners, LLC (90%; Member)
Red Gate Pipeline, LP (0.1%; General Partner)
South Shore Pipeline L.P. (0.1%; General Partner)
NET Pipeline Holdings LLC (100%; Sole Member)
Eagle Ford Midstream, LP (99.9%; Limited Partner)
LaSalle Pipeline, LP (99.9%; Limited Partner)
Mission Natural Gas Company, LP (99.9%; Limited Partner)
Mission Valley Pipeline Company, LP (99.9%; Limited Partner)
NET Mexico Pipeline, LP (99.9%; Limited Partner)
NET Mexico Pipeline Partners, LLC (90%; Member)
Red Gate Pipeline, LP (99.9%; Limited Partner)
South Shore Pipeline L.P. (99.9%; Limited Partner)
Northern Colorado Wind Energy, LLC (100%; Sole Member)

Palo Duro Wind Portfolio, LLC (100%; Sole Member)
 Palo Duro Wind Project Holdings, LLC (100%; Sole Member)
 Palo Duro Wind Energy, LLC (100%; Class A Tax Equity Member)
 Palo Duro Wind Interconnection Services, LLC (88%; Managing Member)
Shafter Solar Portfolio, LLC (100%; Sole Member)
 Shafter Solar Holdings, LLC (100%; Sole Member)
 Shafter Solar, LLC (100%; Sole Member)
Tusk Wind Holdings III, LLC (100%; Sole Member)
 Granite Reliable Power, LLC (100%; Sole Member)
NextEra Energy Operating Partners, LP (46.242%; Limited Partner)
NextEra Energy US Partners Holdings, LLC (100%; Sole Member)
 GR Bage (NEP), LLC (100%; Sole Member)
 Genesis Purchaser Holdings, LLC (100%; Sole Member)
 Genesis Purchaser, LLC (100%; Sole Member)
 Genesis Solar Funding Holdings, LLC (100%; Sole Member)
 Genesis Solar Funding, LLC (100%; Sole Member)
 Genesis Solar Holdings, LLC (100%; Class A Tax Equity Member)
 Elk City Wind, LLC (100%; Sole Member)
 Genesis Solar, LLC (100%; Sole Member)
 NextEra Desert Center Blythe, LLC (50%; Member)
 Golden Plains Class A Holdings, LLC (100%; Sole Member)
 Golden Plains, LLC (100%; Class A Member)
 Baldwin Wind Energy, LLC (100%; Sole Member)
 Northern Colorado Wind Energy Center II, LLC (100%; Sole Member)
 Northern Colorado Interconnect, LLC (12.9%; Member)
 Northern Colorado Wind Energy Center, LLC (100%; Sole Member)
 Northern Colorado Interconnect, LLC (87.1%; Managing Member)
 Wilmot Energy Center, LLC (100%; Sole Member)
 Pine Brooke Class A Holdings, LLC (40%; Member)
 Pine Brooke, LLC (100%; Class A Tax Equity Member)
 Blue Summit III Wind, LLC (100%; Sole Member)
 Blue Summit Interconnection, LLC (25%; Member)
 Harmony Florida Solar, LLC (100%; Sole Member)
 Ponderosa Wind, LLC (100%; Sole Member)
 Saint Solar, LLC (100%; Sole Member)
 Sanford Airport Solar, LLC (100%; Sole Member)
 Soldier Creek Wind, LLC (100%; Sole Member)
 Taylor Creek Solar, LLC (100%; Sole Member)
NextEra Energy Partners Acquisitions, LLC (100%; Sole Member)
 Baldwin Wind, LLC (100%; Sole Member)
 Bayhawk Wind Portfolio, LLC (100%; Sole Member)
 Bayhawk Wind Holdings, LLC (100%; Sole Member)
 Bayhawk Wind, LLC (100%; Class A Member)
 Cedar Bluff Wind, LLC (100%; Sole Member)
 Golden Hills Wind, LLC (100%; Sole Member)
 Golden Hills Interconnection, LLC (67.6%; Managing Member)
Coram Portfolio II, LLC (100%; Sole Member)
 Tusk Wind Holdings V, LLC (100%; Sole Member)
 RET Coram Tehachapi Wind GP, LLC (100%; Sole Member)
 Coram California Development, L.P. (0.01%; General

Partner)
RET Tehachapi Wind Development, LLC (100%; Sole Member)
Coram California Development, L.P. (99.99%; Limited Partner)
Coram Portfolio, LLC (100%; Sole Member)
Tusk Wind Holdings IV, LLC (100%; Sole Member)
Coram Energy LLC (100%; Sole Member)
Coram Tehachapi, LLC (100%; Sole Member)
HW CA Holdings, LLC (100%; Member)
High Winds, LLC (100%; Sole Member)
Javelina Wind Funding, LLC (100%; Sole Member)
Javelina Wind Energy Holdings, LLC (100%; Class A Tax Equity Member)
Javelina Wind Energy, LLC (100%; Sole Member)
Javelina Interconnection, LLC (55%; Managing Member)
Mammoth Plains Wind Project Holdings, LLC (100%; Sole Member)
Mammoth Plains Wind Project, LLC (100%; Class A Member)
Meadowlark Wind, LLC (100%; Sole Member)
NEP Renewables Holdings II, LLC (100%; Sole Member)
NEP Renewables II, LLC (100%; Managing Member)
Ashtabula Wind II, LLC (100%; Sole Member)
Ashtabula Wind III, LLC (100%; Sole Member)
FPL Energy Vansycle L.L.C. (100%; Sole Member)
Garden Wind, LLC (100%; Sole Member)
Perrin Ranch Wind, LLC (100%; Sole Member)
Rosmar Portfolio, LLC (100%; Sole Member)
Rosmar Holdings, LLC (100%; Member)
Marshall Solar, LLC (100%; Sole Member)
Roswell Solar, LLC (100%; Sole Member)
Roswell Solar Holdings, LLC (100%; Sole Member)
SSSS Holdings, LLC (100%; Sole Member)
Silver State South Solar, LLC (49.99%; Managing Member)
Silver State Solar Power South, LLC (100%; Sole Member)
Tuscola Bay Wind, LLC (100%; Sole Member)
White Oak Energy Holdings, LLC (100%; Sole Member)
White Oak Energy LLC (100%; Sole Member)
NEP Renewables Holdings III, LLC (100%; Sole Member)
NEP Renewables III, LLC (50%; Class B Member)
Star Moon Holdings, LLC (100%; Class A Member)
Moonlight Bay Class A Holdings, LLC (100%; Sole Member)
Moonlight Bay Renewables, LLC (100%; Class A Member)
Dodge Flat Solar, LLC (100%; Sole Member)
Elora Solar, LLC (100%; Sole Member)
Fish Springs Ranch Solar, LLC (100%; Sole Member)
Little Blue Wind Project, LLC (100%; Sole Member)
Minco Wind Energy III, LLC (100%; Sole Member)
Minco IV & V Interconnection, LLC (27.04%; Managing Member)
White Mesa Wind, LLC (100%; Sole Member)
Stargrass Class A Holdings, LLC (100%; Sole Member)
Stargrass, LLC (100%; Class A Member)
Borderlands Wind, LLC (100%; Sole Member)
Borderlands Wind Holdings, LLC (100%; Sole Member)
Cool Springs Solar, LLC (100%; Sole Member)
Ensign Wind Energy, LLC (100%; Sole Member)
Hubbard Wind, LLC (100%; Sole Member)

Irish Creek Wind, LLC (100%; Sole Member)
 Quinebaug Solar, LLC (100%; Sole Member)
 Quitman II Solar, LLC (100%; Sole Member)
 NEP Renewables III, LLC (100%; Class A Member)
 Star Moon Holdings, LLC (100%; Class A Member)
 Moonlight Bay Class A Holdings, LLC (100%; Sole Member)
 Moonlight Bay Renewables, LLC (100%; Class A Member)
 Dodge Flat Solar, LLC (100%; Sole Member)
 Elora Solar, LLC (100%; Sole Member)
 Fish Springs Ranch Solar, LLC (100%; Sole Member)
 Little Blue Wind Project, LLC (100%; Sole Member)
 Minco Wind Energy III, LLC (100%; Sole Member)
 Minco IV & V Interconnection, LLC (27.04%;
 Managing Member)
 White Mesa Wind, LLC (100%; Sole Member)
 Stargrass Class A Holdings, LLC (100%; Sole Member)
 Stargrass, LLC (100%; Class A Member)
 Borderlands Wind, LLC (100%; Sole Member)
 Borderlands Wind Holdings, LLC (100%; Sole Member)
 Cool Springs Solar, LLC (100%; Sole Member)
 Ensign Wind Energy, LLC (100%; Sole Member)
 Hubbard Wind, LLC (100%; Sole Member)
 Irish Creek Wind, LLC (100%; Sole Member)
 Quinebaug Solar, LLC (100%; Sole Member)
 Quitman II Solar, LLC (100%; Sole Member)
 NEP Renewables Holdings IV, LLC (100%; Sole Member)
 NEP Renewables IV, LLC (100%; Class A Member)
 Alta Wind Portfolio, LLC (100%; Sole Member)
 Tusk Wind Holdings, LLC (100%; Sole Member)
 Alta Wind VIII, LLC (100%; Sole Member)
 Dogwood Wind Holdings, LLC (100%; Sole Member)
 Dogwood Wind, LLC (100%; Class A Tax Equity Member)
 Oliver Wind III, LLC (100%; Sole Member)
 Osborn Wind Energy, LLC (100%; Sole Member)
 Elk City Sholes Holdings, LLC (100%; Class B Member)
 Elk City II Wind Funding, LLC (100%; Sole Member)
 Southwest Wind, LLC (100%; Class A Tax Equity Member)
 Elk City Renewables II, LLC (100%; Sole Member)
 Sholes Wind Funding, LLC (100%; Sole Member)
 Sholes Wind Class A Holdings, LLC (100%; Sole Member)
 Sholes Wind, LLC (100%; Class A Member)
 Emerald Breeze Holdings, LLC (100%; Class A Member)
 Emerald Breeze Class A Holdings, LLC (100%; Sole
 Member)
 Emerald Breeze, LLC (100%; Class A Member)
 Appaloosa Run Wind, LLC (100%; Sole Member)
 Great Prairie Wind, LLC (100%; Sole Member)
 Yellow Pine Solar, LLC (100%; Sole Member)
 Yellow Pine Solar Interconnect, LLC (50%; Managing
 Member)
 Golden West Wind Holdings, LLC (100%; Sole Member)
 Golden West Power Partners, LLC (100%; Class A Tax
 Equity Member)
 Nokota Wind Holdings, LLC (100%; Sole Member)
 Nokota Wind, LLC (100%; Class A Tax Equity Member)
 Brady Wind II, LLC (100%; Sole Member)
 Brady Interconnection, LLC (50%; Member)
 Brady Wind, LLC (100%; Sole Member)

Brady Interconnection, LLC (50%; Managing Member)
Sac County Wind Holdings, LLC (100%; Class B Member)
Sac County Wind Class A Holdings, LLC (100%; Class A Member)
Sac County Wind, LLC (100%; Class A Member)
NEP Renewables IV, LLC (31.2%; Class B Member)
Alta Wind Portfolio, LLC (100%; Sole Member)
Tusk Wind Holdings, LLC (100%; Sole Member)
Alta Wind VIII, LLC (100%; Sole Member)
Dogwood Wind Holdings, LLC (100%; Sole Member)
Dogwood Wind, LLC (100%; Class A Tax Equity Member)
Oliver Wind III, LLC (100%; Sole Member)
Osborn Wind Energy, LLC (100%; Sole Member)
Elk City Sholes Holdings, LLC (100%; Class B Member)
Elk City II Wind Funding, LLC (100%; Sole Member)
Southwest Wind, LLC (100%; Class A Tax Equity Member)
Elk City Renewables II, LLC (100%; Sole Member)
Sholes Wind Funding, LLC (100%; Sole Member)
Sholes Wind Class A Holdings, LLC (100%; Sole Member)
Sholes Wind, LLC (100%; Class A Member)
Emerald Breeze Holdings, LLC (100%; Class A Member)
Emerald Breeze Class A Holdings, LLC (100%; Sole Member)
Emerald Breeze, LLC (100%; Class A Member)
Appaloosa Run Wind, LLC (100%; Sole Member)
Great Prairie Wind, LLC (100%; Sole Member)
Yellow Pine Solar, LLC (100%; Sole Member)
Yellow Pine Solar Interconnect, LLC (50%; Managing Member)
Golden West Wind Holdings, LLC (100%; Sole Member)
Golden West Power Partners, LLC (100%; Class A Tax Equity Member)
Nokota Wind Holdings, LLC (100%; Sole Member)
Nokota Wind, LLC (100%; Class A Tax Equity Member)
Brady Wind II, LLC (100%; Sole Member)
Brady Interconnection, LLC (50%; Member)
Brady Wind, LLC (100%; Sole Member)
Brady Interconnection, LLC (50%; Managing Member)
Sac County Wind Holdings, LLC (100%; Class B Member)
Sac County Wind Class A Holdings, LLC (100%; Class A Member)
Sac County Wind, LLC (100%; Class A Member)
NEP Renewables Holdings, LLC (100%; Sole Member)
NEP Renewables, LLC (100%; Sole Member)
Breckinridge Wind Class A Holdings, LLC (100%; Sole Member)
Breckinridge Wind Project, LLC (100%; Class A Tax Equity Member)
Carousel Wind Holdings, LLC (100%; Sole Member)
Carousel Wind Farm, LLC (100%; Class A Tax Equity Member)
Monarch Wind Holdings, LLC (100%; Sole Member)
Monarch Wind, LLC (100%; Class A Tax Equity Member)
Javelina Wind Holdings II, LLC (100%; Sole Member)
Javelina Wind Energy II, LLC (100%; Sole Member)
Javelina Interconnection, LLC (45%; Member)
Rush Springs Wind Energy, LLC (100%; Sole Member)
Mountain View Solar Holdings, LLC (100%; Sole Member)
Mountain View Solar, LLC (100%; Sole Member)

Pacific Plains Wind Class A Holdings, LLC (100%; Sole Member)
Pacific Plains Wind, LLC (100%; Class A Tax Equity Member)
Cottonwood Wind Project Holdings, LLC (100%; Sole Member)
Cottonwood Wind Project, LLC (100%; Sole Member)
Golden Hills North Wind, LLC (100%; Sole Member)
Golden Hills Interconnection, LLC (32.4%; Member)
NextEra Energy Bluff Point, LLC (100%; Sole Member)
NextEra Desert Sunlight Holdings, LLC (99.8%; Member)
Desert Sunlight Investment Holdings, LLC (50%; Managing Member)
Desert Sunlight Holdings, LLC (100%; Sole Member)
Desert Sunlight 250, LLC (100%; Sole Member)
Desert Sunlight 300, LLC (100%; Sole Member)
Nutmeg Solar Holdings, LLC (33.3%; Member)
Nutmeg Solar, LLC (100%; Sole Member)
Palomino Wind Holdings, LLC (100%; Sole Member)
Palomino Wind, LLC (100%; Class A Tax Equity Member)
Kingman Wind Energy I, LLC (100%; Sole Member)
Kingman Wind Energy II, LLC (100%; Sole Member)
Prairie View Wind Holdings, LLC (100%; Sole Member)
Ninnescah Wind Energy LLC (100%; Sole Member)
Sac County Wind Holdings, LLC (100%; Class A Member)
Sac County Wind Class A Holdings, LLC (100%; Class A Member)
Sac County Wind, LLC (100%; Class A Member)
Seiling Wind Investments, LLC (100%; Sole Member)
Seiling Wind Holdings, LLC (100%; Sole Member)
Seiling Wind Portfolio, LLC (100%; Class A Tax Equity Member)
Seiling Wind II, LLC (100%; Sole Member)
Seiling Wind Interconnection Services, LLC (33%; Member)
Seiling Wind, LLC (100%; Sole Member)
Seiling Wind Interconnection Services, LLC (67%; Managing Member)
Shaw Creek Solar Holdings, LLC (33.3%; Member)
Shaw Creek Solar, LLC (100%; Sole Member)
Solar Holdings Portfolio 12, LLC (100%; Class C Member)
DG Portfolio 2019 Holdings, LLC (100%; Sole Member)
DG Portfolio 2019, LLC (100%; Sole Member)
DG Amaze, LLC (100%; Sole Member)
DG California Solar, LLC (100%; Sole Member)
DG Colorado Solar, LLC (100%; Sole Member)
DG LF Solar, LLC (100%; Sole Member)
DG Minnesota CSG 1, LLC (100%; Sole Member)
DG Minnesota CSG, LLC (100%; Sole Member)
DG New Jersey Solar, LLC (100%; Sole Member)
DG New York Solar, LLC (100%; Sole Member)
DG Northeast Solar, LLC (100%; Sole Member)
DG SUNY Solar 1, LLC (100%; Sole Member)
DG Southwest Solar Portfolio 2019, LLC (100%; Sole Member)
HL Solar LLC (100%; Sole Member)
DG Waipio, LLC (100%)
Pacific Energy Solutions LLC (100%; Sole Member)
W2 Solar Holdings, LLC (100%; Sole Member)

Sierra Solar Funding, LLC (100%; Sole Member)
Sierra Solar Holdings, LLC (100%; Sole Member)
Westside Solar, LLC (100%; Sole Member)
Whitney Point Solar, LLC (100%; Sole Member)
Southwest Solar Holdings, LLC (100%; Member)
Hatch Solar Energy Center I LLC (100%; Sole Member)
Sunlight Renewables Holdings, LLC (100%; Class A Member)
Sunlight Renewables Class A Holdings, LLC (100%; Sole Member)
Sunlight Renewables, LLC (100%; Class A Member)
Sunlight Storage, LLC (100%; Sole Member)
Windstar Portfolio, LLC (100%; Sole Member)
Tusk Wind Holdings II, LLC (100%)
Windstar Energy, LLC (100%; Sole Member)
NextEra Energy Partners Constructors, LLC (100%; Sole Member)
NextEra Energy Partners Solar Acquisitions, LLC (100%; Sole Member)
Adelanto CA II, LLC (100%; Sole Member)
Adelanto Solar Funding, LLC (50.01%; Member)
Adelanto Solar Holdings, LLC (100%; Sole Member)
Adelanto Solar II, LLC (100%; Sole Member)
Adelanto Solar, LLC (100%; Sole Member)
McCoy CA II, LLC (100%; Sole Member)
McCoy Solar Holdings, LLC (50.01%; Member)
McCoy Solar Funding, LLC (100%; Sole Member)
McCoy Solar, LLC (100%; Sole Member)
NextEra Desert Center Blythe, LLC (50%; Member)
NextEra Energy Partners Ventures, LLC (100%; Sole Member)
NEP DC Holdings, LLC (100%; Sole Member)
Dos Caminos, LLC (50%; Member)
NET Holdings Management, LLC (100%; Sole Member)
NextEra Energy Partners Pipelines Holdings, LLC (100%; Sole Member)
NextEra Energy Partners Pipelines, LLC (100%; Managing Member)
Meade Pipeline Investment Holdings, LLC (100%; Sole Member)
Meade Pipeline Investment, LLC (100%; Sole Member)
Meade Pipeline Co LLC (75%; Managing Member)
Redwood Meade Pipeline, LLC (100%; Sole Member)
Redwood Midstream, LLC (90%; Managing Member)
Redwood Meade Midstream MPC, LLC (100%; Sole Member)
Meade Pipeline Co LLC (15%; Member)
River Road Interests LLC (100%; Sole Member)
Meade Pipeline Co LLC (10%; Member)
Redwood Midstream, LLC (10%; Member)
Redwood Meade Midstream MPC, LLC (100%; Sole Member)
Meade Pipeline Co LLC (15%; Member)
River Road Interests LLC (100%; Sole Member)
Meade Pipeline Co LLC (10%; Member)
South Texas Midstream Holdings, LLC (100%; Sole Member)
South Texas Midstream, LLC (100%; Class A Member)
NET Midstream, LLC (100%; Sole Member)
NET General Partners, LLC (100%; Sole Member)
Eagle Ford Midstream, LP (0.1%; General Partner)
LaSalle Pipeline, LP (0.1%; General Partner)
Mission Natural Gas Company, LP (0.1%; General

Partner)
Mission Valley Pipeline Company, LP (0.1%; General Partner)
NET Mexico Pipeline, LP (0.1%; General Partner)
NET Mexico Pipeline Partners, LLC (90%; Member)
Red Gate Pipeline, LP (0.1%; General Partner)
South Shore Pipeline L.P. (0.1%; General Partner)
NET Pipeline Holdings LLC (100%; Sole Member)
Eagle Ford Midstream, LP (99.9%; Limited Partner)
LaSalle Pipeline, LP (99.9%; Limited Partner)
Mission Natural Gas Company, LP (99.9%; Limited Partner)
Mission Valley Pipeline Company, LP (99.9%; Limited Partner)
NET Mexico Pipeline, LP (99.9%; Limited Partner)
NET Mexico Pipeline Partners, LLC (90%; Member)
Red Gate Pipeline, LP (99.9%; Limited Partner)
South Shore Pipeline L.P. (99.9%; Limited Partner)
Northern Colorado Wind Energy, LLC (100%; Sole Member)
Palo Duro Wind Portfolio, LLC (100%; Sole Member)
Palo Duro Wind Project Holdings, LLC (100%; Sole Member)
Palo Duro Wind Energy, LLC (100%; Class A Tax Equity Member)
Palo Duro Wind Interconnection Services, LLC (88%; Managing Member)
Shafter Solar Portfolio, LLC (100%; Sole Member)
Shafter Solar Holdings, LLC (100%; Sole Member)
Shafter Solar, LLC (100%; Sole Member)
Tusk Wind Holdings III, LLC (100%; Sole Member)
Granite Reliable Power, LLC (100%; Sole Member)
NextEra Energy NextBridge Holdings GP, LLC (100%; Sole Member)
NextEra Energy NextBridge Holdings GP, ULC (100%; Shareholder)
NextEra Energy NextBridge Holdings, LP (0.0001%; General Partner)
NextEra Energy NextBridge Holding, ULC (100%; Shareholder)
NextBridge Infrastructure LP (50%; Limited Partner)
NextEra Energy NextBridge Holdings, LP (99.9999%; Limited Partner)
NextEra Energy NextBridge Holding, ULC (100%; Shareholder)
NextBridge Infrastructure LP (50%; Limited Partner)
NextEra Energy UCT Holding, Inc. (100%; Shareholder)
Upper Canada Transmission, Inc. (50%; Shareholder)
NextBridge Infrastructure LP (100%; General Partner)
Northpoint I Wind GP, Inc. (100%; Shareholder)
Northpoint I Wind, LP (0.0001%; General Partner)
Northpoint I Wind LP, ULC (100%; Shareholder)
Northpoint I Wind, LP (89.9999%; Limited Partner)
Northpoint II Wind GP, Inc. (100%; Shareholder)
Northpoint II Wind, LP (0.0001%; General Partner)
Northpoint II Wind LP, ULC (100%; Shareholder)
Northpoint II Wind, LP (89.9999%; Limited Partner)
Parry Energy Storage GP, LLC (100%; Sole Member)
Parry Energy Storage GP, ULC (100%; Shareholder)
Parry Energy Storage, LP (0.0001%; General Partner)
Parry Energy Storage LP, ULC (100%; Shareholder)
Parry Energy Storage, LP (99.9999%; Limited Partner)
Red Deer Solar GP, Inc. (100%; Shareholder)
Red Deer Solar, LP (0.0001%; General Partner)
Red Deer Solar LP, ULC (100%; Shareholder)
Red Deer Solar, LP (99.9999%; Limited Partner)

Swift Wind GP, Inc. (100%; Shareholder)
 Swift Wind, LP (0.0001%; General Partner)
 Swift Wind LP, ULC (100%; Shareholder)
 Swift Wind, LP (99.9999%; Limited Partner)
 Thames Solar GP, Inc. (100%; Shareholder)
 Thames Solar, LP (0.0001%; General Partner)
 Thames Solar LP, ULC (100%; Shareholder)
 Thames Solar, LP (99.9999%; Limited Partner)
 Trout Lake I Solar GP, Inc. (100%; Shareholder)
 Trout Lake I Solar, LP (0.0001%; General Partner)
 Trout Lake I Solar LP, ULC (100%; Shareholder)
 Trout Lake I Solar, LP (89.9999%; Limited Partner)
 Trout Lake II Solar GP, Inc. (100%; Shareholder)
 Trout Lake II Solar, LP (0.0001%; General Partner)
 Trout Lake II Solar LP, ULC (100%; Shareholder)
 Trout Lake II Solar, LP (99.9999%; Limited Partner)
 Trout Lake III Solar GP, Inc. (100%; Shareholder)
 Trout Lake III Solar, LP (0.0001%; General Partner)
 Trout Lake III Solar LP, ULC (100%; Shareholder)
 Trout Lake III Solar, LP (99.9999%; Limited Partner)
 Zephyrus Wind GP, Inc. (100%; Shareholder)
 Zephyrus Wind, LP (0.0001%; General Partner)
 Zephyrus Wind LP, ULC (100%; Shareholder)
 Zephyrus Wind, LP (99.9999%; Limited Partner)
 NextEra Energy Spain Holdings B.V. (100%; Shareholder)
 700 Universal, S. de R.L. de C.V. (90%; Partner)
 700 Universe II, LLC (100%; Sole Member)
 700 Universal, S. de R.L. de C.V. (10%; Partner)
 Inventus Holdings, LLC (100%; Sole Member)
 NEPM II Holdings, LLC (100%; Sole Member)
 NEPM II, LLC (100%; Sole Member)
 NextEra Energy Investments, LLC (100%; Sole Member)
 Napa Capital Holdings, LLC (100%; Sole Member)
 Calistoga Capital, LLC (100%; Sole Member)
 Howell Mountain Capital, LLC (100%; Sole Member)
 Howell Mountain Capital Acquisitions, LLC (100%; Sole Member)
 Monterey Capital, LLC (100%; Sole Member)
 Napa Capital Holdings Acquisitions, LLC (100%; Sole Member)
 Pescadero Capital, LLC (100%; Sole Member)
 NextEra Energy Maine, LLC (100%; Sole Member)
 NextEra Energy Marketing, LLC (100%; Sole Member)
 Acquisition RNG Holdings I, LP (100%; General Partner)
 Acquisition RNG Holdings II, LP (100%; General Partner)
 EarthEra, LLC (100%; Sole Member)
 McElroy Green Marketing, LLC (100%; Sole Member)
 NEM Mitigation, LLC (100%; Sole Member)
 East Bay Farms, L.L.C. (100%; Sole Member)
 Jones Falls Wetland and Stream Mitigation, LLC (100%; Sole Member)
 Patapsco River Wetland And Stream Mitigation, LLC (100%; Sole Member)
 Patuxent Wetland and Stream Mitigation, LLC (100%; Sole Member)
 Pee Dee Wetland and Stream Mitigation, LLC (100%; Sole Member)
 Spindletop Mitigation Holdings, LLC (100%; Sole Member)
 Splendora, LLC (100%; Sole Member)
 HCMB, LLC (100%; Sole Member)
 Tarkington Bayou Mitigation, LLC (100%; Shareholder)
 NextEra Texas Acquisition Holdco, LLC (100%; Sole Member)
 NextEra Retail of Texas GP, LLC (100%; Sole Member)

NextEra Texas Acquisition LP, LLC (100%; Sole Member)
 Renewable Fuels Holdings, LLC (100%; Sole Member)
 Acquisition RNG Holdings I, LP (100%; Limited Partner)
 Acquisition RNG Holdings II, LP (100%; Limited Partner)
 Coffee County LFG, LLC (100%; Sole Member)
 Comanche RNG Holdings, LLC (100%; Sole Member)
 South Texas Energy Supply Holdings II, LLC (100%; Sole Member)
 Energy Company STES, S. de R.L. de C.V. (10%; Partner)
 South Texas Energy Supply Holdings, LLC (100%; Sole Member)
 Energy Company STES, S. de R.L. de C.V. (90%; Partner)
 USA LNG Holdings, LLC (100%; Sole Member)
 Edge Gathering Virtual Pipelines 2 LLC (27.61%; Member)
 USA RNG Holdings, LLC (100%; Sole Member)
 Noble Road RNG LLC (50%; Class B Member)
 Pine Bend RNG LLC (50%; Class B Member)
 USG Energy Gas Producer Holdings, LLC (100%; Sole Member)
 La Salle County Gas Producing, LLC (100%; Sole Member)
 NextEra Energy Gas Producing Holdings, LLC (100%; Sole Member)
 NextEra Energy Gas Producing, LLC (100%; Sole Member)
 NextEra Energy Gas Producing Wyoming, LLC (100%; Sole Member)
 NextEra Energy Pipeline Holdings, LLC (100%; Sole Member)
 PPF Portfolio, LLC (100%; Sole Member)
 Florida Pipeline Funding, LLC (100%; Sole Member)
 FPH Portfolio, LLC (100%; Sole Member)
 Florida Pipeline Holdings, LLC (100%; Sole Member)
 FSC Pipeline Holdings, LLC (100%; Sole Member)
 Florida Southeast Connection, LLC (100%; Sole Member)
 NextEra Energy Sabal Trail Transmission Holdings, LLC (100%; Sole Member)
 US Southeastern Gas Infrastructure, LLC (100%; Sole Member)
 Sabal Trail Transmission, LLC (42.5%; Member)
 NextEra Energy Pipeline Development and Acquisitions, LLC (100%; Sole Member)
 NextEra Energy Pipeline Funding (Lowman), LLC (100%; Sole Member)
 NextEra Energy Pipeline Holdings (Lowman), LLC (100%; Sole Member)
 NextEra Energy Pipeline Services, LLC (100%; Sole Member)
 US Marcellus Gas Infrastructure, LLC (100%; Sole Member)
 Mountain Valley Pipeline, LLC (31.1182%; Member)
 NextEra Energy Producer Services, LLC (100%; Sole Member)
 Trinity Operating (USG), LLC (100%; Sole Member)
 USG Energy Gas Investment, LLC (100%; Sole Member)
 USG Midstream Holdings, LLC (100%; Sole Member)
 Caddeaux Gathering, LLC (100%; Sole Member)
 Ponderosa Gathering, LLC (100%; Sole Member)
 Texrock Pipeline, LLC (100%; Sole Member)
 USG Barnett Midstream I, LLC (100%; Sole Member)
 USG Midstream Bakken I, LLC (100%; Sole Member)
 USG Midstream Haynesville Sands I, LLC (100%; Sole Member)
 USG Midstream Mississippian Lime I, LLC (100%; Sole Member)
 USG West Relay, LLC (100%; Sole Member)
 West Relay Gathering Company, L.L.C. (50%; Member)
 USG Wheatland Pipeline, LLC (100%; Sole Member)
 USG Properties Austin Chalk Holdings, LLC (100%; Sole Member)
 USG Properties Austin Chalk I, LLC (100%; Sole Member)
 USG Properties Austin Chalk II, LLC (100%; Sole Member)
 USG Properties Bakken Holdings, LLC (100%; Sole Member)
 USG Properties Bakken I, LLC (100%; Sole Member)
 USG Properties Bakken II, LLC (100%; Sole Member)

USG Properties Barnett Holdings, LLC (100%; Sole Member)
 USG Properties Barnett II, LLC (100%; Sole Member)
 BSGA Gas Producing, LLC (100%; Sole Member)
 NextEra US Gas Assets, LLC (100%; Sole Member)
 Boulevard Gas Associates, LLC (100%; Sole Member)
USG Properties Eagle Ford Holdings, LLC (100%; Sole Member)
 USG Properties Eagle Ford III, LLC (100%; Sole Member)
 USG Properties Eagle Ford IV, LLC (100%; Sole Member)
USG Properties Granite Wash Holdings, LLC (100%; Sole Member)
 USG Properties Granite Wash I, LLC (100%; Sole Member)
USG Properties Haynesville Sands Holdings, LLC (100%; Sole Member)
 USG Properties Haynesville Sand I, LLC (100%; Sole Member)
USG Properties Haynesville, LLC (100%; Sole Member)
USG Properties Jackfork Holdings, LLC (100%; Sole Member)
 USG Properties Jackfork I, LLC (100%; Sole Member)
USG Properties Marcellus Holdings, LLC (100%; Sole Member)
USG Properties Mississippian Lime Holdings, LLC (100%; Sole Member)
 USG Properties Mississippian Lime I, LLC (100%; Sole Member)
 USG Surface Facilities Mississippian Lime I, LLC (100%; Sole Member)
 USG Properties Mississippian Lime II, LLC (100%; Sole Member)
USG Properties Niobrara Holdings, LLC (100%; Sole Member)
USG Properties Permian Basin Holdings, LLC (100%; Sole Member)
 USG Properties Permian Basin I, LLC (100%; Sole Member)
 USG Properties Permian Basin II, LLC (100%; Sole Member)
USG Properties Wilcox Holdings, LLC (100%; Sole Member)
 USG Properties Wilcox I, LLC (100%; Sole Member)
USG Properties Woodford Holdings, LLC (100%; Sole Member)
 USG Properties Woodford II, LLC (100%; Shareholder)
USG Surface Facilities Holdings, LLC (100%; Sole Member)
 USG Surface Facilities I, LLC (100%; Sole Member)
 USG Surface Facilities II, LLC (100%; Sole Member)
USG Technology Holdings, LLC (100%; Sole Member)
WSGP Gas Producing, LLC (100%; Sole Member)
 USG Properties Woodford I, LLC (100%; Sole Member)
 WSGP Gas Producing (Arkoma), LLC (100%; Sole Member)
NextEra Energy Project Management, LLC (100%; Sole Member)
NextEra Maine Fossil, LLC (100%; Sole Member)
 FPL Energy Mason LLC (100%; Sole Member)
 NextEra Energy Maine Operating Services, LLC (100%; Sole Member)
Wyman Cape Holdings, LLC (100%; Sole Member)
 FPL Energy Cape, LLC (100%; Sole Member)
 FPL Energy Spruce Point LLC (100%; Sole Member)
 FPL Energy Wyman IV LLC (100%; Sole Member)
 FPL Energy Wyman LLC (100%; Sole Member)
NextEra Strategic Energy Services, LLC (100%; Sole Member)
Square Lake Holdings, Inc. (100%; Shareholder)
NextEra Infrastructure, LLC (100%; Sole Member)
 Horse Hollow Generation Tie Holdings, LLC (100%; Sole Member)
 Horse Hollow Generation Tie, LLC (100%; Sole Member)
NextEra Energy Transmission, LLC (100%; Sole Member)
 Blue Heron Land Associates, LLC (100%; Sole Member)
GridLiance Holdco, LLC (100%; Sole Member)
 GridLiance Heartland Holdings LLC (100%; Sole Member)
 GridLiance Eastern Holdings LLC (100%; Sole Member)
 GridLiance East LLC (100%; Sole Member)
 GridLiance Heartland LLC (100%; Sole Member)
 GridLiance High Plains LLC (100%; Sole Member)

GridLiance Management, LLC (100%; Sole Member)
GridLiance Southwest LLC (100%; Sole Member)
GridLiance Texas Holdings LLC (100%; Sole Member)
GridLiance Texas LLC (100%; Sole Member)
Horizon West Transmission, LLC (100%; Sole Member)
NextEra Energy Transmission Funding, LLC (100%; Sole Member)
Nextera Energy Transmission Holdings, LLC (100%; Sole Member)
Bay Area Transmission Holdings, LLC (100%; Sole Member)
Trans Bay Funding II LLC (100%; Sole Member)
Transmission Services Holdings LLC (100%; Sole Member)
Trans Bay Cable LLC (100%; Sole Member)
GridLiance Western Holdings LLC (100%; Sole Member)
GridLiance West LLC (100%; Sole Member)
Lone Star Transmission, LLC (100%; Sole Member)
New Hampshire Transmission Holdings, LLC (100%; Sole Member)
New Hampshire Transmission, LLC (100%; Sole Member)
NextEra Energy Transmission Investments, LLC (100%; Sole Member)
NextEra Energy Transmission MidAtlantic Holdings, LLC (100%; Sole Member)
NextEra Energy Transmission MidAtlantic Indiana, Inc. (100%; Shareholder)
NextEra Energy Transmission Midwest, LLC (100%; Sole Member)
NextEra Energy Transmission New York Holdings, LLC (100%; Sole Member)
NextEra Energy Transmission New York, Inc. (100%; Shareholder)
NextEra Energy Transmission Southwest, LLC (100%; Sole Member)
NextEra Transmission Asset Acquisition Holdings, LLC (100%; Sole Member)
PB Transmission Holdings, LLC (100%; Sole Member)
PowerBridge, LLC (49%)
PWD & PWP, LLC (100%; Sole Member)
SCal Acquisition LLC (100%; Sole Member)
NextEra Water, LLC (100%; Sole Member)
NextEra Water Pennsylvania, LLC (100%; Sole Member)
NextEra Water Texas, LLC (100%; Sole Member)
NextSpring Water Investments, LLC (100%; Sole Member)
Palms Portfolio Holdings, LLC (100%; Sole Member)
Juno Specialty Underwriters, LLC (100%; Sole Member)
NAMECO (NO. 1371) LIMITED (100%; Shareholder)
Palms Bridge Investments, LLC (100%; Sole Member)
Palms Insurance Company, Limited (100%; Shareholder)
Palms Insurance Company, Limited (100%; Shareholder)
Palms Management Services, LLC (100%; Sole Member)
Palms RS Investments, LLC (100%; Sole Member)
RiskSmith Insurance Services, LLC (30%; Shareholder)
Palms Specialty Insurance Company, Inc. (100%; Shareholder)
Palms SC Insurance Company, LLC (100%; Sole Member)
United HomeVu Holdings, LLC (100%; Sole Member)
Home Warranty of the Midwest, Inc. (100%; Shareholder)
NextEra Home, LLC (100%; Sole Member)
United HomeVu Illinois, LLC (100%; Sole Member)
United HomeVu Kansas, LLC (100%; Sole Member)
United HomeVu Maryland, LLC (100%; Sole Member)
United HomeVu Michigan, LLC (100%; Sole Member)
United HomeVu Mississippi, LLC (Sole Member)
United HomeVu Ohio, LLC (100%; Sole Member)
United HomeVu Tennessee, LLC (100%; Sole Member)
United HomeVu Texas, LLC (100%; Sole Member)
NextEra Energy Foundation, Inc. (100%; Member)

Analysis of Diversification Activity

New or Amended Contracts with Affiliated Companies

Florida Power & Light Company

For the Year Ended December 31, 2022

Provide a synopsis of each new or amended contract, agreement, or arrangement with affiliated companies for the purchase, lease, or sale of land, goods, or services (excluding tariffed items). The synopsis shall include, at a minimum, the terms, price, quantity, amount, and duration of the contracts.

Name of Affiliated Company (a)	Synopsis of Contract (b)
<i>Palms Insurance Company, Limited</i>	Palms Insurance Company, Limited provides insurance for FPL employees' workers' compensation liability up to policy limit of \$5,000,000 per accident or per employee. Premium for the term December 1, 2022 to November 15, 2023 was \$7,616,154. Workers' compensation and employer's liability coverage for certain FPL contractors is provided in excess of \$5,000,000 per accident or per contractor employee. Premium for the term December 1, 2022 to November 15, 2023 was \$1,248,738.
<i>Palms Insurance Company, Limited</i>	Palms Insurance Company, Limited insures the FPL fleet vehicles for third-party auto liability up to \$3,000,000 per occurrence in excess of a \$25,000 per accident retention for accidents prior to March 1, 2016 and a \$100,000 per accident retention occurring on or after March 1, 2016 through January 1, 2020. Beginning January 1, 2020, limit of liability is \$5,000,000 per occurrence, inclusive of defense costs. In 2022, Insured's self-retention is \$750,000 per occurrence, inclusive of defense costs. Premium for the term December 1, 2022 to November 15, 2023 was \$7,654,949.
<i>Palms Insurance Company, Limited</i>	Palms Insurance Company, Limited writes a builder's risk line for various projects under construction. The stand alone builder's all risk coverage has a 30% or \$60,000,000 liability up to \$200,000,000 per occurrence in excess of policy deductibles and 30% of sublimits. Premium for the term June 1, 2022 to June 1, 2023 is \$38,898.
<i>Palms Insurance Company, Limited</i>	Excess Liability Insurance was issued by Associated Electric & Gas Insurance Services (AEGIS) effective December 1, 2020. Palms Insurance Company, Limited has a 35% quota share of the \$50,000,000 liability per occurrence and \$35,000,000 in excess of \$225,000,000 layer. Premium for the term December 1, 2022 to November 15, 2023 is \$3,849,136. Palms Insurance Company, Limited also has a limit of liability for each occurrence: \$7,500,000 in excess of \$370,000,000. Premium for the term December 1, 2022 to November 15, 2023 is \$67,146.
<i>Palms Insurance Company, Limited</i>	Directors and Officers Liability Insurance was issued by Associated Electric & Gas Insurance Services (AEGIS) effective March 31, 2021. Palms Insurance Company, Limited has a \$100,000,000 per aggregate excess of the \$250,000,000 liability layer. Premium for the term March 31, 2022 to March 31, 2023 is \$307,218.
<i>Palms Insurance Company, Limited</i>	Palms Insurance Company, Limited writes a Crime and Fidelity coverage, which includes loss of assets, loss of client assets, personal identity event expenses, credit card forgery, and loss of employees benefit plan assets, as more fully defined in the policy document. Palms Insurance Company, Limited provides coverage of \$35,000,000 per occurrence in excess of a \$20,000,000. Premium for the term March 31, 2022 to March 31, 2023 is \$104,481.

Analysis of Diversification Activity

New or Amended Contracts with Affiliated Companies

Florida Power & Light Company

For the Year Ended December 31, 2022

Provide a synopsis of each new or amended contract, agreement, or arrangement with affiliated companies for the purchase, lease, or sale of land, goods, or services (excluding tariffed items). The synopsis shall include, at a minimum, the terms, price, quantity, amount, and duration of the contracts.

Name of Affiliated Company (a)	Synopsis of Contract (b)
<i>Palms Insurance Company, Limited</i>	Fiduciary Liability Insurance issued by Palms Insurance Company, Limited, includes managed care services, voluntary compliance settlements, and covered penalties, as more fully defined in the policy document. Palms Insurance Company, Limited has a 50% quota share of the \$25,000,000 liability per occurrence in excess of \$35,000,000. Palms Insurance Company, Limited also has a liability for each occurrence: \$15,000,000 in excess of \$60,000,000. Premium for the term March 31, 2022 to March 31, 2023 is \$114,988.
<i>NextEra Energy Inc.</i>	In past years, every time a subsidiary was added to or deleted from the consolidated income tax return, such subsidiary generally became a party to, or was deleted from, the Tax Allocation Agreement of NextEra Energy, Inc. (NEE) and subsidiaries. Therefore, any corporate structure changes noted on pages 454A-1 through 454A-12 would also be reflected in NEE's tax arrangement.
<i>NextEra Energy Inc.</i>	On November 3, 2022, FPL and Nextera Energy, Inc. (NEE) entered into an "Assignment and Assumption Agreement" to transfer a certain Photovoltaic Module Master Supply Agreement by and between NEE and BYD America LLC. Under the agreement, FPL assumes all rights and obligations under the Master Supply Agreement and agrees to reimburse NEE for any upfront payments previously paid.
<i>NextEra Energy Constructors, LLC</i>	On February 17, 2022, FPL and Nextera Energy Constructors (NEEC) entered into an "Assignment Agreement" and executed a "Bill of Sale" to transfer 0.372 megawatt hours of batteries and related equipment to FPL. NEEC is a party to a certain Contract for the Supply and Delivery of Batteries and Related Equipment, dated September 6, 2021, as amended, with Contemporary Amperex Technology Co. Ltd. Under the original agreement, NEEC purchased the 0.372 megawatt hours of batteries and related equipment and transferred all rights, title and interests to FPL for \$65,595.

ANALYSIS OF DIVERSIFICATION ACTIVITY
Individual Affiliated Transactions in Excess of \$500,000

FLORIDA POWER & LIGHT COMPANY
For the Year Ended December 31, 2022

Provide information regarding individual affiliated transactions in excess of \$500,000. Recurring monthly affiliated transactions which exceed \$500,000 per month should be reported annually in the aggregate. However, each land or property sales transaction even though similar sales recur, should be reported as a "non-recurring" item for the period in which it occurs.

Line No.	Name of Affiliate (a)	Description of Transaction (b)	Dollar Amount (c)
1	Florida City Gas	Federal Tax Payments due from Affiliate	3,196,410
2	Florida City Gas	Information Technology Capital Support to Affiliate	509,196
3	Florida City Gas	Loan Interest Payments from Affiliate	6,035,269
4	Florida City Gas	Loans to Affiliate	31,000,000
5	Florida City Gas	Project Development Support Provided to Affiliate	968,853
6	Florida City Gas	Sale of Natural Gas to Affiliate	25,029,900
7	Florida City Gas	Reclassify Affiliate Loan as an Investment in Subsidiary	3,100,000
8	Florida Renewable Partners, LLC	Project Development Support Provided to Affiliate	564,318
9	Florida Southeast Connection, LLC	Natural Gas Purchases from Affiliate	99,545,086
10	FPL Energy Services, LLC	Federal Tax Payments due from Affiliate	8,409,727
11	FPL Energy Services, LLC	State Tax Payments due from Affiliate	1,492,633
12	FPL Energy Services, LLC	Marketing & Communication Services Provided to Affiliate	1,439,413
13	FPL Energy Services, LLC	Sale of Asset/Inventory to Affiliate	586,476
14	FPL Energy Services, LLC	Sales Program Support Provided to Affiliate	565,078
15	KPB Financial Corporation	Federal Taxes Due from Affiliate	13,974,346
16	KPB Financial Corporation	Non-Qualified Fund Tax Payment Due from Affiliate	20,656,676
17	KPB Financial Corporation	State Taxes Due from Affiliate	2,452,893
18	KPB Financial Corporation	Storm Fund Balance Transfer from Affiliate	73,750,515
19	NextEra Energy Capital Holdings, Inc.	Charge to Affiliate for Share of Insurance Premiums	1,210,030
20	NextEra Energy Capital Holdings, Inc.	Corporate Real Estate Services Provided to Affiliate	500,000
21	NextEra Energy Capital Holdings, Inc.	Reimbursement from Affiliate for Legal Costs	741,129
22	NextEra Energy Capital Holdings, Inc.	State Taxes Due from Affiliate	640,000
23	NextEra Energy Constructors, LLC	Return of Telecommunications Equipment from Affiliate	1,007,091
24	NextEra Energy Foundation, Inc.	2022 Foundation Contribution to Affiliate	30,000,000
25	NextEra Energy Resources, LLC	Allocation of Credit Card Rebate to Affiliate	771,951
26	NextEra Energy Resources, LLC	Charge to Affiliate for Share of Insurance Premiums	3,002,912
27			

ANALYSIS OF DIVERSIFICATION ACTIVITY
Individual Affiliated Transactions in Excess of \$500,000

FLORIDA POWER & LIGHT COMPANY
For the Year Ended December 31, 2022

Provide information regarding individual affiliated transactions in excess of \$500,000. Recurring monthly affiliated transactions which exceed \$500,000 per month should be reported annually in the aggregate. However, each land or property sales transaction even though similar sales recur, should be reported as a "non-recurring" item for the period in which it occurs.

Line No.	Name of Affiliate (a)	Description of Transaction (b)	Dollar Amount (c)
28	NextEra Energy Resources, LLC	Corporate Real Estate Services Provided to Affiliate	712,500
29	NextEra Energy Resources, LLC	Corporate Services Charge to Affiliate	37,128,465
30	NextEra Energy Resources, LLC	Information Technology Capital Support Provided to Affiliate	696,656
31	NextEra Energy Resources, LLC	Information Technology Services Provided to Affiliate	7,262,128
32	NextEra Energy Resources, LLC	Sale of Asset/Inventory to Affiliate	1,046,580
33	NextEra Energy Resources, LLC	Space & Furniture Billing to Affiliate	9,781,671
34	NextEra Energy, Inc.	401K Forfeitures Reimbursed by Affiliate	964,865
35	NextEra Energy, Inc.	401K Match Activity Reimbursed by FPL to Affiliates	1,189,249
36	NextEra Energy, Inc.	Assignment of Solar Panel Master Agreement from Affiliate	6,118,412
37	NextEra Energy, Inc.	Compensation, Deferred Comp, Incentives, Stock Awards, RSA Amortization, Pension & Other Employee Benefits Plans	14,782,251
38	NextEra Energy, Inc.	Equity Contribution from Parent Company	3,700,000,000
39	NextEra Energy, Inc.	Reimbursement from Parent Company for National Ad Campaign	5,751,929
40	NextEra Energy, Inc.	Reimbursement to Parent Company for Solar Panel Downpayment	141,533,568
41	NextEra Energy, Inc.	Return of Partial Solar Panel Downpayment from Parent Company	6,118,412
42	NextEra Energy, Inc.	Transfer of Employee Incentives to Parent Company	16,389,550
43	NextEra Energy, Inc.	Dividend Contribution to Parent Company	2,000,000,000
44	NextEra Energy, Inc.	Federal Tax Payments/Distributions	138,028,512
45	NextEra Energy, Inc.	State Tax Payments/Distributions	9,867,075
46	Palms Insurance Company, Limited	Contractor Workers' Compensation Insurance Premium to Affiliate	7,616,154
47	Palms Insurance Company, Limited	Employee Workers' Compensation Insurance Premium to Affiliate	1,248,738
48	Palms Insurance Company, Limited	Excess Liability Premium to Affiliate	4,986,873
49	Palms Insurance Company, Limited	Fleet Vehicle Liability Insurance Premium to Affiliate	8,008,543
50	Palms Insurance Company, Limited	Allocation of Fleet Insurance Premium to Affiliate	1,173,926
51	Palms Insurance Company, Limited	Reimbursement of Workers Comp Losses from Affiliate	1,516,999
52	Sabal Trail Transmission LLC	Transportation of Natural Gas Provided by Affiliate	314,445,839
53			
54	General Comments:		
55	Items exclude payments of cash collected on behalf of Affiliates.		

ANALYSIS OF DIVERSIFICATION ACTIVITY
Summary of Affiliated Transfers and Cost Allocations

FLORIDA POWER & LIGHT COMPANY
For the Year Ended December 31, 2022

<p>Grouped by affiliate, list each contract, agreement, or other business transaction exceeding a cumulative amount of \$300 in any one year, entered into between the Respondent and an affiliated business or financial organization, firm, or partnership identifying parties, amounts, dates, and product, asset, or service involved. (a) Enter name of affiliate. (b) Give description of type of service, or name the product involved. (c) Enter contract or agreement effective dates. (d) Enter the letter "p" if the service or product is purchased by the Respondent; "s" if the service or product is sold by the Respondent. (e) Enter utility account number in which charges are recorded. (f) Enter total amount paid, received, or accrued during the year for each type of service or product listed in column (c). Do not net amounts when services are both received and provided.</p>					
Name of Affiliate (a)	Type of Service and/or Name of Product (b)	Relevant Contract or Agreement and Effective Date (c)	Total Charge for Year		
			"P" or "S" (d)	Account Number (e)	Dollar Amount (f)
700 Universe LLC	Corporate Development Services		P	146	10,998
700 Universe LLC	Corporate Development Services		S	146	59,249
700 Universe LLC	Transfer of Capital Costs from Affiliate		P	101, 107	2,032
700 Universe LLC	Transfer of Maintenance Credits from Affiliate		P	903	(4,679)
700 Universe LLC	Transfer of Capital Credits from Affiliate		P	101, 107	(103,095)
Adelanto Solar LLC	Allocate Telecommunication Costs		P	921	34
Adelanto Solar LLC	Allocate Telecommunication Costs		S	146	164
Adelanto Solar LLC	Power Generation Support		S	146	259
AE Langdon Wind II LLC	Power Delivery Support		S	146	2,390
AE Langdon Wind II LLC	Power Generation Support		S	146	612
Alandco, Inc.	Corporate Real Estate Services		S	146	8,551
Alta Wind VIII LLC	Power Generation Support		P	146	3,355
Alta Wind VIII LLC	Power Generation Support		S	146	53,872
Appaloosa Run Wind LLC	Allocate Telecommunication Costs		S	146	676
Appaloosa Run Wind LLC	Environmental Services		P	146	172
Appaloosa Run Wind LLC	Environmental Services		S	146	1,719
Appaloosa Run Wind LLC	Information Technology Services		P	146	1,709
Appaloosa Run Wind LLC	Information Technology Services		S	146	47,238
Appaloosa Run Wind LLC	Power Generation Support		S	146	170
Arlington Energy Center I LLC	Allocate Telecommunication Costs		S	146	2,738
Arlington Energy Center I LLC	Environmental Services		P	146	617
Arlington Energy Center I LLC	Environmental Services		S	146	6,120
Arlington Energy Center I LLC	Power Generation Capital Support		P	146	11,324
Arlington Energy Center I LLC	Power Generation Capital Support		S	146	67,033
Arlington Energy Center I LLC	Power Generation Support		S	146	5,800
Arlington Energy Center II LLC	Environmental Services		P	146	617
Arlington Energy Center II LLC	Environmental Services		S	146	6,167
Arlington Energy Center II LLC	Power Generation Capital Support		P	146	14,730
Arlington Energy Center II LLC	Power Generation Capital Support		S	146	167,377
Arlington Energy Center III LLC	Engineering & Construction Support		P	146	3,405
Arlington Energy Center III LLC	Engineering & Construction Support		S	146	41,312
Arlington Energy Center III LLC	Human Resources Services		S	146	1,493
Arlington Energy Center III LLC	Power Generation Capital Support		P	146	9,499
Arlington Energy Center III LLC	Power Generation Capital Support		S	146	103,654

ANALYSIS OF DIVERSIFICATION ACTIVITY
Summary of Affiliated Transfers and Cost Allocations

FLORIDA POWER & LIGHT COMPANY
For the Year Ended December 31, 2022

Name of Affiliate (a)	Type of Service and/or Name of Product (b)	Relevant Contract or Agreement and Effective Date (c)	"P" or "S" (d)	Account Number (e)	Dollar Amount (f)
Arlington Energy Center III LLC	Power Generation Support		S	146	1,804
Armadillo Flats Wind Project LLC	Allocate Telecommunication Costs		P	921	8
Armadillo Flats Wind Project LLC	Allocate Telecommunication Costs		S	146	131
Armadillo Flats Wind Project LLC	Power Generation Support		S	146	2,905
Ashtabula Wind II LLC	Information Technology Services		S	146	6,000
Ashtabula Wind II LLC	Power Delivery Support		S	146	1,206
Ashtabula Wind II LLC	Power Generation Support		S	146	3,966
Ashtabula Wind III LLC	General Counsel Services		P	146	104
Ashtabula Wind III LLC	General Counsel Services		S	146	2,189
Ashtabula Wind III LLC	Power Delivery Support		S	146	1,206
Ashtabula Wind III LLC	Power Generation Support		S	146	1,092
Ashtabula Wind LLC	Power Delivery Support		S	146	362
Ashtabula Wind LLC	Power Generation Support		S	146	510
Baldwin Wind Energy LLC	Power Generation Support		S	146	2,719
Baldwin Wind LLC	Power Delivery Support		S	146	1,206
Bell Ridge Solar LLC	Allocate Telecommunication Costs		S	146	2,675
Bell Ridge Solar LLC	Environmental Services		P	146	313
Bell Ridge Solar LLC	Environmental Services		S	146	8,275
Bell Ridge Solar LLC	Information Technology Services		S	146	24,970
Bell Ridge Solar LLC	Power Generation Capital Support		S	146	2,202
Bell Ridge Solar LLC	Power Generation Support		S	146	909
Bell Ridge Solar LLC	Sale of Asset/Inventory		S	146	46,090
Big Cypress Solar LLC	Allocate Telecommunication Costs		S	146	252
Big Cypress Solar LLC	Engineering & Construction Support		P	146	1,273
Big Cypress Solar LLC	Engineering & Construction Support		S	146	24,136
Big Cypress Solar LLC	Environmental Services		P	146	617
Big Cypress Solar LLC	Environmental Services		S	146	6,133
Big Cypress Solar LLC	Information Technology Services		S	146	27,745
Blackwell Wind Energy LLC	Allocate Telecommunication Costs		S	146	7
Blackwell Wind Energy LLC	Power Generation Support		S	146	15,740
Blackwell Wind LLC	Allocate Telecommunication Costs		S	146	7
Blackwell Wind LLC	Power Delivery Support		S	146	1,219
Blue Summit II Wind LLC	Power Generation Support		P	146	285
Blue Summit II Wind LLC	Power Generation Support		S	146	3,986
Blue Summit III Wind LLC	Allocate Telecommunication Costs		P	921	14
Blue Summit III Wind LLC	Power Generation Support		S	146	3,962
Blue Summit Storage LLC	Power Generation Support		P	146	90
Blue Summit Storage LLC	Power Generation Support		S	146	891

ANALYSIS OF DIVERSIFICATION ACTIVITY
Summary of Affiliated Transfers and Cost Allocations

FLORIDA POWER & LIGHT COMPANY
For the Year Ended December 31, 2022

Name of Affiliate (a)	Type of Service and/or Name of Product (b)	Relevant Contract or Agreement and Effective Date (c)	Total Charge for Year		
			"P" or "S" (d)	Account Number (e)	Dollar Amount (f)
Blue Summit Wind LLC	Power Delivery Support		S	146	1,248
Blue Summit Wind LLC	Power Generation Support		S	146	1,143
Bluebell Solar II LLC	Power Generation Support		P	146	105
Bluebell Solar II LLC	Power Generation Support		S	146	1,030
Bluebell Solar LLC	Power Generation Support		S	146	547
Blythe Energy Storage 110 LLC	Power Generation Capital Support		P	146	4,494
Blythe Energy Storage 110 LLC	Power Generation Capital Support		S	146	38,097
Blythe ES II LLC	Information Technology Services		S	146	17,067
Blythe ES III LLC	Information Technology Services		S	146	17,067
Blythe ES III LLC	Power Generation Capital Support		P	146	2,724
Blythe ES III LLC	Power Generation Capital Support		S	146	18,513
Blythe IV Storage LLC	Engineering & Construction Support		S	146	114
Blythe IV Storage LLC	Power Generation Capital Support		P	146	7,588
Blythe IV Storage LLC	Power Generation Capital Support		S	146	79,596
Blythe IV Storage LLC	Power Generation Support		P	146	1,197
Blythe IV Storage LLC	Power Generation Support		S	146	11,744
Blythe Solar 110 LLC	Allocate Telecommunication Costs		S	146	1,807
Blythe Solar 110 LLC	Power Delivery Support		S	146	1,794
Blythe Solar 110 LLC	Power Generation Support		P	146	2,852
Blythe Solar 110 LLC	Power Generation Support		S	146	120,106
Blythe Solar II LLC	Allocate Telecommunication Costs		S	146	163
Blythe Solar II LLC	Power Generation Support		P	146	1,952
Blythe Solar II LLC	Power Generation Support		S	146	40,780
Blythe Solar III LLC	Power Generation Support		P	146	4,533
Blythe Solar III LLC	Power Generation Support		S	146	76,246
Borderlands Wind LLC	Allocate Telecommunication Costs		S	146	6,366
Borderlands Wind LLC	Information Technology Services		P	146	37
Borderlands Wind LLC	Information Technology Services		S	146	924
Borderlands Wind LLC	Integrated Supply Chain Services		P	146	1,340
Borderlands Wind LLC	Integrated Supply Chain Services		S	146	13,417
Borderlands Wind LLC	Power Generation Support		P	146	1,228
Borderlands Wind LLC	Power Generation Support		S	146	14,195
Bornish Wind LP	Power Generation Support		S	146	739
Brady Wind II LLC	Power Delivery Support		S	146	1,206
Brady Wind II LLC	Power Generation Support		S	146	2,705
Brady Wind LLC	Allocate Telecommunication Costs		S	146	349
Brady Wind LLC	Information Technology Capital Support		P	146	8,251
Brady Wind LLC	Power Delivery Support		S	146	1,206
Brady Wind LLC	Power Generation Support		S	146	4,844
Breckinridge Wind Project LLC	Allocate Telecommunication Costs		S	146	91
Breckinridge Wind Project LLC	Power Delivery Support		S	146	1,288
Breckinridge Wind Project LLC	Power Generation Support		P	146	16

ANALYSIS OF DIVERSIFICATION ACTIVITY
Summary of Affiliated Transfers and Cost Allocations

FLORIDA POWER & LIGHT COMPANY
For the Year Ended December 31, 2022

Name of Affiliate (a)	Type of Service and/or Name of Product (b)	Relevant Contract or Agreement and Effective Date (c)	Total Charge for Year		
			"P" or "S" (d)	Account Number (e)	Dollar Amount (f)
Breckinridge Wind Project LLC	Power Generation Support		S	146	1,939
Breckinridge Wind Project LLC	Sale of Asset/Inventory		S	146	10,855
Brickyard Solar LLC	Engineering & Construction Support		P	146	1,862
Brickyard Solar LLC	Engineering & Construction Support		S	146	18,551
Brickyard Solar LLC	Human Resources Services		S	146	1,502
Bronco Plains Wind	Allocate Telecommunication Costs		P	921	69
Bronco Plains Wind	Allocate Telecommunication Costs		S	146	492
Bronco Plains Wind LLC	Power Generation Support		S	146	4,760
Buena Vista Energy Center LLC	Allocate Telecommunication Costs		S	146	2,337
Buena Vista Energy Center LLC	Engineering & Construction Support		P	146	5,127
Buena Vista Energy Center LLC	Engineering & Construction Support		S	146	72,644
Buena Vista Energy Center LLC	Information Technology Services		P	146	1,996
Buena Vista Energy Center LLC	Information Technology Services		S	146	23,600
Buena Vista Energy Center LLC	Power Generation Capital Support		P	146	2,191
Buena Vista Energy Center LLC	Power Generation Capital Support		S	146	22,253
Buena Vista Energy Center LLC	Power Generation Support		S	146	846
Buena Vista Energy Center LLC	Transfer Vendor Credit to Affiliate		P	232	440
Buffalo Ridge Wind LLC	Allocate Telecommunication Costs		S	146	848
Buffalo Ridge Wind LLC	Engineering & Construction Support		P	146	9,523
Buffalo Ridge Wind LLC	Engineering & Construction Support		S	146	260,565
Buffalo Ridge Wind LLC	Information Technology Services		P	146	62
Buffalo Ridge Wind LLC	Information Technology Services		S	146	1,675
Burleigh County Wind LLC	Power Delivery Support		S	146	1,219
Burleigh County Wind LLC	Power Generation Support		S	146	911
Butler Ridge Wind Energy LLC	Allocate Telecommunication Costs		S	146	8
Butler Ridge Wind Energy LLC	Power Delivery Support		S	146	1,206
Butler Ridge Wind Energy LLC	Power Generation Support		S	146	723
CA Energy Storage Holdings LLC	Power Generation Support		P	146	1,072
CA Energy Storage Holdings LLC	Power Generation Support		S	146	116,194
Caddeaux Gathering LLC	Accounting & Finance Support		S	146	4,755
Callahan Wind Divide LLC	Allocate Telecommunication Costs		S	146	1,565
Callahan Wind Divide LLC	Power Delivery Support		S	146	1,219
Cap Ridge Wind I LLC	Allocate Telecommunication Costs		P	921	61
Cap Ridge Wind I LLC	Allocate Telecommunication Costs		S	146	90
Cap Ridge Wind I LLC	Power Delivery Capital Support		S	146	897
Cap Ridge Wind I LLC	Power Delivery Support		S	146	1,219
Cap Ridge Wind I LLC	Power Generation Support		S	146	748
Cap Ridge Wind II LLC	Allocate Telecommunication Costs		S	146	794

ANALYSIS OF DIVERSIFICATION ACTIVITY
Summary of Affiliated Transfers and Cost Allocations

FLORIDA POWER & LIGHT COMPANY
For the Year Ended December 31, 2022

Name of Affiliate (a)	Type of Service and/or Name of Product (b)	Relevant Contract or Agreement and Effective Date (c)	Total Charge for Year		
			"P" or "S" (d)	Account Number (e)	Dollar Amount (f)
Cap Ridge Wind II LLC	Human Resources Services		S	146	375
Cap Ridge Wind II LLC	Information Technology Capital Support		S	146	72
Cap Ridge Wind II LLC	Power Delivery Capital Support		S	146	897
Cap Ridge Wind II LLC	Power Delivery Support		S	146	1,219
Cap Ridge Wind III LLC	Power Delivery Capital Support		S	146	897
Cap Ridge Wind III LLC	Power Delivery Support		S	146	1,219
Cap Ridge Wind IV LLC	Power Delivery Capital Support		S	146	897
Cap Ridge Wind IV LLC	Power Delivery Support		S	146	1,219
Capricorn Ridge Wind LLC	Power Generation Capital Support		S	146	10,934
Carousel Wind Farm LLC	Allocate Telecommunication Costs		S	146	432
Carousel Wind Farm LLC	Power Delivery Support		S	146	1,206
Carousel Wind Farm LLC	Power Generation Support		P	146	1,012
Carousel Wind Farm LLC	Power Generation Support		S	146	21,035
Casa Mesa Wind LLC	Allocate Telecommunication Costs		S	146	3,601
Casa Mesa Wind LLC	Power Generation Support		S	146	89
Cavalry Energy Center LLC	Environmental Services		P	146	660
Cavalry Energy Center LLC	Environmental Services		S	146	6,637
Cavalry Energy Center LLC	Human Resources Services		S	146	2,231
Cedar Bay Generating Company LP	Power Generation Support		P	146	5,712
Cedar Bay Generating Company LP	Power Generation Support		S	146	81,320
Cedar Bluff Wind LLC	Allocate Telecommunication Costs		S	146	27
Cedar Bluff Wind LLC	Power Delivery Support		S	146	1,219
Cedar Bluff Wind LLC	Power Generation Support		S	146	426
Cedar Springs Wind LLC	Allocate Telecommunication Costs		S	146	1,613
Cedar Springs Wind LLC	Information Technology Services		S	146	1,348
Cedar Springs Wind LLC	Power Generation Support		S	146	3,332
Cedar Springs Wind III LLC	Information Technology Services		S	146	1,237
Cedar Springs Wind III LLC	Power Generation Support		S	146	942
Chariot Solar LLC	General Counsel Services		P	146	125
Chariot Solar LLC	General Counsel Services		S	146	1,219
Chaves County Solar II LLC	Engineering & Construction Support		S	146	9,949
Chaves County Solar LLC	Allocate Telecommunication Costs		S	146	1,821
Chaves County Solar LLC	Power Delivery Support		S	146	598
Chaves County Solar LLC	Power Generation Support		S	146	15,842
Chesapeake Solar Project LLC	Information Technology Services		P	146	1,996
Chesapeake Solar Project LLC	Information Technology Services		S	146	22,626
Chicot Solar LLC	Allocate Telecommunication Costs		S	146	2,800
Chinook Solar LLC	Information Technology Services		P	146	3,436
Chinook Solar LLC	Information Technology Services		S	146	34,045

ANALYSIS OF DIVERSIFICATION ACTIVITY
Summary of Affiliated Transfers and Cost Allocations

FLORIDA POWER & LIGHT COMPANY
For the Year Ended December 31, 2022

Name of Affiliate (a)	Type of Service and/or Name of Product (b)	Relevant Contract or Agreement and Effective Date (c)	Total Charge for Year		
			"P" or "S" (d)	Account Number (e)	Dollar Amount (f)
Cimarron Wind Energy LLC	Power Delivery Support		S	146	1,219
Cimarron Wind Energy LLC	Power Generation Support		S	146	20,958
Cimarron Wind Energy, LLC	Allocate Telecommunication Costs		P	921	5
Cimarron Wind Energy, LLC	Allocate Telecommunication Costs		S	146	632
Clearwater Energy Resources LLC	Allocate Telecommunication Costs		S	146	359
Clearwater Energy Resources LLC	Engineering & Construction Support		P	146	10,206
Clearwater Energy Resources LLC	Engineering & Construction Support		S	146	260,372
Clearwater Energy Resources LLC	Environmental Services		P	146	743
Clearwater Energy Resources LLC	Environmental Services		S	146	7,463
Clearwater Energy Resources LLC	General Counsel Services		P	146	1,389
Clearwater Energy Resources LLC	General Counsel Services		S	146	13,932
Clearwater Energy Resources LLC	Human Resources Services		S	146	8,123
Clearwater Energy Resources LLC	Information Technology Services		P	146	1,949
Clearwater Energy Resources LLC	Information Technology Services		S	146	91,146
Clearwater Energy Resources LLC	Sale of Asset/Inventory		S	146	4,440
Cool Springs Solar LLC	Allocate Telecommunication Costs		S	146	3,296
Cool Springs Solar LLC	Engineering & Construction Support		P	146	2,441
Cool Springs Solar LLC	Engineering & Construction Support		S	146	37,839
Cool Springs Solar LLC	Environmental Services		S	146	60
Cool Springs Solar LLC	Power Generation Capital Support		P	146	545
Cool Springs Solar LLC	Power Generation Capital Support		S	146	6,844
Cool Springs Solar LLC	Power Generation Support		P	146	224
Cool Springs Solar LLC	Power Generation Support		S	146	9,829
Coolidge Solar I LLC	Allocate Telecommunication Costs		S	146	4
Coolidge Solar I LLC	Power Generation Support		S	146	598
Coram California Development LP	Power Generation Support		P	146	3,913
Coram California Development LP	Power Generation Support		S	146	39,994
Coram California Development LP	Allocate Telecommunication Costs		S	146	636
Coram Energy LLC	Allocate Telecommunication Costs		S	146	184
Coram Energy LLC	Power Generation Support		P	146	3,294
Coram Energy LLC	Power Generation Support		S	146	53,485
Coram Tehachapi LLC	Allocate Telecommunication Costs		S	146	317
Coram Tehachapi LLC	Power Generation Support		P	146	312
Coram Tehachapi LLC	Power Generation Support		S	146	3,059
Cottonwood Wind LLC	Allocate Telecommunication Costs		S	146	24
Cottonwood Wind LLC	Corporate Real Estate Services		P	146	197
Cottonwood Wind LLC	Corporate Real Estate Services		S	146	4,546
Cottonwood Wind LLC	Power Delivery Support		S	146	1,219
Cottonwood Wind LLC	Power Generation Support		S	146	1,312
Crowned Ridge Wind LLC	Allocate Telecommunication Costs		S	146	323
Crowned Ridge Wind LLC	Human Resources Services		S	146	375

ANALYSIS OF DIVERSIFICATION ACTIVITY
Summary of Affiliated Transfers and Cost Allocations

FLORIDA POWER & LIGHT COMPANY
For the Year Ended December 31, 2022

Name of Affiliate (a)	Type of Service and/or Name of Product (b)	Relevant Contract or Agreement and Effective Date (c)	Total Charge for Year		
			"P" or "S" (d)	Account Number (e)	Dollar Amount (f)
Crowned Ridge Wind LLC	Power Generation Support		S	146	2,529
Crystal Lake Wind Energy I LLC	Allocate Telecommunication Costs		S	146	277
Crystal Lake Wind Energy I LLC	Sale of Asset/Inventory		S	146	87,594
Crystal Lake Wind Energy III LLC	Power Generation Support		S	146	1,985
Crystal Lake Wind I LLC	Power Delivery Support		S	146	3,224
Crystal Lake Wind I LLC	Power Generation Support		S	146	3,039
Crystal Lake Wind II LLC	General Counsel Services		P	146	5,042
Crystal Lake Wind II LLC	General Counsel Services		S	146	46,850
Crystal Lake Wind II LLC	Power Delivery Support		S	146	362
Crystal Lake Wind II LLC	Power Generation Support		S	146	3,993
Crystal Lake Wind III LLC	Power Delivery Support		S	146	1,206
Crystal Lake Wind LLC	Power Delivery Support		S	146	443
Data Center Investments LLC	Allocate Telecommunication Costs		S	146	955
Data Center Investments LLC	Corporate Development Services		P	146	261
Data Center Investments LLC	Corporate Development Services		S	146	102,747
Data Center Investments LLC	General Counsel Services		P	146	282
Data Center Investments LLC	General Counsel Services		S	146	2,811
Data Center Investments LLC	Project Development Support		P	146	909,070
Data Center Investments LLC	Project Development Support		S	146	987,471
Day County Wind LLC	Corporate Development Services		S	146	4
Day County Wind LLC	Power Delivery Support		S	146	1,206
DCRBN Ventures LLC	Corporate Development Services		P	146	87
DCRBN Ventures LLC	Corporate Development Services		S	146	34,250
DCRBN Ventures LLC	Information Technology Services		S	146	59,629
Decatur Solar Energy Center LLC	General Counsel Services		P	146	479
Decatur Solar Energy Center LLC	General Counsel Services		S	146	4,691
Decatur Solar Energy Center LLC	Power Delivery Support		S	146	10,000
Decatur Solar Energy Center LLC	Refund of Deposit for Power Delivery Services		P	242	7,170
Desert Peak Energy Center LLC	Information Technology Services		S	146	7,801
Desert Peak Energy Center LLC	Power Generation Support		S	146	488
Desert Sunlight 250 LLC	Allocate Telecommunication Costs		S	146	1,070
Desert Sunlight 300 LLC	Power Generation Support		S	146	784
Desert Sunlight Investment Holdings LLC	General Counsel Services		P	146	2,735
Desert Sunlight Investment Holdings LLC	General Counsel Services		S	146	56,951
DG 1 Acquisition Co LLC	Accounting & Finance Support		P	146	4,223
DG 1 Acquisition Co LLC	Accounting & Finance Support		S	146	42,409
DG 1 Acquisition Co LLC	General Counsel Services		P	146	2,996
DG 1 Acquisition Co LLC	General Counsel Services		S	146	35,142

ANALYSIS OF DIVERSIFICATION ACTIVITY
Summary of Affiliated Transfers and Cost Allocations

FLORIDA POWER & LIGHT COMPANY
For the Year Ended December 31, 2022

Name of Affiliate (a)	Type of Service and/or Name of Product (b)	Relevant Contract or Agreement and Effective Date (c)	Total Charge for Year		
			"P" or "S" (d)	Account Number (e)	Dollar Amount (f)
DG 1 Acquisition Co LLC	Information Technology Services		P	146	39,470
DG 1 Acquisition Co LLC	Information Technology Services		S	146	49,627
DG 1 Acquisition Co LLC	Marketing & Communication Services		S	146	18,108
DG 1 LLC	Corporate Development Services		P	146	11,214
DG 1 LLC	Corporate Development Services		S	146	116,617
DG Concession Holdings LLC	Human Resources Services		S	146	3,609
DG Empire Shine LLC	Allocate Telecommunication Costs		S	146	1,597
DG Hydrogen LLC	Engineering & Construction Support		P	146	16,030
DG Hydrogen LLC	Engineering & Construction Support		S	146	349,891
DG Hydrogen LLC	Environmental Services		P	146	104
DG Hydrogen LLC	Environmental Services		S	146	1,027
DG Minnesota CSG 1 LLC	Information Technology Services		S	146	312
DG New York CS LLC	Allocate Telecommunication Costs		S	146	230
DG New York CS LLC	Human Resources Services		S	146	6,862
DG New York CS LLC	Information Technology Services		S	146	1,498
DG Project Construction Co LLC	Allocate Telecommunication Costs		S	146	1,142
DG Project Construction Co LLC	Corporate Security Support		P	146	96
DG Project Construction Co LLC	Corporate Security Support		S	146	941
DG Project Construction Co LLC	Engineering & Construction Support		P	146	35,265
DG Project Construction Co LLC	Engineering & Construction Support		S	146	271,558
DG Project Construction Co LLC	Information Technology Services		S	146	3,951
DG Project Construction Co LLC	Integrated Supply Chain Services		P	146	768
DG Project Construction Co LLC	Integrated Supply Chain Services		S	146	7,732
Dodge County Wind LLC	Engineering & Construction Support		P	146	254
Dodge County Wind LLC	Engineering & Construction Support		S	146	2,847
Dodge County Wind LLC	Environmental Services		P	146	2
Dodge County Wind LLC	Environmental Services		S	146	19
Dodge County Wind LLC	General Counsel Services		P	146	626
Dodge County Wind LLC	General Counsel Services		S	146	6,250
Dodge Flat Solar LLC	Allocate Telecommunication Costs		S	146	2,926
Dodge Flat Solar LLC	Engineering & Construction Support		P	146	1,890
Dodge Flat Solar LLC	Engineering & Construction Support		S	146	24,274
Dodge Flat Solar LLC	Human Resources Services		S	146	5,334
Dodge Flat Solar LLC	Information Technology Services		P	146	16,314
Dodge Flat Solar LLC	Information Technology Services		S	146	182,677
Dodge Flat Solar LLC	Power Generation Support		P	146	6,700
Dodge Flat Solar LLC	Power Generation Support		S	146	47,379
Dougherty County Solar LLC	Allocate Telecommunication Costs		S	146	12
Dougherty County Solar LLC	Power Generation Support		P	146	3,214
Dougherty County Solar LLC	Power Generation Support		S	146	15,729

ANALYSIS OF DIVERSIFICATION ACTIVITY
Summary of Affiliated Transfers and Cost Allocations

FLORIDA POWER & LIGHT COMPANY
For the Year Ended December 31, 2022

Name of Affiliate (a)	Type of Service and/or Name of Product (b)	Relevant Contract or Agreement and Effective Date (c)	Total Charge for Year		
			"P" or "S" (d)	Account Number (e)	Dollar Amount (f)
Duane Arnold Solar II LLC	Engineering & Construction Support		P	146	1,995
Duane Arnold Solar II LLC	Engineering & Construction Support		S	146	20,007
Duane Arnold Solar II LLC	Information Technology Capital Support		S	146	385
Duane Arnold Solar LLC	Engineering & Construction Support		S	146	1,508
Dunns Bridge Solar Center LLC	Allocate Telecommunication Costs		S	146	349
Dunns Bridge Solar Center LLC	Engineering & Construction Support		P	146	2,315
Dunns Bridge Solar Center LLC	Engineering & Construction Support		S	146	39,030
Dunns Bridge Solar Center LLC	Environmental Services		P	146	641
Dunns Bridge Solar Center LLC	Environmental Services		S	146	6,516
Dunns Bridge Solar Center LLC	Human Resources Services		S	146	2,245
Dunns Bridge Solar Center LLC	Power Generation Capital Support		P	146	939
Dunns Bridge Solar Center LLC	Power Generation Capital Support		S	146	9,225
Dunns Bridge Solar Center LLC	Power Generation Support		S	146	2,823
Eagle Crest Energy Company	Executive Support		P	146	433
Eagle Crest Energy Company	Executive Support		S	146	4,244
East Hampton Energy Storage Center LLC	Allocate Telecommunication Costs		S	146	2
East Hampton Energy Storage Center LLC	Power Generation Support		P	146	229
East Hampton Energy Storage Center LLC	Power Generation Support		S	146	28,332
East Point Energy Center LLC	Allocate Telecommunication Costs		S	146	358
East Point Energy Center LLC	Engineering & Construction Support		P	146	2,145
East Point Energy Center LLC	Engineering & Construction Support		S	146	24,096
East Point Energy Center LLC	Environmental Services		P	146	1,295
East Point Energy Center LLC	Environmental Services		S	146	12,947
East Point Energy Center LLC	Information Technology Services		S	146	33,478
East Point Energy Center LLC	Integrated Supply Chain Services		P	146	4,504
East Point Energy Center LLC	Integrated Supply Chain Services		S	146	14,416
East Point Energy Center LLC	Power Generation Capital Support		S	146	1,325
Eight Point Wind LLC	Allocate Telecommunication Costs		S	146	829
Eight Point Wind LLC	Engineering & Construction Support		P	146	9,698
Eight Point Wind LLC	Engineering & Construction Support		S	146	268,432
Eight Point Wind LLC	Environmental Services		P	146	2,908
Eight Point Wind LLC	Environmental Services		S	146	37,055
Eight Point Wind LLC	Information Technology Services		P	146	6,349
Eight Point Wind LLC	Information Technology Services		S	146	69,335
Eight Point Wind LLC	Power Generation Support		S	146	3,159
Elk City Renewables II LLC	Power Delivery Support		S	146	1,205
ELK CITY WIND LLC	Allocate Telecommunication Costs		S	146	3,682
ELK CITY WIND LLC	Power Delivery Support		S	146	1,219
Elmira Energy Storage LP ULC	Power Generation Support		P	146	2,756

ANALYSIS OF DIVERSIFICATION ACTIVITY
Summary of Affiliated Transfers and Cost Allocations

FLORIDA POWER & LIGHT COMPANY
For the Year Ended December 31, 2022

Name of Affiliate (a)	Type of Service and/or Name of Product (b)	Relevant Contract or Agreement and Effective Date (c)	Total Charge for Year		
			"P" or "S" (d)	Account Number (e)	Dollar Amount (f)
Elmira Energy Storage LP ULC	Power Generation Support		S	146	28,863
Elora Solar LLC	Allocate Telecommunication Costs		S	146	324
Elora Solar LLC	Engineering & Construction Support		P	146	4,088
Elora Solar LLC	Engineering & Construction Support		S	146	40,580
Elora Solar LLC	Power Generation Capital Support		P	146	604
Elora Solar LLC	Power Generation Capital Support		S	146	9,340
Elora Solar LLC	Power Generation Support		P	146	38
Elora Solar LLC	Power Generation Support		S	146	1,707
Emmons-Logan Wind LLC	Allocate Telecommunication Costs		S	146	193
Emmons-Logan Wind LLC	Power Generation Support		S	146	6,502
Endeavor Wind II LLC	Allocate Telecommunication Costs		S	146	4
Endeavor Wind II LLC	Power Generation Support		S	146	850
Ensign Wind Energy LLC	Allocate Telecommunication Costs		S	146	4
Ensign Wind Energy LLC	Information Technology Services		S	146	1,500
Ensign Wind Energy LLC	Power Generation Support		P	146	10
Ensign Wind Energy LLC	Power Generation Support		S	146	17,383
Ensign Wind LLC	Allocate Telecommunication Costs		P	921	32
Ensign Wind LLC	Allocate Telecommunication Costs		S	146	4
Ensign Wind LLC	Power Delivery Support		S	146	1,219
ESI Vansycle Partners LP	Power Delivery Support		S	146	1,206
ESI Vansycle Partners LP	Power Generation Support		S	146	4,027
EverBright LLC	Executive Support		S	146	32,501
EverBright LLC	Information Technology Capital Support		S	146	174,943
EverBright LLC	Information Technology Services		S	146	69,641
EverBright LLC	Marketing & Communication Services		S	146	31,339
Excelsior Energy Center LLC	Integrated Supply Chain Services		P	146	1,542
Excelsior Energy Center LLC	Integrated Supply Chain Services		S	146	17,797
Farmington Solar LLC	Allocate Telecommunication Costs		S	146	1,548
Farmington Solar LLC	Engineering & Construction Support		P	146	14
Farmington Solar LLC	Engineering & Construction Support		S	146	140
Farmington Solar LLC	General Counsel Services		P	146	26
Farmington Solar LLC	General Counsel Services		S	146	254
Farmington Solar LLC	Integrated Supply Chain Services		P	146	1,101
Farmington Solar LLC	Integrated Supply Chain Services		S	146	49,119
Farmington Solar LLC	Power Generation Capital Support		P	146	59
Farmington Solar LLC	Power Generation Capital Support		S	146	595
Farmington Solar LLC	Power Generation Support		S	146	897
Fish Springs Ranch Solar LLC	Allocate Telecommunication Costs		P	921	42
Fish Springs Ranch Solar LLC	Allocate Telecommunication Costs		S	146	5,445
Fish Springs Ranch Solar LLC	Engineering & Construction Support		S	146	71
Fish Springs Ranch Solar LLC	Human Resources Services		S	146	4,302
Fish Springs Ranch Solar LLC	Integrated Supply Chain Services		P	146	2,515

ANALYSIS OF DIVERSIFICATION ACTIVITY
Summary of Affiliated Transfers and Cost Allocations

FLORIDA POWER & LIGHT COMPANY
For the Year Ended December 31, 2022

Name of Affiliate (a)	Type of Service and/or Name of Product (b)	Relevant Contract or Agreement and Effective Date (c)	Total Charge for Year		
			"P" or "S" (d)	Account Number (e)	Dollar Amount (f)
Fish Springs Ranch Solar LLC	Integrated Supply Chain Services		S	146	45,762
Fish Springs Ranch Solar LLC	Power Generation Support		P	146	10,987
Fish Springs Ranch Solar LLC	Power Generation Support		S	146	49,021
Florida City Gas	Reimbursement for Support Provided		P	234	3,151
Florida City Gas	Accounting & Finance Support		P	146	42,235
Florida City Gas	Accounting & Finance Support		S	146	420,736
Florida City Gas	Allocate Telecommunication Costs		S	146	2,811
Florida City Gas	Charge for Affiliate Share of Insurance Premium		S	146	39,374
Florida City Gas	Compensation, Deferred Comp, Incentives, Stock Awards, RSA Amortization, Pension & Other Employee Benefits Plans		P	146	94,344
Florida City Gas	Corporate Accounting Services Received by FPL		P	923	1,360
Florida City Gas	Corporate Accounting Services Received by FPL		P	101, 107	1,360
Florida City Gas	Corporate Finance Support		P	146	36,818
Florida City Gas	Corporate Finance Support		S	146	46,459
Florida City Gas	Corporate Real Estate Services		P	146	222
Florida City Gas	Corporate Real Estate Services		S	146	831,695
Florida City Gas	Corporate Security Support		S	146	10
Florida City Gas	Corporate Service Charge to Affiliate		S	146	1,803,140
Florida City Gas	Corporate Tax Support		P	146	4,159
Florida City Gas	Corporate Tax Support		S	146	41,144
Florida City Gas	Customer Service Support		P	146	68
Florida City Gas	Customer Service Support		S	146	78,287
Florida City Gas	Energy Marketing & Trading Services		P	146	81,158
Florida City Gas	Energy Marketing & Trading Services		S	146	143,108
Florida City Gas	Engineering & Construction Support		P	146	607
Florida City Gas	Engineering & Construction Support		S	146	17,606
Florida City Gas	FCG Rate Case Support		S	146	1,408,553
Florida City Gas	Federal Taxes Due from Affiliate		S	146	359,581
Florida City Gas	Financial Planning & Analysis Services		P	146	12,101
Florida City Gas	Financial Planning & Analysis Services		S	146	97,842
Florida City Gas	General Counsel Services		P	146	8,113
Florida City Gas	General Counsel Services		S	146	80,245
Florida City Gas	Human Resources Services		P	146	726
Florida City Gas	Human Resources Services		S	146	110,907
Florida City Gas	Human Resources Services		S	232	585
Florida City Gas	Human Resources Services		S	241	1,382
Florida City Gas	Information Technology Capital Support		P	146	6,589
Florida City Gas	Information Technology Capital Support		P	101, 107	890
Florida City Gas	Information Technology Capital Support		S	146	907,779
Florida City Gas	Information Technology Capital Support		S	101, 107	94
Florida City Gas	Information Technology Services		P	146	4,665
Florida City Gas	Information Technology Services		S	146	1,387,998

ANALYSIS OF DIVERSIFICATION ACTIVITY
Summary of Affiliated Transfers and Cost Allocations

FLORIDA POWER & LIGHT COMPANY
For the Year Ended December 31, 2022

Name of Affiliate (a)	Type of Service and/or Name of Product (b)	Relevant Contract or Agreement and Effective Date (c)	Total Charge for Year		
			"P" or "S" (d)	Account Number (e)	Dollar Amount (f)
Florida City Gas	Information Technology Services Received by FPL		P	580	134
Florida City Gas	Information Technology Services Received by FPL		P	101, 107	383
Florida City Gas	Integrated Supply Chain Services		P	146	28,160
Florida City Gas	Integrated Supply Chain Services		S	146	395,194
Florida City Gas	Loan Interest Payments from Affiliate		S	146	71,329
Florida City Gas	Marketing & Communication Services		P	146	9,054
Florida City Gas	Marketing & Communication Services		S	146	115,913
Florida City Gas	Performance Incentive Transfer		S	146	10,750
Florida City Gas	Power Delivery Capital Support		P	101, 107	12,376
Florida City Gas	Power Delivery Capital Support		S	101, 107	1,313
Florida City Gas	Power Delivery Support		P	146	1,179
Florida City Gas	Power Delivery Support		S	146	18,462
Florida City Gas	Project Development Support		P	146	60,390
Florida City Gas	Project Development Support		S	146	397,502
Florida City Gas	Regulatory Affairs Support		P	146	8,211
Florida City Gas	Regulatory Affairs Support		S	146	106,426
Florida City Gas	Reimburse Affiliate for Facilities Services		P	101, 107	7,788
Florida City Gas	Reimbursement of Employee Expenses		S	146	191
Florida City Gas	Retail Gas Purchases		P	921	24,329
Florida City Gas	Sale of Natural Gas		S	146	4,288
Florida City Gas	Sales Program Support		S	146	11,054
Florida City Gas	Space & Furniture Billing		S	146	50,536
Florida City Gas	Storm Support		P	186	91,598
Florida City Gas	Storm Support		S	186	9,329
Florida City Gas	Transfer of Payroll Costs to Affiliate		P	234	54,579
Florida City Gas	Reimbursement of Insurance Fees from Affiliate		P	234	20,853
Florida Pipeline Holdings LLC	Accounting & Finance Support		S	146	343
Florida Renewable Partners LLC	Compensation, Deferred Comp, Incentives, Stock Awards, RSA Amortization, Pension & Other Employee Benefits Plans		P	146	33,383
Florida Renewable Partners LLC	Engineering & Construction Support		P	146	4,402
Florida Renewable Partners LLC	Engineering & Construction Support		S	146	130,735
Florida Renewable Partners LLC	Environmental Services		P	146	1,969
Florida Renewable Partners LLC	Environmental Services		S	146	60,357
Florida Renewable Partners LLC	General Counsel Services		P	146	1,675
Florida Renewable Partners LLC	General Counsel Services		S	146	16,469
Florida Renewable Partners LLC	Project Development Support		P	146	261,831
Florida Renewable Partners LLC	Project Development Support		S	146	1,826,172
Florida Renewable Partners LLC	Reimburse Affiliate for Capital Project Costs		P	101, 107	129,038
Florida SE Connection LLC	Natural Gas Purchases		P	547	1,117
Florida Southeast Connection LLC	Accounting & Finance Support		P	146	1,465
Florida Southeast Connection LLC	Accounting & Finance Support		S	146	14,490
Florida Southeast Connection LLC	Corporate Security Support		S	146	11,095
Florida Southeast Connection LLC	Corporate Tax Support		P	146	2,018

ANALYSIS OF DIVERSIFICATION ACTIVITY
Summary of Affiliated Transfers and Cost Allocations

FLORIDA POWER & LIGHT COMPANY
For the Year Ended December 31, 2022

Name of Affiliate (a)	Type of Service and/or Name of Product (b)	Relevant Contract or Agreement and Effective Date (c)	Total Charge for Year		
			"P" or "S" (d)	Account Number (e)	Dollar Amount (f)
Florida Southeast Connection LLC	Corporate Tax Support		S	146	20,815
Florida Southeast Connection LLC	General Counsel Services		P	146	2,738
Florida Southeast Connection LLC	General Counsel Services		S	146	47,181
Florida Southeast Connection LLC	Information Technology Services		S	146	35
Florida Southeast Connection LLC	Power Generation Support		S	146	7,888
Florida Southeast Connection LLC	Project Development Support		P	146	3,112
Florida Southeast Connection LLC	Project Development Support		S	146	8,617
FPL Energy Cape LLC	Allocate Telecommunication Costs		S	146	25
FPL Energy Cape LLC	Information Technology Services		P	146	8,725
FPL Energy Cape LLC	Information Technology Services		S	146	69,287
FPL Energy Cape LLC	Power Generation Support		P	146	256
FPL Energy Cape LLC	Power Generation Support		S	146	2,518
FPL Energy Hancock County Wind LLC	Allocate Telecommunication Costs		S	146	177
FPL Energy Hancock County Wind LLC	Power Delivery Support		S	146	1,219
FPL Energy Illinois Wind LLC	Allocate Telecommunication Costs		S	146	711
FPL Energy Illinois Wind LLC	Power Delivery Support		S	146	1,206
FPL Energy Illinois Wind LLC	Power Generation Support		S	146	2,204
FPL Energy Montezuma Wind LLC	Allocate Telecommunication Costs		S	146	1,808
FPL Energy Montezuma Wind LLC	Power Delivery Support		S	146	1,206
FPL Energy Montezuma Wind LLC	Power Generation Support		S	146	44
FPL Energy New Mexico Wind LLC	Power Generation Support		S	146	2,295
FPL Energy North Dakota Wind LLC	Allocate Telecommunication Costs		S	146	12
FPL Energy North Dakota Wind LLC	Power Delivery Support		S	146	1,219
FPL Energy Oklahoma Wind LLC	Power Delivery Support		S	146	1,219
FPL Energy Oliver Wind I LLC	Power Delivery Support		S	146	1,206
FPL Energy Pecos Wind I LLC	Power Delivery Support		S	146	1,105
FPL Energy Pecos Wind I LLC	Power Generation Support		S	146	3,964
FPL Energy Services Inc	Accounting & Finance Support		P	146	776
FPL Energy Services Inc	Accounting & Finance Support		S	146	7,628
FPL Energy Services Inc	Allocate Telecommunication Costs		S	146	8,261
FPL Energy Services Inc	Call Center Services		P	903	4,155
FPL Energy Services Inc	Call Center Services		S	903	171
FPL Energy Services Inc	Charge for Affiliate Share of Insurance Premium		P	146	9,429
FPL Energy Services Inc	Charge for Affiliate Share of Insurance Premium		S	146	61,007
FPL Energy Services Inc	Corporate Accounting Services Received by FPL		P	426.5	15,002
FPL Energy Services Inc	Corporate Real Estate Services		S	146	768
FPL Energy Services Inc	Corporate Real Estate Services Received by FPL		P	935	519
FPL Energy Services Inc	Corporate Service Charge to Affiliate		S	146	4,171,885
FPL Energy Services Inc	Corporate Systems Usage Billing		S	146	54,010
FPL Energy Services Inc	COVID Response Support		P	921	246
FPL Energy Services Inc	COVID Response Support		P	923	41,174

ANALYSIS OF DIVERSIFICATION ACTIVITY
Summary of Affiliated Transfers and Cost Allocations

FLORIDA POWER & LIGHT COMPANY
For the Year Ended December 31, 2022

Name of Affiliate (a)	Type of Service and/or Name of Product (b)	Relevant Contract or Agreement and Effective Date (c)	Total Charge for Year		
			"P" or "S" (d)	Account Number (e)	Dollar Amount (f)
FPL Energy Services Inc	COVID Response Support		P	Various	5,990
FPL Energy Services Inc	Customer Care Center Charges		P	146	9,801
FPL Energy Services Inc	Customer Care Center Charges		S	146	507,291
FPL Energy Services Inc	External Affairs Services Received by FPL		P	426.5	1,505
FPL Energy Services Inc	Financial Planning & Analysis Services		P	146	726
FPL Energy Services Inc	Financial Planning & Analysis Services		S	146	7,275
FPL Energy Services Inc	General Counsel Services		P	146	108
FPL Energy Services Inc	General Counsel Services		S	146	1,085
FPL Energy Services Inc	Human Resources Services		P	146	16,859
FPL Energy Services Inc	Human Resources Services		S	146	389,869
FPL Energy Services Inc	Human Resources Services		S	232	11,628
FPL Energy Services Inc	Human Resources Services		S	241	1,080
FPL Energy Services Inc	Information Technology Capital Support		P	101, 107	31,049
FPL Energy Services Inc	Information Technology Services		P	146	5
FPL Energy Services Inc	Information Technology Services		S	146	27,614
FPL Energy Services Inc	Integrated Supply Chain Services Received by FPL		P	923	14,972
FPL Energy Services Inc	Lighting Program Support		P	580	90,653
FPL Energy Services Inc	Lighting Program Support		P	590	329,899
FPL Energy Services Inc	Lighting Program Support		P	101, 107	49,164
FPL Energy Services Inc	Lighting Program Support		S	580	2,275
FPL Energy Services Inc	Management Fee for Care Center Support		P	146	111,569
FPL Energy Services Inc	Management Fee for Care Center Support		S	146	776,860
FPL Energy Services Inc	Marketing & Communication Services		P	146	24,811
FPL Energy Services Inc	Marketing & Communication Services		S	146	257,594
FPL Energy Services Inc	Power Delivery Capital Support		P	101, 107	24,020
FPL Energy Services Inc	Power Generation Capital Services Received by FPL		P	101, 107	1,685
FPL Energy Services Inc	Reimburse Affiliate for Marketing Costs		P	242	98,986
FPL Energy Services Inc	Reimbursement of Employee Expenses		P	921	4,064
FPL Energy Services Inc	Reimbursement of Marketing & Communication Expenses		S	146	19,964
FPL Energy Services Inc	Revenue Enhancement Program		P	916	845,581
FPL Energy Services Inc	Sale of Natural Gas		S	146	308,700
FPL Energy Services Inc	Sales of Asset/Inventory		S	146	220,209
FPL Energy Services Inc	Sales Program Support		P	146	384,359
FPL Energy Services Inc	Sales Program Support		S	146	7,076,507
FPL Energy Services Inc	Sales Program Support Received by FPL		P	580	99,839
FPL Energy Services Inc	Sales Program Support Received by FPL		P	923	4,275
FPL Energy Services Inc	Space & Furniture Billing		S	146	648,031
FPL Energy Services Inc	State Taxes Due to Affiliate		P	236	478,191
FPL Energy Services Inc	Storm Support		P	186	334,573

ANALYSIS OF DIVERSIFICATION ACTIVITY
Summary of Affiliated Transfers and Cost Allocations

FLORIDA POWER & LIGHT COMPANY
For the Year Ended December 31, 2022

Name of Affiliate (a)	Type of Service and/or Name of Product (b)	Relevant Contract or Agreement and Effective Date (c)	Total Charge for Year		
			"P" or "S" (d)	Account Number (e)	Dollar Amount (f)
FPL Energy Services Inc	Transfer of Employee Incentives		P	242	11,142
FPL Energy South Dakota Wind LLC	Allocate Telecommunication Costs		S	146	250
FPL Energy South Dakota Wind LLC	Power Delivery Support		S	146	1,219
FPL Energy Stateline II Inc	Power Delivery Support		S	146	1,206
FPL Energy Stateline II Inc	Power Generation Support		S	146	3,346
FPL Energy Vansycle LLC	Allocate Telecommunication Costs		S	146	655
FPL Energy Vansycle LLC	Human Resources Services		S	146	375
FPL Energy Vansycle LLC	Power Delivery Support		S	146	1,206
FPL Energy Vansycle LLC	Power Generation Support		S	146	48,381
FPL Energy Wyman IV LLC	Power Generation Support		P	146	19,201
FPL Energy Wyman IV LLC	Power Generation Support		S	146	354,339
FPL Energy Wyman LLC	Allocate Telecommunication Costs		S	146	498
FPL Energy Wyman LLC	Corporate Development Services		S	146	494
FPL Energy Wyman LLC	General Counsel Services		P	146	2,153
FPL Energy Wyman LLC	General Counsel Services		S	146	35,498
FPL Energy Wyman LLC	Human Resources Services		P	146	9,030
FPL Energy Wyman LLC	Human Resources Services		S	146	94,510
FPL Energy Wyman LLC	Power Generation Support		P	146	6,293
FPL Energy Wyman LLC	Power Generation Support		S	146	95,591
FPL Group International Inc	Power Generation Support		P	146	16,090
FPL Group International Inc	Power Generation Support		S	146	236,356
FPL Readi-Power LLC	Customer Care Center Charges		P	146	82
FPL Readi-Power LLC	Customer Care Center Charges		S	146	11,771
FPL Readi-Power LLC	Federal Taxes Due from Affiliate		S	146	4,879
FPL Readi-Power LLC	Federal Taxes Due to Affiliate		P	236	102,711
FPL Readi-Power LLC	Sales Program Support		S	146	9,756
FPL Readi-Power LLC	State Taxes Due to Affiliate		P	236	18,265
FPL Services LLC	LED Lighting Project Support		P	520	267,750
FPL Services LLC	Sales Program Support		P	146	215,165
FPL Services LLC	Sales Program Support		S	146	1,938,362
FPL Smart Services LLC	Federal Taxes Due from Affiliate		S	146	1,429
FPL Smart Services LLC	Federal Taxes Due to Affiliate		P	236	12,086
FPL Smart Services LLC	Sales Program Support		S	146	103
FPL Smart Services LLC	State Taxes Due to Affiliate		P	236	3,269
FPLE Cowboy Wind LLC	Power Delivery Support		S	146	1,219
FPLE Cowboy Wind LLC	Power Generation Support		S	146	2,263
FPLE Green Power Wind LLC	Allocate Telecommunication Costs		S	146	4
FPLE Green Power Wind LLC	Power Delivery Support		S	146	1,206
FPLE Green Power Wind LLC	Power Generation Support		P	146	5,791
FPLE Green Power Wind LLC	Power Generation Support		S	146	57,773

ANALYSIS OF DIVERSIFICATION ACTIVITY
Summary of Affiliated Transfers and Cost Allocations

FLORIDA POWER & LIGHT COMPANY
For the Year Ended December 31, 2022

Name of Affiliate (a)	Type of Service and/or Name of Product (b)	Relevant Contract or Agreement and Effective Date (c)	Total Charge for Year		
			"P" or "S" (d)	Account Number (e)	Dollar Amount (f)
FPLE Rockaway Peaking Facilities	General Counsel Services		P	146	951
FPLE Rockaway Peaking Facilities	General Counsel Services		S	146	9,061
FPLE Sooner Wind LLC	Power Delivery Support		S	146	1,219
FPLE Upton Wind I LLC	Corporate Security Support		S	146	2
FPLE Upton Wind I LLC	Power Delivery Support		S	146	806
FPLE Upton Wind I LLC	Power Generation Support		S	146	2,321
FRP Columbia County Solar LLC	General Counsel Services		P	146	356
FRP Columbia County Solar LLC	General Counsel Services		S	146	3,518
FRP Columbia County Solar LLC	Information Technology Services		S	146	13,672
FRP Columbia County Solar LLC	Project Development Support		P	146	12,345
FRP Columbia County Solar LLC	Project Development Support		S	146	3,441
FRP Gadsden County Solar LLC	Project Development Support		P	146	1,100
FRP Gadsden County Solar LLC	Project Development Support		S	146	18,721
FRP Gilchrist County Solar LLC	Project Development Support		P	146	13,616
FRP Gilchrist County Solar LLC	Project Development Support		S	146	37,589
FRP Putnam County Solar LLC	Project Development Support		P	146	12,815
FRP Putnam County Solar LLC	Project Development Support		S	146	13,141
Garden Wind LLC	Power Delivery Support		S	146	1,206
Garden Wind LLC	Power Generation Support		S	146	45,471
Generation Repair & Service LLC	Allocate Telecommunication Costs		P	921	88
Generation Repair & Service LLC	Allocate Telecommunication Costs		S	146	21,564
Generation Repair & Service LLC	Corporate Security Support		S	146	16
Generation Repair & Service LLC	Human Resources Services		S	146	312
Generation Repair & Service LLC	Power Generation Support		P	146	592
Generation Repair & Service LLC	Power Generation Support		S	146	16,069
Generation Repair & Service LLC	Reimburse Affiliate for Capital Project Costs		P	101, 107	19,602
Generation Repair & Service LLC	Tool Repair Services		P	588	51,224
Genesis Solar LLC	Allocate Telecommunication Costs		S	146	11,443
Genesis Solar LLC	Corporate Security Support		S	146	22
Genesis Solar LLC	Human Resources Services		S	146	6,956
Genesis Solar LLC	Power Delivery Support		S	146	8,727
Genesis Solar LLC	Power Generation Capital Support		S	146	18,252
Genesis Solar LLC	Power Generation Support		P	146	1,181
Genesis Solar LLC	Power Generation Support		S	146	22,713
GEXA Energy LP	Accounting & Finance Support		S	146	137,006
GEXA Energy LP	Allocate Telecommunication Costs		S	146	764
GEXA Energy LP	Corporate Real Estate Services		P	146	1,092
GEXA Energy LP	Corporate Real Estate Services		S	146	27,130
GEXA Energy LP	Corporate Tax Support		P	146	6,068
GEXA Energy LP	Corporate Tax Support		S	146	60,006
GEXA Energy LP	General Counsel Services		P	146	4,290

ANALYSIS OF DIVERSIFICATION ACTIVITY
Summary of Affiliated Transfers and Cost Allocations

FLORIDA POWER & LIGHT COMPANY
For the Year Ended December 31, 2022

Name of Affiliate (a)	Type of Service and/or Name of Product (b)	Relevant Contract or Agreement and Effective Date (c)	Total Charge for Year		
			"P" or "S" (d)	Account Number (e)	Dollar Amount (f)
GEXA Energy LP	General Counsel Services		S	146	549,410
GEXA Energy LP	Human Resources Services		P	146	19,794
GEXA Energy LP	Human Resources Services		P	923	30
GEXA Energy LP	Human Resources Services		S	146	9,813
GEXA Energy LP	Human Resources Services		S	241	14
GEXA Energy LP	Information Technology Services		P	146	3,935
GEXA Energy LP	Information Technology Services		S	146	293,014
GEXA Energy LP	Marketing & Communication Services		P	146	43,379
GEXA Energy LP	Marketing & Communication Services		S	146	350,065
Golden Hills Interconnection LLC	Power Generation Capital Support		P	146	14
Golden Hills Interconnection LLC	Power Generation Capital Support		S	146	20,099
Golden Hills North Wind LLC	Power Delivery Support		S	146	1,219
Golden Hills North Wind LLC	Power Generation Capital Support		P	146	4,759
Golden Hills North Wind LLC	Power Generation Capital Support		S	146	48,402
Golden Hills North Wind LLC	Power Generation Support		P	146	4,377
Golden Hills North Wind LLC	Power Generation Support		S	146	47,405
Golden Hills North Wind LLC	Sale of Asset/Inventory		S	146	473
Golden Hills Wind LLC	Allocate Telecommunication Costs		S	146	2,421
Golden Hills Wind LLC	Power Delivery Support		S	146	1,883
Golden Hills Wind LLC	Power Generation Support		S	146	453
Golden West Power Partners LLC	Allocate Telecommunication Costs		S	146	3,357
Golden West Power Partners LLC	Power Delivery Support		S	146	1,206
Golden West Power Partners LLC	Power Generation Support		S	146	315
Gopher Energy Storage LLC	Power Generation Support		P	146	3,486
Gopher Energy Storage LLC	Power Generation Support		S	146	101,108
GR Woodford Prop LLC	Corporate Support		P	146	10,978
GR Woodford Prop LLC	Corporate Support		S	146	108,485
GR Woodford Prop LLC	Human Resources Services		P	146	516
GR Woodford Prop LLC	Human Resources Services		S	146	24,613
Granite Reliable Power LLC	Allocate Telecommunication Costs		P	921	21
Granite Reliable Power LLC	Allocate Telecommunication Costs		S	146	58
Granite Reliable Power LLC	Power Generation Support		P	146	3,618
Granite Reliable Power LLC	Power Generation Support		S	146	56,191
Gray County Wind Energy LLC	Power Delivery Support		S	146	1,219
Gray County Wind Energy LLC	Power Generation Support		S	146	3,050
Gray County Wind LLC	Allocate Telecommunication Costs		S	146	37
Gray County Wind LLC	Power Generation Support		P	146	129
Gray County Wind LLC	Power Generation Support		S	146	10,815
Grazing Yak Solar LLC	Power Generation Support		S	146	816

ANALYSIS OF DIVERSIFICATION ACTIVITY
Summary of Affiliated Transfers and Cost Allocations

FLORIDA POWER & LIGHT COMPANY
For the Year Ended December 31, 2022

Name of Affiliate (a)	Type of Service and/or Name of Product (b)	Relevant Contract or Agreement and Effective Date (c)	Total Charge for Year		
			"P" or "S" (d)	Account Number (e)	Dollar Amount (f)
Great Prairie Wind II LLC	Allocate Telecommunication Costs		S	146	1,042
Great Prairie Wind II LLC	Engineering & Construction Support		P	146	9,332
Great Prairie Wind II LLC	Engineering & Construction Support		S	146	91,953
Great Prairie Wind III LLC	Engineering & Construction Support		P	146	9,731
Great Prairie Wind III LLC	Engineering & Construction Support		S	146	95,868
Great Prairie Wind LLC	Allocate Telecommunication Costs		S	146	6,398
Great Prairie Wind LLC	Engineering & Construction Support		P	146	9,800
Great Prairie Wind LLC	Engineering & Construction Support		S	146	278,078
Great Prairie Wind LLC	Environmental Services		P	146	13
Great Prairie Wind LLC	Environmental Services		S	146	1,068
Great Prairie Wind LLC	General Counsel Services		P	146	309
Great Prairie Wind LLC	General Counsel Services		S	146	3,115
Great Prairie Wind LLC	Human Resources Services		S	146	1,557
Great Prairie Wind LLC	Information Technology Services		P	146	2,186
Great Prairie Wind LLC	Information Technology Services		S	146	119,580
Great Prairie Wind LLC	Power Generation Support		P	146	305
Great Prairie Wind LLC	Power Generation Support		S	146	10,680
GridLiance Heartland LLC	Accounting & Finance Support		P	146	2,124
GridLiance Heartland LLC	Accounting & Finance Support		S	146	38,957
GridLiance Heartland LLC	Allocate Consulting Services to Affiliates		S	146	830
GridLiance Heartland LLC	Allocate Telecommunication Costs		P	921	62
GridLiance Heartland LLC	Allocate Telecommunication Costs		S	146	190
GridLiance Heartland LLC	Financial Planning & Analysis Services		P	146	736
GridLiance Heartland LLC	Financial Planning & Analysis Services		S	146	7,290
GridLiance Heartland LLC	Power Delivery Support		P	146	17,081
GridLiance Heartland LLC	Power Delivery Support		S	146	200,895
GridLiance High Plains LLC	Accounting & Finance Support		P	146	11,488
GridLiance High Plains LLC	Accounting & Finance Support		S	146	123,118
GridLiance High Plains LLC	Allocate Consulting Services to Affiliates		S	146	1,220
GridLiance High Plains LLC	Financial Planning & Analysis Services		P	146	838
GridLiance High Plains LLC	Financial Planning & Analysis Services		S	146	8,312
GridLiance High Plains LLC	Power Delivery Capital Support		P	146	9
GridLiance High Plains LLC	Power Delivery Capital Support		S	146	88
GridLiance High Plains LLC	Power Delivery Support		P	146	9
GridLiance High Plains LLC	Power Delivery Support		S	146	3,356
GridLiance Management LLC	Accounting & Finance Support		P	146	10,057
GridLiance Management LLC	Accounting & Finance Support		S	146	74,606
GridLiance Management LLC	Allocate Telecommunication Costs		P	921	35
GridLiance Management LLC	Allocate Telecommunication Costs		S	146	1,364
GridLiance Management LLC	Charge for Affiliate Share of Insurance Premium		S	146	128,416
GridLiance Management LLC	Corporate Service Charge to Affiliate		S	146	787,605

ANALYSIS OF DIVERSIFICATION ACTIVITY
Summary of Affiliated Transfers and Cost Allocations

FLORIDA POWER & LIGHT COMPANY
For the Year Ended December 31, 2022

Name of Affiliate (a)	Type of Service and/or Name of Product (b)	Relevant Contract or Agreement and Effective Date (c)	Total Charge for Year		
			"P" or "S" (d)	Account Number (e)	Dollar Amount (f)
GridLiance Management LLC	Financial Planning & Analysis Services		P	146	712
GridLiance Management LLC	Financial Planning & Analysis Services		S	146	7,046
GridLiance Management LLC	General Counsel Services		S	146	18
GridLiance Management LLC	Human Resources Services		S	146	1,003
GridLiance Management LLC	Information Technology Services		S	146	8,205
GridLiance West LLC	Accounting & Finance Support		P	146	2,466
GridLiance West LLC	Accounting & Finance Support		S	146	42,615
GridLiance West LLC	Allocate Consulting Services to Affiliates		S	146	1,320
GridLiance West LLC	Financial Planning & Analysis Services		P	146	1,364
GridLiance West LLC	Financial Planning & Analysis Services		S	146	13,456
GridLiance West LLC	Power Delivery Support		P	146	24
GridLiance West LLC	Power Delivery Support		S	146	3,635
Hancock County Wind LLC	Allocate Telecommunication Costs		S	146	12
Hancock County Wind LLC	Power Delivery Capital Support		S	146	67,786
Hancock County Wind LLC	Power Delivery Support		S	146	3,417
Hancock County Wind LLC	Power Generation Support		S	146	14,127
Hancock County Wind LLC	Sale of Asset/Inventory		S	146	47,967
Harmony Florida Solar LLC	Allocate Telecommunication Costs		S	146	1,289
Harmony Florida Solar LLC	Power Generation Support		P	146	1,052
Harmony Florida Solar LLC	Power Generation Support		S	146	20,311
Hatch Solar Energy Center I LLC	Allocate Telecommunication Costs		S	146	492
Hatch Solar Energy Center I LLC	Power Delivery Support		S	146	1,256
Hawkeye Power Partners LLC	Allocate Telecommunication Costs		S	146	315
Hawkeye Power Partners LLC	Power Delivery Support		S	146	1,219
Heartland Divide Wind II LLC	Allocate Telecommunication Costs		S	146	2,275
Heartland Divide Wind II LLC	Environmental Services		P	146	90
Heartland Divide Wind II LLC	Environmental Services		S	146	899
Heartland Divide Wind II LLC	Information Technology Capital Support		S	146	7,438
Heartland Divide Wind II LLC	Information Technology Services		P	146	490
Heartland Divide Wind II LLC	Information Technology Services		S	146	4,892
Heartland Divide Wind II LLC	Power Generation Support		P	146	9,576
Heartland Divide Wind II LLC	Power Generation Support		S	146	115,639
Heartland Divide Wind Project LLC	Allocate Telecommunication Costs		S	146	12
Heartland Divide Wind Project LLC	Power Generation Support		S	146	4,099
High Lonesome Mesa LLC	Power Delivery Support		S	146	358
High Lonesome Mesa LLC	Power Generation Support		S	146	239
High Lonesome Mesa Wind LLC	Allocate Telecommunication Costs		P	146	9
High Lonesome Mesa Wind LLC	Allocate Telecommunication Costs		S	146	59
High Lonesome Mesa Wind LLC	Power Generation Support		S	146	19,673
High Majestic Wind Energy LLC	Human Resources Services		S	146	375
High Majestic Wind Energy LLC	Power Delivery Support		S	146	1,206

ANALYSIS OF DIVERSIFICATION ACTIVITY
Summary of Affiliated Transfers and Cost Allocations

FLORIDA POWER & LIGHT COMPANY
For the Year Ended December 31, 2022

Name of Affiliate (a)	Type of Service and/or Name of Product (b)	Relevant Contract or Agreement and Effective Date (c)	Total Charge for Year		
			"P" or "S" (d)	Account Number (e)	Dollar Amount (f)
High Majestic Wind I LLC	Allocate Telecommunication Costs		S	146	2,205
High Majestic Wind II LLC	Power Delivery Support		S	146	1,206
High River Energy Center LLC	Engineering & Construction Support		P	146	2,145
High River Energy Center LLC	Engineering & Construction Support		S	146	23,140
High River Energy Center LLC	Environmental Services		P	146	38
High River Energy Center LLC	Environmental Services		S	146	386
High River Energy Center LLC	Information Technology Services		S	146	33,478
High River Energy Center LLC	Integrated Supply Chain Services		P	146	5,727
High River Energy Center LLC	Integrated Supply Chain Services		S	146	13,108
High Winds LLC	Allocate Telecommunication Costs		P	921	39
High Winds LLC	Allocate Telecommunication Costs		S	146	6,025
High Winds LLC	Power Delivery Support		S	146	1,206
High Winds LLC	Power Generation Support		P	146	67
High Winds LLC	Power Generation Support		S	146	1,098
Horizon West Transmission LLC	Accounting & Finance Support		P	146	3,789
Horizon West Transmission LLC	Accounting & Finance Support		S	146	37,386
Horizon West Transmission LLC	Allocate Consulting Services to Affiliates		S	146	4,960
Horizon West Transmission LLC	Allocate Telecommunication Costs		S	146	14
Horizon West Transmission LLC	Charge for Affiliate Share of Insurance Premium		P	146	10
Horizon West Transmission LLC	Charge for Affiliate Share of Insurance Premium		S	146	4
Horizon West Transmission LLC	Corporate Service Charge to Affiliate		S	146	64,495
Horizon West Transmission LLC	Corporate Tax Support		P	146	3,429
Horizon West Transmission LLC	Corporate Tax Support		S	146	33,859
Horizon West Transmission LLC	General Counsel Services		P	146	329
Horizon West Transmission LLC	General Counsel Services		S	146	23,680
Horizon West Transmission LLC	Information Technology Services		S	146	879
Horizon West Transmission LLC	Power Delivery Support		P	146	85
Horizon West Transmission LLC	Power Delivery Support		S	146	150,743
Horse Hollow Generation Tie LLC	Allocate Telecommunication Costs		S	146	4
Horse Hollow Generation Tie LLC	Power Delivery Support		S	146	2,314
Horse Hollow Wind I LLC	Allocate Telecommunication Costs		S	146	6,515
Horse Hollow Wind I LLC	Power Delivery Support		S	146	1,219
Horse Hollow Wind I LLC	Power Generation Support		P	146	457
Horse Hollow Wind I LLC	Power Generation Support		S	146	6,686
Horse Hollow Wind II LLC	Allocate Telecommunication Costs		S	146	3,712
Horse Hollow Wind II LLC	Power Delivery Support		S	146	1,219
Horse Hollow Wind II LLC	Power Generation Support		S	146	220
Horse Hollow Wind III LLC	Allocate Telecommunication Costs		S	146	1,163
Horse Hollow Wind III LLC	Power Delivery Support		S	146	1,219
Horse Hollow Wind III LLC	Power Generation Support		S	146	887
Horse Hollow Wind IV LLC	Power Delivery Support		S	146	1,219

ANALYSIS OF DIVERSIFICATION ACTIVITY
Summary of Affiliated Transfers and Cost Allocations

FLORIDA POWER & LIGHT COMPANY
For the Year Ended December 31, 2022

Name of Affiliate (a)	Type of Service and/or Name of Product (b)	Relevant Contract or Agreement and Effective Date (c)	Total Charge for Year		
			"P" or "S" (d)	Account Number (e)	Dollar Amount (f)
Horse Hollow Wind IV LLC	Power Generation Support		S	146	574
Hubbard Wind LLC	Allocate Telecommunication Costs		S	146	3,881
Hubbard Wind LLC	Power Generation Support		P	146	260
Hubbard Wind LLC	Power Generation Support		S	146	18,128
Indian Mesa Wind Farm LLC	Power Delivery Support		S	146	806
Indian Mesa Wind Farm LLC	Power Generation Support		S	146	5,312
Indian Mesa Wind LLC	Allocate Telecommunication Costs		S	146	795
Indian Mesa Wind LLC	Power Delivery Support		S	146	400
Indiantown Cogeneration LP	Plant Dismantlement Support		P	146	29,793
Indiantown Cogeneration LP	Plant Dismantlement Support		S	146	731,536
Inertia Wind Project LLC	Allocate Telecommunication Costs		P	921	4
Inertia Wind Project LLC	Allocate Telecommunication Costs		S	146	2,805
Inertia Wind Project LLC	Information Technology Services		S	146	39,881
Inertia Wind Project LLC	Power Generation Support		S	146	1,774
Inventus Holdings LLC	General Counsel Services		S	146	3,117
Irish Creek Wind LLC	Allocate Telecommunication Costs		S	146	886
Irish Creek Wind LLC	Engineering & Construction Support		P	146	1,442
Irish Creek Wind LLC	Engineering & Construction Support		S	146	18,764
Irish Creek Wind LLC	Power Generation Support		P	146	366
Irish Creek Wind LLC	Power Generation Support		S	146	9,222
Javelina Wind Energy II LLC	Allocate Telecommunication Costs		S	146	12
Javelina Wind Energy II LLC	Power Delivery Support		S	146	1,206
Javelina Wind Energy II LLC	Power Generation Support		P	146	1,198
Javelina Wind Energy II LLC	Power Generation Support		S	146	11,765
Javelina Wind Energy LLC	Allocate Telecommunication Costs		P	921	22
Javelina Wind Energy LLC	Allocate Telecommunication Costs		S	146	285
Javelina Wind Energy LLC	Corporate Security Support		S	146	20
Javelina Wind Energy LLC	Power Delivery Support		S	146	1,206
Javelina Wind Energy LLC	Power Generation Support		P	146	8,262
Javelina Wind Energy LLC	Power Generation Support		S	146	145,543
Jordan Creek Wind Farm LLC	Allocate Telecommunication Costs		S	146	844
Jordan Creek Wind Farm LLC	Information Technology Capital Support		S	146	1,966
Jordan Creek Wind Farm LLC	Power Generation Support		S	146	7,333
Jupiter-Tequesta A/C, Plumbing & Electric LLC	Allocate Telecommunication Costs		P	921	12
Jupiter-Tequesta A/C, Plumbing & Electric LLC	Allocate Telecommunication Costs		S	146	34,220
Jupiter-Tequesta A/C, Plumbing & Electric LLC	Federal Taxes Due from Affiliate		S	146	22,663
Jupiter-Tequesta A/C, Plumbing & Electric LLC	Human Resources Services		S	146	1,701
Jupiter-Tequesta A/C, Plumbing & Electric LLC	Human Resources Services		S	241	82
Jupiter-Tequesta A/C, Plumbing & Electric LLC	Sales Program Support		P	146	771
Jupiter-Tequesta A/C, Plumbing & Electric LLC	Sales Program Support		S	146	469,279

ANALYSIS OF DIVERSIFICATION ACTIVITY
Summary of Affiliated Transfers and Cost Allocations

FLORIDA POWER & LIGHT COMPANY
For the Year Ended December 31, 2022

Name of Affiliate (a)	Type of Service and/or Name of Product (b)	Relevant Contract or Agreement and Effective Date (c)	Total Charge for Year		
			"P" or "S" (d)	Account Number (e)	Dollar Amount (f)
King Mountain Upton Wind LLC	Allocate Telecommunication Costs		S	146	59
King Mountain Upton Wind LLC	Information Technology Services		P	146	374
King Mountain Upton Wind LLC	Information Technology Services		S	146	20,348
King Mountain Upton Wind LLC	Power Delivery Support		S	146	400
King Mountain Upton Wind LLC	Power Generation Support		S	146	1,418
Kingman Wind Energy I LLC	Allocate Telecommunication Costs		S	146	342
Kingman Wind Energy I LLC	Power Delivery Support		S	146	1,219
Kingman Wind Energy I LLC	Power Generation Support		S	146	5,138
Kingman Wind Energy II LLC	Power Delivery Support		S	146	1,219
Kingman Wind Energy II LLC	Power Generation Support		S	146	277
Kossuth County Wind LLC	Information Technology Services		S	146	34,453
KPB Financial Corporation	State Taxes Due from Affiliate		S	236	85,584
Lacy Creek Wind LLC	Allocate Telecommunication Costs		S	146	729
Lacy Creek Wind LLC	Power Generation Support		S	146	277
Lake Benton Power Partners LLC	Power Delivery Support		S	146	443
Langdon Renewables LLC	Allocate Telecommunication Costs		S	146	2,896
Langdon Renewables LLC	Power Generation Support		S	146	2,652
Langdon Wind LLC	Power Delivery Support		S	146	47
Langdon Wind LLC	Power Generation Support		S	146	306
LI Solar Generation LLC	Allocate Telecommunication Costs		S	146	508
LI Solar Generation LLC	Power Generation Support		S	146	909
Limon Wind II LLC	Power Delivery Support		S	146	1,206
Limon Wind II LLC	Power Generation Support		S	146	2,692
Limon Wind III LLC	Allocate Telecommunication Costs		S	146	8
Limon Wind III LLC	Power Delivery Support		S	146	1,206
Limon Wind III LLC	Power Generation Support		S	146	2,982
Limon Wind LLC	Allocate Telecommunication Costs		P	921	199
Limon Wind LLC	Allocate Telecommunication Costs		S	146	1,582
Limon Wind LLC	Human Resources Services		S	146	375
Limon Wind LLC	Information Technology Services		S	146	1,966
Limon Wind LLC	Power Delivery Support		S	146	1,206
Limon Wind LLC	Power Generation Support		S	146	6,918
Little Blue Wind Project LLC	Allocate Telecommunication Costs		S	146	1,592
Little Blue Wind Project LLC	Environmental Services		P	146	67
Little Blue Wind Project LLC	Environmental Services		S	146	674
Little Blue Wind Project LLC	Information Technology Services		P	146	13,970
Little Blue Wind Project LLC	Information Technology Services		S	146	15,798
Little Blue Wind Project LLC	Power Generation Support		P	146	306
Little Blue Wind Project LLC	Power Generation Support		S	146	3,678
Live Oak Solar LLC	Allocate Telecommunication Costs		S	146	266

ANALYSIS OF DIVERSIFICATION ACTIVITY
Summary of Affiliated Transfers and Cost Allocations

FLORIDA POWER & LIGHT COMPANY
For the Year Ended December 31, 2022

Name of Affiliate (a)	Type of Service and/or Name of Product (b)	Relevant Contract or Agreement and Effective Date (c)	Total Charge for Year		
			"P" or "S" (d)	Account Number (e)	Dollar Amount (f)
Live Oak Solar LLC	Power Generation Support		P	146	12
Live Oak Solar LLC	Power Generation Support		S	146	24,525
Logan Wind Energy LLC	Allocate Telecommunication Costs		S	146	3
Logan Wind Energy LLC	Power Delivery Support		S	146	1,206
Logan Wind Energy LLC	Power Generation Support		S	146	21,724
Lone Star Transmission LLC	Accounting & Finance Support		P	146	8,784
Lone Star Transmission LLC	Accounting & Finance Support		S	146	30,810
Lone Star Transmission LLC	Allocate Consulting Services to Affiliates		S	146	45,740
Lone Star Transmission LLC	Allocate Telecommunication Costs		S	146	10,482
Lone Star Transmission LLC	Charge for Affiliate Share of Insurance Premium		P	146	4,972
Lone Star Transmission LLC	Charge for Affiliate Share of Insurance Premium		S	146	3,667
Lone Star Transmission LLC	Corporate Real Estate Services		S	146	57,754
Lone Star Transmission LLC	Corporate Security Support		P	146	33
Lone Star Transmission LLC	Corporate Security Support		S	146	26,237
Lone Star Transmission LLC	Corporate Service Charge to Affiliate		S	146	1,291,706
Lone Star Transmission LLC	Corporate Tax Support		P	146	5,809
Lone Star Transmission LLC	Corporate Tax Support		S	146	57,397
Lone Star Transmission LLC	Engineering & Construction Support		P	146	9,066
Lone Star Transmission LLC	Engineering & Construction Support		S	146	118,830
Lone Star Transmission LLC	Financial Planning & Analysis Services		P	146	82
Lone Star Transmission LLC	Financial Planning & Analysis Services		S	146	480
Lone Star Transmission LLC	General Counsel Services		P	146	10,243
Lone Star Transmission LLC	General Counsel Services		S	146	610,184
Lone Star Transmission LLC	Human Resources Services		P	146	96
Lone Star Transmission LLC	Human Resources Services		S	146	33,893
Lone Star Transmission LLC	Human Resources Services		S	241	103
Lone Star Transmission LLC	Information Technology Services		P	146	4,203
Lone Star Transmission LLC	Information Technology Services		S	146	161,627
Lone Star Transmission LLC	Power Delivery Capital Support		P	146	1,028
Lone Star Transmission LLC	Power Delivery Capital Support		S	146	35,379
Lone Star Transmission LLC	Power Delivery Services Received by FPL		P	101, 107	5,142
Lone Star Transmission LLC	Power Delivery Support		P	146	6,020
Lone Star Transmission LLC	Power Delivery Support		S	146	638,412
Lone Star Transmission LLC	Power Generation Support		P	146	21
Lone Star Transmission LLC	Power Generation Support		S	146	205
Lone Star Transmission LLC	Space & Furniture Billing		S	146	48,533
Lone Star Transmission LLC	Storm Support		P	186	6,067
Lone Star Transmission LLC	Transfer of Employee Incentives		P	242	3,089

ANALYSIS OF DIVERSIFICATION ACTIVITY
Summary of Affiliated Transfers and Cost Allocations

FLORIDA POWER & LIGHT COMPANY
For the Year Ended December 31, 2022

Name of Affiliate (a)	Type of Service and/or Name of Product (b)	Relevant Contract or Agreement and Effective Date (c)	Total Charge for Year		
			"P" or "S" (d)	Account Number (e)	Dollar Amount (f)
Lorenzo Wind LLC	Allocate Telecommunication Costs		S	146	547
Lorenzo Wind LLC	Human Resources Services		S	146	375
Lorenzo Wind LLC	Power Generation Support		S	146	1,581
Mammoth Plains Wind Project LLC	Allocate Telecommunication Costs		S	146	438
Mammoth Plains Wind Project LLC	Power Delivery Support		S	146	1,219
Mammoth Plains Wind Project LLC	Power Generation Support		P	146	1,098
Mammoth Plains Wind Project LLC	Power Generation Support		S	146	10,812
Mantua Creek Solar LLC	Power Generation Support		S	146	15,740
Marshall Solar LLC	Allocate Telecommunication Costs		S	146	531
Marshall Solar LLC	Power Generation Support		S	146	19,379
McCoy Energy Storage LLC	Allocate Telecommunication Costs		P	921	39
McCoy Energy Storage LLC	Allocate Telecommunication Costs		S	146	71
McCoy Energy Storage LLC	Information Technology Services		S	146	17,155
McCoy Solar LLC	Allocate Telecommunication Costs		S	146	3,295
McCoy Solar LLC	Power Delivery Support		S	146	1,148
McCoy Solar LLC	Power Generation Support		P	146	2,379
McCoy Solar LLC	Power Generation Support		S	146	145,448
McCoy Solar LLC	Sale of Asset/Inventory		S	146	99,892
McElroy Green Marketing LLC	Information Technology Services		S	146	8,916
Minco Wind Energy III LLC	Allocate Telecommunication Costs		S	146	445
Minco Wind I LLC	Allocate Telecommunication Costs		S	146	5,111
Minco Wind II LLC	Power Delivery Support		S	146	1,219
Minco Wind III LLC	Power Delivery Support		S	146	1,219
Minco Wind IV LLC	Allocate Telecommunication Costs		S	146	8
Minco Wind IV LLC	Corporate Development Services		S	146	2,151
Minco Wind IV LLC	Power Generation Support		S	146	799
Minco Wind LLC	Power Delivery Support		S	146	1,219
Minuteman Energy Storage LLC	Allocate Telecommunication Costs		S	146	4
Minuteman Energy Storage LLC	Power Generation Support		P	146	2,725
Minuteman Energy Storage LLC	Power Generation Support		S	146	136,400
Mobility Energy Holdings LLC	Corporate Development Services		P	146	261
Mobility Energy Holdings LLC	Corporate Development Services		S	146	102,747
Mobility Energy Holdings LLC	Executive Support		S	146	131
Mobility Energy Holdings LLC	Human Resources Services		S	146	511
Mobility Energy Holdings LLC	Information Technology Services		S	146	13,673
Mobility Energy Holdings LLC	Marketing & Communication Services		S	146	21,030
Mohave County Wind Farm LLC	Allocate Telecommunication Costs		S	146	2,852
Mohave County Wind Farm LLC	Information Technology Services		S	146	2,243
Mohave County Wind Farm LLC	Power Generation Support		S	146	3,936
Montauk Energy Storage Center LLC	Allocate Telecommunication Costs		S	146	2

ANALYSIS OF DIVERSIFICATION ACTIVITY
Summary of Affiliated Transfers and Cost Allocations

FLORIDA POWER & LIGHT COMPANY
For the Year Ended December 31, 2022

Name of Affiliate (a)	Type of Service and/or Name of Product (b)	Relevant Contract or Agreement and Effective Date (c)	Total Charge for Year		
			"P" or "S" (d)	Account Number (e)	Dollar Amount (f)
Montauk Energy Storage Center LLC	Power Generation Support		P	146	229
Montauk Energy Storage Center LLC	Power Generation Support		S	146	26,834
Montauk Energy Storage Center LLC	Reimbursement of Employee Expenses		S	146	2,627
Monument Pipeline LP	Power Generation Support		P	146	79
Monument Pipeline LP	Power Generation Support		S	146	773
Moss Creek Solar LLC	General Counsel Services		P	146	327
Moss Creek Solar LLC	General Counsel Services		S	146	3,191
Moss Creek Solar LLC	Human Resources Services		S	146	1,759
Mount Copper LP	General Counsel Services		P	146	4
Mount Copper LP	General Counsel Services		S	146	40
Mount Copper LP	Information Technology Services		S	146	1,343
Mount Copper LP	Power Generation Support		S	146	598
Mount Miller Wind Energy LLC	Power Generation Support		S	146	1,495
Mountain View Solar LLC	Allocate Telecommunication Costs		S	146	25
Mountain View Solar LLC	Power Generation Support		S	146	598
Mower County Wind LLC	Power Delivery Support		S	146	362
NAPS Wind LLC	Engineering & Construction Support		P	146	36,625
NAPS Wind LLC	Engineering & Construction Support		S	146	443,858
NAPS Wind LLC	Information Technology Services		S	146	1,390
NAPS Wind LLC	Purchase of Asset/Inventory		P	146	124,807
NAPS Wind LLC	Purchase of Asset/Inventory		P	101, 107	28,408
Neptune Energy Center LLC	Allocate Telecommunication Costs		S	146	3,599
Neptune Energy Center LLC	Engineering & Construction Support		P	146	4,175
Neptune Energy Center LLC	Engineering & Construction Support		S	146	80,282
Neptune Energy Center LLC	Information Technology Services		S	146	1,526
Neptune Energy Center LLC	Power Generation Support		S	146	3,516
NET Mexico Pipeline Partners LLC	Information Technology Services		P	146	5,226
NET Mexico Pipeline Partners LLC	Information Technology Services		S	146	53,010
New England Energy Storage LLC	Power Generation Support		P	146	242
New England Energy Storage LLC	Power Generation Support		S	146	2,957
New Hampshire Transmission LLC	Accounting & Finance Support		P	146	4,338
New Hampshire Transmission LLC	Accounting & Finance Support		S	146	42,784
New Hampshire Transmission LLC	Allocate Consulting Services to Affiliates		S	146	5,380
New Hampshire Transmission LLC	Corporate Real Estate Services		S	146	67
New Hampshire Transmission LLC	Corporate Security Support		P	146	139
New Hampshire Transmission LLC	Corporate Security Support		S	146	1,369
New Hampshire Transmission LLC	Corporate Service Charge to Affiliate		S	146	107,755
New Hampshire Transmission LLC	Corporate Tax Support		P	146	4,365
New Hampshire Transmission LLC	Corporate Tax Support		S	146	43,154
New Hampshire Transmission LLC	General Counsel Services		P	146	766

ANALYSIS OF DIVERSIFICATION ACTIVITY
Summary of Affiliated Transfers and Cost Allocations

FLORIDA POWER & LIGHT COMPANY
For the Year Ended December 31, 2022

Name of Affiliate (a)	Type of Service and/or Name of Product (b)	Relevant Contract or Agreement and Effective Date (c)	Total Charge for Year		
			"P" or "S" (d)	Account Number (e)	Dollar Amount (f)
New Hampshire Transmission LLC	General Counsel Services		S	146	26,691
New Hampshire Transmission LLC	Power Delivery Capital Support		S	146	3,671,507
New Hampshire Transmission LLC	Power Delivery Support		P	146	105
New Hampshire Transmission LLC	Power Delivery Support		S	146	10,626
New Mexico Wind LLC	Allocate Telecommunication Costs		S	146	3,835
New Mexico Wind LLC	Power Delivery Support		S	146	1,206
New Mexico Wind LLC	Power Generation Support		S	146	2,128
NextBridge Infrastructure LP	Information Technology Services		S	146	450
NextCity Networks LLC	Reclass Payroll Costs from Affiliate		P	920	3,176
NextCity Networks LLC	Sales Program Support		P	146	7,873
NextCity Networks LLC	Sales Program Support		S	146	124,915
NextEra Analytics Inc	Analytics Services Provided		P	232	74,333
NextEra Analytics Inc	General Counsel Services		P	146	835
NextEra Analytics Inc	General Counsel Services		S	146	50,727
NextEra Analytics Inc	Human Resources Services		P	232	272
NextEra Analytics Inc	Human Resources Services		S	146	24,049
NextEra Analytics Inc	Human Resources Services		S	232	6,846
NextEra Analytics Inc	Human Resources Services		S	241	4
NextEra Analytics Inc	Information Technology Services		P	146	5,843
NextEra Analytics Inc	Information Technology Services		S	146	59,396
NextEra Analytics Inc	Power Delivery Support		P	146	108,275
NextEra Analytics Inc	Power Delivery Support		S	146	769,438
NextEra Analytics Inc	Transfer of Employee Incentives		P	920	5,911
NextEra Canadian Operating Services Inc	General Counsel Services		S	146	162
NextEra Canadian Operating Services Inc	Power Generation Support		S	146	2,547
NextEra Energy Bluff Point LLC	Allocate Telecommunication Costs		S	146	1,169
NextEra Energy Bluff Point LLC	Power Delivery Support		S	146	1,219
NextEra Energy Bluff Point LLC	Power Generation Support		S	146	2,787
NextEra Energy Capital Holdings Inc	Accounting & Finance Support		P	146	64,432
NextEra Energy Capital Holdings Inc	Accounting & Finance Support		S	146	558,488
NextEra Energy Capital Holdings Inc	Charge for Affiliate Share of Insurance Premium		P	146	114,048
NextEra Energy Capital Holdings Inc	Charge for Affiliate Share of Insurance Premium		S	146	445,964
NextEra Energy Capital Holdings Inc	Corporate Development Services		P	146	2,259
NextEra Energy Capital Holdings Inc	Corporate Development Services		S	146	278,311
NextEra Energy Capital Holdings Inc	Corporate Finance Support		S	146	248,157
NextEra Energy Capital Holdings Inc	Corporate Real Estate Services		S	146	369,194
NextEra Energy Capital Holdings Inc	Corporate Security Support		P	146	187
NextEra Energy Capital Holdings Inc	Corporate Security Support		S	146	1,850
NextEra Energy Capital Holdings Inc	Corporate Service Charge to Affiliate		S	146	1,338,971
NextEra Energy Capital Holdings Inc	Corporate Systems Usage Billing		S	146	183

ANALYSIS OF DIVERSIFICATION ACTIVITY
Summary of Affiliated Transfers and Cost Allocations

FLORIDA POWER & LIGHT COMPANY
For the Year Ended December 31, 2022

Name of Affiliate (a)	Type of Service and/or Name of Product (b)	Relevant Contract or Agreement and Effective Date (c)	Total Charge for Year		
			"P" or "S" (d)	Account Number (e)	Dollar Amount (f)
NextEra Energy Capital Holdings Inc	Financial Planning & Analysis Services		S	146	377
NextEra Energy Capital Holdings Inc	General Counsel Services		P	146	17
NextEra Energy Capital Holdings Inc	General Counsel Services		S	146	7,598
NextEra Energy Capital Holdings Inc	Human Resources Services		P	146	22,679
NextEra Energy Capital Holdings Inc	Human Resources Services		S	146	3,035,386
NextEra Energy Capital Holdings Inc	Marketing & Communication Services		S	146	46,944
NextEra Energy Capital Holdings Inc	Regulatory Affairs Support		S	146	307,449
NextEra Energy Capital Holdings Inc	Reimburse Affiliate for Financing Fees		P	181	144,960
NextEra Energy Capital Holdings Inc	Reimburse Affiliate for Legal Costs		P	923	227,320
NextEra Energy Capital Holdings Inc	Reimburse Affiliate for Recruiting Costs		P	923	43,000
NextEra Energy Capital Holdings Inc	Reimbursement from Affiliate for Legal Costs		S	146	441,656
NextEra Energy Capital Holdings Inc	Space & Furniture Billing		S	146	428,547
NextEra Energy Capital Holdings Inc	State Taxes Due from Affiliate		S	236	932
NextEra Energy Capital Holdings Inc	Workplace Charging Program		S	146	25,615
NextEra Energy Constructors LLC	Allocate Telecommunication Costs		S	146	12,842
NextEra Energy Constructors LLC	Corporate Real Estate Services		S	146	5,000
NextEra Energy Constructors LLC	Corporate Security Support		P	146	468
NextEra Energy Constructors LLC	Corporate Security Support		S	146	4,625
NextEra Energy Constructors LLC	Engineering & Construction Support		P	146	40,224
NextEra Energy Constructors LLC	Engineering & Construction Support		S	146	872,328
NextEra Energy Constructors LLC	Environmental Services		P	146	4,919
NextEra Energy Constructors LLC	Environmental Services		S	146	44,458
NextEra Energy Constructors LLC	General Counsel Services		P	146	17,487
NextEra Energy Constructors LLC	General Counsel Services		S	146	71,267
NextEra Energy Constructors LLC	Human Resources Services		P	146	8,442
NextEra Energy Constructors LLC	Human Resources Services		S	146	85,643
NextEra Energy Constructors LLC	Information Technology Capital Support		S	146	388
NextEra Energy Constructors LLC	Information Technology Services		P	146	25,720
NextEra Energy Constructors LLC	Information Technology Services		S	146	879,950
NextEra Energy Constructors LLC	Integrated Supply Chain Capital Support		P	146	114,663
NextEra Energy Constructors LLC	Integrated Supply Chain Capital Support		S	146	2,428,468
NextEra Energy Constructors LLC	Integrated Supply Chain Services		P	146	3,004
NextEra Energy Constructors LLC	Integrated Supply Chain Services		S	146	57,828
NextEra Energy Constructors LLC	Marketing & Communication Services		P	146	187
NextEra Energy Constructors LLC	Marketing & Communication Services		S	146	7,384
NextEra Energy Constructors LLC	Power Generation Support		S	146	288
NextEra Energy Constructors LLC	Purchase of Asset/Inventory		P	101, 107	131,190
NextEra Energy Constructors LLC	Reimburse Affiliate for Legal Costs		P	923	782
NextEra Energy Duane Arnold LLC	Allocate Telecommunication Costs		S	146	431
NextEra Energy Duane Arnold LLC	Charge for Affiliate Share of Insurance Premium		P	146	10,127

ANALYSIS OF DIVERSIFICATION ACTIVITY
Summary of Affiliated Transfers and Cost Allocations

FLORIDA POWER & LIGHT COMPANY
For the Year Ended December 31, 2022

Name of Affiliate (a)	Type of Service and/or Name of Product (b)	Relevant Contract or Agreement and Effective Date (c)	Total Charge for Year		
			"P" or "S" (d)	Account Number (e)	Dollar Amount (f)
NextEra Energy Duane Arnold LLC	Charge for Affiliate Share of Insurance Premium		S	146	116,452
NextEra Energy Duane Arnold LLC	Corporate Finance Support		P	146	13,003
NextEra Energy Duane Arnold LLC	Corporate Finance Support		S	146	133,970
NextEra Energy Duane Arnold LLC	Financial Operations Services		P	146	819
NextEra Energy Duane Arnold LLC	Financial Operations Services		S	146	7,260
NextEra Energy Duane Arnold LLC	General Counsel Services		P	146	188
NextEra Energy Duane Arnold LLC	General Counsel Services		S	146	1,839
NextEra Energy Duane Arnold LLC	Human Resources Services		P	146	9,480
NextEra Energy Duane Arnold LLC	Human Resources Services		S	146	102,338
NextEra Energy Duane Arnold LLC	Information Technology Services		P	146	5,290
NextEra Energy Duane Arnold LLC	Information Technology Services		S	146	52,291
NextEra Energy Duane Arnold LLC	Integrated Supply Chain Services		P	146	1,887
NextEra Energy Duane Arnold LLC	Integrated Supply Chain Services		S	146	17,846
NextEra Energy Duane Arnold LLC	Marketing & Communication Services		P	146	15,157
NextEra Energy Duane Arnold LLC	Marketing & Communication Services		S	146	149,823
NextEra Energy Duane Arnold LLC	Nuclear Capital Support		P	101, 107	38,994
NextEra Energy Duane Arnold LLC	Nuclear Operations Support		P	146	3,258
NextEra Energy Duane Arnold LLC	Nuclear Operations Support		S	146	64,434
NextEra Energy Duane Arnold LLC	Nuclear Services Received by FPL		P	517	359,377
NextEra Energy Duane Arnold LLC	Nuclear Services Received by FPL		P	524	49,189
NextEra Energy Duane Arnold LLC	Purchase of Asset/Inventory		P	101, 107	389
NextEra Energy Duane Arnold LLC	Sale of Asset/Inventory		S	146	1,643
NextEra Energy Equipment Leasing LLC	Corporate Tax Support		P	146	923
NextEra Energy Equipment Leasing LLC	Corporate Tax Support		S	146	1,371
NextEra Energy Inc	401K Match Activity Reimbursed by Affiliate		S	146	18,548
NextEra Energy Inc	Assignment of Solar Panel Master Agreement		P	186	175,828
NextEra Energy Inc	Aviation Services Received by FPL		P	921	220,003
NextEra Energy Inc	Bank Fee Adjustment		P	146	25,951
NextEra Energy Inc	Bank Fee Adjustment		S	146	13,476
NextEra Energy Inc	Charge for Affiliate Share of Insurance Premium		P	165	2,197
NextEra Energy Inc	Compensation, Deferred Comp, Incentives, Stock Awards, RSA Amortization, Pension & Other Employee Benefits Plans		P	146	89,610
NextEra Energy Inc	Compensation, Deferred Comp, Incentives, Stock Awards, RSA Amortization, Pension & Other Employee Benefits Plans		P	234	258,463
NextEra Energy Inc	Compensation, Deferred Comp, Incentives, Stock Awards, RSA Amortization, Pension & Other Employee Benefits Plans		P	426.4	1,918,238
NextEra Energy Inc	Compensation, Deferred Comp, Incentives, Stock Awards, RSA Amortization, Pension & Other Employee Benefits Plans		P	920	36,187,529
NextEra Energy Inc	Compensation, Deferred Comp, Incentives, Stock Awards, RSA Amortization, Pension & Other Employee Benefits Plans		P	921	295,334
NextEra Energy Inc	Compensation, Deferred Comp, Incentives, Stock Awards, RSA Amortization, Pension & Other Employee Benefits Plans		P	923	202,643
NextEra Energy Inc	Compensation, Deferred Comp, Incentives, Stock Awards, RSA Amortization, Pension & Other Employee Benefits Plans		P	926	10,185
NextEra Energy Inc	Compensation, Deferred Comp, Incentives, Stock Awards, RSA Amortization, Pension & Other Employee Benefits Plans		P	930.2	299,729
NextEra Energy Inc	Compensation, Deferred Comp, Incentives, Stock Awards, RSA Amortization, Pension & Other Employee Benefits Plans		P	935	47
NextEra Energy Inc	Compensation, Deferred Comp, Incentives, Stock Awards, RSA Amortization, Pension & Other Employee Benefits Plans		P	101, 107	1,094,975

ANALYSIS OF DIVERSIFICATION ACTIVITY
Summary of Affiliated Transfers and Cost Allocations

FLORIDA POWER & LIGHT COMPANY
For the Year Ended December 31, 2022

Name of Affiliate (a)	Type of Service and/or Name of Product (b)	Relevant Contract or Agreement and Effective Date (c)	Total Charge for Year		
			"P" or "S" (d)	Account Number (e)	Dollar Amount (f)
NextEra Energy Inc	Compensation, Deferred Comp, Incentives, Stock Awards, RSA Amortization, Pension & Other Employee Benefits Plans		P	Various	3,220,000
NextEra Energy Inc	Compensation, Deferred Comp, Incentives, Stock Awards, RSA Amortization, Pension & Other Employee Benefits Plans		S	146	2,749,518
NextEra Energy Inc	Compensation, Deferred Comp, Incentives, Stock Awards, RSA Amortization, Pension & Other Employee Benefits Plans		S	234	15,325
NextEra Energy Inc	Compensation, Deferred Comp, Incentives, Stock Awards, RSA Amortization, Pension & Other Employee Benefits Plans		S	426.4	179,800
NextEra Energy Inc	Compensation, Deferred Comp, Incentives, Stock Awards, RSA Amortization, Pension & Other Employee Benefits Plans		S	920	1,663,525
NextEra Energy Inc	Compensation, Deferred Comp, Incentives, Stock Awards, RSA Amortization, Pension & Other Employee Benefits Plans		S	101, 107	80,908
NextEra Energy Inc	Compensation, Deferred Comp, Incentives, Stock Awards, RSA Amortization, Pension & Other Employee Benefits Plans		S	Various	1,783,200
NextEra Energy Inc	Corporate Accounting Services Received by FPL		P	921	1,439
NextEra Energy Inc	Corporate Finance Services Received by FPL		P	921	23,531
NextEra Energy Inc	Corporate Finance Services Received by FPL		P	923	689
NextEra Energy Inc	Corporate Finance Services Received by FPL		P	926	115
NextEra Energy Inc	Corporate Real Estate Services		P	146	4,727
NextEra Energy Inc	Corporate Real Estate Services		S	146	76,230
NextEra Energy Inc	Corporate Security Services Received by FPL		P	921	4,756
NextEra Energy Inc	Corporate Security Services Received by FPL		P	923	8,243
NextEra Energy Inc	Corporate Security Services Received by FPL		P	930.2	3,209
NextEra Energy Inc	Corporate Security Support		P	146	192
NextEra Energy Inc	Corporate Security Support		S	146	199,499
NextEra Energy Inc	Corporate Systems Usage Billing		S	146	1,572
NextEra Energy Inc	Corporate Tax Services Received by FPL		P	923	482,778
NextEra Energy Inc	Engineering & Construction Services Received by FPL		P	549	9,708
NextEra Energy Inc	Federal Government Affairs Services Received by FPL		P	426.4	73,266
NextEra Energy Inc	Federal Taxes Due from Affiliate		P	165	68,234
NextEra Energy Inc	Federal Taxes Due to Affiliate		P	123	119,778
NextEra Energy Inc	General Counsel Services Received by FPL		P	921	4,329
NextEra Energy Inc	General Counsel Services Received by FPL		P	923	3,165
NextEra Energy Inc	General Counsel Services Received by FPL		P	930.2	58,673
NextEra Energy Inc	Human Resources Services		P	Various	465
NextEra Energy Inc	Human Resources Services		S	146	632,489
NextEra Energy Inc	Human Resources Services		S	232	8,154
NextEra Energy Inc	Human Resources Services		S	241	186
NextEra Energy Inc	Information Technology Services Received by FPL		P	921	2,961
NextEra Energy Inc	Internal Auditing Services Received by FPL		P	921	4,013
NextEra Energy Inc	Legal Support Received by FPL		P	186	4,113
NextEra Energy Inc	Marketing & Comm - National Ad Campaign		P	146	27,433
NextEra Energy Inc	Marketing & Comm - National Ad Campaign		S	146	1,302,206
NextEra Energy Inc	Refund of Employee Benefits Overpayment		S	146	33,068
NextEra Energy Inc	Reimburse Affiliate for Legal Costs		P	923	179,100
NextEra Energy Inc	Reimbursement of Employee Expenses		P	923	864
NextEra Energy Inc	Reimbursement of Employee Expenses		P	Various	1,435

ANALYSIS OF DIVERSIFICATION ACTIVITY
Summary of Affiliated Transfers and Cost Allocations

FLORIDA POWER & LIGHT COMPANY
For the Year Ended December 31, 2022

Name of Affiliate (a)	Type of Service and/or Name of Product (b)	Relevant Contract or Agreement and Effective Date (c)	Total Charge for Year		
			"P" or "S" (d)	Account Number (e)	Dollar Amount (f)
NextEra Energy Inc	Reimbursement of Employee Expenses		S	146	28,335
NextEra Energy Inc	Sales Program Support		P	916	939
NextEra Energy Inc	State Taxes Due from Affiliate		S	123	628,431
NextEra Energy Inc	State Taxes Due from Affiliate		S	236	1,476,648
NextEra Energy Inc	State Taxes Due to Affiliate		P	123	117,062
NextEra Energy Inc	State Taxes Due to Affiliate		P	236	299,516
NextEra Energy Inc	Storm Support		P	186	181,665
NextEra Energy Inc	Transfer of Employee Incentives		P	408	263,963
NextEra Energy Marketing LLC	Accounting & Finance Support		S	146	4,015
NextEra Energy Marketing LLC	Allocate Telecommunication Costs		S	146	422
NextEra Energy Marketing LLC	Compensation, Deferred Comp, Incentives, Stock Awards, RSA Amortization, Pension & Other Employee Benefits Plans		S	146	15,000
NextEra Energy Marketing LLC	Corporate Development Services		P	146	8,351
NextEra Energy Marketing LLC	Corporate Development Services		S	146	120,465
NextEra Energy Marketing LLC	Corporate Finance Services Received by FPL		P	921	240
NextEra Energy Marketing LLC	Corporate Real Estate Services		P	146	83
NextEra Energy Marketing LLC	Corporate Real Estate Services		S	146	39,446
NextEra Energy Marketing LLC	Corporate Security Support		P	146	178
NextEra Energy Marketing LLC	Corporate Security Support		S	146	1,859
NextEra Energy Marketing LLC	Energy Marketing & Trading Services Received by FPL		P	408	13,312
NextEra Energy Marketing LLC	Energy Marketing & Trading Services Received by FPL		P	501	9,494
NextEra Energy Marketing LLC	Energy Marketing & Trading Services Received by FPL		P	547	461,963
NextEra Energy Marketing LLC	Energy Marketing & Trading Services Received by FPL		P	557	28,151
NextEra Energy Marketing LLC	Energy Marketing & Trading Services Received by FPL		P	921	3,242
NextEra Energy Marketing LLC	Energy Marketing & Trading Services Received by FPL		P	923	232,462
NextEra Energy Marketing LLC	Energy Marketing & Trading Services Received by FPL		P	926	128
NextEra Energy Marketing LLC	Energy Marketing & Trading Services Received by FPL		P	930.2	917
NextEra Energy Marketing LLC	Energy Marketing & Trading Services Received by FPL		P	931	54
NextEra Energy Marketing LLC	Energy Marketing & Trading Services		P	146	13,646
NextEra Energy Marketing LLC	Energy Marketing & Trading Services		S	146	856,497
NextEra Energy Marketing LLC	General Counsel Services		P	146	8,381
NextEra Energy Marketing LLC	General Counsel Services		S	146	119,512
NextEra Energy Marketing LLC	Human Resources Services		P	146	60,912
NextEra Energy Marketing LLC	Human Resources Services		P	232	70
NextEra Energy Marketing LLC	Human Resources Services		S	146	503,013
NextEra Energy Marketing LLC	Human Resources Services		S	232	50,693
NextEra Energy Marketing LLC	Human Resources Services		S	241	1,587
NextEra Energy Marketing LLC	Information Technology Capital Support		P	146	20,932
NextEra Energy Marketing LLC	Information Technology Capital Support		S	146	346,382
NextEra Energy Marketing LLC	Information Technology Services		P	146	144,305
NextEra Energy Marketing LLC	Information Technology Services		S	146	3,144,609

ANALYSIS OF DIVERSIFICATION ACTIVITY
Summary of Affiliated Transfers and Cost Allocations

FLORIDA POWER & LIGHT COMPANY
For the Year Ended December 31, 2022

Name of Affiliate (a)	Type of Service and/or Name of Product (b)	Relevant Contract or Agreement and Effective Date (c)	Total Charge for Year		
			"P" or "S" (d)	Account Number (e)	Dollar Amount (f)
NextEra Energy Marketing LLC	Power Delivery Support		S	146	2,075
NextEra Energy Montezuma II Wind LLC	Allocate Telecommunication Costs		S	146	8
NextEra Energy Montezuma II Wind LLC	Corporate Security Support		P	146	29
NextEra Energy Montezuma II Wind LLC	Corporate Security Support		S	146	291
NextEra Energy Montezuma II Wind LLC	Power Delivery Support		S	146	1,206
NextEra Energy Montezuma II Wind LLC	Power Generation Support		S	146	1,044
NextEra Energy Operating Partners LP-US	Accounting & Finance Support		S	146	1,425
NextEra Energy Operating Partners LP-US	Allocate Telecommunication Costs		S	146	6,512
NextEra Energy Operating Partners LP-US	Corporate Development Services		P	146	39,444
NextEra Energy Operating Partners LP-US	Corporate Development Services		S	146	121,002
NextEra Energy Operating Partners LP-US	Corporate Finance Support		P	146	247
NextEra Energy Operating Partners LP-US	Corporate Finance Support		S	146	6,151
NextEra Energy Operating Partners LP-US	General Counsel Services		P	146	279
NextEra Energy Operating Partners LP-US	General Counsel Services		S	146	2,368
NextEra Energy Operating Partners LP-US	Information Technology Services		P	146	285
NextEra Energy Operating Partners LP-US	Information Technology Services		S	146	2,780
NextEra Energy Operating Partners LP-US	Marketing & Communication Services		S	146	23,924
NextEra Energy Operating Services FBO Backbone	Allocate Telecommunication Costs		S	146	8
NextEra Energy Operating Services FBO Backbone	General Counsel Services		P	146	195
NextEra Energy Operating Services FBO Backbone	General Counsel Services		S	146	1,902
NextEra Energy Operating Services FBO Backbone	Power Delivery Support		S	146	1,219
NextEra Energy Operating Services FBO Backbone	Power Generation Support		S	146	6,369
NextEra Energy Operating Services FBO Cabazon	Allocate Telecommunication Costs		S	146	246
NextEra Energy Operating Services FBO Cabazon	Power Delivery Support		S	146	1,219
NextEra Energy Operating Services FBO Conestogo Wind L	Power Generation Support		S	146	382
NextEra Energy Operating Services FBO Diablo	Allocate Telecommunication Costs		S	146	4
NextEra Energy Operating Services FBO Diablo	Power Delivery Support		S	146	1,219
NextEra Energy Operating Services FBO Meyersdale	Allocate Telecommunication Costs		S	146	1,409
NextEra Energy Operating Services FBO Meyersdale	Power Delivery Support		S	146	1,219
NextEra Energy Operating Services FBO Mill Run	Allocate Telecommunication Costs		S	146	4
NextEra Energy Operating Services FBO Mill Run	Power Delivery Support		S	146	1,219
NextEra Energy Operating Services FBO Somerset	Allocate Telecommunication Costs		S	146	4
NextEra Energy Operating Services FBO Somerset	Power Delivery Support		S	146	1,219
NextEra Energy Operating Services FBO Summerhaven Win	Power Generation Support		S	146	382
NextEra Energy Operating Services FBO Waymart	Allocate Telecommunication Costs		S	146	890
NextEra Energy Operating Services FBO Waymart	Power Delivery Support		S	146	1,219
NextEra Energy Operating Services FBO Waymart	Power Generation Support		S	146	3,324
NextEra Energy Operating Services LLC	Allocate Telecommunication Costs		S	146	1,395
NextEra Energy Operating Services LLC	Corporate Security Support		S	146	4
NextEra Energy Operating Services LLC	General Counsel Services		P	146	67

ANALYSIS OF DIVERSIFICATION ACTIVITY
Summary of Affiliated Transfers and Cost Allocations

FLORIDA POWER & LIGHT COMPANY
For the Year Ended December 31, 2022

Name of Affiliate (a)	Type of Service and/or Name of Product (b)	Relevant Contract or Agreement and Effective Date (c)	Total Charge for Year		
			"P" or "S" (d)	Account Number (e)	Dollar Amount (f)
NextEra Energy Operating Services LLC	General Counsel Services		S	146	662
NextEra Energy Operating Services LLC	Human Resources Services		S	146	6,038
NextEra Energy Operating Services LLC	Human Resources Services		S	232	9,769
NextEra Energy Operating Services LLC	Human Resources Services		S	241	301
NextEra Energy Operating Services LLC	Power Delivery Support		S	146	9,160
NextEra Energy Operating Services LLC	Power Generation Support		P	146	4,631
NextEra Energy Operating Services LLC	Power Generation Support		S	146	52,188
NextEra Energy Operating Services LLC	Reimbursement of Employee Expenses		P	921	5,242
NextEra Energy Operating Services LLC	Reimbursement of Internal Audit Expenses		P	921	4,798
NextEra Energy Operating Services LLC	Reimbursement of Internal Audit Expenses		P	923	3,582
NextEra Energy Operating Services LLC	Reimbursement of Internal Audit Expenses		P	930.2	273
NextEra Energy Pipeline Development and Acquisitions LLC	Environmental Services		P	146	14,781
NextEra Energy Pipeline Development and Acquisitions LLC	Environmental Services		S	146	15,655
NextEra Energy Pipeline Development and Acquisitions LLC	Information Technology Services		S	146	500
NextEra Energy Pipeline Holding (Lowman) Inc	Corporate Real Estate Services		S	146	288
NextEra Energy Pipeline Holding (Lowman) Inc	Environmental Services		P	146	3,461
NextEra Energy Pipeline Holding (Lowman) Inc	Environmental Services		S	146	35,028
NextEra Energy Pipeline Services LLC	Allocate Telecommunication Costs		S	146	88,802
NextEra Energy Pipeline Services LLC	External Affairs Support		S	146	18,500
NextEra Energy Pipeline Services LLC	Human Resources Services		S	146	1,544
NextEra Energy Pipeline Services LLC	Human Resources Services		S	232	143
NextEra Energy Pipeline Services LLC	Human Resources Services		S	241	97
NextEra Energy Pipeline Services LLC	Information Technology Services		P	146	541
NextEra Energy Pipeline Services LLC	Information Technology Services		S	146	56,879
NextEra Energy Pipeline Services LLC	Pipeline Services Received by FPL		P	501	1,774,550
NextEra Energy Pipeline Services LLC	Pipeline Services Received by FPL		P	546	1,972
NextEra Energy Pipeline Services LLC	Pipeline Services Received by FPL		P	547	26,971
NextEra Energy Pipeline Services LLC	Pipeline Services Received by FPL		P	548	3,061
NextEra Energy Pipeline Services LLC	Pipeline Services Received by FPL		P	549	1,915
NextEra Energy Pipeline Services LLC	Pipeline Services Received by FPL		P	551	750
NextEra Energy Pipeline Services LLC	Pipeline Services Received by FPL		P	552	1,821
NextEra Energy Pipeline Services LLC	Pipeline Services Received by FPL		P	553	4,549
NextEra Energy Pipeline Services LLC	Pipeline Services Received by FPL		P	554	2,454
NextEra Energy Pipeline Services LLC	Power Generation Capital Services Received by FPL		P	101, 107	168,243
NextEra Energy Pipeline Services LLC	Power Generation Support		P	146	8,634
NextEra Energy Pipeline Services LLC	Power Generation Support		S	146	112,668
NextEra Energy Pipeline Services LLC	Reimbursement of Outside Services from Affiliate		S	146	1,284
NextEra Energy Point Beach LLC	Allocate Telecommunication Costs		S	146	308
NextEra Energy Point Beach LLC	Charge for Affiliate Share of Insurance Premium		P	146	20,457
NextEra Energy Point Beach LLC	Charge for Affiliate Share of Insurance Premium		S	146	235,926

ANALYSIS OF DIVERSIFICATION ACTIVITY
Summary of Affiliated Transfers and Cost Allocations

FLORIDA POWER & LIGHT COMPANY
For the Year Ended December 31, 2022

Name of Affiliate (a)	Type of Service and/or Name of Product (b)	Relevant Contract or Agreement and Effective Date (c)	Total Charge for Year		
			"P" or "S" (d)	Account Number (e)	Dollar Amount (f)
NextEra Energy Point Beach LLC	Corporate Development Services		P	146	72
NextEra Energy Point Beach LLC	Corporate Development Services		S	146	708
NextEra Energy Point Beach LLC	Financial Operations Services		P	146	5,460
NextEra Energy Point Beach LLC	Financial Operations Services		S	146	48,565
NextEra Energy Point Beach LLC	Financial Planning & Analysis Services		P	146	16,478
NextEra Energy Point Beach LLC	Financial Planning & Analysis Services		S	146	179,184
NextEra Energy Point Beach LLC	General Counsel Services		P	146	1,583
NextEra Energy Point Beach LLC	General Counsel Services		S	146	15,617
NextEra Energy Point Beach LLC	Human Resources Services		P	146	10,259
NextEra Energy Point Beach LLC	Human Resources Services		P	921	1,465
NextEra Energy Point Beach LLC	Human Resources Services		S	146	134,663
NextEra Energy Point Beach LLC	Human Resources Services		S	241	98
NextEra Energy Point Beach LLC	Information Technology Capital Support		P	146	358,304
NextEra Energy Point Beach LLC	Information Technology Capital Support		S	146	4,237,174
NextEra Energy Point Beach LLC	Information Technology Services		P	146	146,407
NextEra Energy Point Beach LLC	Information Technology Services		S	146	1,305,612
NextEra Energy Point Beach LLC	Integrated Supply Chain Services		P	146	113,292
NextEra Energy Point Beach LLC	Integrated Supply Chain Services		S	146	1,105,778
NextEra Energy Point Beach LLC	Integrated Supply Chain Services Received by FPL		P	923	35,899
NextEra Energy Point Beach LLC	Marketing & Communication Services		P	146	15,157
NextEra Energy Point Beach LLC	Marketing & Communication Services		S	146	149,823
NextEra Energy Point Beach LLC	Nuclear Capital Support		P	101, 107	1,115,088
NextEra Energy Point Beach LLC	Nuclear Capital Support		S	101, 107	66,238
NextEra Energy Point Beach LLC	Nuclear Operations Support		P	146	1,165,084
NextEra Energy Point Beach LLC	Nuclear Operations Support		S	146	10,509,947
NextEra Energy Point Beach LLC	Nuclear Services Received by FPL		P	517	668,391
NextEra Energy Point Beach LLC	Nuclear Services Received by FPL		P	524	121,521
NextEra Energy Point Beach LLC	Nuclear Services Received by FPL		P	528	2,829
NextEra Energy Point Beach LLC	Nuclear Services Received by FPL		P	529	104
NextEra Energy Point Beach LLC	Power Generation Support		P	146	36,322
NextEra Energy Point Beach LLC	Power Generation Support		S	146	403,310
NextEra Energy Point Beach LLC	Purchase of Asset/Inventory		P	101, 107	178,781
NextEra Energy Point Beach LLC	Reimbursement of Employee Expenses		S	146	143
NextEra Energy Point Beach LLC	Sale of Asset/Inventory		S	146	131,954
NextEra Energy Point Beach LLC	Storm Support		P	186	11,033
NextEra Energy Point Beach LLC	Transfer of Employee Incentive		S	146	21,300
NextEra Energy Project Management LLC	Accounting & Finance Support		S	146	44,215
NextEra Energy Project Management LLC	Allocate Telecommunication Costs		P	921	14
NextEra Energy Project Management LLC	Allocate Telecommunication Costs		S	146	3,853
NextEra Energy Project Management LLC	Allocation of Security Identification Badge Costs		P	146	153

ANALYSIS OF DIVERSIFICATION ACTIVITY
Summary of Affiliated Transfers and Cost Allocations

FLORIDA POWER & LIGHT COMPANY
For the Year Ended December 31, 2022

Name of Affiliate (a)	Type of Service and/or Name of Product (b)	Relevant Contract or Agreement and Effective Date (c)	Total Charge for Year		
			"P" or "S" (d)	Account Number (e)	Dollar Amount (f)
NextEra Energy Project Management LLC	Corporate Accounting Services Received by FPL		P	923	201
NextEra Energy Project Management LLC	Corporate Development Services		P	146	25,891
NextEra Energy Project Management LLC	Corporate Development Services		S	146	292,961
NextEra Energy Project Management LLC	Corporate Finance Services Received by FPL		P	923	14,564
NextEra Energy Project Management LLC	Corporate Real Estate Services		S	146	149
NextEra Energy Project Management LLC	General Counsel Services Received by FPL		P	921	598
NextEra Energy Project Management LLC	General Counsel Services Received by FPL		P	923	71
NextEra Energy Project Management LLC	General Counsel Services Received by FPL		P	931	2,170
NextEra Energy Project Management LLC	General Counsel Services Received by FPL		P	935	69
NextEra Energy Project Management LLC	Federal Government Affairs Services Received by FPL		P	426.4	40,415
NextEra Energy Project Management LLC	General Counsel Services		S	146	256,406
NextEra Energy Project Management LLC	General Counsel Services Received by FPL		P	923	68,770
NextEra Energy Project Management LLC	General Counsel Services Received by FPL		P	930.2	3,882
NextEra Energy Project Management LLC	Human Resources Services		P	146	499
NextEra Energy Project Management LLC	Human Resources Services		P	232	292
NextEra Energy Project Management LLC	Human Resources Services		P	921	68
NextEra Energy Project Management LLC	Human Resources Services		S	146	139,936
NextEra Energy Project Management LLC	Human Resources Services		S	232	22,927
NextEra Energy Project Management LLC	Human Resources Services		S	241	755
NextEra Energy Project Management LLC	Information Technology Services		P	146	14,733
NextEra Energy Project Management LLC	Information Technology Services		S	146	145,563
NextEra Energy Project Management LLC	Information Technology Services Received by FPL		P	921	9,989
NextEra Energy Project Management LLC	Information Technology Services Received by FPL		P	923	169,379
NextEra Energy Project Management LLC	Information Technology Services Received by FPL		P	926	5,050
NextEra Energy Project Management LLC	Integrated Supply Chain Services		S	146	7,374
NextEra Energy Project Management LLC	Integrated Supply Chain Services Received by FPL		P	921	1,274
NextEra Energy Project Management LLC	Integrated Supply Chain Services Received by FPL		P	923	125,522
NextEra Energy Project Management LLC	Marketing & Communication Services		S	146	7,196
NextEra Energy Project Management LLC	Nuclear Capital Support		P	101, 107	33,951
NextEra Energy Project Management LLC	Nuclear Services Received by FPL		P	120.1	6,160
NextEra Energy Project Management LLC	Nuclear Services Received by FPL		P	517	173,307
NextEra Energy Project Management LLC	Nuclear Services Received by FPL		P	524	378,572
NextEra Energy Project Management LLC	Nuclear Services Received by FPL		P	921	695
NextEra Energy Project Management LLC	Nuclear Services Received by FPL		P	923	125,139
NextEra Energy Project Management LLC	Nuclear Services Received by FPL		P	Various	159,927
NextEra Energy Project Management LLC	Power Delivery Capital Support		P	101, 107	18,260
NextEra Energy Project Management LLC	Power Delivery Support		S	146	890
NextEra Energy Project Management LLC	Power Generation Capital Support		P	146	5,685
NextEra Energy Project Management LLC	Power Generation Capital Support		S	146	56,380
NextEra Energy Project Management LLC	Power Generation Services Received by FPL		P	512	6,740

ANALYSIS OF DIVERSIFICATION ACTIVITY
Summary of Affiliated Transfers and Cost Allocations

FLORIDA POWER & LIGHT COMPANY
For the Year Ended December 31, 2022

Name of Affiliate (a)	Type of Service and/or Name of Product (b)	Relevant Contract or Agreement and Effective Date (c)	Total Charge for Year		
			"P" or "S" (d)	Account Number (e)	Dollar Amount (f)
NextEra Energy Project Management LLC	Power Generation Services Received by FPL		P	513	2,834
NextEra Energy Project Management LLC	Power Generation Services Received by FPL		P	553	66,347
NextEra Energy Project Management LLC	Power Generation Services Received by FPL		P	554	77
NextEra Energy Project Management LLC	Power Generation Services Received by FPL		P	101, 107	883
NextEra Energy Project Management LLC	Power Generation Support		P	146	348,191
NextEra Energy Project Management LLC	Power Generation Support		S	146	3,269,852
NextEra Energy Project Management LLC	Reimburse Affiliate for Information Technology Project Costs		P	920	7,207
NextEra Energy Project Management LLC	Reimbursement of Employee Expenses		P	921	34
NextEra Energy Project Management LLC	Reimbursement of Employee Expenses		S	146	119
NextEra Energy Project Management LLC	Storm Support		P	186	16,053
NextEra Energy Renewable Services LLC	Allocate Telecommunication Costs		S	146	5,553
NextEra Energy Renewable Services LLC	General Counsel Services		P	146	375
NextEra Energy Renewable Services LLC	General Counsel Services		S	146	3,691
NextEra Energy Renewable Services LLC	Information Technology Services		S	146	6,000
NextEra Energy Resources Development LLC	Allocate Telecommunication Costs		P	921	5
NextEra Energy Resources Development LLC	Allocate Telecommunication Costs		S	146	1,012
NextEra Energy Resources Development LLC	Corporate Real Estate Services		S	146	94,173
NextEra Energy Resources Development LLC	Development Support		S	146	15,000
NextEra Energy Resources Development LLC	Engineering & Construction Support		P	146	15,700
NextEra Energy Resources Development LLC	Engineering & Construction Support		S	146	299,516
NextEra Energy Resources Development LLC	Environmental Services		P	146	1,672
NextEra Energy Resources Development LLC	Environmental Services		S	146	18,614
NextEra Energy Resources Development LLC	General Counsel Services		P	146	12,889
NextEra Energy Resources Development LLC	General Counsel Services		S	146	124,638
NextEra Energy Resources Development LLC	Human Resources Services		S	146	68,633
NextEra Energy Resources Development LLC	Information Technology Capital Support		S	146	193
NextEra Energy Resources Development LLC	Information Technology Services		P	146	5,105
NextEra Energy Resources Development LLC	Information Technology Services		S	146	91,240
NextEra Energy Resources Development LLC	Integrated Supply Chain Services		P	146	2,618
NextEra Energy Resources Development LLC	Integrated Supply Chain Services		S	146	37,467
NextEra Energy Resources Development LLC	Marketing & Communication Services		P	146	936
NextEra Energy Resources Development LLC	Marketing & Communication Services		S	146	399,315
NextEra Energy Resources Development LLC	Power Generation Support		P	146	15,821
NextEra Energy Resources Development LLC	Power Generation Support		S	146	159,155
NextEra Energy Resources Development LLC	Project Development Support		P	146	39,240
NextEra Energy Resources Development LLC	Project Development Support		S	146	2,021,854
NextEra Energy Resources LLC	Accounting & Finance Support		P	146	416,369
NextEra Energy Resources LLC	Accounting & Finance Support		S	146	2,867,667
NextEra Energy Resources LLC	Allocate Telecommunication Costs		S	146	221,955
NextEra Energy Resources LLC	Allocation of Credit Card Rebate		S	146	2,151

ANALYSIS OF DIVERSIFICATION ACTIVITY
Summary of Affiliated Transfers and Cost Allocations

FLORIDA POWER & LIGHT COMPANY
For the Year Ended December 31, 2022

Name of Affiliate (a)	Type of Service and/or Name of Product (b)	Relevant Contract or Agreement and Effective Date (c)	Total Charge for Year		
			"P" or "S" (d)	Account Number (e)	Dollar Amount (f)
NextEra Energy Resources LLC	Allocation of Software Costs		P	921	53,263
NextEra Energy Resources LLC	Capital Support Received by FPL		P	101, 107	4,060,998
NextEra Energy Resources LLC	Charge for Affiliate Share of Insurance Premium		P	146	390,805
NextEra Energy Resources LLC	Charge for Affiliate Share of Insurance Premium		S	146	673,768
NextEra Energy Resources LLC	Compensation, Deferred Comp, Incentives, Stock Awards, RSA Amortization, Pension & Other Employee Benefits Plans		P	923	4,509
NextEra Energy Resources LLC	Compensation, Deferred Comp, Incentives, Stock Awards, RSA Amortization, Pension & Other Employee Benefits Plans		S	146	191,556
NextEra Energy Resources LLC	Corporate Accounting Services Received by FPL		P	921	1,780
NextEra Energy Resources LLC	Corporate Accounting Services Received by FPL		P	923	760,086
NextEra Energy Resources LLC	Corporate Accounting Services Received by FPL		P	930.2	14,772
NextEra Energy Resources LLC	Corporate Accounting Services Received by FPL		P	101, 107	8,674
NextEra Energy Resources LLC	Corporate Development Services		P	146	45,436
NextEra Energy Resources LLC	Corporate Development Services		S	146	880,141
NextEra Energy Resources LLC	Corporate Development Services Received by FPL		P	921	3,890
NextEra Energy Resources LLC	Corporate Finance Services Received by FPL		P	921	11,064
NextEra Energy Resources LLC	Corporate Finance Services Received by FPL		P	923	815,107
NextEra Energy Resources LLC	Corporate Finance Services Received by FPL		P	930.2	64
NextEra Energy Resources LLC	Corporate Finance Support		P	146	32,088
NextEra Energy Resources LLC	Corporate Finance Support		S	146	260,081
NextEra Energy Resources LLC	Corporate Real Estate Services		P	146	22,418
NextEra Energy Resources LLC	Corporate Real Estate Services		S	146	499,266
NextEra Energy Resources LLC	Corporate Real Estate Services Received by FPL		P	186	574
NextEra Energy Resources LLC	Corporate Real Estate Services Received by FPL		P	234	6,089
NextEra Energy Resources LLC	Corporate Real Estate Services Received by FPL		P	921	5,008
NextEra Energy Resources LLC	Corporate Real Estate Services Received by FPL		P	935	1,326
NextEra Energy Resources LLC	Corporate Security Support		P	146	8,008
NextEra Energy Resources LLC	Corporate Security Support		S	146	110,488
NextEra Energy Resources LLC	Corporate Service Charge to Affiliate		S	146	66,575,901
NextEra Energy Resources LLC	Corporate Systems Usage Billing		S	146	1,020
NextEra Energy Resources LLC	Corporate Tax Services Received by FPL		P	921	3,755
NextEra Energy Resources LLC	Corporate Tax Services Received by FPL		P	923	988,588
NextEra Energy Resources LLC	Corporate Tax Services Received by FPL		P	930.2	121
NextEra Energy Resources LLC	Corporate Tax Support		P	146	235,225
NextEra Energy Resources LLC	Corporate Tax Support		S	146	2,381,065
NextEra Energy Resources LLC	COVID Response Support		P	921	507
NextEra Energy Resources LLC	COVID Response Support		P	923	35,926
NextEra Energy Resources LLC	COVID Response Support		P	Various	482,787
NextEra Energy Resources LLC	COVID Response Support		S	923	27,833
NextEra Energy Resources LLC	COVID Response Support		S	Various	3,584
NextEra Energy Resources LLC	Customer Service Support Received by FPL		P	580	203
NextEra Energy Resources LLC	Customer Service Support Received by FPL		P	590	203

ANALYSIS OF DIVERSIFICATION ACTIVITY
Summary of Affiliated Transfers and Cost Allocations

FLORIDA POWER & LIGHT COMPANY
For the Year Ended December 31, 2022

Name of Affiliate (a)	Type of Service and/or Name of Product (b)	Relevant Contract or Agreement and Effective Date (c)	Total Charge for Year		
			"P" or "S" (d)	Account Number (e)	Dollar Amount (f)
NextEra Energy Resources LLC	Customer Service Support Received by FPL		P	903	115
NextEra Energy Resources LLC	Customer Service Support Received by FPL		P	908	25,993
NextEra Energy Resources LLC	Customer Service Support Received by FPL		P	101, 107	30
NextEra Energy Resources LLC	Energy Marketing & Trading Services Received by FPL		P	408	25
NextEra Energy Resources LLC	Energy Marketing & Trading Services Received by FPL		P	557	66,731
NextEra Energy Resources LLC	Energy Marketing & Trading Services Received by FPL		P	908	9,170
NextEra Energy Resources LLC	Energy Marketing & Trading Services Received by FPL		P	921	159,238
NextEra Energy Resources LLC	Energy Marketing & Trading Services Received by FPL		P	923	209,663
NextEra Energy Resources LLC	Energy Marketing & Trading Services Received by FPL		P	926	9
NextEra Energy Resources LLC	Energy Marketing & Trading Services Received by FPL		P	930.2	1
NextEra Energy Resources LLC	Energy Marketing & Trading Services Received by FPL		P	935	660
NextEra Energy Resources LLC	Energy Marketing & Trading Services Received by FPL		P	146	6,514
NextEra Energy Resources LLC	Energy Marketing & Trading Services		S	146	229,447
NextEra Energy Resources LLC	Energy Marketing & Trading Services Received by FPL		P	501	11,488
NextEra Energy Resources LLC	Energy Marketing & Trading Services Received by FPL		P	547	562,930
NextEra Energy Resources LLC	Engineering & Construction Services Received by FPL		P	549	203,701
NextEra Energy Resources LLC	Engineering & Construction Services Received by FPL		P	921	232
NextEra Energy Resources LLC	Engineering & Construction Support		P	146	36,525
NextEra Energy Resources LLC	Engineering & Construction Support		S	146	505,026
NextEra Energy Resources LLC	Environmental Services		P	146	22,197
NextEra Energy Resources LLC	Environmental Services		S	146	312,387
NextEra Energy Resources LLC	Environmental Services Received by FPL		P	253	7,850
NextEra Energy Resources LLC	Environmental Services Received by FPL		P	921	25,185
NextEra Energy Resources LLC	Environmental Services Received by FPL		P	923	136,685
NextEra Energy Resources LLC	Environmental Services Received by FPL		P	930.2	1,250
NextEra Energy Resources LLC	External Affairs Services Received by FPL		P	426.5	2,101
NextEra Energy Resources LLC	External Affairs Services Received by FPL		P	921	538
NextEra Energy Resources LLC	External Affairs Services Received by FPL		P	923	1,922
NextEra Energy Resources LLC	External Affairs Services Received by FPL		P	930.2	2,600
NextEra Energy Resources LLC	Federal Government Affairs Services Received by FPL		P	928	60
NextEra Energy Resources LLC	Finance Operations Support Received by FPL		P	923	864
NextEra Energy Resources LLC	Financial Operations Services		S	146	71,150
NextEra Energy Resources LLC	Financial Planning & Analysis Services		P	146	221,588
NextEra Energy Resources LLC	Financial Planning & Analysis Services		S	146	1,209,650
NextEra Energy Resources LLC	Fleet Services Support Received by FPL		P	Various	143,342
NextEra Energy Resources LLC	General Counsel Services		P	146	70,819
NextEra Energy Resources LLC	General Counsel Services		S	146	1,212,651
NextEra Energy Resources LLC	General Counsel Services Received by FPL		P	506	4,086
NextEra Energy Resources LLC	General Counsel Services Received by FPL		P	588	1,703
NextEra Energy Resources LLC	General Counsel Services Received by FPL		P	921	34,889

ANALYSIS OF DIVERSIFICATION ACTIVITY
Summary of Affiliated Transfers and Cost Allocations

FLORIDA POWER & LIGHT COMPANY
For the Year Ended December 31, 2022

Name of Affiliate (a)	Type of Service and/or Name of Product (b)	Relevant Contract or Agreement and Effective Date (c)	Total Charge for Year		
			"P" or "S" (d)	Account Number (e)	Dollar Amount (f)
NextEra Energy Resources LLC	General Counsel Services Received by FPL		P	923	543,284
NextEra Energy Resources LLC	General Counsel Services Received by FPL		P	930.2	353
NextEra Energy Resources LLC	General Counsel Services Received by FPL		P	931	10,244
NextEra Energy Resources LLC	General Counsel Services Received by FPL		P	935	142
NextEra Energy Resources LLC	Human Resources Services		P	146	409,940
NextEra Energy Resources LLC	Human Resources Services		P	232	392
NextEra Energy Resources LLC	Human Resources Services		P	921	61,639
NextEra Energy Resources LLC	Human Resources Services		P	923	263,407
NextEra Energy Resources LLC	Human Resources Services		S	146	7,558,847
NextEra Energy Resources LLC	Human Resources Services		S	232	252,624
NextEra Energy Resources LLC	Human Resources Services		S	241	7,452
NextEra Energy Resources LLC	Human Resources Services		S	921	2,460
NextEra Energy Resources LLC	Information Technology Capital Support		P	146	364,872
NextEra Energy Resources LLC	Information Technology Capital Support		P	101, 107	9,689,386
NextEra Energy Resources LLC	Information Technology Capital Support		S	146	5,364,053
NextEra Energy Resources LLC	Information Technology Capital Support		S	101, 107	454,297
NextEra Energy Resources LLC	Information Technology Services		P	146	2,279,775
NextEra Energy Resources LLC	Information Technology Services		S	146	21,278,744
NextEra Energy Resources LLC	Information Technology Services Received by FPL		P	524	175,285
NextEra Energy Resources LLC	Information Technology Services Received by FPL		P	580	32,095
NextEra Energy Resources LLC	Information Technology Services Received by FPL		P	903	108,965
NextEra Energy Resources LLC	Information Technology Services Received by FPL		P	910	10,600
NextEra Energy Resources LLC	Information Technology Services Received by FPL		P	921	145,191
NextEra Energy Resources LLC	Information Technology Services Received by FPL		P	923	1,174,650
NextEra Energy Resources LLC	Information Technology Services Received by FPL		P	101, 107	294,805
NextEra Energy Resources LLC	Information Technology Services Received by FPL		P	Various	5,276
NextEra Energy Resources LLC	Integrated Supply Chain Capital Support		P	101, 107	14,948
NextEra Energy Resources LLC	Integrated Supply Chain Capital Support		S	101, 107	3,631
NextEra Energy Resources LLC	Integrated Supply Chain Services		P	146	88,705
NextEra Energy Resources LLC	Integrated Supply Chain Services		S	146	1,332,933
NextEra Energy Resources LLC	Integrated Supply Chain Services Received by FPL		P	524	5,115
NextEra Energy Resources LLC	Integrated Supply Chain Services Received by FPL		P	921	42,766
NextEra Energy Resources LLC	Integrated Supply Chain Services Received by FPL		P	923	463,261
NextEra Energy Resources LLC	Integrated Supply Chain Services Received by FPL		P	930.2	177
NextEra Energy Resources LLC	Integrated Supply Chain Services Received by FPL		P	101, 107	97,868
NextEra Energy Resources LLC	Integrated Supply Chain Services Received by FPL		P	Various	807,998
NextEra Energy Resources LLC	Internal Audit Services		P	146	126,994
NextEra Energy Resources LLC	Internal Audit Services		S	146	1,387,451
NextEra Energy Resources LLC	Investor Relations Services Received by FPL		P	923	19,651
NextEra Energy Resources LLC	Legal Support Received by FPL		P	921	25

ANALYSIS OF DIVERSIFICATION ACTIVITY
Summary of Affiliated Transfers and Cost Allocations

FLORIDA POWER & LIGHT COMPANY
For the Year Ended December 31, 2022

Name of Affiliate (a)	Type of Service and/or Name of Product (b)	Relevant Contract or Agreement and Effective Date (c)	Total Charge for Year		
			"P" or "S" (d)	Account Number (e)	Dollar Amount (f)
NextEra Energy Resources LLC	Legal Support Received by FPL		P	923	9,970
NextEra Energy Resources LLC	Lighting Program Support		P	580	114
NextEra Energy Resources LLC	Lighting Program Support		P	590	2,744
NextEra Energy Resources LLC	Marketing & Communication Services		P	146	2,661
NextEra Energy Resources LLC	Marketing & Communication Services		P	426.5	4,168
NextEra Energy Resources LLC	Marketing & Communication Services		P	921	24,226
NextEra Energy Resources LLC	Marketing & Communication Services		S	146	479,268
NextEra Energy Resources LLC	Nuclear Capital Support		P	101, 107	979,305
NextEra Energy Resources LLC	Nuclear Capital Support		S	101, 107	24,550
NextEra Energy Resources LLC	Nuclear Operations Support		S	146	291,110
NextEra Energy Resources LLC	Nuclear Services Received by FPL		P	120.3	1,065
NextEra Energy Resources LLC	Nuclear Services Received by FPL		P	154	8,182
NextEra Energy Resources LLC	Nuclear Services Received by FPL		P	183	2,688
NextEra Energy Resources LLC	Nuclear Services Received by FPL		P	234	16
NextEra Energy Resources LLC	Nuclear Services Received by FPL		P	517	17,373
NextEra Energy Resources LLC	Nuclear Services Received by FPL		P	519	1,314
NextEra Energy Resources LLC	Nuclear Services Received by FPL		P	524	598,007
NextEra Energy Resources LLC	Nuclear Services Received by FPL		P	528	56,904
NextEra Energy Resources LLC	Nuclear Services Received by FPL		P	531	23,562
NextEra Energy Resources LLC	Nuclear Services Received by FPL		P	532	276
NextEra Energy Resources LLC	Nuclear Services Received by FPL		P	101, 107	103,563
NextEra Energy Resources LLC	Nuclear Services Received by FPL		P	Various	131,354
NextEra Energy Resources LLC	Power Delivery Capital Support		P	101, 107	657,846
NextEra Energy Resources LLC	Power Delivery Services Received by FPL		P	234	15,634
NextEra Energy Resources LLC	Power Delivery Services Received by FPL		P	253	942
NextEra Energy Resources LLC	Power Delivery Services Received by FPL		P	560	3,838
NextEra Energy Resources LLC	Power Delivery Services Received by FPL		P	566	434
NextEra Energy Resources LLC	Power Delivery Services Received by FPL		P	568	2,274
NextEra Energy Resources LLC	Power Delivery Services Received by FPL		P	580	2,921
NextEra Energy Resources LLC	Power Delivery Services Received by FPL		P	588	842
NextEra Energy Resources LLC	Power Delivery Services Received by FPL		P	590	5,418
NextEra Energy Resources LLC	Power Delivery Services Received by FPL		P	593	17
NextEra Energy Resources LLC	Power Delivery Services Received by FPL		P	923	874
NextEra Energy Resources LLC	Power Delivery Services Received by FPL		P	101, 107	119,464
NextEra Energy Resources LLC	Power Delivery Services Received by FPL		P	Various	64
NextEra Energy Resources LLC	Power Delivery Support		P	146	55,769
NextEra Energy Resources LLC	Power Delivery Support		S	146	464,253
NextEra Energy Resources LLC	Power Generation Capital Services Received by FPL		P	101, 107	10,397,098
NextEra Energy Resources LLC	Power Generation Capital Support		S	146	468
NextEra Energy Resources LLC	Power Generation Services Received by FPL		P	182	14,030

ANALYSIS OF DIVERSIFICATION ACTIVITY
Summary of Affiliated Transfers and Cost Allocations

FLORIDA POWER & LIGHT COMPANY
For the Year Ended December 31, 2022

Name of Affiliate (a)	Type of Service and/or Name of Product (b)	Relevant Contract or Agreement and Effective Date (c)	Total Charge for Year		
			"P" or "S" (d)	Account Number (e)	Dollar Amount (f)
NextEra Energy Resources LLC	Power Generation Services Received by FPL		P	234	1,226
NextEra Energy Resources LLC	Power Generation Services Received by FPL		P	500	21,790
NextEra Energy Resources LLC	Power Generation Services Received by FPL		P	506	781,519
NextEra Energy Resources LLC	Power Generation Services Received by FPL		P	510	22,456
NextEra Energy Resources LLC	Power Generation Services Received by FPL		P	512	14,843
NextEra Energy Resources LLC	Power Generation Services Received by FPL		P	513	6,241
NextEra Energy Resources LLC	Power Generation Services Received by FPL		P	546	368,844
NextEra Energy Resources LLC	Power Generation Services Received by FPL		P	548	2,634
NextEra Energy Resources LLC	Power Generation Services Received by FPL		P	549	667,840
NextEra Energy Resources LLC	Power Generation Services Received by FPL		P	551	767,118
NextEra Energy Resources LLC	Power Generation Services Received by FPL		P	552	6,947
NextEra Energy Resources LLC	Power Generation Services Received by FPL		P	553	161,938
NextEra Energy Resources LLC	Power Generation Services Received by FPL		P	554	3,454
NextEra Energy Resources LLC	Power Generation Services Received by FPL		P	101, 107	23
NextEra Energy Resources LLC	Power Generation Services Received by FPL		P	Various	244,823
NextEra Energy Resources LLC	Power Generation Support		P	146	130,257
NextEra Energy Resources LLC	Power Generation Support		S	146	1,724,505
NextEra Energy Resources LLC	Project Development Capital Support		P	101, 107	398,092
NextEra Energy Resources LLC	Project Development Services Received by FPL		P	426.5	203
NextEra Energy Resources LLC	Project Development Services Received by FPL		P	506	3,469
NextEra Energy Resources LLC	Project Development Services Received by FPL		P	921	280
NextEra Energy Resources LLC	Project Development Services Received by FPL		P	923	1,997
NextEra Energy Resources LLC	Reclass Workers Comp Losses to Correct Company		P	146	227,125
NextEra Energy Resources LLC	Regulatory Affairs Support		P	146	15,097
NextEra Energy Resources LLC	Regulatory Affairs Support		S	146	472,004
NextEra Energy Resources LLC	Reimburse Affiliate for Aviation Services		P	921	144,666
NextEra Energy Resources LLC	Reimburse Affiliate for COVID Test Kits		P	926	644,184
NextEra Energy Resources LLC	Reimburse Affiliate for Legal Costs		P	923	33,646
NextEra Energy Resources LLC	Reimburse Affiliate for Membership Dues		P	930.2	18,750
NextEra Energy Resources LLC	Reimburse Affiliate for Project Costs		P	921	21,992
NextEra Energy Resources LLC	Reimburse Affiliate for Project Costs		P	101, 107	89,620
NextEra Energy Resources LLC	Reimburse Affiliate for Project Costs		P	Various	5,033
NextEra Energy Resources LLC	Reimburse Affiliate for Subscription Costs		P	921	5,072
NextEra Energy Resources LLC	Reimbursement of Employee Expenses		P	921	56,652
NextEra Energy Resources LLC	Reimbursement of Employee Expenses		S	146	2,772
NextEra Energy Resources LLC	Reimbursement of Marketing & Communication Expenses		S	146	44,900
NextEra Energy Resources LLC	Risk Management Services		P	146	17,285
NextEra Energy Resources LLC	Risk Management Services		S	146	235,338
NextEra Energy Resources LLC	Risk Management Services Received by FPL		P	923	25,489
NextEra Energy Resources LLC	Solar Development Support		P	183	450,040

ANALYSIS OF DIVERSIFICATION ACTIVITY
Summary of Affiliated Transfers and Cost Allocations

FLORIDA POWER & LIGHT COMPANY
For the Year Ended December 31, 2022

Name of Affiliate (a)	Type of Service and/or Name of Product (b)	Relevant Contract or Agreement and Effective Date (c)	Total Charge for Year		
			"P" or "S" (d)	Account Number (e)	Dollar Amount (f)
NextEra Energy Resources LLC	Solar Development Support		P	506	107,282
NextEra Energy Resources LLC	Solar Development Support		S	183	1,155
NextEra Energy Resources LLC	Space & Furniture Billing		S	146	545,130
NextEra Energy Resources LLC	Storm Support		P	186	3,758,078
NextEra Energy Resources LLC	Transfer of Employee Incentive		S	146	412,584
NextEra Energy Resources O&M Services LLC	Allocate Telecommunication Costs		S	146	270
NextEra Energy Resources O&M Services LLC	Information Technology Services		S	146	3,500
NextEra Energy Resources O&M Services LLC	Power Generation Support		S	146	1,748
NextEra Energy Seabrook LLC	Allocate Telecommunication Costs		P	921	139
NextEra Energy Seabrook LLC	Allocate Telecommunication Costs		S	146	2,785
NextEra Energy Seabrook LLC	Charge for Affiliate Share of Insurance Premium		P	146	20,316
NextEra Energy Seabrook LLC	Charge for Affiliate Share of Insurance Premium		S	146	246,254
NextEra Energy Seabrook LLC	Corporate Security Support		S	146	4
NextEra Energy Seabrook LLC	Corporate Tax Support		P	146	5,018
NextEra Energy Seabrook LLC	Corporate Tax Support		S	146	55,734
NextEra Energy Seabrook LLC	COVID Response Support		P	Various	39,392
NextEra Energy Seabrook LLC	Financial Operations Services		P	146	5,516
NextEra Energy Seabrook LLC	Financial Operations Services		S	146	48,925
NextEra Energy Seabrook LLC	Financial Planning & Analysis Services		P	146	13,224
NextEra Energy Seabrook LLC	Financial Planning & Analysis Services		S	146	143,795
NextEra Energy Seabrook LLC	General Counsel Services		P	146	4,773
NextEra Energy Seabrook LLC	General Counsel Services		S	146	55,269
NextEra Energy Seabrook LLC	Human Resources Services		P	146	9,605
NextEra Energy Seabrook LLC	Human Resources Services		S	146	172,378
NextEra Energy Seabrook LLC	Human Resources Services		S	232	1,999
NextEra Energy Seabrook LLC	Human Resources Services		S	241	70
NextEra Energy Seabrook LLC	Information Technology Capital Support		P	146	358,305
NextEra Energy Seabrook LLC	Information Technology Capital Support		S	146	4,237,180
NextEra Energy Seabrook LLC	Information Technology Services		P	146	146,525
NextEra Energy Seabrook LLC	Information Technology Services		S	146	1,319,014
NextEra Energy Seabrook LLC	Integrated Supply Chain Services		P	146	104,773
NextEra Energy Seabrook LLC	Integrated Supply Chain Services		S	146	1,048,197
NextEra Energy Seabrook LLC	Marketing & Communication Services		P	146	23,781
NextEra Energy Seabrook LLC	Marketing & Communication Services		P	921	49
NextEra Energy Seabrook LLC	Marketing & Communication Services		S	146	234,911
NextEra Energy Seabrook LLC	Nuclear Capital Support		P	101, 107	813,215
NextEra Energy Seabrook LLC	Nuclear Capital Support		S	101, 107	30,711
NextEra Energy Seabrook LLC	Nuclear Operations Support		P	146	1,103,556
NextEra Energy Seabrook LLC	Nuclear Operations Support		S	146	9,904,347
NextEra Energy Seabrook LLC	Nuclear Services Received by FPL		P	517	294,766

ANALYSIS OF DIVERSIFICATION ACTIVITY
Summary of Affiliated Transfers and Cost Allocations

FLORIDA POWER & LIGHT COMPANY
For the Year Ended December 31, 2022

Name of Affiliate (a)	Type of Service and/or Name of Product (b)	Relevant Contract or Agreement and Effective Date (c)	Total Charge for Year		
			"P" or "S" (d)	Account Number (e)	Dollar Amount (f)
NextEra Energy Seabrook LLC	Nuclear Services Received by FPL		P	520	33,575
NextEra Energy Seabrook LLC	Nuclear Services Received by FPL		P	524	27,046
NextEra Energy Seabrook LLC	Nuclear Services Received by FPL		P	528	33,972
NextEra Energy Seabrook LLC	Nuclear Services Received by FPL		P	529	5,000
NextEra Energy Seabrook LLC	Performance Incentive Transfer		S	146	116,085
NextEra Energy Seabrook LLC	Power Delivery Capital Support		P	146	2,433
NextEra Energy Seabrook LLC	Power Delivery Capital Support		S	146	27,953
NextEra Energy Seabrook LLC	Power Delivery Support		P	146	153
NextEra Energy Seabrook LLC	Power Delivery Support		S	146	303,719
NextEra Energy Seabrook LLC	Power Generation Support		P	146	32,309
NextEra Energy Seabrook LLC	Power Generation Support		S	146	341,930
NextEra Energy Seabrook LLC	Purchase of Asset/Inventory		P	101, 107	67,887
NextEra Energy Seabrook LLC	Reimbursement of Employee Expenses		P	921	534
NextEra Energy Seabrook LLC	Reimbursement of Employee Expenses		S	146	64
NextEra Energy Seabrook LLC	Sale of Asset/Inventory		S	146	38,788
NextEra Energy Seabrook LLC	Storm Support		P	186	17,440
NextEra Energy Solutions LLC	Sales Program Support		P	146	4,717
NextEra Energy Solutions LLC	Sales Program Support		S	146	68,581
NextEra Energy Transmission LLC	Accounting & Finance Support		P	146	1,174
NextEra Energy Transmission LLC	Accounting & Finance Support		S	146	38,620
NextEra Energy Transmission LLC	Allocate Telecommunication Costs		P	921	10
NextEra Energy Transmission LLC	Allocate Telecommunication Costs		S	146	567
NextEra Energy Transmission LLC	Charge for Affiliate Share of Insurance Premium		P	146	78
NextEra Energy Transmission LLC	Charge for Affiliate Share of Insurance Premium		S	146	9,552
NextEra Energy Transmission LLC	Corporate Accounting Services Received by FPL		P	921	1,068
NextEra Energy Transmission LLC	Corporate Accounting Services Received by FPL		P	923	198,492
NextEra Energy Transmission LLC	Corporate Development Services		P	146	22,755
NextEra Energy Transmission LLC	Corporate Development Services		S	146	304,693
NextEra Energy Transmission LLC	Corporate Finance Services Received by FPL		P	923	2,353
NextEra Energy Transmission LLC	Corporate Finance Support		S	146	1,521
NextEra Energy Transmission LLC	Corporate Real Estate Services		P	146	44,993
NextEra Energy Transmission LLC	Corporate Real Estate Services		S	146	1,139,666
NextEra Energy Transmission LLC	Corporate Security Support		P	146	1,117
NextEra Energy Transmission LLC	Corporate Security Support		S	146	21,458
NextEra Energy Transmission LLC	Corporate Service Charge to Affiliate		S	146	1,089,524
NextEra Energy Transmission LLC	Environmental Services		P	146	75
NextEra Energy Transmission LLC	Environmental Services		S	146	742
NextEra Energy Transmission LLC	Reimbursement of Employee Expenses		P	921	(1,685)
NextEra Energy Transmission LLC	Financial Planning & Analysis Services		P	146	27
NextEra Energy Transmission LLC	Financial Planning & Analysis Services		S	146	353

ANALYSIS OF DIVERSIFICATION ACTIVITY
Summary of Affiliated Transfers and Cost Allocations

FLORIDA POWER & LIGHT COMPANY
For the Year Ended December 31, 2022

Name of Affiliate (a)	Type of Service and/or Name of Product (b)	Relevant Contract or Agreement and Effective Date (c)	Total Charge for Year		
			"P" or "S" (d)	Account Number (e)	Dollar Amount (f)
NextEra Energy Transmission LLC	General Counsel Services		P	146	15,138
NextEra Energy Transmission LLC	General Counsel Services		S	146	140,071
NextEra Energy Transmission LLC	Human Resources Services		P	146	6,116
NextEra Energy Transmission LLC	Human Resources Services		P	232	118
NextEra Energy Transmission LLC	Human Resources Services		S	146	160,317
NextEra Energy Transmission LLC	Human Resources Services		S	232	16,956
NextEra Energy Transmission LLC	Human Resources Services		S	241	291
NextEra Energy Transmission LLC	Information Technology Capital Support		S	146	1,890,878
NextEra Energy Transmission LLC	Information Technology Services		P	146	5,603
NextEra Energy Transmission LLC	Information Technology Services		S	146	125,379
NextEra Energy Transmission LLC	Integrated Supply Chain Services		S	146	1,005
NextEra Energy Transmission LLC	Marketing & Communication Services		S	146	2,106
NextEra Energy Transmission LLC	Power Delivery Services Received by FPL		P	560	228
NextEra Energy Transmission LLC	Power Delivery Services Received by FPL		P	568	174
NextEra Energy Transmission LLC	Power Delivery Services Received by FPL		P	580	134
NextEra Energy Transmission LLC	Power Delivery Services Received by FPL		P	590	402
NextEra Energy Transmission LLC	Power Delivery Services Received by FPL		P	923	67
NextEra Energy Transmission LLC	Power Delivery Services Received by FPL		P	101, 107	5,694
NextEra Energy Transmission LLC	Power Delivery Support		P	146	227,514
NextEra Energy Transmission LLC	Power Delivery Support		S	146	2,615,234
NextEra Energy Transmission LLC	Power Generation Services Received by FPL		P	500	10
NextEra Energy Transmission LLC	Power Generation Services Received by FPL		P	546	18
NextEra Energy Transmission LLC	Project Development Support		P	146	62
NextEra Energy Transmission LLC	Project Development Support		S	146	10,575
NextEra Energy Transmission LLC	Reimbursement of Employee Expenses		S	146	22,223
NextEra Energy Transmission LLC	Space & Furniture Billing		S	146	484,065
NextEra Energy Transmission LLC	Storm Support		P	186	307,061
NextEra Energy Transmission LLC	Storm Support		S	186	1,794
NextEra Energy Transmission LLC	Transfer of Employee Incentives		P	242	90,525
NextEra Energy Transmission MidAtlantic Indiana Inc	Allocate Consulting Services to Affiliates		S	146	13,540
NextEra Energy Transmission MidAtlantic Indiana Inc	Engineering & Construction Support		P	146	551
NextEra Energy Transmission MidAtlantic Indiana Inc	Engineering & Construction Support		S	146	10,761
NextEra Energy Transmission MidAtlantic Indiana Inc	Environmental Services		P	146	2,163
NextEra Energy Transmission MidAtlantic Indiana Inc	Environmental Services		S	146	24,081
NextEra Energy Transmission MidAtlantic Indiana Inc	Financial Planning & Analysis Services		P	146	3,089
NextEra Energy Transmission MidAtlantic Indiana Inc	Financial Planning & Analysis Services		S	146	30,502
NextEra Energy Transmission MidAtlantic Indiana Inc	General Counsel Services		P	146	1,911
NextEra Energy Transmission MidAtlantic Indiana Inc	General Counsel Services		S	146	18,868
NextEra Energy Transmission MidAtlantic Indiana Inc	Power Delivery Support		P	146	784
NextEra Energy Transmission MidAtlantic Indiana Inc	Power Delivery Support		S	146	160,092

ANALYSIS OF DIVERSIFICATION ACTIVITY
Summary of Affiliated Transfers and Cost Allocations

FLORIDA POWER & LIGHT COMPANY
For the Year Ended December 31, 2022

Name of Affiliate (a)	Type of Service and/or Name of Product (b)	Relevant Contract or Agreement and Effective Date (c)	Total Charge for Year		
			"P" or "S" (d)	Account Number (e)	Dollar Amount (f)
NextEra Energy Transmission Midwest LLC	Allocate Consulting Services to Affiliates		S	146	4,080
NextEra Energy Transmission Midwest LLC	Corporate Real Estate Services		S	146	420
NextEra Energy Transmission Midwest LLC	Corporate Tax Support		P	146	3,113
NextEra Energy Transmission Midwest LLC	Corporate Tax Support		S	146	30,715
NextEra Energy Transmission Midwest LLC	General Counsel Services		P	146	80
NextEra Energy Transmission Midwest LLC	General Counsel Services		S	146	787
NextEra Energy Transmission New York Inc	Allocate Telecommunication Costs		S	146	3,118
NextEra Energy Transmission New York Inc	Corporate Real Estate Services		P	146	11,566
NextEra Energy Transmission New York Inc	Corporate Real Estate Services		S	146	249,858
NextEra Energy Transmission New York Inc	Corporate Security Support		P	146	1,959
NextEra Energy Transmission New York Inc	Corporate Security Support		S	146	23,041
NextEra Energy Transmission New York Inc	Corporate Service Charge to Affiliate		S	146	101,705
NextEra Energy Transmission New York Inc	Corporate Tax Support		P	146	3,301
NextEra Energy Transmission New York Inc	Corporate Tax Support		S	146	32,588
NextEra Energy Transmission New York Inc	Environmental Services		P	146	808
NextEra Energy Transmission New York Inc	Environmental Services		S	146	11,240
NextEra Energy Transmission New York Inc	General Counsel Services		P	146	1,089
NextEra Energy Transmission New York Inc	General Counsel Services		S	146	62,315
NextEra Energy Transmission New York Inc	Information Technology Services		P	146	131
NextEra Energy Transmission New York Inc	Information Technology Services		S	146	121,009
NextEra Energy Transmission New York Inc	Integrated Supply Chain Services		P	146	5,899
NextEra Energy Transmission New York Inc	Integrated Supply Chain Services		S	146	71,939
NextEra Energy Transmission New York Inc	Marketing & Communication Services		S	146	1,999
NextEra Energy Transmission New York Inc	Power Delivery Support		P	146	16,862
NextEra Energy Transmission New York Inc	Power Delivery Support		S	146	218,391
NextEra Energy Transmission New York Inc	Sale of Asset/Inventory		S	146	2,973
NextEra Energy Transmission Southwest LLC	Allocate Consulting Services to Affiliates		S	146	15,370
NextEra Energy Transmission Southwest LLC	Corporate Tax Support		P	146	3,140
NextEra Energy Transmission Southwest LLC	Corporate Tax Support		S	146	30,975
NextEra Energy Transmission Southwest LLC	Human Resources Services		P	146	63
NextEra Energy Transmission Southwest LLC	Human Resources Services		S	146	609
NextEra Energy Transmission Southwest LLC	Power Delivery Support		P	146	58,428
NextEra Energy Transmission Southwest LLC	Power Delivery Support		S	146	155,736
NextEra Energy Transmission Southwest LLC	Project Development Support		P	146	524
NextEra Energy Transmission Southwest LLC	Project Development Support		S	146	8,183
NextEra Home LLC	Information Technology Services		S	146	3,000
NextEra Home LLC	Sales Program Support		P	146	3,263
NextEra Home LLC	Sales Program Support		S	146	40,161
NextEra Water LLC	Corporate Security Support		P	146	96
NextEra Water LLC	Corporate Security Support		S	146	936

ANALYSIS OF DIVERSIFICATION ACTIVITY
Summary of Affiliated Transfers and Cost Allocations

FLORIDA POWER & LIGHT COMPANY
For the Year Ended December 31, 2022

Name of Affiliate (a)	Type of Service and/or Name of Product (b)	Relevant Contract or Agreement and Effective Date (c)	Total Charge for Year		
			"P" or "S" (d)	Account Number (e)	Dollar Amount (f)
NextEra Water LLC	Customer Service Support		P	146	25
NextEra Water LLC	Customer Service Support		S	146	246
NextEra Water LLC	General Counsel Services		P	146	3,770
NextEra Water LLC	General Counsel Services		S	146	36,968
NextEra Water LLC	Human Resources Services		S	146	14
NextEra Water LLC	Integrated Supply Chain Services		P	146	253
NextEra Water LLC	Integrated Supply Chain Services		S	146	2,501
NextEra Water LLC	Power Delivery Support		P	146	20,783
NextEra Water LLC	Power Delivery Support		S	146	218,721
NextEra Water Texas LLC	Power Delivery Support		P	146	89
NextEra Water Texas LLC	Power Delivery Support		S	146	4,575
Ninnescah Wind Energy LLC	Allocate Telecommunication Costs		S	146	56
Ninnescah Wind Energy LLC	Corporate Security Support		S	146	2
Ninnescah Wind Energy LLC	Human Resources Services		S	146	375
Ninnescah Wind Energy LLC	Power Delivery Support		S	146	1,219
Ninnescah Wind Energy LLC	Power Generation Support		S	146	3,566
Niyol Wind LLC	Allocate Telecommunication Costs		S	146	2,278
Niyol Wind LLC	Engineering & Construction Support		P	146	4,076
Niyol Wind LLC	Engineering & Construction Support		S	146	77,087
Niyol Wind LLC	General Counsel Services		P	146	273
Niyol Wind LLC	General Counsel Services		S	146	2,780
Niyol Wind LLC	Power Generation Support		P	146	285
Niyol Wind LLC	Power Generation Support		S	146	8,339
North American Power Systems LLC	Engineering & Construction Support		P	146	8,442
North American Power Systems LLC	Engineering & Construction Support		S	146	177,577
North Central Valley Energy Storage LLC	Allocate Telecommunication Costs		S	146	59
North Central Valley Energy Storage LLC	Engineering & Construction Support		P	146	19
North Central Valley Energy Storage LLC	Engineering & Construction Support		S	146	187
North Central Valley Energy Storage LLC	Environmental Services		P	146	259
North Central Valley Energy Storage LLC	Environmental Services		S	146	2,636
North Central Valley Energy Storage LLC	Information Technology Services		S	146	33,478
North Sky River Energy LLC	Allocate Telecommunication Costs		P	921	37
North Sky River Energy LLC	Allocate Telecommunication Costs		S	146	445
North Sky River Energy LLC	General Counsel Services		P	146	456
North Sky River Energy LLC	General Counsel Services		S	146	4,548
North Sky River Energy LLC	Information Technology Services		P	146	17
North Sky River Energy LLC	Information Technology Services		S	146	173
North Sky River Energy LLC	Power Delivery Support		S	146	1,883
North Sky River Energy LLC	Power Generation Support		S	146	2,410
Northeast Energy Associates LP	Allocate Telecommunication Costs		S	146	12

ANALYSIS OF DIVERSIFICATION ACTIVITY
Summary of Affiliated Transfers and Cost Allocations

FLORIDA POWER & LIGHT COMPANY
For the Year Ended December 31, 2022

Name of Affiliate (a)	Type of Service and/or Name of Product (b)	Relevant Contract or Agreement and Effective Date (c)	Total Charge for Year		
			"P" or "S" (d)	Account Number (e)	Dollar Amount (f)
Northeast Energy Associates LP	Power Generation Support		P	146	3,247
Northeast Energy Associates LP	Power Generation Support		S	146	71,455
Northern Colorado Wind Energy Center II LLC	Allocate Telecommunication Costs		S	146	3
Northern Colorado Wind Energy Center II LLC	Power Generation Support		S	146	1,334
Northern Colorado Wind Energy Center LLC	Allocate Telecommunication Costs		S	146	238
Northern Colorado Wind Energy Center LLC	Power Delivery Support		S	146	2,411
Northern Colorado Wind Energy Center LLC	Power Generation Support		S	146	23,611
Northern Divide Wind LLC	Allocate Telecommunication Costs		S	146	683
Northern Divide Wind LLC	Information Technology Services		P	146	129
Northern Divide Wind LLC	Information Technology Services		S	146	1,316
Northern Divide Wind LLC	Power Generation Support		S	146	3,048
Nutmeg Solar LLC	Allocate Telecommunication Costs		S	146	12
Nutmeg Solar LLC	General Counsel Services		P	146	9
Nutmeg Solar LLC	General Counsel Services		S	146	85
Nutmeg Solar LLC	Information Technology Capital Support		S	146	259
Nutmeg Solar LLC	Power Generation Support		S	146	758
Oklahoma Wind LLC	Allocate Telecommunication Costs		S	146	1,732
Oklahoma Wind LLC	General Counsel Services		P	146	374
Oklahoma Wind LLC	General Counsel Services		S	146	3,704
Oleander Power Project LP	Allocate Telecommunication Costs		S	146	62
Oleander Power Project LP	Corporate Tax Support		P	146	81
Oleander Power Project LP	Corporate Tax Support		S	146	805
Oleander Power Project LP	Power Delivery Support		P	146	317,231
Oleander Power Project LP	Power Delivery Support		S	146	407,157
Oleander Power Project LP	Power Generation Support		P	146	837
Oleander Power Project LP	Power Generation Support		S	146	37,013
Oliver Wind II LLC	Power Delivery Support		S	146	1,219
Oliver Wind III LLC	Allocate Telecommunication Costs		S	146	12
Oliver Wind III LLC	Human Resources Services		S	146	375
Oliver Wind III LLC	Power Delivery Support		S	146	1,206
Oliver Wind III LLC	Power Generation Support		S	146	1,571
Osborn Wind Energy LLC	Allocate Telecommunication Costs		S	146	11
Osborn Wind Energy LLC	Power Delivery Support		S	146	1,206
Osborn Wind Energy LLC	Power Generation Support		S	146	4,133
Osceola Windpower II LLC	Power Delivery Support		S	146	362
Osceola Windpower II LLC	Power Generation Support		S	146	216
Osceola Windpower LLC	Power Delivery Support		S	146	362
Osceola Windpower LLC	Power Generation Support		S	146	1,902
Palms Insurance Company Ltd	Reimbursement of Workers Comp Losses		S	146	2,674,876
Palms Insurance Company Ltd	Crime Insurance Premium		P	165	159,090

ANALYSIS OF DIVERSIFICATION ACTIVITY
Summary of Affiliated Transfers and Cost Allocations

FLORIDA POWER & LIGHT COMPANY
For the Year Ended December 31, 2022

Name of Affiliate (a)	Type of Service and/or Name of Product (b)	Relevant Contract or Agreement and Effective Date (c)	Total Charge for Year		
			"P" or "S" (d)	Account Number (e)	Dollar Amount (f)
Palms Insurance Company Ltd	Directors and Officers Liability Insurance Premium		P	165	458,333
Palms Insurance Company Ltd	Fiduciary Liability Premium		P	165	175,000
Palms Management Services LLC	General Counsel Services		S	146	114
Palms Management Services LLC	Human Resources Services		S	146	3,534
Palms Portfolio Holdings LLC	Accounting & Finance Support		P	146	122
Palms Portfolio Holdings LLC	Accounting & Finance Support		S	146	1,163
Palms Portfolio Holdings LLC	General Counsel Services		P	146	6,795
Palms Portfolio Holdings LLC	General Counsel Services		S	146	75,066
Palms Portfolio Holdings LLC	Human Resources Services		P	146	24,496
Palms Portfolio Holdings LLC	Human Resources Services		S	146	83,754
Palms Portfolio Holdings LLC	Information Technology Services		S	146	3,000
Palms Portfolio Holdings LLC	Reimbursement of Legal Costs		S	923	3,200
Palms Portfolio Holdings LLC	Space & Furniture Billing		S	146	40,109
Palms Specialty Insurance Company Inc	Human Resources Services		S	146	11,143
Palo Duro Wind Energy LLC	Allocate Telecommunication Costs		S	146	377
Palo Duro Wind Energy LLC	Power Delivery Support		S	146	1,206
Palo Duro Wind Energy LLC	Power Generation Support		P	146	1,610
Palo Duro Wind Energy LLC	Power Generation Support		S	146	33,888
Peetz Table Wind Energy LLC	Human Resources Services		S	146	375
Peetz Table Wind Energy LLC	Power Delivery Support		S	146	1,206
Peetz Table Wind LLC	Allocate Telecommunication Costs		P	921	15
Peetz Table Wind LLC	Allocate Telecommunication Costs		S	146	2,129
Peetz Table Wind LLC	Power Generation Support		P	146	193
Peetz Table Wind LLC	Power Generation Support		S	146	26,514
Pegasus Wind LLC	Allocate Telecommunication Costs		P	921	4
Pegasus Wind LLC	Allocate Telecommunication Costs		S	146	466
Pegasus Wind LLC	Power Generation Support		S	146	3,206
Perrin Ranch Wind LLC	Allocate Telecommunication Costs		S	146	103
Perrin Ranch Wind LLC	Power Delivery Support		S	146	1,206
Perrin Ranch Wind LLC	Power Generation Support		S	146	3,474
Pheasant Run Wind LLC	Allocate Telecommunication Costs		S	146	8
Pheasant Run Wind LLC	Marketing & Communication Services		S	146	300
Pheasant Run Wind LLC	Power Delivery Support		S	146	1,206
Pheasant Run Wind LLC	Power Generation Support		S	146	21,129
Piedmont WaterHub LLC	Information Technology Services		S	146	318
Pinal Central Energy Center LLC	Allocate Telecommunication Costs		S	146	12
Pinal Central Energy Center LLC	Power Generation Support		S	146	598
Point Beach Solar LLC	Allocate Telecommunication Costs		P	921	31
Point Beach Solar LLC	Allocate Telecommunication Costs		S	146	2,387
Point Beach Solar LLC	Integrated Supply Chain Services		P	146	2,999

ANALYSIS OF DIVERSIFICATION ACTIVITY
Summary of Affiliated Transfers and Cost Allocations

FLORIDA POWER & LIGHT COMPANY
For the Year Ended December 31, 2022

Name of Affiliate (a)	Type of Service and/or Name of Product (b)	Relevant Contract or Agreement and Effective Date (c)	Total Charge for Year		
			"P" or "S" (d)	Account Number (e)	Dollar Amount (f)
Point Beach Solar LLC	Integrated Supply Chain Services		S	146	48,193
Point Beach Solar LLC	Power Generation Support		S	146	2,553
Ponderosa Wind LLC	Allocate Telecommunication Costs		P	921	77
Ponderosa Wind LLC	Allocate Telecommunication Costs		S	146	643
Ponderosa Wind LLC	Power Generation Capital Support		S	146	83
Poseidon SW Holdings LLC	Corporate Development Services		S	146	708
Poseidon SW Holdings LLC	Engineering & Construction Support		P	146	1,482
Poseidon SW Holdings LLC	Engineering & Construction Support		S	146	24,137
Poseidon SW Holdings LLC	Executive Support		S	146	3,193
Poseidon SW Holdings LLC	General Counsel Services		P	146	575
Poseidon SW Holdings LLC	General Counsel Services		S	146	6,034
Poseidon SW Holdings LLC	Information Technology Services		P	146	612
Poseidon SW Holdings LLC	Information Technology Services		S	146	23,599
Post Wind LLC	Allocate Telecommunication Costs		S	146	11
Post Wind LLC	Information Technology Services		S	146	496
Post Wind LLC	Power Delivery Support		S	146	1,219
Post Wind LLC	Power Generation Support		S	146	19,379
Power Wizard LLC	Information Technology Services		S	146	52,806
Power Wizard LLC	Marketing & Communication Services		S	146	21,471
Proxima Solar LLC	Engineering & Construction Support		P	146	86
Proxima Solar LLC	Engineering & Construction Support		S	146	10,900
Quinebaug Solar LLC	Allocate Telecommunication Costs		P	921	4
Quinebaug Solar LLC	Allocate Telecommunication Costs		S	146	3,740
Quinebaug Solar LLC	Environmental Services		P	146	33
Quinebaug Solar LLC	Environmental Services		S	146	338
Quinebaug Solar LLC	Information Technology Services		P	146	2,444
Quinebaug Solar LLC	Information Technology Services		S	146	24,349
Quinebaug Solar LLC	Power Generation Support		S	146	2,715
Quitman II Solar LLC	Engineering & Construction Support		P	146	2,644
Quitman II Solar LLC	Engineering & Construction Support		S	146	26,104
Quitman II Solar LLC	Power Generation Support		P	146	10
Quitman II Solar LLC	Power Generation Support		S	146	6,646
Quitman Solar LLC	Allocate Telecommunication Costs		S	146	438
Quitman Solar LLC	Power Generation Support		P	146	1,033
Quitman Solar LLC	Power Generation Support		S	146	19,402
Red Mesa Wind LLC	Allocate Telecommunication Costs		S	146	365
Red Mesa Wind LLC	Human Resources Services		S	146	375
Red Mesa Wind LLC	Power Delivery Support		S	146	1,206
Red Mesa Wind LLC	Power Generation Support		S	146	4,882
Renewable Choice Services LLC	Accounting & Finance Support		P	146	129

ANALYSIS OF DIVERSIFICATION ACTIVITY
Summary of Affiliated Transfers and Cost Allocations

FLORIDA POWER & LIGHT COMPANY
For the Year Ended December 31, 2022

Name of Affiliate (a)	Type of Service and/or Name of Product (b)	Relevant Contract or Agreement and Effective Date (c)	Total Charge for Year		
			"P" or "S" (d)	Account Number (e)	Dollar Amount (f)
Renewable Choice Services LLC	Accounting & Finance Support		S	146	1,704
Renewable Fuels Holdings LLC	Corporate Development Services		P	146	3,405
Renewable Fuels Holdings LLC	Corporate Development Services		S	146	34,192
Renewable Fuels Holdings LLC	Corporate Security Support		P	146	1,051
Renewable Fuels Holdings LLC	Corporate Security Support		S	146	10,311
Renewable Fuels Holdings LLC	General Counsel Services		P	146	2,721
Renewable Fuels Holdings LLC	General Counsel Services		S	146	26,598
Residential Energy Holdings LLC	Corporate Development Services		P	146	261
Residential Energy Holdings LLC	Corporate Development Services		S	146	102,747
Residential Energy Holdings LLC	Corporate Real Estate Services		P	146	89
Residential Energy Holdings LLC	Corporate Real Estate Services		S	146	869
Residential Energy Holdings LLC	Information Technology Services		P	146	40,958
Residential Energy Holdings LLC	Information Technology Services		S	146	276,305
Resurgence Solar I LLC	Allocate Telecommunication Costs		S	146	1,449
Resurgence Solar I LLC	Human Resources Services		S	146	1,617
Resurgence Solar I LLC	Information Technology Services		S	146	61,760
Resurgence Solar I LLC	Power Generation Capital Support		P	146	417
Resurgence Solar I LLC	Power Generation Capital Support		S	146	4,126
River Bend Solar LLC	Allocate Telecommunication Costs		S	146	541
River Bend Solar LLC	Power Generation Support		S	146	19,977
Roswell Solar LLC	Allocate Telecommunication Costs		S	146	1,411
Roswell Solar LLC	Power Generation Support		S	146	15,740
Roundhouse Renewable Energy LLC	Allocate Telecommunication Costs		S	146	3,507
Roundhouse Renewable Energy LLC	Information Technology Services		S	146	630
Roundhouse Renewable Energy LLC	Power Generation Support		P	146	65
Roundhouse Renewable Energy LLC	Power Generation Support		S	146	4,720
Route 66 Solar Energy Center LLC	Allocate Telecommunication Costs		P	921	30
Route 66 Solar Energy Center LLC	Allocate Telecommunication Costs		S	146	1,843
Route 66 Solar Energy Center LLC	Engineering & Construction Support		P	146	4,500
Route 66 Solar Energy Center LLC	Engineering & Construction Support		S	146	45,438
Route 66 Solar Energy Center LLC	Power Generation Capital Support		P	146	3,173
Route 66 Solar Energy Center LLC	Power Generation Capital Support		S	146	31,478
Route 66 Solar Energy Center LLC	Power Generation Support		P	146	156
Route 66 Solar Energy Center LLC	Power Generation Support		S	146	2,130
Rush Springs Energy Storage LLC	Power Generation Support		P	146	121
Rush Springs Energy Storage LLC	Power Generation Support		S	146	1,193
Rush Springs Wind Energy LLC	Allocate Telecommunication Costs		S	146	3,157
Rush Springs Wind Energy LLC	Human Resources Services		S	146	375
Rush Springs Wind Energy LLC	Power Delivery Support		S	146	1,219
Rush Springs Wind Energy LLC	Power Generation Support		S	146	4,020

ANALYSIS OF DIVERSIFICATION ACTIVITY
Summary of Affiliated Transfers and Cost Allocations

FLORIDA POWER & LIGHT COMPANY
For the Year Ended December 31, 2022

Name of Affiliate (a)	Type of Service and/or Name of Product (b)	Relevant Contract or Agreement and Effective Date (c)	Total Charge for Year		
			"P" or "S" (d)	Account Number (e)	Dollar Amount (f)
Sac County Wind LLC	Allocate Telecommunication Costs		S	146	2,324
Sac County Wind LLC	Power Generation Support		P	146	81
Sac County Wind LLC	Power Generation Support		S	146	10,882
Saint Energy Storage II LLC	Corporate Development Services		S	146	243
Saint Energy Storage II LLC	Engineering & Construction Support		S	146	12,033
Saint Energy Storage II LLC	Environmental Services		P	146	269
Saint Energy Storage II LLC	Environmental Services		S	146	2,723
Saint Solar LLC	Allocate Telecommunication Costs		P	921	16
Saint Solar LLC	Allocate Telecommunication Costs		S	146	2,113
Saint Solar LLC	Power Generation Support		S	146	598
Sanford Airport Solar LLC	Allocate Telecommunication Costs		S	146	270
Sanford Airport Solar LLC	General Counsel Services		P	146	30
Sanford Airport Solar LLC	General Counsel Services		S	146	295
Sanford Airport Solar LLC	Information Technology Services		S	146	858
Sanford Airport Solar LLC	Integrated Supply Chain Services		P	146	233
Sanford Airport Solar LLC	Integrated Supply Chain Services		S	146	2,330
Sanford Airport Solar LLC	Power Generation Support		S	146	1,035
Searcy Solar LLC	Allocate Telecommunication Costs		S	146	2,516
Searcy Solar LLC	Engineering & Construction Support		S	146	775
Seiling Wind II LLC	Power Delivery Support		S	146	1,219
Seiling Wind LLC	Allocate Telecommunication Costs		S	146	2,958
Seiling Wind LLC	Power Delivery Support		S	146	1,219
Seiling Wind LLC	Power Generation Support		P	146	1,564
Seiling Wind LLC	Power Generation Support		S	146	34,703
Shaw Creek Solar LLC	Allocate Telecommunication Costs		S	146	12
Shaw Creek Solar LLC	Power Generation Support		P	146	335
Shaw Creek Solar LLC	Power Generation Support		S	146	4,641
Sholes Wind LLC	Allocate Telecommunication Costs		S	146	850
Sholes Wind LLC	Power Generation Support		S	146	680
Sighten Inc	Information Technology Capital Support		P	146	37
Sighten Inc	Information Technology Capital Support		S	146	122,507
Sighten Inc	Marketing & Communication Services		S	146	64,998
Silver State Solar Power South LLC	Allocate Telecommunication Costs		S	146	8
Silver State Solar Power South LLC	Corporate Security Support		S	146	2
Silver State Solar Power South LLC	Power Delivery Support		S	146	2,392
Skeleton Creek Energy Center LLC	Engineering & Construction Support		S	146	62
Skeleton Creek Energy Center LLC	Human Resources Services		S	146	30,510
Skeleton Creek Energy Center LLC	Information Technology Services		S	146	24,886
Skeleton Creek Wind LLC	Allocate Telecommunication Costs		S	146	1,041
Skeleton Creek Wind LLC	Information Technology Services		S	146	645

ANALYSIS OF DIVERSIFICATION ACTIVITY
Summary of Affiliated Transfers and Cost Allocations

FLORIDA POWER & LIGHT COMPANY
For the Year Ended December 31, 2022

Name of Affiliate (a)	Type of Service and/or Name of Product (b)	Relevant Contract or Agreement and Effective Date (c)	Total Charge for Year		
			"P" or "S" (d)	Account Number (e)	Dollar Amount (f)
Skeleton Creek Wind LLC	Power Generation Support		P	146	189
Skeleton Creek Wind LLC	Power Generation Support		S	146	1,896
Sky Ranch Solar LLC	Engineering & Construction Support		P	146	76
Sky Ranch Solar LLC	Engineering & Construction Support		S	146	1,029
Sky Ranch Solar LLC	Power Generation Support		S	146	84
Sky River LLC	Allocate Telecommunication Costs		S	146	1,991
Sky River LLC	Power Delivery Support		S	146	1,847
Sky River LLC	Power Generation Support		P	146	277
Sky River LLC	Power Generation Support		S	146	2,805
Sky River Wind LLC	Allocate Telecommunication Costs		P	921	29
Sky River Wind LLC	Allocate Telecommunication Costs		S	146	2,600
Soldier Creek Wind LLC	Allocate Telecommunication Costs		S	146	72
Soldier Creek Wind LLC	Power Generation Support		P	146	373
Soldier Creek Wind LLC	Power Generation Support		S	146	9,062
Sonoran Solar Energy LLC	Allocate Telecommunication Costs		S	146	428
Sonoran Solar Energy LLC	Engineering & Construction Support		P	146	2,594
Sonoran Solar Energy LLC	Engineering & Construction Support		S	146	55,433
South Shore Pipeline LP	Allocate Telecommunication Costs		S	146	3,997
South Texas Midstream LLC	Information Technology Services		S	146	124,216
Stanton Clean Energy LLC	Allocate Telecommunication Costs		S	146	62
Stanton Clean Energy LLC	Corporate Tax Support		P	146	100
Stanton Clean Energy LLC	Corporate Tax Support		S	146	984
Stanton Clean Energy LLC	Human Resources Services		S	146	784
Stanton Clean Energy LLC	Power Generation Support		P	146	7,235
Stanton Clean Energy LLC	Power Generation Support		S	146	250,760
Stanton Clean Energy LLC	Purchase of Asset/Inventory		P	101, 107	1,570
Stanton Clean Energy LLC	Reimbursement of Employee Expenses		S	146	726
Stanton Clean Energy LLC	Sale of Asset/Inventory		S	146	18,801
Steele Flats Wind Project LLC	Allocate Telecommunication Costs		P	921	53
Steele Flats Wind Project LLC	Allocate Telecommunication Costs		S	146	342
Steele Flats Wind Project LLC	Power Delivery Support		S	146	1,206
Steele Flats Wind Project LLC	Power Generation Support		S	146	21,144
Storey Energy Center LLC	Engineering & Construction Support		P	146	257
Storey Energy Center LLC	Engineering & Construction Support		S	146	2,522
Story County Wind LLC	Allocate Telecommunication Costs		S	146	8
Story County Wind LLC	Power Generation Support		S	146	23,243
Story Wind LLC	Human Resources Services		S	146	375
Story Wind LLC	Power Delivery Support		S	146	443
Story Wind LLC	Power Generation Support		S	146	44
Stuttgart Solar LLC	Allocate Telecommunication Costs		S	146	270

ANALYSIS OF DIVERSIFICATION ACTIVITY
Summary of Affiliated Transfers and Cost Allocations

FLORIDA POWER & LIGHT COMPANY
For the Year Ended December 31, 2022

Name of Affiliate (a)	Type of Service and/or Name of Product (b)	Relevant Contract or Agreement and Effective Date (c)	Total Charge for Year		
			"P" or "S" (d)	Account Number (e)	Dollar Amount (f)
Stuttgart Solar LLC	Engineering & Construction Support		S	146	487
Stuttgart Solar LLC	Power Generation Support		S	146	658
Sunlight Storage LLC	Engineering & Construction Support		P	146	334
Sunlight Storage LLC	Engineering & Construction Support		S	146	34,767
Sunlight Storage LLC	Information Technology Services		S	146	7,011
Sunlight Storage LLC	Power Generation Capital Support		P	146	33,492
Sunlight Storage LLC	Power Generation Capital Support		S	146	239,576
Sunlight Storage LLC	Sale of Asset/Inventory		S	146	15,344
Taylor Creek Solar LLC	Allocate Telecommunication Costs		S	146	12
Taylor Creek Solar LLC	Power Generation Support		P	146	1,274
Taylor Creek Solar LLC	Power Generation Support		S	146	25,813
Taylor Creek Solar LLC	Sale of Asset/Inventory		S	146	329
Thunder Wolf Energy Center LLC	Allocate Telecommunication Costs		S	146	1,446
Thunder Wolf Energy Center LLC	Engineering & Construction Support		P	146	3,712
Thunder Wolf Energy Center LLC	Engineering & Construction Support		S	146	65,997
Thunder Wolf Energy Center LLC	Human Resources Services		P	146	2,637
Thunder Wolf Energy Center LLC	Human Resources Services		S	146	26,269
Thunder Wolf Energy Center LLC	Power Generation Capital Support		S	146	43
Titan Solar LLC	Allocate Telecommunication Costs		S	146	158
Titan Solar LLC	Power Generation Support		S	146	1,059
Torreillas Wind Energy LLC	Allocate Telecommunication Costs		S	146	2,838
Torreillas Wind Energy LLC	Engineering & Construction Support		P	146	33,632
Torreillas Wind Energy LLC	Engineering & Construction Support		S	146	121,137
Torreillas Wind Energy LLC	Power Generation Support		P	146	549
Torreillas Wind Energy LLC	Power Generation Support		S	146	7,788
Trans Bay Cable LLC	Accounting & Finance Support		P	146	4,602
Trans Bay Cable LLC	Accounting & Finance Support		S	146	45,997
Trans Bay Cable LLC	Allocate Consulting Services to Affiliates		S	146	7,560
Trans Bay Cable LLC	Allocate Telecommunication Costs		S	146	247
Trans Bay Cable LLC	Charge for Affiliate Share of Insurance Premium		P	146	22
Trans Bay Cable LLC	Charge for Affiliate Share of Insurance Premium		S	146	1,220
Trans Bay Cable LLC	Corporate Real Estate Services		P	146	21
Trans Bay Cable LLC	Corporate Real Estate Services		S	146	629
Trans Bay Cable LLC	Corporate Security Support		S	146	31
Trans Bay Cable LLC	Corporate Service Charge to Affiliate		S	146	1,112,100
Trans Bay Cable LLC	Corporate Tax Support		P	146	5,462
Trans Bay Cable LLC	Corporate Tax Support		S	146	54,244
Trans Bay Cable LLC	Financial Planning & Analysis Services		P	146	879
Trans Bay Cable LLC	Financial Planning & Analysis Services		S	146	8,775
Trans Bay Cable LLC	General Counsel Services		S	146	3,000

ANALYSIS OF DIVERSIFICATION ACTIVITY
Summary of Affiliated Transfers and Cost Allocations

FLORIDA POWER & LIGHT COMPANY
For the Year Ended December 31, 2022

Name of Affiliate (a)	Type of Service and/or Name of Product (b)	Relevant Contract or Agreement and Effective Date (c)	Total Charge for Year		
			"P" or "S" (d)	Account Number (e)	Dollar Amount (f)
Trans Bay Cable LLC	Human Resources Services		P	146	1,893
Trans Bay Cable LLC	Human Resources Services		S	146	81,111
Trans Bay Cable LLC	Information Technology Services		P	146	163
Trans Bay Cable LLC	Information Technology Services		S	146	153,441
Trans Bay Cable LLC	Power Delivery Support		P	146	6,821
Trans Bay Cable LLC	Power Delivery Support		S	146	93,077
Trelina Solar Energy Center LLC	Integrated Supply Chain Services		P	146	1,121
Trelina Solar Energy Center LLC	Integrated Supply Chain Services		S	146	14,989
Trinity Operating (USG) LLC	Allocate Telecommunication Costs		S	146	9,288
Trinity Operating (USG) LLC	Corporate Security Support		S	146	1,102
Trinity Operating (USG) LLC	General Counsel Services		P	146	137
Trinity Operating (USG) LLC	General Counsel Services		S	146	1,372
Trinity Operating (USG) LLC	Human Resources Services		P	146	3,887
Trinity Operating (USG) LLC	Human Resources Services		S	146	37,763
Trinity Operating (USG) LLC	Human Resources Services		S	232	1,190
Trinity Operating (USG) LLC	Information Technology Services		S	146	308,876
Tuscola Bay Wind LLC	Allocate Telecommunication Costs		S	146	8
Tuscola Bay Wind LLC	Corporate Security Support		S	146	2
Tuscola Bay Wind LLC	Human Resources Services		S	146	375
Tuscola Bay Wind LLC	Power Delivery Support		S	146	1,206
Tuscola Bay Wind LLC	Power Generation Support		S	146	1,261
Tuscola Wind II LLC	Allocate Telecommunication Costs		P	921	22
Tuscola Wind II LLC	Allocate Telecommunication Costs		S	146	535
Tuscola Wind II LLC	Power Delivery Support		S	146	1,206
Tuscola Wind II LLC	Power Generation Support		S	146	763
United HomeVu Illinois LLC	Information Technology Services		S	146	74
United HomeVu Illinois LLC	Sales Program Support		S	146	1,000
United HomeVu Ohio LLC	Sales Program Support		P	146	757
United HomeVu Ohio LLC	Sales Program Support		S	146	5,831
US Marcellus Gas Infrastructure LLC	Environmental Services		P	146	1,694
US Marcellus Gas Infrastructure LLC	Environmental Services		S	146	17,498
US Marcellus Gas Infrastructure LLC	General Counsel Services		P	146	2,873
US Marcellus Gas Infrastructure LLC	General Counsel Services		S	146	30,500
USG Energy Gas Producer Holdings LLC	Corporate Development Services		S	146	1,077
USG Energy Gas Producer Holdings LLC	Corporate Real Estate Services		S	146	4,386
USG Energy Gas Producer Holdings LLC	Corporate Security Support		P	146	384
USG Energy Gas Producer Holdings LLC	Corporate Security Support		S	146	5,449
USG Energy Gas Producer Holdings LLC	Information Technology Capital Support		S	146	6,000
USG Energy Gas Producer Holdings LLC	Information Technology Services		P	146	10,758
USG Energy Gas Producer Holdings LLC	Information Technology Services		S	146	768,883

ANALYSIS OF DIVERSIFICATION ACTIVITY
Summary of Affiliated Transfers and Cost Allocations

FLORIDA POWER & LIGHT COMPANY
For the Year Ended December 31, 2022

Name of Affiliate (a)	Type of Service and/or Name of Product (b)	Relevant Contract or Agreement and Effective Date (c)	Total Charge for Year		
			"P" or "S" (d)	Account Number (e)	Dollar Amount (f)
USG Energy Gas Producer Holdings LLC	Power Generation Capital Support		S	146	1,503
USG Properties Haynesville LLC	Allocate Telecommunication Costs		S	146	1,008
USG Properties Haynesville LLC	Corporate Real Estate Services		P	146	195
USG Properties Haynesville LLC	Corporate Real Estate Services		S	146	1,940
USource LLC	Marketing & Communication Services		S	146	7,718
USource LLC	Power Generation Support		P	146	164
USource LLC	Power Generation Support		S	146	9,036
Valley Farms Solar LLC	Information Technology Services		P	146	363
Valley Farms Solar LLC	Information Technology Services		S	146	29,462
Vasco Winds LLC	Allocate Telecommunication Costs		S	146	1,751
Vasco Winds LLC	Human Resources Services		S	146	375
Vasco Winds LLC	Power Delivery Support		S	146	1,206
Waco Solar LLC	Allocate Telecommunication Costs		S	146	3,610
Waco Solar LLC	Information Technology Services		S	146	34,071
Waco Solar LLC	Power Generation Capital Support		P	146	1,258
Waco Solar LLC	Power Generation Capital Support		S	146	18,228
Wadley Solar LLC	Information Technology Services		S	146	282
Wadley Solar LLC	Power Generation Capital Support		P	146	249
Wadley Solar LLC	Power Generation Capital Support		S	146	2,430
Walleye Wind LLC	Allocate Telecommunication Costs		S	146	1,385
Walleye Wind LLC	Environmental Services		P	146	62
Walleye Wind LLC	Environmental Services		S	146	603
Walleye Wind LLC	General Counsel Services		P	146	1,601
Walleye Wind LLC	General Counsel Services		S	146	15,955
Walleye Wind LLC	Information Technology Services		P	146	2,016
Walleye Wind LLC	Information Technology Services		S	146	20,497
Walleye Wind LLC	Power Generation Support		P	146	516
Walleye Wind LLC	Power Generation Support		S	146	9,249
Washington County Solar LLC	Information Technology Services		P	146	1,996
Washington County Solar LLC	Information Technology Services		S	146	54,429
Watkins Glen Solar Energy Center LLC	Integrated Supply Chain Services		P	146	1,348
Watkins Glen Solar Energy Center LLC	Integrated Supply Chain Services		S	146	13,699
Weatherford Wind LLC	Allocate Telecommunication Costs		S	146	2,196
Weatherford Wind LLC	Power Generation Support		S	146	5,396
Wessington Springs Wind LLC	Allocate Telecommunication Costs		S	146	8
Wessington Springs Wind LLC	Power Generation Support		S	146	970
Wessington Wind Energy Center LLC	Power Delivery Support		S	146	358
Wessington Wind Energy Center LLC	Power Generation Support		S	146	661
West Memphis Solar LLC	Engineering & Construction Support		P	146	1,058
West Memphis Solar LLC	Engineering & Construction Support		S	146	10,396

ANALYSIS OF DIVERSIFICATION ACTIVITY
Summary of Affiliated Transfers and Cost Allocations

FLORIDA POWER & LIGHT COMPANY
For the Year Ended December 31, 2022

Name of Affiliate (a)	Type of Service and/or Name of Product (b)	Relevant Contract or Agreement and Effective Date (c)	Total Charge for Year		
			"P" or "S" (d)	Account Number (e)	Dollar Amount (f)
West Texas Wind Energy Partners LP	Power Delivery Support		S	146	1,206
Westside Solar LLC	Allocate Telecommunication Costs		S	146	12
Westside Solar LLC	Power Generation Support		S	146	19,379
Wheatridge Solar Energy Center LLC	Allocate Telecommunication Costs		P	921	5
Wheatridge Solar Energy Center LLC	Allocate Telecommunication Costs		S	146	403
Wheatridge Solar Energy Center LLC	Power Generation Support		S	146	4,925
Wheatridge Wind Energy LLC	Allocate Telecommunication Costs		S	146	1,141
Wheatridge Wind Energy LLC	Integrated Supply Chain Services		P	146	74
Wheatridge Wind Energy LLC	Integrated Supply Chain Services		S	146	1,039
Wheatridge Wind II LLC	Allocate Telecommunication Costs		P	921	4
Wheatridge Wind II LLC	Allocate Telecommunication Costs		S	146	2,072
Wheatridge Wind II LLC	Information Technology Services		S	146	2,264
White Mesa Wind LLC	Allocate Telecommunication Costs		S	146	4,005
White Mesa Wind LLC	Engineering & Construction Support		P	146	492
White Mesa Wind LLC	Engineering & Construction Support		S	146	5,262
White Mesa Wind LLC	Power Generation Capital Support		P	146	69
White Mesa Wind LLC	Power Generation Capital Support		S	146	694
White Mesa Wind LLC	Power Generation Support		S	146	4,733
White Oak Energy LLC	Allocate Telecommunication Costs		S	146	8
White Oak Energy LLC	Power Delivery Support		S	146	1,206
White Oak Energy LLC	Power Generation Support		S	146	2,048
White Oak Solar LLC	Allocate Telecommunication Costs		S	146	2,077
White Oak Solar LLC	Power Delivery Support		P	146	231
White Oak Solar LLC	Power Delivery Support		S	146	3,416
White Oak Solar LLC	Power Generation Support		P	146	136
White Oak Solar LLC	Power Generation Support		S	146	19,408
White Pine Solar LLC	Allocate Telecommunication Costs		S	146	262
White Pine Solar LLC	Power Generation Support		P	146	371
White Pine Solar LLC	Power Generation Support		S	146	24,764
Wildcat Ranch Wind Project LLC	Allocate Telecommunication Costs		S	146	483
Wilmot Energy Center LLC	Allocate Telecommunication Costs		S	146	2,820
Wilmot Energy Center LLC	Engineering & Construction Support		S	146	985
Wilmot Energy Center LLC	Information Technology Services		S	146	1,108
Wilmot Energy Center LLC	Power Generation Support		S	146	897
Wilton Wind Energy I LLC	Allocate Telecommunication Costs		S	146	12
Wilton Wind Energy I LLC	Power Generation Support		S	146	1,632
Wilton Wind II LLC	Power Delivery Support		S	146	358
Windpower Partners 1993 LLC	Allocate Telecommunication Costs		S	146	254
Windpower Partners 1993 LLC	Power Delivery Support		S	146	1,206
Windpower Partners 1993 LLC	Sale of Asset/Inventory		S	146	32,106

ANALYSIS OF DIVERSIFICATION ACTIVITY
Summary of Affiliated Transfers and Cost Allocations

FLORIDA POWER & LIGHT COMPANY
For the Year Ended December 31, 2022

Name of Affiliate (a)	Type of Service and/or Name of Product (b)	Relevant Contract or Agreement and Effective Date (c)	Total Charge for Year		
			"P" or "S" (d)	Account Number (e)	Dollar Amount (f)
Windstar Energy LLC	Allocate Telecommunication Costs		S	146	1,187
Windstar Energy LLC	Power Generation Support		P	146	2,467
Windstar Energy LLC	Power Generation Support		S	146	47,337
Wolf Ridge Wind Energy LLC	Allocate Telecommunication Costs		S	146	2,988
Wolf Ridge Wind Energy LLC	Power Generation Support		S	146	875
Wolf Ridge Wind LLC	Power Delivery Support		S	146	1,206
Wolf Ridge Wind LLC	Power Generation Support		S	146	2,990
Woodward Mountain Wind LLC	Allocate Telecommunication Costs		S	146	650
Woodward Mountain Wind LLC	Power Delivery Support		S	146	400
Yellow Pine Solar LLC	Allocate Telecommunication Costs		S	146	1,227
Yellow Pine Solar LLC	Environmental Services		P	146	617
Yellow Pine Solar LLC	Environmental Services		S	146	6,194
Yellow Pine Solar LLC	Human Resources Services		S	146	4,686
Yellow Pine Solar LLC	Information Technology Services		P	146	2,712
Yellow Pine Solar LLC	Information Technology Services		S	146	82,775
Young Wind LLC	Allocate Telecommunication Costs		S	146	232
Young Wind LLC	Engineering & Construction Support		P	146	5,429
Young Wind LLC	Engineering & Construction Support		S	146	197,131
Young Wind LLC	Power Generation Support		S	146	4,752
Young Wind LLC	Sale of Asset/Inventory		S	146	381

Footnotes and General Comments:

Note 1: Services provided by FPL primarily include accounting, financial, consulting, human resources systems and programs, education and training, land management, legal, payroll, management and administrative, computer services, printing and duplicating, physical facilities, software maintenance and license fees.

Note 2: Services provided to affiliates are recorded in FERC account 146 (Accounts Receivable from Associated Companies). In FPL records, activity is netted at the GAAP account level before the balances are translated to FERC accounts, therefore the FERC account offset to account 146 is not separately identifiable.

Note 3: Column (c) Relevant Contract or Agreement and Effective Date - all activity between FPL and its affiliates is in accordance with FPL's Cost Allocation Manual (CAM)

Note 4: Column (c) Relevant Contract or Agreement and Effective Date - all activity between FPL and LoneStar Transmission LLC is governed by a Corporate Services Agreement dated 5/15/2003, which is in accordance with FPL's Cost Allocation Manual (CAM)

Note 5: Column (c) Relevant Contract or Agreement and Effective Date - all activity between FPL and Trans Bay Cable LLC is governed by a Corporate Services Agreement dated 10/30/2020, which is in accordance with FPL's Cost Allocation Manual (CAM)

Note 6: Column (c) Relevant Contract or Agreement and Effective Date - all activity between FPL and NextEra Energy Transmission New York Inc is governed by a Corporate Services Agreement dated 10/30/2021, which is in accordance with FPL's Cost Allocation Manual (CAM)

Note 7: Column (c) Relevant Contract or Agreement and Effective Date - all activity between FPL and NextEra Energy Transmission Southwest LLC is governed by a Corporate Services Agreement dated 1/5/2021, which is in accordance with FPL's Cost Allocation Manual (CAM)

General Comments:

Items exclude payments of cash collected on behalf of Affiliates.

**Analysis of Diversification Activity
Assets or Rights Purchased from or Sold to Affiliates**

**Florida Power & Light Company
For the Period Ended December 31, 2022**

Provide a summary of affiliated transactions involving asset transfers or the right to use assets.

Name of Affiliate	Description of Asset or Right	Cost/Orig. Cost	Accumulated Depreciation	Net Book Value	Fair Market Value	Purchase or Sales Price	Title Passed Yes/No
<u>Purchases/Transfers from Affiliates:</u>							
NextEra Energy Constructors, LLC	BATTERY	73,339		73,339	65,595	65,595	Yes
NextEra Energy Duane Arnold, LLC	PDA CID 753979-3 FLANG SOCKET WELD.	46		46	1,243	46	Yes
NextEra Energy Duane Arnold, LLC	PDA CID 179646-2 VALVE BALL	46		46	523	46	Yes
NextEra Energy Duane Arnold, LLC	PB CID 197311-1 O-RING KIT	46		46	0	0	Yes
NextEra Energy Point Beach, LLC	PB CID 9031120-2 Capacitor	1,701		1,701	959	959	Yes
NextEra Energy Point Beach, LLC	PB CID 9152375-4 VALVE	2,308		2,308	2,984	2,308	Yes
NextEra Energy Point Beach, LLC	PB CID'S 1746017-3	4		4	879	4	Yes
NextEra Energy Point Beach, LLC	PB CID'S 1746692-3	10		10	587	10	Yes
NextEra Energy Point Beach, LLC	PB CID'S 439268-3	5,431		5,431	5,700	5,431	Yes
NextEra Energy Point Beach, LLC	PB CID 6556939-1 BOLT ANCHOR.	385		385	757	385	Yes
NextEra Energy Point Beach, LLC	PB CID 9031515-2 RELAY	176		176	65	65	Yes
NextEra Energy Point Beach, LLC	PB CID 6556939-1 BOLT	216		216	140	140	Yes
NextEra Energy Point Beach, LLC	PB CID 1005341-3 CABLE	5,444		5,444	14,136	5,444	Yes
NextEra Energy Point Beach, LLC	PB CID 655116-1SCREW:SOCKET	125		125	30	30	Yes
NextEra Energy Point Beach, LLC	PB CID 9031609-4 O-RING	457		457	550	457	Yes
NextEra Energy Point Beach, LLC	PB CID 1680545-4 VALAVE GATE	4,292		4,292	9,600	4,292	Yes
NextEra Energy Point Beach, LLC	PB CID 6555098-1 ADAPTER	9,300		9,300	9,041	9,041	Yes
NextEra Energy Point Beach, LLC	PB CID 9032696-1 VALVE	795		795	1,572	795	Yes
NextEra Energy Point Beach, LLC	PB CID 9031120-2 CAPACITOR	1,315		1,315	715	715	Yes
NextEra Energy Point Beach, LLC	PB CID 9503499-4 GAUGE	139		139	207	139	Yes
NextEra Energy Seabrook Station, LLC	SEA CID 174197-2 HEATER ELECTRIC	102		102	2,144	102	Yes
NextEra Energy Seabrook Station, LLC	SEA CID 412181-1 Bolt, Anchor	49		49	4	4	Yes
NextEra Energy Seabrook Station, LLC	SEA CID 597789-3 Cloth	639		639	1,325	639	Yes
NextEra Energy Seabrook Station, LLC	SEA CID 450912-4 Relay: Dual, Time Delay, 600 V	223		223	180	180	Yes
NextEra Energy Seabrook Station, LLC	SEA CID 387606-4 Power Supply	8,399		8,399	7,475	7,475	Yes
NextEra Energy Seabrook Station, LLC	SEA CID 441791-1 Actuator	4,744		4,744	12,768	4,744	Yes
NextEra Energy Seabrook Station, LLC	SEA CID 388147-1 Spring Valve	842		842	100	100	Yes
NextEra Energy Seabrook Station, LLC	SEA CID 1712125-4 Transformer	179		179	228	179	Yes
NextEra Energy Seabrook Station, LLC	SEA CID 1725476-1 BOLT ANCHOR	206		206	214	206	Yes
NextEra Energy Seabrook Station, LLC	SEA CID 82083-4 DESCR: RTD	538		538	1,090	538	Yes
NextEra Energy Seabrook Station, LLC	SEA CID 4422464-VALVE SOLENOID	1,683		1,683	2,189	1,683	Yes
NextEra Energy Seabrook Station, LLC	SEA CID 33087-1 HEAT SHRINK	8,262		8,262	7,452	7,452	Yes
NextEra Energy Seabrook Station, LLC	SEA CID 27040-1 STEM	366		366	44,779	366	Yes
NextEra Energy Seabrook Station, LLC	SEA CID 441667-4 RESISTOR	3,872		3,872	8,560	3,872	Yes
NextEra Energy Seabrook Station, LLC	SEA CID 1726568-4	1,923		1,923	4,250	1,923	Yes
NextEra Energy Seabrook Station, LLC	SEA CID 1726570-4	442		442	938	442	Yes

**Analysis of Diversification Activity
Assets or Rights Purchased from or Sold to Affiliates**

**Florida Power & Light Company
For the Period Ended December 31, 2022**

Provide a summary of affiliated transactions involving asset transfers or the right to use assets.

Name of Affiliate	Description of Asset or Right	Cost/Orig. Cost	Accumulated Depreciation	Net Book Value	Fair Market Value	Purchase or Sales Price	Title Passed Yes/No
<u>Purchases/Transfers from Affiliates:</u>							
NextEra Energy Seabrook Station, LLC	SEA CID 27872-1 TRANSMITTER	12,539		12,539	26,505	12,539	Yes
NextEra Energy Seabrook Station, LLC	SEA CID 1014-1 ELECTRODE WELDING.	684		684	792	684	Yes
NextEra Energy Seabrook Station, LLC	SEA CID 10504-4 COUPLING	48		48	45	45	Yes
NextEra Energy Seabrook Station, LLC	SEA CID 7751-1 HEATER	58		58	27	27	Yes
NextEra Energy Seabrook Station, LLC	SEA CID 79878-1 U-BOLT	197		197	777	197	Yes
NextEra Energy Seabrook Station, LLC	SEA CID 414299-4 SPRING	60		60	120	60	Yes
NextEra Energy Seabrook Station, LLC	SEA CID 69491-4 SWITCH PRESSURE	502		502	2,620	502	Yes
NextEra Energy Seabrook Station, LLC	SEA CID 440138-1 HEAT SHRINK KIT	1,493		1,493	1,397	1,397	Yes
NextEra Energy Seabrook Station, LLC	SEA CID 440138-1 HEAT SHRINK KIT	528		528	466	466	Yes
NextEra Energy Seabrook Station, LLC	SEA CID 97938-1 MOTOR TYPE	75,154		75,154	168,049	75,154	Yes
NextEra Energy Seabrook Station, LLC	SEA CID 26017-4 GASKET	109		109	140	109	Yes
NextEra Energy Seabrook Station, LLC	SEA CID 1717943-1 THREADED ROD.	17,394		17,394	33,120	17,394	Yes
NextEra Energy Seabrook Station, LLC	SEA CID 371512-4 MEDIA AIRFIL TER.	1,454		1,454	1,260	1,260	Yes
NextEra Energy Point Beach, LLC	PB CID 6560389-1 Bolt, Anchor	220		220	7,364	220	Yes
Stanton Clean Energy, LLC	ASSEMBLY; MODIFIER: CENTRAL BASE	1,570		1,570	3,409	1,570	Yes
						237,431	

**Analysis of Diversification Activity
Assets or Rights Purchased from or Sold to Affiliates**

**Florida Power & Light Company
For the Period Ended December 31, 2022**

Provide a summary of affiliated transactions involving asset transfers or the right to use assets.

Name of Affiliate	Description of Asset or Right	Cost/Orig. Cost	Accumulated Depreciation	Net Book Value	Fair Market Value	Purchase or Sales Price	Title Passed Yes/No
Sales to Affiliates							
Bell Ridge Solar, LLC	BUS CND AL PIPE SCH80 5"NPS 40'L	24,980		24,980	46,090	46,090	Yes
Breckinridge Wind Project, LLC	WJRE/CABLE,BARELEC,7 STRAND SD,2AWG.CU	188		188	114	188	Yes
Breckinridge Wind Project, LLC	CON CU CMPR C-TYPE,#2 TO #2	16		16	9	16	Yes
Breckinridge Wind Project, LLC	CLMP,PG,GROG,GALV#4 CU TO 3/4-1GUY	40		40	34	40	Yes
Breckinridge Wind Project, LLC	ADP EYELINK FOR 30K LB BAND	85		85	120	120	Yes
Breckinridge Wind Project, LLC	ANC SCW MULTI HELIX GALV STEEL	835		835	739	835	Yes
Breckinridge Wind Project, LLC	THIMBLE.EYE GALV 1.06"GD 2.50"O LOOP	107		107	115	115	Yes
Breckinridge Wind Project, LLC	WIRE GUY GALVIA475t 3/4"D 19S,58.3K#	4,790		4,790	3,690	4,790	Yes
Breckinridge Wind Project, LLC	MARKER,GUY,POLY, 1"O, 100"L,ORNG/YLW STRIP	26		26	24	26	Yes
Breckinridge Wind Project, LLC	SHFT.ANC EXT.GALV.SQ 1-1/2"O S'L 40K#	214		214	174	214	Yes
Breckinridge Wind Project, LLC	ASSEMBLY POLE BAND LINK 30K LBS	825		825	746	825	Yes
Breckinridge Wind Project, LLC	LINK.POLE BAND 30K LBS RA TING	3,686		3,686	3,249	3,686	Yes
Clearwater Energy Resources LLC	INS SUSP SIL 500KV 175"L 380LK 50K#U	2,068		2,068	2,184	2,184	Yes
Clearwater Energy Resources LLC	CLV Y -Sf(T 52-8 2-13/1 S'L 50K#	2,256		2,256	1,607	2,256	Yes
Crystal Lake Wind Energy I, LLC	DE, OHGW, BTD, AL, 3X1673 #8,3#7, 7#7, 7#8, 19#9	197		197	205	205	Yes
Crystal Lake Wind Energy I, LLC	CLMP, ALUM, INSULATOR TOP, 556-568, 795-1431	353		353	302	353	Yes
Crystal Lake Wind Energy I, LLC	CLMP, SUSP, OHGW< AL< 3#8AW-19#9AW	699		699	604	699	Yes
Crystal Lake Wind Energy I, LLC	CLMP, SUSP, CND, AL, 336.4-652.4, W/ARMR, 25K	412		412	180	412	Yes
Crystal Lake Wind Energy I, LLC	SPL, CND, COMP, FT, AL 795ACSS	2,285		2,285	5,103	5,103	Yes
Crystal Lake Wind Energy I, LLC	CRTG, LG, YELLOW, USE W/WEDGE FIRING TOOL	64		64	44	64	Yes
Crystal Lake Wind Energy I, LLC	CON, AL, CMPR, H-TAP, 6-2 AL TP 3/0-4/0 AL	41		41	25	41	Yes
Crystal Lake Wind Energy I, LLC	CON, TRM, COMP, AL, 15D, 4HP, 795ACSR	258		258	213	258	Yes
Crystal Lake Wind Energy I, LLC	CON, PG, WEDGE, AL, AMPACT602283(W), OHGW/BD	21		21	17	21	Yes
Crystal Lake Wind Energy I, LLC	CON, PG, WEDGE, AL, AMPACT600411(B), OHGW/BD	26		26	22	26	Yes
Crystal Lake Wind Energy I, LLC	CON, TRM, COMP, AL, 15D, 4HP, 795ACSR-927AAAC	1,315		1,315	1,919	1,919	Yes
Crystal Lake Wind Energy I, LLC	DMPR, VIBR, PVC, 3/8" 7STR, 3X.167", 7#8, 7#7 AW	471		471	402	471	Yes
Crystal Lake Wind Energy I, LLC	SPLICE, CONDUCTOR; REPAIR, ARBUTUS; CON	607		607	1,354	1,354	Yes
Crystal Lake Wind Energy I, LLC	ROD, ARMR, PREF, LHL, AL, 50"l, OHGW, 7#8 AW	266		266	264	266	Yes
Crystal Lake Wind Energy I, LLC	STRP, GRD, OHGW, 24"L,#2-7S, "s" SHAPED, BKT	834		834	684	834	Yes
Crystal Lake Wind Energy I, LLC	CON, CU, CMPR, C-TYPE #6-4 TO #4	5		5	3	5	Yes
Crystal Lake Wind Energy I, LLC	CON, CU, CMPR, C-TYPE #2 TO #2	82		82	58	82	Yes
Crystal Lake Wind Energy I, LLC	CON, BNZ GRD TX TANK TO #6-#2 CU	250		250	214	250	Yes
Crystal Lake Wind Energy I, LLC	CON, TRMNL, COMPR, CABLE TO FLAT, #2 CU	185		185	124	185	Yes
Crystal Lake Wind Energy I, LLC	CLAMO; BOLTED SUSPENSION FIBEROP 0646'	3,394		3,394	2,940	3,394	Yes
Crystal Lake Wind Energy I, LLC	DE, OHGW, BLTD, GLV, 3/8"STL., 25#	371		371	374	374	Yes

**Analysis of Diversification Activity
Assets or Rights Purchased from or Sold to Affiliates**

**Florida Power & Light Company
For the Period Ended December 31, 2022**

Provide a summary of affiliated transactions involving asset transfers or the right to use assets.

Name of Affiliate	Description of Asset or Right	Cost/Orig. Cost	Accumulated Depreciation	Net Book Value	Fair Market Value	Purchase or Sales Price	Title Passed Yes/No
Sales to Affiliates							
Crystal Lake Wind Energy I, LLC	CLMP, SUSP, OHGW, GAL, .2"-.46", 16K #ULT	576		576	431	576	Yes
Crystal Lake Wind Energy I, LLC	CLV, Y-BALL, 52-5, 1.5" OW, 3.25" L, 3/4" BLT, 30	184		184	174	184	Yes
Crystal Lake Wind Energy I, LLC	CLV, THIMBLE, 35000 LB, GALV	176		176	144	176	Yes
Crystal Lake Wind Energy I, LLC	CLAMP; BOLTED SUSPENSION FIBEROP, 0646"	3,394		3,394	2,940	3,394	Yes
Crystal Lake Wind Energy I, LLC	DE, OHGW BLTD, GLV, 3/8" STL., 25K#	371		371	374	374	Yes
Crystal Lake Wind Energy I, LLC	CLMP, SUSP, OHGW, GAL, .2"-.46", 16K #ULT	576		576	431	576	Yes
Crystal Lake Wind Energy I, LLC	CLV, Y-BALL, 52-5, 1.5" OW, 3.25" L, 3/4" BLT, 30	184		184	174	184	Yes
Crystal Lake Wind Energy I, LLC	CLV, THIMBLE, 35000 LB, GALV	176		176	144	176	Yes
Crystal Lake Wind Energy I, LLC	ROD, GRD, BRZ, COUPLING	9		9	7	9	Yes
Crystal Lake Wind Energy I, LLC	CLV, Y-EYE, 0DEG, 3/4" EW, 11"L, 3/4" PIN, 30K#U	439		439	390	439	Yes
Crystal Lake Wind Energy I, LLC	INS, LPOST, POLY, 138/230KV, 96", 700#UT, JMPR	15,702		15,702	14,825	15,702	Yes
Crystal Lake Wind Energy I, LLC	BOLT, MA, SS, 1/2' X1-1/2", HEX HD W/NUT	94		94	60	94	Yes
Crystal Lake Wind Energy I, LLC	CON,TRM, BLTD, GV, 15D, 1HP.#4-2/0 CU 7/8" BLT	200		200	201	201	Yes
Crystal Lake Wind Energy I, LLC	THIMBLE, EYE, GALV, 1.06" GD, 2.50" D LOOP	1,568		1,568	1,415	1,568	Yes
Crystal Lake Wind Energy I, LLC	WIRE, OHGW, ALWLD, 7#8s, 3/8" D, 15, 930# RBS	10,500		10,500	5,425	10,500	Yes
Crystal Lake Wind Energy I, LLC	NUT, SQ, GALV (A563), 1"D, 8 UNC THD	12		12	13	13	Yes
Crystal Lake Wind Energy I, LLC	PLT, YOKE, GALV, 1/2" THK, 6-1/4" X18" SPC, 40K#	908		908	894	908	Yes
Crystal Lake Wind Energy I, LLC	MARKER, GUY, POLY, 1"D, 100"L, ORNG/YLW STRIP	86		86	83	86	Yes
Crystal Lake Wind Energy I, LLC	SHFT, ANC, EXT, GALV, SQ, 1-1/2"D, 3'6"L, 40K#	478		478	426	478	Yes
Crystal Lake Wind Energy I, LLC	SHFT, ANC, EXT, GALV, SQ, 1-1/2"D, 5"L, 40K#	866		866	872	872	Yes
Crystal Lake Wind Energy I, LLC	SHFT, ANC, EXT, GALV, SQ, 1-1/2"D, 7"L, 40K#	685		685	721	721	Yes
Crystal Lake Wind Energy I, LLC	SHKL, ANC, GALV, 3/4"W, 2-3/4"L, 5/8"BLT, 30K	636		636	621	636	Yes
Crystal Lake Wind Energy I, LLC	SHKL, ANC, GALV, 7/8"W, 2-13/16"L, 5/8" BT, 25	92		92	78	92	Yes
Crystal Lake Wind Energy I, LLC	WSHR, LCK, SPRG, 304SS, 1/2" BLT	33		33	8	33	Yes
Crystal Lake Wind Energy I, LLC	WASHER, STAINLESS STEEL 1/2 BOLT .078	31		31	7	31	Yes
Crystal Lake Wind Energy I, LLC	WSHR, FLT, SQ, GALV, 4' SQ, 3/4" BLT, 1/2"THK	2,586		2,586	5,622	5,622	Yes
Crystal Lake Wind Energy I, LLC	WASHER, SQUARE, GALV STEEL, 4", 15/16" HOLE	779		779	585	779	Yes
Crystal Lake Wind Energy I, LLC	WSHR, LCK, HEL SPRG, GALV, 7/8" BLT	152		152	66	152	Yes
Crystal Lake Wind Energy I, LLC	WSHR, LCK, HEL SPRG, GALV, 1" BLT	8		8	4	8	Yes
Crystal Lake Wind Energy I, LLC	WSHR, LCK, HEL SPRG, GALV, 3/4" BLT	135		135	66	135	Yes
Crystal Lake Wind Energy I, LLC	SHFT, ANC, EXT, GALV, SQ, 1-1/2"D, 3'6"L, 40K#	478		478	426	478	Yes
Crystal Lake Wind Energy I, LLC	CLMP, SUSPENSION, 556.5 KCML ACSS/AW	27,065		27,065	22,706	27,065	Yes
Crystal Lake Wind Energy I, LLC	PLT, YOKE, RECT, GALV, 3/4" THK, 50K, 5-1/2" X18	2,103		2,103	1,758	2,103	Yes
Golden Hills North Wind, LLC	STUD:GROUNDING STUD, ALUMINUM,NEMA, TWO-	473		473	225	473	Yes
Hancock County Wind, LLC	WIRE, CND, AL, BARE, 1272ACSR-AW 54/19, 1.38"D	37,728		37,728	38,121	38,121	Yes
Hancock County Wind, LLC	CON,PG, WEDGE, AL, VAR TRANSMISSION CND	9,106		9,106	8,963	9,106	Yes
Hancock County Wind, LLC	LINK, EXT, CLV EYE, GALV, 13"L, 30K#	598		598	740	740	Yes

**Analysis of Diversification Activity
Assets or Rights Purchased from or Sold to Affiliates**

**Florida Power & Light Company
For the Period Ended December 31, 2022**

Provide a summary of affiliated transactions involving asset transfers or the right to use assets.

Name of Affiliate	Description of Asset or Right	Cost/Orig. Cost	Accumulated Depreciation	Net Book Value	Fair Market Value	Purchase or Sales Price	Title Passed Yes/No
Sales to Affiliates							
NextEra Energy Point Beach, LLC	PSL CID 366220-3 FOAM RTV SILICONE	419		419	357	419	Yes
NextEra Energy Point Beach, LLC	PTN TO PB 314171-4	680		680	1,418	1,418	Yes
NextEra Energy Point Beach, LLC	CJD 316032-1 CONNECTOR	57		57	64	64	Yes
NextEra Energy Point Beach, LLC	CID 350576-1 REDUCER	116		116	34	116	Yes
NextEra Energy Point Beach, LLC	PSL CID 377430-4 DIAPHRAGM.	164		164	139	164	Yes
NextEra Energy Point Beach, LLC	PSL CID 202183-3 STEM ACTUATOR.	128		128	155	155	Yes
NextEra Energy Point Beach, LLC	PTN CID 319845-3 DIAPHRAGM	857		857	890	890	Yes
NextEra Energy Point Beach, LLC	PSL CID 366621-1 GREASE TUBES	317		317	275	317	Yes
NextEra Energy Point Beach, LLC	PSL CID 1768524-3 HOSE	2,569		2,569	2,561	2,569	Yes
NextEra Energy Point Beach, LLC	PTN CID 1762672-4 FILTER	157		157	247	247	Yes
NextEra Energy Point Beach, LLC	PTN CID 325730-2 HOSE	1,022		1,022	931	1,022	Yes
NextEra Energy Point Beach, LLC	PTN CID 316032-1 CONNECTOR	80		80	64	80	Yes
NextEra Energy Point Beach, LLC	PTN CID 350678-1 REDUCER	139		139	34	139	Yes
NextEra Energy Point Beach, LLC	CARD: TYPE: FLASH SIZE: NIA: MATERIAL:	818		818	3,432	3,432	Yes
NextEra Energy Point Beach, LLC	PTN CID 344879-3 BREAKER.	270		270	320	320	Yes
NextEra Energy Point Beach, LLC	PSL CID 366220-3 FOAM.	1,915		1,915	4,172	4,172	Yes
NextEra Energy Point Beach, LLC	PSL CID 239378-2 O-RING	94		94	107	107	Yes
NextEra Energy Point Beach, LLC	PSL CID 1833344-4 ANTENNA	9,747		9,747	8,722	9,747	Yes
NextEra Energy Point Beach, LLC	PSL CID 1833338-4 MONITOR	52,609		52,609	94,500	94,500	Yes
NextEra Energy Point Beach, LLC	PSL CID 345191-1 RELAY.	1,551		1,551	2,062	2,062	Yes
NextEra Energy Seabrook Station, LLC	PSL CID 209176-3 CHEMICAL	583		583	650	650	Yes
NextEra Energy Seabrook Station, LLC	PSL CID 412214-1 BOLT	737		737	1,544	1,544	Yes
NextEra Energy Seabrook Station, LLC	PSL CID 307005-4 ADAPTER	81		81	41	81	Yes
NextEra Energy Seabrook Station, LLC	PSL CID 315039-1 KIT MOTOR.	2,222		2,222	4,556	4,556	Yes
NextEra Energy Seabrook Station, LLC	PSL CID 331370-4 WASHER	49		49	1,208	1,208	Yes
NextEra Energy Seabrook Station, LLC	PTN CID 339323-2 DRYER.	332		332	639	639	Yes
NextEra Energy Seabrook Station, LLC	PTN CID 47692-4 PUMP-KIT	568		568	380	568	Yes
NextEra Energy Seabrook Station, LLC	PSL CID 66450-4 REDUCER, CONDUIT	94		94	116	116	Yes
NextEra Energy Seabrook Station, LLC	PSL CID 367608-2 HEATER, OVERLOAD RELAY	82		82	37	82	Yes
NextEra Energy Seabrook Station, LLC	PSL CID 314808-1 KIT MOTOR	2,893		2,893	2,863	2,893	Yes
NextEra Energy Seabrook Station, LLC	PTN CID 369780-1 BLOCK TERMINAL	532		532	571	571	Yes
NextEra Energy Seabrook Station, LLC	PSL CID 344741-1 RELAY	2,050		2,050	1,847	2,050	Yes
NextEra Energy Seabrook Station, LLC	CORD:PATCH 36" LG POLYETHYLENE	185		185	72	185	Yes
NextEra Energy Seabrook Station, LLC	PSL CID 367583-1 HEATER	91		91	579	579	Yes
NextEra Energy Seabrook Station, LLC	PTN CID 345177-2 RELAY	1,365		1,365	889	1,365	Yes
NextEra Energy Seabrook Station, LLC	PSL CID 84960-1 BOARD	8,041		8,041	15,361	15,361	Yes
NextEra Energy Seabrook Station, LLC	PTN CID 335854-1 NUT.	72		72	59	72	Yes

**Analysis of Diversification Activity
Assets or Rights Purchased from or Sold to Affiliates**

**Florida Power & Light Company
For the Period Ended December 31, 2022**

Provide a summary of affiliated transactions involving asset transfers or the right to use assets.

Name of Affiliate	Description of Asset or Right	Cost/Orig. Cost	Accumulated Depreciation	Net Book Value	Fair Market Value	Purchase or Sales Price	Title Passed Yes/No
Sales to Affiliates							
NextEra Energy Seabrook Station, LLC	PTN CID 412177-3 BOLT	89		89	96	96	Yes
NextEra Energy Seabrook Station, LLC	PSL CID 412177-3 BOLT	75		75	64	75	Yes
NextEra Energy Seabrook Station, LLC	PSL CID 219013-2 TAPE	739		739	563	739	Yes
NextEra Energy Seabrook Station, LLC	PSL CID 219013-2 TAPE	271		271	291	291	Yes
NextEra Energy Seabrook Station, LLC	PSL CID 428958-3 DETECTOR	1,581		1,581	1,394	1,581	Yes
NextEra Energy Seabrook Station, LLC	PSL CID 428958-3 DETECTOR	3,161		3,161	2,788	3,161	Yes
NextEra Energy Transmission New York, Inc	MODEM, FIBER OPTIC EIA232, SEL-2812MRXO	1,486		1,486	1,486	1,486	Yes
NextEra Energy Transmission New York, Inc	MODEM, FIBER OPTIC EIA232, SEL-2812MTXO	1,487		1,487	1,487	1,487	Yes
Stanton Clean Energy, LLC	MOTOR:AC 100HP 460VAC 3 PH	18,801		18,801	16,785	18,801	Yes
Sunlight Storage, LLC	SW:D1SC,AL,242KV,3000A,VB,SLNT LEG.DS28M	10,912		10,912	15,344	15,344	Yes
Taylor Creek Solar, LLC	KIT:TERMINATION T-BODY KIT 600 A WIRE	329		329	236	329	Yes
Windpower Partners 1993, LLC	TX:AR 1PH 12KV 50KVA 120/240V	1,483		1,483	1,300	1,483	Yes
Windpower Partners 1993, LLC	BKR,CRCT,FEEDER,1200A,15.5KV,3 POLE25KA	21,233		21,233	26,688	26,688	Yes
Windpower Partners 1993, LLC	TX,STA SERV,23900/13800V,50KVA W/TAPS2B	1,805		1,805	3,935	3,935	Yes
						430,460	

Florida Power & Light Company
For the Year Ended December 31, 2022

List Employees earning more than \$30,000 annually transferred from/to the utility from/to an affiliate company.

<u>Employee</u>	<u>Company Transferred from</u>	<u>Company Transferred to</u>	<u>Old Job Assignment</u>	<u>New Job Assignment</u>	<u>Transfer</u>
10082596	Florida City Gas	Florida Power & Light Company	EEP Program Manager	Lead Project Manager	Permanent
10086580	Florida City Gas	Florida Power & Light Company	Technical Specialist II - Dsbn	Technical Specialist I - Dsbn	Permanent
10090016	Florida City Gas	Florida Power & Light Company	Sr Accountant	Sr Accountant	Permanent
34011	Florida City Gas	Florida Power & Light Company	Leak Survey Tech	Assoc Nuclear Plant Oper (S)	Permanent
10082585	Florida City Gas	Florida Power & Light Company	Crew Lead II	Helper	Permanent
77389	Florida Power & Light Company	NextEra Project Mgmt	PGD Business Analyst	Sales Development Rep	Permanent
10091390	Florida Power & Light Company	NextEra Energy Resources, LLC	Returning Fall College Intern	Associate Communication Specialist	Permanent
11943	Florida Power & Light Company	FPL Energy Services, Inc	Senior IT Business Systems Analyst	Principal IT Business Systems Analyst	Permanent
16242	Florida Power & Light Company	NextEra Energy Resources, LLC	Sr HR Business Partner	Sr HR Business Partner	Permanent
27353	Florida Power & Light Company	NextEra Energy Resources, LLC	Sr HR Business Partner	Sr HR Business Partner	Permanent
43291	Florida Power & Light Company	Palms Management Services, LLC	Senior Project Manager Development	Manager Structure/Origination - Strategi	Permanent
44141	Florida Power & Light Company	NextEra Energy Resources, LLC	Agile Delivery Manager	Agile Delivery Manager	Permanent
74110	Florida Power & Light Company	NextEra Energy Resources, LLC	Senior IT Technology Specialist	IT Technology Leader	Permanent
79559	Florida Power & Light Company	NextEra Energy Resources, LLC	Sr Business Specialist	Senior Project Management Consultant - E&C	Permanent
10081725	Florida Power & Light Company	NextEra Energy Resources, LLC	Principal Business Analyst - Dsbn	Business Manager	Permanent
10086769	Florida Power & Light Company	NextEra Energy Resources, LLC	PGD Engineering Leader	PGD Business Services Leader	Permanent
10087127	Florida Power & Light Company	NextEra Energy Resources, LLC	PGD Engineer	PGD Engineer	Permanent
10090936	Florida Power & Light Company	NextEra Project Mgmt	Communication Specialist	Sr Regulatory Affairs Analyst & Manager,	Permanent
15090	Florida Power & Light Company	NextEra Transmission, LLC	Director Strategic Initiatives	Director Strategic Initiatives	Permanent
20149	Florida Power & Light Company	NextEra Energy Resources, LLC	Agile Delivery Manager	IT Technology Director	Permanent
23794	Florida Power & Light Company	Lone Star Transmission, LLC	Sr Engineer (GCS)	Sr Engineer Control Center	Permanent
29080	Florida Power & Light Company	NextEra Energy Resources, LLC	Sr Project Manager - E&C	Sr Project Manager - E&C	Permanent
73208	Florida Power & Light Company	NextEra Energy Resources, LLC	Principal PGD Engineer	Principal Sourcing Specialist	Permanent
77667	Florida Power & Light Company	NextEra Project Mgmt	N Training Mtn/Technical Supervisor	N On-Line Manager (N)	Permanent
79662	Florida Power & Light Company	NextEra Energy Resources, LLC	Accountant I	Accountant I	Permanent
79735	Florida Power & Light Company	NextEra Operating Svcs	Sourcing Specialist I	PGD Sr. Business Analyst	Permanent
10082686	Florida Power & Light Company	NextEra Energy Resources, LLC	Engineer II - Dsbn	Engineer I	Permanent
10086621	Florida Power & Light Company	NextEra Energy Resources, LLC	Agile Leader	Agile Leader	Permanent
10087401	Florida Power & Light Company	NextEra Analytics Inc	Associate Engineer	Associate Resource Modeling Analyst	Permanent
10090166	Florida Power & Light Company	NextEra Energy Resources, LLC	Associate Environmental Specialist	Environmental Specialist II	Permanent
10092106	Florida Power & Light Company	NextEra Energy Marketing, LLC	Technical Accounting Project Manager	Project Manager, Technical Accounting	Permanent
10092470	Florida Power & Light Company	NextEra Energy Resources, LLC	Project Manager - E&C	Project Manager - E&C	Permanent
10092606	Florida Power & Light Company	NextEra Energy Resources, LLC	Assoc Recruiting & Placement Spec	Assoc Recruiting & Placement Spec	Permanent
10092666	Florida Power & Light Company	NextEra Energy Resources, LLC	Associate Business Analyst	Associate Business Analyst	Permanent
31555	Florida Power & Light Company	NextEra Project Mgmt	N Performance Analyst Senior	N Work Week Coordinator	Permanent
73303	Florida Power & Light Company	NextEra Operating Svcs	PGD Central Maintenance Leader	Wind Site Manager	Permanent
74623	Florida Power & Light Company	NextEra Energy Resources, LLC	Administrative Technician	Associate Business Analyst	Permanent
78115	Florida Power & Light Company	NextEra Energy Resources, LLC	Sr Financial Analyst	Principal IT Business Systems Analyst	Permanent
79040	Florida Power & Light Company	NextEra Project Mgmt	Senior Manager, Federal Government Affai	Director - Regulatory/Legis	Permanent
10088945	Florida Power & Light Company	NextEra Energy Resources, LLC	PGD Central Maintenance Specialist	PGD Engineer	Permanent
10090980	Florida Power & Light Company	NextEra Energy Resources, LLC	Communication Specialist	Communication Specialist	Permanent
10091834	Florida Power & Light Company	NextEra Energy Marketing, LLC	Accountant I	Trading Analyst - NextEra	Permanent
10093223	Florida Power & Light Company	NextEra Energy Resources, LLC	Senior Manager Tax	Senior Manager Tax	Permanent
13669	Florida Power & Light Company	NextEra Energy Resources, LLC	Mgr Accounting Asset Recovery & Analysis	Mgr Accounting Asset Recovery & Analysis	Permanent
27565	Florida Power & Light Company	NextEra Point Beach	N Engineer Senior	N Engineer Senior	Permanent
28130	Florida Power & Light Company	FPL Energy Services, Inc	Sr Product Manager - Commercial	Supervisor Pricing, Analysis & Contracts	Permanent
29158	Florida Power & Light Company	NextEra Project Mgmt	N Planner Scheduler Senior	N Work Week Coordinator	Permanent
29966	Florida Power & Light Company	NextEra Project Mgmt	N Engineering Supervisor - Electrical	N Engineering Manager	Permanent
33866	Florida Power & Light Company	NextEra Energy Seabrook, LLC	N Engineering Supervisor	N Engineering Supervisor	Permanent
34215	Florida Power & Light Company	NextEra Point Beach	N Engineering Manager	N Engineering Supervisor	Permanent

<u>Employee</u>	<u>Company Transferred from</u>	<u>Company Transferred to</u>	<u>Old Job Assignment</u>	<u>New Job Assignment</u>	<u>Transfer</u> <u>Permanent or</u> <u>Temporary and</u> <u>Duration</u>
74591	Florida Power & Light Company	NextEra Analytics Inc	Sr Director Development	Sr Director, Software Sales & Customer S	Permanent
75197	Florida Power & Light Company	NextEra Energy Resources, LLC	Sourcing Specialist I	Sourcing Specialist I	Permanent
75781	Florida Power & Light Company	NextEra Energy Seabrook, LLC	N Planner Scheduler II	N Engineering Analyst Senior	Permanent
76075	Florida Power & Light Company	NextEra Energy Resources, LLC	Technical Specialist II - T/S	Supply Chain Specialist	Permanent
77808	Florida Power & Light Company	NextEra Energy Resources, LLC	Secretary to the Exec VP, Finance and CF	Secretary to the President and CEO NEER	Permanent
78913	Florida Power & Light Company	NextEra Energy Seabrook, LLC	N Performance Analyst Senior	N Min Planning Section Supervisor	Permanent
10082153	Florida Power & Light Company	NextEra Project Mgmt	N Engineer Associate	PGD Engineer	Permanent
10086568	Florida Power & Light Company	NextEra Energy Resources, LLC	Sr Communication Specialist (Rotation)	Sr Communication Specialist	Permanent
10087275	Florida Power & Light Company	NextEra Energy Resources, LLC	Sr Accountant	Sr Accountant	Permanent
10087590	Florida Power & Light Company	NextEra Energy Resources, LLC	Sr Accountant	Sr Accountant	Permanent
10089631	Florida Power & Light Company	FPL Energy Services, Inc	Administrative Technician	Executive Administrative Assistant	Permanent
10090765	Florida Power & Light Company	NextEra Energy Seabrook, LLC	N Project Manager	N Engineering Supervisor	Permanent
10583	Florida Power & Light Company	NextEra Project Mgmt	N Scheduler Senior	N Planner Scheduler Senior	Permanent
19831	Florida Power & Light Company	NextEra Energy Resources, LLC	Sr Director Environmental Services	Sr Director Environmental Services	Permanent
22353	Florida Power & Light Company	NextEra Energy, Inc	Administrative Specialist I	Administrative Technician	Permanent
75566	Florida Power & Light Company	NextEra Energy Resources, LLC	Engineer I - T/S	Engineer I - T/S	Permanent
78873	Florida Power & Light Company	NextEra Energy Resources, LLC	Sr Manager Special Projects	Sr Manager Special Projects	Permanent
79455	Florida Power & Light Company	NextEra Energy Resources, LLC	Sr Resource Optimization Coordinator	Sr PGD Engineer	Permanent
10086168	Florida Power & Light Company	NextEra Energy Resources, LLC	Senior IT Business Systems Analyst	Senior IT Business Systems Analyst	Permanent
10087304	Florida Power & Light Company	NextEra Energy Resources, LLC	Sr Property Tax Analyst	Project Manager Development	Permanent
10087782	Florida Power & Light Company	NextEra Energy Resources, LLC	Sourcing Specialist I	Sourcing Specialist I	Permanent
10087792	Florida Power & Light Company	NextEra Energy Resources, LLC	Sourcing Specialist II	Sourcing Specialist I	Permanent
10089447	Florida Power & Light Company	NextEra Energy Resources, LLC	PGD Engineer	PGD Engineer	Permanent
10090632	Florida Power & Light Company	NextEra Energy Resources, LLC	Associate Sourcing Specialist	Sourcing Specialist II	Permanent
23475	Florida Power & Light Company	FPL Energy Services, Inc	Sr Regulatory Affairs Analyst	Lead Project Manager	Permanent
25169	Florida Power & Light Company	NextEra Project Mgmt	Principal PGD Engineer	Principal PGD Engineer	Permanent
27034	Florida Power & Light Company	Palms Management Services, LLC	Sr Paralegal	Sr Risk Management Analyst	Permanent
41889	Florida Power & Light Company	NextEra Energy Resources, LLC	Dir of Public & Community Engagement	Director Development	Permanent
42451	Florida Power & Light Company	NextEra Energy Resources, LLC	Customer Advisor II	Business Analyst II	Permanent
76585	Florida Power & Light Company	NextEra Energy Resources, LLC	Sourcing Specialist II	Project Manager Development	Permanent
77599	Florida Power & Light Company	NextEra Energy Resources, LLC	Sr Engineer - T/S	Sr Engineer - T/S	Permanent
79243	Florida Power & Light Company	FPL Energy Services, Inc	Production Lead - Dsbn	Lead Project Manager	Permanent
10086734	Florida Power & Light Company	NextEra Energy Resources, LLC	Inventory Services Supv	PGD Business Services Leader	Permanent
10087087	Florida Power & Light Company	NextEra Point Beach	Associate Engineer	N Engineer Associate	Permanent
10087825	Florida Power & Light Company	NextEra Energy Marketing, LLC	Director of Trust Fund Investment	Director Structure/Origination	Permanent
10090289	Florida Power & Light Company	NextEra Operating Srvs	PGD Engineer	Sr PGD Engineer	Permanent
21341	Florida Power & Light Company	NextEra Point Beach	N Engineer Principal	N Engineer Principal	Permanent
23808	Florida Power & Light Company	NextEra Energy Marketing, LLC	Manager Business Services - PD	Sr. Manager Credit Risk	Permanent
32977	Florida Power & Light Company	NextEra Transmission, LLC	Regulatory Program Manager	Customer Service Manager	Permanent
35862	Florida Power & Light Company	NextEra Energy Resources, LLC	Sr Director of Digital Transformation	Executive Director, Commercial & Industr	Permanent
36090	Florida Power & Light Company	NextEra Energy Resources, LLC	Business Analyst I	Sr Business Analyst	Permanent
43322	Florida Power & Light Company	NextEra Energy Resources, LLC	Principal Financial Analyst	Regional Controller - NextEra	Permanent
69809	Florida Power & Light Company	NextEra Transmission, LLC	VP Development - FPL	President, NextEra Energy Transmission	Permanent
72527	Florida Power & Light Company	Palms Management Services, LLC	Sr Rate Analyst	Associate Manager Insurance Origination	Permanent
74347	Florida Power & Light Company	NextEra Energy Resources, LLC	Principal Accountant	Accounting Supervisor - NextEra	Permanent
75198	Florida Power & Light Company	FPL Energy Services, Inc	Associate Special Events Manager, Manate	Project Manager II	Permanent
79328	Florida Power & Light Company	NextEra Energy Resources, LLC	Sr Legal Assistant	Sr Legal Assistant	Permanent
79405	Florida Power & Light Company	NextEra Transmission, LLC	Executive Administrative Assistant	Executive Administrative Assistant	Permanent
10083000	Florida Power & Light Company	NextEra Energy Resources, LLC	Agile Leader	Agile Coach Enterprise	Permanent
10089127	Florida Power & Light Company	NextEra Energy Resources, LLC	Communication Specialist	Communication Specialist	Permanent
10089928	Florida Power & Light Company	FPL Energy Services, Inc	IT Programmer Analyst	IT Programmer Analyst	Permanent
10091709	Florida Power & Light Company	NextEra Energy Seabrook, LLC	N Engineer Senior	N Engineer Senior	Permanent
16672	Florida Power & Light Company	FPL Energy Services, Inc	Lead Account Specialist	Rotational Assignment - FPL (NE)	Permanent
17354	Florida Power & Light Company	NextEra Energy Resources, LLC	Sr Engineer - T/S	Principal Engineer	Permanent
19025	Florida Power & Light Company	NextEra Analytics Inc	Customer Experience Journey Architect	Customer Experience Journey Architect	Permanent

<u>Employee</u>	<u>Company Transferred from</u>	<u>Company Transferred to</u>	<u>Old Job Assignment</u>	<u>New Job Assignment</u>	<u>Transfer Permanent or Temporary and Duration</u>
23292	Florida Power & Light Company	Florida City Gas	Sr Business Analyst	Leader Retail Operations	Permanent
32111	Florida Power & Light Company	NexEra Point Beach	Maintenance Mechanical Dept Head	N Project Manager Senior	Permanent
35587	Florida Power & Light Company	NexEra Energy Resources, LLC	Lead Economic Development Project Mgr	Manager Strategic Initiatives	Permanent
36460	Florida Power & Light Company	NexEra Energy Resources, LLC	PGD Regional Plant General Manager-East	Senior Director Wind Operations North	Permanent
42615	Florida Power & Light Company	NexEra Operating Svcs	PGD Central Maintenance Manager	Regional Manager II	Permanent
75323	Florida Power & Light Company	NexEra Energy Resources, LLC	NexEra Energy Resources, LLC	Sr Learning & Development Consultant	Permanent
10086776	Florida Power & Light Company	NexEra Project Mgmt	PGD Technical Services Specialist	PGD Technical Services Specialist	Permanent
10087105	Florida Power & Light Company	NexEra Operating Svcs	Sr Internal Auditor	PGD Sr. Business Analyst	Permanent
10088229	Florida Power & Light Company	Florida City Gas	Sr Accounting Technician	Business Analyst II	Permanent
11206	Florida Power & Light Company	NexEra Energy Marketing, LLC	Director Risk Management	Director of Forecasting	Permanent
22882	Florida Power & Light Company	NexEra Project Mgmt	Lead Business Spec	Customer Experience Journey Architect	Permanent
33726	Florida Power & Light Company	NexEra Energy Resources, LLC	IT Technology Manager	IT Technology Manager	Permanent
36541	Florida Power & Light Company	NexEra Energy Resources, LLC	Senior Agile Coach	Agile Leader	Permanent
73121	Florida Power & Light Company	NexEra Energy Resources, LLC	Mgr Regulatory Reporting & Process Impro	Director External Reporting	Permanent
76526	Florida Power & Light Company	NexEra Energy Resources, LLC	Sr Financial Analyst	Lead Project Manager Development	Permanent
80700	Florida Power & Light Company	NexEra Project Mgmt	Principal Financial Analyst	Supervisor Credit Risk	Permanent
10081947	Florida Power & Light Company	NexEra Analytics Inc	Manager FP&A	Manager Wind Analytics	Permanent
10087098	Florida Power & Light Company	NexEra Energy Resources, LLC	Senior IT Business Systems Analyst	Principal IT Business Systems Analyst	Permanent
10087570	Florida Power & Light Company	NexEra Energy Resources, LLC	Associate Business Analyst	Business Analyst III	Permanent
10089008	Florida Power & Light Company	NexEra Energy Resources, LLC	Sourcing Specialist II	Financial Analyst II	Permanent
17987	Florida Power & Light Company	NexEra Energy Resources, LLC	Administrative Technician	Learning & Development Consultant I	Permanent
28893	Florida Power & Light Company	NexEra Energy Resources, LLC	Lead Customer Experience Specialist	Lead Project Manager	Permanent
34044	Florida Power & Light Company	NexEra Energy Resources, LLC	Project Manager - Program Management	Lead Project Manager	Permanent
42248	Florida Power & Light Company	FPL Energy Services, Inc	Rotational Assignment - FPL (NE)	Contract Specialist I - Dsbn	Permanent
73310	Florida Power & Light Company	NexEra Energy Resources, LLC	Senior Scrum Master	Agile Leader	Permanent
75581	Florida Power & Light Company	NexEra Point Beach	N Engineering Manager	N Engineering Manager	Permanent
10082070	Florida Power & Light Company	NexEra Energy Resources, LLC	Sr Project Management Consultant - E&C	Sr Project Management Consultant - E&C	Permanent
10082085	Florida Power & Light Company	NexEra Energy Resources, LLC	Strategic Programs Lead	Manager Strategic Initiatives	Permanent
10082901	Florida Power & Light Company	NexEra Project Mgmt	Engineer II - Dsbn	Resource Modeling Analyst	Permanent
10089275	Florida Power & Light Company	NexEra Energy Resources, LLC	Sr Manager Strategic Initiatives	Director Development	Permanent
10089532	Florida Power & Light Company	NexEra Energy Resources, LLC	Associate Business Analyst	Business Analyst II	Permanent
10089596	Florida Power & Light Company	NexEra Energy Resources, LLC	Quality Program Manager	Project Director Development	Permanent
10091301	Florida Power & Light Company	Florida City Gas	Associate Engineer	Assoc Engineer - Dsbn	Permanent
10093248	Florida Power & Light Company	NexEra Project Mgmt	Financial Analyst I	Project Management Consultant - E&C	Permanent
29276	Florida Power & Light Company	NexEra Operating Svcs	PGD Plant Manager	PGD Plant General Manager	Permanent
32105	Florida Power & Light Company	NexEra Energy Resources, LLC	Intermediate Internal Auditor	Financial Controller I	Permanent
35042	Florida Power & Light Company	NexEra Energy Seabrook, LLC	N Outage Lead Supervisor	N Outage Lead Supervisor	Permanent
72722	Florida Power & Light Company	NexEra Point Beach	N Safety Assurance and Learning Site Dir	N Safety Assurance and Learning Site Dir	Permanent
76801	Florida Power & Light Company	Florida City Gas	Sr Manager Organizational Effectiveness	N Training Site Manager	Permanent
79816	Florida Power & Light Company	NexEra Energy Seabrook, LLC	Sales Rep - Commercial & Industrial	Technical Specialist II - Dsbn	Permanent
10087171	Florida Power & Light Company	NexEra Operating Svcs	Principal PGD Engineer	Solar Site Manager	Permanent
10091105	Florida Power & Light Company	NexEra Energy Resources, LLC	Sr Business Analyst	Sr Business Management Analyst	Permanent
10092126	Florida Power & Light Company	NexEra Transmission, LLC	Engineer II Tech Infrastructure - T/S	Engineer I Control Center	Permanent
10094216	Florida Power & Light Company	NexEra Energy Resources, LLC	PGD Associate Business Analyst	PGD Business Analyst II	Permanent
20312	Florida Power & Light Company	FPL Energy Services, Inc	Associate Customer Account Specialist	Associate Customer Account Specialist	Permanent
23761	Florida Power & Light Company	NexEra Energy Resources, LLC	Technical Intern - NEER	Technical Intern - NEER	Permanent
24903	Florida Power & Light Company	NexEra Energy Resources, LLC	Agile Delivery Manager	Agile Delivery Manager	Permanent
29910	Florida Power & Light Company	NexEra Energy Resources, LLC	Programmer Analyst II	Lead Project Manager Development	Permanent
31705	Florida Power & Light Company	Florida City Gas	Credit Risk Technician	Sr Credit and Collections Specialist	Permanent
34416	Florida Power & Light Company	NexEra Energy Resources, LLC	Lead Project Manager - Dsbn	Managing Attorney	Permanent
77232	Florida Power & Light Company	NexEra Energy Marketing, LLC	N Mth Online/Outage Coordinator	Manager Business Management	Permanent
78324	Florida Power & Light Company	NexEra Energy Resources, LLC	Investor Relations Manager	Sr Trading Risk Analyst	Permanent
79755	Florida Power & Light Company	NexEra Transmission, LLC	Environmental Services Project Manager	Mgr Reliability Std & Compliance - T/S	Permanent
		NexEra Energy Resources, LLC	Environmental Services Manager	Sr Environmental Services Project Mgr	Permanent

<u>Employee</u>	<u>Company Transferred from</u>	<u>Company Transferred to</u>	<u>Old Job Assignment</u>	<u>New Job Assignment</u>	<u>Transfer Permanent or Temporary and Duration</u>
80019	Florida Power & Light Company	FPL Energy Services, Inc	PGD Technical Services Specialist	Sr. Training Analyst	Permanent
10082675	Florida Power & Light Company	NextEra Energy Resources, LLC	Customer Advisor I	Project Manager Development	Permanent
10088202	Florida Power & Light Company	NextEra Energy Resources, LLC	Assoc Economic Development Project Mgr	Business Analyst II	Permanent
10088377	Florida Power & Light Company	FPL Energy Services, Inc	Associate Customer Account Specialist	Associate Customer Account Specialist	Permanent
30381	Florida Power & Light Company	NextEra Energy Resources, LLC	Inventory Services Specialist	Sr Inventory Services Specialist	Permanent
34082	Florida Power & Light Company	NextEra Analytics Inc	Director Development	Director Development	Permanent
36285	Florida Power & Light Company	NextEra Project Mgmt	Administrative Technician	Customer Account Specialist	Permanent
43427	Florida Power & Light Company	NextEra Energy Resources, LLC	Principal IT Programmer Analyst	Principal IT Programmer Analyst	Permanent
75355	Florida Power & Light Company	NextEra Energy Resources, LLC	Sr Resource Optimization Coordinator	Lead Project Manager	Permanent
75639	Florida Power & Light Company	NextEra Energy Resources, LLC	Sr Regulatory Affairs Analyst	Principal Financial Analyst	Permanent
79817	Florida Power & Light Company	NextEra Energy Resources, LLC	Sr Permit Coordinator - Dsbn	Associate Business Analyst	Permanent
10086898	Florida Power & Light Company	NextEra Transmission, LLC	Senior Compliance and Risk Analyst	Lead Project Manager Development	Permanent
10087382	Florida Power & Light Company	NextEra Energy Resources, LLC	Technical Accounting Project Manager	Manager Corporate Accounting	Permanent
10090831	Florida Power & Light Company	NextEra Energy Resources, LLC	Associate Business Analyst	Business Analyst III	Permanent
10094183	Florida Power & Light Company	NextEra Operating Svcs	Solar Field Technician III	Solar Field Technician III	Permanent
28456	Florida Power & Light Company	FPL Energy Services, Inc	Senior Budget Analyst	Principal Financial Analyst	Permanent
75380	Florida Power & Light Company	NextEra Energy Resources, LLC	N Project Manager	Sr Mgr Transmission Business Management	Permanent
81663	Florida Power & Light Company	Palms Management Services, LLC	Senior Sourcing Specialist	Principal Business Analyst	Permanent
10093143	Florida Power & Light Company	NextEra Energy Resources, LLC	Quality Project Manager - Lead	Quality Project Manager - Lead	Permanent
10093849	Florida Power & Light Company	FPL Energy Services, Inc	Sr Communication Specialist	Sr Communication Specialist	Permanent
15071	Florida Power & Light Company	NextEra Transmission, LLC	Lead Project Manager	Lead Project Manager	Permanent
25803	Florida Power & Light Company	NextEra Energy Resources, LLC	Principal IT Architect	IT Technology Manager	Permanent
32914	Florida Power & Light Company	NextEra Transmission, LLC	PGD Central Maintenance Leader	Manager Water Operations	Permanent
43784	Florida Power & Light Company	NextEra Energy Resources, LLC	Senior Project Manager Development	Mgr of Finance	Permanent
72593	Florida Power & Light Company	NextEra Operating Svcs	PGD Central Maintenance Leader	PGD Central Maintenance Leader	Permanent
79794	Florida Power & Light Company	NextEra Energy Resources, LLC	Engineer I	Senior Sourcing Specialist	Permanent
80491	Florida Power & Light Company	NextEra Transmission, LLC	Sr Accountant	Lead Financial Reporting Analyst	Permanent
10087500	Florida Power & Light Company	NextEra Project Mgmt	Senior Cybersecurity Analyst	Senior Cybersecurity Analyst	Permanent
10088142	Florida Power & Light Company	NextEra Point Beach	N Engineer Associate	N Engineer Associate	Permanent
10091526	Florida Power & Light Company	FPL Energy Services, Inc	Associate Customer Account Specialist	Associate Customer Account Specialist	Permanent
10092127	Florida Power & Light Company	Florida City Gas	Sr Accountant	Sr Accountant	Permanent
10063104	Florida Power & Light Company	NextEra Energy Resources, LLC	Director Strategic Initiatives	Director Strategic Initiatives	Permanent
22097	Florida Power & Light Company	NextEra Energy Resources, LLC	Senior IT Programmer Analyst	Principal IT Programmer Analyst	Permanent
76497	Florida Power & Light Company	NextEra Energy Resources, LLC	Engineer I - T/S	Sr Project Estimator	Permanent
77321	Florida Power & Light Company	NextEra Energy Resources, LLC	Sr Communication Specialist	Lead Project Manager Development	Permanent
10086758	Florida Power & Light Company	NextEra Energy Resources, LLC	Rotational Assignment - Iignite Digital	IT Programmer Analyst	Permanent
10087233	Florida Power & Light Company	NextEra Energy Resources, LLC	IT Technology Leader	IT Technology Leader	Permanent
10088200	Florida Power & Light Company	NextEra Energy Resources, LLC	Rotational Assignment - FPL	Financial Controller II	Permanent
10088587	Florida Power & Light Company	NextEra Energy Resources, LLC	Associate PGD Engineer	Sr Tax Analyst	Permanent
10089305	Florida Power & Light Company	NextEra Energy Resources, LLC	Rotational Assignment - Iignite Digital	Associate PGD Engineer	Permanent
10089637	Florida Power & Light Company	NextEra Energy Resources, LLC	Senior IT Programmer Analyst	IT Business Systems Analyst	Permanent
10092798	Florida Power & Light Company	NextEra Energy Resources, LLC	Senior IT Systems Administrator	Principal IT Programmer Analyst	Permanent
32760	Florida Power & Light Company	NextEra Energy Marketing, LLC	Lead Change Management Consultant	Senior IT Business Systems Analyst	Permanent
10088065	Florida Power & Light Company	NextEra Energy Resources, LLC	Financial Analyst I	Change Management Manager	Permanent
10092471	Florida Power & Light Company	NextEra Energy Resources, LLC	Sr Communication Specialist	Gas Portfolio Coordinator	Permanent
10092621	Florida Power & Light Company	NextEra Energy Resources, LLC	Strategic Programs Lead	Manager Business Management	Permanent
30023	Florida Power & Light Company	NextEra Transmission, LLC	Sr Director Finance	Director, Valuation	Permanent
31918	Florida Power & Light Company	NextEra Energy Seabrook, LLC	N Performance Technician	Executive Director, Finance	Permanent
32875	Florida Power & Light Company	NextEra Energy Seabrook, LLC	Lead Project Manager	Learning & Development Consultant I	Permanent
78013	Florida Power & Light Company	NextEra Operating Svcs	Administrative Technician	Lead Project Manager	Permanent
79668	Florida Power & Light Company	NextEra Energy Resources, LLC	Engineer II	Financial Analyst II	Permanent
79930	Florida Power & Light Company	NextEra Energy Resources, LLC	Financial Analyst I	Engineer II - T/S	Permanent
10082100	Florida Power & Light Company	NextEra Transmission, LLC	Financial Analyst I	Financial Analyst I	Permanent
10063263	Florida Power & Light Company	NextEra Transmission, LLC	Financial Analyst I	Financial Analyst I	Permanent

<u>Employee</u>	<u>Company Transferred from</u>	<u>Company Transferred to</u>	<u>Old Job Assignment</u>	<u>New Job Assignment</u>	<u>Transfer</u> <u>Permanent or</u> <u>Temporary and</u> <u>Duration</u>
25704	Florida Power & Light Company	NextEra Project Mgmt	Rotational Assignment - FPL	Principal IT Technology Specialist	Permanent
69764	Florida Power & Light Company	NextEra Energy Resources, LLC	Sourcing Specialist I	Business Analyst I	Permanent
73016	Florida Power & Light Company	NextEra Project Mgmt	Regional Manager I	Regional Manager I	Permanent
73040	Florida Power & Light Company	NextEra Point Beach	N Engineering Manager	N Engineering Manager	Permanent
74057	Florida Power & Light Company	NextEra Energy Resources, LLC	PGD Business Services Leader	PGD Business Services Leader	Permanent
74553	Florida Power & Light Company	NextEra Energy Seabrook, LLC	N Mtn Electrical Department Head - Rotat	N Maintenance Site Director	Permanent
77056	Florida Power & Light Company	NextEra Energy Marketing, LLC	Director Commercial Lighting	Director Origination	Permanent
77343	Florida Power & Light Company	NextEra Energy Resources, LLC	Senior PGD Tech Services Project Mgr	Senior PGD Tech Services Project Mgr	Permanent
78692	Florida Power & Light Company	NextEra Energy Resources, LLC	Senior IT Business Systems Analyst	Sr Financial Analyst	Permanent
81203	Florida Power & Light Company	Lone Star Transmission, LLC	Engineer II Tech Applications - T/S	Engineer I Control Center	Permanent
81307	Florida Power & Light Company	NextEra Energy Resources, LLC	Tax Project Manager	Tax Project Manager	Permanent
10082672	Florida Power & Light Company	NextEra Energy Resources, LLC	Senior Project Manager Development	Principal, NextEra Energy Investments	Permanent
10083215	Florida Power & Light Company	NextEra Transmission, LLC	Agile Leader	Project Director Development	Permanent
10089704	Florida Power & Light Company	NextEra Energy Seabrook, LLC	Assoc Engineer - Dsbn	N Engineer I	Permanent
22000	Florida Power & Light Company	Florida City Gas	Agile Delivery Manager	Agile Delivery Manager	Permanent
29712	Florida Power & Light Company	NextEra Energy Seabrook, LLC	N Sr Manager Org Effectiveness	N Sr Manager Org Effectiveness	Permanent
35273	Florida Power & Light Company	FPL Energy Services, Inc	Assistant Controller	Sr Director, Finance	Permanent
42063	Florida Power & Light Company	NextEra Transmission, LLC	IT Technology Manager	Project Director Development	Permanent
80791	Florida Power & Light Company	NextEra Transmission, LLC	Customer Experience Specialist	Project Manager Development	Permanent
10089120	Florida Power & Light Company	NextEra Energy Resources, LLC	PGD Turbine Team General Manager	Sr. Director - PGD Wind Fleet Team	Permanent
27794	Florida Power & Light Company	NextEra Energy Seabrook, LLC	N Project Manager Senior	N Outage Lead Supervisor	Permanent
42323	Florida Power & Light Company	FPL Energy Services, Inc	Agile Leader	Project Director Development	Permanent
74970	Florida Power & Light Company	NextEra Project Mgmt	N Engineer Senior	N Engineer Senior	Permanent
77628	Florida Power & Light Company	NextEra Energy Resources, LLC	PGD Central Lab Manager	PGD Technical Services Manager	Permanent
78780	Florida Power & Light Company	NextEra Energy Resources, LLC	Sr PGD Engineer	Sr PGD Engineer	Permanent
80009	Florida Power & Light Company	NextEra Energy Marketing, LLC	Sr Internal Auditor	Supervisor Trading Risk Mgmt	Permanent
10088729	Florida Power & Light Company	NextEra Energy Resources, LLC	Engineer I (GCS)	Principal Engineer	Permanent
10089674	Florida Power & Light Company	NextEra Energy Resources, LLC	Principal Business Analyst	Principal Compliance Analyst	Permanent
10090366	Florida Power & Light Company	NextEra Energy Resources, LLC	Environmental Specialist I	Environmental Specialist I	Permanent
10091902	Florida Power & Light Company	NextEra Energy Resources, LLC	Sourcing Specialist II	Sourcing Specialist II	Permanent
12204	Florida Power & Light Company	NextEra Energy Resources, LLC	Benefits Lead	HR Business Partner	Permanent
30278	Florida Power & Light Company	NextEra Energy Resources, LLC	PGD Regional Plant General Manager	Executive Director, Wind Operations Sout	Permanent
30619	Florida Power & Light Company	Florida City Gas	Credit Risk Technician	Accounting Technician - NextEra	Permanent
77457	Florida Power & Light Company	NextEra Analytics Inc	Sr Communication Specialist	Principal Financial Analyst	Permanent
10087670	Florida Power & Light Company	NextEra Energy Resources, LLC	Tax Project Manager	Sr Marketing Specialist	Permanent
10091953	Florida Power & Light Company	NextEra Project Mgmt	Sr Arborist	Senior Project Manager Development	Permanent
10092385	Florida Power & Light Company	NextEra Project Mgmt	Principal Forester	Principal Forester	Permanent
10093965	Florida Power & Light Company	NextEra Energy Resources, LLC	Project Director Development	NEIS Business Engagement Director	Permanent
32906	Florida Power & Light Company	NextEra Energy Resources, LLC	Senior Electronics Technician	Principal Technical Specialist - T/S	Permanent
43341	Florida Power & Light Company	NextEra Energy Resources, LLC	Manager, External Affairs & Emergency Re	Director Origination - C&I	Permanent
44181	Florida Power & Light Company	FPL Energy Services, Inc	Production Lead - Dsbn	Lead Project Manager	Permanent
78461	Florida Power & Light Company	NextEra Transmission, LLC	Sourcing Specialist I	Principal Financial Analyst	Permanent
79529	Florida Power & Light Company	NextEra Energy Resources, LLC	Accountant II	Project Manager Development	Permanent
10082742	Florida Power & Light Company	NextEra Energy Resources, LLC	Health & Safety Consultant I	Business Analyst I	Permanent
10089488	Florida Power & Light Company	NextEra Energy Resources, LLC	Project Director Development	Project Manager Development	Permanent
22139	Florida Power & Light Company	NextEra Energy Resources, LLC	Production Lead - Dsbn	Director Technical Sales	Permanent
73145	Florida Power & Light Company	NextEra Project Mgmt	Executive Administrative Assistant	Principal Engineer - T/S	Permanent
74101	Florida Power & Light Company	NextEra Project Mgmt	PGD Business Services Tech II	Business Analyst I	Permanent
78569	Florida Power & Light Company	NextEra Energy Marketing, LLC	Communication Specialist	Associate PGD Technical Svcs Spec	Permanent
80117	Florida Power & Light Company	FPL Energy Services, Inc	Engineer II - Dsbn	Senior Origination Analyst	Permanent
10087353	Florida Power & Light Company	Lone Star Transmission, LLC	Manager, Development Communications	Sr Communication Specialist	Permanent
10089628	Florida Power & Light Company	NextEra Energy Resources, LLC	Agile Leader	Engineer II - T/S	Permanent
10090473	Florida Power & Light Company	NextEra Energy Resources, LLC		Sr Manager, NEER Strategic Communication	Permanent
10093748	Florida Power & Light Company	NextEra Energy Resources, LLC		Senior Project Manager Development	Permanent

<u>Employee</u>	<u>Company Transferred from</u>	<u>Company Transferred to</u>	<u>Old Job Assignment</u>	<u>New Job Assignment</u>	<u>Transfer Permanent or Temporary and Duration</u>
10096079	Florida Power & Light Company	NextEra Energy Resources, LLC	Principal IT ERP Business Systems Analyst	Principal IT ERP Business Systems Analyst	Permanent
15900	Florida Power & Light Company	NextEra Project Mgmt	IT Technology Leader	Rotational Assignment -NextEra Resources	Permanent
23975	Florida Power & Light Company	NextEra Energy, Inc.	VP Power Generation Division	VP Power Generation Division	Permanent
31299	Florida Power & Light Company	NextEra Energy Resources, LLC	NEXTStep Rotation Program	NEXTStep Rotation Program	Permanent
33807	Florida Power & Light Company	NextEra Energy Resources, LLC	Sourcing Specialist I	Sourcing Specialist I	Permanent
42474	Florida Power & Light Company	NextEra Operating Srvs	PGD Central Maintenance Manager	PGD Central Maintenance Manager	Permanent
10089830	Florida Power & Light Company	NextEra Project Mgmt	Rotational Assignment - FPL (NE)	HR Advisor I	Permanent
10090902	Florida Power & Light Company	NextEra Energy Resources, LLC	Sourcing Specialist II	Sourcing Specialist II	Permanent
10092495	Florida Power & Light Company	NextEra Energy Resources, LLC	Administrative Technician	Executive Administrative Assistant	Permanent
10093718	Florida Power & Light Company	NextEra Energy, Inc.	Vice President, Finance	Vice President, Finance	Permanent
10096259	Florida Power & Light Company	NextEra Operating Srvs	Lead Project Manager	Lead Project Manager	Permanent
17721	Florida Power & Light Company	NextEra Energy Resources, LLC	Sourcing Specialist II	Sourcing Specialist II	Permanent
24522	Florida Power & Light Company	NextEra Energy Resources, LLC	Senior IT Systems Administrator	Senior PGD Engineer	Permanent
36243	Florida Power & Light Company	FPL Energy Services, Inc	Sourcing Specialist II	Senior Project Manager	Permanent
43627	Florida Power & Light Company	NextEra Energy Resources, LLC	Sr Financial Analyst	Principal Financial Analyst	Permanent
80572	Florida Power & Light Company	NextEra Project Mgmt	Engineer I	Business Manager	Permanent
10087689	Florida Power & Light Company	NextEra Energy Resources, LLC	Agile Leader	Manager Application Configuration	Permanent
10087786	Florida Power & Light Company	NextEra Energy Resources, LLC	Sourcing Specialist I	Sourcing Specialist I	Permanent
10092519	Florida Power & Light Company	NextEra Operating Srvs	Business Analyst II	PGD Business Analyst II	Permanent
10092909	Florida Power & Light Company	NextEra Operating Srvs	Business Analyst I - PD	PGD Business Analyst II	Permanent
10094180	Florida Power & Light Company	NextEra Energy Resources, LLC	Communications Specialist	Communications Specialist	Permanent
78595	FPL Energy Services, Inc	Florida Power & Light Company	Natural Gas Consultant	Project Manager Development	Permanent
78892	FPL Energy Services, Inc	Florida Power & Light Company	Inside Sales Rep II	Rotational Assignment - FPL (NE)	Permanent
10082725	FPL Energy Services, Inc	Florida Power & Light Company	Business Analyst III	Business Analyst III	Permanent
10087317	FPL Energy Services, Inc	Florida Power & Light Company	Business Analyst III	Business Analyst III	Permanent
24599	FPL Energy Services, Inc	Florida Power & Light Company	Field Technician	IT Business Systems Analyst	Permanent
43819	FPL Energy Services, Inc	Florida Power & Light Company	Account Specialist	Energy Solutions Specialist	Permanent
22184	FPL Energy Services, Inc	Florida Power & Light Company	Sr Financial Analyst	Claims Agent II	Permanent
10088284	FPL Energy Services, Inc	Florida Power & Light Company	Senior Channel Sales Rep	Principal Financial Analyst	Permanent
10090338	FPL Energy Services, Inc	Florida Power & Light Company	Field Technician	Sr Sales Rep-Commercial & Industrial	Permanent
10088174	FPL Energy Services, Inc	Florida Power & Light Company	Director Development	Energy Solutions Specialist	Permanent
10086546	FPL Energy Services, Inc	Florida Power & Light Company	Communication Specialist	Director Development	Permanent
10089103	FPL Energy Services, Inc	Florida Power & Light Company	Customer Service Rep I	Associate Customer Account Specialist	Permanent
10083078	FPL Energy Services, Inc	Florida Power & Light Company	Vendor Network Project Manager	Sr Communication Specialist	Permanent
10790	Gulf Power Company	Florida Power & Light Company	Director of Field Services and Customer	Director, Customer Solutions	Permanent
13612	Gulf Power Company	Florida Power & Light Company	Environmental Services Director	Environmental Services Director	Permanent
14268	Gulf Power Company	Florida Power & Light Company	Area Manager - Dsbn	Area Manager - Dsbn	Permanent
14298	Gulf Power Company	Florida Power & Light Company	Assoc Technical Specialist - Dsbn	Assoc Technical Specialist - Dsbn	Permanent
17733	Gulf Power Company	Florida Power & Light Company	Sr Manager, Transmission Control Center	Sr Manager, Transmission Control Center	Permanent
18690	Gulf Power Company	Florida Power & Light Company	Principal Regulatory Affairs Analyst	Principal Regulatory Affairs Analyst	Permanent
19025	Gulf Power Company	Florida Power & Light Company	Customer Experience Journey Architect	Customer Experience Journey Architect	Permanent
20360	Gulf Power Company	Florida Power & Light Company	VP Gulf Power	Vice President	Permanent
21342	Gulf Power Company	Florida Power & Light Company	VP, Customer Service and External Relati	VP, Customer Service and External Relati	Permanent
24305	Gulf Power Company	Florida Power & Light Company	Sr Engineer	Sr Engineer	Permanent
29343	Gulf Power Company	Florida Power & Light Company	Senior PGD Tech Services Project Mgr	Senior PGD Tech Services Project Mgr	Permanent
33800	Gulf Power Company	Florida Power & Light Company	Sr PGD Central Maintenance Specialist	Sr PGD Central Maintenance Specialist	Permanent
43012	Gulf Power Company	Florida Power & Light Company	Process Coordinator	Process Coordinator	Permanent
72800	Gulf Power Company	Florida Power & Light Company	Area Manager - Dsbn	Area Manager - Dsbn	Permanent
72986	Gulf Power Company	Florida Power & Light Company	Regulatory Issues Mgr	Regulatory Issues Mgr	Permanent
73470	Gulf Power Company	Florida Power & Light Company	Sr Engineer - T/S	Sr Engineer - T/S	Permanent
73537	Gulf Power Company	Florida Power & Light Company	Manager - External Affairs & Community R	Manager - External Affairs & Community R	Permanent
73903	Gulf Power Company	Florida Power & Light Company	Production Lead - Dsbn	Production Lead - Dsbn	Permanent
73962	Gulf Power Company	Florida Power & Light Company	Sr Accountant	Sr Accountant	Permanent
76341	Gulf Power Company	Florida Power & Light Company	Sr Proj Controls & Scheduling Specialist	Sr Proj Controls & Scheduling Specialist	Permanent
76836	Gulf Power Company	Florida Power & Light Company	IT Technology Specialist	IT Technology Specialist	Permanent

<u>Employee</u>	<u>Company Transferred from</u>	<u>Company Transferred to</u>	<u>Old Job Assignment</u>	<u>New Job Assignment</u>	<u>Transfer</u> <u>Permanent or</u> <u>Temporary and</u> <u>Duration</u>
79204	Gulf Power Company	Florida Power & Light Company	Engineer I - T/S	Engineer I - T/S	Permanent
10082403	Gulf Power Company	Florida Power & Light Company	Engineer II - Dsbn	Engineer II - Dsbn	Permanent
10082491	Gulf Power Company	Florida Power & Light Company	Engineer II - Dsbn	Engineer II - Dsbn	Permanent
10083926	Gulf Power Company	Florida Power & Light Company	Apprentice-Line	Apprentice-Line	Permanent
10083930	Gulf Power Company	Florida Power & Light Company	Sr Business Analyst	Sr Business Analyst	Permanent
10083931	Gulf Power Company	Florida Power & Light Company	NOC Sr Systems Analyst - CS	NOC Sr Systems Analyst - CS	Permanent
10083935	Gulf Power Company	Florida Power & Light Company	Sr Engineer - Dsbn	Sr Engineer - Dsbn	Permanent
10083937	Gulf Power Company	Florida Power & Light Company	Business Analyst II	Business Analyst II	Permanent
10083938	Gulf Power Company	Florida Power & Light Company	Lead Project Manager	Lead Project Manager	Permanent
10083940	Gulf Power Company	Florida Power & Light Company	Production Lead	Production Lead	Permanent
10083943	Gulf Power Company	Florida Power & Light Company	Sr Customer Service Peak Representative	Sr Customer Service Peak Representative	Permanent
10083944	Gulf Power Company	Florida Power & Light Company	Sr Customer Service Peak Representative	Sr Customer Service Peak Representative	Permanent
10083945	Gulf Power Company	Florida Power & Light Company	Operations Leader - Dsbn	Operations Leader - Dsbn	Permanent
10083947	Gulf Power Company	Florida Power & Light Company	Senior Product Manager	Senior Product Manager	Permanent
10083948	Gulf Power Company	Florida Power & Light Company	Line Technician II	Line Technician II	Permanent
10083953	Gulf Power Company	Florida Power & Light Company	Principal Financial Analyst	Principal Financial Analyst	Permanent
10083954	Gulf Power Company	Florida Power & Light Company	Administrative Technician	Administrative Technician	Permanent
10083957	Gulf Power Company	Florida Power & Light Company	Mechanic-Garage	Mechanic-Garage	Permanent
10083959	Gulf Power Company	Florida Power & Light Company	Distribution Control Center Operator	Distribution Control Center Operator	Permanent
10083960	Gulf Power Company	Florida Power & Light Company	Controller	Controller	Permanent
10083964	Gulf Power Company	Florida Power & Light Company	Apprentice-Line	Apprentice-Line	Permanent
10083966	Gulf Power Company	Florida Power & Light Company	Environmental Services Manager	Environmental Services Manager	Permanent
10083967	Gulf Power Company	Florida Power & Light Company	Sr Engineer - T/S	Sr Engineer - T/S	Permanent
10083969	Gulf Power Company	Florida Power & Light Company	Sr Engineer	Sr Engineer	Permanent
10083971	Gulf Power Company	Florida Power & Light Company	Apprentice-Line	Apprentice-Line	Permanent
10083974	Gulf Power Company	Florida Power & Light Company	Service Technician	Service Technician	Permanent
10083975	Gulf Power Company	Florida Power & Light Company	Environmental Specialist	Environmental Specialist	Permanent
10083976	Gulf Power Company	Florida Power & Light Company	Production Manager II	Production Manager II	Permanent
10083977	Gulf Power Company	Florida Power & Light Company	Senior Environmental Specialist	Senior Environmental Specialist	Permanent
10083978	Gulf Power Company	Florida Power & Light Company	Sr Regulatory Affairs Analyst	Sr Regulatory Affairs Analyst	Permanent
10083979	Gulf Power Company	Florida Power & Light Company	Substation Technician II	Substation Technician II	Permanent
10083980	Gulf Power Company	Florida Power & Light Company	Production Lead - Dsbn	Production Lead - Dsbn	Permanent
10083982	Gulf Power Company	Florida Power & Light Company	Line Technician II	Line Technician II	Permanent
10083984	Gulf Power Company	Florida Power & Light Company	Production Tech II - Gulf	Production Tech II - 1055	Permanent
10083985	Gulf Power Company	Florida Power & Light Company	Senior External Affairs Manager	Senior External Affairs Manager	Permanent
10083986	Gulf Power Company	Florida Power & Light Company	Sr Engineer	Sr Engineer	Permanent
10083987	Gulf Power Company	Florida Power & Light Company	Administrative Technician	Administrative Technician	Permanent
10083991	Gulf Power Company	Florida Power & Light Company	Substation Technician II	Substation Technician II	Permanent
10083995	Gulf Power Company	Florida Power & Light Company	GM Central Maint & Construction - Dsbn	GM Central Maint & Construction - Dsbn	Permanent
10083999	Gulf Power Company	Florida Power & Light Company	Production Tech II - Gulf	Production Tech II - 1055	Permanent
10084000	Gulf Power Company	Florida Power & Light Company	Lead Project Manager Development	Lead Project Manager Development	Permanent
10084001	Gulf Power Company	Florida Power & Light Company	Line Technician II	Line Technician II	Permanent
10084003	Gulf Power Company	Florida Power & Light Company	Environmental Specialist	Environmental Specialist	Permanent
10084004	Gulf Power Company	Florida Power & Light Company	Sr PGD Engineer	Sr PGD Engineer	Permanent
10084007	Gulf Power Company	Florida Power & Light Company	Abortist II	Abortist II	Permanent
10084008	Gulf Power Company	Florida Power & Light Company	Line Technician II	Line Technician II	Permanent
10084009	Gulf Power Company	Florida Power & Light Company	Production Tech II - Gulf	Production Tech II - 1055	Permanent
10084010	Gulf Power Company	Florida Power & Light Company	Service Technician	Service Technician	Permanent
10084011	Gulf Power Company	Florida Power & Light Company	Sr Engineer - T/S	Sr Engineer - T/S	Permanent
10084012	Gulf Power Company	Florida Power & Light Company	Sr Supply Chain Specialist	Sr Supply Chain Specialist	Permanent
10084013	Gulf Power Company	Florida Power & Light Company	Mechanic-Garage	Mechanic-Garage	Permanent
10084014	Gulf Power Company	Florida Power & Light Company	Line Technician II	Line Technician II	Permanent
10084016	Gulf Power Company	Florida Power & Light Company	Process Coordinator	Process Coordinator	Permanent
10084018	Gulf Power Company	Florida Power & Light Company	Project Manager - Gulf	Project Manager	Permanent
10084021	Gulf Power Company	Florida Power & Light Company	Apprentice-Line	Apprentice-Line	Permanent

<u>Employee</u>	<u>Company Transferred from</u>	<u>Company Transferred to</u>	<u>Old Job Assignment</u>	<u>New Job Assignment</u>	<u>Transfer</u> <u>Permanent or</u> <u>Temporary and</u> <u>Duration</u>
10084022	Gulf Power Company	Florida Power & Light Company	Service Technician	Service Technician	Permanent
10084023	Gulf Power Company	Florida Power & Light Company	Storekeeper II	Storekeeper II	Permanent
10084024	Gulf Power Company	Florida Power & Light Company	Sr. Training Instructor	Sr. Training Instructor	Permanent
10084025	Gulf Power Company	Florida Power & Light Company	Meter Technician A	Meter Technician A	Permanent
10084026	Gulf Power Company	Florida Power & Light Company	Service Technician	Service Technician	Permanent
10084028	Gulf Power Company	Florida Power & Light Company	Line Technician II	Line Technician II	Permanent
10084029	Gulf Power Company	Florida Power & Light Company	Business Analyst II	Business Analyst II	Permanent
10084030	Gulf Power Company	Florida Power & Light Company	I & C Technician IV	I & C Technician IV	Permanent
10084031	Gulf Power Company	Florida Power & Light Company	Distribution Control Center Operator	Distribution Control Center Operator	Permanent
10084036	Gulf Power Company	Florida Power & Light Company	Substation Technician II	Substation Technician II	Permanent
10084037	Gulf Power Company	Florida Power & Light Company	Leader Vegetation Operations	Leader Vegetation Operations	Permanent
10084038	Gulf Power Company	Florida Power & Light Company	Administrative Technician	Administrative Technician	Permanent
10084039	Gulf Power Company	Florida Power & Light Company	Sr Resource Optimization Coordinator	Sr Resource Optimization Coordinator	Permanent
10084040	Gulf Power Company	Florida Power & Light Company	Apprentice-Line	Apprentice-Line	Permanent
10084041	Gulf Power Company	Florida Power & Light Company	Lead Project Manager - Dsbn	Lead Project Manager - Dsbn	Permanent
10084042	Gulf Power Company	Florida Power & Light Company	Winch Trk Oper II	Winch Trk Oper II	Permanent
10084044	Gulf Power Company	Florida Power & Light Company	Service Technician	Service Technician	Permanent
10084045	Gulf Power Company	Florida Power & Light Company	Senior External Affairs Manager	Senior External Affairs Manager	Permanent
10084046	Gulf Power Company	Florida Power & Light Company	Senior External Affairs Manager	Senior External Affairs Manager	Permanent
10084047	Gulf Power Company	Florida Power & Light Company	Field Service Representative	Field Service Representative	Permanent
10084048	Gulf Power Company	Florida Power & Light Company	Senior Product Manager	Senior Product Manager	Permanent
10084049	Gulf Power Company	Florida Power & Light Company	Production Tech III - Gulf	Production Tech III - 1055	Permanent
10084052	Gulf Power Company	Florida Power & Light Company	Storekeeper II	Storekeeper II	Permanent
10084053	Gulf Power Company	Florida Power & Light Company	Field Service Representative	Field Service Representative	Permanent
10084055	Gulf Power Company	Florida Power & Light Company	Customer Service Rep II	Customer Service Rep II	Permanent
10084056	Gulf Power Company	Florida Power & Light Company	Communication Technician	Communication Technician	Permanent
10084058	Gulf Power Company	Florida Power & Light Company	Apprentice-Line	Apprentice-Line	Permanent
10084059	Gulf Power Company	Florida Power & Light Company	Field Service Representative	Field Service Representative	Permanent
10084060	Gulf Power Company	Florida Power & Light Company	Customer Advisor I	Customer Advisor I	Permanent
10084061	Gulf Power Company	Florida Power & Light Company	PGD Maintenance Specialist	PGD Maintenance Specialist	Permanent
10084062	Gulf Power Company	Florida Power & Light Company	Customer Advisor I	Customer Advisor I	Permanent
10084063	Gulf Power Company	Florida Power & Light Company	Meter Technician A	Meter Technician A	Permanent
10084064	Gulf Power Company	Florida Power & Light Company	Sr. Director Distribution Region Operati	Sr. Director Distribution Region Operati	Permanent
10084067	Gulf Power Company	Florida Power & Light Company	Sr. Technical Specialist - Dsbn	Sr. Technical Specialist - Dsbn	Permanent
10084068	Gulf Power Company	Florida Power & Light Company	Sr. Meters Supervisor	Sr. Meters Supervisor	Permanent
10084069	Gulf Power Company	Florida Power & Light Company	Production Tech II - Gulf	Production Tech II - 1055	Permanent
10084070	Gulf Power Company	Florida Power & Light Company	Engineer I	Engineer I	Permanent
10084071	Gulf Power Company	Florida Power & Light Company	Line Technician II	Line Technician II	Permanent
10084072	Gulf Power Company	Florida Power & Light Company	Line Technician II	Line Technician II	Permanent
10084074	Gulf Power Company	Florida Power & Light Company	Sr PGD Operations Specialist	Sr PGD Operations Specialist	Permanent
10084077	Gulf Power Company	Florida Power & Light Company	Communication Technician	Communication Technician	Permanent
10084080	Gulf Power Company	Florida Power & Light Company	Production Tech II - Gulf	Production Tech II - 1055	Permanent
10084081	Gulf Power Company	Florida Power & Light Company	Arborist II	Arborist II	Permanent
10084084	Gulf Power Company	Florida Power & Light Company	Sr Customer Advisor	Sr Customer Advisor	Permanent
10084086	Gulf Power Company	Florida Power & Light Company	Service Technician	Service Technician	Permanent
10084088	Gulf Power Company	Florida Power & Light Company	Manager Project Management - T/S	Manager Project Management - T/S	Permanent
10084091	Gulf Power Company	Florida Power & Light Company	Line Technician II	Line Technician II	Permanent
10084093	Gulf Power Company	Florida Power & Light Company	Assoc Engineer - T/S	Assoc Engineer - T/S	Permanent
10084094	Gulf Power Company	Florida Power & Light Company	Line Technician II	Line Technician II	Permanent
10084095	Gulf Power Company	Florida Power & Light Company	Meter Technician B	Meter Technician B	Permanent
10084096	Gulf Power Company	Florida Power & Light Company	Line Technician II	Line Technician II	Permanent
10084097	Gulf Power Company	Florida Power & Light Company	Line Technician II	Line Technician II	Permanent
10084101	Gulf Power Company	Florida Power & Light Company	Principal Financial Analyst	Principal Financial Analyst	Permanent
10084103	Gulf Power Company	Florida Power & Light Company	Customer Advisor I	Customer Advisor I	Permanent
			Apprentice-Line	Apprentice-Line	Permanent

<u>Employee</u>	<u>Company Transferred from</u>	<u>Company Transferred to</u>	<u>Old Job Assignment</u>	<u>New Job Assignment</u>	<u>Transfer</u> <u>Permanent or</u> <u>Temporary and</u> <u>Duration</u>
10084104	Gulf Power Company	Florida Power & Light Company	Project Manager I	Sales Consultant	Permanent
10084105	Gulf Power Company	Florida Power & Light Company	Line Technician II	Line Technician II	Permanent
10084107	Gulf Power Company	Florida Power & Light Company	Line Technician II	Line Technician II	Permanent
10084111	Gulf Power Company	Florida Power & Light Company	Transmission Line Tech II	Transmission Line Tech II	Permanent
10084115	Gulf Power Company	Florida Power & Light Company	Sr Customer Service Peak Representative	Sr Customer Service Peak Representative	Permanent
10084119	Gulf Power Company	Florida Power & Light Company	Process Coordinator	Process Coordinator	Permanent
10084120	Gulf Power Company	Florida Power & Light Company	Service Technician	Service Technician	Permanent
10084123	Gulf Power Company	Florida Power & Light Company	Substation Technician II	Substation Technician II	Permanent
10084129	Gulf Power Company	Florida Power & Light Company	Line Technician II	Line Technician II	Permanent
10084130	Gulf Power Company	Florida Power & Light Company	Electrician IV	Electrician IV	Permanent
10084131	Gulf Power Company	Florida Power & Light Company	Service Technician	Service Technician	Permanent
10084132	Gulf Power Company	Florida Power & Light Company	Production Tech II - Gulf	Production Tech II - 1055	Permanent
10084133	Gulf Power Company	Florida Power & Light Company	Service Technician	Service Technician	Permanent
10084134	Gulf Power Company	Florida Power & Light Company	Substation Technician II	Substation Technician II	Permanent
10084136	Gulf Power Company	Florida Power & Light Company	Electrician IV	Electrician IV	Permanent
10084137	Gulf Power Company	Florida Power & Light Company	Communication Technician	Communication Technician	Permanent
10084139	Gulf Power Company	Florida Power & Light Company	Substation Technician II	Substation Technician II	Permanent
10084140	Gulf Power Company	Florida Power & Light Company	Lead Project Manager - Dsbn	Lead Project Manager - Dsbn	Permanent
10084141	Gulf Power Company	Florida Power & Light Company	Line Technician II	Line Technician II	Permanent
10084145	Gulf Power Company	Florida Power & Light Company	Transmission Line Tech II	Transmission Line Tech II	Permanent
10084146	Gulf Power Company	Florida Power & Light Company	Substation Technician II	Substation Technician II	Permanent
10084147	Gulf Power Company	Florida Power & Light Company	Customer Advocacy Resolution Supervisor	Customer Advocacy Resolution Supervisor	Permanent
10084150	Gulf Power Company	Florida Power & Light Company	Service Technician	Service Technician	Permanent
10084151	Gulf Power Company	Florida Power & Light Company	Production Tech III - Gulf	Production Tech III - 1055	Permanent
10084154	Gulf Power Company	Florida Power & Light Company	Lead HR Advisor	Lead HR Advisor	Permanent
10084156	Gulf Power Company	Florida Power & Light Company	Technician I - Dsbn	Technician I - Dsbn	Permanent
10084157	Gulf Power Company	Florida Power & Light Company	Production Tech III - Gulf	Production Tech III - 1055	Permanent
10084159	Gulf Power Company	Florida Power & Light Company	Sr Technician - Dsbn	Sr Technician - Dsbn	Permanent
10084164	Gulf Power Company	Florida Power & Light Company	Meter Technician A	Meter Technician A	Permanent
10084165	Gulf Power Company	Florida Power & Light Company	Sr Customer Service Peak Representative	Sr Customer Service Peak Representative	Permanent
10084167	Gulf Power Company	Florida Power & Light Company	Line Technician II	Line Technician II	Permanent
10084174	Gulf Power Company	Florida Power & Light Company	Administrative Technician	Administrative Technician	Permanent
10084175	Gulf Power Company	Florida Power & Light Company	Apprentice-Line	Apprentice-Line	Permanent
10084178	Gulf Power Company	Florida Power & Light Company	Sr Engineer	Sr Engineer	Permanent
10084180	Gulf Power Company	Florida Power & Light Company	Distribution Control Center Operator	Distribution Control Center Operator	Permanent
10084181	Gulf Power Company	Florida Power & Light Company	Line Technician II	Line Technician II	Permanent
10084184	Gulf Power Company	Florida Power & Light Company	Construction Leader - T/S	Construction Leader - T/S	Permanent
10084191	Gulf Power Company	Florida Power & Light Company	Welder Mechanic IV	Welder Mechanic IV	Permanent
10084192	Gulf Power Company	Florida Power & Light Company	Customer Advisor II	Customer Advisor II	Permanent
10084194	Gulf Power Company	Florida Power & Light Company	Production Tech II - Gulf	Production Tech II - 1055	Permanent
10084196	Gulf Power Company	Florida Power & Light Company	I & C Technician IV	I & C Technician IV	Permanent
10084198	Gulf Power Company	Florida Power & Light Company	Field Service Representative	Field Service Representative	Permanent
10084199	Gulf Power Company	Florida Power & Light Company	Production Lead	Production Lead	Permanent
10084201	Gulf Power Company	Florida Power & Light Company	Substation Technician II	Substation Technician II	Permanent
10084205	Gulf Power Company	Florida Power & Light Company	Sr Project Manager - Dsbn	Sr Project Manager - Dsbn	Permanent
10084206	Gulf Power Company	Florida Power & Light Company	Storekeeper I	Storekeeper I	Permanent
10084208	Gulf Power Company	Florida Power & Light Company	Business Analyst II	Business Analyst II	Permanent
10084211	Gulf Power Company	Florida Power & Light Company	Storekeeper I	Storekeeper I	Permanent
10084214	Gulf Power Company	Florida Power & Light Company	Substation Technician II	Substation Technician II	Permanent
10084215	Gulf Power Company	Florida Power & Light Company	Storekeeper II	Storekeeper II	Permanent
10084216	Gulf Power Company	Florida Power & Light Company	Line Technician II	Line Technician II	Permanent
10084217	Gulf Power Company	Florida Power & Light Company	Apprentice-Line	Apprentice-Line	Permanent
10084218	Gulf Power Company	Florida Power & Light Company	Communication Technician	Communication Technician	Permanent
10084220	Gulf Power Company	Florida Power & Light Company	Lead Project Manager	Sr Sales Consultant	Permanent
			Associate Customer Advisor	Associate Customer Advisor	Permanent

<u>Employee</u>	<u>Company Transferred from</u>	<u>Company Transferred to</u>	<u>Old Job Assignment</u>	<u>New Job Assignment</u>	<u>Transfer</u> <u>Permanent or</u> <u>Temporary and</u> <u>Duration</u>
10084232	Gulf Power Company	Florida Power & Light Company	PGD Maintenance Leader	PGD Maintenance Leader	Permanent
10084236	Gulf Power Company	Florida Power & Light Company	Service Technician	Service Technician	Permanent
10084237	Gulf Power Company	Florida Power & Light Company	Production Lead - Dsbn	Production Lead - Dsbn	Permanent
10084240	Gulf Power Company	Florida Power & Light Company	Production Tech II - Gulf	Production Tech II - 1055	Permanent
10084241	Gulf Power Company	Florida Power & Light Company	Production Tech II - Gulf	Production Tech II - 1055	Permanent
10084242	Gulf Power Company	Florida Power & Light Company	I & C Technician IV	I & C Technician IV	Permanent
10084243	Gulf Power Company	Florida Power & Light Company	Line Technician II	Line Technician II	Permanent
10084245	Gulf Power Company	Florida Power & Light Company	Manager Delivery Assurance - Dsbn	Manager Delivery Assurance - Dsbn	Permanent
10084246	Gulf Power Company	Florida Power & Light Company	Gulf Executive Administrative Assistant	Executive Administrative Assistant	Permanent
10084247	Gulf Power Company	Florida Power & Light Company	Service Technician	Service Technician	Permanent
10084251	Gulf Power Company	Florida Power & Light Company	Line Technician II	Line Technician II	Permanent
10084252	Gulf Power Company	Florida Power & Light Company	Production Tech II - Gulf	Production Tech II - Gulf	Permanent
10084253	Gulf Power Company	Florida Power & Light Company	Field Service Representative	Field Service Representative	Permanent
10084254	Gulf Power Company	Florida Power & Light Company	Sr Claims Agent	Sr Claims Agent	Permanent
10084254	Gulf Power Company	Florida Power & Light Company	Storekeeper II	Storekeeper II	Permanent
10084255	Gulf Power Company	Florida Power & Light Company	Communication Technician	Communication Technician	Permanent
10084257	Gulf Power Company	Florida Power & Light Company	Sr Environmental Services Project Mgr	Sr Environmental Services Project Mgr	Permanent
10084260	Gulf Power Company	Florida Power & Light Company	Sr Customer Service Peak Representative	Sr Customer Service Peak Representative	Permanent
10084262	Gulf Power Company	Florida Power & Light Company	Production Tech II - Gulf	Production Tech II - 1055	Permanent
10084263	Gulf Power Company	Florida Power & Light Company	Senior Environmental Specialist	Senior Environmental Specialist	Permanent
10084264	Gulf Power Company	Florida Power & Light Company	Repair Technician	Repair Technician	Permanent
10084265	Gulf Power Company	Florida Power & Light Company	Leader Central Maint & Construction-Dsbn	Leader Central Maint & Construction-Dsbn	Permanent
10084266	Gulf Power Company	Florida Power & Light Company	Sr PGD Central Maintenance Specialist	Sr PGD Central Maintenance Specialist	Permanent
10084267	Gulf Power Company	Florida Power & Light Company	Sr Engineer - Dsbn	Sr Engineer - Dsbn	Permanent
10084269	Gulf Power Company	Florida Power & Light Company	Line Technician II	Line Technician II	Permanent
10084271	Gulf Power Company	Florida Power & Light Company	Customer Advisor I	Customer Advisor I	Permanent
10084274	Gulf Power Company	Florida Power & Light Company	Crew Leader - Gulf	Crew Leader - 1055	Permanent
10084279	Gulf Power Company	Florida Power & Light Company	Line Technician II	Line Technician II	Permanent
10084281	Gulf Power Company	Florida Power & Light Company	Line Technician II	Line Technician II	Permanent
10084282	Gulf Power Company	Florida Power & Light Company	Sr Regulatory Affairs Analyst	Sr Regulatory Affairs Analyst	Permanent
10084283	Gulf Power Company	Florida Power & Light Company	Gulf CCC Associate - Rotational	CCC Associate - Rotational	Permanent
10084285	Gulf Power Company	Florida Power & Light Company	Engineer II - Dsbn	Engineer II - Dsbn	Permanent
10084286	Gulf Power Company	Florida Power & Light Company	Line Technician II	Line Technician II	Permanent
10084287	Gulf Power Company	Florida Power & Light Company	Sr Fleet Area Leader - Dsbn	Sr Fleet Area Leader - Dsbn	Permanent
10084292	Gulf Power Company	Florida Power & Light Company	Line Technician II	Line Technician II	Permanent
10084293	Gulf Power Company	Florida Power & Light Company	Repair Technician	Repair Technician	Permanent
10084294	Gulf Power Company	Florida Power & Light Company	Electrician IV	Electrician IV	Permanent
10084296	Gulf Power Company	Florida Power & Light Company	PGD Plant Manager	PGD Plant Manager	Permanent
10084297	Gulf Power Company	Florida Power & Light Company	Meter Technician A	Meter Technician A	Permanent
10084298	Gulf Power Company	Florida Power & Light Company	Production Lead - Dsbn	Production Lead - Dsbn	Permanent
10084300	Gulf Power Company	Florida Power & Light Company	Senior Project Manager	Senior Project Manager	Permanent
10084301	Gulf Power Company	Florida Power & Light Company	Line Technician II	Line Technician II	Permanent
10084303	Gulf Power Company	Florida Power & Light Company	Line Technician II	Line Technician II	Permanent
10084304	Gulf Power Company	Florida Power & Light Company	Line Technician II	Line Technician II	Permanent
10084306	Gulf Power Company	Florida Power & Light Company	Line Technician II	Line Technician II	Permanent
10084309	Gulf Power Company	Florida Power & Light Company	Sr Customer Advisor	Sr Customer Advisor	Permanent
10084311	Gulf Power Company	Florida Power & Light Company	Meter Technician A	Meter Technician A	Permanent
10084312	Gulf Power Company	Florida Power & Light Company	Substation Technician II	Substation Technician II	Permanent
10084313	Gulf Power Company	Florida Power & Light Company	Service Technician	Service Technician	Permanent
10084315	Gulf Power Company	Florida Power & Light Company	PGD Maintenance Leader	PGD Maintenance Leader	Permanent
10084316	Gulf Power Company	Florida Power & Light Company	Line Technician II	Line Technician II	Permanent
10084317	Gulf Power Company	Florida Power & Light Company	Crew Leader - Gulf	Crew Leader - 1055	Permanent
10084318	Gulf Power Company	Florida Power & Light Company	Line Technician II	Line Technician II	Permanent
10084321	Gulf Power Company	Florida Power & Light Company	Substation Technician II	Substation Technician II	Permanent
10084322	Gulf Power Company	Florida Power & Light Company	Apprentice-Line	Apprentice-Line	Permanent

<u>Employee</u>	<u>Company Transferred from</u>	<u>Company Transferred to</u>	<u>Old Job Assignment</u>	<u>New Job Assignment</u>	<u>Transfer</u> <u>Permanent or</u> <u>Temporary and</u> <u>Duration</u>
10084324	Gulf Power Company	Florida Power & Light Company	Apprentice-Line	Apprentice-Line	Permanent
10084326	Gulf Power Company	Florida Power & Light Company	Production Lead - Dsbn	Production Lead - Dsbn	Permanent
10084328	Gulf Power Company	Florida Power & Light Company	Apprentice-Line	Apprentice-Line	Permanent
10084330	Gulf Power Company	Florida Power & Light Company	Apprentice-Line	Apprentice-Line	Permanent
10084331	Gulf Power Company	Florida Power & Light Company	Line Technician II	Line Technician II	Permanent
10084332	Gulf Power Company	Florida Power & Light Company	Financial & Planning Lead	Financial & Planning Lead	Permanent
10084333	Gulf Power Company	Florida Power & Light Company	Storekeeper II	Storekeeper II	Permanent
10084334	Gulf Power Company	Florida Power & Light Company	Service Technician	Service Technician	Permanent
10084335	Gulf Power Company	Florida Power & Light Company	Operations Leader - T/S	Operations Leader - T/S	Permanent
10084337	Gulf Power Company	Florida Power & Light Company	Operations Leader - Dsbn	Operations Leader - Dsbn	Permanent
10084338	Gulf Power Company	Florida Power & Light Company	Mechanic-Garage	Mechanic-Garage	Permanent
10084339	Gulf Power Company	Florida Power & Light Company	Distribution Control Center Operator	Distribution Control Center Operator	Permanent
10084340	Gulf Power Company	Florida Power & Light Company	Leader Design Services - Dsbn	Leader Design Services - Dsbn	Permanent
10084341	Gulf Power Company	Florida Power & Light Company	Crew Leader - Gulf	Crew Leader - 1055	Permanent
10084342	Gulf Power Company	Florida Power & Light Company	Apprentice-Line	Apprentice-Line	Permanent
10084343	Gulf Power Company	Florida Power & Light Company	Production Lead - Dsbn	Production Lead - Dsbn	Permanent
10084344	Gulf Power Company	Florida Power & Light Company	Production Lead - Dsbn	Production Lead - Dsbn	Permanent
10084345	Gulf Power Company	Florida Power & Light Company	Service Technician	Service Technician	Permanent
10084346	Gulf Power Company	Florida Power & Light Company	PGD Central Maintenance Planner	PGD Central Maintenance Planner	Permanent
10084347	Gulf Power Company	Florida Power & Light Company	Sr Power Coordinator - T/S	Sr Power Coordinator - T/S	Permanent
10084348	Gulf Power Company	Florida Power & Light Company	Transmission Line Tech II	Transmission Line Tech II	Permanent
10084349	Gulf Power Company	Florida Power & Light Company	Leader Central Maint & Construction-Dsbn	Leader Central Maint & Construction-Dsbn	Permanent
10084350	Gulf Power Company	Florida Power & Light Company	Communication Technician	Communication Technician	Permanent
10084352	Gulf Power Company	Florida Power & Light Company	Line Technician II	Line Technician II	Permanent
10084356	Gulf Power Company	Florida Power & Light Company	Line Technician II	Line Technician II	Permanent
10084357	Gulf Power Company	Florida Power & Light Company	Manager Project Management - T/S	Manager Project Management - T/S	Permanent
10084358	Gulf Power Company	Florida Power & Light Company	Service Technician	Service Technician	Permanent
10084361	Gulf Power Company	Florida Power & Light Company	Customer Advisor I	Customer Advisor I	Permanent
10084362	Gulf Power Company	Florida Power & Light Company	Senior Environmental Specialist	Senior Environmental Specialist	Permanent
10084363	Gulf Power Company	Florida Power & Light Company	Sr Engineer	Sr Engineer	Permanent
10084364	Gulf Power Company	Florida Power & Light Company	Home Services Operations Manager	Home Services Operations Manager	Permanent
10084366	Gulf Power Company	Florida Power & Light Company	Line Technician II	Line Technician II	Permanent
10084369	Gulf Power Company	Florida Power & Light Company	Sr. Training Analyst	Sr. Training Analyst	Permanent
10084372	Gulf Power Company	Florida Power & Light Company	Distribution Control Center Operator	Distribution Control Center Operator	Permanent
10084373	Gulf Power Company	Florida Power & Light Company	Gulf CCC Associate	Gulf CCC Associate	Permanent
10084374	Gulf Power Company	Florida Power & Light Company	Sr Manager Customer Care	Sr Manager Customer Care	Permanent
10084375	Gulf Power Company	Florida Power & Light Company	Operations Leader - T/S	Operations Leader - T/S	Permanent
10084377	Gulf Power Company	Florida Power & Light Company	Senior Project Manager	Senior Project Manager	Permanent
10084378	Gulf Power Company	Florida Power & Light Company	Service Technician	Service Technician	Permanent
10084379	Gulf Power Company	Florida Power & Light Company	Production Lead	Production Lead	Permanent
10084382	Gulf Power Company	Florida Power & Light Company	Crew Leader - Gulf	Crew Leader - 1055	Permanent
10084383	Gulf Power Company	Florida Power & Light Company	Apprentice-Line	Apprentice-Line	Permanent
10084385	Gulf Power Company	Florida Power & Light Company	Construction Leader - T/S	Construction Leader - T/S	Permanent
10084386	Gulf Power Company	Florida Power & Light Company	Production Tech II - Gulf	Production Tech II - 1055	Permanent
10084387	Gulf Power Company	Florida Power & Light Company	Service Technician	Service Technician	Permanent
10084388	Gulf Power Company	Florida Power & Light Company	Line Technician II	Line Technician II	Permanent
10084390	Gulf Power Company	Florida Power & Light Company	Technician I - Dsbn	Technician I - Dsbn	Permanent
10084391	Gulf Power Company	Florida Power & Light Company	Sr Technical Specialist - Dsbn	Sr Technical Specialist - Dsbn	Permanent
10084392	Gulf Power Company	Florida Power & Light Company	Sr Technical Specialist - Dsbn	Sr Technical Specialist - Dsbn	Permanent
10084394	Gulf Power Company	Florida Power & Light Company	Service Technician	Service Technician	Permanent
10084397	Gulf Power Company	Florida Power & Light Company	Mail Specialist - Utility	Mail Specialist - Utility	Permanent
10084398	Gulf Power Company	Florida Power & Light Company	Substation Technician II	Substation Technician II	Permanent
10084401	Gulf Power Company	Florida Power & Light Company	Substation Technician II	Substation Technician II	Permanent
10084402	Gulf Power Company	Florida Power & Light Company	Repair Technician	Repair Technician	Permanent
10084407	Gulf Power Company	Florida Power & Light Company	Repair Technician	Repair Technician	Permanent

<u>Employee</u>	<u>Company Transferred from</u>	<u>Company Transferred to</u>	<u>Old Job Assignment</u>	<u>New Job Assignment</u>	<u>Transfer Permanent or Temporary and Duration</u>
10084408	Guif Power Company	Florida Power & Light Company	Area Manager - T/S	Area Manager - T/S	Permanent
10084409	Guif Power Company	Florida Power & Light Company	Substation Technician II	Operations Leader - T/S	Permanent
10084411	Guif Power Company	Florida Power & Light Company	Distribution Control Center Operator	Distribution Control Center Operator	Permanent
10084412	Guif Power Company	Florida Power & Light Company	Service Technician	Service Technician	Permanent
10084413	Guif Power Company	Florida Power & Light Company	Field Service Representative	Field Service Representative	Permanent
10084414	Guif Power Company	Florida Power & Light Company	Manager of DSM Regulatory	Manager of DSM Regulatory	Permanent
10084415	Guif Power Company	Florida Power & Light Company	Service Technician	Service Technician	Permanent
10084416	Guif Power Company	Florida Power & Light Company	Storekeeper II	Storekeeper II	Permanent
10084418	Guif Power Company	Florida Power & Light Company	Production Tech II - Gulf	Production Tech II - 1055	Permanent
10084420	Guif Power Company	Florida Power & Light Company	Line Technician II	Line Technician II	Permanent
10084422	Guif Power Company	Florida Power & Light Company	Production Lead	Production Lead	Permanent
10084424	Guif Power Company	Florida Power & Light Company	Service Technician	Service Technician	Permanent
10084426	Guif Power Company	Florida Power & Light Company	Sr Engineer	Sr Engineer	Permanent
10084427	Guif Power Company	Florida Power & Light Company	Sr Customer Service Peak Representative	Sr Customer Service Peak Representative	Permanent
10084429	Guif Power Company	Florida Power & Light Company	Sr Engineer	Sr Engineer	Permanent
10084430	Guif Power Company	Florida Power & Light Company	Area Manager - Dsbn	Area Manager - Dsbn	Permanent
10084431	Guif Power Company	Florida Power & Light Company	Distribution Control Center Operator	Distribution Control Center Operator	Permanent
10084432	Guif Power Company	Florida Power & Light Company	Electrician IV	Electrician IV	Permanent
10084433	Guif Power Company	Florida Power & Light Company	I & C Technician IV	I & C Technician IV	Permanent
10084434	Guif Power Company	Florida Power & Light Company	Line Technician II	Line Technician II	Permanent
10084436	Guif Power Company	Florida Power & Light Company	Line Technician II	Line Technician II	Permanent
10084437	Guif Power Company	Florida Power & Light Company	Engineer I - T/S	Engineer I - T/S	Permanent
10084438	Guif Power Company	Florida Power & Light Company	Line Technician II	Line Technician II	Permanent
10084439	Guif Power Company	Florida Power & Light Company	Welder Mechanic IV	Welder Mechanic IV	Permanent
10084441	Guif Power Company	Florida Power & Light Company	Apprentice-Line	Apprentice-Line	Permanent
10084442	Guif Power Company	Florida Power & Light Company	Service Technician	Service Technician	Permanent
10084443	Guif Power Company	Florida Power & Light Company	Product Manager	Product Manager	Permanent
10084444	Guif Power Company	Florida Power & Light Company	Product Manager	Product Manager	Permanent
10084446	Guif Power Company	Florida Power & Light Company	Apprentice-Line	Apprentice-Line	Permanent
10084447	Guif Power Company	Florida Power & Light Company	Meter Technician A	Meter Technician A	Permanent
10084448	Guif Power Company	Florida Power & Light Company	Line Technician II	Line Technician II	Permanent
10084450	Guif Power Company	Florida Power & Light Company	Line Technician II	Line Technician II	Permanent
10084453	Guif Power Company	Florida Power & Light Company	Line Technician II	Line Technician II	Permanent
10084454	Guif Power Company	Florida Power & Light Company	Apprentice-Line	Apprentice-Line	Permanent
10084455	Guif Power Company	Florida Power & Light Company	Service Technician	Service Technician	Permanent
10084456	Guif Power Company	Florida Power & Light Company	Storekeeper II	Storekeeper II	Permanent
10084457	Guif Power Company	Florida Power & Light Company	Leader Claims	Leader Claims	Permanent
10084461	Guif Power Company	Florida Power & Light Company	Line Technician II	Line Technician II	Permanent
10084462	Guif Power Company	Florida Power & Light Company	Line Technician II	Line Technician II	Permanent
10084463	Guif Power Company	Florida Power & Light Company	Engineer I	Engineer I	Permanent
10084464	Guif Power Company	Florida Power & Light Company	Production Tech II - Gulf	Production Tech II - 1055	Permanent
10084465	Guif Power Company	Florida Power & Light Company	Technical Specialist I - Dsbn	Technical Specialist I - Dsbn	Permanent
10084466	Guif Power Company	Florida Power & Light Company	Line Technician II	Line Technician II	Permanent
10084467	Guif Power Company	Florida Power & Light Company	Mechanic-Garage	Mechanic-Garage	Permanent
10084468	Guif Power Company	Florida Power & Light Company	Development Tech Specialist - GIS	Development Tech Specialist - GIS	Permanent
10084469	Guif Power Company	Florida Power & Light Company	Sr Customer Service Peak Representative	Sr Customer Service Peak Representative	Permanent
10084470	Guif Power Company	Florida Power & Light Company	Sr Accountant	Sr Accountant	Permanent
10084471	Guif Power Company	Florida Power & Light Company	Production Lead - Dsbn	Production Lead - Dsbn	Permanent
10084472	Guif Power Company	Florida Power & Light Company	Administrative Specialist I	Administrative Specialist I	Permanent
10084475	Guif Power Company	Florida Power & Light Company	Sr Customer Service Peak Representative	Sr Customer Service Peak Representative	Permanent
10084478	Guif Power Company	Florida Power & Light Company	Business Analyst III	Business Analyst III	Permanent
10084480	Guif Power Company	Florida Power & Light Company	Accountant II	Accountant II	Permanent
10084481	Guif Power Company	Florida Power & Light Company	Claims Agent I	Claims Agent I	Permanent
10084483	Guif Power Company	Florida Power & Light Company	Line Technician II	Line Technician II	Permanent
10084485	Guif Power Company	Florida Power & Light Company	Sr Corporate Real Estate Representative	Sr Corporate Real Estate Representative	Permanent

<u>Employee</u>	<u>Company Transferred from</u>	<u>Company Transferred to</u>	<u>Old Job Assignment</u>	<u>New Job Assignment</u>	<u>Transfer Permanent or Temporary and Duration</u>
10084487	Gulf Power Company	Florida Power & Light Company	Sr Resource Optimization Coordinator	Sr Resource Optimization Coordinator	Permanent
10084489	Gulf Power Company	Florida Power & Light Company	Storekeeper II	Storekeeper II	Permanent
10084491	Gulf Power Company	Florida Power & Light Company	Sr Arborist	Sr Arborist	Permanent
10084493	Gulf Power Company	Florida Power & Light Company	Substation Technician II	Substation Technician II	Permanent
10084494	Gulf Power Company	Florida Power & Light Company	Line Technician II	Line Technician II	Permanent
10084495	Gulf Power Company	Florida Power & Light Company	Welder Mechanic IV	Welder Mechanic IV	Permanent
10084497	Gulf Power Company	Florida Power & Light Company	Mechanic-Garage	Mechanic-Garage	Permanent
10084498	Gulf Power Company	Florida Power & Light Company	Meter Technician A	Meter Technician A	Permanent
10084499	Gulf Power Company	Florida Power & Light Company	Construction Leader - T/S	Construction Leader - T/S	Permanent
10084500	Gulf Power Company	Florida Power & Light Company	Transmission Line Tech II	Transmission Line Tech II	Permanent
10084502	Gulf Power Company	Florida Power & Light Company	Substation Technician II	Substation Technician II	Permanent
10084505	Gulf Power Company	Florida Power & Light Company	Sr Communication Specialist	Sr Communication Specialist	Permanent
10084508	Gulf Power Company	Florida Power & Light Company	Service Technician	Service Technician	Permanent
10084509	Gulf Power Company	Florida Power & Light Company	Distribution Control Center Operator	Distribution Control Center Operator	Permanent
10084513	Gulf Power Company	Florida Power & Light Company	Manager Facilities and Mail Operations	Manager Facilities and Mail Operations	Permanent
10084517	Gulf Power Company	Florida Power & Light Company	Technician I - Dsbn	Technician I - Dsbn	Permanent
10084518	Gulf Power Company	Florida Power & Light Company	Customer Advisor I	Customer Advisor I	Permanent
10084519	Gulf Power Company	Florida Power & Light Company	Sr Customer Service Peak Representative	Sr Customer Service Peak Representative	Permanent
10084521	Gulf Power Company	Florida Power & Light Company	Sourcing Specialist II	Sourcing Specialist II	Permanent
10084523	Gulf Power Company	Florida Power & Light Company	Production Tech II - Gulf	Production Tech II - 1055	Permanent
10084527	Gulf Power Company	Florida Power & Light Company	Storekeeper II	Storekeeper II	Permanent
10084529	Gulf Power Company	Florida Power & Light Company	Manager, Major & Governmental Accounts	Manager, Major & Governmental Accounts	Permanent
10084537	Gulf Power Company	Florida Power & Light Company	Administrative Technician	Administrative Technician	Permanent
10084543	Gulf Power Company	Florida Power & Light Company	Sr Customer Advisor	Sr Customer Advisor	Permanent
10084544	Gulf Power Company	Florida Power & Light Company	Administrative Technician	Administrative Technician	Permanent
10084550	Gulf Power Company	Florida Power & Light Company	Field Service Representative	Field Service Representative	Permanent
10084552	Gulf Power Company	Florida Power & Light Company	Operations Leader - T/S	Operations Leader - T/S	Permanent
10084556	Gulf Power Company	Florida Power & Light Company	Production Tech II - Gulf	Production Tech II - 1055	Permanent
10084559	Gulf Power Company	Florida Power & Light Company	Leader Training and Programs - Dsbn	Leader Training and Programs - Dsbn	Permanent
10084560	Gulf Power Company	Florida Power & Light Company	Field Service Representative	Field Service Representative	Permanent
10084562	Gulf Power Company	Florida Power & Light Company	Production Lead	Production Lead	Permanent
10084565	Gulf Power Company	Florida Power & Light Company	Service Technician	Service Technician	Permanent
10084567	Gulf Power Company	Florida Power & Light Company	Principal Accountant	Principal Accountant	Permanent
10084570	Gulf Power Company	Florida Power & Light Company	Service Technician	Service Technician	Permanent
10084571	Gulf Power Company	Florida Power & Light Company	Storekeeper II	Storekeeper II	Permanent
10084573	Gulf Power Company	Florida Power & Light Company	Production Tech II - Gulf	Production Tech II - 1055	Permanent
10084574	Gulf Power Company	Florida Power & Light Company	Line Technician II	Line Technician II	Permanent
10084575	Gulf Power Company	Florida Power & Light Company	Distribution Control Center Operator	Distribution Control Center Operator	Permanent
10084578	Gulf Power Company	Florida Power & Light Company	Line Technician II	Line Technician II	Permanent
10084580	Gulf Power Company	Florida Power & Light Company	PGD Maintenance Leader	PGD Maintenance Leader	Permanent
10084581	Gulf Power Company	Florida Power & Light Company	Administrative Technician	Administrative Technician	Permanent
10084584	Gulf Power Company	Florida Power & Light Company	Customer Service Rep I	Customer Service Rep I	Permanent
10084585	Gulf Power Company	Florida Power & Light Company	Gulf Executive Administrative Assistant	Executive Administrative Assistant	Permanent
10084587	Gulf Power Company	Florida Power & Light Company	Sr Customer Service Peak Representative	Sr Customer Service Peak Representative	Permanent
10084590	Gulf Power Company	Florida Power & Light Company	Production Tech II - Gulf	Production Tech II - 1055	Permanent
10084591	Gulf Power Company	Florida Power & Light Company	Sr Power Coordinator - T/S	Sr Power Coordinator - T/S	Permanent
10084593	Gulf Power Company	Florida Power & Light Company	Meter Technician B	Meter Technician B	Permanent
10084595	Gulf Power Company	Florida Power & Light Company	Production Tech II - Gulf	Production Tech II - 1055	Permanent
10084596	Gulf Power Company	Florida Power & Light Company	PGD Plant Manager	PGD Plant Manager	Permanent
10084599	Gulf Power Company	Florida Power & Light Company	Line Technician II	Line Technician II	Permanent
10084600	Gulf Power Company	Florida Power & Light Company	Substation Technician II	Substation Technician II	Permanent
10084601	Gulf Power Company	Florida Power & Light Company	Sr Technical Specialist - Dsbn	Sr Technical Specialist - Dsbn	Permanent
10084603	Gulf Power Company	Florida Power & Light Company	Crew Leader - Gulf	Crew Leader - 1055	Permanent
10084604	Gulf Power Company	Florida Power & Light Company	Service Technician	Service Technician	Permanent
10084605	Gulf Power Company	Florida Power & Light Company	Distribution Control Center Operator	Distribution Control Center Operator	Permanent

<u>Employee</u>	<u>Company Transferred from</u>	<u>Company Transferred to</u>	<u>Old Job Assignment</u>	<u>New Job Assignment</u>	<u>Transfer</u> <u>Permanent or</u> <u>Temporary and</u> <u>Duration</u>
10084606	Gulf Power Company	Florida Power & Light Company	Environmental Chemist	Environmental Chemist	Permanent
10084610	Gulf Power Company	Florida Power & Light Company	Production Lead	Production Lead	Permanent
10084612	Gulf Power Company	Florida Power & Light Company	Production Tech II - Gulf	Production Tech II - 1055	Permanent
10084615	Gulf Power Company	Florida Power & Light Company	Engineering Supervisor	Engineering Supervisor	Permanent
10084616	Gulf Power Company	Florida Power & Light Company	Communication Technician	Communication Technician	Permanent
10084618	Gulf Power Company	Florida Power & Light Company	Service Technician	Service Technician	Permanent
10084619	Gulf Power Company	Florida Power & Light Company	Production Tech II - Gulf	Production Tech II - 1055	Permanent
10084620	Gulf Power Company	Florida Power & Light Company	Line Technician II	Line Technician II	Permanent
10084621	Gulf Power Company	Florida Power & Light Company	Service Technician	Service Technician	Permanent
10084622	Gulf Power Company	Florida Power & Light Company	Transmission Line Tech II	Transmission Line Tech II	Permanent
10084624	Gulf Power Company	Florida Power & Light Company	Sr Customer Service Peak Representative	Sr Customer Service Peak Representative	Permanent
10084625	Gulf Power Company	Florida Power & Light Company	Transmission Line Tech II	Transmission Line Tech II	Permanent
10084626	Gulf Power Company	Florida Power & Light Company	Production Lead	Production Lead	Permanent
10084628	Gulf Power Company	Florida Power & Light Company	Distribution Control Center Operator	Distribution Control Center Operator	Permanent
10084629	Gulf Power Company	Florida Power & Light Company	Apprentice-Line	Apprentice-Line	Permanent
10084635	Gulf Power Company	Florida Power & Light Company	Sr Business Analyst	Sr Business Analyst	Permanent
10084640	Gulf Power Company	Florida Power & Light Company	Substation Technician II	Substation Technician II	Permanent
10084641	Gulf Power Company	Florida Power & Light Company	Engineering Leader - Dsbn	Engineering Leader - Dsbn	Permanent
10084642	Gulf Power Company	Florida Power & Light Company	Apprentice-Line	Apprentice-Line	Permanent
10084643	Gulf Power Company	Florida Power & Light Company	Winch Trk Oper II	Winch Trk Oper II	Permanent
10084644	Gulf Power Company	Florida Power & Light Company	Service Technician	Service Technician	Permanent
10084645	Gulf Power Company	Florida Power & Light Company	Sr Technician - Dsbn	Sr Technician - Dsbn	Permanent
10084646	Gulf Power Company	Florida Power & Light Company	Service Technician	Service Technician	Permanent
10084648	Gulf Power Company	Florida Power & Light Company	Apprentice-Line	Apprentice-Line	Permanent
10084649	Gulf Power Company	Florida Power & Light Company	Gulf CCC Associate	CCC Associate	Permanent
10084650	Gulf Power Company	Florida Power & Light Company	Welder Mechanic IV	Welder Mechanic IV	Permanent
10084652	Gulf Power Company	Florida Power & Light Company	Sr Power Coordinator - T/S	Sr Power Coordinator - T/S	Permanent
10084653	Gulf Power Company	Florida Power & Light Company	Sr Environmental Specialist	Sr Environmental Specialist	Permanent
10084657	Gulf Power Company	Florida Power & Light Company	Customer Advocacy Resolution Supervisor	Customer Advocacy Resolution Supervisor	Permanent
10084660	Gulf Power Company	Florida Power & Light Company	Customer Advisor I	Customer Advisor I	Permanent
10084663	Gulf Power Company	Florida Power & Light Company	Lead Project Manager	Lead Project Manager	Permanent
10084664	Gulf Power Company	Florida Power & Light Company	Sr Customer Advisor	Sr Customer Advisor	Permanent
10084668	Gulf Power Company	Florida Power & Light Company	Line Technician II	Line Technician II	Permanent
10084671	Gulf Power Company	Florida Power & Light Company	General Manager Technical Services	General Manager Technical Services	Permanent
10084673	Gulf Power Company	Florida Power & Light Company	Transmission Line Tech II	Transmission Line Tech II	Permanent
10084674	Gulf Power Company	Florida Power & Light Company	Construction Leader - T/S	Construction Leader - T/S	Permanent
10084675	Gulf Power Company	Florida Power & Light Company	Gulf CCC Associate	CCC Associate	Permanent
10084678	Gulf Power Company	Florida Power & Light Company	Sr Emergency Preparedness Spec	Sr Emergency Preparedness Spec	Permanent
10084682	Gulf Power Company	Florida Power & Light Company	Manager Meter Operations	Manager Meter Operations	Permanent
10084683	Gulf Power Company	Florida Power & Light Company	Environmental Specialist II	Environmental Specialist II	Permanent
10084685	Gulf Power Company	Florida Power & Light Company	Service Technician	Service Technician	Permanent
10084687	Gulf Power Company	Florida Power & Light Company	Mechanic-Garage	Mechanic-Garage	Permanent
10084688	Gulf Power Company	Florida Power & Light Company	Transmission Line Tech II	Transmission Line Tech II	Permanent
10084690	Gulf Power Company	Florida Power & Light Company	Senior PGD Tech Services Project Mgr	Senior PGD Tech Services Project Mgr	Permanent
10084692	Gulf Power Company	Florida Power & Light Company	Construction Leader - T/S	Construction Leader - T/S	Permanent
10084693	Gulf Power Company	Florida Power & Light Company	Production Lead - Dsbn	Production Lead - Dsbn	Permanent
10084694	Gulf Power Company	Florida Power & Light Company	Service Technician	Service Technician	Permanent
10084696	Gulf Power Company	Florida Power & Light Company	Substation Technician II	Substation Technician II	Permanent
10084697	Gulf Power Company	Florida Power & Light Company	Customer Advisor I	Customer Advisor I	Permanent
10084698	Gulf Power Company	Florida Power & Light Company	Customer Advisor I	Customer Advisor I	Permanent
10084700	Gulf Power Company	Florida Power & Light Company	Production Tech II - Gulf	Production Tech II - 1055	Permanent
10084701	Gulf Power Company	Florida Power & Light Company	Production Tech II - Gulf	Production Tech II - 1055	Permanent
10084702	Gulf Power Company	Florida Power & Light Company	Director - External Affairs & Economic D	Director - External Affairs & Economic D	Permanent
10084703	Gulf Power Company	Florida Power & Light Company	Customer Advisor I	Customer Advisor I	Permanent
10084707	Gulf Power Company	Florida Power & Light Company	Apprentice-Line	Apprentice-Line	Permanent

<u>Employee</u>	<u>Company Transferred from</u>	<u>Company Transferred to</u>	<u>Old Job Assignment</u>	<u>New Job Assignment</u>	<u>Transfer</u> <u>Permanent or</u> <u>Temporary and</u> <u>Duration</u>
10084708	Gulf Power Company	Florida Power & Light Company	Principal Accountant	Principal Accountant	Permanent
10084709	Gulf Power Company	Florida Power & Light Company	Rate Development Lead	Rate Development Lead	Permanent
10084711	Gulf Power Company	Florida Power & Light Company	Distribution Control Center Operator	Distribution Control Center Operator	Permanent
10084712	Gulf Power Company	Florida Power & Light Company	Associate Customer Advisor	Associate Customer Advisor	Permanent
10084713	Gulf Power Company	Florida Power & Light Company	Storekeeper II	Storekeeper II	Permanent
10084716	Gulf Power Company	Florida Power & Light Company	Service Technician	Service Technician	Permanent
10084720	Gulf Power Company	Florida Power & Light Company	Production Tech II - Gulf	Production Tech II - 1055	Permanent
10084722	Gulf Power Company	Florida Power & Light Company	Winch Trk Oper II	Winch Trk Oper II	Permanent
10084723	Gulf Power Company	Florida Power & Light Company	Production Lead - Dsbn	Production Lead - Dsbn	Permanent
10084724	Gulf Power Company	Florida Power & Light Company	Line Technician II	Line Technician II	Permanent
10084725	Gulf Power Company	Florida Power & Light Company	Product Manager	Product Manager	Permanent
10084729	Gulf Power Company	Florida Power & Light Company	Equipment Reliability Center Leader-Dsbn	Equipment Reliability Center Leader-Dsbn	Permanent
10084730	Gulf Power Company	Florida Power & Light Company	Line Technician II	Line Technician II	Permanent
10084733	Gulf Power Company	Florida Power & Light Company	Line Technician II	Line Technician II	Permanent
10084736	Gulf Power Company	Florida Power & Light Company	Service Technician	Service Technician	Permanent
10084737	Gulf Power Company	Florida Power & Light Company	Apprentice-Line	Apprentice-Line	Permanent
10084738	Gulf Power Company	Florida Power & Light Company	Production Lead	Production Lead	Permanent
10084741	Gulf Power Company	Florida Power & Light Company	Substation Technician II	Substation Technician II	Permanent
10084742	Gulf Power Company	Florida Power & Light Company	Repair Technician	Repair Technician	Permanent
10084743	Gulf Power Company	Florida Power & Light Company	Sr. Manager Strategic Initiatives	Sr. Manager Strategic Initiatives	Permanent
10084745	Gulf Power Company	Florida Power & Light Company	Operations Leader - T/S	Operations Leader - T/S	Permanent
10084746	Gulf Power Company	Florida Power & Light Company	Production Lead - Dsbn	Production Lead - Dsbn	Permanent
10084749	Gulf Power Company	Florida Power & Light Company	Sr Technical Specialist - Dsbn	Sr Technical Specialist - Dsbn	Permanent
10084750	Gulf Power Company	Florida Power & Light Company	Production Lead - Dsbn	Production Lead - Dsbn	Permanent
10084751	Gulf Power Company	Florida Power & Light Company	Service Technician	Service Technician	Permanent
10084753	Gulf Power Company	Florida Power & Light Company	Field Service Representative	Field Service Representative	Permanent
10084756	Gulf Power Company	Florida Power & Light Company	Service Technician	Service Technician	Permanent
10084757	Gulf Power Company	Florida Power & Light Company	Apprentice-Line	Apprentice-Line	Permanent
10084764	Gulf Power Company	Florida Power & Light Company	Line Technician II	Line Technician II	Permanent
10084765	Gulf Power Company	Florida Power & Light Company	Production Tech II - Gulf	Production Tech II - 1055	Permanent
10084772	Gulf Power Company	Florida Power & Light Company	Sr Customer Service Peak Representative	Sr Customer Service Peak Representative	Permanent
10084777	Gulf Power Company	Florida Power & Light Company	Sr Engineer	Sr Engineer	Permanent
10084778	Gulf Power Company	Florida Power & Light Company	Engineering Leader - Dsbn	Engineering Leader - Dsbn	Permanent
10084779	Gulf Power Company	Florida Power & Light Company	Meter Technician A	Meter Technician A	Permanent
10084780	Gulf Power Company	Florida Power & Light Company	Line Technician II	Line Technician II	Permanent
10084781	Gulf Power Company	Florida Power & Light Company	Substation Technician II	Substation Technician II	Permanent
10084782	Gulf Power Company	Florida Power & Light Company	Service Technician	Service Technician	Permanent
10084783	Gulf Power Company	Florida Power & Light Company	Sr Customer Service Peak Representative	Sr Customer Service Peak Representative	Permanent
10084785	Gulf Power Company	Florida Power & Light Company	Apprentice-Line	Apprentice-Line	Permanent
10084787	Gulf Power Company	Florida Power & Light Company	Line Technician II	Line Technician II	Permanent
10084788	Gulf Power Company	Florida Power & Light Company	Billing Technician II - PD	Billing Technician II - PD	Permanent
10084790	Gulf Power Company	Florida Power & Light Company	Senior Director, External Affairs	Senior Director, External Affairs	Permanent
10084793	Gulf Power Company	Florida Power & Light Company	Assoc Technician - Dsbn	Assoc Technician - Dsbn	Permanent
10084794	Gulf Power Company	Florida Power & Light Company	Principal Financial Analyst	Principal Financial Analyst	Permanent
10084795	Gulf Power Company	Florida Power & Light Company	Meter Technician A	Meter Technician A	Permanent
10084797	Gulf Power Company	Florida Power & Light Company	Sr Customer Advisor	Sr Customer Advisor	Permanent
10084798	Gulf Power Company	Florida Power & Light Company	Substation Technician II	Substation Technician II	Permanent
10084800	Gulf Power Company	Florida Power & Light Company	Lead Land Services Representative	Lead Land Services Representative	Permanent
10084801	Gulf Power Company	Florida Power & Light Company	I & C Technician IV	I & C Technician IV	Permanent
10084802	Gulf Power Company	Florida Power & Light Company	Sr Customer Service Peak Representative	Sr Customer Service Peak Representative	Permanent
10084803	Gulf Power Company	Florida Power & Light Company	Line Technician II	Line Technician II	Permanent
10084804	Gulf Power Company	Florida Power & Light Company	Principal PGD Engineer	Principal PGD Engineer	Permanent
10084805	Gulf Power Company	Florida Power & Light Company	Substation Technician II	Substation Technician II	Permanent
10084814	Gulf Power Company	Florida Power & Light Company	Change Management Lead	Change Management Lead	Permanent
10084816	Gulf Power Company	Florida Power & Light Company	Sr Technician - Dsbn	Sr Technician - Dsbn	Permanent

<u>Employee</u>	<u>Company Transferred from</u>	<u>Company Transferred to</u>	<u>Old Job Assignment</u>	<u>New Job Assignment</u>	<u>Transfer</u> <u>Permanent or</u> <u>Temporary and</u> <u>Duration</u>
10084817	Gulf Power Company	Florida Power & Light Company	Winch Trk Oper II	Winch Trk Oper II	Permanent
10084819	Gulf Power Company	Florida Power & Light Company	Associate Customer Advisor	Associate Customer Advisor	Permanent
10084821	Gulf Power Company	Florida Power & Light Company	Administrative Technician	Administrative Technician	Permanent
10084822	Gulf Power Company	Florida Power & Light Company	Production Tech II - Gulf	Production Tech II - 1055	Permanent
10084823	Gulf Power Company	Florida Power & Light Company	Sr. Environmental Specialist	Sr. Environmental Specialist	Permanent
10084825	Gulf Power Company	Florida Power & Light Company	Project Manager I	Project Manager I	Permanent
10084826	Gulf Power Company	Florida Power & Light Company	Sr Inventory Services Specialist	Sr Inventory Services Specialist	Permanent
10084828	Gulf Power Company	Florida Power & Light Company	Transmission Line Tech II	Transmission Line Tech II	Permanent
10084829	Gulf Power Company	Florida Power & Light Company	Operations Leader - PD	Operations Leader - PD	Permanent
10084830	Gulf Power Company	Florida Power & Light Company	External Affairs Manager II	External Affairs Manager II	Permanent
10084832	Gulf Power Company	Florida Power & Light Company	Sr Technical Specialist - Dsbn	Sr Technical Specialist - Dsbn	Permanent
10084835	Gulf Power Company	Florida Power & Light Company	Crew Leader - Gulf	Crew Leader - 1055	Permanent
10084837	Gulf Power Company	Florida Power & Light Company	Sr Communication Specialist	Service Technician	Permanent
10084838	Gulf Power Company	Florida Power & Light Company	Senior Environmental Specialist	Senior Environmental Specialist	Permanent
10084841	Gulf Power Company	Florida Power & Light Company	NOC Systems Analyst II - CS	NOC Systems Analyst II - CS	Permanent
10084855	Gulf Power Company	Florida Power & Light Company	Line Technician II	Line Technician II	Permanent
10084857	Gulf Power Company	Florida Power & Light Company	Sr Technician - Dsbn	Sr Technician - Dsbn	Permanent
10084858	Gulf Power Company	Florida Power & Light Company	Associate Customer Advisor	Associate Customer Advisor	Permanent
10084860	Gulf Power Company	Florida Power & Light Company	Business Analyst III	Business Analyst III	Permanent
10084861	Gulf Power Company	Florida Power & Light Company	Product Manager II	Product Manager II	Permanent
10084867	Gulf Power Company	Florida Power & Light Company	Repair Technician	Repair Technician	Permanent
10084868	Gulf Power Company	Florida Power & Light Company	Crew Leader - Gulf	Crew Leader - 1055	Permanent
10084869	Gulf Power Company	Florida Power & Light Company	Crew Leader - Gulf	Crew Leader - 1055	Permanent
10084870	Gulf Power Company	Florida Power & Light Company	Line Technician II	Line Technician II	Permanent
10084874	Gulf Power Company	Florida Power & Light Company	Associate Customer Advisor	Associate Customer Advisor	Permanent
10084875	Gulf Power Company	Florida Power & Light Company	Line Technician II	Line Technician II	Permanent
10084878	Gulf Power Company	Florida Power & Light Company	Project Manager - Gulf	Project Manager	Permanent
10084882	Gulf Power Company	Florida Power & Light Company	Field Service Representative	Field Service Representative	Permanent
10084885	Gulf Power Company	Florida Power & Light Company	Storekeeper II	Storekeeper II	Permanent
10084886	Gulf Power Company	Florida Power & Light Company	Production Tech II - Gulf	Production Tech II - 1055	Permanent
10084888	Gulf Power Company	Florida Power & Light Company	Product Manager	Product Manager	Permanent
10084889	Gulf Power Company	Florida Power & Light Company	Sr. Training Instructor	Sr. Training Instructor	Permanent
10084891	Gulf Power Company	Florida Power & Light Company	Customer Service Rep I	Customer Service Rep I	Permanent
10084893	Gulf Power Company	Florida Power & Light Company	Customer Advisor II	Customer Advisor II	Permanent
10084896	Gulf Power Company	Florida Power & Light Company	External Affairs Manager II	External Affairs Manager II	Permanent
10084898	Gulf Power Company	Florida Power & Light Company	Sr Engineer	Sr Engineer	Permanent
10084899	Gulf Power Company	Florida Power & Light Company	Administrative Technician	Administrative Technician	Permanent
10084900	Gulf Power Company	Florida Power & Light Company	Service Technician	Service Technician	Permanent
10084901	Gulf Power Company	Florida Power & Light Company	Service Technician	Service Technician	Permanent
10084905	Gulf Power Company	Florida Power & Light Company	Service Technician	Service Technician	Permanent
10084908	Gulf Power Company	Florida Power & Light Company	Administrative Specialist I	Administrative Specialist I	Permanent
10084909	Gulf Power Company	Florida Power & Light Company	Economic Development Manager	Economic Development Manager	Permanent
10084913	Gulf Power Company	Florida Power & Light Company	Service Technician	Service Technician	Permanent
10084916	Gulf Power Company	Florida Power & Light Company	Sr Power Coordinator - T/S	Sr Power Coordinator - T/S	Permanent
10084917	Gulf Power Company	Florida Power & Light Company	Customer Service Rep I	Customer Service Rep I	Permanent
10084918	Gulf Power Company	Florida Power & Light Company	Line Technician II	Line Technician II	Permanent
10084919	Gulf Power Company	Florida Power & Light Company	Apprentice-Line	Apprentice-Line	Permanent
10084921	Gulf Power Company	Florida Power & Light Company	Production Tech II - Gulf	Production Tech II - 1055	Permanent
10084923	Gulf Power Company	Florida Power & Light Company	Administrative Technician	Administrative Technician	Permanent
10084926	Gulf Power Company	Florida Power & Light Company	Sr Technician - Dsbn	Sr Technician - Dsbn	Permanent
10084927	Gulf Power Company	Florida Power & Light Company	Storekeeper II	Storekeeper II	Permanent
10084928	Gulf Power Company	Florida Power & Light Company	Senior Community Relations Specialist, N	Senior Community Relations Specialist, N	Permanent
10084929	Gulf Power Company	Florida Power & Light Company	Distribution Control Center Operator	Distribution Control Center Operator	Permanent
10084932	Gulf Power Company	Florida Power & Light Company	Engineer II	Engineer II	Permanent

<u>Employee</u>	<u>Company Transferred from</u>	<u>Company Transferred to</u>	<u>Old Job Assignment</u>	<u>New Job Assignment</u>	<u>Transfer</u> <u>Permanent or</u> <u>Temporary and</u> <u>Duration</u>
10084935	Gulf Power Company	Florida Power & Light Company	Apprentice-Line	Apprentice-Line	Permanent
10084936	Gulf Power Company	Florida Power & Light Company	Regional Manager Energy Solutions	Regional Manager Energy Solutions	Permanent
10084937	Gulf Power Company	Florida Power & Light Company	PGD Maintenance Specialist	PGD Maintenance Specialist	Permanent
10084938	Gulf Power Company	Florida Power & Light Company	Area Security Mgr	Area Security Mgr	Permanent
10084939	Gulf Power Company	Florida Power & Light Company	Change Management Lead	Change Management Lead	Permanent
10084940	Gulf Power Company	Florida Power & Light Company	Sr Area Security Manager	Sr Area Security Manager	Permanent
10084941	Gulf Power Company	Florida Power & Light Company	Service Technician	Service Technician	Permanent
10084947	Gulf Power Company	Florida Power & Light Company	Mgr Land Services Acquisition	Mgr Land Services Acquisition	Permanent
10084949	Gulf Power Company	Florida Power & Light Company	Manager Labor Relations - Gulf	Manager Labor Relations	Permanent
10084956	Gulf Power Company	Florida Power & Light Company	Engineer I - Dsbn	Engineer I - Dsbn	Permanent
10084958	Gulf Power Company	Florida Power & Light Company	Sr Technician - Dsbn	Sr Technician - Dsbn	Permanent
10084959	Gulf Power Company	Florida Power & Light Company	Apprentice-Line	Apprentice-Line	Permanent
10084963	Gulf Power Company	Florida Power & Light Company	Service Technician	Service Technician	Permanent
10084963	Gulf Power Company	Florida Power & Light Company	Line Technician II	Line Technician II	Permanent
10084965	Gulf Power Company	Florida Power & Light Company	Line Technician II	Line Technician II	Permanent
10084967	Gulf Power Company	Florida Power & Light Company	Sr PGD Technical Services Specialist	Sr PGD Technical Services Specialist	Permanent
10084969	Gulf Power Company	Florida Power & Light Company	Apprentice-Line	Apprentice-Line	Permanent
10084970	Gulf Power Company	Florida Power & Light Company	Environmental Chemist	Environmental Chemist	Permanent
10084973	Gulf Power Company	Florida Power & Light Company	Storekeeper II	Storekeeper II	Permanent
10084974	Gulf Power Company	Florida Power & Light Company	Meter Technician A	Meter Technician A	Permanent
10084983	Gulf Power Company	Florida Power & Light Company	Storekeeper II	Storekeeper II	Permanent
10084985	Gulf Power Company	Florida Power & Light Company	Sr Customer Service Peak Representative	Sr Customer Service Peak Representative	Permanent
10084986	Gulf Power Company	Florida Power & Light Company	Mechanic-Garage	Mechanic-Garage	Permanent
10084989	Gulf Power Company	Florida Power & Light Company	Sr Business Analyst	Sr Business Analyst	Permanent
10084991	Gulf Power Company	Florida Power & Light Company	Sr Corporate Real Estate Representative	Sr Corporate Real Estate Representative	Permanent
10084993	Gulf Power Company	Florida Power & Light Company	Storekeeper II	Storekeeper II	Permanent
10084993	Gulf Power Company	Florida Power & Light Company	Environmental Chemist	Environmental Chemist	Permanent
10084994	Gulf Power Company	Florida Power & Light Company	Apprentice-Line	Apprentice-Line	Permanent
10084996	Gulf Power Company	Florida Power & Light Company	Substation Technician II	Substation Technician II	Permanent
10084996	Gulf Power Company	Florida Power & Light Company	Sr Customer Service Peak Representative	Sr Customer Service Peak Representative	Permanent
10085000	Gulf Power Company	Florida Power & Light Company	Engineer II - Dsbn	Engineer II - Dsbn	Permanent
10085001	Gulf Power Company	Florida Power & Light Company	Apprentice-Line	Apprentice-Line	Permanent
10085003	Gulf Power Company	Florida Power & Light Company	Area Manager - Dsbn	Area Manager - Dsbn	Permanent
10085004	Gulf Power Company	Florida Power & Light Company	Sr Engineer - DAL	Sr Engineer - DAL	Permanent
10085008	Gulf Power Company	Florida Power & Light Company	Apprentice-Line	Apprentice-Line	Permanent
10085009	Gulf Power Company	Florida Power & Light Company	Arborist II	Arborist II	Permanent
10085010	Gulf Power Company	Florida Power & Light Company	Production Lead - Dsbn	Production Lead - Dsbn	Permanent
10085015	Gulf Power Company	Florida Power & Light Company	Administrative Specialist I	Administrative Specialist I	Permanent
10085017	Gulf Power Company	Florida Power & Light Company	Production Tech II - Gulf	Production Tech II - 1055	Permanent
10085019	Gulf Power Company	Florida Power & Light Company	Customer Advocacy Resolution Supervisor	Customer Advocacy Resolution Supervisor	Permanent
10085021	Gulf Power Company	Florida Power & Light Company	Storekeeper II	Storekeeper II	Permanent
10085022	Gulf Power Company	Florida Power & Light Company	Sr Visual Communications Specialist	Sr Visual Communications Specialist	Permanent
10085024	Gulf Power Company	Florida Power & Light Company	Service Technician	Service Technician	Permanent
10085026	Gulf Power Company	Florida Power & Light Company	Sr Customer Service Peak Representative	Sr Customer Service Peak Representative	Permanent
10085027	Gulf Power Company	Florida Power & Light Company	Substation Technician II	Substation Technician II	Permanent
10085029	Gulf Power Company	Florida Power & Light Company	Line Technician II	Line Technician II	Permanent
10085030	Gulf Power Company	Florida Power & Light Company	Control Center Switching Lead	Control Center Switching Lead	Permanent
10085034	Gulf Power Company	Florida Power & Light Company	Change Management Lead	Change Management Lead	Permanent
10085037	Gulf Power Company	Florida Power & Light Company	Apprentice-Line	Apprentice-Line	Permanent
10085038	Gulf Power Company	Florida Power & Light Company	Service Technician	Service Technician	Permanent
10085040	Gulf Power Company	Florida Power & Light Company	Line Technician II	Line Technician II	Permanent
10085041	Gulf Power Company	Florida Power & Light Company	Line Technician II	Line Technician II	Permanent
10085042	Gulf Power Company	Florida Power & Light Company	Associate Business Analyst	Associate Business Analyst	Permanent
10085048	Gulf Power Company	Florida Power & Light Company	Sr Power Coordinator - T/S	Sr Power Coordinator - T/S	Permanent
10085049	Gulf Power Company	Florida Power & Light Company	Customer Advocacy Resolution Supervisor	Customer Advocacy Resolution Supervisor	Permanent

<u>Employee</u>	<u>Company Transferred from</u>	<u>Company Transferred to</u>	<u>Old Job Assignment</u>	<u>New Job Assignment</u>	<u>Transfer Permanent or Temporary and Duration</u>
10085050	Gulf Power Company	Florida Power & Light Company	Sr Customer Service Peak Representative	Sr Customer Service Peak Representative	Permanent
10085051	Gulf Power Company	Florida Power & Light Company	Line Technician II	Line Technician II	Permanent
10085052	Gulf Power Company	Florida Power & Light Company	PGD Business Analyst	PGD Business Analyst	Permanent
10085053	Gulf Power Company	Florida Power & Light Company	Sr PGD Operations Specialist	Sr PGD Operations Specialist	Permanent
10085056	Gulf Power Company	Florida Power & Light Company	PGD Maintenance Leader	PGD Maintenance Leader	Permanent
10085057	Gulf Power Company	Florida Power & Light Company	Line Technician II	Line Technician II	Permanent
10085058	Gulf Power Company	Florida Power & Light Company	Sr Customer Service Peak Representative	Sr Customer Service Peak Representative	Permanent
10085059	Gulf Power Company	Florida Power & Light Company	Engineer II - Dsbn	Engineer II - Dsbn	Permanent
10085060	Gulf Power Company	Florida Power & Light Company	Service Technician	Service Technician	Permanent
10085063	Gulf Power Company	Florida Power & Light Company	Lead Development Technology Specialist	Lead Development Technology Specialist	Permanent
10085064	Gulf Power Company	Florida Power & Light Company	Administrative Specialist II	Administrative Specialist II	Permanent
10085066	Gulf Power Company	Florida Power & Light Company	Electrician IV	Electrician IV	Permanent
10085069	Gulf Power Company	Florida Power & Light Company	Operations Leader - T/S	Operations Leader - T/S	Permanent
10085072	Gulf Power Company	Florida Power & Light Company	NOC Systems Analyst I - CS	NOC Systems Analyst I - CS	Permanent
10085079	Gulf Power Company	Florida Power & Light Company	Technician I - Dsbn	Technician I - Dsbn	Permanent
10085081	Gulf Power Company	Florida Power & Light Company	Service Technician	Service Technician	Permanent
10085084	Gulf Power Company	Florida Power & Light Company	Production Tech I - 1055	Production Tech I - 1055	Permanent
10085085	Gulf Power Company	Florida Power & Light Company	Sr Communication Specialist	Sr Communication Specialist	Permanent
10085086	Gulf Power Company	Florida Power & Light Company	Service Technician	Service Technician	Permanent
10085090	Gulf Power Company	Florida Power & Light Company	Line Technician II	Line Technician II	Permanent
10085092	Gulf Power Company	Florida Power & Light Company	Sr Customer Service Peak Representative	Sr Customer Service Peak Representative	Permanent
10085095	Gulf Power Company	Florida Power & Light Company	Service Technician	Service Technician	Permanent
10085096	Gulf Power Company	Florida Power & Light Company	Environmental Chemist	Environmental Chemist	Permanent
10085097	Gulf Power Company	Florida Power & Light Company	Engineer II - Dsbn	Engineer II - Dsbn	Permanent
10085099	Gulf Power Company	Florida Power & Light Company	Production Tech II - Gulf	Production Tech II - 1055	Permanent
10085100	Gulf Power Company	Florida Power & Light Company	Storekeeper II	Storekeeper II	Permanent
10085102	Gulf Power Company	Florida Power & Light Company	Lead HR Advisor	Lead HR Advisor	Permanent
10085103	Gulf Power Company	Florida Power & Light Company	Field Service Representative	Field Service Representative	Permanent
10085105	Gulf Power Company	Florida Power & Light Company	Sr Engineer	Sr Engineer	Permanent
10085106	Gulf Power Company	Florida Power & Light Company	Sr Supply Chain Specialist	Sr Supply Chain Specialist	Permanent
10085107	Gulf Power Company	Florida Power & Light Company	PGD Principal Technical Svcs Spec	PGD Principal Technical Svcs Spec	Permanent
10085110	Gulf Power Company	Florida Power & Light Company	Production Tech II - Gulf	Production Tech II - Gulf	Permanent
10085112	Gulf Power Company	Florida Power & Light Company	Business Analyst I	Business Analyst I	Permanent
10085114	Gulf Power Company	Florida Power & Light Company	Sr Customer Service Peak Representative	Sr Customer Service Peak Representative	Permanent
10085115	Gulf Power Company	Florida Power & Light Company	Production Tech I - Gulf	Production Tech I - Gulf	Permanent
10085117	Gulf Power Company	Florida Power & Light Company	PGD Business Services Leader	PGD Business Services Leader	Permanent
10085118	Gulf Power Company	Florida Power & Light Company	Sr Fleet Services Program Spec - PD	Sr Fleet Services Program Spec - PD	Permanent
10085119	Gulf Power Company	Florida Power & Light Company	PGD Tech Services Project Mgr	PGD Tech Services Project Mgr	Permanent
10086432	Gulf Power Company	Florida Power & Light Company	Principal Engineer	Principal Engineer	Permanent
10086433	Gulf Power Company	Florida Power & Light Company	IT Technology Manager	IT Technology Manager	Permanent
10086435	Gulf Power Company	Florida Power & Light Company	VP & Associate General Counsel	VP & Associate General Counsel	Permanent
10086476	Gulf Power Company	Florida Power & Light Company	Principal IT Business Systems Analyst	Principal IT Business Systems Analyst	Permanent
10086977	Gulf Power Company	Florida Power & Light Company	Accountant I	Accountant I	Permanent
10087343	Gulf Power Company	Florida Power & Light Company	Sr Accountant	Sr Accountant	Permanent
10087345	Gulf Power Company	Florida Power & Light Company	Service Technician	Service Technician	Permanent
10087424	Gulf Power Company	Florida Power & Light Company	Production Lead - Dsbn	Production Lead - Dsbn	Permanent
10087472	Gulf Power Company	Florida Power & Light Company	Sr Power Coordinator - T/S	Sr Power Coordinator - T/S	Permanent
10087950	Gulf Power Company	Florida Power & Light Company	Sr Accountant	Sr Accountant	Permanent
10087996	Gulf Power Company	Florida Power & Light Company	Sr Rate Analyst	Sr Rate Analyst	Permanent
10088025	Gulf Power Company	Florida Power & Light Company	Engineer II - Dsbn	Engineer II - Dsbn	Permanent
10088090	Gulf Power Company	Florida Power & Light Company	Rate Analyst	Rate Analyst	Permanent
10088094	Gulf Power Company	Florida Power & Light Company	Sr Rate Analyst	Sr Rate Analyst	Permanent
10088138	Gulf Power Company	Florida Power & Light Company	Service Technician	Service Technician	Permanent
10088139	Gulf Power Company	Florida Power & Light Company	Customer Service Rep I	Customer Service Rep I	Permanent
10088162	Gulf Power Company	Florida Power & Light Company	Customer Service Rep I	Customer Service Rep I	Permanent

<u>Employee</u>	<u>Company Transferred from</u>	<u>Company Transferred to</u>	<u>Old Job Assignment</u>	<u>New Job Assignment</u>	<u>Transfer</u> <u>Permanent or</u> <u>Temporary and</u> <u>Duration</u>
10088171	Gulf Power Company	Florida Power & Light Company	Sr Customer Service Peak Representative	Sr Customer Service Peak Representative	Permanent
10088183	Gulf Power Company	Florida Power & Light Company	Customer Service Rep I	Customer Service Rep I	Permanent
10088187	Gulf Power Company	Florida Power & Light Company	Customer Service Rep II	Customer Service Rep II	Permanent
10088190	Gulf Power Company	Florida Power & Light Company	Customer Service Rep II	Customer Service Rep II	Permanent
10088265	Gulf Power Company	Florida Power & Light Company	Engineer II	Engineer II	Permanent
10088388	Gulf Power Company	Florida Power & Light Company	Assoc Engineer - Dsbn	Assoc Engineer - Dsbn	Permanent
10088409	Gulf Power Company	Florida Power & Light Company	Engineer II - Dsbn	Engineer II - Dsbn	Permanent
10088586	Gulf Power Company	Florida Power & Light Company	Engineer I-DAL	Engineer I-DAL	Permanent
10088910	Gulf Power Company	Florida Power & Light Company	Assoc Engineer - Dsbn	Assoc Engineer - Dsbn	Permanent
10089096	Gulf Power Company	Florida Power & Light Company	Mechanic-Garage	Mechanic-Garage	Permanent
10089196	Gulf Power Company	Florida Power & Light Company	Assoc Engineer - Dsbn	Assoc Engineer - Dsbn	Permanent
10089252	Gulf Power Company	Florida Power & Light Company	Assoc Engineer - Dsbn	Assoc Engineer - Dsbn	Permanent
10089367	Gulf Power Company	Florida Power & Light Company	Assoc Engineer - Dsbn	Assoc Engineer - Dsbn	Permanent
10089415	Gulf Power Company	Florida Power & Light Company	Assoc Engineer - Dsbn	Assoc Engineer - Dsbn	Permanent
10089567	Gulf Power Company	Florida Power & Light Company	Associate Engineer	Associate Engineer	Permanent
10089568	Gulf Power Company	Florida Power & Light Company	Associate Engineer	Associate Engineer	Permanent
10089693	Gulf Power Company	Florida Power & Light Company	Technical Specialist I - Dsbn	Technical Specialist I - Dsbn	Permanent
10089730	Gulf Power Company	Florida Power & Light Company	Customer Service Rep I	Customer Service Rep I	Permanent
10089768	Gulf Power Company	Florida Power & Light Company	Training Analyst II - Rotation	Training Analyst II - Rotation	Permanent
10089785	Gulf Power Company	Florida Power & Light Company	Sr Customer Service Peak Representative	Sr Customer Service Peak Representative	Permanent
10089824	Gulf Power Company	Florida Power & Light Company	PGD Maintenance Leader	PGD Maintenance Leader	Permanent
10089877	Gulf Power Company	Florida Power & Light Company	Customer Service Rep II	Customer Service Rep II	Permanent
10089893	Gulf Power Company	Florida Power & Light Company	Customer Service Rep II	Customer Service Rep II	Permanent
10089895	Gulf Power Company	Florida Power & Light Company	Customer Service Rep II	Customer Service Rep II	Permanent
10089941	Gulf Power Company	Florida Power & Light Company	Engineer II - Dsbn	Engineer II - Dsbn	Permanent
10089992	Gulf Power Company	Florida Power & Light Company	Principal IT Network Engineer	Principal IT Network Engineer	Permanent
10090454	Gulf Power Company	Florida Power & Light Company	Transmission Line Tech II	Transmission Line Tech II	Permanent
10090621	Gulf Power Company	Florida Power & Light Company	Associate Engineer	Associate Engineer	Permanent
10090948	Gulf Power Company	Florida Power & Light Company	Service Technician	Service Technician	Permanent
10090954	Gulf Power Company	Florida Power & Light Company	Technical Specialist II - Dsbn	Technical Specialist II - Dsbn	Permanent
10091189	Gulf Power Company	Florida Power & Light Company	Distribution Control Center Operator	Distribution Control Center Operator	Permanent
10091600	Gulf Power Company	Florida Power & Light Company	Associate Engineer	Associate Engineer	Permanent
10091799	Gulf Power Company	Florida Power & Light Company	Apprentice-Line	Apprentice-Line	Permanent
10091800	Gulf Power Company	Florida Power & Light Company	Apprentice-Line	Apprentice-Line	Permanent
10091801	Gulf Power Company	Florida Power & Light Company	Apprentice-Line	Apprentice-Line	Permanent
10091844	Gulf Power Company	Florida Power & Light Company	Associate Engineer	Associate Engineer	Permanent
10091995	Gulf Power Company	Florida Power & Light Company	Accountant II	Accountant II	Permanent
10092080	Gulf Power Company	Florida Power & Light Company	Associate Engineer	Associate Engineer	Permanent
10092135	Gulf Power Company	Florida Power & Light Company	Communication Technician	Communication Technician	Permanent
10092279	Gulf Power Company	Florida Power & Light Company	Principal IT Network Engineer	Principal IT Network Engineer	Permanent
10092293	Gulf Power Company	Florida Power & Light Company	Customer Service Rep III	Customer Service Rep III	Permanent
10092298	Gulf Power Company	Florida Power & Light Company	Customer Service Rep III	Customer Service Rep III	Permanent
10092337	Gulf Power Company	Florida Power & Light Company	Technical Specialist II - Dsbn	Technical Specialist II - Dsbn	Permanent
10092410	Gulf Power Company	Florida Power & Light Company	Customer Service Rep III	Customer Service Rep III	Permanent
10092413	Gulf Power Company	Florida Power & Light Company	Customer Service Rep III	Customer Service Rep III	Permanent
10092645	Gulf Power Company	Florida Power & Light Company	Customer Advisor II	Customer Advisor II	Permanent
10092776	Gulf Power Company	Florida Power & Light Company	Engineer II - Dsbn	Engineer II - Dsbn	Permanent
10092777	Gulf Power Company	Florida Power & Light Company	Engineer II - Dsbn	Engineer II - Dsbn	Permanent
10092916	Gulf Power Company	Florida Power & Light Company	Engineer II - Dsbn	Engineer II - Dsbn	Permanent
10092917	Gulf Power Company	Florida Power & Light Company	Engineer II - Dsbn	Engineer II - Dsbn	Permanent
10086428	Gulf Power Company	Florida Power & Light Company	Sr Engineer - Dsbn	Sr PGD Engineer	Permanent
10092537	Jupiter Tequesta, LLC	Florida Power & Light Company	Warehouse Clerk - FPLHS	Inventory Services Specialist	Permanent
43208	Lone Star Transmission, LLC	Florida Power & Light Company	Engineer I Control Center	Engineer I Tech Applications - T/S	Permanent
23794	Lone Star Transmission, LLC	Florida Power & Light Company	Sr Engineer Control Center	Sr Engineer (GCS)	Permanent

<u>Employee</u>	<u>Company Transferred from</u>	<u>Company Transferred to</u>	<u>Old Job Assignment</u>	<u>New Job Assignment</u>	<u>Transfer Permanent or Temporary and Duration</u>
10089916	NextEra Energy Marketing, LLC	Florida Power & Light Company	Quantitative Analyst	Data Scientist	Permanent
42520	NextEra Energy Marketing, LLC	Florida Power & Light Company	Accountant I	Sr Accountant	Permanent
26540	NextEra Energy Marketing, LLC	Florida Power & Light Company	Supervisor Trading Risk Mgmt	Physical Trader II	Permanent
10092106	NextEra Energy Marketing, LLC	Florida Power & Light Company	Project Manager, Technical Accounting	Lead Financial Reporting Analyst	Permanent
24505	NextEra Energy Resources, LLC	Florida Power & Light Company	Executive Director Development	VP Energy Marketing & Trading	Permanent
80089	NextEra Energy Resources, LLC	Florida Power & Light Company	ROCC Engineering Operator	Engineer II - T/S	Permanent
32943	NextEra Energy Resources, LLC	Florida Power & Light Company	Reliability Engineer	PGD Engineer	Permanent
43143	NextEra Energy Resources, LLC	Florida Power & Light Company	Reliability Specialist	PGD Technical Services Specialist	Permanent
44362	NextEra Energy Resources, LLC	Florida Power & Light Company	Principal PGD Engineer	Principal PGD Engineer	Permanent
74374	NextEra Energy Resources, LLC	Florida Power & Light Company	Sr Manager Tax	Sr Manager Tax	Permanent
79671	NextEra Energy Resources, LLC	Florida Power & Light Company	Accountant I	Accountant I	Permanent
10085133	NextEra Energy Resources, LLC	Florida Power & Light Company	ROCC Engineering Operator	Engineer II - T/S	Permanent
10089677	NextEra Energy Resources, LLC	Florida Power & Light Company	Business Analyst II	Business Analyst II	Permanent
10090076	NextEra Energy Resources, LLC	Florida Power & Light Company	PGD Engineer	PGD Engineer	Permanent
10087857	NextEra Energy Resources, LLC	Florida Power & Light Company	Senior Compliance Analyst	Attorney	Permanent
20596	NextEra Energy Resources, LLC	Florida Power & Light Company	PGD Technical Services Manager	Sr Project Manager - E&C	Permanent
36495	NextEra Energy Resources, LLC	Florida Power & Light Company	Secretary to the President and CEO NEER	Secretary to the President and CEO	Permanent
79143	NextEra Energy Resources, LLC	Florida Power & Light Company	Administrative Technician	Executive Administrative Assistant	Permanent
76848	NextEra Energy Resources, LLC	Florida Power & Light Company	Agile Leader	IT Technology Leader	Permanent
10082496	NextEra Energy Resources, LLC	Florida Power & Light Company	Senior Communication Specialist	Sr Communication Specialist	Permanent
10083123	NextEra Energy Resources, LLC	Florida Power & Light Company	Sourcing Specialist I	Associate Environmental Specialist	Permanent
10087959	NextEra Energy Resources, LLC	Florida Power & Light Company	Sr Data Scientist	Sr Data Scientist	Permanent
10091677	NextEra Energy Resources, LLC	Florida Power & Light Company	Director Development	Sr Manager of Finance	Permanent
75279	NextEra Energy Resources, LLC	Florida Power & Light Company	PGD Technical Services Manager	Rotational Assignment-FPL 03009343	Permanent
10081961	NextEra Energy Resources, LLC	Florida Power & Light Company	IT Programmer Analyst	Senior Scrum Master	Permanent
19625	NextEra Energy Resources, LLC	Florida Power & Light Company	VP, Origination & Prospecting	VP Development - FPL	Permanent
44294	NextEra Energy Resources, LLC	Florida Power & Light Company	Financial Controller I	Financial Analyst I	Permanent
76318	NextEra Energy Resources, LLC	Florida Power & Light Company	Lead Project Manager Development	Principal Business Analyst	Permanent
78556	NextEra Energy Resources, LLC	Florida Power & Light Company	Senior Project Manager	Agile Leader	Permanent
10088297	NextEra Energy Resources, LLC	Florida Power & Light Company	Senior IT Business Systems Analyst	Sr. Consumer Issues Analyst	Permanent
10092926	NextEra Energy Resources, LLC	Florida Power & Light Company	Principal IT Business Systems Analyst	Principal IT Business Systems Analyst	Permanent
22139	NextEra Energy Resources, LLC	Florida Power & Light Company	Project Director	Project Director Development	Permanent
77307	NextEra Energy Resources, LLC	Florida Power & Light Company	Engineer I	Engineer I - T/S	Permanent
10093462	NextEra Energy Resources, LLC	Florida Power & Light Company	Technical Accounting Project Manager	Technical Accounting Project Manager	Permanent
10086777	NextEra Energy Resources, LLC	Florida Power & Light Company	Associate Sourcing Specialist	Interchange Analyst I - T/S	Permanent
20312	NextEra Energy Resources, LLC	Florida Power & Light Company	Agile Leader	Agile Delivery Manager	Permanent
77437	NextEra Energy Resources, LLC	Florida Power & Light Company	IT Systems Administrator	Senior IT Systems Administrator	Permanent
10086572	NextEra Energy Resources, LLC	Florida Power & Light Company	IT Programmer Analyst	Senior IT Programmer Analyst	Permanent
32742	NextEra Energy Resources, LLC	Florida Power & Light Company	Manager Corporate Accounting	Mgr Regulatory Reporting & Process Impro	Permanent
10089974	NextEra Energy Resources, LLC	Florida Power & Light Company	Recruiting Leader	Manager Recruiting	Permanent
34871	NextEra Energy Resources, LLC	Florida Power & Light Company	Sr Attorney	Sr Attorney	Permanent
35554	NextEra Energy Resources, LLC	Florida Power & Light Company	Director Development	Principal Attorney	Permanent
78522	NextEra Energy Resources, LLC	Florida Power & Light Company	Principal PGD Engineer	PGD Technical Services Manager	Permanent
10087071	NextEra Energy Resources, LLC	Florida Power & Light Company	Business Manager	Principal Financial Analyst	Permanent
10087502	NextEra Energy Resources, LLC	Florida Power & Light Company	Senior Tax Attorney	Sr Manager Property Tax	Permanent
76808	NextEra Energy Resources, LLC	Florida Power & Light Company	Business Analyst I	Executive Administrative Assistant	Permanent
30039	NextEra Energy Resources, LLC	Florida Power & Light Company	Principal Accountant	Manager FP&A	Permanent
30381	NextEra Energy Resources, LLC	Florida Power & Light Company	Sr Inventory Services Specialist	Sr Inventory Services Specialist	Permanent
42912	NextEra Energy Resources, LLC	Florida Power & Light Company	Director External Reporting	Director External Reporting	Permanent
10089892	NextEra Energy Resources, LLC	Florida Power & Light Company	Accountant I	Sr Accountant	Permanent
10090144	NextEra Energy Resources, LLC	Florida Power & Light Company	PGD Plant Technician NextEra	Energy Solutions Specialist	Permanent
77257	NextEra Energy Resources, LLC	Florida Power & Light Company	IT Technology Leader	IT Technology Leader	Permanent
80682	NextEra Energy Resources, LLC	Florida Power & Light Company	PGD Central Maintenance Planner	Senior Product Manager	Permanent
10086657	NextEra Energy Resources, LLC	Florida Power & Light Company	ROCC Engineering Operator	Sr PGD Engineer	Permanent
10087563	NextEra Energy Resources, LLC	Florida Power & Light Company	Tax Analyst	Tax Analyst	Permanent

<u>Employee</u>	<u>Company Transferred from</u>	<u>Company Transferred to</u>	<u>Old Job Assignment</u>	<u>New Job Assignment</u>	<u>Transfer</u> <u>Permanent or</u> <u>Temporary and</u> <u>Duration</u>
10089527	NextEra Energy Resources, LLC	Florida Power & Light Company	Principal PGD Engineer	Engineering Manager	Permanent
10092103	NextEra Energy Resources, LLC	Florida Power & Light Company	Accountant I	Accountant I	Permanent
10092895	NextEra Energy Resources, LLC	Florida Power & Light Company	Environmental Specialist II	Environmental Specialist I	Permanent
10093832	NextEra Energy Resources, LLC	Florida Power & Light Company	Summer College Intern	Fall College Intern	Permanent
24291	NextEra Energy Resources, LLC	Florida Power & Light Company	Principal Reliability Engineer	N Engineer Principal	Permanent
10082027	NextEra Energy Resources, LLC	Florida Power & Light Company	Rotational Assignment - Iignite Digital	Cybersecurity Analyst	Permanent
10082250	NextEra Energy Resources, LLC	Florida Power & Light Company	Rotational Assignment	Rotational Assignment	Permanent
10087852	NextEra Energy Resources, LLC	Florida Power & Light Company	Rotational Assignment -NextEra Resources	Business Analyst II	Permanent
10088287	NextEra Energy Resources, LLC	Florida Power & Light Company	Senior Scrum Master	Agile Leader	Permanent
10088570	NextEra Energy Resources, LLC	Florida Power & Light Company	Rotational Assignment -NextEra Resources	Associate Physical Trader	Permanent
10089220	NextEra Energy Resources, LLC	Florida Power & Light Company	Rotational Assignment	Rotational Assignment	Permanent
10088593	NextEra Energy Resources, LLC	Florida Power & Light Company	Rotational Assignment -NextEra Resources	Associate Physical Trader	Permanent
10089922	NextEra Energy Resources, LLC	Florida Power & Light Company	Associate Chemist Central Lab	N Chemistry Technician	Permanent
10090143	NextEra Energy Resources, LLC	Florida Power & Light Company	PGD Plant Technician NextEra	Engineer II	Permanent
12148	NextEra Energy Resources, LLC	Florida Power & Light Company	Director - Regulatory / Legis	Sr Director Finance	Permanent
74267	NextEra Energy Resources, LLC	Florida Power & Light Company	Mgr of Finance	Sr Manager of Finance	Permanent
74291	NextEra Energy Resources, LLC	Florida Power & Light Company	Senior Scrum Master	IT Technology Leader	Permanent
75661	NextEra Energy Resources, LLC	Florida Power & Light Company	Sr PGD Engineer	Sr Engineer	Permanent
10088897	NextEra Energy Resources, LLC	Florida Power & Light Company	Sr Tax Attorney	Assoc Nuclear Plant Oper (S)	Permanent
10090210	NextEra Energy Resources, LLC	Florida Power & Light Company	Associate ROCC Engineer	Assoc Nuclear Plant Oper (S)	Permanent
78692	NextEra Energy Resources, LLC	Florida Power & Light Company	Sr Financial Analyst	Sr Financial Analyst	Permanent
81551	NextEra Energy Resources, LLC	Florida Power & Light Company	Sr Director - PGD Wind Fleet Team	VP PGD Eng and Ops Support Svcs	Permanent
10081758	NextEra Energy Resources, LLC	Florida Power & Light Company	Sr Proj Controls & Scheduling Specialist	Principal BESS Augmentation Planner	Permanent
10090428	NextEra Energy Resources, LLC	Florida Power & Light Company	Recruiting & Placement Specialist II	SR HR Business Analyst	Permanent
10081725	NextEra Energy Resources, LLC	Florida Power & Light Company	Business Manager	Business Manager	Permanent
10091891	NextEra Energy Resources, LLC	Florida Power & Light Company	Sr Financial Analyst	Sr Financial Analyst	Permanent
41863	NextEra Energy Resources, LLC	Florida Power & Light Company	Business Manager	Lead Project Manager Development	Permanent
10091390	NextEra Energy Resources, LLC	Florida Power & Light Company	Associate Communication Specialist	Associate Communication Specialist	Permanent
10093813	NextEra Energy Resources, LLC	Florida Power & Light Company	IT Business Systems Analyst	Scrum Master	Permanent
10089080	NextEra Energy Resources, LLC	Florida Power & Light Company	Sr Manager Business Services	Sr Manager, Financial Planning & Forecas	Permanent
69778	NextEra Energy Resources, LLC	Florida Power & Light Company	Communication Specialist	Digital Experience Specialist	Permanent
10089080	NextEra Energy Resources, LLC	Florida Power & Light Company	N Engineer II	Senior IT Business Systems Analyst	Permanent
79493	NextEra Energy Resources, LLC	Florida Power & Light Company	Leader, EP, IT & Cyber Communications	Supply Chain Specialist	Permanent
10087650	NextEra Energy Resources, LLC	Florida Power & Light Company	Senior Environmental Specialist	Leader, EP, IT & Cyber Communications	Permanent
43096	NextEra Energy Resources, LLC	Florida Power & Light Company	Associate Chemist Central Lab	Associate Chemist Central Lab	Permanent
10091463	NextEra Energy Resources, LLC	Florida Power & Light Company	N Min Planning Section Supervisor	N Performance Analyst Senior	Permanent
32835	NextEra Energy Resources, LLC	Florida Power & Light Company	INPO Loanee	N Director of Org Effectiveness	Permanent
10095331	NextEra Energy Seabrook, LLC	Florida Power & Light Company	N Assurance & Assessment Manager - Rotat	Sr Manager Organizational Effectiveness	Permanent
78913	NextEra Energy Seabrook, LLC	Florida Power & Light Company	N Training Min/Tech Instructor Sr	Instrument and Control Maintenance Instr	Permanent
27267	NextEra Energy Seabrook, LLC	Florida Power & Light Company	N Doc Control & Records Supv - Rotation	N Assurance & Assessment Evaluator	Permanent
35042	NextEra Energy Seabrook, LLC	Florida Power & Light Company	N Project Manager Senior	N Outage Lead Supervisor	Permanent
43096	NextEra Energy Seabrook, LLC	Florida Power & Light Company	N Operations Site Director	N Sr Director Fleet Outages	Permanent
22554	NextEra Energy Seabrook, LLC	Florida Power & Light Company	N Maintenance Manager (Electrical)	N Sr Manager Org Effectiveness	Permanent
29276	NextEra Energy Seabrook, LLC	Florida Power & Light Company	Learning & Development Consultant I	Learning & Development Consultant I	Permanent
12108	NextEra Energy Seabrook, LLC	Florida Power & Light Company	Production Technician I	PGD Central Maintenance Planner	Permanent
29712	NextEra Energy Seabrook, LLC	Florida Power & Light Company	Florida Power & Light Company	PGD Engineer	Permanent
78013	NextEra Energy Seabrook, LLC	Florida Power & Light Company	Florida Power & Light Company	PGD Regional Plant General Manager-North	Permanent
10083294	NextEra Operating Svcs	Florida Power & Light Company	Sr PGD Environmental Specialist	PGD Environmental Specialist	Permanent
10088986	NextEra Operating Svcs	Florida Power & Light Company	PGD Regional Plant General Manager-North	PGD Regional Plant General Manager-North	Permanent
10083129	NextEra Operating Svcs	Florida Power & Light Company	Associate Wind Site Manager	Sr PGD Central Maintenance Specialist	Permanent
10083747	NextEra Operating Svcs	Florida Power & Light Company	PGD Sr. Business Analyst	Principal Compliance Analyst	Permanent
42149	NextEra Operating Svcs	Florida Power & Light Company	N Engineering Supervisor	N Engineering Manager	Permanent
79170	NextEra Point Beach	Florida Power & Light Company	N Rad Protection Analyst Senior IB2150	N Rad Protection Analyst Senior	Permanent
73310	NextEra Point Beach	Florida Power & Light Company	Project Director Development	Senior Project Manager Development (Rota	Permanent
81316	NextEra Point Beach	Florida Power & Light Company	N Planner Scheduler Senior	N Planner Scheduler Senior	Permanent
79169	NextEra Project Mgmt	Florida Power & Light Company			
10583	NextEra Project Mgmt	Florida Power & Light Company			

<u>Employee</u>	<u>Company Transferred from</u>	<u>Company Transferred to</u>	<u>Old Job Assignment</u>	<u>New Job Assignment</u>	<u>Transfer Permanent or Temporary and Duration</u>
10092824	NextEra Project Mgmt	Florida Power & Light Company	Associate Customer Account Specialist	Sourcing Specialist II	Permanent
74970	NextEra Project Mgmt	Florida Power & Light Company	IT Programmer Analyst	N Engineer Senior	Permanent
79668	NextEra Project Mgmt	Florida Power & Light Company	Sr PGD Technical Services Specialist	Lead Project Manager	Permanent
15386	NextEra Project Mgmt	Florida Power & Light Company	Lead Project Manager Development	Manager Project Management - T/S	Permanent
33607	NextEra Project Mgmt	Florida Power & Light Company	Sr. Director - PGD Wind Fleet Team	PGD Turbine Team General Manager	Permanent
10093965	NextEra Project Mgmt	Florida Power & Light Company	Sr. Arborist	Principal Forester	Permanent
34177	NextEra Project Mgmt	Florida Power & Light Company	Regional Wind Site Manager	PGD Plant Manager	Permanent
17546	NextEra Transmission, LLC	Florida Power & Light Company	Operations Manager - T/S	Operations Manager - T/S	Permanent
78103	NextEra Transmission, LLC	Florida Power & Light Company	Sr GIS Analyst	Sr Development Tech Specialist - GIS	Permanent
77677	NextEra Transmission, LLC	Florida Power & Light Company	Engineer I Control Center	Sr Engineer Tech Applications - T/S	Permanent
10087594	NextEra Transmission, LLC	Florida Power & Light Company	Principal Financial Analyst	Senior Project Manager Development	Permanent
24764	NextEra Transmission, LLC	Florida Power & Light Company	Project Manager Development	Production Lead - Dsbn	Permanent
35122	NextEra Transmission, LLC	Florida Power & Light Company	Principal Financial Analyst	N Fuels Manager	Permanent
43291	Palms Management Services, LLC	Florida Power & Light Company	Project Director Development	Project Director Development	Permanent
75210	Palms Management Services, LLC	Florida Power & Light Company	Manager Structure/Origination - Strategi	Manager Risk Management	Permanent
10092940	Palms Management Services, LLC	Florida Power & Light Company	Manager Insurance Origination	Manager Special Projects ISC	Permanent
78232	Palms Management Services, LLC	Florida Power & Light Company	Associate Insurance Operations Analyst	Risk Management Analyst II	Permanent
			Project Specialist	Assoc Risk Management Analyst	Permanent

Analysis of Diversification Activity

Non-Tariffed Services and Products Provided by the Utility

Florida Power & Light Company

For the Year Ended December 31, 2022

Provide the following information regarding all non-tariffed services and products provided by the utility.

Description of Product or Service (a)	Account No. (b)	Regulated or Non-regulated (c)
Miscellaneous Non-Operating Income	421.00	Regulated
Miscellaneous Service Revenues	451.00	Regulated
Rent from Electric Utility Plant	454.00	Regulated
Rent from Future Use Property	454.10	Regulated
Rent from Leased Plant In Service Property	454.20	Regulated
Rent from Cable TV Attachments	454.30	Regulated
Rent from Pole Attachments	454.40	Regulated
Other Electric Revenues	456.00	Regulated
Reclamation and Salvage Revenue	456.00	Regulated
Bill Statement Advertising Revenues	456.00	Regulated
Revenue Enhancement Contract Fees	456.00	Regulated
JEA Reimbursement - 500 KV Line	456.00	Regulated
Use Charge Recoveries - OUC & FMPPA	456.40	Regulated
<p><i>Note: The information above does not include services provided by FPL to its affiliates. Please refer to pages 456 and 457 for affiliate transactions.</i></p>		

**Analysis of Diversification Activity
Nonutility Property (Account 121)**

**Florida Power & Light Company
For the Year Ended December 31, 2022**

1. Give a brief description and state the location of nonutility property included in Account 121.
2. Designate with a double asterisk any property which is leased to another company. State name of lessee and whether lessee is an associated company.
3. Furnish particulars (details) concerning sales, purchases, or transfers of nonutility property during the year.
4. List separately all property previously devoted to public service and give date of transfer to Account 121, Nonutility Property.
5. Minor items (5% of the balance at the end of the year, for Account 121 or \$100,000, whichever is less) may be grouped by (1) previously devoted to public service, or (2) other property nonutility property.

Description and Location	Balance at beginning of year	Purchases, Sales, Transfers, etc.	Balance at end of year
PROPERTY PREVIOUSLY DEVOTED TO PUBLIC SERVICE:			
1 Solar in Volusia County (Transferred 2017)	893,640		893,640
2 Substation in Broward County (Transferred 1995)	658,345		658,345
3 Transmission Right-of-Way in Bradford/Duval Counties (Transferred 1992)	408,648		408,648
4 Transmission Right-of-Way in Volusia County (Transferred 1992)	297,010		297,010
5 Transmission Right-of-Way in Miami-Dade County (Transferred 1972)	272,864		272,864
6 Substation in Palm Beach County (Transferred 2005)	224,105		224,105
7 Transmission Right-of-Way and Land in Manatee County (Transferred 1986)	218,301		218,301
8 Substation in Brevard County (Transferred 2001)	203,807		203,807
9 Transmission Right-of-Way in Flagler County (Transferred 1992)	198,581		198,581
10 Substation in Palm Beach County (Transferred 1996)	198,112		198,112
11 Substation in Santa Rosa County (Transferred 2010)	148,729		148,729
12 Substation in Dade County (Transferred 2013)	131,796		131,796
13 Substation in Martin County (Transferred 1992)	116,288		116,288
14 Service Center in Indian River County (Transferred 1999)	109,082		109,082
15 Transmission Right-of-Way in St Johns County (Transferred 1992)	101,079		101,079
16 TOTALS:	4,180,387	-	4,180,387
17			
18 OTHER NON-UTILITY PROPERTY:			
19 General Plant Improvements in Leon County	4,615,910		4,615,910
20 Surge Protection Equipment	4,280,060	(4,280,060)	
21 Flagami Settlement Dade County (Transferred 2009)	3,047,547	(270,893)	2,776,654
22 Software (Care to Share)		2,216,892.36	2,216,892
23 General Plant Improvements in Palm Beach County	355,353		355,353
24 Substation in Santa Rosa County (Transferred 1981)	181,083		181,083
25 Leased Facility in Washington DC	176,718		176,718
26 Transmission in Dade County	125,815		125,815
27 TOTALS:	12,782,486	(2,334,061)	10,448,425
28			
29 MINOR ITEMS PREVIOUSLY DEVOTED TO PUBLIC SERVICE:			
30 Classified from Plant in Service to Non-Utility	754,902	44,579	
31 Sales of Land & Land Rights		(399)	
32 TOTALS:	754,902	44,180	799,082
33			
34 MINOR ITEMS - OTHER NONUTILITY PROPERTY:	119,708		119,708
35			
36 GRAND TOTAL:	17,837,483	(2,289,881)	15,547,602

Number of Electric Department Employees

FLORIDA POWER & LIGHT COMPANY

For the Year Ended December 31, 2022

1. The data on number of employees should be reported for the payroll period ending nearest to October 31, or any payroll period ending 60 days before or after October 31.
2. If the respondent's payroll for the reporting period includes any special construction personnel, include such employees on line 3, and show the number of such special construction employees in a footnote.
3. The number of employees assignable to the electric department from joint functions of combination utilities may be determined by estimate, on the basis of employee equivalents. Show the estimated number of equivalent employees attributed to the electric department from joint functions.

1. Payroll Period Ended (Date)	12/31/2022
2. Total Regular Full-Time Employees	8,815
3. Total Part-Time and Temporary Employees	85
4. Total Employees	8,900

Details

Note: The above numbers do not include temporary employees to remain consistent with the company's 10-K filing.

Particulars Concerning Certain Income Deductions and Interest Charges Accounts

Florida Power & Light Company
For the Year Ended December 31, 2022

Report the information specified below, in the order given, for the respective income deduction and interest charges accounts. Provide a subheading for each account and a total for the account. Additional columns may be added if deemed appropriate with respect to any account.

(a) Miscellaneous Amortization (Account 425) -- Describe the nature of items included in this account, the contra account charged, the total of amortization charges for the year, and the period of amortization.

(b) Miscellaneous Income Deductions -- Report the nature, payee, and amount of other income deductions for the year as required by Accounts 426.1, Donations; 426.2, Life Insurance; 426.3, Penalties; 426.4, Expenditures for Certain Civic, Political and Related Activities; and 426.5, Other Deductions, of the Uniform System of Accounts. Amounts of less than 5% of each account total for the year (or \$1,000, whichever is greater) may be grouped by classes within the above accounts.

(c) Interest on Debt to Associated Companies (Account 430) -- For each associated company to which interest on debt was incurred during the year, indicate the amount and interest rate respectively for (a) advances on notes, (b) advances on open account, (c) notes payable, (d) accounts payable, and (e) other debt, and total interest. Explain the nature of other debt on which interest was incurred during the year.

(d) Other Interest Expense (Account 431) -- Report particulars (details) including the amount and interest rate for other interest charges incurred during the year.

Item	Amount
(a) Miscellaneous Amortization - Account 425:	-
(b) Miscellaneous Income Deductions - Account 426:	
Donations - Account 426.1	
NextEra Energy Foundation	30,000,000
FPL Care to Share Program	10,000,000
Miscellaneous	2,402,469
Total Account 426.1	42,402,469
Life Insurance - Account 426.2	-
Penalties - Account 426.3	
SERC Settlement	1,800,000
Miscellaneous	33,601
Total Account 426.3	1,833,601
Expenditures for Certain Civic, Political and Related Activities - Account 426.4	
Salary and Expenses of FPL Employees in Connection with Civic & Legislative Matters	4,833,740
Executive and Employee Performance Incentives	2,063,059
Lobbying Expenses	3,143,367
Professional Services	1,334,101
Total Account 426.4	11,374,267
Other Deductions - Account 426.5	
Marketing & Communication	26,819,351
Community Services	9,018,132
Town of Longboat Key	2,700,000
Miscellaneous	8,479,684
Total Account 426.5	47,017,167

Particulars Concerning Certain Income Deductions and Interest Charges Accounts

Florida Power & Light Company
For the Year Ended December 31, 2021

Report the information specified below, in the order given, for the respective income deduction and interest charges accounts. Provide a subheading for each account and a total for the account. Additional columns may be added if deemed appropriate with respect to any account.

(a) Miscellaneous Amortization (Account 425) -- Describe the nature of items included in this account, the contra account charged, the total of amortization charges for the year, and the period of amortization.

(b) Miscellaneous Income Deductions -- Report the nature, payee, and amount of other income deductions for the year as required by Accounts 426.1, Donations; 426.2, Life Insurance; 426.3, Penalties; 426.4, Expenditures for Certain Civic, Political and related Activities; and 426.5, Other Deductions, of the Uniform System of Accounts. Amounts of less than 5% of each account total for the year (or \$1,000, whichever is greater) may be grouped by classes within the above accounts.

(c) Interest on Debt to Associated Companies (Account 430) -- For each associated company to which interest on debt was incurred during the year, indicate the amount and interest rate respectively for (a) advances on notes, (b) advances on open account, (c) notes payable, (d) accounts payable, and (e) other debt, and total interest. Explain the nature of other debt on which interest was incurred during the year.

(d) Other Interest Expense (Account 431) -- Report particulars (details) including the amount and interest rate for other interest charges incurred during the year.

Item	Amount
(c) Interest on Debt to Associated Companies - Account 430:	-
(d) Other Interest Expense - Account 431:	
Commercial Paper (Various Rates)	5,929,949
Credit Line Commitment Fees (Various Rates)	7,555,158
Customer Deposits*	10,498,357
Term Loans (Various Rates)	5,277,434
Tax Audits (Various Rates)	325,049
Miscellaneous (Various Rates)	32,659
Total Account 431	29,618,606

*Non-residential customers with cash deposits who have had 23 months or more of continuous service and have maintained a prompt payment record during the last 12 months are entitled to receive interest at the simple rate of 3% per annum. All other customers with cash deposits receive interest at the simple rate of 2% per annum.

Budgeted and Actual In-Service Costs of Nuclear Power Plant

**Florida Power & Light Company
For the Year Ended December 31, 2022**

Report the budgeted and actual costs as compared to the estimated in-service costs of the proposed power plant as provided in the petition for need determination or revised estimate as necessary. Per Rule 25-6.0423(8)(f)

Item

Plant Name: Turkey Point 6 & 7

	Actual Costs as of 12/31/2022 (a)		Remaining Budgeted Costs To Complete Plant		Total Estimated In-Service Cost (e)		Estimated Cost Provided in the Petition for Need determination	
	Low Range	High Range	Low Range	High Range	Low Range	High Range	Low Range	High Range
Site Selection	\$ 6,118,105	\$ -	\$ -	\$ -	\$ 6,118,105	\$ 6,118,105	\$ 8,000,000	\$ 8,000,000
Pre-Construction	\$ 260,856,370	\$ 85,949,833	\$ 121,782,442	\$ 346,806,203	\$ 382,638,812	\$ 465,000,000	\$ 465,000,000	\$ 465,000,000
Construction	\$ -	\$ 11,155,665,197	\$ 16,406,703,271	\$ 11,155,665,197	\$ 16,406,703,271	\$ 8,149,000,000	\$ 12,124,000,000	\$ 12,124,000,000
AFUDC & Carrying Charges (b)(c)	\$ 55,229,042	\$ 3,398,411,857	\$ 5,024,061,225	\$ 3,453,640,899	\$ 5,079,290,267	\$ 3,461,000,000	\$ 5,160,000,000	\$ 5,160,000,000
Total (d)	\$ 322,203,518	\$ 14,640,026,886	\$ 21,552,546,937	\$ 14,962,230,404	\$ 21,874,750,455	\$ 12,083,000,000	\$ 17,757,000,000	\$ 17,757,000,000

Notes:

- a) Actual Sunk costs represent costs incurred on the project as of December 31, 2022. This amount does not include any termination or other cancellation costs that could be incurred in the event of project cancellation or deferral.
- b) Carrying Charges on over/under recoveries are not included as part of Sunk Costs.
- c) AFUDC is calculated on the non-incremental costs total company and includes carrying charges.
- d) Totals may not add due to rounding.
- e) Total estimated in-service cost is based on 2017 total project cost estimate

Florida Power and Light Company
Report from Independent Auditors, Deloitte & Touche



Deloitte & Touche LLP
Certified Public Accountants
Suite 200
1800 North Military Trail
Boca Raton, FL 33431-6386
USA

Tel: +1 561 962 7700
Fax: +1 561 962 7750
www.deloitte.com

INDEPENDENT AUDITOR'S REPORT

Florida Power & Light Company
700 Universe Blvd.
Juno Beach, FL

Opinion

We have audited the financial statements of Florida Power & Light Company (“FPL” or the “Company”) which comprise the balance sheets – regulatory basis as of December 31, 2022 and 2021, and the related statements of income – regulatory basis, cash flows – regulatory basis, and retained earnings – regulatory basis for the years then ended, included on pages 110 through 123 of the accompanying Federal Energy Regulatory Commission Form 1, and the related notes to the financial statements (the “financial statements”).

In our opinion, the accompanying financial statements present fairly, in all material respects, the assets, liabilities, and proprietary capital of the Company as of December 31, 2022 and 2021, and the results of its operations and its cash flows for the years then ended in accordance with the accounting requirements of the Federal Energy Regulatory Commission as set forth in its applicable Uniform System of Accounts and published accounting releases.

Basis for Opinion

We conducted our audits in accordance with auditing standards generally accepted in the United States of America (GAAS). Our responsibilities under those standards are further described in the Auditor’s Responsibilities for the Audit of the Financial Statements section of our report. We are required to be independent of the Company, and to meet our other ethical responsibilities, in accordance with the relevant ethical requirements relating to our audit. We believe that the audit evidence we have obtained is sufficient and appropriate to provide a basis for our audit opinion.

Emphasis of Matter - Basis of Accounting

As discussed in Note 1 to the financial statements, these financial statements were prepared in accordance with the accounting requirements of the Federal Energy Regulatory Commission as set forth in its applicable Uniform System of Accounts and published accounting releases, which is a basis of accounting other than accounting principles generally accepted in the United States of America. As a result, the financial statements may not be suitable for another purpose. Our opinion is not modified with respect to this matter.

Responsibilities of Management for the Financial Statements

Management is responsible for the preparation and fair presentation of the financial statements in accordance with the accounting requirements of the Federal Energy Regulatory Commission as set forth in its applicable Uniform System of Accounts and published accounting releases. Management is also responsible for the design, implementation, and maintenance of internal control relevant to the preparation and fair presentation of financial statements that are free from material misstatement, whether due to fraud or error.

In preparing the financial statements, management is required to evaluate whether there are conditions or events, considered in the aggregate, that raise substantial doubt about the Company's ability to continue as a going concern for one year after the financial statements are issued.

Auditor's Responsibilities for the Audit of the Financial Statements

Our objectives are to obtain reasonable assurance about whether the financial statements as a whole are free from material misstatement, whether due to fraud or error, and to issue an auditor's report that includes our opinion. Reasonable assurance is a high level of assurance but is not absolute assurance and therefore is not a guarantee that an audit conducted in accordance with GAAS will always detect a material misstatement when it exists. The risk of not detecting a material misstatement resulting from fraud is higher than for one resulting from error, as fraud may involve collusion, forgery, intentional omissions, misrepresentations, or the override of internal control. Misstatements are considered material if there is a substantial likelihood that, individually or in the aggregate, they would influence the judgment made by a reasonable user based on the financial statements.

In performing an audit in accordance with GAAS, we:

- Exercise professional judgment and maintain professional skepticism throughout the audit.
- Identify and assess the risks of material misstatement of the financial statements, whether due to fraud or error, and design and perform audit procedures responsive to those risks. Such procedures include examining, on a test basis, evidence regarding the amounts and disclosures in the financial statements.
- Obtain an understanding of internal control relevant to the audit in order to design audit procedures that are appropriate in the circumstances, but not for the purpose of expressing an opinion on the effectiveness of the Company's internal control. Accordingly, no such opinion is expressed.
- Evaluate the appropriateness of accounting policies used and the reasonableness of significant accounting estimates made by management, as well as evaluate the overall presentation of the financial statements.
- Conclude whether, in our judgment, there are conditions or events, considered in the aggregate, that raise substantial doubt about the Company's ability to continue as a going concern for a reasonable period of time.

We are required to communicate with those charged with governance regarding, among other matters, the planned scope and timing of the audit, significant audit findings, and certain internal control-related matters that we identified during the audit.

Restriction on Use

This report is intended solely for the information and use of the board of directors and management of the Company and for filing with the Federal Energy Regulatory Commission and is not intended to be and should not be used by anyone other than these specified parties.

Deloitte & Touche LLP

April 26, 2023

NextEra Energy's
2022 Annual Report and Form 10-K filed with the
Securities and Exchange Commission



ANNUAL REPORT 2022

THIS PAGE INTENTIONALLY LEFT BLANK



**UNITED STATES SECURITIES AND EXCHANGE COMMISSION
Washington, D.C. 20549
FORM 10-K**

ANNUAL REPORT PURSUANT TO SECTION 13 OR 15(d) OF THE SECURITIES EXCHANGE ACT OF 1934

For the fiscal year ended **December 31, 2022**

OR

TRANSITION REPORT PURSUANT TO SECTION 13 OR 15(d) OF THE SECURITIES EXCHANGE ACT OF 1934

For the transition period from _____ to _____

Commission File Number	Exact name of registrants as specified in their charters, address of principal executive offices and registrants' telephone number	IRS Employer Identification Number
1-8841	NEXTERA ENERGY, INC.	59-2449419
2-27612	FLORIDA POWER & LIGHT COMPANY	59-0247775
	700 Universe Boulevard Juno Beach, Florida 33408 (561) 694-4000	

State or other jurisdiction of incorporation or organization: Florida
Securities registered pursuant to Section 12(b) of the Act:

Registrants	Title of each class	Trading Symbol(s)	Name of each exchange on which registered
NextEra Energy, Inc.	Common Stock, \$0.01 Par Value	NEE	New York Stock Exchange
	5.279% Corporate Units	NEE.PRQ	New York Stock Exchange
	6.219% Corporate Units	NEE.PRQ	New York Stock Exchange
	6.926% Corporate Units	NEE.PRR	New York Stock Exchange
Florida Power & Light Company	None		

Indicate by check mark if the registrants are well-known seasoned issuers, as defined in Rule 405 of the Securities Act of 1933.

NextEra Energy, Inc. Yes No

Florida Power & Light Company Yes No

Indicate by check mark if the registrants are not required to file reports pursuant to Section 13 or Section 15(d) of the Securities Exchange Act of 1934.

NextEra Energy, Inc. Yes No

Florida Power & Light Company Yes No

Indicate by check mark whether the registrants (1) have filed all reports required to be filed by Section 13 or 15(d) of the Securities Exchange Act of 1934 during the preceding 12 months, and (2) have been subject to such filing requirements for the past 90 days.

NextEra Energy, Inc. Yes No

Florida Power & Light Company Yes No

Indicate by check mark whether the registrants have submitted electronically every Interactive Data File required to be submitted pursuant to Rule 405 of Regulation S-T during the preceding 12 months.

NextEra Energy, Inc. Yes No

Florida Power & Light Company Yes No

Indicate by check mark whether the registrants are a large accelerated filer, an accelerated filer, a non-accelerated filer, a smaller reporting company, or an emerging growth company.

NextEra Energy, Inc. Large Accelerated Filer Accelerated Filer Non-Accelerated Filer Smaller Reporting Company Emerging Growth Company

Florida Power & Light Company Large Accelerated Filer Accelerated Filer Non-Accelerated Filer Smaller Reporting Company Emerging Growth Company

If an emerging growth company, indicate by check mark if the registrants have elected not to use the extended transition period for complying with any new or revised financial accounting standards provided pursuant to Section 13(a) of the Securities Exchange Act of 1934.

Indicate by check mark whether each registrant has filed a report on and attestation to its management's assessment of the effectiveness of its internal control over financial reporting under Section 404(b) of the Sarbanes-Oxley Act (15 U.S.C. 7262(b)) by the registered public accounting firm that prepared or issued its audit report.

Indicate by check mark whether the registrants are shell companies (as defined in Rule 12b-2 of the Securities Exchange Act of 1934). Yes No

Aggregate market value of the voting and non-voting common equity of NextEra Energy, Inc. held by non-affiliates at June 30, 2022 (based on the closing market price on the Composite Tape on June 30, 2022) was \$152,043,646,294.

There was no voting or non-voting common equity of Florida Power & Light Company held by non-affiliates at June 30, 2022.

Number of shares of NextEra Energy, Inc. common stock, \$0.01 par value, outstanding at January 31, 2023: 1,987,495,306

Number of shares of Florida Power & Light Company common stock, without par value, outstanding at January 31, 2023, all of which were held, beneficially and of record, by NextEra Energy, Inc.: 1,000

DOCUMENTS INCORPORATED BY REFERENCE

Portions of NextEra Energy, Inc.'s Proxy Statement for the 2023 Annual Meeting of Shareholders are incorporated by reference in Part III hereof.

This combined Form 10-K represents separate filings by NextEra Energy, Inc. and Florida Power & Light Company. Information contained herein relating to an individual registrant is filed by that registrant on its own behalf. Florida Power & Light Company makes no representations as to the information relating to NextEra Energy, Inc.'s other operations.

Florida Power & Light Company meets the conditions set forth in General Instruction I.(1)(a) and (b) of Form 10-K and is therefore filing this Form with the reduced disclosure format.

DEFINITIONS

Acronyms and defined terms used in the text include the following:

Term	Meaning
AFUDC – equity	equity component of allowance for funds used during construction
Bcf	billion cubic feet
CAISO	California Independent System Operator
capacity clause	capacity cost recovery clause, as established by the FPSC
DOE	U.S. Department of Energy
Duane Arnold	Duane Arnold Energy Center
environmental clause	environmental cost recovery clause, as established by the FPSC
EPA	U.S. Environmental Protection Agency
ERCOT	Electric Reliability Council of Texas
FERC	U.S. Federal Energy Regulatory Commission
Florida Southeast Connection	Florida Southeast Connection, LLC, a wholly owned NextEra Energy Resources subsidiary
FPL	Florida Power & Light Company
FPSC	Florida Public Service Commission
fuel clause	fuel and purchased power cost recovery clause, as established by the FPSC
GAAP	generally accepted accounting principles in the U.S.
ISO	independent system operator
ISO-NE	ISO New England Inc.
ITC	investment tax credit
kW	kilowatt
kWh	kilowatt-hour(s)
Management's Discussion	Item 7. Management's Discussion and Analysis of Financial Condition and Results of Operations
MISO	Midcontinent Independent System Operator
MMBtu	One million British thermal units
mortgage	mortgage and deed of trust dated as of January 1, 1944, from FPL to Deutsche Bank Trust Company Americas, as supplemented and amended
MW	megawatt(s)
MWh	megawatt-hour(s)
NEE	NextEra Energy, Inc.
NEECH	NextEra Energy Capital Holdings, Inc.
NEER	an operating segment comprised of NextEra Energy Resources and NEET
NEET	NextEra Energy Transmission, LLC
NEP	NextEra Energy Partners, LP
NEP OpCo	NextEra Energy Operating Partners, LP
NERC	North American Electric Reliability Corporation
net capacity	net ownership interest in pipeline(s) capacity
net generating capacity	net ownership interest in plant(s) capacity
net generation	net ownership interest in plant(s) generation
Note __	Note __ to consolidated financial statements
NextEra Energy Resources	NextEra Energy Resources, LLC
NRC	U.S. Nuclear Regulatory Commission
NYISO	New York Independent System Operator
O&M expenses	other operations and maintenance expenses in the consolidated statements of income
OEB	Ontario Energy Board
OTC	over-the-counter
OTTI	other than temporary impairment
PJM	PJM Interconnection, LLC
PMI	NextEra Energy Marketing, LLC
Point Beach	Point Beach Nuclear Power Plant
PPA	purchased power agreement(s)
PTC	production tax credit
PUCT	Public Utility Commission of Texas
regulatory ROE	return on common equity as determined for regulatory purposes
RPS	renewable portfolio standards
RTO	regional transmission organization
Sabal Trail	Sabal Trail Transmission, LLC, an entity in which a NextEra Energy Resources subsidiary has a 42.5% ownership interest
Seabrook	Seabrook Station
SEC	U.S. Securities and Exchange Commission
storm protection plan	storm protection plan cost recovery clause, as established by the FPSC
U.S.	United States of America

NEE, FPL, NEECH, NextEra Energy Resources and NEET each has subsidiaries and affiliates with names that may include NextEra Energy, FPL, NextEra Energy Resources, NextEra Energy Transmission, NextEra, FPL Group, FPL Energy, FPLE, NEP and similar references. For convenience and simplicity, in this report the terms NEE, FPL, NEECH, NextEra Energy Resources, NEET and NEER are sometimes used as abbreviated references to specific subsidiaries, affiliates or groups of subsidiaries or affiliates. The precise meaning depends on the context.

TABLE OF CONTENTS

	<u>Page No.</u>
Definitions	2
Forward-Looking Statements	3
PART I	
Item 1. Business	4
Item 1A. Risk Factors	21
Item 1B. Unresolved Staff Comments	33
Item 2. Properties	33
Item 3. Legal Proceedings	33
Item 4. Mine Safety Disclosures	33
PART II	
Item 5. Market for Registrants' Common Equity, Related Stockholder Matters and Issuer Purchases of Equity Securities	34
Item 6. Reserved	34
Item 7. Management's Discussion and Analysis of Financial Condition and Results of Operations	35
Item 7A. Quantitative and Qualitative Disclosures About Market Risk	55
Item 8. Financial Statements and Supplementary Data	56
Item 9. Changes in and Disagreements With Accountants on Accounting and Financial Disclosure	113
Item 9A. Controls and Procedures	113
Item 9B. Other Information	113
Item 9C. Disclosure Regarding Foreign Jurisdictions that Prevent Inspections	113
PART III	
Item 10. Directors, Executive Officers and Corporate Governance	114
Item 11. Executive Compensation	114
Item 12. Security Ownership of Certain Beneficial Owners and Management and Related Stockholder Matters	114
Item 13. Certain Relationships and Related Transactions, and Director Independence	114
Item 14. Principal Accountant Fees and Services	115
PART IV	
Item 15. Exhibits and Financial Statement Schedules	116
Item 16. Form 10-K Summary	124
Signatures	125

FORWARD-LOOKING STATEMENTS

This report includes forward-looking statements within the meaning of the Private Securities Litigation Reform Act of 1995. Any statements that express, or involve discussions as to, expectations, beliefs, plans, objectives, assumptions, strategies, future events or performance (often, but not always, through the use of words or phrases such as may result, are expected to, will continue, is anticipated, believe, will, could, should, would, estimated, may, plan, potential, future, projection, goals, target, outlook, predict and intend or words of similar meaning) are not statements of historical facts and may be forward looking. Forward-looking statements involve estimates, assumptions and uncertainties. Accordingly, any such statements are qualified in their entirety by reference to, and are accompanied by, important factors included in Part I, Item 1A. Risk Factors (in addition to any assumptions and other factors referred to specifically in connection with such forward-looking statements) that could have a significant impact on NEE's and/or FPL's operations and financial results, and could cause NEE's and/or FPL's actual results to differ materially from those contained or implied in forward-looking statements made by or on behalf of NEE and/or FPL in this combined Form 10-K, in presentations, on their respective websites, in response to questions or otherwise.

Any forward-looking statement speaks only as of the date on which such statement is made, and NEE and FPL undertake no obligation to update any forward-looking statement to reflect events or circumstances, including, but not limited to, unanticipated events, after the date on which such statement is made, unless otherwise required by law. New factors emerge from time to time and it is not possible for management to predict all of such factors, nor can it assess the impact of each such factor on the business or the extent to which any factor, or combination of factors, may cause actual results to differ materially from those contained or implied in any forward-looking statement.

PART I

Item 1. Business

OVERVIEW

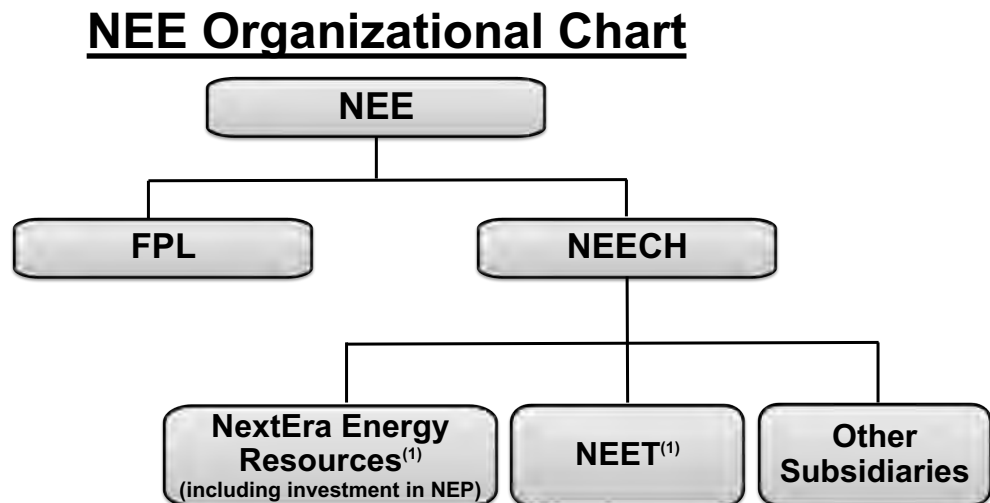
NEE is one of the largest electric power and energy infrastructure companies in North America and a leader in the renewable energy industry. NEE has two principal businesses, FPL and NEER. FPL is the largest electric utility in the state of Florida and one of the largest electric utilities in the U.S. FPL's strategic focus is centered on investing in generation, transmission and distribution facilities to deliver on its value proposition of low customer bills, high reliability, outstanding customer service and clean energy for the benefit of its approximately 5.8 million customer accounts. NEER is the world's largest generator of renewable energy from the wind and sun, as well as a world leader in battery storage. NEER's strategic focus is centered on the development, construction and operation of long-term contracted assets throughout the U.S. and Canada, primarily consisting of clean energy assets such as renewable generation facilities and battery storage projects, and electric transmission facilities.

In January 2019, NEE acquired Gulf Power Company, a rate-regulated electric utility engaged in the generation, transmission, distribution and sale of electric energy in northwest Florida. On January 1, 2021, FPL and Gulf Power Company merged, with FPL as the surviving entity. However, during 2021, FPL continued to be regulated as two separate ratemaking entities in the former service areas of FPL and Gulf Power Company. Effective January 1, 2022, FPL became regulated as one electric ratemaking entity with new unified rates and tariffs (see FPL – FPL Regulation – FPL Electric Rate Regulation – Base Rates – Base Rates Effective January 2022 through December 2025).

As described in more detail in the following sections, NEE seeks to create value in its two principal businesses by meeting its customers' needs more economically and more reliably than its competitors. NEE's strategy has resulted in profitable growth over sustained periods at both FPL and NEER. Management seeks to grow each business (see Note 15 – Commitments) in a manner consistent with the varying opportunities available to it; however, management believes that the diversification and balance represented by FPL and NEER is a valuable characteristic of the enterprise and recognizes that each business contributes to NEE's financial strength in different ways. FPL and NEER share a common platform with the objective of lowering costs and creating efficiencies for their businesses. NEE and its subsidiaries, with employees totaling approximately 15,300 as of December 31, 2022, continue to develop and implement enterprise-wide initiatives focused on improving productivity, process effectiveness and quality.

On August 16, 2022, the Inflation Reduction Act (IRA) was signed into law which, among other things, extends the period for wind and solar tax credits and expands the tax credits to support a broader range of renewable technologies. See NEER – Clean Energy and Other Operations – Clean Energy – Policy Incentives for Renewable Energy Projects. NEE believes the IRA provides long-term visibility and supports the growth of its businesses.

As of January 1, 2022, NEE's segments for financial reporting purposes are FPL and NEER (see Note 16). NEECH, a wholly owned subsidiary of NEE, owns and provides funding for NEE's operating subsidiaries, other than FPL and its subsidiaries. NEP, an affiliate of NextEra Energy Resources, acquires, manages and owns contracted clean energy projects with stable, long-term cash flows. See NEER section below for further discussion of NEP. The following diagram depicts NEE's simplified ownership structure:

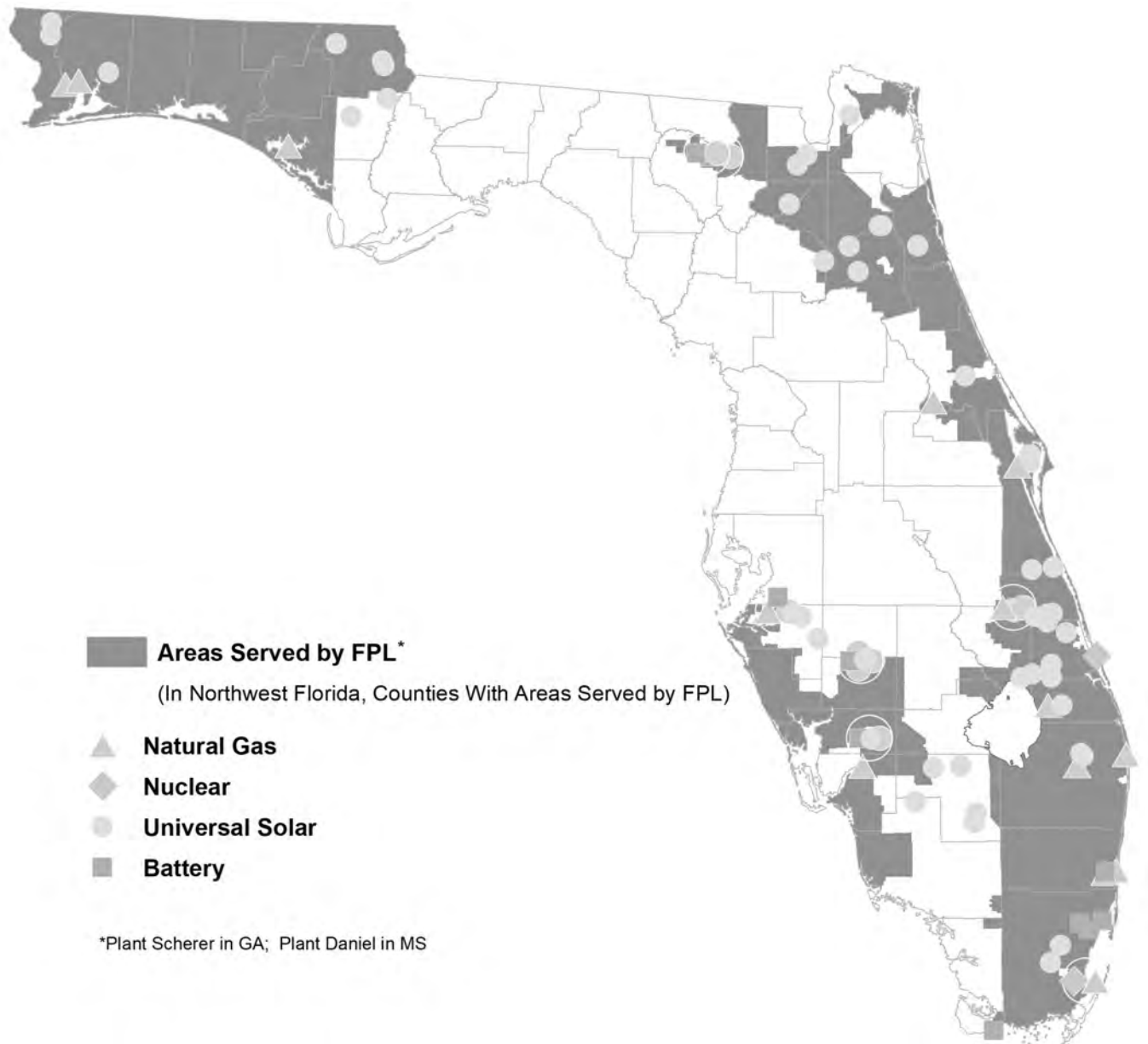


(1) Comprises the NEER segment.

FPL

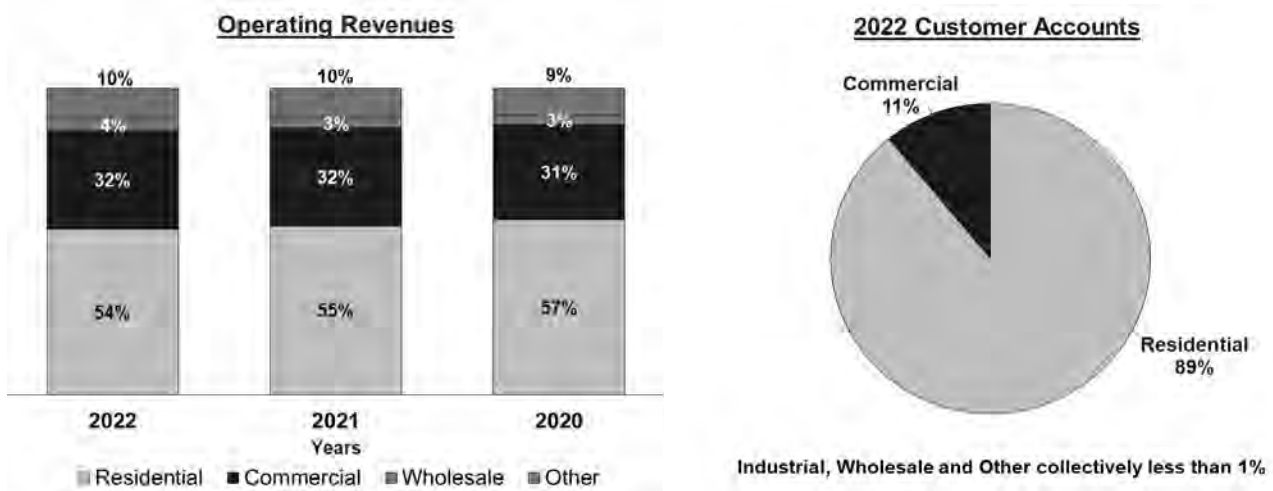
FPL is a rate-regulated electric utility engaged primarily in the generation, transmission, distribution and sale of electric energy in Florida. FPL is the largest electric utility in the state of Florida and one of the largest electric utilities in the U.S. At December 31, 2022, FPL had approximately 32,100 MW of net generating capacity, approximately 88,000 circuit miles of transmission and distribution lines and 871 substations. FPL provides service to its electric customers through an integrated transmission and distribution system that links its generation facilities to its customers. FPL also owns a retail gas business, which serves approximately 119,000 residential and commercial natural gas customers in eight counties throughout southern Florida with 3,795 miles of natural gas distribution pipelines.

FPL serves more than 12 million people through approximately 5.8 million customer accounts. The following map shows FPL's service areas and plant locations as of February 17, 2023, which cover most of the east and lower west coasts of Florida and are in nine counties throughout northwest Florida (see FPL Sources of Generation below).



CUSTOMERS AND REVENUE

FPL's primary source of operating revenues is from its retail customer base; it also serves a limited number of wholesale customers within Florida. The percentage of FPL's operating revenues and customer accounts (as of December 31, 2022) by customer class were as follows:



For both retail and wholesale customers, the prices (or rates) that FPL may charge are approved by regulatory bodies, by the FPSC in the case of retail customers and by the FERC in the case of wholesale customers. In general, under U.S. and Florida law, regulated rates are intended to cover the cost of providing service, including a reasonable rate of return on invested capital. Since the regulatory bodies have authority to determine the relevant cost of providing service and the appropriate rate of return on capital employed, there can be no guarantee that FPL will be able to earn any particular rate of return or recover all of its costs through regulated rates. See FPL Regulation below.

FPL seeks to maintain attractive rates for its customers. Since rates are largely cost-based, maintaining low rates requires a strategy focused on developing and maintaining a low-cost position, including the implementation of ideas generated from cost savings initiatives.

FRANCHISE AGREEMENTS AND COMPETITION

FPL's service to its electric retail customers is provided primarily under franchise agreements negotiated with municipalities or counties. During the term of a franchise agreement, which is typically 30 years, the municipality or county agrees not to form its own utility, and FPL has the right to offer electric service to residents. At December 31, 2022, FPL held 225 franchise agreements with various municipalities and counties in Florida with varying expiration dates through 2052. These franchise agreements cover the vast majority of FPL's retail customer base in Florida. At December 31, 2022, FPL also provided service to customers in 11 other municipalities and to 27 unincorporated areas within its service area without franchise agreements pursuant to the general obligation to serve as a public utility. FPL relies upon Florida law for access to public rights of way.

Because any customer may elect to provide their own electric services, FPL effectively must compete for an individual customer's business. As a practical matter, few customers provide their own service at the present time since FPL's cost of service is lower than the cost of self-generation for the vast majority of customers. Changing technology (particularly increasing efficiency of solar power generation), tax incentives, economic conditions, regulatory changes, increasing cost-competitiveness of rooftop solar and batteries and other factors could alter the favorable relative cost position that FPL currently enjoys; however, FPL seeks as a matter of strategy to ensure that it delivers superior value, in the form of comparatively low customer bills, high reliability, outstanding customer service and clean energy.

In addition to self-generation by residential, commercial and industrial customers, FPL also faces competition from other suppliers of electrical energy to wholesale and industrial customers and from alternative energy sources. In 2022, 2021 and 2020, operating revenues from wholesale and industrial electric customers combined represented approximately 7%, 6% and 5%, respectively, of FPL's total operating revenues.

For the building of new steam and solar generating capacity of 75 MW or greater, the FPSC requires investor-owned electric utilities, including FPL, to issue a request for proposal (RFP) except when the FPSC determines that an exception from the RFP process is in the public interest. The RFP process allows independent power producers and others to bid to supply the new generating capacity. If a bidder has the most cost-effective alternative, meets other criteria such as financial viability and demonstrates adequate expertise and experience in building and/or operating generating capacity of the type proposed, the investor-owned electric utility would seek to negotiate a PPA with the selected bidder and request that the FPSC approve the

terms of the PPA and, if appropriate, provide the required authorization for the construction of the bidder's generating capacity.

FPL SOURCES OF GENERATION

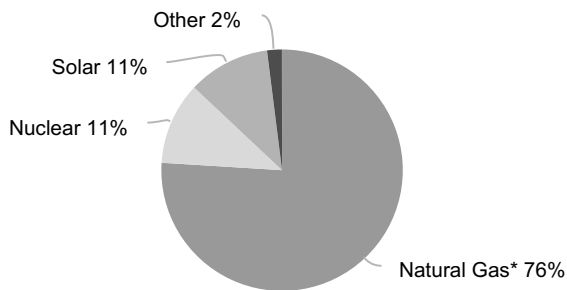
At December 31, 2022, FPL's resources for serving load consisted of approximately 33,195 MW of net generating capacity, of which 32,066 MW were from FPL-owned facilities and 1,129 MW were available through PPAs. FPL owned and operated 44 units with generating capacity of 24,236 MW that primarily use natural gas and 50 solar generation facilities with generating capacity totaling 3,611 MW. In addition, FPL owned, or had undivided interests in, and operated 4 nuclear units with net generating capacity totaling 3,502 MW (see Nuclear Operations below) and had joint ownership interests in 3 coal units located in Mississippi and Georgia it did not operate with net generating capacity totaling 717 MW. FPL intends to retire its share of 2 of these coal units in 2024 and together with a joint owner retire the remaining unit in 2028. See Note 7 – Jointly-Owned Electric Plants regarding the retirement of these plants. FPL also develops and constructs battery storage projects, which when combined with its solar projects, serve to enhance its ability to meet customer needs for a nearly firm generation source. At December 31, 2022, FPL had 469 MW of battery storage capacity that delivers energy to the transmission system. FPL customer usage and operating revenues are typically higher during the summer months, largely due to the prevalent use of air conditioning in its service area. Occasionally, unusually cold temperatures during the winter months result in significant increases in electricity usage for short periods of time.

Through 2025, FPL plans to add new solar generation with cost recovery mechanisms through base rates, a Solar Base Rate Adjustment (SoBRA) and SolarTogether™ (a voluntary community solar program that gives FPL electric customers an opportunity to participate directly in the expansion of solar energy where participants pay a fixed monthly subscription charge and receive credits on their related monthly customer bill). FPL placed 745 MW of solar generating capacity in service in January 2023 and is currently in the process of constructing an additional 447 MW and 1,639 MW of solar generating capacity, which is expected to be placed in service by mid-2023 and in 2024, respectively (see FPL Regulation – FPL Electric Rate Regulation – Base Rates – Base Rates Effective January 2022 through December 2025 below).

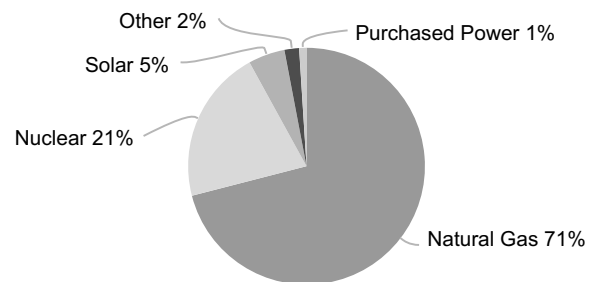
Fuel Sources

FPL relies upon a mix of fuel sources for its generation facilities, the ability of some of its generation facilities to operate on both natural gas and low sulfur diesel, and on purchased power to maintain the flexibility to achieve a more economical fuel mix in order to respond to market and industry developments. See discussion of planned solar generation additions above.

**FPL
2022 Net Generating Capacity by Fuel Type
MW**



**FPL
2022 Energy Mix
MWh**



*approximately 66% has dual fuel capability

Significant Fuel and Transportation Contracts. At December 31, 2022, FPL had the following significant fuel and transportation contracts in place:

- firm transportation contracts with nine different transportation suppliers for natural gas pipeline capacity for an aggregate maximum delivery quantity of 2,966,000 MMBtu/day with expiration dates through 2042 (see Note 15 – Contracts);
- several contracts for the supply of uranium and the conversion, enrichment and fabrication of nuclear fuel with expiration dates through 2037; and
- short- and medium-term natural gas supply contracts to provide a portion of FPL's anticipated needs for natural gas, with the remainder of FPL's natural gas requirements being purchased in the spot market.

Nuclear Operations

At December 31, 2022, FPL owned, or had undivided interests in, and operated the four nuclear units in Florida discussed below. FPL's nuclear units are periodically removed from service to accommodate planned refueling and maintenance outages, including inspections, repairs and certain other modifications. Scheduled nuclear refueling outages require the unit to be removed from service for variable lengths of time.

Facility	Net Generating Capacity (MW)	Beginning of Next Scheduled Refueling Outage	Operating License Expiration Date
St. Lucie Unit No. 1	981	March 2024	2036 ^(a)
St. Lucie Unit No. 2	840 ^(b)	February 2023	2043 ^(a)
Turkey Point Unit No. 3	837	April 2023	2032 ^(c)
Turkey Point Unit No. 4	844	September 2023	2033 ^(c)

(a) In 2021, FPL filed an application with the NRC to renew both St. Lucie operating licenses for an additional 20 years. License renewals are pending.

(b) Excludes 147 MW operated by FPL but owned by non-affiliates.

(c) In 2022, FPL filed a site-specific environmental impact statement with the NRC related to the previously approved 20-year renewal application for both Turkey Point operating licenses. Approval of the additional 20 years of operations is pending.

NRC regulations require FPL to submit a plan for decontamination and decommissioning five years before the projected end of plant operation. If the license renewals are approved by the NRC, FPL's plans provide for St. Lucie Unit No. 1 to be shut down in 2056 with decommissioning activities to be integrated with the dismantlement of St. Lucie Unit No. 2 commencing in 2063. If the NRC approves an additional 20 years of operations, FPL's plans provide for the dismantlement of Turkey Point Units Nos. 3 and 4 with decommissioning activities commencing in 2052 and 2053, respectively.

FPL's nuclear facilities use both on-site storage pools and dry storage casks to store spent nuclear fuel generated by these facilities, which are expected to provide sufficient storage of spent nuclear fuel that is generated at these facilities through license expiration, as well as through any pending license extensions.

FPL ENERGY MARKETING AND TRADING

FPL's Energy Marketing & Trading division (EMT) buys and sells wholesale energy commodities, such as natural gas, low sulfur diesel, electricity and renewable energy credits (RECs) from certain FPL solar generation assets. EMT procures natural gas and low sulfur diesel for FPL's use in power generation and sells excess natural gas, low sulfur diesel and electricity. EMT also uses derivative instruments (primarily swaps, options and forwards) to manage the physical and financial risks inherent in the purchase and sale of fuel and electricity. Substantially all of the results of EMT's activities are passed through to customers in the fuel or capacity clauses. See Management's Discussion – Energy Marketing and Trading and Market Risk Sensitivity and Note 3.

FPL REGULATION

FPL's operations are subject to regulation by a number of federal, state and other organizations, including, but not limited to, the following:

- the FPSC, which has jurisdiction over retail rates, service area, issuances of securities, and planning, siting and construction of facilities, among other things;
- the FERC, which oversees the acquisition and disposition of electric generation, transmission and other facilities, transmission of electricity and natural gas in interstate commerce, proposals to build and operate interstate natural gas pipelines and storage facilities, and wholesale purchases and sales of electric energy, among other things;
- the NERC, which, through its regional entities, establishes and enforces mandatory reliability standards, subject to approval by the FERC, to ensure the reliability of the U.S. electric transmission and generation system and to prevent major system blackouts;
- the NRC, which has jurisdiction over the operation of nuclear power plants through the issuance of operating licenses, rules, regulations and orders; and
- the EPA, which has the responsibility to maintain and enforce national standards under a variety of environmental laws, in some cases delegating authority to state agencies. The EPA also works with industries and all levels of government, including federal and state governments, in a wide variety of voluntary pollution prevention programs and energy conservation efforts.

FPL Electric Rate Regulation

The FPSC sets rates at a level that is intended to allow the utility the opportunity to collect from retail customers total revenues (revenue requirements) equal to its cost of providing service, including a reasonable rate of return on invested capital. To accomplish this, the FPSC uses various ratemaking mechanisms, including, among other things, base rates and cost recovery clauses. Although FPL and Gulf Power Company merged effective January 1, 2021, FPL continued to be regulated as two separate rate making entities until January 1, 2022 when new unified rates and tariffs became effective for the combined utility system (including the former Gulf Power Company service area). See Base Rates Effective January 2022 through December 2025 below.

Base Rates. In general, the basic costs of providing electric service, other than fuel and certain other costs, are recovered through base rates, which are designed to recover the costs of constructing, operating and maintaining the utility system. These basic costs include O&M expenses, depreciation and taxes, as well as a return on investment in assets used and useful in providing electric service (rate base). At the time base rates are established, the allowed rate of return on rate base approximates the FPSC's determination of the utility's estimated weighted-average cost of capital, which includes its costs for outstanding debt and an allowed return on common equity. The FPSC monitors the utility's actual regulatory ROE through a surveillance report that is filed monthly with the FPSC. The FPSC does not provide assurance that any regulatory ROE will be achieved. Base rates are determined in rate proceedings or through negotiated settlements of those proceedings. Proceedings can occur at the initiative of the utility or upon action by the FPSC. Existing base rates remain in effect until new base rates are approved by the FPSC.

Base Rates Effective January 2022 through December 2025 – In December 2021, the FPSC issued a final order approving a stipulation and settlement between FPL and several intervenors in FPL's base rate proceeding (2021 rate agreement).

Key elements of the 2021 rate agreement, which is effective from January 2022 through at least December 2025, include, among other things, the following:

- New retail base rates and charges were established for the combined utility system (including the former Gulf Power Company service area) resulting in the following increases in annualized retail base revenues:
 - \$692 million beginning January 1, 2022, and
 - \$560 million beginning January 1, 2023.
- In addition, FPL is eligible to receive, subject to conditions specified in the 2021 rate agreement, base rate increases associated with the addition of up to 894 MW annually of new solar generation through the SoBRA mechanism in each of 2024 and 2025, and may carry forward any unused MW in 2024 to 2025. FPL has agreed to an installed cost cap of \$1,250 per kW and will be required to demonstrate that these proposed solar facilities are cost effective.
- FPL's authorized regulatory ROE was 10.60%, with a range of 9.70% to 11.70%. However, in the event the average 30-year U.S. Treasury rate was 2.49% or greater over a consecutive six-month period, FPL was authorized to increase the regulatory ROE to 10.80% with a range of 9.80% to 11.80%. During August 2022, this provision was triggered and effective September 1, 2022, FPL's authorized regulatory ROE and ROE range were increased. The revised authorized regulatory ROE will have only a minimal impact to base rates. If FPL's earned regulatory ROE falls below 9.80%, FPL may seek retail base rate relief. If the earned regulatory ROE rises above 11.80%, any party with standing may seek a review of FPL's retail base rates.
- Subject to certain conditions, FPL may amortize, over the term of the 2021 rate agreement, up to \$1.45 billion of depreciation reserve surplus, provided that in any year of the 2021 rate agreement FPL must amortize at least enough reserve amount to maintain its minimum authorized regulatory ROE and also may not amortize any reserve amount that would result in an earned regulatory ROE in excess of its maximum authorized regulatory ROE.
- FPL is authorized to expand SolarTogether™ by constructing an additional 1,788 MW of solar generation from 2022 through 2025, such that the total capacity of SolarTogether™ would be 3,278 MW.
- Future storm restoration costs would be recoverable on an interim basis beginning 60 days from the filing of a cost recovery petition, but capped at an amount that produces a surcharge of no more than \$4 for every 1,000 kWh of usage on residential bills during the first 12 months of cost recovery. Any additional costs would be eligible for recovery in subsequent years. If storm restoration costs exceed \$800 million in any given calendar year, FPL may request an increase to the \$4 surcharge. See Note 1 – Storm Funds, Storm Reserves and Storm Cost Recovery.
- If federal or state permanent corporate income tax changes become effective during the term of the 2021 rate agreement, FPL will prospectively adjust base rates after a review by the FPSC. As a result of the enactment of the IRA (see NEER – Clean Energy and Other Operations – Clean Energy – Policy Incentives for Renewable Energy Projects and Note 5), FPL's customers are expected to save approximately \$400 million over the remaining term of the 2021 rate agreement which includes a \$36 million one-time refund made in January 2023.

On February 8, 2023, the Florida Supreme Court heard oral argument on the appeal of the FPSC's final order regarding the 2021 rate agreement by Floridians Against Increased Rates, Inc. and, as a group, Florida Rising, Inc., Environmental Confederation of Southwest Florida, Inc. and League of United Latin American Citizens of Florida. A ruling by the Florida Supreme Court is pending. See Note 1 – Rate Regulation.

Base Rates Effective January 2017 through December 2021 – From January 2017 to December 2021, FPL operated under a base rate agreement (2016 rate agreement) that provided for, among other things, a regulatory ROE of 10.55%, with a range of 9.60% to 11.60% and, subject to certain conditions, the right to reduce depreciation expense up to \$1.25 billion (reserve),

provided that in any year of the 2016 rate agreement FPL was required to amortize enough reserve to maintain an earned regulatory ROE within the range of 9.60% to 11.60%.

Cost Recovery Clauses. Cost recovery clauses are designed to permit full recovery of certain costs and provide a return on certain assets allowed to be recovered through these clauses. Cost recovery clause costs are recovered through levelized monthly charges per kWh or kW, depending on the customer's rate class. These cost recovery clause charges are calculated annually based on estimated costs and estimated customer usage for the following year, plus or minus true-up adjustments to reflect the estimated over or under recovery of costs for the current and prior periods. An adjustment to the levelized charges may be approved during the course of a year to reflect revised estimates. FPL recovers costs from customers through the following clauses:

- Fuel – primarily fuel costs, the most significant of the cost recovery clauses in terms of operating revenues (see Note 1 – Rate Regulation);
- Storm Protection Plan – costs associated with an FPSC-approved transmission and distribution storm protection plan, which includes costs for hardening of overhead transmission and distribution lines, undergrounding of certain distribution lines and vegetation management;
- Capacity – primarily certain costs associated with the acquisition of several electric generation facilities (see Note 1 – Rate Regulation) and capacity payments related to PPAs;
- Energy Conservation – costs associated with implementing energy conservation programs; and
- Environmental – certain costs of complying with federal, state and local environmental regulations enacted after April 1993 and costs associated with certain of FPL's solar facilities placed in service prior to 2016.

The FPSC has the authority to disallow recovery of costs that it considers excessive or imprudently incurred. These costs may include, among others, fuel and O&M expenses, the cost of replacing power lost when generation units are unavailable, storm restoration costs and costs associated with the construction or acquisition of new facilities.

FERC

The Federal Power Act grants the FERC exclusive ratemaking jurisdiction over wholesale sales of electricity and the transmission of electricity and natural gas in interstate commerce. Pursuant to the Federal Power Act, electric utilities must file for FERC acceptance and maintain tariffs and rate schedules which govern the rates, terms and conditions for the provision of FERC-jurisdictional wholesale power and transmission services. Wholesale power sales tariffs on file at FERC may authorize sales at cost-based rates or, where the seller lacks market power, at market-based rates. The Federal Power Act also gives the FERC authority to certify and oversee an electric reliability organization with authority to establish and independently enforce mandatory reliability standards applicable to all users, owners and operators of the bulk-power system. See NERC below. Electric utilities are subject to accounting, record-keeping and reporting requirements administered by the FERC. The FERC also places certain limitations on transactions between electric utilities and their affiliates.

NERC

The NERC has been certified by the FERC as an electric reliability organization. The NERC's mandate is to ensure the reliability and security of the North American bulk-power system through the establishment and enforcement of reliability standards approved by FERC. The NERC's regional entities also enforce reliability standards approved by the FERC. FPL is subject to these reliability standards and incurs costs to ensure compliance with continually heightened requirements, and can incur significant penalties for failing to comply with them.

FPL Environmental Regulation

FPL is subject to environmental laws and regulations as described in the NEE Environmental Matters section below. FPL expects to seek recovery through the environmental clause for compliance costs associated with any new environmental laws and regulations.

FPL HUMAN CAPITAL

FPL had approximately 9,300 employees at December 31, 2022, with approximately 31% of these employees represented by the International Brotherhood of Electrical Workers (IBEW). The collective bargaining agreements have approximately two- to three-year terms and expire between April 2024 and January 2025.

NEER

NEER, comprised of NEE's competitive energy and rate-regulated transmission businesses, is a diversified clean energy business with a strategy that emphasizes the development, construction and operation of long-term contracted assets with a focus on clean energy. NEE reports NextEra Energy Resources and NEET, a rate-regulated transmission business, on a combined basis for segment reporting purposes, and the combined segment is referred to as NEER. The NEER segment currently owns, develops, constructs, manages and operates electric generation facilities in wholesale energy markets in the U.S. and Canada and also includes assets and investments in other businesses with a clean energy focus, such as battery storage and renewable fuels. NEER, with approximately 27,400 MW of total net generating capacity at December 31, 2022, is one of the largest wholesale generators of electric power in the U.S., including approximately 26,890 MW of net generating capacity across 40 states and 520 MW of net generating capacity in 4 Canadian provinces. At December 31, 2022, NEER operates facilities, in which it has partial or full ownership interests, with a total generating capacity of approximately 33,800 MW. NEER produces the majority of its electricity from clean and renewable sources as described more fully below. In addition, NEER develops and constructs battery storage projects, which when combined with its renewable projects, serve to enhance its ability to meet customer needs for a nearly firm generation source, or as standalone facilities. NEER is the world's largest generator of renewable energy from the wind and sun based on 2022 MWh produced on a net generation basis, as well as a world leader in battery storage. The NEER segment also owns, develops, constructs and operates rate-regulated transmission facilities in North America. At December 31, 2022, NEER's rate-regulated transmission facilities and the transmission lines that connect its electric generation facilities to the electric grid are comprised of approximately 290 substations and 3,420 circuit miles of transmission lines.

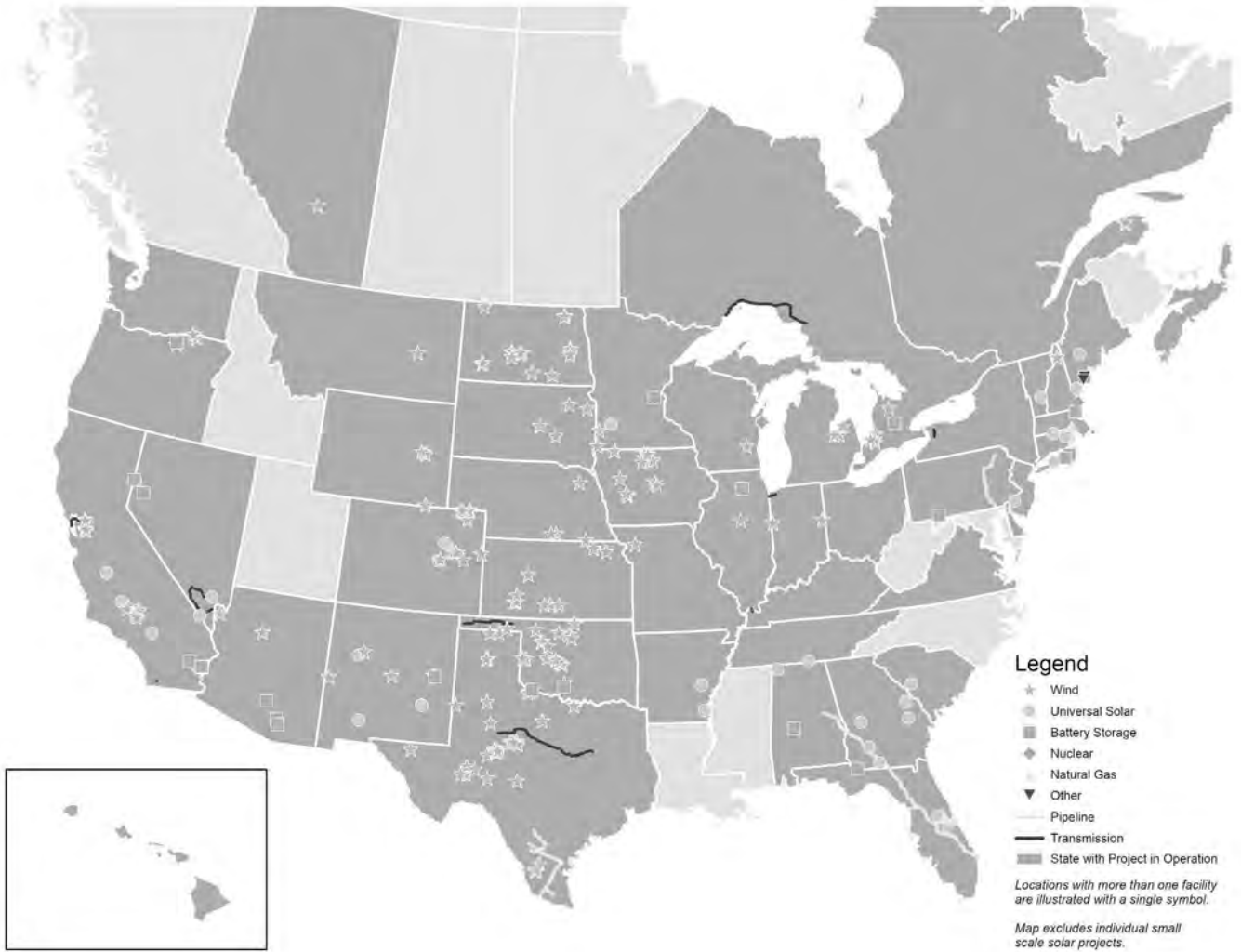
NEER also engages in energy-related commodity marketing and trading activities, including entering into financial and physical contracts. These contracts primarily include power and fuel commodities and their related products for the purpose of providing full energy and capacity requirements services, primarily to distribution utilities in certain markets, and offering customized power and fuel and related risk management services to wholesale customers, as well as to hedge the production from NEER's generation assets that is not sold under long-term power supply agreements. In addition, NEER participates in natural gas, natural gas liquids and oil production through operating and non-operating ownership interests, and in pipeline infrastructure construction, management and operations, through either wholly owned subsidiaries or noncontrolling or joint venture interests, hereafter referred to as the gas infrastructure business. NEER also hedges the expected output from its gas infrastructure production assets to protect against price movements.

NEP – NEP acquires, manages and owns contracted clean energy projects with stable long-term cash flows through a limited partner interest in NEP OpCo. NEP's projects include energy projects contributed by or acquired from NextEra Energy Resources, or acquired from third parties, as well as ownership interests in contracted natural gas pipelines acquired from third parties. NEP from time to time also invests to repower or expand certain of its assets. NextEra Energy Resources' indirect limited partnership interest in NEP OpCo based on the number of outstanding NEP OpCo common units was approximately 53.8% at December 31, 2022. NextEra Energy Resources accounts for its ownership interest in NEP as an equity method investment with its earnings/losses from NEP as equity in earnings (losses) of equity method investees and accounts for its project sales to NEP as third-party sales in its consolidated financial statements. See Note 1 – Basis of Presentation. At December 31, 2022, NEP owned, or had a partial ownership interest in, a portfolio of wind, solar and solar plus battery storage projects with energy project capacity totaling approximately 9,345 MW and contracted natural gas pipelines, all located in the U.S. as further discussed in Clean Energy and Other Operations. NextEra Energy Resources operates essentially all of the energy projects in NEP's portfolio and its ownership interest in the portfolio's capacity was approximately 4,289 MW at December 31, 2022.

CLEAN ENERGY AND OTHER OPERATIONS

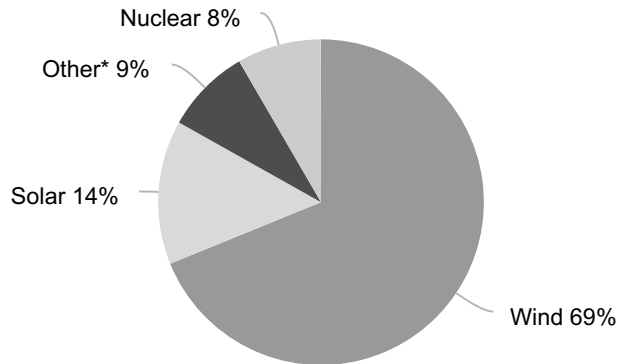
NEER sells products associated with its generation facilities (energy, capacity, RECs and ancillary services) in competitive markets in regions where those facilities are located. Customer transactions may be supplied from NEER generation facilities or from purchases in the wholesale markets, or from a combination thereof. See Markets and Competition below.

NEER's generation and battery storage projects, natural gas pipelines and transmission facilities (including noncontrolling or joint venture interests) at December 31, 2022 are as follows:



Clean Energy

2022 Net Generating Capacity by Fuel Type MW



*Primarily natural gas

Generation Assets

NEER's portfolio of generation assets primarily consists of generation facilities with long-term power sales agreements for substantially all of their capacity and/or energy output. Information related to contracted generation assets at December 31, 2022 was as follows:

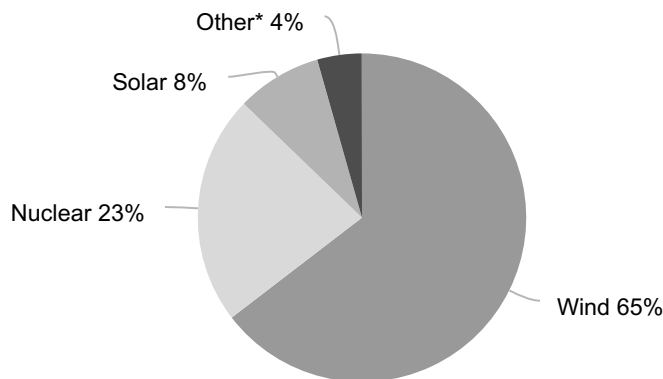
- represented approximately 25,534 MW of total net generating capacity;
- weighted-average remaining contract term of the power sales agreements, including the remaining life of the PTCs associated with repowered wind facilities, of approximately 15 years, based on forecasted contributions to earnings and forecasted amounts of electricity produced by the repowered wind facilities; and
- several contracts for the supply of uranium and the conversion, enrichment and fabrication of nuclear fuel for all nuclear units with expiration dates through 2033 (see Note 15 – Contracts).

NEER's merchant generation assets primarily consist of generation facilities that do not have long-term power sales agreements to sell their capacity and/or energy output and therefore require active marketing and hedging. Merchant generation assets at December 31, 2022 represented approximately 1,878 MW of total net generating capacity, including 840 MW from nuclear generation and 1,032 MW from other peak generation facilities, and are primarily located in the Northeast region of the U.S. NEER utilizes swaps, options, futures and forwards to lock in pricing and manage the commodity price risk inherent in power sales and fuel purchases.

NEER Generation Assets Fuel/Technology Mix

NextEra Energy Resources utilized the following mix of fuel sources for generation facilities in which it has an ownership interest:

**2022 Net Generation by Fuel Type
MWh**



*Primarily natural gas

Wind Facilities

- located in 22 states in the U.S. and 4 provinces in Canada;
- operated a total generating capacity of 23,380 MW at December 31, 2022;
- ownership interests in a total net generating capacity of 18,891 MW at December 31, 2022;
 - essentially all MW are from contracted wind assets located primarily throughout Texas and the West and Midwest regions of the U.S. and Canada;
 - added approximately 2,850 MW of new generating capacity and repowered wind generating capacity totaling 239 MW in the U.S. in 2022 and sold assets to NEP totaling approximately 431 MW (see Note 1 – Disposal of Businesses/Assets and Sale of Noncontrolling Ownership Interests).

Solar Facilities

- located in 30 states in the U.S.;
- operated photovoltaic and solar thermal facilities with a total generating capacity of 5,407 MW at December 31, 2022;
- ownership interests in solar facilities with a total net generating capacity of 3,924 MW at December 31, 2022;
 - essentially all MW are from contracted solar facilities located primarily throughout the West and South regions of the U.S.;
 - added approximately 887 MW of generating capacity in the U.S. in 2022 and sold assets to NEP and third parties totaling approximately 338 MW (see Note 1 – Disposal of Businesses/Assets and Sale of Noncontrolling Ownership Interests).

Nuclear Facilities

At December 31, 2022, NextEra Energy Resources was the sole owner of the two Point Beach nuclear units shown in the table below and was the largest joint owner of the Seabrook nuclear facility shown in the table below. NEER's nuclear units are periodically removed from service to accommodate planned refueling and maintenance outages, including inspections, repairs and certain other modifications. Scheduled nuclear refueling outages require the unit to be removed from service for variable lengths of time.

Facility	Location	Net Generating Capacity (MW)	Portfolio Category	Beginning of Next Scheduled Refueling Outage	Operating License Expiration Date
Seabrook	New Hampshire	1,102 ^(a)	Merchant ^(b)	April 2023	2050
Point Beach Unit No. 1	Wisconsin	595	Contracted ^(c)	October 2023	2030 ^(d)
Point Beach Unit No. 2	Wisconsin	595	Contracted ^(c)	March 2023	2033 ^(d)

(a) Excludes 147 MW operated by NEER but owned by non-affiliates.

(b) Includes 262 MW sold under a long-term contract.

(c) NEER sells all of the output of Point Beach Units Nos. 1 and 2 under long-term contracts through their current operating license expiration dates.

(d) In 2020, NEER filed an application with the NRC to renew both Point Beach operating licenses for an additional 20 years. License renewals are pending.

NEER is responsible for all nuclear unit operations and the ultimate decommissioning of the nuclear units, the cost of which is shared on a pro-rata basis by the joint owners with respect to the Seabrook unit. NRC regulations require plant owners to submit a plan for decontamination and decommissioning five years before the projected end of plant operation. NEER's nuclear facilities use both on-site storage pools and dry storage casks to store spent nuclear fuel generated by these facilities, which, based on existing regulations, are expected to provide sufficient storage of spent nuclear fuel that is generated at these facilities through current license expiration, as well as through any pending license extensions.

NEER also maintains an approximately 70% interest in Duane Arnold, a nuclear facility located in Iowa that ceased operations in August 2020. NEER submitted a site-specific cost estimate and plan for decontamination and decommissioning to the NRC. All spent nuclear fuel housed onsite is in long-term dry storage until the DOE is able to take possession. NEER estimates that the cost of decommissioning Duane Arnold is fully funded and expects completion by approximately 2080.

Other Clean Energy

NEER's portfolio also includes assets and investments in other businesses with a clean energy focus, such as battery storage and renewable fuels. At December 31, 2022, NEER had net ownership interests in approximately 1,208 MW of battery storage capacity. In October 2022, a wholly owned subsidiary of NextEra Energy Resources entered into several agreements to acquire 100% of a portfolio of renewable energy projects from the owners of Energy Power Partners Fund I, L.P. and North American Sustainable Energy Fund, L.P. The portfolio primarily consists of 31 biogas projects, one of which is an operating renewable natural gas facility and the others of which are primarily operating landfill gas-to-electric facilities. The acquisition is expected to close in early 2023, subject to receipt of required regulatory approvals including approvals from the FER. See Note 6 – RNG Acquisition.

Policy Incentives for Renewable Energy Projects

U.S. federal, state and local governments have established various incentives to support the development of renewable energy projects. These incentives include accelerated tax depreciation, PTCs, ITCs, cash grants, tax abatements and RPS programs. Pursuant to the U.S. federal Modified Accelerated Cost Recovery System, wind and solar generation facilities are depreciated for tax purposes over a five-year period even though the useful life of such facilities is generally much longer than five years.

Owners of wind and solar facilities are eligible to claim an income tax credit (the PTC, or an ITC in lieu of the PTC) upon initially achieving commercial operation. This incentive was created under the Energy Policy Act of 1992 and has been extended several times for wind (the previous PTC for solar expired in 2006). The IRA expanded the PTC to include solar generation facilities and extended the 100% PTC and the 30% ITC to wind and solar generation facilities that start construction before the later of 2034 or the end of the calendar year following the year in which greenhouse gas emissions from U.S. electric generation are reduced by 75% from 2022 levels. Accordingly, owners of wind and solar generation facilities placed in service in 2022 or later are eligible to claim a PTC (or an ITC in lieu of the PTC) upon initially achieving commercial operation. The PTC is determined based on the amount of electricity produced by the facility during the first ten years of commercial operation. Alternatively, an ITC equal to 30% of the cost of the facility may be claimed in lieu of the PTC. A facility must also meet certain labor requirements to qualify for the 100% PTC or 30% ITC rate or construction must have started on the facility before January 29, 2023. In addition, the PTC is increased by 10% and the ITC rate is increased by 10 percentage points for facilities that satisfy certain tax credit enhancement requirements. Retrofitted wind and solar generation facilities may qualify for a PTC or an ITC if the cost basis of the new investment is at least 80% of the retrofitted facility's total fair value.

In addition, the IRA expanded the 30% ITC to include storage projects placed in service after 2022 (previously, such projects qualified only if they were connected to and charged by a renewable generation facility that claimed the ITC) as well as renewable natural gas facilities that are placed in service after 2022 and begin construction before 2025. The IRA created a PTC of \$3/kilogram of green (low emission) hydrogen produced at a facility after 2022 and during the first ten years of commercial operation (or a 30% ITC in lieu of the PTC), provided that construction of the facility begins before 2033. These credits are also subject to certain other requirements. In addition, storage projects and hydrogen facilities claiming an ITC are eligible for a 10 percentage point increase in the ITC rate if the facilities satisfy certain tax credit enhancement requirements. A wind or solar

project that provides electricity to a green hydrogen facility may qualify for the PTC or ITC and the hydrogen facility may separately qualify for its own PTC or ITC.

For taxable years beginning after 2022, renewable energy tax credits generated during the taxable year can be transferred to an unrelated transferee.

Other countries, including Canada, provide for incentives like feed-in-tariffs for renewable energy projects. The feed-in-tariffs promote renewable energy investments by offering long-term contracts to renewable energy producers, typically based on the cost of generation of each technology.

Other Operations

Gas Infrastructure Business – At December 31, 2022, NextEra Energy Resources had ownership interests in natural gas pipelines, the most significant of which are discussed below, and in oil and gas shale formations located primarily in the Midwest and South regions of the U.S.

	Miles of Pipeline	Pipeline Location/Route	Ownership	Total Net Capacity (per day)	In-Service Dates
Texas Pipelines ^(a)	386	South Texas	51.8% ^(b)	1.92 Bcf	1960s – 2015
Sabal Trail ^(c)	517	Southwestern Alabama to Central Florida	42.5%	0.43 Bcf	June 2017 – May 2020
Florida Southeast Connection ^(c)	169	Central Florida to South Florida	100%	0.64 Bcf	June 2017
Central Penn Line ^(d)	191	Northeastern Pennsylvania to Southeastern Pennsylvania	21.0% ^(b)	0.39 Bcf	October 2018 – October 2021

(a) A NEP portfolio of six natural gas pipelines, of which a third party owns a 10% interest in a 120-mile pipeline with a daily capacity of approximately 2.3 Bcf. Approximately 1.54 Bcf per day of net capacity is contracted with firm ship-or-pay contracts that have expiration dates ranging from 2023 to 2035.

(b) Ownership percentage based on NextEra Energy Resources limited partnership interest in NEP OpCo common units.

(c) See Note 15 – Contracts for a discussion of transportation contracts with FPL.

(d) NEP has an indirect equity method investment in the Central Penn Line (CPL) which represents an approximately 39% aggregate ownership interest in the CPL.

NEER also has a 32.2% ownership interest in a 303-mile natural gas pipeline that is under construction in West Virginia and Virginia. Completion of construction of the natural gas pipeline is subject to certain conditions, including applicable regulatory approvals and the resolution of legal challenges. See Note 4 – Nonrecurring Fair Value Measurements for a discussion of impairment charges in the first quarter of 2022 and in 2020 and Note 15 – Contracts for a discussion of a transportation contract with a NextEra Energy Resources subsidiary.

Rate-Regulated Transmission – At December 31, 2022, certain entities within the NEER segment had ownership interests in rate-regulated transmission facilities, the most significant of which are discussed below, which are located primarily in ERCOT, CAISO, Southwest Power Pool (SPP), Independent Electricity System Operator (IESO) and NYISO jurisdictions.

	Miles	Substations	Kilovolt	Location	Rate Regulator	Ownership	In-Service Dates
Lone Star	352	10	345	Texas	PUCT	100%	2013
Trans Bay Cable	53	2	200 DC ^(a)	California	FERC	100%	2010
GridLiance ^(b)	685	26	69 – 230	Illinois, Kansas, Kentucky, Missouri, Nevada and Oklahoma	FERC	100% ^(b)	1960 – 2021
NextBridge Infrastructure	280	-	230	Ontario, Canada	OEB	50%	March 2022
NEET New York	20	2	345	New York	FERC	100%	December 2021 – July-2022

(a) Direct current

(b) Comprised of three FERC-regulated transmission utilities; the assets of which are owned 100% except for a 26-mile transmission line and 5 substations, of which NEET owns a 65% interest.

Customer Supply and Proprietary Power and Gas Trading – NEER provides commodities-related products to customers, engages in energy-related commodity marketing and trading activities and includes the operations of a retail electricity provider. Through NextEra Energy Resources subsidiary PMI, NEER:

- manages risk associated with fluctuating commodity prices and optimizes the value of NEER's power generation and gas infrastructure production assets through the use of swaps, options, futures and forwards;
- sells output from NEER's plants that is not sold under long-term contracts and procures fuel for use by NEER's generation fleet;
- provides full energy and capacity requirements to customers; and
- markets and trades energy-related commodity products, including power, fuel, renewable attributes and carbon offsets, as well as marketing and trading services to customers.

MARKETS AND COMPETITION

Electricity markets in the U.S. and Canada are regional and diverse in character. All are extensively regulated, and competition in these markets is shaped and constrained by regulation. The nature of the products offered varies based on the specifics of regulation in each region. Generally, in addition to the natural constraints on pricing freedom presented by competition, NEER may also face specific constraints in the form of price caps, or maximum allowed prices, for certain products. NEER's ability to sell the output of its generation facilities may also be constrained by available transmission capacity, which can vary from time to time and can have a significant impact on pricing.

The degree and nature of competition is different in wholesale markets than in retail markets. A majority of NEER's revenues are derived from sales of energy, capacity, credits and ancillary products under long-term PPAs to customers located in wholesale electricity markets. Wholesale power generation is a capital-intensive, commodity-driven business with numerous industry participants. NEER primarily competes on the basis of price, but believes the green attributes of NEER's generation assets, its track record of completing projects on schedule, its creditworthiness and its ability to offer and manage reliable customized risk solutions to wholesale customers are competitive advantages. Wholesale power generation is a regional business that is highly fragmented relative to many other commodity industries and diverse in terms of industry structure. As such, there is a wide variation in terms of the capabilities, resources, nature and identity of the companies NEER competes with depending on the market. In wholesale markets, customers' needs are met through a variety of means, including long-term bilateral contracts, standardized bilateral products such as full requirements service and customized supply and risk management services.

In general, U.S. and Canadian electricity markets encompass three classes of services: energy and related energy credits, capacity and ancillary services. Energy services relate to the physical delivery of power; capacity services relate to the availability of MW capacity of a power generation asset; and ancillary services are other services that relate to power generation assets, such as load regulation and spinning and non-spinning reserves. The exact nature of these classes of services is defined in part by regional tariffs. Not all regions have a capacity services class, and the specific definitions of ancillary services vary from region to region.

RTOs and ISOs exist throughout much of North America to coordinate generation and transmission across wide geographic areas and to run markets. NEER operates in all RTO and ISO jurisdictions. At December 31, 2022, NEER also had generation facilities with a total net generating capacity of approximately 6,581 MW that fall within reliability regions that are not under the jurisdiction of an established RTO or ISO, including 4,430 MW within the Western Electricity Coordinating Council and 2,109 MW within the SERC Reliability Corporation. Although each RTO and ISO may have differing objectives and structures, some benefits of these entities include regional planning, managing transmission congestion, developing larger wholesale markets for energy and capacity, maintaining reliability and facilitating competition among wholesale electricity providers. NEER has operations that fall within the following RTOs and ISOs:



NEER competes in different regions to differing degrees, but in general it seeks to enter into long-term bilateral contracts for the full output of its generation facilities. At December 31, 2022, approximately 93% of NEER's net generating capacity was committed under long-term contracts. Where long-term contracts are not in effect, NEER sells the output of its facilities into daily spot markets. In such cases, NEER will frequently enter into shorter term bilateral contracts, typically of less than three years duration, to hedge the price risk associated with selling into a daily spot market. Such bilateral contracts, which may be hedges either for physical delivery or for financial (pricing) offset, serve to protect a portion of the revenue that NEER expects to derive from the associated generation facility. Contracts that serve the economic purpose of hedging some portion of the expected revenue of a generation facility but are not recorded as hedges under GAAP are referred to as "non-qualifying hedges" for adjusted earnings purposes. See Management's Discussion – Overview – Adjusted Earnings.

Certain facilities within the NEER wind and solar generation portfolio produce RECs and other environmental attributes which are typically sold along with the energy from the plants under long-term contracts, or may be sold separately from wind and solar generation not sold under long-term contracts. The purchasing party is solely entitled to the reporting rights and ownership of the environmental attributes.

While the majority of NEER's revenue is derived from the output of its generation facilities, NEER is also an active competitor in several regions in the wholesale full requirements business and in providing structured and customized power and fuel products and services to a variety of customers. In the full requirements service, typically, the supplier agrees to meet the customer's needs for a full range of products for every hour of the day, at a fixed price, for a predetermined period of time, thereby assuming the risk of fluctuations in the customer's volume requirements.

Expanded competition in a frequently changing regulatory environment presents both opportunities and risks for NEER. Opportunities exist for the selective acquisition of generation assets and for the construction and operation of efficient facilities that can sell power in competitive markets. NEER seeks to reduce its market risk by having a diversified portfolio by fuel type and location, as well as by contracting for the future sale of a significant amount of the electricity output of its facilities.

NEER REGULATION

The energy markets in which NEER operates are subject to domestic and foreign regulation, as the case may be, including local, state and federal regulation, and other specific rules.

At December 31, 2022, essentially all of NEER's generation facilities located in the U.S. have received exempt wholesale generator status as defined under the Public Utility Holding Company Act of 2005. Exempt wholesale generators own or operate a facility exclusively to sell electricity to wholesale customers. They are barred from selling electricity directly to retail customers. While projects with exempt wholesale generator status are exempt from various restrictions, each project must still comply with other federal, state and local laws, including, but not limited to, those regarding siting, construction, operation, licensing, pollution abatement and other environmental laws.

Additionally, most of the NEER facilities located in the U.S. are subject to FERC regulations and market rules and the NERC's mandatory reliability standards, all of its facilities are subject to environmental laws and the EPA's environmental regulations, and its nuclear facilities are also subject to the jurisdiction of the NRC. See FPL – FPL Regulation for additional discussion of FERC, NERC, NRC and EPA regulations. Rates of NEER's rate-regulated transmission businesses are set by regulatory bodies as noted in Clean Energy and Other Operations – Other Operations – Rate-Regulated Transmission. With the exception of facilities located in ERCOT, the FERC has jurisdiction over various aspects of NEER's business in the U.S., including the oversight and investigation of competitive wholesale energy markets, regulation of the transmission and sale of natural gas, and oversight of environmental matters related to natural gas projects and major electricity policy initiatives. The PUCT has jurisdiction, including the regulation of rates and services, oversight of competitive markets, and enforcement of statutes and rules, over NEER facilities located in ERCOT.

Certain entities within the NEER segment and their affiliates are also subject to federal and provincial or regional regulations in Canada related to energy operations, energy markets and environmental standards. In Canada, activities related to owning and operating wind and solar projects and participating in wholesale and retail energy markets are regulated at the provincial level. In Ontario, for example, electric generation facilities must be licensed by the OEB and may also be required to complete registrations and maintain market participant status with the IESO, in which case they must agree to be bound by and comply with the provisions of the market rules for the Ontario electricity market as well as the mandatory reliability standards of the NERC.

In addition, NEER is subject to environmental laws and regulations as described in the NEE Environmental Matters section below. In order to better anticipate potential regulatory changes, NEER continues to actively evaluate and participate in regional market redesigns of existing operating rules for the integration of renewable energy resources and for the purchase and sale of energy commodities.

NEER HUMAN CAPITAL

NEER had approximately 5,900 employees at December 31, 2022. NEER has collective bargaining agreements with the IBEW, the Utility Workers Union of America and the Security Police and Fire Professionals of America, which collectively represent approximately 8% of NEER's employees. The collective bargaining agreements have approximately two- to four-year terms and expire between June 2024 and December 2025.

NEE ENVIRONMENTAL MATTERS

NEE and its subsidiaries, including FPL, are subject to environmental laws and regulations, including extensive federal, state and local environmental statutes, rules and regulations relating to, among others, air quality, water quality and usage, waste management, wildlife protection and historical resources, for the siting, construction and ongoing operations of their facilities. The U.S. government and certain states and regions, as well as the Government of Canada and its provinces, have taken and continue to take certain actions, such as proposing and finalizing regulations or setting targets or goals, regarding the regulation and reduction of greenhouse gas emissions and the increase of renewable energy generation. The environmental laws in the U.S., including, among others, the Endangered Species Act, the Migratory Bird Treaty Act, and the Bald and Golden Eagle Protection Act (BGEPA), provide for the protection of numerous species, including endangered species and/or their habitats, migratory birds, bats and eagles. In 2022, the U.S. Fish and Wildlife Services proposed new rules that would add two bat species to the endangered species list. If such rules are enacted, certain of NEER's existing and new wind generation facilities would incur additional costs to comply with the proposed regulations. The environmental laws in Canada, including, among others, the Species at Risk Act, provide for the recovery of wildlife species that are endangered or threatened and the management of species of special concern. Complying with these environmental laws and regulations could result in, among other things, changes in the design and operation of existing facilities and changes or delays in the location, design, construction and operation of new facilities. Failure to comply could result in fines, penalties, criminal sanctions or injunctions. NEE's rate-regulated subsidiaries expect to seek recovery for compliance costs associated with any new environmental laws and regulations, which recovery for FPL would be through the environmental clause.

In April 2022, a subsidiary of NextEra Energy Resources entered into an agreement with the U.S. Department of Justice (DOJ) to implement an eagle management plan requiring, among other things, certain existing or in development wind sites to apply for eagle "take" permits under the BGEPA. Under the agreement, the DOJ will not prosecute NextEra Energy Resources or its

affiliates for any eagle fatalities that have previously occurred, or may occur, at wind facilities operated by NextEra Energy Resources nationwide prior to the earlier of the date such facility obtains a permit or the date that is up to ten years following court approval of the agreement, provided that the NextEra Energy Resources subsidiary remains in compliance with its commitments under the agreement. NextEra Energy Resources voluntarily undertakes adaptive management practices designed to avoid and minimize eagle impacts and continues to believe that the criminal liability provisions of these laws were intended only to apply to hunting, poaching and other intentional activities, and do not apply to accidental collisions with wind turbines or other manufactured items, such as airplanes, locomotives, automobiles and buildings.

WEBSITE ACCESS TO SEC FILINGS

NEE and FPL make their SEC filings, including the annual report on Form 10-K, quarterly reports on Form 10-Q, current reports on Form 8-K, and any amendments to those reports, available free of charge on NEE's internet website, www.nexteraenergy.com, as soon as reasonably practicable after those documents are electronically filed with or furnished to the SEC. The information and materials available on NEE's website (or any of its subsidiaries' or affiliates' websites) are not incorporated by reference into this combined Form 10-K.

INFORMATION ABOUT OUR EXECUTIVE OFFICERS^(a)

Name	Age	Position	Effective Date
Deborah H. Caplan	60	Executive Vice President, Human Resources and Corporate Services of NEE Executive Vice President, Human Resources and Corporate Services of FPL	April 15, 2013
Robert Coffey	59	Executive Vice President, Nuclear Division and Chief Nuclear Officer of NEE Vice President and Chief Nuclear Officer of FPL	June 14, 2021 June 15, 2021
Terrell Kirk Crews II	44	Executive Vice President, Finance and Chief Financial Officer of NEE Executive Vice President, Finance and Chief Financial Officer of FPL	March 1, 2022
Michael H. Dunne	47	Treasurer of NEE Treasurer of FPL Assistant Secretary of NEE	January 1, 2023
John W. Ketchum	52	Chairman, President and Chief Executive Officer of NEE Chairman of FPL	July 29, 2022 February 15, 2023
Rebecca J. Kujawa	47	President and Chief Executive Officer of NextEra Energy Resources	March 1, 2022
Mark Lemasney	47	Executive Vice President, Power Generation Division of NEE Executive Vice President, Power Generation Division of FPL	January 1, 2023
James M. May	46	Vice President, Controller and Chief Accounting Officer of NEE	March 1, 2019
Armando Pimentel, Jr.	60	President and Chief Executive Officer of FPL	February 15, 2023
Ronald R. Reagan	54	Executive Vice President, Engineering, Construction and Integrated Supply Chain of NEE Vice President, Engineering and Construction of FPL	January 1, 2020 March 1, 2019
Charles E. Sieving	50	Executive Vice President & General Counsel of NEE Executive Vice President of FPL	December 1, 2008 January 1, 2009

(a) Information is as of February 17, 2023. Executive officers are elected annually by, and serve at the pleasure of, their respective boards of directors. Except as noted below, each officer has held his/her present position for five years or more and his/her employment history is continuous. Mr. Coffey served as Vice President, Nuclear for FPL from May 2019 to June 2021 and was Regional Vice President for FPL's southern fleet from January 2018 to May 2019. Mr. Crews served as Vice President, Business Management of NextEra Energy Resources from March 2019 to February 2022 and was Vice President, Controller and Chief Accounting Officer of NEE from September 2016 until March 2019. Mr. Dunne served as Vice President Finance of NEE from April 2022 to December 2022. He was previously Managing Director, Global Energy & Power Investment Banking for Bank of America from January 2012 to March 2022. Mr. Ketchum served as President and Chief Executive Officer of NEE from March 2022 to July 2022. He previously served as President and Chief Executive Officer of NextEra Energy Resources from March 2019 to February 2022 and Executive Vice President, Finance and Chief Financial Officer of NEE and FPL from March 2016 to February 2019. Ms. Kujawa served as Executive Vice President, Finance and Chief Financial Officer of NEE and FPL from February 2019 to February 2022 and Vice President, Business Management of NextEra Energy Resources from March 2012 to February 2019. Mr. Lemasney served as Vice President of Power Generation Division Engineering and Operations Support Services of NEE from November 2018 to December 2022 and Vice President of NEE Wind and Solar Operations from October 2016 to November 2018. Mr. May served as Controller of NextEra Energy Resources from April 2015 to February 2019. Mr. Pimentel serves as a member of the Board of Directors of Ameriprise Financial, Inc. since September 2022 and previously served as President and Chief Executive Officer of NextEra Energy Resources from October 2011 to March 2019. Mr. Reagan served as Vice President, Engineering and Construction of NEE from November 2018 to December 2019 and Vice President, Integrated Supply Chain of NEE from October 2012 to November 2018.

Item 1A. Risk Factors

Risks Relating to NEE's and FPL's Business

The business, financial condition, results of operations and prospects of NEE and FPL are subject to a variety of risks, many of which are beyond the control of NEE and FPL. These risks, as well as additional risks and uncertainties either not presently known or that are currently believed to not be material to the business, may materially adversely affect the business, financial condition, results of operations and prospects of NEE and FPL and may cause actual results of NEE and FPL to differ substantially from those that NEE or FPL currently expects or seeks. In that event, the market price for the securities of NEE or FPL could decline. Accordingly, the risks described below should be carefully considered together with the other information set forth in this report and in future reports that NEE and FPL file with the SEC.

Regulatory, Legislative and Legal Risks

NEE's and FPL's business, financial condition, results of operations and prospects may be materially adversely affected by the extensive regulation of their business.

The operations of NEE and FPL are subject to complex and comprehensive federal, state and other regulation. This extensive regulatory framework, portions of which are more specifically identified in the following risk factors, regulates, among other things and to varying degrees, NEE's and FPL's industry, businesses, rates and cost structures, operation and licensing of nuclear power facilities, planning, construction and operation of electric generation, transmission and distribution facilities and natural gas and oil production, natural gas, oil and other fuel transportation, processing and storage facilities, acquisition, disposal, depreciation and amortization of facilities and other assets, decommissioning costs and funding, service reliability, wholesale and retail competition, and commodities trading and derivatives transactions. In their business planning and in the management of their operations, NEE and FPL must address the effects of regulation on their business and any inability or failure to do so adequately could have a material adverse effect on their business, financial condition, results of operations and prospects.

NEE's and FPL's business, financial condition, results of operations and prospects could be materially adversely affected if they are unable to recover in a timely manner any significant amount of costs, a return on certain assets or a reasonable return on invested capital through base rates, cost recovery clauses, other regulatory mechanisms or otherwise.

FPL operates as an electric utility and is subject to the jurisdiction of the FPSC over a wide range of business activities, including, among other items, the retail rates charged to its customers through base rates and cost recovery clauses, the terms and conditions of its services, procurement of electricity for its customers and fuel for its plant operations, issuances of securities, and aspects of the siting, planning, construction and operation of its generation plants and transmission and distribution systems for the sale of electric energy. The FPSC has the authority to disallow recovery by FPL of costs that it considers excessive or imprudently incurred, including those incurred to transition to lower carbon emission technology, and to determine the level of return that FPL is permitted to earn on invested capital. The regulatory process, which may be adversely affected by the geopolitical, political, regulatory, operational and economic environment in Florida and elsewhere, limits or could otherwise adversely impact FPL's earnings. The regulatory process also does not provide any assurance as to achievement of authorized or other earnings levels, or that FPL will be permitted to earn an acceptable return on capital investments it wishes to make. NEE's and FPL's business, financial condition, results of operations and prospects could be materially adversely affected if any material amount of costs, a return on certain assets or a reasonable return on invested capital cannot be recovered through base rates, cost recovery clauses, other regulatory mechanisms or otherwise. Certain other subsidiaries of NEE are utilities subject to the jurisdiction of their regulators and are subject to similar risks.

Regulatory decisions that are important to NEE and FPL may be materially adversely affected by political, regulatory, operational and economic factors.

The local and national political, regulatory and economic environment has had, and may in the future have, an adverse effect on regulatory decisions with negative consequences for NEE and FPL. These decisions, which may come from any level of government, may require, for example, FPL or NEE to cancel or delay planned development activities, to reduce or delay other planned capital expenditures or to pay for investments or otherwise incur costs that it may not be able to recover through rates or otherwise, each of which could have a material adverse effect on the business, financial condition, results of operations and prospects of NEE and FPL.

FPL's use of derivative instruments could be subject to prudence challenges and, if found imprudent, could result in disallowances of cost recovery for such use by the FPSC.

The FPSC engages in an annual prudence review of FPL's use of derivative instruments in its risk management fuel procurement program and should it find any such use to be imprudent, the FPSC could deny cost recovery for such use by FPL. Such an outcome could have a material adverse effect on FPL's business, financial condition, results of operations and prospects.

Any reductions or modifications to, or the elimination of, governmental incentives or policies that support utility scale renewable energy, including, but not limited to, tax laws, policies and incentives, RPS and feed-in-tariffs, or the imposition of additional taxes, tariffs, duties or other assessments on renewable energy or the equipment necessary to generate or deliver it, could result in, among other items, the lack of a satisfactory market for the development and/or financing of new renewable energy projects, NEE and FPL abandoning the development of renewable energy projects, a loss of investments in renewable energy projects and reduced project returns, any of which could have a material adverse effect on NEE and FPL's business, financial condition, results of operations and prospects.

NEE depends heavily on government policies that support utility scale renewable energy and enhance the economic feasibility of developing and operating wind and solar energy projects in regions in which NEER and FPL operate or plan to develop and operate renewable energy facilities. The federal government, a majority of state governments in the U.S. and portions of Canada provide incentives, such as tax incentives, RPS or feed-in-tariffs, that support or are designed to support the sale of energy from utility scale renewable energy facilities, such as wind and solar energy facilities. The development of renewable energy facilities at acceptable prices has not historically been burdened by actions taken by the U.S. government. However, as a result of budgetary constraints, geopolitical factors, political factors or otherwise, governments from time to time may review their laws and policies that support, or do not overly burden, the development and operation of renewable energy facilities and, instead, consider actions that would make the laws and policies less conducive to the development and operation of renewable energy facilities. Any reductions or modifications to, or the elimination of, governmental incentives or policies that support renewable energy or the imposition of additional taxes, tariffs, duties or other assessments on renewable energy or the equipment necessary to generate or deliver it, such as policies in place to limit certain imports from China and other Southeast Asian countries, could result in, among other items, the lack of a satisfactory market for the development and/or financing of new renewable energy projects, NEE and FPL abandoning the development of renewable energy projects, a loss of investments in the projects and reduced project returns, any of which could have a material adverse effect on NEE and FPL's business, financial condition, results of operations and prospects.

NEE's and FPL's business, financial condition, results of operations and prospects could be materially adversely affected as a result of new or revised laws or regulations or interpretations of these laws and regulations.

NEE's and FPL's business is influenced by various legislative and regulatory initiatives, including, but not limited to, new or revised laws, including international trade laws, regulations and interpretations, constitutional ballot and regulatory initiatives regarding deregulation or restructuring of the energy industry, regulation of the commodities trading and derivatives markets, and regulation of environmental matters, such as regulation of air emissions, regulation of water consumption and water discharges, and regulation of gas and oil infrastructure operations, as well as associated environmental permitting. Changes in the nature of the regulation of NEE's and FPL's business could have a material adverse effect on NEE's and FPL's business, financial condition, results of operations and prospects. NEE and FPL are unable to predict future legislative or regulatory changes, including through constitutional ballot initiatives or changed legal or regulatory interpretations, although any such changes may increase costs and competitive pressures on NEE and FPL, which could have a material adverse effect on NEE's and FPL's business, financial condition, results of operations and prospects.

FPL has limited competition in the Florida market for retail electricity customers and is not subject to a RPS. Any changes in Florida law or regulation, whether through new or modified legislation or regulation or through citizen-approved state constitutional ballot initiatives, which introduce competition in the Florida retail electricity market, such as government incentives that facilitate the installation of solar generation facilities on residential or other rooftops at below cost or that are otherwise subsidized by non-participants, would permit third-party sales of electricity or would mandate the transition to renewable energy at FPL, could have a material adverse effect on FPL's business, financial condition, results of operations and prospects. There can be no assurance that FPL will be able to respond adequately to such regulatory changes, which could have a material adverse effect on FPL's business, financial condition, results of operations and prospects.

NEER is subject to FERC rules related to transmission that are designed to facilitate competition in the wholesale market on practically a nationwide basis by providing greater certainty, flexibility and more choices to wholesale power customers. NEE cannot predict the impact of changing FERC rules or the effect of changes in levels of wholesale supply and demand, which are typically driven by factors beyond NEE's control. There can be no assurance that NEER will be able to respond adequately or sufficiently quickly to such rules and developments, or to any changes that reverse or restrict the competitive restructuring of the energy industry in those jurisdictions in which such restructuring has occurred. Any of these events could have a material adverse effect on NEE's business, financial condition, results of operations and prospects.

NEE and FPL are subject to numerous environmental laws, regulations and other standards that may result in capital expenditures, increased operating costs and various liabilities, and may require NEE and FPL to limit or eliminate certain operations.

NEE and FPL are subject to domestic environmental laws, regulations and other standards, including, but not limited to, extensive federal, state and local environmental statutes, rules and regulations relating to air quality, water quality and usage, soil quality, climate change, emissions of greenhouse gases, waste management, hazardous wastes, marine, avian and other wildlife mortality and habitat protection, historical artifact preservation, natural resources, health (including, but not limited to, electric and magnetic fields from power lines and substations), safety and RPS, that could, among other things, prevent or delay

the development of power generation, power or natural gas transmission, or other infrastructure projects, restrict or enjoin the output of some existing facilities, limit the availability and use of some fuels required for the production of electricity, require additional pollution control equipment, and otherwise increase costs, increase capital expenditures and limit or eliminate certain operations. Certain subsidiaries of NEE are also subject to foreign environmental laws, regulations and other standards and, as such, are subject to similar risks.

There are significant capital, operating and other costs associated with compliance with these environmental statutes, rules and regulations, and those costs could be even more significant in the future as a result of new requirements, stricter or more expansive application of existing environmental laws and regulations, and the addition of species to the endangered species list.

Violations of current or future laws, rules, regulations or other standards could expose NEE and FPL to regulatory and legal proceedings, disputes with, and legal challenges by, governmental entities and third parties, and potentially significant civil fines, criminal penalties and other sanctions, such as restrictions on how NextEra Energy Resources develops, sites and operates wind facilities. These violations could result in, without limitation, litigation regarding property damage, personal injury, common law nuisance and enforcement by citizens or governmental authorities of environmental requirements. For example, one of NextEra Energy Resources' subsidiaries is currently on probation as a result of accidental collisions of eagles into wind turbines at a number of NextEra Energy Resources' wind facilities. If NextEra Energy Resources' subsidiary violates the terms of the probation, or fails to obtain eagle "take" permits under the BGEPA for certain of its wind facilities and additional eagles perish in collisions with facility turbines, NextEra Energy Resources or its subsidiaries may face criminal prosecution under these laws.

NEE's and FPL's business could be negatively affected by federal or state laws or regulations mandating new or additional limits on the production of greenhouse gas emissions.

Federal or state laws or regulations may be adopted that would impose new or additional limits on the emissions of greenhouse gases, including, but not limited to, carbon dioxide and methane, from electric generation units using fuels, such as natural gas. The potential effects of greenhouse gas emission limits on NEE's and FPL's electric generation units are subject to significant uncertainties based on, among other things, the timing of the implementation of any new requirements, the required levels of emission reductions, the nature of any market-based or tax-based mechanisms adopted to facilitate reductions, the relative availability of greenhouse gas emission reduction offsets, the development of cost-effective, commercial-scale carbon capture and storage technology and supporting regulations and liability mitigation measures, and the range of available compliance alternatives.

While NEE's and FPL's electric generation portfolio emits greenhouse gases at a lower rate of emissions than most of the U.S. electric generation sector, the results of operations of NEE and FPL could be materially adversely affected to the extent that new federal or state laws or regulations impose any new greenhouse gas emission limits. Any future limits on greenhouse gas emissions could:

- create substantial additional costs in the form of taxes or emissions allowances;
- make some of NEE's and FPL's electric generation units uneconomical to operate in the long term;
- require significant capital investment in carbon capture and storage technology, fuel switching, or the replacement of high-emitting generation facilities with lower-emitting generation facilities; or
- affect the availability or cost of fuel, such as natural gas.

There can be no assurance that NEE or FPL would be able to completely recover any such costs or investments, which could have a material adverse effect on their business, financial condition, results of operations and prospects.

Extensive federal regulation of the operations and businesses of NEE and FPL exposes NEE and FPL to significant and increasing compliance costs and may also expose them to substantial monetary penalties and other sanctions for compliance failures.

NEE's and FPL's operations and businesses are subject to extensive federal regulation, which generally imposes significant and increasing compliance costs on their operations and businesses. Additionally, any actual or alleged compliance failures could result in significant costs and other potentially adverse effects of regulatory investigations, proceedings, settlements, decisions and claims, including, among other items, potentially significant monetary penalties. As an example, under the Energy Policy Act of 2005, NEE and FPL, as owners and operators of bulk-power transmission systems and/or electric generation facilities, are subject to mandatory reliability standards. Compliance with these mandatory reliability standards may subject NEE and FPL to higher operating costs and may result in increased capital expenditures. If FPL or NEE is found not to be in compliance with these standards, they may incur substantial monetary penalties and other sanctions. Both the costs of regulatory compliance and the costs that may be imposed as a result of any actual or alleged compliance failures could have a material adverse effect on NEE's and FPL's business, financial condition, results of operations and prospects.

Changes in tax laws, guidance or policies, including but not limited to changes in corporate income tax rates, as well as judgments and estimates used in the determination of tax-related asset and liability amounts, could materially adversely affect NEE's and FPL's business, financial condition, results of operations and prospects.

NEE's and FPL's provision for income taxes and reporting of tax-related assets and liabilities require significant judgments and the use of estimates. Amounts of tax-related assets and liabilities involve judgments and estimates of the timing and probability of recognition of income, deductions and tax credits, including, but not limited to, estimates for potential adverse outcomes regarding tax positions that have been taken and the ability to utilize tax benefit carryforwards, such as net operating loss and tax credit carryforwards. Actual income taxes could vary significantly from estimated amounts due to the future impacts of, among other things, changes in tax laws, guidance or policies, including changes in corporate income tax rates, the financial condition and results of operations of NEE and FPL, and the resolution of audit issues raised by taxing authorities. These factors, including the ultimate resolution of income tax matters, may result in material adjustments to tax-related assets and liabilities, which could materially adversely affect NEE's and FPL's business, financial condition, results of operations and prospects.

NEE's and FPL's business, financial condition, results of operations and prospects may be materially adversely affected due to adverse results of litigation.

NEE's and FPL's business, financial condition, results of operations and prospects may be materially affected by adverse results of litigation. Unfavorable resolution of legal or administrative proceedings in which NEE or FPL is involved or other future legal or administrative proceedings may have a material adverse effect on the business, financial condition, results of operations and prospects of NEE and FPL.

Allegations of violations of law by FPL or NEE have the potential to result in fines, penalties, or other sanctions or effects, as well as cause reputational damage for FPL and NEE, and could hamper FPL's and NEE's effectiveness in interacting with governmental authorities.

FPL's and NEE's business and reputation could be adversely affected by allegations that FPL or NEE has violated laws, by any investigations or proceedings that arise from such allegations, or by ultimate determinations of legal violations. For example, media articles have been published that allege, among other things, Florida state and federal campaign finance law violations by FPL. These articles are referenced in a complaint subsequently filed with the Federal Election Commission (FEC) that alleges certain violations of the Federal Election Campaign Act. FPL and NEE cannot guarantee that the FEC complaint process will not ultimately result in a finding that FPL or NEE violated federal campaign finance or other laws, that applicable federal or state governmental authorities may not investigate or take enforcement actions with respect to the allegations or assert that legal violations by FPL or NEE have occurred, or that violations may not ultimately be found by a court of competent jurisdiction or other authorities to have occurred.

In addition, notwithstanding the completion or pendency of any internal review or investigation by FPL or NEE of any allegations of legal violations, including of the allegations regarding campaign finance laws set forth in the media articles or FEC complaint, FPL and NEE cannot provide assurance that any of the foregoing will not result in the imposition of material fines, penalties, or otherwise result in other sanctions or effects on FPL or NEE, or will not have a material adverse impact on the reputation of NEE or FPL or on the effectiveness of their interactions with governmental regulators or other authorities.

Development and Operational Risks

NEE's and FPL's business, financial condition, results of operations and prospects could suffer if NEE and FPL do not proceed with projects under development or are unable to complete the construction of, or capital improvements to, electric generation, transmission and distribution facilities, gas infrastructure facilities or other facilities on schedule or within budget.

NEE's and FPL's ability to proceed with projects under development and to complete construction of, and capital improvement projects for, their electric generation, transmission and distribution facilities, gas infrastructure facilities and other facilities on schedule and within budget have been, in limited instances, and in the future may be, adversely affected by escalating costs for materials and labor and regulatory compliance, inability to obtain or renew necessary licenses, rights-of-way, permits or other approvals on acceptable terms or on schedule, disputes involving contractors, labor organizations, land owners, governmental entities, environmental groups, Native American and aboriginal groups, lessors, joint venture partners and other third parties, negative publicity, transmission interconnection issues, geopolitical factors, supply chain disruptions, inflation, rising interest rates and other factors. For example, the ability of NEE and FPL to develop solar generation facilities is dependent on the international supply chain for solar panels and associated equipment, and governmental or regulatory actions have caused minor, and could in the future cause material, disruptions in the ability of NEE and FPL to acquire solar panels on time and at acceptable costs. If any development project or construction or capital improvement project is not completed, is delayed or is subject to cost overruns, certain associated costs may not be approved for recovery or otherwise be recoverable through regulatory mechanisms that may be available, and NEE and FPL could become obligated to make delay or termination payments or become obligated for other damages under contracts, could experience the loss of tax credits or tax incentives, or delayed or diminished returns, and could be required to write off all or a portion of their investment in the project. Any of these events could have a material adverse effect on NEE's and FPL's business, financial condition, results of operations and prospects.

NEE and FPL face risks related to project siting, financing, construction, permitting, governmental approvals and the negotiation of project development agreements that may impede their development and operating activities.

NEE and FPL own, develop, construct, manage and operate electric generation and transmission facilities and natural gas transmission facilities. A key component of NEE's and FPL's growth is their ability to construct and operate generation and transmission facilities to meet customer needs. As part of these operations, NEE and FPL must periodically apply for licenses and permits from various local, state, federal and other regulatory authorities and abide by their respective conditions. Should NEE or FPL be unsuccessful in obtaining necessary licenses or permits on acceptable terms or resolving third-party challenges to such licenses or permits, should there be a delay in obtaining or renewing necessary licenses or permits or should regulatory authorities initiate any associated investigations or enforcement actions or impose related penalties or disallowances on NEE or FPL, NEE's and FPL's business, financial condition, results of operations and prospects could be materially adversely affected. Any failure to negotiate successful project development agreements for new facilities with third parties could have similar results.

The operation and maintenance of NEE's and FPL's electric generation, transmission and distribution facilities, gas infrastructure facilities, retail gas distribution system in Florida and other facilities are subject to many operational risks, the consequences of which could have a material adverse effect on NEE's and FPL's business, financial condition, results of operations and prospects.

NEE's and FPL's electric generation, transmission and distribution facilities, gas infrastructure facilities, retail gas distribution system in Florida and other facilities are subject to many operational risks. Operational risks could result in, among other things, lost revenues due to prolonged outages, increased expenses due to monetary penalties or fines for compliance failures or legal claims, liability to third parties for property and personal injury damage or loss of life, a failure to perform under applicable power sales agreements or other agreements and associated loss of revenues from terminated agreements or liability for liquidated damages under continuing agreements, and replacement equipment costs or an obligation to purchase or generate replacement power at higher prices.

Uncertainties and risks inherent in operating and maintaining NEE's and FPL's facilities include, but are not limited to:

- risks associated with facility start-up operations, such as whether the facility will achieve projected operating performance on schedule and otherwise as planned;
- failures in the availability, acquisition or transportation of fuel or other necessary supplies;
- the impact of unusual or adverse weather conditions and natural disasters, including, but not limited to, hurricanes, tornadoes, extreme temperatures, icing events, floods, earthquakes and droughts;
- performance below expected or contracted levels of output or efficiency;
- breakdown or failure, including, but not limited to, explosions, fires, leaks or other major events, of equipment, transmission or distribution systems or pipelines;
- availability of replacement equipment;
- risks of property damage, human injury or loss of life from energized equipment, hazardous substances or explosions, fires, leaks or other events, especially where facilities are located near populated areas;
- potential environmental impacts of gas infrastructure operations;
- availability of adequate water resources and ability to satisfy water intake and discharge requirements;
- inability to identify, manage properly or mitigate equipment defects in NEE's and FPL's facilities;
- use of new or unproven technology;
- risks associated with dependence on a specific type of fuel or fuel source, such as commodity price risk, availability of adequate fuel supply and transportation, and lack of available alternative fuel sources;
- increased competition due to, among other factors, new facilities, excess supply, shifting demand and regulatory changes (such as the passage of the IRA); and
- insufficient insurance, warranties or performance guarantees to cover any or all lost revenues or increased expenses from the foregoing.

NEE's and FPL's business, financial condition, results of operations and prospects may be negatively affected by a lack of growth or slower growth in the number of customers or in customer usage.

Growth in customer accounts and growth of customer usage each directly influence the demand for electricity and the need for additional power generation and power delivery facilities, as well as the need for energy-related commodities, such as natural gas. Customer growth and customer usage are affected by a number of factors outside the control of NEE and FPL, such as mandated energy efficiency measures, demand side management requirements, and economic and demographic conditions, such as population changes, job and income growth, housing starts, new business formation, inflation and the overall level of economic activity. A lack of growth, or a decline, in the number of customers or in customer demand for electricity or natural gas and other fuels may cause NEE and FPL to fail to fully realize the anticipated benefits from significant investments and expenditures and could have a material adverse effect on NEE's and FPL's growth, business, financial condition, results of operations and prospects.

NEE's and FPL's business, financial condition, results of operations and prospects can be materially adversely affected by weather conditions, including, but not limited to, the impact of severe weather.

Weather conditions directly influence the demand for electricity and natural gas and other fuels and affect the price of energy and energy-related commodities. In addition, severe weather and natural disasters, such as hurricanes, floods, tornadoes, droughts, extreme temperatures, icing events and earthquakes, can be destructive and cause power outages and property damage, reduce revenue, affect the availability of fuel and water, and require NEE and FPL to incur additional costs, for example, to restore service and repair damaged facilities, to obtain replacement power, to access available financing sources and to obtain insurance. Furthermore, NEE's and FPL's physical plants could be placed at greater risk of damage should changes in the global climate produce unusual variations in temperature and weather patterns, resulting in more intense, frequent and extreme weather events, abnormal levels of precipitation and, particularly relevant to FPL, a change in sea level. FPL operates in the east and lower west coasts of Florida and in northwest Florida, areas that historically have been prone to severe weather events, such as hurricanes. A disruption or failure of electric generation, transmission or distribution systems or natural gas production, transmission, storage or distribution systems in the event of a hurricane, tornado or other severe weather event, or otherwise, could prevent NEE and FPL from operating their business in the normal course and could result in any of the adverse consequences described above. Additionally, the actions taken to address the potential for severe weather such as additional winterizing of critical equipment and infrastructure, modifying or alternating plant operations and expanding load shedding options could result in significant increases in costs. Any of the foregoing could have a material adverse effect on NEE's and FPL's business, financial condition, results of operations and prospects.

At FPL and other businesses of NEE where cost recovery is available, recovery of costs to restore service, to repair damaged facilities or for other actions to address severe weather is or may be subject to regulatory approval, and any determination by the regulator not to permit timely and full recovery of the costs incurred could have a material adverse effect on NEE's and FPL's business, financial condition, results of operations and prospects.

Changes in weather can also affect the production of electricity at power generation facilities, including, but not limited to, NEE's wind and solar facilities. For example, the level of wind resource affects the revenue produced by wind generation facilities. Because the levels of wind and solar resources are variable and difficult to predict, NEE's results of operations for individual wind and solar facilities specifically, and NEE's results of operations generally, may vary significantly from period to period, depending on the level of available resources. To the extent that resources are not available at planned levels, the financial results from these facilities may be less than expected.

Threats of terrorism and catastrophic events that could result from geopolitical factors, terrorism, cyberattacks, or individuals and/or groups attempting to disrupt NEE's and FPL's business, or the businesses of third parties, may materially adversely affect NEE's and FPL's business, financial condition, results of operations and prospects.

NEE and FPL are subject to the potentially adverse operating and financial effects of geopolitical factors, terrorist acts and threats, as well as cyberattacks and other disruptive activities of individuals or groups. There have been cyberattacks and other physical attacks within the energy industry on energy infrastructure such as substations, gas pipelines and related assets in the past and there may be such attacks in the future. NEE's and FPL's generation, transmission and distribution facilities, fuel storage facilities, information technology systems and other infrastructure facilities and systems could be direct targets of, or otherwise be materially adversely affected by, such activities.

Geopolitical factors, terrorist acts, cyberattacks or other similar events affecting NEE's and FPL's systems and facilities, or those of third parties on which NEE and FPL rely, could harm NEE's and FPL's business, for example, by limiting their ability to generate, purchase or transmit power, natural gas or other energy-related commodities, by limiting their ability to bill customers and collect and process payments, and by delaying their development and construction of new generation, distribution or transmission facilities or capital improvements to existing facilities. These events, and governmental actions in response, could result in a material decrease in revenues, significant additional costs (for example, to repair assets, implement additional security requirements or maintain or acquire insurance), significant fines and penalties, and reputational damage, could materially adversely affect NEE's and FPL's operations (for example, by contributing to disruption of supplies and markets for natural gas, oil and other fuels), and could impair NEE's and FPL's ability to raise capital (for example, by contributing to financial instability and lower economic activity). In addition, the implementation of security guidelines and measures has resulted in and is expected to continue to result in increased costs. Such events or actions may materially adversely affect NEE's and FPL's business, financial condition, results of operations and prospects.

The ability of NEE and FPL to obtain insurance and the terms of any available insurance coverage could be materially adversely affected by international, national, state or local events and company-specific events, as well as the financial condition of insurers. NEE's and FPL's insurance coverage does not provide protection against all significant losses.

Insurance coverage may not continue to be available or may not be available at rates or on terms similar to those presently available to NEE and FPL. The ability of NEE and FPL to obtain insurance and the terms of any available insurance coverage could be materially adversely affected by international, national, state or local events and company-specific events, including impacts of actual or perceived climate-related events, as well as the financial condition of insurers. If insurance coverage is not available or obtainable on acceptable terms, NEE or FPL may be required to pay costs associated with adverse future events.

NEE and FPL generally are not fully insured against all significant losses. For example, FPL is not fully insured against hurricane-related losses, but could instead seek recovery of such uninsured losses from customers subject to approval by the FPSC, to the extent losses exceed restricted funds set aside to cover the cost of storm damage. A loss for which NEE or FPL is not fully insured could have a material adverse effect on NEE's and FPL's business, financial condition, results of operations and prospects.

NEE invests in gas and oil producing and transmission assets through NEER's gas infrastructure business. The gas infrastructure business is exposed to fluctuating market prices of natural gas, natural gas liquids, oil and other energy commodities. A prolonged period of low gas and oil prices could impact NEER's gas infrastructure business and cause NEER to delay or cancel certain gas infrastructure projects and could result in certain projects becoming impaired, which could materially adversely affect NEE's business, financial condition, results of operations and prospects.

Natural gas and oil prices are affected by supply and demand, both globally and regionally. Factors that influence supply and demand include operational issues, natural disasters, weather, political instability, conflicts, new discoveries, technological advances, economic conditions and actions by major oil-producing countries. There can be significant volatility in market prices for gas and oil, and price fluctuations could have a material effect on the financial performance of gas and oil producing and transmission assets. For example, in a low gas and oil price environment, NEER would generate less revenue from its gas infrastructure investments in gas and oil producing properties, and as a result certain investments might become less profitable or incur losses. Prolonged periods of low oil and gas prices could also result in the delay or cancellation of oil and gas production and transmission projects, could cause projects to experience lower returns, and could result in certain projects becoming impaired, which could materially adversely affect NEE's business, financial condition, results of operations and prospects.

If supply costs necessary to provide NEER's full energy and capacity requirement services are not favorable, operating costs could increase and materially adversely affect NEE's business, financial condition, results of operations and prospects.

NEER provides full energy and capacity requirements services primarily to distribution utilities, which include load-following services and various ancillary services, to satisfy all or a portion of such utilities' power supply obligations to their customers. The supply costs for these transactions may be affected by a number of factors, including, but not limited to, events that may occur after such utilities have committed to supply power, such as weather conditions, fluctuating prices for energy and ancillary services, and the ability of the distribution utilities' customers to elect to receive service from competing suppliers. NEER may not be able to recover all of its increased supply costs, which could have a material adverse effect on NEE's business, financial condition, results of operations and prospects.

Due to the potential for significant volatility in market prices for fuel, electricity and renewable and other energy commodities, NEER's inability or failure to manage properly or hedge effectively the commodity risks within its portfolios could materially adversely affect NEE's business, financial condition, results of operations and prospects.

There can be significant volatility in market prices for fuel, electricity and renewable and other energy commodities. NEE's inability or failure to manage properly or hedge effectively its assets or positions against changes in commodity prices, volumes, interest rates, counterparty credit risk or other risk measures, based on factors that are either within, or wholly or partially outside of, NEE's control, may materially adversely affect NEE's business, financial condition, results of operations and prospects.

Reductions in the liquidity of energy markets may restrict the ability of NEE to manage its operational risks, which, in turn, could negatively affect NEE's business, financial condition, results of operations and prospects.

NEE is an active participant in energy markets. The liquidity of regional energy markets is an important factor in NEE's ability to manage risks in these operations. Market liquidity is driven in part by the number of active market participants. Liquidity in the energy markets can be adversely affected by price volatility, restrictions on the availability of credit, inflation, rising interest rates and other factors, and any reduction in the liquidity of energy markets could have a material adverse effect on NEE's business, financial condition, results of operations and prospects.

NEE's and FPL's hedging and trading procedures and associated risk management tools may not protect against significant losses.

NEE and FPL have hedging and trading procedures and associated risk management tools, such as separate but complementary financial, credit, operational, compliance and legal reporting systems, internal controls, management review processes and other mechanisms. NEE and FPL are unable to assure that such procedures and tools will be effective against all potential risks, including, without limitation, employee misconduct or severe weather or operating conditions. If such procedures and tools are not effective, this could have a material adverse effect on NEE's business, financial condition, results of operations and prospects.

If price movements significantly or persistently deviate from historical behavior, NEE's and FPL's risk management tools associated with their hedging and trading procedures may not protect against significant losses.

NEE's and FPL's risk management tools and metrics associated with their hedging and trading procedures, such as daily value at risk, earnings at risk, stop loss limits and liquidity guidelines, are based on historical price movements. Due to the inherent uncertainty involved in price movements and potential deviation from historical pricing behavior, NEE and FPL are unable to assure that their risk management tools and metrics will be effective to protect against material adverse effects on their business, financial condition, results of operations and prospects.

If power transmission or natural gas, nuclear fuel or other commodity transportation facilities are unavailable or disrupted, the ability for subsidiaries of NEE, including FPL, to sell and deliver power or natural gas may be limited.

Subsidiaries of NEE, including FPL, depend upon power transmission and natural gas, nuclear fuel and other commodity transportation facilities, many of which they do not own. Occurrences affecting the operation of these facilities that may or may not be beyond the control of subsidiaries of NEE, including FPL, (such as geopolitical factors, cyber incidents, physical attacks, severe weather or a generation or transmission facility outage, pipeline rupture, or sudden and significant increase or decrease in wind or solar generation) may limit or halt their ability to sell and deliver power and natural gas, or to purchase necessary fuels and other commodities, which could materially adversely impact NEE's and FPL's business, financial condition, results of operations and prospects.

NEE and FPL are subject to credit and performance risk from customers, hedging counterparties and vendors.

NEE and FPL are exposed to risks associated with the creditworthiness and performance of their customers, hedging counterparties and vendors under contracts for the supply of equipment, materials, fuel and other goods and services required for their business operations and for the construction and operation of, and for capital improvements to, their facilities. Adverse conditions in the energy industry or the general economy such as inflation, as well as circumstances of individual customers, hedging counterparties and vendors, may adversely affect the ability of some customers, hedging counterparties and vendors to perform as required under their contracts with NEE and FPL.

If any vendor or hedging or other counterparty fails to fulfill its contractual obligations, NEE and FPL may need to make arrangements with other counterparties or vendors, which could result in material financial losses, higher costs, untimely completion of power generation facilities and other projects, and/or a disruption of their operations. If a defaulting counterparty is in poor financial condition, NEE and FPL may not be able to recover damages for any contract breach.

NEE and FPL could recognize financial losses or a reduction in operating cash flows if a counterparty fails to perform or make payments in accordance with the terms of derivative contracts or if NEE or FPL is required to post margin cash collateral under derivative contracts.

NEE and FPL use derivative instruments, such as swaps, options, futures and forwards, some of which are traded in the OTC markets or on exchanges, to manage their commodity and financial market risks, and for NEE to engage in trading and marketing activities. Any failures by their counterparties to perform or make payments in accordance with the terms of those transactions could have a material adverse effect on NEE's or FPL's business, financial condition, results of operations and prospects. Similarly, any requirement for FPL or NEE to post margin cash collateral under its derivative contracts could have a material adverse effect on its business, financial condition, results of operations and prospects. These risks may be increased during periods of adverse market or economic conditions such as inflation affecting the industry in which NEE and FPL participate.

NEE and FPL are highly dependent on sensitive and complex information technology systems, and any failure or breach of those systems could have a material adverse effect on their business, financial condition, results of operations and prospects.

NEE and FPL operate in a highly regulated industry that requires the continuous functioning of sophisticated information technology systems and network infrastructure. Despite NEE's and FPL's implementation of security measures, all of their technology systems are vulnerable to disability, failures or unauthorized access due to such activities. If NEE's or FPL's information technology systems were to fail or be breached, sensitive confidential and other data could be compromised and NEE and FPL could be unable to fulfill critical business functions.

NEE's and FPL's business is highly dependent on their ability to process and monitor, on a daily basis, a very large number of transactions, many of which are highly complex and cross numerous and diverse markets. Due to the size, scope, complexity and geographical reach of NEE's and FPL's business, the development and maintenance of information technology systems to keep track of and process information is critical and challenging. NEE's and FPL's operating systems and facilities may fail to operate properly or become disabled as a result of events that are either within, or wholly or partially outside of, their control, such as operator error, severe weather, geopolitical activities, terrorist activities or cyber incidents. Any such failure or disabling event could materially adversely affect NEE's and FPL's ability to process transactions and provide services, and their business, financial condition, results of operations and prospects.

NEE and FPL add, modify and replace information systems on a regular basis. Modifying existing information systems or implementing new or replacement information systems is costly and involves risks, including, but not limited to, integrating the

modified, new or replacement system with existing systems and processes, implementing associated changes in accounting procedures and controls, and ensuring that data conversion is accurate and consistent. Any disruptions or deficiencies in existing information systems, or disruptions, delays or deficiencies in the modification or implementation of new information systems, could result in increased costs, the inability to track or collect revenues and the diversion of management's and employees' attention and resources, and could negatively impact the effectiveness of the companies' control environment, and/or the companies' ability to timely file required regulatory reports.

NEE and FPL also face the risks of operational failure or capacity constraints of third parties, including, but not limited to, those who provide power transmission and natural gas transportation services.

NEE's and FPL's retail businesses are subject to the risk that sensitive customer data may be compromised, which could result in a material adverse impact to their reputation and/or have a material adverse effect on the business, financial condition, results of operations and prospects of NEE and FPL.

NEE's and FPL's retail businesses require access to sensitive customer data in the ordinary course of business. NEE's and FPL's retail businesses may also need to provide sensitive customer data to vendors and service providers who require access to this information in order to provide services, such as call center services, to the retail businesses. If a significant breach occurred, the reputation of NEE and FPL could be materially adversely affected, customer confidence could be diminished, or customer information could be subject to identity theft. NEE and FPL would be subject to costs associated with the breach and/or NEE and FPL could be subject to fines and legal claims, any of which may have a material adverse effect on the business, financial condition, results of operations and prospects of NEE and FPL.

NEE and FPL could recognize financial losses as a result of volatility in the market values of derivative instruments and limited liquidity in OTC markets.

NEE and FPL execute transactions in derivative instruments on either recognized exchanges or via the OTC markets, depending on management's assessment of the most favorable credit and market execution factors. Transactions executed in OTC markets have the potential for greater volatility and less liquidity than transactions on recognized exchanges. As a result, NEE and FPL may not be able to execute desired OTC transactions due to such heightened volatility and limited liquidity.

In the absence of actively quoted market prices and pricing information from external sources, the valuation of derivative instruments involves management's judgment and use of estimates. As a result, changes in the underlying assumptions or use of alternative valuation methods could affect the reported fair value of these derivative instruments and have a material adverse effect on NEE's and FPL's business, financial condition, results of operations and prospects.

NEE and FPL may be materially adversely affected by negative publicity.

From time to time, political and public sentiment may result in a significant amount of adverse press coverage and other adverse public statements affecting NEE and FPL. Adverse press coverage and other adverse statements, whether or not driven by political or public sentiment, may also result in investigations by regulators, legislators and law enforcement officials or in legal claims. Responding to the negative publicity and any resulting investigations and lawsuits, regardless of the ultimate outcome of the proceeding, can divert the time and effort of senior management from NEE's and FPL's business.

Addressing any adverse publicity, governmental scrutiny or enforcement or other legal proceedings is time consuming and expensive and, regardless of the factual basis for the assertions being made, can have a negative impact on the reputation of NEE and FPL, on the morale and performance of their employees and on their relationships with regulators. It may also have a negative impact on their ability to take timely advantage of various business and market opportunities. The direct and indirect effects of negative publicity, and the demands of responding to and addressing it, may have a material adverse effect on NEE's and FPL's business, financial condition, results of operations and prospects.

NEE's and FPL's business, financial condition, results of operations and prospects may be adversely affected if FPL is unable to maintain, negotiate or renegotiate franchise agreements on acceptable terms with municipalities and counties in Florida.

FPL may negotiate franchise agreements with municipalities and counties in Florida to provide electric services within such municipalities and counties, and electricity sales generated pursuant to these agreements represent a very substantial portion of FPL's revenues. If FPL is unable to maintain, negotiate or renegotiate such franchise agreements on acceptable terms, it could contribute to lower earnings and FPL may not fully realize the anticipated benefits from significant investments and expenditures, which could adversely affect NEE's and FPL's business, financial condition, results of operations and prospects.

NEE's and FPL's business, financial condition, results of operations and prospects could be materially adversely affected by work strikes or stoppages and increasing personnel costs.

Employee strikes or work stoppages could disrupt operations and lead to a loss of revenue and customers. Personnel costs may also increase due to inflationary or competitive pressures on payroll and benefits costs and revised terms of collective bargaining

agreements with union employees. These consequences could have a material adverse effect on NEE's and FPL's business, financial condition, results of operations and prospects.

NEE's ability to successfully identify, complete and integrate acquisitions is subject to significant risks, including, but not limited to, the effect of increased competition for acquisitions resulting from the consolidation of the energy industry.

NEE is likely to encounter significant competition for acquisition opportunities that may become available as a result of the consolidation of the energy industry in general. In addition, NEE may be unable to identify attractive acquisition opportunities at favorable prices and to complete and integrate them successfully and in a timely manner.

Nuclear Generation Risks

The operation and maintenance of NEE's and FPL's nuclear generation facilities involve environmental, health and financial risks that could result in fines or the closure of the facilities and in increased costs and capital expenditures.

NEE's and FPL's nuclear generation facilities are subject to environmental, health and financial risks, including, but not limited to, those relating to site storage of spent nuclear fuel, the disposition of spent nuclear fuel, leakage and emissions of tritium and other radioactive elements in the event of a nuclear accident or otherwise, the threat of a terrorist attack or cyber incident and other potential liabilities arising out of the ownership or operation of the facilities. NEE and FPL maintain decommissioning funds and external insurance coverage which are intended to reduce the financial exposure to some of these risks; however, the cost of decommissioning nuclear generation facilities could exceed the amount available in NEE's and FPL's decommissioning funds, and the exposure to liability and property damages could exceed the amount of insurance coverage. If NEE or FPL is unable to recover the additional costs incurred through insurance or, in the case of FPL, through regulatory mechanisms, their business, financial condition, results of operations and prospects could be materially adversely affected.

In the event of an incident at any nuclear generation facility in the U.S. or at certain nuclear generation facilities in Europe, NEE and FPL could be assessed significant retrospective assessments and/or retrospective insurance premiums as a result of their participation in a secondary financial protection system and nuclear insurance mutual companies.

Liability for accidents at nuclear power plants is governed by the Price-Anderson Act, which limits the liability of nuclear reactor owners to the amount of insurance available from both private sources and an industry retrospective payment plan. In accordance with this Act, NEE maintains the maximum amount of private liability insurance obtainable, and participates in a secondary financial protection system, which provides liability insurance coverage for an incident at any nuclear reactor in the U.S. Under the secondary financial protection system, NEE is subject to retrospective assessments and/or retrospective insurance premiums, plus any applicable taxes, for an incident at any nuclear reactor in the U.S. or at certain nuclear generation facilities in Europe, regardless of fault or proximity to the incident. Such assessments, if levied, could materially adversely affect NEE's and FPL's business, financial condition, results of operations and prospects.

NRC orders or new regulations related to increased security measures and any future safety requirements promulgated by the NRC could require NEE and FPL to incur substantial operating and capital expenditures at their nuclear generation facilities and/or result in reduced revenues.

The NRC has broad authority to impose licensing and safety-related requirements for the operation and maintenance of nuclear generation facilities, the addition of capacity at existing nuclear generation facilities and the construction of new nuclear generation facilities, and these requirements are subject to change. In the event of non-compliance, the NRC has the authority to impose fines and/or shut down a nuclear generation facility, depending upon the NRC's assessment of the severity of the situation, until compliance is achieved. Any of the foregoing events could require NEE and FPL to incur increased costs and capital expenditures, and could reduce revenues.

Any serious nuclear incident occurring at a NEE or FPL plant could result in substantial remediation costs and other expenses. A major incident at a nuclear facility anywhere in the world could cause the NRC to limit or prohibit the operation or licensing of any domestic nuclear generation facility. An incident at a nuclear facility anywhere in the world also could cause the NRC to impose additional conditions or other requirements on the industry, or on certain types of nuclear generation units, which could increase costs, reduce revenues and result in additional capital expenditures.

The inability to operate any of NEE's or FPL's nuclear generation units through the end of their respective operating licenses could have a material adverse effect on NEE's and FPL's business, financial condition, results of operations and prospects.

If any of NEE's or FPL's nuclear generation facilities are not operated for any reason through the life of their respective operating licenses, NEE or FPL may be required to increase depreciation rates, incur impairment charges and accelerate future decommissioning expenditures, any of which could materially adversely affect their business, financial condition, results of operations and prospects.

NEE's and FPL's nuclear units are periodically removed from service to accommodate planned refueling and maintenance outages, and for other purposes. If planned outages last longer than anticipated or if there are unplanned outages, NEE's and FPL's business, financial condition, results of operations and prospects could be materially adversely affected.

NEE's and FPL's nuclear units are periodically removed from service to accommodate planned refueling and maintenance outages, including, but not limited to, inspections, repairs and certain other modifications as well as to replace equipment. In the event that a scheduled outage lasts longer than anticipated or in the event of an unplanned outage due to, for example, equipment failure, such outages could materially adversely affect NEE's or FPL's business, financial condition, results of operations and prospects.

Liquidity, Capital Requirements and Common Stock Risks

Disruptions, uncertainty or volatility in the credit and capital markets, among other factors, may negatively affect NEE's and FPL's ability to fund their liquidity and capital needs and to meet their growth objectives, and can also materially adversely affect the business, financial condition, liquidity, results of operations and prospects of NEE and FPL.

NEE and FPL rely on access to capital and credit markets as significant sources of liquidity for capital requirements and other operations requirements that are not satisfied by operating cash flows. Disruptions, uncertainty or volatility in those capital and credit markets, related to, among others, inflation, rising interest rates, geopolitical events, and the planned phase out of the London Inter-Bank Offered Rate or the reform or replacement of other benchmark rates, could increase NEE's and FPL's cost of capital and affect their ability to fund their liquidity and capital needs and to meet their growth objectives. If NEE or FPL is unable to access regularly the capital and credit markets on terms that are reasonable, it may have to delay raising capital, issue shorter-term securities and incur an unfavorable cost of capital, which, in turn, could adversely affect its ability to grow its business, could contribute to lower earnings and reduced financial flexibility, and could have a material adverse effect on its business, financial condition, liquidity, results of operations and prospects.

Although NEE's competitive energy and certain other subsidiaries have used non-recourse or limited-recourse, project-specific or other financing in the past, market conditions and other factors could adversely affect the future availability of such financing. The inability of NEE's subsidiaries, including, without limitation, NEECH and its subsidiaries, to access the capital and credit markets to provide project-specific or other financing for electric generation or other facilities or acquisitions on favorable terms, whether because of disruptions or volatility in those markets or otherwise, could necessitate additional capital raising or borrowings by NEE and/or NEECH in the future.

The inability of subsidiaries that have existing project-specific or other financing arrangements to meet the requirements of various agreements relating to those financings, as well as actions by third parties or lenders, could give rise to a project-specific financing default which, if not cured or waived, might result in the specific project, and potentially in some limited instances its parent companies, being required to repay the associated debt or other borrowings earlier than otherwise anticipated, and if such repayment were not made, the lenders or security holders would generally have rights to foreclose against the project assets and related collateral. Such an occurrence also could result in NEE expending additional funds or incurring additional obligations over the shorter term to ensure continuing compliance with project-specific financing arrangements based upon the expectation of improvement in the project's performance or financial returns over the longer term. Any of these actions could materially adversely affect NEE's business, financial condition, liquidity, results of operations and prospects, as well as the availability or terms of future financings for NEE or its subsidiaries.

NEE's, NEECH's and FPL's inability to maintain their current credit ratings may materially adversely affect NEE's and FPL's liquidity and results of operations, limit the ability of NEE and FPL to grow their business, and increase interest costs.

The inability of NEE, NEECH and FPL to maintain their current credit ratings could materially adversely affect their ability to raise capital or obtain credit on favorable terms, which, in turn, could impact NEE's and FPL's ability to grow their business and service indebtedness and repay borrowings, and would likely increase their interest costs. In addition, certain agreements and guarantee arrangements would require posting of additional collateral in the event of a ratings downgrade. Some of the factors that can affect credit ratings are cash flows, liquidity, the amount of debt as a component of total capitalization, NEE's overall business mix and political, legislative and regulatory actions. There can be no assurance that one or more of the ratings of NEE, NEECH and FPL will not be lowered or withdrawn entirely by a rating agency.

NEE's and FPL's liquidity may be impaired if their credit providers are unable to fund their credit commitments to the companies or to maintain their current credit ratings.

The inability of NEE's, NEECH's and FPL's credit providers to fund their credit commitments or to maintain their current credit ratings could require NEE, NEECH or FPL, among other things, to renegotiate requirements in agreements, find an alternative credit provider with acceptable credit ratings to meet funding requirements, or post cash collateral and could have a material adverse effect on NEE's and FPL's liquidity.

Poor market performance and other economic factors could affect NEE's defined benefit pension plan's funded status, which may materially adversely affect NEE's and FPL's business, financial condition, liquidity, results of operations and prospects.

NEE sponsors a qualified noncontributory defined benefit pension plan for substantially all employees of NEE and its subsidiaries. A decline in the market value of the assets held in the defined benefit pension plan due to poor investment performance or other factors may increase the funding requirements for this obligation.

NEE's defined benefit pension plan is sensitive to changes in interest rates, since as interest rates decrease, the funding liabilities increase, potentially increasing benefits costs and funding requirements. Any increase in benefits costs or funding requirements may have a material adverse effect on NEE's and FPL's business, financial condition, liquidity, results of operations and prospects.

Poor market performance and other economic factors could adversely affect the asset values of NEE's and FPL's nuclear decommissioning funds, which may materially adversely affect NEE's and FPL's business, financial condition, liquidity, results of operations and prospects.

NEE and FPL are required to maintain decommissioning funds to satisfy their future obligations to decommission their nuclear power plants. A decline in the market value of the assets held in the decommissioning funds due to poor investment performance or other factors may increase the funding requirements for these obligations. Any increase in funding requirements may have a material adverse effect on NEE's and FPL's business, financial condition, liquidity, results of operations and prospects.

Certain of NEE's investments are subject to changes in market value and other risks, which may materially adversely affect NEE's liquidity, financial condition and results of operations.

NEE holds certain investments where changes in the fair value affect NEE's financial results. In some cases there may be no observable market values for these investments, requiring fair value estimates to be based on other valuation techniques. This type of analysis requires significant judgment and the actual values realized in a sale of these investments could differ materially from those estimated. A sale of an investment below previously estimated value, or other decline in the fair value of an investment, could result in losses or the write-off of such investment, and may have a material adverse effect on NEE's liquidity, financial condition and results of operations.

NEE may be unable to meet its ongoing and future financial obligations and to pay dividends on its common stock if its subsidiaries are unable to pay upstream dividends or repay funds to NEE.

NEE is a holding company and, as such, has no material operations of its own. Substantially all of NEE's consolidated assets are held by its subsidiaries. NEE's ability to meet its financial obligations, including, but not limited to, its guarantees, and to pay dividends on its common stock is primarily dependent on its subsidiaries' net income and cash flows, which are subject to the risks of their respective businesses, and their ability to pay upstream dividends or to repay funds to NEE.

NEE's subsidiaries are separate legal entities and have no independent obligation to provide NEE with funds for its payment obligations. The subsidiaries have financial obligations, including, but not limited to, payment of debt service, which they must satisfy before they can provide NEE with funds. In addition, in the event of a subsidiary's liquidation or reorganization, NEE's right to participate in a distribution of assets is subject to the prior claims of the subsidiary's creditors.

The dividend-paying ability of some of the subsidiaries is limited by contractual restrictions which are contained in outstanding financing agreements and which may be included in future financing agreements. The future enactment of laws or regulations also may prohibit or restrict the ability of NEE's subsidiaries to pay upstream dividends or to repay funds.

NEE may be unable to meet its ongoing and future financial obligations and to pay dividends on its common stock if NEE is required to perform under guarantees of obligations of its subsidiaries.

NEE guarantees many of the obligations of its consolidated subsidiaries, other than FPL, through guarantee agreements with NEECH. These guarantees may require NEE to provide substantial funds to its subsidiaries or their creditors or counterparties at a time when NEE is in need of liquidity to meet its own financial obligations. Funding such guarantees may materially adversely affect NEE's ability to meet its financial obligations or to pay dividends.

NEP may not be able to access sources of capital on commercially reasonable terms, which would have a material adverse effect on its ability to consummate future acquisitions and on the value of NEE's limited partner interest in NEP OpCo.

Through an indirect wholly owned subsidiary, NEE owns a limited partner interest in NEP OpCo. NEP's inability to access capital on commercially reasonable terms and effectively consummate future acquisitions could have a material adverse effect on NEP's ability to grow its cash distributions to its common unitholders, including NEE, and on the value of NEE's limited partnership interest in NEP OpCo. In addition, NEP's issuance of additional common units, securities convertible into NEP common units or

other securities in connection with acquisitions could cause significant common unitholder dilution and reduce cash distributions to its common unitholders, including NEE, if the acquisitions are not sufficiently accretive.

Disruptions, uncertainty or volatility in the credit and capital markets may exert downward pressure on the market price of NEE's common stock.

The market price and trading volume of NEE's common stock are subject to fluctuations as a result of, among other factors, general credit and capital market conditions and changes in market sentiment regarding the operations, business and financing strategies of NEE and its subsidiaries. As a result, disruptions, uncertainty or volatility in the credit and capital markets may, for example, have a material adverse effect on the market price of NEE's common stock.

Widespread public health crises and epidemics or pandemics may have material adverse impacts on NEE's and FPL's business, financial condition, liquidity, results of operations and prospects.

NEE and FPL are subject to the impacts of widespread public health crises, epidemics and pandemics, including, but not limited to, impacts on the global, national or local economy, capital and credit markets, NEE's and FPL's workforce, customers and suppliers. There is no assurance that NEE's and FPL's businesses will be able to operate without material adverse impacts depending on the nature of the public health crisis, epidemic or pandemic. The ultimate severity, duration and impact of public health crises, epidemics and pandemics cannot be predicted. Additionally, there is no assurance that vaccines, or other treatments, are or will be widely available or effective, or that the public will be willing to participate, in an effort to contain the spread of disease. Actions taken in response to such crises by federal, state and local government or regulatory agencies may have a material adverse impact on NEE's and FPL's business, financial condition, liquidity, results of operations and prospects.

Item 1B. Unresolved Staff Comments

None

Item 2. Properties

See Item 1. Business – FPL and Item 1. Business – NEER for a description of principal properties.

Character of Ownership

Substantially all of FPL's properties are subject to the lien of FPL's mortgage, which secures most debt securities issued by FPL. The majority of FPL's real property is held in fee and is free from other encumbrances, subject to minor exceptions which are not of a nature as to substantially impair the usefulness to FPL of such properties. Some of FPL's electric lines are located on parcels of land which are not owned in fee by FPL but are covered by necessary consents of governmental authorities or rights obtained from owners of private property. Subsidiaries within the NEER segment have ownership interests in entities that own generation facilities, pipeline facilities and transmission assets and a number of those facilities and assets are encumbered by liens securing various financings. Additionally, the majority of NEER's generation facilities, pipeline facilities and transmission lines are located on land under easement, rights-of-way or leased from owners of private property or governmental entities. See Note 7 – FPL and – NEER.

Item 3. Legal Proceedings

None. With regard to environmental proceedings to which a governmental authority is a party, NEE's and FPL's policy is to disclose any such proceeding if it is reasonably expected to result in monetary sanctions of greater than or equal to \$1 million.

Item 4. Mine Safety Disclosures

Not applicable

PART II

Item 5. Market for Registrants' Common Equity, Related Stockholder Matters and Issuer Purchases of Equity Securities

Common Stock Data. All of FPL's common stock is owned by NEE. NEE's common stock is traded on the New York Stock Exchange under the symbol "NEE." As of January 31, 2023, there were 14,619 holders of record of NEE's common stock. The amount and timing of dividends payable on NEE's common stock are within the sole discretion of NEE's Board of Directors. The Board of Directors reviews the dividend rate at least annually (generally in February) to determine its appropriateness in light of NEE's financial position and results of operations, legislative and regulatory developments affecting the electric utility industry in general and FPL in particular, competitive conditions, change in business mix and any other factors the Board of Directors deems relevant. In February 2023, NEE announced that it would increase its quarterly dividend on its common stock from \$0.425 per share to \$0.4675 per share.

Issuer Purchases of Equity Securities. Information regarding purchases made by NEE of its common stock during the three months ended December 31, 2022 is as follows:

Period	Total Number of Shares Purchased ^(a)	Average Price Paid Per Share	Total Number of Shares Purchased as Part of a Publicly Announced Program	Maximum Number of Shares that May Yet be Purchased Under the Program ^(b)
10/1/22 – 10/31/22	—	—	—	180,000,000
11/1/22 – 11/30/22	6,819	\$ 82.91	—	180,000,000
12/1/22 – 12/31/22	1,549	\$ 86.21	—	180,000,000
Total	<u>8,368</u>	<u>\$ 83.52</u>	<u>—</u>	

- (a) Includes: (1) in November 2022, shares of common stock withheld from employees to pay certain withholding taxes upon the vesting of stock awards granted to such employees under the NextEra Energy, Inc. 2021 Long Term Incentive Plan and the NextEra Energy, Inc. Amended and Restated 2011 Long Term Incentive Plan; and (2) in December 2022, shares of common stock purchased by the trustee of a grantor trust to fund a reinvestment of dividends in connection with NEE's obligation under a February 2006 grant under the NextEra Energy, Inc. Amended and Restated Long-Term Incentive Plan to a former executive officer of deferred retirement share awards.
- (b) In May 2017, NEE's Board of Directors authorized repurchases of up to 45 million shares of common stock (180 million shares after giving effect to the four-for-one stock split of NEE common stock effective October 26, 2020) over an unspecified period.

Item 6. Reserved

Item 7. Management’s Discussion and Analysis of Financial Condition and Results of Operations

OVERVIEW

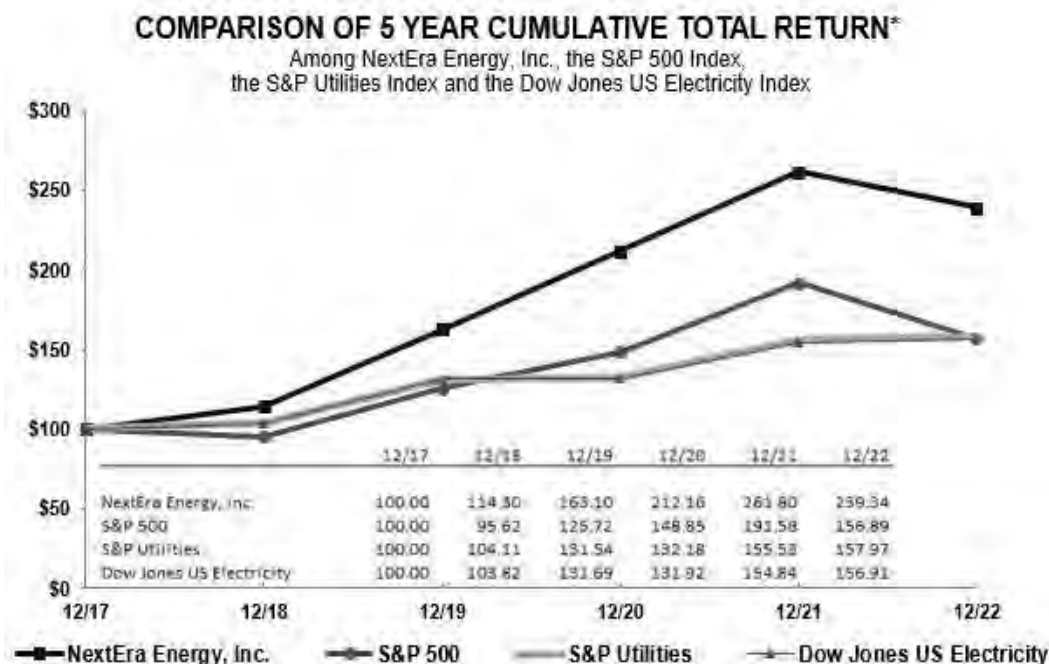
NEE’s operating performance is driven primarily by the operations of its two principal businesses, FPL, which serves approximately 5.8 million customer accounts in Florida and is one of the largest electric utilities in the U.S., and NEER, which together with affiliated entities is the world’s largest generator of renewable energy from the wind and sun based on 2022 MWh produced on a net generation basis, as well as a world leader in battery storage. The table below presents net income (loss) attributable to NEE and earnings (loss) per share attributable to NEE, assuming dilution, by reportable segment, FPL and NEER. Corporate and Other is primarily comprised of the operating results of other business activities, as well as other income and expense items, including interest expense, and eliminating entries, and may include the net effect of rounding. See Note 16 for additional segment information, including a discussion of a change in segment reporting. The following discussion should be read in conjunction with the Notes to Consolidated Financial Statements contained herein and all comparisons are with the corresponding items in the prior year.

	Net Income (Loss) Attributable to NEE			Earnings (Loss) Per Share Attributable to NEE, Assuming Dilution		
	Years Ended December 31,			Years Ended December 31,		
	2022	2021	2020	2022	2021	2020
	(millions)					
FPL ^(a)	\$ 3,701	\$ 3,206	\$ 2,890	\$ 1.87	\$ 1.63	\$ 1.47
NEER ^(b)	285	599	531	0.14	0.30	0.27
Corporate and Other ^(a)	161	(232)	(502)	0.09	(0.12)	(0.26)
NEE	<u>\$ 4,147</u>	<u>\$ 3,573</u>	<u>\$ 2,919</u>	<u>\$ 2.10</u>	<u>\$ 1.81</u>	<u>\$ 1.48</u>

(a) FPL’s and Corporate and Other’s results for 2021 and 2020 were retrospectively adjusted to reflect a segment change. See Note 16.

(b) NEER’s results reflect an allocation of interest expense from NEECH based on a deemed capital structure of 70% debt and differential membership interests sold by NextEra Energy Resources’ subsidiaries.

For the five years ended December 31, 2022, NEE delivered a total shareholder return of approximately 139.3%, above the S&P 500’s 56.9% return, the S&P 500 Utilities’ 58.0% return and the Dow Jones U.S. Electricity’s 56.9% return. The historical stock performance of NEE’s common stock shown in the performance graph below is not necessarily indicative of future stock price performance.



*\$100 invested on 12/31/17 in stock or index, including reinvestment of dividends. Fiscal year ending December 31.

Copyright© 2023 Standard & Poor’s, a division of S&P Global. All rights reserved.
Copyright© 2023 S&P Dow Jones Indices LLC, a division of S&P Global. All rights reserved.

Adjusted Earnings

NEE prepares its financial statements under GAAP. However, management uses earnings adjusted for certain items (adjusted earnings), a non-GAAP financial measure, internally for financial planning, analysis of performance, reporting of results to the Board of Directors and as an input in determining performance-based compensation under NEE's employee incentive compensation plans. NEE also uses adjusted earnings when communicating its financial results and earnings outlook to analysts and investors. NEE's management believes that adjusted earnings provide a more meaningful representation of NEE's fundamental earnings power. Although these amounts are properly reflected in the determination of net income under GAAP, management believes that the amount and/or nature of such items make period to period comparisons of operations difficult and potentially confusing. Adjusted earnings do not represent a substitute for net income, as prepared under GAAP.

The following table provides details of the after-tax adjustments to net income considered in computing NEE's adjusted earnings discussed above.

	Years Ended December 31,		
	2022	2021	2020
	(millions)		
Net losses associated with non-qualifying hedge activity ^(a)	\$ (696)	\$ (1,576)	\$ (649)
Differential membership interests-related – NEER	\$ (87)	\$ (98)	\$ (87)
NEP investment gains, net – NEER	\$ 186	\$ 27	\$ (94)
Gain on disposal of a business – NEER ^(b)	\$ —	\$ —	\$ 274
Change in unrealized gains (losses) on equity securities held in NEER's nuclear decommissioning funds and OTTI, net – NEER	\$ (324)	\$ 199	\$ 131
Impairment charges related to investment in Mountain Valley Pipeline – NEER ^(c)	\$ (674)	\$ —	\$ (1,208)

(a) For 2022, 2021 and 2020, approximately \$1,257 million, \$1,735 million and \$438 million of losses, respectively, are included in NEER's net income; the balance is included in Corporate and Other. The change in non-qualifying hedge activity is primarily attributable to changes in forward power and natural gas prices, interest rates and foreign currency exchange rates, as well as the reversal of previously recognized unrealized mark-to-market gains or losses as the underlying transactions were realized.

(b) See Note 1 – Disposal of Businesses/Assets and Sale of Noncontrolling Ownership Interests for a discussion of the sale of two solar generation facilities in Spain (Spain projects).

(c) See Note 4 – Nonrecurring Fair Value Measurements for a discussion of the impairment charges in 2022 and 2020 related to the investment in Mountain Valley Pipeline, LLC (Mountain Valley Pipeline).

NEE segregates into two categories unrealized mark-to-market gains and losses and timing impacts related to derivative transactions. The first category, referred to as non-qualifying hedges, represents certain energy derivative, interest rate derivative and foreign currency transactions entered into as economic hedges, which do not meet the requirements for hedge accounting, or for which hedge accounting treatment is not elected or has been discontinued. Changes in the fair value of those transactions are marked to market and reported in the consolidated statements of income, resulting in earnings volatility because the economic offset to certain of the positions are generally not marked to market. As a consequence, NEE's net income reflects only the movement in one part of economically-linked transactions. For example, a gain (loss) in the non-qualifying hedge category for certain energy derivatives is offset by decreases (increases) in the fair value of related physical asset positions in the portfolio or contracts, which are not marked to market under GAAP. For this reason, NEE's management views results expressed excluding the impact of the non-qualifying hedges as a meaningful measure of current period performance. The second category, referred to as trading activities, which is included in adjusted earnings, represents the net unrealized effect of actively traded positions entered into to take advantage of expected market price movements and all other commodity hedging activities. At FPL, substantially all changes in the fair value of energy derivative transactions are deferred as a regulatory asset or liability until the contracts are settled, and, upon settlement, any gains or losses are passed through the fuel clause. See Note 3.

2022 Summary

Net income attributable to NEE for 2022 was higher than 2021 by \$574 million, or \$0.29 per share, assuming dilution, due to higher results at FPL and Corporate and Other, partly offset by lower results at NEER.

FPL's net income increased by \$495 million in 2022 primarily driven by continued investments in plant in service and other property.

NEER's results decreased in 2022 primarily driven by the impairment charges related to its investment in Mountain Valley Pipeline and unfavorable changes in the fair value of equity securities in NEER's nuclear decommissioning funds compared to favorable changes in 2021, partly offset by favorable non-qualifying hedge activity compared to 2021 and higher gains on disposal of businesses/assets – net. In 2022, NEER added approximately 2,850 MW of new wind generating capacity and 887 MW of solar generating capacity, repowered 239 MW of wind generating capacity and increased its backlog of contracted renewable development projects.

Corporate and Other's results in 2022 increased primarily due to favorable non-qualifying hedge activity.

NEE and its subsidiaries require funds to support and grow their businesses. These funds are primarily provided by cash flows from operations, borrowings or issuances of short- and long-term debt, proceeds from differential membership investors, sales of assets to NEP or third parties and, from time to time, issuances of equity securities. See Liquidity and Capital Resources – Liquidity.

RESULTS OF OPERATIONS

Net income attributable to NEE for 2022 was \$4.15 billion compared to \$3.57 billion in 2021. In 2022, net income attributable to NEE increased primarily due to higher results at FPL and Corporate and Other, partly offset by lower results at NEER. The comparison of the results of operations for the years ended December 31, 2021 and 2020 are included in Management's Discussion in NEE's and FPL's Annual Report on Form 10-K for the year ended December 31, 2021.

In October 2021, subsidiaries of NextEra Energy Resources completed the sale to a NEP subsidiary of their 100% ownership interests in three wind generation facilities and one solar generation facility with a total generating capacity of 467 MW and 33.3% of the noncontrolling ownership interests in four solar generation facilities and multiple distributed generation solar facilities representing a total net generating capacity of 122 MW. In December 2021, subsidiaries of NextEra Energy Resources sold their 100% ownership interest in a portfolio of seven wind generation facilities and six solar generation facilities representing a total generating capacity of 2,520 MW and 115 MW of battery storage capacity, three of which were under construction and achieved commercial operations in the first quarter of 2022. In September 2022, subsidiaries of NextEra Energy Resources completed the sale to a NEP subsidiary of a 67% controlling ownership interest in a battery storage facility with storage capacity of 230 MW. In December 2022, subsidiaries of NextEra Energy Resources sold (i) a 49% controlling ownership interest in three wind generation facilities and one solar plus battery facility with a total generating capacity of 1,437 MW and 65 MW of battery storage capacity, two of which facilities are currently under construction with expected in service dates in 2023, and (ii) their 100% ownership interest in three wind generation facilities with a total generating capacity of 347 MW to a NEP subsidiary. See Note 1 – Disposal of Businesses/Assets and Sale of Noncontrolling Ownership Interests.

In March 2021, a wholly owned subsidiary of NEET acquired GridLiance Holdco, LP and GridLiance GP, LLC (GridLiance), which owns and operates three FERC-regulated transmission utilities across six states, five in the Midwest and Nevada. See Note 6 – GridLiance.

In October 2022, a wholly owned subsidiary of NextEra Energy Resources entered into several agreements to acquire 100% of a portfolio of renewable energy projects as well as the related service provider. See Note 6 – RNG Acquisition.

NEE's effective income tax rates for the years ended December 31, 2022 and 2021 were approximately 15% and 11%, respectively. The rates for both years reflect the impact of PTCs and ITCs. See Note 5. In August 2022, the IRA was enacted which significantly expanded tax incentives for clean energy (see Item 1. Business – NEER – Clean Energy and Other Operations – Clean Energy – Policy Incentives for Renewable Energy Projects and Note 5).

On January 1, 2021, FPL and Gulf Power Company merged, with FPL as the surviving entity. However, during 2021, FPL continued to be regulated as two separate ratemaking entities in the former service areas of FPL and Gulf Power Company. Effective January 1, 2022, FPL became regulated as one electric ratemaking entity with new unified rates and tariffs, and also became one reportable segment of NEE. See Item 1. Business – FPL – FPL Regulation – FPL Electric Rate Regulation – Base Rates – Base Rates Effective January 2022 through December 2025. As a result, the previous segments known as the FPL segment and Gulf Power are no longer separate reportable segments. See Note 16.

NEE, including FPL, is monitoring solar supply chain disruptions from Southeast Asian locations and is taking steps intended to mitigate potential risks to their solar project development and construction activities. To date, there has been no material impact on NEE's or FPL's operations or financial performance as a result of these activities.

FPL: Results of Operations

FPL obtains its operating revenues primarily from the sale of electricity to retail customers at rates established by the FPSC through base rates and cost recovery clause mechanisms. FPL's net income for 2022 and 2021 was \$3,701 million and \$3,206 million, respectively, representing an increase of \$495 million. The increase was primarily driven by higher earnings from investments in plant in service and other property. Such investments grew FPL's average rate base by approximately \$5.6 billion in 2022 and reflect, among other things, the addition of the 1,246 MW Dania Beach Clean Energy Center which was placed in service on May 31, 2022, solar generation additions and ongoing transmission and distribution additions.

During 2022, FPL's service area was impacted by Hurricane Ian and Hurricane Nicole, and FPL incurred total recoverable storm restoration costs of approximately \$1.3 billion. In January 2023, FPL filed a petition with the FPSC requesting the recovery of eligible storm restoration costs over the storm reserve amount plus an amount to replenish the storm reserve through an interim surcharge. See Note 1 – Storm Funds, Storm Reserves and Storm Cost Recovery.

The use of reserve amortization is permitted by the 2021 rate agreement and was also permitted by the 2016 rate agreement. See Item 1. Business – FPL – FPL Regulation – FPL Electric Rate Regulation – Base Rates – Base Rates Effective January 2022 through December 2025 and – Base Rates Effective January 2017 through December 2021 for additional information on these rate agreements. In order to earn a targeted regulatory ROE, subject to limitations associated with the 2021 and 2016 rate agreements, reserve amortization is calculated using a trailing thirteen-month average of retail rate base and capital structure in conjunction with the trailing twelve months regulatory retail base net operating income, which primarily includes the retail base portion of base and other revenues, net of O&M, depreciation and amortization, interest and tax expenses. In general, the net impact of these income statement line items must be adjusted, in part, by reserve amortization to earn the targeted regulatory ROE. In certain periods, reserve amortization is reversed so as not to exceed the targeted regulatory ROE. The drivers of FPL's net income not reflected in the reserve amortization calculation typically include wholesale and transmission service revenues and expenses, cost recovery clause revenues and expenses, AFUDC – equity and revenue and costs not recoverable from retail customers. In 2022 and 2021, FPL recorded a one-time reserve amortization adjustment of approximately \$114 million, discussed under Depreciation and Amortization Expense below, and reserve amortization of \$429 million, respectively. FPL's regulatory ROE for 2022 and for 2021 was approximately 11.74% and 11.60%, respectively.

In December 2021, the FPSC issued a final order approving the 2021 rate agreement which became effective in January 2022 and will remain in effect until at least December 2025, establishes FPL's allowed regulatory ROE, and allows for retail rate base increases in 2022 and 2023. On February 8, 2023, the Florida Supreme Court heard oral argument on the appeal of the FPSC's final order regarding the 2021 rate agreement by Floridians Against Increased Rates, Inc. and, as a group, Florida Rising, Inc., Environmental Confederation of Southwest Florida, Inc. and League of United Latin American Citizens of Florida. See Note 1 – Rate Regulation.

During 2022, operating revenues increased \$3,180 million primarily related to higher fuel cost recovery revenues as discussed in cost recovery clauses below.

Retail Base

FPL's retail base revenues for 2022 reflect the 2021 rate agreement and for 2021 reflect the 2016 rate agreement. Retail base revenues increased approximately \$898 million during the year ended December 31, 2022 primarily related to new retail base rates under the 2021 rate agreement. Retail revenues were also impacted by an increase of approximately 1.5% in the average usage per retail customer, primarily related to favorable weather when compared to the prior year, and an increase of 1.5% in the average number of customer accounts. See Note 1 – Rate Regulation.

Cost Recovery Clauses

Revenues from fuel and other cost recovery clauses and pass-through costs, such as franchise fees, revenue taxes and storm-related surcharges, are largely a pass-through of costs. Such revenues also include a return on investment allowed to be recovered through the cost recovery clauses on certain assets, primarily related to certain solar, environmental projects, storm protection plan investments and the unamortized balance of the regulatory asset associated with FPL's acquisition of certain generation facilities. See Item 1. Business – FPL – FPL Regulation – FPL Electric Rate Regulation – Cost Recovery Clauses. Under-recovery or over-recovery of cost recovery clause and other pass-through costs (deferred clause and franchise expenses and revenues) can significantly affect NEE's and FPL's operating cash flows. The 2022 net under-recovery impacting FPL's operating cash flows was approximately \$1,465 million, primarily related to the fuel cost recovery clause.

Fuel cost recovery revenues increased approximately \$1,716 million in 2022 primarily as a result of higher fuel and energy prices. The increase in operating revenues in 2022 also reflects higher other revenues of approximately \$566 million primarily related to increases in cost recovery clause revenue from storm protection plan and environmental, franchise fees and gross receipts taxes. In 2022 and 2021, cost recovery clauses contributed approximately \$261 million and \$188 million, respectively, to FPL's net income. In January 2023, FPL filed with the FPSC to recover approximately \$2.1 billion of under-recovered fuel costs incurred in 2022. See Note 1 – Rate Regulation.

Other Items Impacting FPL's Consolidated Statements of Income

Fuel, Purchase Power and Interchange Expense

Fuel, purchased power and interchange expense increased \$1,732 million in 2022 primarily related to higher fuel and energy prices.

Depreciation and Amortization Expense

The major components of FPL's depreciation and amortization expense are as follows:

	Years Ended December 31,	
	2022	2021
	(millions)	
Reserve amortization recorded under the 2021 and 2016 rate agreements	\$ —	\$ (429)
One-time reserve adjustment recorded under the 2021 rate agreement	(114)	—
Other depreciation and amortization recovered under base rates (excluding reserve amortization) and other	2,404	2,340
Depreciation and amortization primarily recovered under cost recovery clauses and securitized storm-recovery cost amortization	405	355
Total	\$ 2,695	\$ 2,266

Depreciation expense increased \$429 million during 2022 primarily reflecting the absence of reserve amortization recorded in 2021. In 2022, FPL recorded a one-time reserve amortization adjustment of approximately \$114 million as required under the 2021 rate agreement, 50% of which was used to reduce the capital recovery regulatory asset balance and the other 50% to increase the storm reserve regulatory liability. Reserve amortization, or reversal of such amortization, reflects adjustments to accrued asset removal costs provided under the 2021 and 2016 rate agreements in order to achieve the targeted regulatory ROE. Reserve amortization is recorded as either an increase or decrease to accrued asset removal costs which is reflected in noncurrent regulatory assets on NEE's and FPL's consolidated balance sheets. At December 31, 2022, \$1,450 million of reserve amortization remains available under the 2021 rate agreement.

NEER: Results of Operations

NEER owns, develops, constructs, manages and operates electric generation facilities in wholesale energy markets in the U.S. and Canada and also includes assets and investments in other businesses with a clean energy focus, such as battery storage and renewable fuels. NEER also provides full energy and capacity requirements services, engages in power and fuel marketing and trading activities, owns, develops, constructs and operates rate-regulated transmission facilities and transmission lines and invests in natural gas, natural gas liquids and oil production and pipeline infrastructure assets. NEER's net income less net loss attributable to noncontrolling interests for 2022 and 2021 was \$285 million and \$599 million, respectively, resulting in a decrease in 2022 of \$314 million. The primary drivers, on an after-tax basis, of the change are in the following table.

	Increase (Decrease) From Prior Period	
	Year Ended December 31, 2022	
	(millions)	
New investments ^(a)	\$	85
Existing clean energy ^(a)		45
Gas infrastructure ^(a)		(32)
Customer supply and proprietary power and gas trading ^(b)		241
NEET ^(a)		13
Other, including interest expense, corporate general and administrative expenses and other investment income		(106)
Change in non-qualifying hedge activity ^(c)		478
Change in unrealized gains/losses on equity securities held in nuclear decommissioning funds and OTTI, net ^(c)		(523)
NEP investment gains, net ^(c)		159
Impairment charges related to investment in Mountain Valley Pipeline ^{(c)(d)}		(674)
Change in net income less net loss attributable to noncontrolling interests	\$	(314)

(a) Reflects after-tax project contributions, including the net effect of deferred income taxes and other benefits associated with PTCs and ITCs for wind, solar and storage projects, as applicable (see Note 1 – Income Taxes and – Sales of Differential Membership Interests and Note 5), but excludes allocation of interest expense and corporate general and administrative expenses. Results from projects, pipelines and rate-regulated transmission facilities and transmission lines are included in new investments during the first twelve months of operation or ownership. Project results, including repowered wind projects, are included in existing clean energy, pipeline results are included in gas infrastructure and rate-regulated transmission facilities and transmission lines are included in NEET beginning with the thirteenth month of operation or ownership.

(b) Excludes allocation of interest expense and corporate general and administrative expenses.

(c) See Overview – Adjusted Earnings for additional information.

(d) See Note 4 – Nonrecurring Fair Value Measurements for a discussion of the first quarter 2022 impairment charge related to the investment in Mountain Valley Pipeline.

Customer Supply and Proprietary Power and Gas Trading

In 2022, results from customer supply and proprietary power and gas trading increased primarily due to higher margins.

Other Factors

Supplemental to the primary drivers of the changes in NEER's results discussed above, the discussion below describes changes in certain line items set forth in NEE's consolidated statements of income as they relate to NEER.

Operating Revenues

Operating revenues for 2022 increased \$667 million primarily due to:

- net increases in revenues of approximately \$382 million from the customer supply, proprietary power and gas trading, and gas infrastructure businesses,
- revenues from new investments of \$256 million, and
- higher revenues from existing clean energy assets of \$114 million primarily due to higher wind revenues as compared to the prior year which was impacted by severe prolonged winter weather in Texas in February 2021 (February 2021 weather event),

partly offset by,

- the impact of non-qualifying commodity hedges due primarily to changes in energy prices (\$2,670 million of losses during 2022 compared to \$2,510 million of losses for 2021).

Operating Expenses – net

Operating expenses – net for 2022 increased \$706 million primarily due to increases of \$362 million in O&M expenses, \$146 million in depreciation expense and \$138 million in fuel, purchased power and interchange expenses. The increases were primarily associated with growth across the NEER businesses, partly offset by lower bad debt expense associated with the February 2021 weather event (see Note 1 – Credit Losses).

Gains on Disposal of Businesses/Assets – net

In 2022, gains on disposal of businesses/assets – net primarily relate to the sale of ownership interests in wind, solar and battery storage projects to NEP and the resolution of a contingency related to the December 2021 sale of ownership interests in wind and solar projects. In 2021, the amount was primarily related to the sales of ownership interests in wind and solar projects to NEP and a third party. See Note 1 – Disposal of Businesses/Assets and Sale of Noncontrolling Ownership Interests.

Interest Expense

NEER's interest expense for 2022 decreased \$239 million primarily reflecting \$323 million of favorable impacts related to changes in the fair value of interest rate derivative instruments, partly offset by higher interest expense primarily due to higher debt balances.

Equity in Earnings (Losses) of Equity Method Investees

NEER recognized \$202 million of equity in earnings of equity method investees in 2022 compared to \$666 million of equity in earnings of equity method investees for the prior year. The decrease in 2022 primarily reflects an impairment charge related to the investment in Mountain Valley Pipeline of approximately \$0.8 billion recorded in the first quarter of 2022 (see Note 4 – Nonrecurring Fair Value Measurements), partly offset by an increase in equity in earnings of NEP recorded in 2022 primarily due to changes in the fair value of interest rate derivative instruments.

Change in Unrealized Gains (Losses) on Equity Securities Held in NEER's Nuclear Decommissioning Funds – net

In 2022, the changes in the fair value of equity securities in NEER's nuclear decommissioning funds related to unfavorable market conditions in 2022 compared to the prior year.

Tax Credits, Benefits and Expenses

PTCs from wind and solar projects and ITCs from solar, battery storage and certain wind projects are included in NEER's earnings. PTCs are recognized as wind and solar energy is generated and sold based on a per kWh rate prescribed in applicable federal and state statutes. Reflected in income taxes in NEE's consolidated statements of income are PTCs totaling approximately \$82 million and \$90 million and ITCs totaling \$126 million and \$237 million in 2022 and 2021, respectively. See Note 1 – Income Taxes for a discussion of PTCs and ITCs and Note 5.

Corporate and Other: Results of Operations

Corporate and Other is primarily comprised of the operating results of other business activities, as well as corporate interest income and expenses. Corporate and Other allocates a portion of NEECH's corporate interest expense to NextEra Energy Resources. Interest expense is allocated based on a deemed capital structure of 70% debt and differential membership interests sold by NextEra Energy Resources' subsidiaries.

Corporate and Other's results increased \$393 million during 2022 primarily due to favorable after-tax impacts of approximately \$402 million, as compared to the prior year, related to non-qualifying hedge activity as a result of changes in the fair value of interest rate derivative instruments.

LIQUIDITY AND CAPITAL RESOURCES

NEE and its subsidiaries require funds to support and grow their businesses. These funds are used for, among other things, working capital (see Note 1 – Rate Regulation regarding FPL's under-recovered fuel costs in 2022 and Note 1 – Storm Funds, Storm Reserves and Storm Cost Recovery), capital expenditures (see Note 15 – Commitments), investments in or acquisitions of assets and businesses (see Note 6), payment of maturing debt and related derivative obligations (see Note 13 and Note 3) and, from time to time, redemption or repurchase of outstanding debt or equity securities. It is anticipated that these requirements will be satisfied through a combination of cash flows from operations, short- and long-term borrowings, the issuance of short- and long-term debt and, from time to time, equity securities, proceeds from differential membership investors and sales of assets to NEP or third parties (see Note 1 – Disposal of Businesses/Assets and Sale of Noncontrolling Ownership Interests), consistent with NEE's and FPL's objective of maintaining, on a long-term basis, a capital structure that will support a strong investment grade credit rating. NEE, FPL and NEECH rely on access to credit and capital markets as significant sources of liquidity for capital requirements and other operations that are not satisfied by operating cash flows. The inability of NEE, FPL and NEECH to maintain their current credit ratings could affect their ability to raise short- and long-term capital, their cost of capital and the execution of their respective financing strategies, and could require the posting of additional collateral under certain agreements.

In October 2015, NEE authorized a program to purchase, from time to time, up to \$150 million of common units representing limited partner interests in NEP. Under the program, purchases may be made in amounts, at prices and at such times as NEE or its subsidiaries deem appropriate, all subject to market conditions and other considerations. The purchases may be made in the open market or in privately negotiated transactions. Any purchases will be made in such quantities, at such prices, in such manner and on such terms and conditions as determined by NEE or its subsidiaries in their discretion, based on factors such as market and business conditions, applicable legal requirements and other factors. The common unit purchase program does not require NEE to acquire any specific number of common units and may be modified or terminated by NEE at any time. The purpose of the program is not to cause NEP's common units to be delisted from the New York Stock Exchange or to cause the common units to be deregistered with the SEC. As of December 31, 2022, the dollar value of units that may yet be purchased by NEE under this program was \$114 million. At December 31, 2022, NEE owned a noncontrolling general partner interest in NEP and beneficially owned approximately 54.4% of NEP's voting power.

Cash Flows

NEE's sources and uses of cash for 2022, 2021 and 2020 were as follows:

	Years Ended December 31,		
	2022	2021	2020
	(millions)		
Sources of cash:			
Cash flows from operating activities	\$ 8,262	\$ 7,553	\$ 7,983
Issuances of long-term debt, including premiums and discounts	13,856	16,683	12,404
Proceeds from differential membership investors	4,158	2,779	3,522
Sale of independent power and other investments of NEER	1,564	2,761	1,012
Issuances of common stock/equity units – net	1,460	14	—
Net increase in commercial paper and other short-term debt	957	—	—
Payments from related parties under a cash sweep and credit support agreement – net	240	47	—
Proceeds from sale of noncontrolling interests	—	65	501
Other sources – net	89	40	83
Total sources of cash	<u>30,586</u>	<u>29,942</u>	<u>25,505</u>
Uses of cash:			
Capital expenditures, independent power and other investments and nuclear fuel purchases	(19,283)	(16,077)	(14,610)
Retirements of long-term debt	(4,525)	(9,594)	(6,103)
Net decrease in commercial paper and other short-term debt	—	(426)	(907)
Payments to related parties under a cash sweep and credit support agreement – net	—	—	(2)
Issuances of common stock/equity units – net	—	—	(92)
Dividends	(3,352)	(3,024)	(2,743)
Other uses – net	(1,294)	(1,052)	(590)
Total uses of cash	<u>(28,454)</u>	<u>(30,173)</u>	<u>(25,047)</u>
Effects of currency translation on cash, cash equivalents and restricted cash	(7)	1	(20)
Net increase (decrease) in cash, cash equivalents and restricted cash	<u>\$ 2,125</u>	<u>\$ (230)</u>	<u>\$ 438</u>

For significant financing activity that occurred in February 2023, see Note 13.

NEE's primary capital requirements are for expanding and enhancing FPL's electric system and generation facilities to continue to provide reliable service to meet customer electricity demands and for funding NEER's investments in independent power and other projects. See Note 15 – Commitments for estimated capital expenditures in 2023 through 2027.

The following table provides a summary of capital investments for 2022, 2021 and 2020.

	Years Ended December 31,		
	2022	2021	2020
	(millions)		
FPL:			
Generation:			
New	\$ 2,079	\$ 1,046	\$ 1,681
Existing	1,804	1,531	1,266
Transmission and distribution	4,553	4,495	3,536
Nuclear fuel	118	159	203
General and other	581	878	737
Other, primarily change in accrued property additions and exclusion of AFUDC – equity	50	(539)	256
Total	<u>9,185</u>	<u>7,570</u>	<u>7,679</u>
NEER:			
Wind	3,481	3,777	3,359
Solar (includes solar plus battery storage projects)	2,869	2,011	1,920
Other clean energy	827	332	168
Nuclear, including nuclear fuel	214	241	125
Natural gas pipelines	236	229	269
Other gas infrastructure	1,215	669	572
Rate-regulated transmission (2021 includes the acquisition of Gridliance, see Note 6 – Gridliance)	431	980	360
Other	372	124	120
Total	<u>9,645</u>	<u>8,363</u>	<u>6,893</u>
Corporate and Other	453	144	38
Total capital expenditures, independent power and other investments and nuclear fuel purchases	<u>\$ 19,283</u>	<u>\$ 16,077</u>	<u>\$ 14,610</u>

Liquidity

At December 31, 2022, NEE's total net available liquidity was approximately \$12.5 billion. The table below provides the components of FPL's and NEECH's net available liquidity at December 31, 2022.

	FPL	NEECH	Total	Maturity Date	
				FPL	NEECH
		(millions)			
Syndicated revolving credit facilities ^{(a)(b)}	\$ 3,798	\$ 6,257	\$ 10,055	2023 – 2027	2023 – 2027
Issued letters of credit	(3)	(1,035)	(1,038)		
	<u>3,795</u>	<u>5,222</u>	<u>9,017</u>		
Bilateral revolving credit facilities ^(c)	680	2,850	3,530	2023 – 2025	2023 – 2024
Borrowings	—	—	—		
	<u>680</u>	<u>2,850</u>	<u>3,530</u>		
Letter of credit facilities ^(d)	—	3,350	3,350		2023 – 2025
Issued letters of credit	—	(2,665)	(2,665)		
	<u>—</u>	<u>685</u>	<u>685</u>		
Bilateral revolving credit and letter of credit facilities ^(e)	—	1,000	1,000		2023
Borrowings	—	—	—		
Issued letters of credit	—	—	—		
	<u>—</u>	<u>1,000</u>	<u>1,000</u>		
Subtotal	4,475	9,757	14,232		
Cash and cash equivalents	25	1,575	1,600		
Commercial paper and other short-term borrowings outstanding	(1,909)	(1,168)	(3,077)		
Amounts due to related parties under the CSCS agreement (see Note 8)	—	(298)	(298)		
Net available liquidity	<u>\$ 2,591</u>	<u>\$ 9,866</u>	<u>\$ 12,457</u>		

- (a) Provide for the funding of loans up to the amount of the credit facility and the issuance of letters of credit up to \$2,525 million (\$650 million for FPL and \$1,875 million for NEECH). The entire amount of the credit facilities is available for general corporate purposes and to provide additional liquidity in the event of a loss to the companies' or their subsidiaries' operating facilities (including, in the case of FPL, a transmission and distribution property loss). FPL's syndicated revolving credit facilities are also available to support the purchase of \$1,334 million of pollution control, solid waste disposal and industrial development revenue bonds in the event they are tendered by individual bondholders and not remarketed prior to maturity as well as the repayment of approximately \$1,327 million of floating rate notes in the event an individual noteholder requires repayment at specified dates prior to maturity. Approximately \$3,130 million of FPL's and \$3,844 million of NEECH's syndicated revolving credit facilities expire in 2027, respectively.
- (b) In February 2023, FPL and NEECH updated the capacity and extended the maturity date for a portion of their syndicated credit facilities resulting in total capacity under their syndicated credit facilities of \$3,420 million and \$10,739 million, respectively, with maturity dates ranging from 2025 – 2028 and 2024 – 2028, respectively.
- (c) Only available for the funding of loans. In February 2023, NEECH reduced its capacity under bilateral revolving credit facilities to \$900 million.
- (d) Only available for the issuance of letters of credit.
- (e) Provide for the funding of loans and issuance of letters of credit up to an aggregate total of the amount of each credit facility.

Approximately 75 banks, located globally, participate in FPL's and NEECH's revolving credit facilities, with no one bank providing more than 5% of the combined revolving credit facilities. Pursuant to a 1998 guarantee agreement, NEE guarantees the payment of NEECH's debt obligations under its revolving credit facilities. In order for FPL or NEECH to borrow or to have letters of credit issued under the terms of their respective revolving credit facilities and, also for NEECH, its letter of credit facilities, FPL, in the case of FPL, and NEE, in the case of NEECH, are required, among other things, to maintain a ratio of funded debt to total capitalization that does not exceed a stated ratio. The FPL and NEECH revolving credit facilities also contain default and related acceleration provisions relating to, among other things, failure of FPL and NEE, as the case may be, to maintain the respective ratio of funded debt to total capitalization at or below the specified ratio. At December 31, 2022, each of NEE and FPL was in compliance with its required ratio.

Capital Support

Guarantees, Letters of Credit, Surety Bonds and Indemnifications (Guarantee Arrangements)

Certain subsidiaries of NEE issue guarantees and obtain letters of credit and surety bonds, as well as provide indemnities, to facilitate commercial transactions with third parties and financings. Substantially all of the guarantee arrangements are on behalf of NEE's consolidated subsidiaries, as discussed in more detail below. See Note 8 regarding guarantees of obligations on behalf of NEP subsidiaries. NEE is not required to recognize liabilities associated with guarantee arrangements issued on behalf of its consolidated subsidiaries unless it becomes probable that they will be required to perform. At December 31, 2022, NEE believes that there is no material exposure related to these guarantee arrangements.

NEE subsidiaries issue guarantees related to equity contribution agreements and engineering, procurement and construction agreements, associated with the development, construction and financing of certain power generation facilities and a natural gas pipeline project under construction, as well as a related natural gas transportation agreement. Commitments associated with these activities are included and/or disclosed in the contracts table in Note 15.

In addition, at December 31, 2022, NEE subsidiaries had approximately \$5.5 billion in guarantees related to obligations under PPAs, nuclear-related activities, payment obligations related to PTCs, support for NEER's retail electricity provider activities, as well as other types of contractual obligations (see Note 4 – Contingent Consideration and Note 15 – Commitments).

In some instances, subsidiaries of NEE elect to issue guarantees instead of posting other forms of collateral required under certain financing arrangements, as well as for other project-level cash management activities. At December 31, 2022, these guarantees totaled approximately \$636 million and support, among other things, cash management activities, including those related to debt service and operations and maintenance service agreements, as well as other specific project financing requirements.

Subsidiaries of NEE also issue guarantees to support customer supply and proprietary power and gas trading activities, including the buying and selling of wholesale energy commodities. At December 31, 2022, the estimated mark-to-market exposure (the total amount that these subsidiaries of NEE could be required to fund based on energy commodity market prices at December 31, 2022) plus contract settlement net payables, net of collateral posted for obligations under these guarantees totaled approximately \$3.4 billion.

At December 31, 2022, subsidiaries of NEE also had approximately \$5.4 billion of standby letters of credit and approximately \$1.1 billion of surety bonds to support certain of the commercial activities discussed above. FPL's and NEECH's credit facilities are available to support substantially all of the standby letters of credit.

In addition, as part of contract negotiations in the normal course of business, certain subsidiaries of NEE have agreed and in the future may agree to make payments to compensate or indemnify other parties, including those associated with asset divestitures, for possible unfavorable financial consequences resulting from specified events. The specified events may include, but are not limited to, an adverse judgment in a lawsuit, or the imposition of additional taxes due to a change in tax law or interpretations of the tax law. NEE is unable to estimate the maximum potential amount of future payments by its subsidiaries under some of these contracts because events that would obligate them to make payments have not yet occurred or, if any such event has occurred, they have not been notified of its occurrence.

NEECH, a 100% owned subsidiary of NEE, provides funding for, and holds ownership interests in, NEE's operating subsidiaries other than FPL. NEE has fully and unconditionally guaranteed certain payment obligations of NEECH, including most of its debt and all of its debentures registered pursuant to the Securities Act of 1933 and commercial paper issuances, as well as most of its payment guarantees and indemnifications, and NEECH has guaranteed certain debt and other obligations of subsidiaries within the NEER segment. Certain guarantee arrangements described above contain requirements for NEECH and FPL to maintain a specified credit rating. For a discussion of credit rating downgrade triggers, see Credit Ratings below.

NEE fully and unconditionally guarantees NEECH debentures pursuant to a guarantee agreement, dated as of June 1, 1999 (1999 guarantee) and NEECH junior subordinated debentures pursuant to an indenture, dated as of September 1, 2006 (2006 guarantee). The 1999 guarantee is an unsecured obligation of NEE and ranks equally and ratably with all other unsecured and unsubordinated indebtedness of NEE. The 2006 guarantee is unsecured and subordinate and junior in right of payment to NEE senior indebtedness (as defined therein). No payment on those junior subordinated debentures may be made under the 2006 guarantee until all NEE senior indebtedness has been paid in full in certain circumstances. NEE's and NEECH's ability to meet their financial obligations are primarily dependent on their subsidiaries' net income, cash flows and their ability to pay upstream dividends or to repay funds to NEE and NEECH. The dividend-paying ability of some of the subsidiaries is limited by contractual restrictions which are contained in outstanding financing agreements.

Summarized financial information of NEE and NEECH is as follows:

Year Ended December 31, 2022			
Issuer/ Guarantor Combined^(a)	NEECH Consolidated^(b)	NEE Consolidated^(b)	
(millions)			
Operating revenues	\$ (16)	\$ 3,848	\$ 20,956
Operating income (loss)	\$ (339)	\$ (978)	\$ 4,081
Net income (loss)	\$ 150	\$ (453)	\$ 3,246
Net income (loss) attributable to NEE/NEECH	\$ 150	\$ 448	\$ 4,147

December 31, 2022			
Issuer/ Guarantor Combined^(a)	NEECH Consolidated^(b)	NEE Consolidated^(b)	
(millions)			
Total current assets	\$ 376	\$ 8,087	\$ 13,490
Total noncurrent assets	\$ 2,861	\$ 64,766	\$ 145,445
Total current liabilities	\$ 5,922	\$ 18,840	\$ 26,695
Total noncurrent liabilities	\$ 29,223	\$ 44,724	\$ 82,804
Redeemable noncontrolling interests	\$ —	\$ 1,110	\$ 1,110
Noncontrolling interests	\$ —	\$ 9,097	\$ 9,097

(a) Excludes intercompany transactions, and investments in, and equity in earnings of, subsidiaries.

(b) Information has been prepared on the same basis of accounting as NEE's consolidated financial statements.

Shelf Registration

In March 2021, NEE, NEECH and FPL filed a shelf registration statement with the SEC for an unspecified amount of securities, which became effective upon filing. The amount of securities issuable by the companies is established from time to time by their respective boards of directors. Securities that may be issued under the registration statement include, depending on the registrant, senior debt securities, subordinated debt securities, junior subordinated debentures, first mortgage bonds, common stock, preferred stock, depositary shares, stock purchase contracts, stock purchase units, warrants and guarantees related to certain of those securities.

Credit Ratings

NEE's liquidity, ability to access credit and capital markets, cost of borrowings and collateral posting requirements under certain agreements is dependent on its and its subsidiaries credit ratings. At February 17, 2023, Moody's Investors Service, Inc. (Moody's), S&P Global Ratings (S&P) and Fitch Ratings, Inc. (Fitch) had assigned the following credit ratings to NEE, FPL and NEECH:

	Moody's ^(a)	S&P ^(a)	Fitch ^(a)
NEE: ^(b)			
Corporate credit rating	Baa1	A-	A-
FPL: ^(b)			
Corporate credit rating	A1	A	A
First mortgage bonds	Aa2	A+	AA-
Senior unsecured notes	A1	A	A+
Pollution control, solid waste disposal and industrial development revenue bonds ^(c)	VMIG-1/P-1	A-1	F1
Commercial paper	P-1	A-1	F1
NEECH: ^(b)			
Corporate credit rating	Baa1	A-	A-
Debentures	Baa1	BBB+	A-
Junior subordinated debentures	Baa2	BBB	BBB
Commercial paper	P-2	A-2	F2

(a) A security rating is not a recommendation to buy, sell or hold securities and should be evaluated independently of any other rating. The rating is subject to revision or withdrawal at any time by the assigning rating organization.

(b) The outlook indicated by each of Moody's, S&P and Fitch is stable.

(c) Short-term ratings are presented as substantially all bonds outstanding are currently paying a short-term interest rate. At FPL's election, a portion or all of the bonds may be adjusted to a long-term interest rate.

NEE and its subsidiaries have no credit rating downgrade triggers that would accelerate the maturity dates of outstanding debt. A change in ratings is not an event of default under applicable debt instruments, and while there are conditions to drawing on the credit facilities noted above, the maintenance of a specific minimum credit rating is not a condition to drawing on these credit facilities.

Commitment fees and interest rates on loans under these credit facilities' agreements are tied to credit ratings. A ratings downgrade also could reduce the accessibility and increase the cost of commercial paper and other short-term debt issuances and borrowings and additional or replacement credit facilities. In addition, a ratings downgrade could result in, among other things, the requirement that NEE subsidiaries post collateral under certain agreements and guarantee arrangements, including, but not limited to, those related to fuel procurement, power sales and purchases, nuclear decommissioning funding, debt-related reserves and trading activities. FPL's and NEECH's credit facilities are available to support these potential requirements.

Covenants

NEE's charter does not limit the dividends that may be paid on its common stock. As a practical matter, the ability of NEE to pay dividends on its common stock is dependent upon, among other things, dividends paid to it by its subsidiaries. For example, FPL pays dividends to NEE in a manner consistent with FPL's long-term targeted capital structure. However, the mortgage securing FPL's first mortgage bonds contains provisions which, under certain conditions, restrict the payment of dividends to NEE and the issuance of additional first mortgage bonds. Additionally, in some circumstances, the mortgage restricts the amount of retained earnings that FPL can use to pay cash dividends on its common stock. The restricted amount may change based on factors set out in the mortgage. Other than this restriction on the payment of common stock dividends, the mortgage does not restrict FPL's use of retained earnings. At December 31, 2022, no retained earnings were restricted by these provisions of the mortgage and, in light of FPL's current financial condition and level of earnings, management does not expect that planned financing activities or dividends would be affected by these limitations.

FPL may issue first mortgage bonds under its mortgage subject to its meeting an adjusted net earnings test set forth in the mortgage, which generally requires adjusted net earnings to be at least twice the annual interest requirements on, or at least 10% of the aggregate principal amount of, FPL's first mortgage bonds including those to be issued and any other non-junior FPL indebtedness. At December 31, 2022, coverage for the 12 months ended December 31, 2022 would have been approximately 9.4 times the annual interest requirements and approximately 3.9 times the aggregate principal requirements. New first mortgage bonds are also limited to an amount equal to the sum of 60% of unfunded property additions after adjustments to offset property retirements, the amount of retired first mortgage bonds or qualified lien bonds and the amount of cash on deposit with the mortgage trustee. At December 31, 2022, FPL could have issued in excess of \$33.6 billion of additional first mortgage bonds based on the unfunded property additions and retired first mortgage bonds. At December 31, 2022, no cash was deposited with the mortgage trustee for these purposes.

In September 2006, NEE and NEECH executed a Replacement Capital Covenant (as amended, September 2006 RCC) in connection with NEECH's offering of \$350 million principal amount of Series B Enhanced Junior Subordinated Debentures due 2066 (Series B junior subordinated debentures). The September 2006 RCC is for the benefit of persons that buy, hold or sell a specified series of long-term indebtedness (covered debt) of NEECH (other than the Series B junior subordinated debentures) or, in certain cases, of NEE. NEECH's 3.50% Debentures, Series due April 1, 2029 have been designated as the covered debt under the September 2006 RCC. The September 2006 RCC provides that NEECH may redeem, and NEE or NEECH may purchase, any Series B junior subordinated debentures on or before October 1, 2036, only to the extent that the redemption or purchase price does not exceed a specified amount of proceeds from the sale of qualifying securities, subject to certain limitations described in the September 2006 RCC. Qualifying securities are securities that have equity-like characteristics that are the same as, or more equity-like than, the Series B junior subordinated debentures at the time of redemption or purchase, which are sold within 365 days prior to the date of the redemption or repurchase of the Series B junior subordinated debentures.

In June 2007, NEE and NEECH executed a Replacement Capital Covenant (as amended, June 2007 RCC) in connection with NEECH's offering of \$400 million principal amount of its Series C Junior Subordinated Debentures due 2067 (Series C junior subordinated debentures). The June 2007 RCC is for the benefit of persons that buy, hold or sell a specified series of covered debt of NEECH (other than the Series C junior subordinated debentures) or, in certain cases, of NEE. NEECH's 3.50% Debentures, Series due April 1, 2029 have been designated as the covered debt under the June 2007 RCC. The June 2007 RCC provides that NEECH may redeem or purchase, or satisfy, discharge or defease (collectively, defease), and NEE and any majority-owned subsidiary of NEE or NEECH may purchase, any Series C junior subordinated debentures on or before June 15, 2037, only to the extent that the principal amount defeased or the applicable redemption or purchase price does not exceed a specified amount raised from the issuance, during the 365 days prior to the date of that redemption, purchase or defeasance, of qualifying securities that have equity-like characteristics that are the same as, or more equity-like than, the applicable characteristics of the Series C junior subordinated debentures at the time of redemption, purchase or defeasance, subject to certain limitations described in the June 2007 RCC.

New Accounting Rules and Interpretations

Reference Rate Reform – In March 2020, the Financial Accounting Standards Board issued an accounting standards update which provides certain options to apply accounting guidance on contract modifications and hedge accounting as companies transition from the London Inter-Bank Offered Rate and other interbank offered rates to alternative reference rates. See Note 1 – Reference Rate Reform.

CRITICAL ACCOUNTING POLICIES AND ESTIMATES

NEE's significant accounting policies are described in Note 1 to the consolidated financial statements, which were prepared under GAAP. Critical accounting policies are those that NEE believes are both most important to the portrayal of its financial condition and results of operations, and require complex, subjective judgments, often as a result of the need to make estimates and assumptions about the effect of matters that are inherently uncertain. Judgments and uncertainties affecting the application of those policies may result in materially different amounts being reported under different conditions or using different assumptions.

NEE considers the following policies to be the most critical in understanding the judgments that are involved in preparing its consolidated financial statements:

Accounting for Derivatives and Hedging Activities

NEE uses derivative instruments (primarily swaps, options, futures and forwards) to manage the physical and financial risks inherent in the purchase and sale of fuel and electricity, as well as interest rate and foreign currency exchange rate risk associated primarily with outstanding and expected future debt issuances and borrowings. In addition, NEE, through NEER, uses derivatives to optimize the value of its power generation and gas infrastructure assets and engages in power and fuel marketing and trading activities to take advantage of expected future favorable price movements.

Nature of Accounting Estimates

Accounting pronouncements require the use of fair value accounting if certain conditions are met, which may require significant judgment to measure the fair value of assets and liabilities. This applies not only to traditional financial derivative instruments, but to any contract having the accounting characteristics of a derivative. As a result, significant judgment must be used in applying derivatives accounting guidance to contracts. In the event changes in interpretation occur, it is possible that contracts that currently are excluded from derivatives accounting rules would have to be recorded on the balance sheet at fair value, with changes in the fair value recorded in the statement of income.

Assumptions and Accounting Approach

Derivative instruments, when required to be marked to market, are recorded on the balance sheet at fair value using a combination of market and income approaches. Fair values for some of the longer-term contracts where liquid markets are not available are derived through the use of industry-standard valuation techniques, such as internally developed models which estimate the fair value of a contract by calculating the present value of the difference between the contract price and the forward prices. Forward prices represent the price at which a buyer or seller could contract today to purchase or sell a commodity at a future date. The near-term forward market for electricity is generally liquid and therefore the prices in the early years of the forward curves reflect observable market quotes. However, in the later years, the market is much less liquid and forward price curves must be developed using factors including the forward prices for the commodities used as fuel to generate electricity, the expected system heat rate (which measures the efficiency of power plants in converting fuel to electricity) in the region where the purchase or sale takes place, and a fundamental forecast of expected spot prices based on modeled supply and demand in the region. NEE estimates the fair value of interest rate and foreign currency derivatives using an income approach based on a discounted cash flows valuation technique utilizing the net amount of estimated future cash inflows and outflows related to the derivative agreements. The assumptions in these models are critical since any changes therein could have a significant impact on the fair value of the derivative.

At FPL, substantially all changes in the fair value of energy derivative transactions are deferred as a regulatory asset or liability until the contracts are settled, and, upon settlement, any gains or losses are passed through the fuel clause. See Note 3.

In NEE's non-rate regulated operations, predominantly NextEra Energy Resources, essentially all changes in the derivatives' fair value for power purchases and sales, fuel sales and trading activities are recognized on a net basis in operating revenues and the equity method investees' related activity is recognized in equity in earnings of equity method investees in NEE's consolidated statements of income.

For interest rate and foreign currency derivative instruments, all changes in the derivatives' fair value are recognized in interest expense and the equity method investees' related activity is recognized in equity in earnings of equity method investees in NEE's consolidated statements of income. NEE estimates the fair value of these derivatives using an income approach based on a discounted cash flows valuation technique utilizing observable inputs.

Certain derivative transactions at NEER are entered into as economic hedges but the transactions do not meet the requirements for hedge accounting, hedge accounting treatment is not elected or hedge accounting has been discontinued. Changes in the fair value of those transactions are marked to market and reported in the consolidated statements of income, resulting in earnings volatility. These changes in fair value are reflected in the non-qualifying hedge category in computing adjusted earnings and could be significant to NEER's results because the economic offset to the positions are not marked to market. As a consequence, NEE's net income reflects only the movement in one part of economically-linked transactions. For example, a gain (loss) in the non-qualifying hedge category for certain energy derivatives is offset by decreases (increases) in the fair value of related physical asset positions in the portfolio or contracts, which are not marked to market under GAAP. For this reason, NEE's management views results expressed excluding the unrealized mark-to-market impact of the non-qualifying hedges as a meaningful measure of current period performance. For additional information regarding derivative instruments, see Note 3, Overview and Energy Marketing and Trading and Market Risk Sensitivity.

Accounting for Pension Benefits

NEE sponsors a qualified noncontributory defined benefit pension plan for substantially all employees of NEE and its subsidiaries. Management believes that, based on actuarial assumptions and the well-funded status of the pension plan, NEE will not be required to make any cash contributions to the qualified pension plan in the near future. The qualified pension plan has a fully funded trust dedicated to providing benefits under the plan. NEE allocates net periodic income associated with the pension plan to its subsidiaries annually using specific criteria.

Nature of Accounting Estimates

For the pension plan, the benefit obligation is the actuarial present value, as of the December 31 measurement date, of all benefits attributed by the pension benefit formula to employee service rendered to that date. The amount of benefit to be paid depends on a number of future events incorporated into the pension benefit formula, including an estimate of the average remaining life of employees/survivors as well as the average years of service rendered. The projected benefit obligation is measured based on assumptions concerning future interest rates and future employee compensation levels. NEE derives pension income from actuarial calculations based on the plan's provisions and various management assumptions including discount rate, rate of increase in compensation levels and expected long-term rate of return on plan assets.

Assumptions and Accounting Approach

Accounting guidance requires recognition of the funded status of the pension plan in the balance sheet, with changes in the funded status recognized in other comprehensive income within shareholders' equity in the year in which the changes occur.

Since NEE is the plan sponsor, and its subsidiaries do not have separate rights to the plan assets or direct obligations to their employees, this accounting guidance is reflected at NEE and not allocated to the subsidiaries. The portion of previously unrecognized actuarial gains and losses and prior service costs or credits that are estimated to be allocable to FPL as net periodic (income) cost in future periods and that otherwise would be recorded in accumulated other comprehensive income are classified as regulatory assets and liabilities at NEE in accordance with regulatory treatment.

Net periodic pension income is calculated using a number of actuarial assumptions. Those assumptions for the years ended December 31, 2022, 2021 and 2020 include:

	2022	2021	2020
Discount rate	2.87 %	2.53 %	3.22 %
Salary increase	4.90 %	4.40 %	4.40 %
Expected long-term rate of return, net of investment management fees	7.35 %	7.35 %	7.35 %
Weighted-average interest crediting rate	3.79 %	3.82 %	3.83 %

In developing these assumptions, NEE evaluated input, including other qualitative and quantitative factors, from its actuaries and consultants, as well as information available in the marketplace. Discount rates are established using the full yield curve approach. In addition, for the expected long-term rate of return on pension plan assets, NEE considered different models, capital market return assumptions and historical returns for a portfolio with an equity/bond asset mix similar to its pension fund, as well as its pension fund's historical compounded returns. NEE believes that 7.35% has been a reasonable long-term rate of return, net of investment management fees, on its pension plan assets. NEE will continue to evaluate all of its actuarial assumptions, including its expected rate of return, at least annually, and will adjust them as appropriate.

NEE utilizes in its determination of pension income a market-related valuation of plan assets. This market-related valuation reduces year-to-year volatility and recognizes investment gains or losses over a five-year period following the year in which they occur. Investment gains or losses for this purpose are the difference between the expected return calculated using the market-related value of plan assets and the actual return realized on those plan assets. Since the market-related value of plan assets recognizes gains or losses over a five-year period, the future value of plan assets will be affected as previously deferred gains or losses are recognized. Such gains and losses together with other differences between actual results and the estimates used in the actuarial valuations are deferred and recognized in determining pension income only to the extent they exceed 10% of the greater of projected benefit obligations or the market-related value of plan assets.

The following table illustrates the effect on net periodic pension income of changing the critical actuarial assumptions discussed above, while holding all other assumptions constant:

	Change in Assumption	Increase (Decrease) in 2022 Net Periodic Pension Income	
		NEE	FPL
(millions)			
Expected long-term rate of return	0.5%	\$ 25	\$ 17
Discount rate	0.5%	\$ (4)	\$ (3)
Salary increase	0.5%	\$ (3)	\$ (2)

NEE also utilizes actuarial assumptions about mortality to help estimate obligations of the pension plan. NEE has adopted the latest revised mortality tables and mortality improvement scales released by the Society of Actuaries, which did not have a material impact on the pension plan's obligation.

See Note 12.

Carrying Value of Long-Lived Assets

NEE evaluates long-lived assets for impairment when events or changes in circumstances indicate that the carrying amount may not be recoverable.

Nature of Accounting Estimates

The amount of future net cash flows, the timing of the cash flows and the determination of an appropriate interest rate all involve estimates and judgments about future events. In particular, the aggregate amount of cash flows determines whether an impairment exists, and the timing of the cash flows is critical in determining fair value. Because each assessment is based on the facts and circumstances associated with each long-lived asset, the effects of changes in assumptions cannot be generalized.

Assumptions and Accounting Approach

An impairment loss is required to be recognized if the carrying value of the asset exceeds the undiscounted future net cash flows associated with that asset. The impairment loss to be recognized is the amount by which the carrying value of the long-lived asset exceeds the asset's fair value. In most instances, the fair value is determined by discounting estimated future cash flows using an appropriate interest rate.

Carrying Value of Equity Method Investments

NEE evaluates its equity method investments for impairment when events or changes in circumstances indicate that the fair value of the investment is less than the carrying value and the investment may be other-than-temporarily impaired.

Nature of Accounting Estimates

Indicators of a potential impairment include, but are not limited to, a series of operating losses of an investee, the absence of an ability to recover the carrying amount of the investment, the inability of the investee to sustain an earnings capacity and a current fair value of an investment that may be less than its carrying value. If indicators of impairment exist, an estimate of the investment's fair value will be calculated. Approaches for estimating fair value include, among others, an income approach using a probability-weighted discounted cash flows model and a market approach using an earnings before interest, taxes, depreciation and amortization (EBITDA) multiple model. The probability assigned to each scenario as well as the cash flows and EBITDA multiple identified are critical in determining fair value.

Assumptions and Accounting Approach

An impairment loss is required to be recognized if the impairment is deemed to be other than temporary. Assessment of whether an investment is other-than-temporarily impaired involves, among other factors, consideration of the length of time that the fair value is below the carrying value, current expected performance relative to the expected performance when the investment was initially made, performance relative to peers, industry performance relative to the economy, credit rating, regulatory actions and legal and permitting challenges. If management is unable to reasonably assert that an impairment is temporary or believes that there will not be full recovery of the carrying value of its investment, then the impairment is considered to be other than temporary. Investments that are other-than-temporarily impaired are written down to their estimated fair value and cannot subsequently be written back up for increases in estimated fair value. Impairment losses are recorded in equity in earnings (losses) of equity method investees in NEE's consolidated statements of income. See Note 4 – Nonrecurring Fair Value Measurements.

Decommissioning and Dismantlement

NEE accounts for asset retirement obligations and conditional asset retirement obligations (collectively, AROs) under accounting guidance that requires a liability for the fair value of an ARO to be recognized in the period in which it is incurred if it can be reasonably estimated, with the offsetting associated asset retirement costs capitalized as part of the carrying amount of the long-lived assets. NEE's AROs relate primarily to decommissioning obligations of FPL's and NEER's nuclear units and to obligations for the dismantlement of certain of NEER's wind and solar facilities.

Nature of Accounting Estimates

The calculation of the future cost of retiring long-lived assets, including nuclear decommissioning and plant dismantlement costs, involves estimating the amount and timing of future expenditures and making judgments concerning whether or not such costs are considered a legal obligation. Estimating the amount and timing of future expenditures includes, among other things, making projections of when assets will be retired and ultimately decommissioned and how costs will escalate with inflation. In addition, NEE also makes interest rate and rate of return projections on its investments in determining recommended funding requirements for nuclear decommissioning costs. Periodically, NEE is required to update these estimates and projections which can affect the annual expense amounts recognized, the liabilities recorded and the annual funding requirements for nuclear decommissioning costs. For example, an increase of 0.25% in the assumed escalation rates for nuclear decommissioning costs would increase NEE's AROs at December 31, 2022 by approximately \$284 million.

Assumptions and Accounting Approach

FPL – For ratemaking purposes, FPL accrues and funds for nuclear plant decommissioning costs over the expected service life of each unit based on studies that are approved by the FPSC. The most recent studies, filed in 2020, reflect, among other things, the expiration dates of the operating licenses for FPL's nuclear units at the time of the studies. FPL's portion of the future cost of decommissioning its four nuclear units, including spent fuel storage above what is expected to be refunded by the DOE under a spent fuel settlement agreement, is estimated to be approximately \$9.6 billion, or \$2.5 billion expressed in 2022 dollars. The ultimate costs of decommissioning reflect the applications submitted to the NRC for the extension of Turkey Point Units Nos. 3 and 4 and St. Lucie Units Nos. 1 and 2 licenses for an additional 20 years.

FPL accrues the cost of dismantling its other generation plants over the expected service life of each unit based on studies filed with the FPSC. Unlike nuclear decommissioning, dismantlement costs are not funded. The most recent studies became effective January 1, 2022. At December 31, 2022, FPL's portion of the ultimate cost to dismantle its other generation units is approximately \$2.4 billion, or \$1.2 billion expressed in 2022 dollars. The majority of the dismantlement costs are not reported as AROs. FPL accrues for interim removal costs over the life of the related assets based on depreciation studies approved by the FPSC. Any differences between the amount of the ARO and the amount recorded for ratemaking purposes are reported as a regulatory asset or liability in accordance with regulatory accounting.

The components of FPL's decommissioning of nuclear plants, dismantlement of plants and other accrued asset removal costs are as follows:

	Nuclear Decommissioning		Other Generation Plant Dismantlement		Interim Removal Costs and Other		Total	
	December 31,		December 31,		December 31,		December 31,	
	2022	2021	2022	2021	2022	2021	2022	2021
	(millions)							
AROs ^(a)	\$ 1,807	\$ 1,736	\$ 362	\$ 364	\$ 7	\$ 7	\$ 2,176	\$ 2,107
Less capitalized ARO asset net of accumulated depreciation	61	63	40	56	1	1	102	120
Accrued asset removal costs ^(b)	406	447	179	198	(494)	(156)	91	489
Asset retirement obligation regulatory expense difference ^(c)	3,515	4,399	(212)	(218)	(18)	(9)	3,285	4,172
Accrued decommissioning, dismantlement and other accrued asset removal costs ^(d)	\$ 5,667	\$ 6,519	\$ 289	\$ 288	\$ (506)	\$ (159)	\$ 5,450	\$ 6,648

(a) See Note 11.

(b) Included in noncurrent regulatory liabilities on NEE's and FPL's consolidated balance sheets, except for \$532 million and \$263 million which are related to interim removal costs and are included in noncurrent regulatory assets as of December 31, 2022 and 2021, respectively. See Note 1 – Rate Regulation.

(c) Included in noncurrent regulatory liabilities on NEE's and FPL's consolidated balance sheets, except for \$38 million and \$118 million which are related to other generation plant dismantlement and are included in noncurrent regulatory assets as of December 31, 2022 and 2021, respectively.

(d) Represents total amount accrued for ratemaking purposes.

NEER – NEER records liabilities for the present value of its expected nuclear plant decommissioning costs which are determined using various internal and external data and applying a probability percentage to a variety of scenarios regarding the life of the plant and timing of decommissioning. The liabilities are being accreted using the interest method through the date decommissioning activities are expected to be complete. At December 31, 2022 and 2021, the AROs for decommissioning of NEER's nuclear plants approximated \$604 million and \$599 million, respectively. NEER's portion of the ultimate cost of decommissioning its nuclear plants, including costs associated with spent fuel storage above what is expected to be refunded by the DOE under a spent fuel settlement agreement, is estimated to be approximately \$9.5 billion, or \$2.0 billion expressed in 2022 dollars.

See Note 1 – Asset Retirement Obligations and – Decommissioning of Nuclear Plants, Dismantlement of Plants and Other Accrued Asset Removal Costs and Note 11.

Regulatory Accounting

Certain of NEE's businesses are subject to rate regulation which results in the recording of regulatory assets and liabilities. See Note 1 – Rate Regulation for details regarding NEE's regulatory assets and liabilities.

Nature of Accounting Estimates

Regulatory assets and liabilities represent probable future revenues that will be recovered from or refunded to customers through the ratemaking process. Regulatory assets and liabilities are included in rate base or otherwise earn (pay) a return on investment during the recovery period.

Assumptions and Accounting Approach

Accounting guidance allows regulators to create assets and impose liabilities that would not be recorded by non-rate regulated entities. If NEE's rate-regulated entities, primarily FPL, were no longer subject to cost-based rate regulation, the existing regulatory assets and liabilities would be written off unless regulators specify an alternative means of recovery or refund. In addition, the regulators, including the FPSC for FPL, have the authority to disallow recovery of costs that they consider excessive or imprudently incurred. Such costs may include, among others, fuel and O&M expenses, the cost of replacing power lost when generation facilities are unavailable, storm restoration costs and costs associated with the construction or acquisition of new facilities. The continued applicability of regulatory accounting is assessed at each reporting period.

ENERGY MARKETING AND TRADING AND MARKET RISK SENSITIVITY

NEE and FPL are exposed to risks associated with adverse changes in commodity prices, interest rates and equity prices. Financial instruments and positions affecting the financial statements of NEE and FPL described below are held primarily for purposes other than trading. Market risk is measured as the potential loss in fair value resulting from hypothetical reasonably possible changes in commodity prices, interest rates or equity prices over the next year. Management has established risk management policies to monitor and manage such market risks, as well as credit risks.

Commodity Price Risk

NEE and FPL use derivative instruments (primarily swaps, options, futures and forwards) to manage the physical and financial risks inherent in the purchase and sale of fuel and electricity. In addition, NEE, through NEER, uses derivatives to optimize the value of its power generation and gas infrastructure assets and engages in power and fuel marketing and trading activities to take advantage of expected future favorable price movements. See Critical Accounting Policies and Estimates – Accounting for Derivatives and Hedging Activities and Note 3.

During 2021 and 2022, the changes in the fair value of NEE's consolidated subsidiaries' energy contract derivative instruments were as follows:

	Hedges on Owned Assets			NEE Total
	Trading	Non- Qualifying	FPL Cost Recovery Clauses	
	(millions)			
Fair value of contracts outstanding at December 31, 2020	\$ 706	\$ 996	\$ —	\$ 1,702
Reclassification to realized at settlement of contracts	179	293	(7)	465
Value of contracts acquired	80	9	—	89
Net option premium purchases (issuances)	23	11	—	34
Changes in fair value excluding reclassification to realized	(10)	(2,701)	8	(2,703)
Fair value of contracts outstanding at December 31, 2021	978	(1,392)	1	(413)
Reclassification to realized at settlement of contracts	(355)	1,094	(197)	542
Value of contracts acquired	16	54	—	70
Net option premium purchases (issuances)	146	12	—	158
Changes in fair value excluding reclassification to realized	392	(3,689)	212	(3,085)
Fair value of contracts outstanding at December 31, 2022	1,177	(3,921)	16	(2,728)
Net margin cash collateral paid (received)				980
Total mark-to-market energy contract net assets (liabilities) at December 31, 2022	\$ 1,177	\$ (3,921)	\$ 16	\$ (1,748)

NEE's total mark-to-market energy contract net assets (liabilities) at December 31, 2022 shown above are included on the consolidated balance sheets as follows:

	December 31, 2022
	(millions)
Current derivative assets	\$ 1,413
Noncurrent derivative assets	1,582
Current derivative liabilities	(2,014)
Noncurrent derivative liabilities	(2,729)
NEE's total mark-to-market energy contract net liabilities	\$ (1,748)

The sources of fair value estimates and maturity of energy contract derivative instruments at December 31, 2022 were as follows:

	Maturity						Total
	2023	2024	2025	2026	2027	Thereafter	
	(millions)						
Trading:							
Quoted prices in active markets for identical assets	\$ (463)	\$ (435)	\$ (342)	\$ (163)	\$ (109)	\$ 38	\$(1,474)
Significant other observable inputs	885	769	583	360	248	236	3,081
Significant unobservable inputs	(154)	(132)	(34)	(23)	(21)	(66)	(430)
Total	268	202	207	174	118	208	1,177
Owned Assets – Non-Qualifying:							
Quoted prices in active markets for identical assets	(57)	(74)	(86)	(61)	(25)	(36)	(339)
Significant other observable inputs	(897)	(712)	(482)	(350)	(273)	(435)	(3,149)
Significant unobservable inputs	97	(18)	(11)	(10)	(12)	(479)	(433)
Total	(857)	(804)	(579)	(421)	(310)	(950)	(3,921)
Owned Assets – FPL Cost Recovery Clauses:							
Quoted prices in active markets for identical assets	—	—	—	—	—	—	—
Significant other observable inputs	2	—	2	2	1	—	7
Significant unobservable inputs	7	2	—	—	—	—	9
Total	9	2	2	2	1	—	16
Total sources of fair value	\$ (580)	\$ (600)	\$ (370)	\$ (245)	\$ (191)	\$ (742)	\$(2,728)

With respect to commodities, NEE's Exposure Management Committee (EMC), which is comprised of certain members of senior management, and NEE's chief executive officer are responsible for the overall approval of market risk management policies and the delegation of approval and authorization levels. The EMC and NEE's chief executive officer receive periodic updates on market positions and related exposures, credit exposures and overall risk management activities.

NEE uses a value-at-risk (VaR) model to measure commodity price market risk in its trading and mark-to-market portfolios. The VaR is the estimated loss of market value based on a one-day holding period at a 95% confidence level using historical simulation methodology. The VaR figures are as follows:

	Trading ^(a)			Non-Qualifying Hedges and Hedges in FPL Cost Recovery Clauses ^(b)			Total		
	FPL	NEER	NEE	FPL	NEER	NEE	FPL	NEER	NEE
	(millions)								
December 31, 2021	\$ —	\$ 17	\$ 17	\$ 1	\$ 148	\$ 148	\$ 1	\$ 149	\$ 149
December 31, 2022	\$ —	\$ 41	\$ 41	\$ 3	\$ 148	\$ 145	\$ 3	\$ 125	\$ 120
Average for the year ended December 31, 2022	\$ —	\$ 26	\$ 26	\$ 9	\$ 268	\$ 269	\$ 9	\$ 248	\$ 249

(a) The VaR figures for the trading portfolio include positions that are marked to market. Taking into consideration offsetting unmarked non-derivative positions, such as physical inventory, the trading VaR figures were approximately \$18 million and \$9 million at December 31, 2022 and 2021, respectively.

(b) Non-qualifying hedges are employed to reduce the market risk exposure to physical assets or contracts which are not marked to market. The VaR figures for the non-qualifying hedges and hedges in FPL cost recovery clauses category do not represent the economic exposure to commodity price movements.

Interest Rate Risk

NEE's and FPL's financial results are exposed to risk resulting from changes in interest rates as a result of their respective outstanding and expected future issuances of debt, investments in special use funds and other investments. NEE and FPL manage their respective interest rate exposure by monitoring current interest rates, entering into interest rate contracts and using a combination of fixed rate and variable rate debt. Interest rate contracts are used to mitigate and adjust interest rate exposure when deemed appropriate based upon market conditions or when required by financing agreements.

The following are estimates of the fair value of NEE's and FPL's financial instruments that are exposed to interest rate risk:

	December 31, 2022		December 31, 2021	
	Carrying Amount	Estimated Fair Value ^(a)	Carrying Amount	Estimated Fair Value ^(a)
	(millions)			
NEE:				
Fixed income securities:				
Special use funds	\$ 2,061	\$ 2,061	\$ 2,505	\$ 2,505
Other investments, primarily debt securities	\$ 756	\$ 756	\$ 311	\$ 311
Long-term debt, including current portion	\$ 61,889	\$ 57,892	\$ 52,745	\$ 57,290
Interest rate contracts – net unrealized gains (losses)	\$ 392	\$ 392	\$ (633)	\$ (633)
FPL:				
Fixed income securities:				
Special use funds	\$ 1,572	\$ 1,572	\$ 1,934	\$ 1,934
Other investments – debt securities	\$ 114	\$ 114	\$ —	\$ —
Long-term debt, including current portion	\$ 21,002	\$ 19,364	\$ 18,510	\$ 21,379

(a) See Notes 3 and 4.

The special use funds of NEE and FPL consist of restricted funds set aside to cover the cost of storm damage for FPL and for the decommissioning of NEE's and FPL's nuclear power plants. See Note 1 – Storm Funds, Storm Reserves and Storm Cost Recovery. A portion of these funds is invested in fixed income debt securities primarily carried at estimated fair value. At FPL, changes in fair value, including any credit losses, result in a corresponding adjustment to the related regulatory asset or liability accounts based on current regulatory treatment. The changes in fair value for NEE's non-rate regulated operations result in a corresponding adjustment to other comprehensive income, except for credit losses and unrealized losses on available for sale securities intended or required to be sold prior to recovery of the amortized cost basis, which are reported in current period earnings. Because the funds set aside by FPL for storm damage could be needed at any time, the related investments are generally more liquid and, therefore, are less sensitive to changes in interest rates. The nuclear decommissioning funds, in contrast, are generally invested in longer-term securities.

At December 31, 2022, NEE had interest rate contracts with a notional amount of approximately \$19.7 billion to manage exposure to the variability of cash flows primarily associated with expected future and outstanding debt issuances at NEECH and NEER. See Note 3.

Based upon a hypothetical 10% decrease in interest rates, the fair value of NEE's net liabilities would increase by approximately \$2,041 million (\$777 million for FPL) at December 31, 2022.

Equity Price Risk

NEE and FPL are exposed to risk resulting from changes in prices for equity securities. For example, NEE's nuclear decommissioning reserve funds include marketable equity securities carried at their market value of approximately \$4,437 million and \$5,511 million (\$2,905 million and \$3,552 million for FPL) at December 31, 2022 and 2021, respectively. NEE's and FPL's investment strategy for equity securities in their nuclear decommissioning reserve funds emphasizes marketable securities which are broadly diversified. At December 31, 2022, a hypothetical 10% decrease in the prices quoted on stock exchanges would result in an approximately \$427 million (\$280 million for FPL) reduction in fair value. For FPL, a corresponding adjustment would be made to the related regulatory asset or liability accounts based on current regulatory treatment, and for NEE's non-rate regulated operations, a corresponding amount would be recorded in change in unrealized gains (losses) on equity securities held in NEER's nuclear decommissioning funds – net in NEE's consolidated statements of income.

Credit Risk

NEE and its subsidiaries, including FPL, are also exposed to credit risk through their energy marketing and trading operations. Credit risk is the risk that a financial loss will be incurred if a counterparty to a transaction does not fulfill its financial obligation. NEE manages counterparty credit risk for its subsidiaries with energy marketing and trading operations through established policies, including counterparty credit limits, and in some cases credit enhancements, such as cash prepayments, letters of credit, cash and other collateral and guarantees.

Credit risk is also managed through the use of master netting agreements. NEE's credit department monitors current and forward credit exposure to counterparties and their affiliates, both on an individual and an aggregate basis. For all derivative and contractual transactions, NEE's energy marketing and trading operations, which include FPL's energy marketing and trading division, are exposed to losses in the event of nonperformance by counterparties to these transactions. Some relevant considerations when assessing NEE's energy marketing and trading operations' credit risk exposure include the following:

- Operations are primarily concentrated in the energy industry.
- Trade receivables and other financial instruments are predominately with energy, utility and financial services related companies, as well as municipalities, cooperatives and other trading companies in the U.S.
- Overall credit risk is managed through established credit policies and is overseen by the EMC.
- Prospective and existing customers are reviewed for creditworthiness based upon established standards, with customers not meeting minimum standards providing various credit enhancements or secured payment terms, such as letters of credit or the posting of margin cash collateral.
- Master netting agreements are used to offset cash and noncash gains and losses arising from derivative instruments with the same counterparty. NEE's policy is to have master netting agreements in place with significant counterparties.

Based on NEE's policies and risk exposures related to credit, NEE and FPL do not anticipate a material adverse effect on their financial statements as a result of counterparty nonperformance. At December 31, 2022, NEE's credit risk exposure associated with its energy marketing and trading counterparties, taking into account collateral and contractual netting rights, totaled approximately \$3.6 billion (\$95 million for FPL), of which approximately 84% (100% for FPL) was with companies that have investment grade credit ratings. See Notes 1 – Credit Losses and 3.

Item 7A. Quantitative and Qualitative Disclosures About Market Risk

See Management's Discussion – Energy Marketing and Trading and Market Risk Sensitivity.

Item 8. Financial Statements and Supplementary Data

MANAGEMENT'S REPORT ON INTERNAL CONTROL OVER FINANCIAL REPORTING

NextEra Energy, Inc.'s (NEE) and Florida Power & Light Company's (FPL) management are responsible for establishing and maintaining adequate internal control over financial reporting as defined in the Securities Exchange Act of 1934 Rules 13a-15(f) and 15d-15(f). The consolidated financial statements, which in part are based on informed judgments and estimates made by management, have been prepared in conformity with generally accepted accounting principles applied on a consistent basis.

To aid in carrying out this responsibility, we, along with all other members of management, maintain a system of internal accounting control which is established after weighing the cost of such controls against the benefits derived. In the opinion of management, the overall system of internal accounting control provides reasonable assurance that the assets of NEE and FPL and their subsidiaries are safeguarded and that transactions are executed in accordance with management's authorization and are properly recorded for the preparation of financial statements. In addition, management believes the overall system of internal accounting control provides reasonable assurance that material errors or irregularities would be prevented or detected on a timely basis by employees in the normal course of their duties. Any system of internal accounting control, no matter how well designed, has inherent limitations, including the possibility that controls can be circumvented or overridden and misstatements due to error or fraud may occur and not be detected. Also, because of changes in conditions, internal control effectiveness may vary over time. Accordingly, even an effective system of internal control will provide only reasonable assurance with respect to financial statement preparation and reporting.

The system of internal accounting control is supported by written policies and guidelines, the selection and training of qualified employees, an organizational structure that provides an appropriate division of responsibility and a program of internal auditing. NEE's written policies include a Code of Business Conduct & Ethics that states management's policy on conflicts of interest and ethical conduct. Compliance with the Code of Business Conduct & Ethics is confirmed annually by key personnel.

The Board of Directors pursues its oversight responsibility for financial reporting and accounting through its Audit Committee. This Committee, which is comprised entirely of independent directors, meets regularly with management, the internal auditors and the independent auditors to make inquiries as to the manner in which the responsibilities of each are being discharged. The independent auditors and the internal audit staff have free access to the Committee without management present to discuss auditing, internal accounting control and financial reporting matters.

Management assessed the effectiveness of NEE's and FPL's internal control over financial reporting as of December 31, 2022, using the criteria set forth by the Committee of Sponsoring Organizations of the Treadway Commission in the *Internal Control – Integrated Framework (2013)*. Based on this assessment, management believes that NEE's and FPL's internal control over financial reporting was effective as of December 31, 2022.

NEE's and FPL's independent registered public accounting firm, Deloitte & Touche LLP, is engaged to express an opinion on NEE's and FPL's consolidated financial statements and an opinion on NEE's and FPL's internal control over financial reporting. Their reports are based on procedures believed by them to provide a reasonable basis to support such opinions. These reports appear on the following pages.

JOHN W. KETCHUM

John W. Ketchum
Chairman, President and Chief Executive Officer of NEE and
Chairman of FPL

TERRELL KIRK CREWS II

Terrell Kirk Crews II
Executive Vice President, Finance and Chief Financial Officer
of NEE and FPL

JAMES M. MAY

James M. May
Vice President, Controller and Chief Accounting Officer
of NEE

ARMANDO PIMENTEL, JR.

Armando Pimentel, Jr.
President and Chief Executive Officer of FPL

KEITH FERGUSON

Keith Ferguson
Controller of FPL

REPORT OF INDEPENDENT REGISTERED PUBLIC ACCOUNTING FIRM

To the shareholders and the Board of Directors of
NextEra Energy, Inc. and Florida Power & Light Company

Opinion on Internal Control over Financial Reporting

We have audited the internal control over financial reporting of NextEra Energy, Inc. and subsidiaries (NEE) and Florida Power & Light Company and subsidiaries (FPL) as of December 31, 2022, based on criteria established in *Internal Control – Integrated Framework (2013)* issued by the Committee of Sponsoring Organizations of the Treadway Commission (COSO). In our opinion, NEE and FPL maintained, in all material respects, effective internal control over financial reporting as of December 31, 2022, based on criteria established in *Internal Control – Integrated Framework (2013)* issued by COSO.

We have also audited, in accordance with the standards of the Public Company Accounting Oversight Board (United States) (PCAOB), the consolidated financial statements as of and for the year ended December 31, 2022 of NEE and FPL and our report dated February 17, 2023, expressed unqualified opinions on those financial statements.

Basis for Opinion

NEE's and FPL's management are responsible for maintaining effective internal control over financial reporting and for their assessments of the effectiveness of internal control over financial reporting, included in the accompanying Management's Report on Internal Control Over Financial Reporting. Our responsibility is to express opinions on NEE's and FPL's internal control over financial reporting based on our audits. We are a public accounting firm registered with the PCAOB and are required to be independent with respect to NEE and FPL in accordance with the U.S. federal securities laws and the applicable rules and regulations of the Securities and Exchange Commission and the PCAOB.

We conducted our audits in accordance with the standards of the PCAOB. Those standards require that we plan and perform the audits to obtain reasonable assurance about whether effective internal control over financial reporting was maintained in all material respects. Our audits included obtaining an understanding of internal control over financial reporting, assessing the risk that a material weakness exists, testing and evaluating the design and operating effectiveness of internal control based on the assessed risk, and performing such other procedures as we considered necessary in the circumstances. We believe that our audits provide a reasonable basis for our opinions.

Definition and Limitations of Internal Control over Financial Reporting

A company's internal control over financial reporting is a process designed to provide reasonable assurance regarding the reliability of financial reporting and the preparation of financial statements for external purposes in accordance with generally accepted accounting principles. A company's internal control over financial reporting includes those policies and procedures that (1) pertain to the maintenance of records that, in reasonable detail, accurately and fairly reflect the transactions and dispositions of the assets of the company; (2) provide reasonable assurance that transactions are recorded as necessary to permit preparation of financial statements in accordance with generally accepted accounting principles, and that receipts and expenditures of the company are being made only in accordance with authorizations of management and directors of the company; and (3) provide reasonable assurance regarding prevention or timely detection of unauthorized acquisition, use, or disposition of the company's assets that could have a material effect on the financial statements.

Because of its inherent limitations, internal control over financial reporting may not prevent or detect misstatements. Also, projections of any evaluation of effectiveness to future periods are subject to the risk that controls may become inadequate because of changes in conditions, or that the degree of compliance with the policies or procedures may deteriorate.

DELOITTE & TOUCHE LLP

Boca Raton, Florida
February 17, 2023

REPORT OF INDEPENDENT REGISTERED PUBLIC ACCOUNTING FIRM

To the shareholders and the Board of Directors of
NextEra Energy, Inc. and Florida Power & Light Company

Opinion on the Financial Statements

We have audited the accompanying consolidated balance sheets of NextEra Energy, Inc. and subsidiaries (NEE) and the related separate consolidated balance sheets of Florida Power & Light Company and subsidiaries (FPL) as of December 31, 2022 and 2021, and NEE's and FPL's related consolidated statements of income and cash flows, NEE's consolidated statements of comprehensive income and equity, and FPL's consolidated statements of common shareholder's equity, for each of the three years in the period ended December 31, 2022, and the related notes (collectively referred to as the "financial statements"). In our opinion, the financial statements present fairly, in all material respects, the consolidated financial position of NEE and the consolidated financial position of FPL as of December 31, 2022 and 2021, and the results of their operations and their cash flows for each of the three years in the period ended December 31, 2022, in conformity with accounting principles generally accepted in the United States of America.

We have also audited, in accordance with the standards of the Public Company Accounting Oversight Board (United States) (PCAOB), NEE's and FPL's internal control over financial reporting as of December 31, 2022, based on criteria established in *Internal Control – Integrated Framework (2013)* issued by the Committee of Sponsoring Organizations of the Treadway Commission and our report dated February 17, 2023, expressed unqualified opinions on NEE's and FPL's internal control over financial reporting.

Basis for Opinion

These financial statements are the responsibility of NEE's and FPL's management. Our responsibility is to express opinions on NEE's and FPL's financial statements based on our audits. We are a public accounting firm registered with the PCAOB and are required to be independent with respect to NEE and FPL in accordance with the U.S. federal securities laws and the applicable rules and regulations of the Securities and Exchange Commission and the PCAOB.

We conducted our audits in accordance with the standards of the PCAOB. Those standards require that we plan and perform the audits to obtain reasonable assurance about whether the financial statements are free of material misstatement, whether due to error or fraud. Our audits included performing procedures to assess the risks of material misstatement of the financial statements, whether due to error or fraud, and performing procedures that respond to those risks. Such procedures included examining, on a test basis, evidence regarding the amounts and disclosures in the financial statements. Our audits also included evaluating the accounting principles used and significant estimates made by management, as well as evaluating the overall presentation of the financial statements. We believe that our audits provide a reasonable basis for our opinions.

Critical Audit Matters

The critical audit matters communicated below are matters arising from the current-period audit of the financial statements of NEE and FPL that were communicated or required to be communicated to the audit committee and that (1) relate to accounts or disclosures that are material to the financial statements and (2) involved our especially challenging, subjective, or complex judgments. The communication of critical audit matters does not alter in any way our opinion on the financial statements, taken as a whole, and we are not, by communicating the critical audit matters below, providing separate opinions on the critical audit matters or on the accounts or disclosures to which they relate.

NEE – Operating Revenue – Unrealized Losses – Refer to Note 3 to the financial statements

Critical Audit Matter Description

NEE enters into complex energy derivatives and transacts in certain markets that are thinly traded, which may result in subjective estimates of fair value that include unobservable inputs. Changes in the derivatives' fair value for power purchases and sales, fuel sales and trading activities are primarily recognized on a net basis in operating revenues. For the year ended December 31, 2022, unrealized losses associated with Level 3 transactions of \$1,162 million are included in operating revenues in the consolidated statement of income of NEE.

Given management uses complex proprietary models and unobservable inputs to estimate the fair value of Level 3 derivative assets and liabilities, performing audit procedures to evaluate the appropriateness of these models and inputs required a high degree of auditor judgment and an increased extent of effort, including the need to involve our firm specialists who possess significant quantitative and modeling expertise.

How the Critical Audit Matter Was Addressed in the Audit

Our audit procedures related to operating revenue – unrealized losses included the following, among others:

- We tested the effectiveness of controls relating to commodity valuation models, their related Level 3 unobservable inputs, and market data validation.

- We selected a sample of transactions, obtained an understanding of the business rationale of transactions, and read the underlying contractual agreements.
- We used personnel in our firm who specialize in energy transacting to independently value Level 3 transactions. For certain fair value models, we used our firm specialists to directly test the underlying assumptions of the unobservable inputs used by management.
- We evaluated NEE's disclosures related to the proprietary models and unobservable inputs to estimate the fair value of Level 3 derivative assets and liabilities, including the balances recorded and significant assumptions.

FPL – Impact of Rate Regulation on the Financial Statements – Refer to Note 1 to the financial statements

Critical Audit Matter Description

FPL is subject to rate regulation by the Florida Public Service Commission (the "FPSC"), which has jurisdiction with respect to the rates of electric utility companies. Management has determined it meets the requirements under accounting principles generally accepted in the United States of America to prepare its financial statements applying the specialized rules to account for the effects of cost-based rate regulation. Accounting for the economics of rate regulation impacts multiple financial statement line items and disclosures, such as property, plant, and equipment; regulatory assets and liabilities; operating revenues; fuel expense, operation and maintenance expense; and depreciation expense.

Rates are determined and approved in regulatory proceedings based on an analysis of FPL's costs to provide utility service and a return on, and recovery of, FPL's investment in the assets required to deliver utility service. Accounting guidance for FPL's regulated operations provides that rate-regulated entities report assets and liabilities consistent with the recovery of those incurred costs in rates, if it is probable that such rates will be charged and collected. The FPSC has the authority to disallow recovery of costs that it considers excessive or imprudently incurred. Future FPSC decisions could impact the accounting for regulated operations, including decisions about the amount of recoverable costs and any refunds that may be required. As a result of this cost-based regulation, FPL follows the accounting guidance that allows regulators to create assets and impose liabilities, based on the probability of future cash flows, that would not be recorded by non-rate regulated entities. Regulatory assets and liabilities represent probable future revenues that will be recovered from or refunded to customers through the ratemaking process.

We identified the impact of rate regulation as a critical audit matter due to the requirement to have auditors with deep knowledge of and significant experience with accounting for rate regulation and the rate setting process due to its inherent complexities.

How the Critical Audit Matter Was Addressed in the Audit

Our audit procedures related to the impact of rate regulation included the following, among others:

- We tested the effectiveness of management's controls over the evaluation of the likelihood of (1) the recovery in future rates of costs incurred as property, plant, and equipment and deferred as regulatory assets, and (2) a refund or a future reduction in rates that should be reported as regulatory liabilities. We also tested the effectiveness of management's controls over the initial recognition of amounts as property, plant, and equipment and regulatory assets or liabilities; the depreciation and amortization of such amounts in accordance with FPSC orders; and the monitoring and evaluation of regulatory developments that may affect the likelihood of recovering costs recognized as property, plant and equipment and regulatory assets in future rates or of a refund or future reduction in rates that should be recognized as a regulatory liability.
- We assessed the likelihood of (1) recovery of recorded regulatory assets and (2) obligations requiring future reductions in rates by obtaining, reading and evaluating relevant regulatory orders issued by the FPSC to FPL, (including the December 2, 2021 order adopting the stipulation of settlement for FPL's 2021 rate agreement, which became effective on January 1, 2022) and considering regulatory precedents established by the FPSC. We also evaluated such regulatory orders and other publicly available filings made by FPL and compared them to management's recorded regulatory asset and liability balances for completeness.
- We evaluated FPL's disclosure related to the impacts of rate regulation, including the balances recorded and regulatory developments.

DELOITTE & TOUCHE LLP

Boca Raton, Florida
February 17, 2023

We have served as NEE's and FPL's auditor since 1950.

NEXTERA ENERGY, INC.
CONSOLIDATED STATEMENTS OF INCOME
(millions, except per share amounts)

	Years Ended December 31,		
	2022	2021	2020
OPERATING REVENUES	\$ 20,956	\$ 17,069	\$ 17,997
OPERATING EXPENSES			
Fuel, purchased power and interchange	6,389	4,527	3,539
Other operations and maintenance	4,428	3,981	3,934
Depreciation and amortization	4,503	3,924	4,052
Taxes other than income taxes and other – net	2,077	1,801	1,709
Total operating expenses – net	17,397	14,233	13,234
GAINS ON DISPOSAL OF BUSINESSES/ASSETS – NET	522	77	353
OPERATING INCOME	4,081	2,913	5,116
OTHER INCOME (DEDUCTIONS)			
Interest expense	(585)	(1,270)	(1,950)
Equity in earnings (losses) of equity method investees	203	666	(1,351)
Allowance for equity funds used during construction	112	142	93
Gains on disposal of investments and other property – net	80	70	50
Change in unrealized gains (losses) on equity securities held in NEER's nuclear decommissioning funds – net	(461)	267	163
Other net periodic benefit income	202	257	200
Other – net	200	130	92
Total other income (deductions) – net	(249)	262	(2,703)
INCOME BEFORE INCOME TAXES	3,832	3,175	2,413
INCOME TAXES	586	348	44
NET INCOME	3,246	2,827	2,369
NET LOSS ATTRIBUTABLE TO NONCONTROLLING INTERESTS	901	746	550
NET INCOME ATTRIBUTABLE TO NEE	\$ 4,147	\$ 3,573	\$ 2,919
Earnings per share attributable to NEE:			
Basic	\$ 2.10	\$ 1.82	\$ 1.49
Assuming dilution	\$ 2.10	\$ 1.81	\$ 1.48

The accompanying Notes to Consolidated Financial Statements are an integral part of these statements.

NEXTERA ENERGY, INC.
CONSOLIDATED STATEMENTS OF COMPREHENSIVE INCOME
(millions)

	Years Ended December 31,		
	2022	2021	2020
NET INCOME	\$ 3,246	\$ 2,827	\$ 2,369
OTHER COMPREHENSIVE INCOME (LOSS), NET OF TAX			
Reclassification of unrealized losses on cash flow hedges from accumulated other comprehensive income (loss) to net income (net of \$2 tax benefit, \$2 tax benefit and \$4 tax benefit, respectively)	6	6	12
Net unrealized gains (losses) on available for sale securities:			
Net unrealized gains (losses) on securities still held (net of \$29 tax benefit, \$4 tax benefit and \$4 tax expense, respectively)	(84)	(11)	12
Reclassification from accumulated other comprehensive income (loss) to net income (net of \$3 tax benefit, \$2 tax expense and \$1 tax expense, respectively)	10	(4)	(3)
Defined benefit pension and other benefits plans:			
Net unrealized gain (loss) and unrecognized prior service benefit (cost) (net of \$41 tax benefit, \$30 tax expense and \$11 tax expense, respectively)	(133)	95	37
Reclassification from accumulated other comprehensive income (loss) to net income (net of \$2 tax benefit, \$1 tax benefit and \$1 tax benefit, respectively)	7	5	2
Net unrealized gains (losses) on foreign currency translation	(44)	(1)	13
Other comprehensive income related to equity method investees (net of \$0 tax expense, \$1 tax expense and \$1 tax expense, respectively)	1	1	1
Total other comprehensive income (loss), net of tax	(237)	91	74
IMPACT OF DISPOSAL OF A BUSINESS (NET OF \$19 TAX BENEFIT)	—	—	10
COMPREHENSIVE INCOME	3,009	2,918	2,453
COMPREHENSIVE LOSS ATTRIBUTABLE TO NONCONTROLLING INTERESTS	920	747	543
COMPREHENSIVE INCOME ATTRIBUTABLE TO NEE	\$ 3,929	\$ 3,665	\$ 2,996

The accompanying Notes to Consolidated Financial Statements are an integral part of these statements.

NEXTERA ENERGY, INC.
CONSOLIDATED BALANCE SHEETS
(millions, except par value)

	December 31,	
	2022	2021
ASSETS		
Current assets:		
Cash and cash equivalents	\$ 1,601	\$ 639
Customer receivables, net of allowances of \$54 and \$35, respectively	4,349	3,378
Other receivables	744	730
Materials, supplies and fuel inventory	1,934	1,561
Regulatory assets	2,165	1,125
Derivatives	1,590	689
Other	1,107	1,166
Total current assets	<u>13,490</u>	<u>9,288</u>
Other assets:		
Property, plant and equipment – net (\$22,927 and \$20,521 related to VIEs, respectively)	111,059	99,348
Special use funds	7,496	8,922
Investment in equity method investees	6,582	6,159
Prepaid benefit costs	1,832	2,243
Regulatory assets	5,992	4,578
Derivatives	1,935	1,135
Goodwill	4,854	4,844
Other	5,695	4,395
Total other assets	<u>145,445</u>	<u>131,624</u>
TOTAL ASSETS	<u>\$ 158,935</u>	<u>\$ 140,912</u>
LIABILITIES, REDEEMABLE NONCONTROLLING INTERESTS AND EQUITY		
Current liabilities:		
Commercial paper	\$ 1,709	\$ 1,382
Other short-term debt	1,368	700
Current portion of long-term debt (\$61 and \$58 related to VIEs, respectively)	6,633	1,785
Accounts payable (\$1,250 and \$752 related to VIEs, respectively)	8,312	6,935
Customer deposits	560	485
Accrued interest and taxes	719	525
Derivatives	2,102	1,263
Accrued construction-related expenditures	1,760	1,378
Regulatory liabilities	350	289
Other	3,182	2,695
Total current liabilities	<u>26,695</u>	<u>17,437</u>
Other liabilities and deferred credits:		
Long-term debt (\$1,108 and \$1,125 related to VIEs, respectively)	55,256	50,960
Asset retirement obligations	3,245	3,082
Deferred income taxes	9,072	8,310
Regulatory liabilities	9,626	11,273
Derivatives	2,909	1,713
Other	2,696	2,468
Total other liabilities and deferred credits	<u>82,804</u>	<u>77,806</u>
TOTAL LIABILITIES	<u>109,499</u>	<u>95,243</u>
COMMITMENTS AND CONTINGENCIES		
REDEEMABLE NONCONTROLLING INTERESTS – VIEs	1,110	245
EQUITY		
Common stock (\$0.01 par value, authorized shares – 3,200; outstanding shares – 1,987 and 1,963, respectively)	20	20
Additional paid-in capital	12,720	11,271
Retained earnings	26,707	25,911
Accumulated other comprehensive loss	(218)	—
Total common shareholders' equity	<u>39,229</u>	<u>37,202</u>
Noncontrolling interests (\$9,092 and \$8,217 related to VIEs, respectively)	9,097	8,222
TOTAL EQUITY	<u>48,326</u>	<u>45,424</u>
TOTAL LIABILITIES, REDEEMABLE NONCONTROLLING INTERESTS AND EQUITY	<u>\$ 158,935</u>	<u>\$ 140,912</u>

The accompanying Notes to Consolidated Financial Statements are an integral part of these statements.

NEXTERA ENERGY, INC.
CONSOLIDATED STATEMENTS OF CASH FLOWS
(millions)

	Years Ended December 31,		
	2022	2021	2020
CASH FLOWS FROM OPERATING ACTIVITIES			
Net income	\$ 3,246	\$ 2,827	\$ 2,369
Adjustments to reconcile net income to net cash provided by (used in) operating activities:			
Depreciation and amortization	4,503	3,924	4,052
Nuclear fuel and other amortization	287	290	263
Unrealized losses on marked to market derivative contracts – net	1,378	2,005	533
Unrealized losses (gains) on equity securities held in NEER's nuclear decommissioning funds – net	461	(267)	(163)
Foreign currency transaction losses (gains)	(104)	(94)	45
Deferred income taxes	534	436	(78)
Cost recovery clauses and franchise fees	(1,465)	(599)	(121)
Equity in losses (earnings) of equity method investees	(203)	(666)	1,351
Distributions of earnings from equity method investees	541	526	456
Gains on disposal of businesses, assets and investments – net	(602)	(146)	(403)
Recoverable storm-related costs	(811)	(138)	(69)
Other – net	85	(59)	352
Changes in operating assets and liabilities:			
Current assets	(1,340)	(1,267)	(364)
Noncurrent assets	(89)	(324)	(234)
Current liabilities	1,702	1,053	(6)
Noncurrent liabilities	139	52	—
Net cash provided by operating activities	<u>8,262</u>	<u>7,553</u>	<u>7,983</u>
CASH FLOWS FROM INVESTING ACTIVITIES			
Capital expenditures of FPL	(9,067)	(7,408)	(7,489)
Independent power and other investments of NEER	(9,541)	(8,247)	(6,851)
Nuclear fuel purchases	(223)	(275)	(245)
Other capital expenditures	(452)	(147)	(25)
Sale of independent power and other investments of NEER	1,564	2,761	1,012
Proceeds from sale or maturity of securities in special use funds and other investments	3,857	4,995	3,916
Purchases of securities in special use funds and other investments	(4,586)	(5,310)	(4,100)
Other – net	89	40	83
Net cash used in investing activities	<u>(18,359)</u>	<u>(13,591)</u>	<u>(13,699)</u>
CASH FLOWS FROM FINANCING ACTIVITIES			
Issuances of long-term debt, including premiums and discounts	13,856	16,683	12,404
Retirements of long-term debt	(4,525)	(9,594)	(6,103)
Proceeds from differential membership investors	4,158	2,779	3,522
Net change in commercial paper	327	(169)	(965)
Proceeds from other short-term debt	1,755	—	2,158
Repayments of other short-term debt	(1,125)	(257)	(2,100)
Payments from (to) related parties under a cash sweep and credit support agreement – net	240	47	(2)
Issuances of common stock/equity units – net	1,460	14	(92)
Proceeds from sale of noncontrolling interests	—	65	501
Dividends on common stock	(3,352)	(3,024)	(2,743)
Other – net	(565)	(737)	(406)
Net cash provided by financing activities	<u>12,229</u>	<u>5,807</u>	<u>6,174</u>
Effects of currency translation on cash, cash equivalents and restricted cash	(7)	1	(20)
Net increase (decrease) in cash, cash equivalents and restricted cash	<u>2,125</u>	<u>(230)</u>	<u>438</u>
Cash, cash equivalents and restricted cash at beginning of year	1,316	1,546	1,108
Cash, cash equivalents and restricted cash at end of year	<u>\$ 3,441</u>	<u>\$ 1,316</u>	<u>\$ 1,546</u>
SUPPLEMENTAL DISCLOSURES OF CASH FLOW INFORMATION			
Cash paid for interest (net of amount capitalized)	\$ 1,375	\$ 1,323	\$ 1,432
Cash paid (received) for income taxes – net	\$ (32)	\$ (69)	\$ 235
SUPPLEMENTAL SCHEDULE OF NONCASH INVESTING AND FINANCING ACTIVITIES			
Accrued property additions	\$ 6,005	\$ 4,995	\$ 4,445
Decrease in property, plant and equipment – net and contract liabilities (2022 activity, see Note 1)	\$ 668	\$ 155	\$ —
Right-of-use asset in exchange for finance lease liability	\$ 204	\$ 120	\$ 90
Increase in property, plant and equipment related to an acquisition	\$ —	\$ —	\$ 68
Decrease in joint venture investments related to an acquisition	\$ —	\$ —	\$ 145

The accompanying Notes to Consolidated Financial Statements are an integral part of these statements.

NEXTERA ENERGY, INC.
CONSOLIDATED STATEMENTS OF EQUITY
(millions)

	Common Stock		Additional Paid-In Capital	Accumulated Other Comprehensive Income (Loss)	Retained Earnings	Total Common Shareholders' Equity	Non- controlling Interests	Total Equity	Redeemable Non- controlling Interests
	Shares	Aggregate Par Value							
Balances, December 31, 2019	1,956	\$ 20	\$ 11,955	\$ (169)	\$ 25,199	\$ 37,005	\$ 4,355	<u>\$ 41,360</u>	\$ 487
Net income (loss)	—	—	—	—	2,919	2,919	(546)		(4)
Issuances of common stock/equity units – net	—	—	(92)	—	—	(92)	—		—
Share-based payment activity	4	—	153	—	—	153	—		—
Dividends on common stock ^(a)	—	—	—	—	(2,743)	(2,743)	—		—
Other comprehensive income	—	—	—	67	—	67	7		—
Impact of disposal of business	—	—	—	10	—	10	—		—
Adoption of accounting standards update ^(b)	—	—	—	—	(11)	(11)	—		—
Premium on equity units	—	—	(587)	—	—	(587)	—		—
Other differential membership interest activity	—	—	(36)	—	—	(36)	3,809		(483)
Sale of noncontrolling interests	—	—	(169)	—	—	(169)	689		—
Other	—	—	(2)	—	(1)	(3)	102		—
Balances, December 31, 2020	1,960	20	11,222	(92)	25,363	36,513	8,416	<u>\$ 44,929</u>	—
Net income (loss)	—	—	—	—	3,573	3,573	(748)		2
Share-based payment activity	3	—	132	—	—	132	—		—
Dividends on common stock ^(a)	—	—	—	—	(3,024)	(3,024)	—		—
Other comprehensive income (loss)	—	—	—	92	—	92	(1)		—
Other differential membership interests activity ^(c)	—	—	(26)	—	—	(26)	363		243
Other	—	—	(57)	—	(1)	(58)	192		—
Balances, December 31, 2021	1,963	20	11,271	—	25,911	37,202	8,222	<u>\$ 45,424</u>	245
Net income (loss)	—	—	—	—	4,147	4,147	(909)		8
Issuances of common stock/equity units – net	22	—	1,446	—	—	1,446	—		—
Share-based payment activity	2	—	171	—	—	171	—		—
Dividends on common stock ^(a)	—	—	—	—	(3,352)	(3,352)	—		—
Other comprehensive loss	—	—	—	(218)	—	(218)	(19)		—
Premium on equity units	—	—	(127)	—	—	(127)	—		—
Other differential membership interests activity	—	—	(39)	—	—	(39)	3,131		859
Disposal of subsidiaries with noncontrolling interests ^(c)	—	—	—	—	—	—	(1,494)		—
Other	—	—	(2)	—	1	(1)	166		(2)
Balances, December 31, 2022	<u>1,987</u>	<u>\$ 20</u>	<u>\$ 12,720</u>	<u>\$ (218)</u>	<u>\$ 26,707</u>	<u>\$ 39,229</u>	<u>\$ 9,097</u>	<u>\$ 48,326</u>	<u>\$ 1,110</u>

(a) Dividends per share were \$1.70, \$1.54 and \$1.40 for the years ended December 31, 2022, 2021 and 2020, respectively.

(b) See Note 1 – Measurement of Credit Losses on Financial Instruments.

(c) See Note 1 – Disposal of Businesses/Assets and Sale of Noncontrolling Ownership Interests.

The accompanying Notes to Consolidated Financial Statements are an integral part of these statements.

FLORIDA POWER & LIGHT COMPANY
CONSOLIDATED STATEMENTS OF INCOME
(millions)

	Years Ended December 31,		
	2022	2021	2020
OPERATING REVENUES	\$ 17,282	\$ 14,102	\$ 13,060
OPERATING EXPENSES			
Fuel, purchased power and interchange	5,688	3,956	3,060
Other operations and maintenance	1,857	1,831	1,890
Depreciation and amortization	2,695	2,266	2,526
Taxes other than income taxes and other – net	1,748	1,533	1,464
Total operating expenses – net	11,988	9,586	8,940
OPERATING INCOME	5,294	4,516	4,120
OTHER INCOME (DEDUCTIONS)			
Interest expense	(768)	(615)	(641)
Allowance for equity funds used during construction	105	132	87
Other – net	17	11	2
Total other deductions – net	(646)	(472)	(552)
INCOME BEFORE INCOME TAXES	4,648	4,044	3,568
INCOME TAXES	947	838	678
NET INCOME ^(a)	\$ 3,701	\$ 3,206	\$ 2,890

(a) FPL's comprehensive income is the same as reported net income.

The accompanying Notes to Consolidated Financial Statements are an integral part of these statements.

FLORIDA POWER & LIGHT COMPANY
CONSOLIDATED BALANCE SHEETS
(millions, except share amount)

	December 31,	
	2022	2021
ASSETS		
Current assets:		
Cash and cash equivalents	\$ 25	\$ 55
Customer receivables, net of allowances of \$7 and \$11, respectively	1,739	1,297
Other receivables	332	350
Materials, supplies and fuel inventory	1,159	963
Regulatory assets	2,155	1,111
Other	143	142
Total current assets	5,553	3,918
Other assets:		
Electric utility plant and other property – net	64,693	58,227
Special use funds	5,221	6,158
Prepaid benefit costs	1,732	1,657
Regulatory assets	5,484	4,343
Goodwill	2,989	2,989
Other	887	775
Total other assets	81,006	74,149
TOTAL ASSETS	\$ 86,559	\$ 78,067
LIABILITIES AND EQUITY		
Current liabilities:		
Commercial paper	\$ 1,709	\$ 1,382
Other short-term debt	200	200
Current portion of long-term debt	1,547	536
Accounts payable	1,377	1,318
Customer deposits	543	478
Accrued interest and taxes	362	322
Accrued construction-related expenditures	559	601
Regulatory liabilities	349	278
Other	1,197	643
Total current liabilities	7,843	5,758
Other liabilities and deferred credits:		
Long-term debt	19,455	17,974
Asset retirement obligations	2,108	2,049
Deferred income taxes	8,376	7,137
Regulatory liabilities	9,458	11,053
Other	399	502
Total other liabilities and deferred credits	39,796	38,715
TOTAL LIABILITIES	47,639	44,473
COMMITMENTS AND CONTINGENCIES		
EQUITY		
Common stock (no par value, 1,000 shares authorized, issued and outstanding)	1,373	1,373
Additional paid-in capital	23,561	19,936
Retained earnings	13,986	12,285
TOTAL EQUITY	38,920	33,594
TOTAL LIABILITIES AND EQUITY	\$ 86,559	\$ 78,067

The accompanying Notes to Consolidated Financial Statements are an integral part of these statements.

FLORIDA POWER & LIGHT COMPANY
CONSOLIDATED STATEMENTS OF CASH FLOWS
(millions)

	Years Ended December 31,		
	2022	2021	2020
CASH FLOWS FROM OPERATING ACTIVITIES			
Net income	\$ 3,701	\$ 3,206	\$ 2,890
Adjustments to reconcile net income to net cash provided by (used in) operating activities:			
Depreciation and amortization	2,695	2,266	2,526
Nuclear fuel and other amortization	177	174	167
Deferred income taxes	942	752	629
Cost recovery clauses and franchise fees	(1,465)	(599)	(121)
Recoverable storm-related costs	(811)	(138)	(69)
Other – net	16	(157)	35
Changes in operating assets and liabilities:			
Current assets	(534)	(49)	(164)
Noncurrent assets	(73)	(114)	(77)
Current liabilities	175	20	31
Noncurrent liabilities	71	(3)	(31)
Net cash provided by operating activities	<u>4,894</u>	<u>5,358</u>	<u>5,816</u>
CASH FLOWS FROM INVESTING ACTIVITIES			
Capital expenditures	(9,067)	(7,411)	(7,476)
Nuclear fuel purchases	(118)	(159)	(203)
Proceeds from sale or maturity of securities in special use funds	2,437	3,308	2,488
Purchases of securities in special use funds	(2,607)	(3,394)	(2,567)
Other – net	(3)	15	65
Net cash used in investing activities	<u>(9,358)</u>	<u>(7,641)</u>	<u>(7,693)</u>
CASH FLOWS FROM FINANCING ACTIVITIES			
Issuances of long-term debt, including premiums and discounts	2,942	2,588	3,003
Retirements of long-term debt	(441)	(1,304)	(1,603)
Net change in commercial paper	327	(169)	(123)
Capital contributions from NEE	3,625	1,700	2,750
Dividends to NEE	(2,000)	(540)	(2,210)
Other – net	(39)	(44)	(44)
Net cash provided by financing activities	<u>4,414</u>	<u>2,231</u>	<u>1,773</u>
Net decrease in cash, cash equivalents and restricted cash	(50)	(52)	(104)
Cash, cash equivalents and restricted cash at beginning of year	108	160	264
Cash, cash equivalents and restricted cash at end of year	<u>\$ 58</u>	<u>\$ 108</u>	<u>\$ 160</u>
SUPPLEMENTAL DISCLOSURES OF CASH FLOW INFORMATION			
Cash paid for interest (net of amount capitalized)	\$ 707	\$ 586	\$ 620
Cash paid (received) for income taxes – net	\$ 22	\$ (1)	\$ 105
SUPPLEMENTAL SCHEDULE OF NONCASH INVESTING AND FINANCING ACTIVITIES			
Accrued property additions	\$ 1,024	\$ 1,107	\$ 698

The accompanying Notes to Consolidated Financial Statements are an integral part of these statements.

FLORIDA POWER & LIGHT COMPANY
CONSOLIDATED STATEMENTS OF COMMON SHAREHOLDER'S EQUITY
(millions)

	Common Stock	Additional Paid-In Capital	Retained Earnings	Common Shareholder's Equity
Balances, December 31, 2019	\$ 1,373	\$ 15,485	\$ 8,939	<u>\$ 25,797</u>
Net income	—	—	2,890	
Capital contributions from NEE	—	2,750	—	
Dividends to NEE	—	—	(2,210)	
Other	—	1	—	
Balances, December 31, 2020	<u>1,373</u>	<u>18,236</u>	<u>9,619</u>	<u>\$ 29,228</u>
Net income	—	—	3,206	
Capital contributions from NEE	—	1,700	—	
Dividends to NEE	—	—	(540)	
Balances, December 31, 2021	<u>1,373</u>	<u>19,936</u>	<u>12,285</u>	<u>\$ 33,594</u>
Net income	—	—	3,701	
Capital contributions from NEE	—	3,625	—	
Dividends to NEE	—	—	(2,000)	
Balances, December 31, 2022	<u>\$ 1,373</u>	<u>\$ 23,561</u>	<u>\$ 13,986</u>	<u>\$ 38,920</u>

The accompanying Notes to Consolidated Financial Statements are an integral part of these statements.

NEXTERA ENERGY, INC. AND FLORIDA POWER & LIGHT COMPANY
NOTES TO CONSOLIDATED FINANCIAL STATEMENTS
Years Ended December 31, 2022, 2021 and 2020

1. Summary of Significant Accounting and Reporting Policies

Basis of Presentation – The operations of NextEra Energy, Inc. (NEE) are conducted primarily through Florida Power & Light Company (FPL), a wholly owned subsidiary, and NextEra Energy Resources, LLC (NextEra Energy Resources) and NextEra Energy Transmission, LLC (NEET) (collectively, NEER), wholly owned indirect subsidiaries that are combined for segment reporting purposes. On January 1, 2021, FPL and Gulf Power Company merged, with FPL as the surviving entity. However during 2021, FPL continued to be regulated as two separate ratemaking entities in the former service areas of FPL and Gulf Power. Effective January 1, 2022, FPL became regulated as one electric ratemaking entity with new unified rates and tariffs, and also became one reportable segment of NEE (see Rate Regulation – Base Rates Effective January 2022 through December 2025 below). As a result, the previous segments known as the FPL segment and Gulf Power are no longer separate reportable segments. See Note 16.

FPL's principal business is a rate-regulated electric utility which supplies electric service to approximately 5.8 million customer accounts throughout most of the east and lower west coasts of Florida and eight counties throughout northwest Florida. NEER invests in independent power projects through both controlled and consolidated entities and noncontrolling ownership interests in joint ventures. NEER participates in natural gas, natural gas liquids and oil production primarily through operating and non-operating ownership interests and in pipeline infrastructure through either wholly owned subsidiaries or noncontrolling or joint venture interests. NEER also invests in rate-regulated transmission facilities and transmission lines that connect its electric generation facilities to the electric grid through controlled and consolidated entities.

The consolidated financial statements of NEE and FPL include the accounts of their respective controlled subsidiaries. They also include NEE's and FPL's share of the undivided interest in certain assets, liabilities, revenues and expenses. Amounts representing NEE's interest in entities it does not control, but over which it exercises significant influence, are included in investment in equity method investees; the earnings/losses of these entities is included in equity in earnings (losses) of equity method investees. Intercompany balances and transactions have been eliminated in consolidation. Certain amounts included in prior years' consolidated financial statements have been reclassified to conform to the current year's presentation. The preparation of financial statements requires the use of estimates and assumptions that affect the reported amounts of assets, liabilities, revenues and expenses and the disclosure of contingent assets and liabilities. Actual results could differ from those estimates.

NextEra Energy Partners, LP (NEP) was formed in 2014 to acquire, manage and own contracted clean energy projects with stable long-term cash flows through a limited partner interest in NextEra Energy Operating Partners, LP (NEP OpCo). NEP owns or has an ownership interest in a portfolio of wind, solar and solar plus battery storage projects and long-term contracted natural gas pipelines. NEE owns a noncontrolling interest in NEP, accounts for its ownership interest in NEP as an equity method investment with its earnings/losses from NEP as equity in earnings (losses) of equity method investees and accounts for NextEra Energy Resources' project sales to NEP as third-party sales in its consolidated financial statements. NEER operates essentially all of the energy projects owned by NEP and provides services to NEP under various related party operations and maintenance, administrative and management services agreements.

Operating Revenues – FPL and NEER generate substantially all of NEE's operating revenues, which primarily include revenues from contracts with customers as further discussed in Note 2, as well as, at NEER, derivative and lease transactions. FPL's operating revenues include amounts resulting from base rates, cost recovery clauses (see Rate Regulation below), franchise fees, gross receipts taxes and surcharges related to storms (see Storm Funds, Storm Reserves and Storm Cost Recovery below). Franchise fees and gross receipts taxes are imposed on FPL; however, the Florida Public Service Commission (FPSC) allows FPL to include in the amounts charged to customers the amount of the gross receipts tax for all customers and the franchise fee for those customers located in the jurisdiction that imposes the amount. Accordingly, FPL's franchise fees and gross receipts taxes are reported gross in operating revenues and taxes other than income taxes and other in NEE's and FPL's consolidated statements of income and were approximately \$1,035 million, \$852 million and \$800 million in 2022, 2021 and 2020, respectively. FPL also collects municipal utility taxes which are reported gross in customer receivables and accounts payable on NEE's and FPL's consolidated balance sheets. Certain NEER commodity contracts for the purchase and sale of power that meet the definition of a derivative are recorded at fair value with subsequent changes in fair value recognized as revenue. See Energy Trading below and Note 3.

NEXTERA ENERGY, INC. AND FLORIDA POWER & LIGHT COMPANY
NOTES TO CONSOLIDATED FINANCIAL STATEMENTS (Continued)

Rate Regulation – FPL, the most significant of NEE's rate-regulated subsidiaries, is subject to rate regulation by the FPSC and the Federal Energy Regulatory Commission (FERC). Its rates are designed to recover the cost of providing service to its customers including a reasonable rate of return on invested capital. As a result of this cost-based regulation, FPL follows the accounting guidance that allows regulators to create assets and impose liabilities that would not be recorded by non-rate regulated entities. Regulatory assets and liabilities represent probable future revenues that will be recovered from or refunded to customers through the ratemaking process.

NEE's and FPL's regulatory assets and liabilities are as follows:

	NEE		FPL	
	December 31,		December 31,	
	2022	2021	2022	2021
	(millions)			
Regulatory assets:				
Current:				
Early retirement of generation facilities and transmission assets ^(a)	\$ 145	\$ 140	\$ 145	\$ 140
Acquisition of purchased power agreements ^(b)	141	141	141	141
Deferred clause and franchise expenses	919 ^(c)	698	919 ^(c)	698
Storm restoration costs	911 ^(d)	92	911 ^(d)	92
Other	49	54	39	40
Total	\$ 2,165	\$ 1,125	\$ 2,155	\$ 1,111
Noncurrent:				
Early retirement of generation facilities and transmission assets ^(a)	\$ 2,026	\$ 2,233	\$ 2,026	\$ 2,233
Acquisition of purchased power agreements ^(b)	191	332	191	332
Deferred clause expenses	1,227 ^(c)	17	1,227 ^(c)	17
Storm restoration costs	326 ^(d)	150	326 ^(d)	150
Accrued asset removal costs ^(e)	532	263	532	263
Other	1,690	1,583	1,182	1,348
Total	\$ 5,992	\$ 4,578	\$ 5,484	\$ 4,343
Regulatory liabilities:				
Current:				
Deferred clause revenues	\$ 339	\$ 274	\$ 339	\$ 274
Other	11	15	10	4
Total	\$ 350	\$ 289	\$ 349	\$ 278
Noncurrent:				
Asset retirement obligation regulatory expense difference	\$ 3,323	\$ 4,290	\$ 3,323	\$ 4,290
Accrued asset removal costs ^(e)	658	782	623	752
Deferred taxes	4,233	4,561	4,129	4,457
Other	1,412	1,640	1,383	1,554
Total	\$ 9,626	\$ 11,273	\$ 9,458	\$ 11,053

(a) The majority of these regulatory assets are being amortized over 20 years.

(b) The majority of these regulatory assets are being amortized over approximately 9 years.

(c) The majority of these regulatory assets are expected to be amortized over 21 months beginning April 2023. See below regarding the 2022 fuel under-recovery.

(d) The majority of these regulatory assets are expected to be amortized over 12 months beginning April 2023. See Storm Funds, Storm Reserves and Storm Cost Recovery below.

(e) See Electric Plant, Depreciation and Amortization below.

Cost recovery clauses, which are designed to permit full recovery of certain costs and provide a return on certain assets allowed to be recovered through various clauses, include substantially all fuel, purchased power and interchange expense, costs associated with an FPSC-approved transmission and distribution storm protection plan, certain costs associated with the acquisition and retirement of several electric generation facilities, certain construction-related costs for certain of FPL's solar generation facilities, and conservation and certain environmental-related costs. Revenues from cost recovery clauses are recorded when billed; FPL achieves matching of costs and related revenues by deferring the net under-recovery or over-recovery. Any under-recovered costs or over-recovered revenues are collected from or returned to customers in subsequent periods. In January 2023, FPL filed a petition with the FPSC requesting recovery of its 2022 fuel under-recovery of approximately \$2.1 billion (included in current deferred clause and franchise expenses and noncurrent deferred clause expenses above) over 21 months beginning April 2023. As a result of natural gas prices currently being lower than originally projected for 2023, FPL

NEXTERA ENERGY, INC. AND FLORIDA POWER & LIGHT COMPANY
NOTES TO CONSOLIDATED FINANCIAL STATEMENTS (Continued)

also requested a \$1.0 billion mid-course correction to reduce the 2023 levelized fuel charges to customers that would go into effect beginning April 2023. An FPSC decision is expected in March 2023.

If FPL were no longer subject to cost-based rate regulation, the existing regulatory assets and liabilities would be written off unless regulators specify an alternative means of recovery or refund. In addition, the FPSC has the authority to disallow recovery of costs that it considers excessive or imprudently incurred. The continued applicability of regulatory accounting is assessed at each reporting period. Regulatory assets and liabilities are discussed within various subsections below.

Base Rates Effective January 2022 through December 2025 – In December 2021, the FPSC issued a final order approving a stipulation and settlement between FPL and several intervenors in FPL's base rate proceeding (2021 rate agreement).

Key elements of the 2021 rate agreement, which is effective from January 2022 through at least December 2025, include, among other things, the following:

- New retail base rates and charges were established for the combined utility system (including the former Gulf Power Company service area) resulting in the following increases in annualized retail base revenues:
 - \$692 million beginning January 1, 2022, and
 - \$560 million beginning January 1, 2023.
- In addition, FPL is eligible to receive, subject to conditions specified in the 2021 rate agreement, base rate increases associated with the addition of up to 894 megawatts (MW) annually of new solar generation (through a Solar Base Rate Adjustment (SoBRA) mechanism) in each of 2024 and 2025, and may carry forward any unused MW in 2024 to 2025. FPL has agreed to an installed cost cap of \$1,250 per kilowatt and will be required to demonstrate that these proposed solar facilities are cost effective.
- FPL's authorized regulatory return on common equity (ROE) was 10.60%, with a range of 9.70% to 11.70%. However, in the event the average 30-year U.S. Treasury rate was 2.49% or greater over a consecutive six-month period, FPL was authorized to increase the regulatory ROE to 10.80% with a range of 9.80% to 11.80%. During August 2022, this provision was triggered and effective September 1, 2022, FPL's authorized regulatory ROE and ROE range were increased. The revised authorized regulatory ROE will have only a minimal impact to base rates. If FPL's earned regulatory ROE falls below 9.80%, FPL may seek retail base rate relief. If the earned regulatory ROE rises above 11.80%, any party with standing may seek a review of FPL's retail base rates.
- Subject to certain conditions, FPL may amortize, over the term of the 2021 rate agreement, up to \$1.45 billion of depreciation reserve surplus, provided that in any year of the 2021 rate agreement FPL must amortize at least enough reserve amount to maintain its minimum authorized regulatory ROE and also may not amortize any reserve amount that would result in an earned regulatory ROE in excess of its maximum authorized regulatory ROE.
- FPL is authorized to expand SolarTogether™, a voluntary community solar program that gives FPL electric customers an opportunity to participate directly in the expansion of solar energy where participants pay a fixed monthly subscription charge and receive credits on their related monthly customer bill, by constructing an additional 1,788 MW of solar generation from 2022 through 2025, such that the total capacity of SolarTogether™ would be 3,278 MW.
- Future storm restoration costs would be recoverable on an interim basis beginning 60 days from the filing of a cost recovery petition, but capped at an amount that produces a surcharge of no more than \$4 for every 1,000 kilowatt-hour (kWh) of usage on residential bills during the first 12 months of cost recovery. Any additional costs would be eligible for recovery in subsequent years. If storm restoration costs exceed \$800 million in any given calendar year, FPL may request an increase to the \$4 surcharge. See Storm Funds, Storm Reserves and Storm Cost Recovery below.
- If federal or state permanent corporate income tax changes become effective during the term of the 2021 rate agreement, FPL will prospectively adjust base rates after a review by the FPSC. As a result of the enactment of the Inflation Reduction Act (IRA) (see Note 5), FPL's customers are expected to save approximately \$400 million over the remaining term of the 2021 rate agreement which includes a \$36 million one-time refund made in January 2023.

On February 8, 2023, the Florida Supreme Court heard oral argument on the appeal of the FPSC's final order regarding the 2021 rate agreement by Floridians Against Increased Rates, Inc. and, as a group, Florida Rising, Inc., Environmental Confederation of Southwest Florida, Inc. and League of United Latin American Citizens of Florida (collectively, the appellants). The appellants argue that the FPSC lacked authority to approve certain aspects of FPL's 2021 rate agreement, that the final order fails to address certain contested issues and that certain of the FPSC's findings in its final order were not adequately analyzed or supported by evidence and have requested that the final order be reversed or remanded. FPL believes that the FPSC's decision should not be reversed or remanded by the Florida Supreme Court, because, among other things, the FPSC acted within its statutory authority in approving the 2021 rate agreement and the FPSC's public-interest findings are supported by competent, substantial evidence in the record. A ruling by the Florida Supreme Court is pending.

Base Rates Effective January 2017 through December 2021 – From January 2017 to December 2021, FPL operated under a base rate agreement (2016 rate agreement) that provided for, among other things, a regulatory ROE of 10.55%, with a range of 9.60% to 11.60% and, subject to certain conditions, the right to reduce depreciation expense up to \$1.25 billion (reserve), provided that in any year of the 2016 rate agreement FPL was required to amortize enough reserve to maintain an earned regulatory ROE within the range of 9.60% to 11.60%.

Electric Plant, Depreciation and Amortization – The cost of additions to units of property of FPL and NEER is added to electric plant in service and other property. In accordance with regulatory accounting, the cost of FPL's units of utility property retired,

NEXTERA ENERGY, INC. AND FLORIDA POWER & LIGHT COMPANY
NOTES TO CONSOLIDATED FINANCIAL STATEMENTS (Continued)

less estimated net salvage value, is charged to accumulated depreciation. Maintenance and repairs of property as well as replacements and renewals of items determined to be less than units of utility property are charged to other operations and maintenance (O&M) expenses. The American Recovery and Reinvestment Act of 2009, as amended, provided for an option to elect a cash grant (convertible investment tax credits (ITCs)) for certain renewable energy property (renewable property). Convertible ITCs are recorded as a reduction in property, plant and equipment on NEE's and FPL's consolidated balance sheets and are amortized as a reduction to depreciation and amortization expense over the estimated life of the related property. At December 31, 2022 and 2021, convertible ITCs, net of amortization, were approximately \$693 million (\$111 million at FPL) and \$755 million (\$116 million at FPL).

Depreciation of FPL's electric property is provided on a straight-line basis, primarily over its average remaining useful life. FPL includes in depreciation expense a provision for electric generation plant dismantlement, interim asset removal costs, accretion related to asset retirement obligations (see Decommissioning of Nuclear Plants, Dismantlement of Plants and Other Accrued Asset Removal Costs below) and storm recovery amortization. For substantially all of FPL's property, depreciation studies are performed periodically and filed with the FPSC which result in updated depreciation rates. As part of the 2021 rate agreement, the FPSC approved new unified depreciation rates which became effective January 1, 2022. Reserve amortization is recorded as either an increase or decrease to accrued asset removal costs which is reflected in noncurrent regulatory assets on NEE's and FPL's consolidated balance sheets. FPL files a twelve-month forecast with the FPSC each year which contains a regulatory ROE intended to be earned based on the best information FPL has at that time assuming normal weather. This forecast establishes a targeted regulatory ROE. In order to earn the targeted regulatory ROE in each reporting period subject to the conditions of the effective rate agreement, reserve amortization is calculated using a trailing thirteen-month average of retail rate base and capital structure in conjunction with the trailing twelve months regulatory retail base net operating income, which primarily includes the retail base portion of base and other revenues, net of O&M, depreciation and amortization, interest and tax expenses. In general, the net impact of these income statement line items is adjusted, in part, by reserve amortization or its reversal to earn the targeted regulatory ROE. See Rate Regulation – Base Rates Effective January 2022 through December 2025 above.

NEER's electric plant in service and other property less salvage value, if any, are depreciated primarily using the straight-line method over their estimated useful lives. NEER reviews the estimated useful lives of its fixed assets on an ongoing basis. NEER's oil and gas production assets are accounted for under the successful efforts method. Depletion expenses for the acquisition of reserve rights and development costs are recognized using the unit of production method.

Nuclear Fuel – FPL and NEER have several contracts for the supply of uranium and the conversion, enrichment and fabrication of nuclear fuel. See Note 15 – Contracts. FPL's and NEER's nuclear fuel costs are charged to fuel expense on a unit of production method.

Construction Activity – Allowance for funds used during construction (AFUDC) is a noncash item which represents the allowed cost of capital, including an ROE, used to finance construction projects. FPL records the portion of AFUDC attributable to borrowed funds as a reduction of interest expense and the remainder as other income. FPSC rules limit the recording of AFUDC to projects that have an estimated cost in excess of 0.5% prior to 2021 and 0.4% beginning in 2021 of a utility's plant in service balance and require more than one year to complete. FPSC rules allow construction projects below the applicable threshold as a component of rate base.

FPL's construction work in progress includes construction materials, progress payments on major equipment contracts, engineering costs, AFUDC and other costs directly associated with the construction of various projects. Upon completion of the projects, these costs are transferred to electric utility plant in service and other property. Capitalized costs associated with construction activities are charged to O&M expenses when recoverability is no longer probable.

NEER capitalizes project development costs once it is probable that such costs will be realized through the ultimate construction of the related asset or sale of development rights. At December 31, 2022 and 2021, NEER's capitalized development costs totaled approximately \$1,027 million and \$831 million, respectively, which are included in noncurrent other assets on NEE's consolidated balance sheets. These costs include land rights and other third-party costs directly associated with the development of a new project. Upon commencement of construction, these costs either are transferred to construction work in progress or remain in other assets, depending upon the nature of the cost. Capitalized development costs are charged to O&M expenses when it is probable that these costs will not be realized.

NEER's construction work in progress includes construction materials, progress payments on major equipment contracts, third-party engineering costs, capitalized interest and other costs directly associated with the construction and development of various projects. Interest expense allocated from NextEra Energy Capital Holdings, Inc. (NEECH) to NEER is based on a deemed capital structure of 70% debt and differential membership interests sold by NextEra Energy Resources' subsidiaries. Upon commencement of project operation, costs associated with construction work in progress are transferred to electric plant in service and other property.

Asset Retirement Obligations – NEE and FPL each account for asset retirement obligations and conditional asset retirement obligations (collectively, AROs) under accounting guidance that requires a liability for the fair value of an ARO to be recognized in

NEXTERA ENERGY, INC. AND FLORIDA POWER & LIGHT COMPANY
NOTES TO CONSOLIDATED FINANCIAL STATEMENTS (Continued)

the period in which it is incurred if it can be reasonably estimated, with the offsetting associated asset retirement costs capitalized as part of the carrying amount of the long-lived assets. NEE's AROs relate primarily to decommissioning obligations of FPL's and NEER's nuclear units and to obligations for the dismantlement of certain of NEER's wind and solar facilities. See Decommissioning of Nuclear Plants, Dismantlement of Plants and Other Accrued Asset Removal Costs below and Note 11.

For NEE's rate-regulated operations, including FPL, the asset retirement cost is allocated to a regulatory liability or regulatory asset using a systematic and rational method over the asset's estimated useful life. Changes in the ARO resulting from the passage of time are recognized as an increase in the carrying amount of the ARO and a decrease in the regulatory liability or regulatory asset. Changes resulting from revisions to the timing or amount of the original estimate of cash flows are recognized as an increase or a decrease in the ARO and asset retirement cost, or regulatory liability when asset retirement cost is depleted.

For NEE's non-rate regulated operations, the asset retirement cost is allocated to expense using a systematic and rational method over the asset's estimated useful life. Changes in the ARO resulting from the passage of time are recognized as an increase in the carrying amount of the liability and as accretion expense, which is included in depreciation and amortization expense in NEE's consolidated statements of income. Changes resulting from revisions to the timing or amount of the original estimate of cash flows are recognized as an increase or a decrease in the asset retirement cost, or income when asset retirement cost is depleted.

Decommissioning of Nuclear Plants, Dismantlement of Plants and Other Accrued Asset Removal Costs – For ratemaking purposes, FPL accrues for the cost of end of life retirement and disposal of its nuclear and other generation plants over the expected service life of each unit based on nuclear decommissioning and other generation dismantlement studies periodically filed with the FPSC. In addition, FPL accrues for interim removal costs over the life of the related assets based on depreciation studies approved by the FPSC. As approved by the FPSC, FPL previously suspended its annual decommissioning accrual. Any differences between expense recognized for financial reporting purposes and the amount recovered through rates are reported as a regulatory asset or liability in accordance with regulatory accounting. See Rate Regulation, Electric Plant, Depreciation and Amortization, and Asset Retirement Obligations above and Note 11.

Nuclear decommissioning studies are performed at least every five years and are filed with the FPSC for approval. FPL filed updated nuclear decommissioning studies with the FPSC in December 2020. These studies reflect, among other things, the expiration dates of the operating licenses for FPL's nuclear units at the time of the studies. The 2020 studies provide for the dismantlement of Turkey Point Units Nos. 3 and 4 following the end of plant operation with decommissioning activities commencing in 2052 and 2053, respectively, however, in 2022, the U.S. Nuclear Regulatory Commission (NRC) amended Turkey Point Units Nos. 3 and 4 license renewals by removing the 20 additional years of operation reflected in the studies. FPL filed a site-specific environmental impact statement with the NRC related to the previously approved 20-year renewal application for both Turkey Point operating licenses. Approval of the additional 20 years of operations is pending. The studies filed in 2020 also provide for St. Lucie Unit No. 1 to be mothballed beginning in 2036 with decommissioning activities to be integrated with the dismantlement of St. Lucie Unit No. 2 in 2043. These studies also assume that FPL will be storing spent fuel on site pending removal to a United States (U.S.) government facility. FPL's portion of the ultimate costs of decommissioning its four nuclear units, including costs associated with spent fuel storage above what is expected to be refunded by the U.S. Department of Energy (DOE) under a spent fuel settlement agreement, is estimated to be approximately \$9.6 billion, or \$2.5 billion expressed in 2022 dollars. The ultimate costs of decommissioning reflect the applications submitted to the NRC for the extension of Turkey Point Units Nos. 3 and 4 and St. Lucie Units Nos. 1 and 2 licenses for an additional 20 years.

Restricted funds for the payment of future expenditures to decommission FPL's nuclear units are included in nuclear decommissioning reserve funds, which are included in special use funds on NEE's and FPL's consolidated balance sheets. Marketable securities held in the decommissioning funds are primarily carried at fair value. See Note 4. Fund earnings, consisting of dividends, interest and realized gains and losses, net of taxes, are reinvested in the funds. Fund earnings, as well as any changes in unrealized gains and losses and estimated credit losses on debt securities, are not recognized in income and are reflected as a corresponding offset in the related regulatory asset or liability accounts. FPL does not currently make contributions to the decommissioning funds, other than the reinvestment of fund earnings. During 2022, 2021 and 2020 fund earnings on decommissioning funds were approximately \$58 million, \$173 million and \$132 million, respectively. The tax effects of amounts not yet recognized for tax purposes are included in deferred income taxes.

Other generation plant dismantlement studies are performed periodically and are submitted to the FPSC for approval. Previously approved studies were effective from January 1, 2017 through December 2021 and resulted in an annual expense of \$26 million which is recorded in depreciation and amortization expense in NEE's and FPL's consolidated statements of income. As part of the 2021 rate agreement, the FPSC approved a new annual expense of \$48 million based on FPL's updated dismantlement studies which became effective January 1, 2022. At December 31, 2022, FPL's portion of the ultimate cost to dismantle its other generation units is approximately \$2.4 billion, or \$1.2 billion expressed in 2022 dollars.

NEER's AROs primarily include nuclear decommissioning liabilities for Seabrook Station (Seabrook), Duane Arnold Energy Center (Duane Arnold) and Point Beach Nuclear Power Plant (Point Beach) and dismantlement liabilities for its wind and solar facilities. The liabilities are being accreted using the interest method through the date decommissioning or dismantlement

NEXTERA ENERGY, INC. AND FLORIDA POWER & LIGHT COMPANY
NOTES TO CONSOLIDATED FINANCIAL STATEMENTS (Continued)

activities are expected to be complete. See Note 11. At December 31, 2022 and 2021, NEER's ARO was approximately \$1.2 billion and \$1.1 billion, respectively, and was primarily determined using various internal and external data and applying a probability percentage to a variety of scenarios regarding the life of the plant and timing of decommissioning or dismantlement. NEER's portion of the ultimate cost of decommissioning its nuclear plants, including costs associated with spent fuel storage above what is expected to be refunded by the DOE under a spent fuel settlement agreement, is estimated to be approximately \$9.5 billion, or \$2.0 billion expressed in 2022 dollars. The ultimate cost to dismantle NEER's wind and solar facilities is estimated to be approximately \$2.5 billion.

Seabrook files a comprehensive nuclear decommissioning study with the New Hampshire Nuclear Decommissioning Financing Committee (NDFC) every four years; the most recent study was filed in 2019. Seabrook's decommissioning funding plan is also subject to annual review by the NDFC. Currently, there are no ongoing decommissioning requirements for Seabrook, Duane Arnold and Point Beach, however, the NRC, and in the case of Seabrook, the NDFC, has the authority to require additional funding in the future. NEER's portion of Seabrook's, Duane Arnold's and Point Beach's restricted funds for the payment of future expenditures to decommission these plants is included in nuclear decommissioning reserve funds, which are included in special use funds on NEE's consolidated balance sheets. Marketable securities held in the decommissioning funds are primarily carried at fair value. See Note 4. Market adjustments for debt securities result in a corresponding adjustment to other comprehensive income (OCI), except for estimated credit losses and unrealized losses on debt securities intended or required to be sold prior to recovery of the amortized cost basis, which are recognized in other – net in NEE's consolidated statements of income. Market adjustments for equity securities are recorded in change in unrealized gains (losses) on equity securities held in NEER's nuclear decommissioning funds – net in NEE's consolidated statements of income. Fund earnings, consisting of dividends, interest and realized gains and losses are recognized in income and are reinvested in the funds. The tax effects of amounts not yet recognized for tax purposes are included in deferred income taxes.

Major Maintenance Costs – FPL expenses costs associated with planned maintenance for its non-nuclear electric generation plants as incurred. FPL recognizes costs associated with planned major nuclear maintenance in accordance with regulatory treatment. FPL defers nuclear maintenance costs for each nuclear unit's planned outage to a regulatory asset as the costs are incurred. FPL amortizes the costs to O&M expense using the straight-line method over the period from the end of the current outage to the next planned outage where the respective work scope is performed.

NEER uses the deferral method to account for certain planned major maintenance costs. NEER's major maintenance costs for its nuclear generation units and combustion turbines are capitalized (included in noncurrent other assets on NEE's consolidated balance sheets) and amortized to O&M expense using the straight-line method over the period from the end of the current outage to the next planned outage where the respective work scope is performed.

Cash Equivalents – Cash equivalents consist of short-term, highly liquid investments with original maturities of three months or less.

Restricted Cash – At December 31, 2022 and 2021, NEE had approximately \$1,840 million (\$33 million for FPL) and \$677 million (\$53 million for FPL), respectively, of restricted cash, which is included in current other assets on NEE's and FPL's consolidated balance sheets. Restricted cash is primarily related to debt service payments and margin cash collateral requirements at NEER and bond proceeds held for construction at FPL. In addition, where offsetting positions exist, restricted cash related to margin cash collateral of \$7 million is netted against derivative assets and \$1,541 million is netted against derivative liabilities at December 31, 2022 and \$121 million is netted against derivative assets and \$172 million is netted against derivative liabilities at December 31, 2021. See Note 3.

Measurement of Credit Losses on Financial Instruments – Effective January 1, 2020, NEE and FPL adopted an accounting standards update that provides for a new methodology, the current expected credit loss (CECL) model, to account for credit losses for certain financial assets measured at amortized cost. On January 1, 2020, NEE recorded a reduction to retained earnings of approximately \$11 million representing the cumulative effect of adopting the new standards update, which primarily related to the impact of applying the CECL model to NEER's receivables. The impact of adopting the new standards update was not material to FPL.

Allowance for Doubtful Accounts and Bad Debt – FPL maintains an accumulated provision for uncollectible customer accounts receivable that is estimated using a percentage, derived from historical revenue and write-off trends, of the previous four months of revenue, and includes estimates of credit and other losses based on both current events and forecasts. NEER regularly reviews collectibility of its receivables and establishes a provision for losses estimated as a percentage of accounts receivable based on the historical bad debt write-off trends for its retail electricity provider operations, as well as includes estimates for credit and other losses based on both current events and forecasts. When necessary, NEER uses the specific identification method for all other receivables.

NEXTERA ENERGY, INC. AND FLORIDA POWER & LIGHT COMPANY
NOTES TO CONSOLIDATED FINANCIAL STATEMENTS (Continued)

Credit Losses – NEE's credit department monitors current and forward credit exposure to counterparties and their affiliates. Prospective and existing customers are reviewed for creditworthiness based on established standards and credit quality indicators. Credit quality indicators and standards that are closely monitored include credit ratings, certain financial ratios and delinquency trends which are based off the latest available information. Customers not meeting minimum standards provide various credit enhancements or secured payment terms, such as letters of credit, the posting of margin cash collateral or use of master netting arrangements.

For the years ended December 31, 2022, 2021 and 2020, NEE recorded approximately \$113 million, \$146 million and \$94 million of bad debt expense, including credit losses, respectively, which are included in O&M expenses in NEE's consolidated statements of income. The amounts recorded in 2021 primarily relate to credit losses at NEER driven by the operational and energy market impacts of severe prolonged winter weather in Texas in February 2021 (February 2021 weather event). The estimate for credit losses related to the impacts of the February 2021 weather event was developed based on NEE's assessment of the ultimate collectability of these receivables. At December 31, 2021, approximately \$127 million of allowances were included in noncurrent other assets on NEE's consolidated balance sheet related to the February 2021 weather event. During 2022, the net receivable was settled.

Inventory – FPL values materials, supplies and fuel inventory using a weighted-average cost method. NEER's materials, supplies and fuel inventories, which include emissions allowances and renewable energy credits, are carried at the lower of weighted-average cost and net realizable value, unless evidence indicates that the weighted-average cost will be recovered with a normal profit upon sale in the ordinary course of business.

Energy Trading – NEE provides full energy and capacity requirements services primarily to distribution utilities, which include load-following services and various ancillary services, in certain markets and engages in power and fuel marketing and trading activities to optimize the value of electricity and fuel contracts, generation facilities and gas infrastructure assets, as well as to take advantage of projected favorable commodity price movements. Trading contracts that meet the definition of a derivative are accounted for at fair value and realized gains and losses from all trading contracts, including those where physical delivery is required, are recorded net for all periods presented. See Note 3.

Storm Funds, Storm Reserves and Storm Cost Recovery – The storm funds provide coverage toward FPL's storm damage costs. Marketable securities held in the storm funds are carried at fair value. See Note 4. Fund earnings, consisting of dividends, interest and realized gains and losses, net of taxes, are reinvested in the funds. Fund earnings, as well as any changes in unrealized gains and losses, are not recognized in income and are reflected as a corresponding adjustment to the storm reserve. The tax effects of amounts not yet recognized for tax purposes are included in deferred income taxes. The storm funds are included in special use funds and the storm reserves in noncurrent regulatory liabilities, or in the case of a deficit, in regulatory assets on NEE's and FPL's consolidated balance sheets.

During 2022, FPL's service area was impacted by Hurricane Ian in September and Hurricane Nicole in November which resulted in total recoverable storm restoration costs of approximately \$1.3 billion. Prior to Hurricane Ian, FPL's storm reserve had a balance of approximately \$220 million. At December 31, 2022, the recoverable storm restoration costs associated with Hurricane Ian and Hurricane Nicole exceeded the balance of the storm reserve by approximately \$1.1 billion. This deficit has been recorded by FPL as current and noncurrent regulatory assets on NEE's and FPL's December 31, 2022 consolidated balance sheets. In January 2023, FPL filed a petition with the FPSC requesting the recovery of eligible storm restoration costs over the reserve amount, plus approximately \$220 million to replenish the reserve, through an interim surcharge that would apply for a 12-month period beginning April 1, 2023. While a 12-month recovery period would reduce the potential bill impacts in the event of 2023 storm activity, the FPSC may approve a longer recovery period. The amount collected will be subject to refund based on an FPSC prudence review. In addition, FPL also provided information that incorporates the remaining unrecovered pre-2022 northwest Florida service area storm restoration costs (see below for a discussion of such costs), estimated to be approximately \$136 million at April 1, 2023, into the interim surcharge discussed above. The unpaid portion of the storm restoration costs at December 31, 2022, of approximately \$618 million, including estimated capital costs, is included in other current liabilities on NEE's and FPL's consolidated balance sheet.

During 2021 and 2020, FPL's service area was impacted by hurricanes and tropical storms, which resulted in the recording of incremental storm restoration costs. FPL determined that it would not seek recovery of certain of such costs associated with the 2016 rate agreement through a storm surcharge from customers and instead recorded approximately \$28 million and \$183 million in 2021 and 2020, respectively, as storm restoration costs in NEE's and FPL's consolidated statements of income (included in O&M expenses). FPL used available reserve amortization to offset all such storm restoration costs that were expensed.

Restoration costs associated with multiple storms since 2018 that impacted FPL's customers in the former Gulf Power Company service area are being collected from FPL's northwest Florida customers through a storm damage surcharge through late 2024 and are recorded as regulatory assets. As of December 31, 2022, the balance was \$155 million, of which \$101 million and \$54 million are included in current regulatory assets and noncurrent regulatory assets, respectively, on NEE's and FPL's consolidated balance sheets. As of December 31, 2021, the balance was \$242 million, of which \$92 million and \$150 million are

NEXTERA ENERGY, INC. AND FLORIDA POWER & LIGHT COMPANY
NOTES TO CONSOLIDATED FINANCIAL STATEMENTS (Continued)

included in current regulatory assets and noncurrent regulatory assets, respectively, on NEE's and FPL's consolidated balance sheets.

Impairment of Long-Lived Assets – NEE evaluates long-lived assets for impairment when events or changes in circumstances indicate that the carrying amount may not be recoverable. The impairment loss to be recognized is the amount by which the carrying value of the long-lived asset exceeds the asset's fair value. In most instances, the fair value is determined by discounting estimated future cash flows using an appropriate interest rate.

Impairment of Equity Method Investments – NEE evaluates its equity method investments for impairment when events or changes in circumstances indicate that the fair value of the investment is less than the carrying value and the investment may be other-than-temporarily impaired. An impairment loss is required to be recognized if the impairment is deemed to be other than temporary. Investments that are other-than-temporarily impaired are written down to their estimated fair value and cannot subsequently be written back up for increases in estimated fair value. Impairment losses are recorded in equity in earnings (losses) of equity method investees in NEE's consolidated statements of income. See Note 4 – Nonrecurring Fair Value Measurements.

Goodwill and Other Intangible Assets – NEE's goodwill and other intangible assets are as follows:

	Weighted-Average Useful Lives (years)	December 31,	
		2022	2021
		(millions)	
Goodwill (by reporting unit):			
FPL segment, primarily rate-regulated utilities (see Note 6 – Merger of FPL and Gulf Power Company)		\$ 2,989	\$ 2,989
NEER segment:			
Rate-regulated assets, primarily transmission (see Note 6 – GridLiance)		1,218	1,206
Gas infrastructure		487	487
Customer supply and trading		95	95
Clean energy assets		54	56
Corporate and Other		11	11
Total goodwill		\$ 4,854	\$ 4,844
Other intangible assets not subject to amortization, primarily land easements		\$ 136	\$ 136
Other intangible assets subject to amortization:			
Purchased power agreements	16	\$ 549	\$ 507
Other, primarily transportation contracts and customer lists	24	173	187
Total		722	694
Accumulated amortization		(99)	(88)
Total other intangible assets subject to amortization – net		\$ 623	\$ 606

NEE's, including FPL's, goodwill relates to various acquisitions which were accounted for using the acquisition method of accounting. Other intangible assets are primarily included in noncurrent other assets on NEE's consolidated balance sheets. NEE's other intangible assets subject to amortization are amortized, primarily on a straight-line basis, over their estimated useful lives. Amortization expense was approximately \$18 million, \$25 million and \$27 million for the years ended December 31, 2022, 2021 and 2020, respectively, and is expected to be approximately \$20 million, \$22 million, \$20 million, \$22 million and \$20 million for 2023, 2024, 2025, 2026 and 2027, respectively.

Goodwill and other intangible assets not subject to amortization are assessed for impairment at least annually by applying a fair value-based analysis. Other intangible assets subject to amortization are periodically reviewed when impairment indicators are present to assess recoverability from future operations using undiscounted future cash flows.

Pension Plan – NEE records the service cost component of net periodic benefit income to O&M expense and the non-service cost component to other net periodic benefit income in NEE's consolidated statements of income. NEE allocates net periodic pension income to its subsidiaries based on the pensionable earnings of the subsidiaries' employees. Accounting guidance requires recognition of the funded status of the pension plan in the balance sheet, with changes in the funded status recognized in other comprehensive income within shareholders' equity in the year in which the changes occur. Since NEE is the plan sponsor, and its subsidiaries do not have separate rights to the plan assets or direct obligations to their employees, this accounting guidance is reflected at NEE and not allocated to the subsidiaries. The portion of previously unrecognized actuarial gains and losses and prior service costs or credits that are estimated to be allocable to FPL as net periodic (income) cost in future periods and that otherwise would be recorded in accumulated other comprehensive income (AOCI) are classified as regulatory assets and liabilities at NEE in accordance with regulatory treatment.

NEXTERA ENERGY, INC. AND FLORIDA POWER & LIGHT COMPANY
NOTES TO CONSOLIDATED FINANCIAL STATEMENTS (Continued)

Stock-Based Compensation – NEE accounts for stock-based payment transactions based on grant-date fair value. Compensation costs for awards with graded vesting are recognized on a straight-line basis over the requisite service period for the entire award. Forfeitures of stock-based awards are recognized as they occur. See Note 14 – Stock-Based Compensation.

Retirement of Long-Term Debt – For NEE's rate-regulated subsidiaries, including FPL, gains and losses that result from differences in reacquisition cost and the net book value of long-term debt which is retired are deferred as a regulatory asset or liability and amortized to interest expense ratably over the remaining life of the original issue, which is consistent with their treatment in the ratemaking process. NEE's non-rate regulated subsidiaries recognize such differences in interest expense at the time of retirement.

Reference Rate Reform – In March 2020, the Financial Accounting Standards Board issued an accounting standards update which provides certain options to apply accounting guidance on contract modifications and hedge accounting as companies transition from the London Inter-Bank Offered Rate (LIBOR) and other interbank offered rates to alternative reference rates. NEE's and FPL's contracts that reference LIBOR or other interbank offered rates mainly relate to debt and derivative instruments. The standards update was effective upon issuance but can be applied prospectively through December 31, 2024. During the fourth quarter of 2021, NEE began utilizing options provided by the standards update with regard to modifications to debt and debt-related hedging instruments. NEE will continue to evaluate reference rate modifications to debt and derivative instruments through December 31, 2024 and continue to apply the standards update if eligible. Although the full impact is unknown, to date there has not been a material impact to NEE or FPL.

Income Taxes – Deferred income taxes are recognized on all significant temporary differences between the financial statement and tax bases of assets and liabilities, and are presented as noncurrent on NEE's and FPL's consolidated balance sheets. In connection with the tax sharing agreement between NEE and certain of its subsidiaries, the income tax provision at each applicable subsidiary reflects the use of the "separate return method," except that tax benefits that could not be used on a separate return basis, but are used on the consolidated tax return, are recorded by the applicable subsidiary that generated the tax benefits. Any remaining consolidated income tax benefits or expenses are recorded at the corporate level. Included in other regulatory assets and other regulatory liabilities on NEE's and FPL's consolidated balance sheets is the revenue equivalent of the difference in deferred income taxes computed under accounting rules, as compared to regulatory accounting rules. The net regulatory liability totaled \$3,504 million (\$3,449 million for FPL) and \$3,780 million (\$3,723 million for FPL) at December 31, 2022 and 2021, respectively, and is being amortized in accordance with the regulatory treatment over the estimated lives of the assets or liabilities for which the deferred tax amount was initially recognized.

Production tax credits (PTCs) are recognized as wind and solar energy is generated and sold based on a per kWh rate prescribed in applicable federal and state statutes and are recorded as a reduction of current income taxes payable, unless limited by tax law in which instance they are recorded as deferred tax assets. NEER recognizes ITCs as a reduction to income tax expense when the related energy property is placed into service. FPL recognizes ITCs as a reduction to income tax expense over the depreciable life of the related energy property. At December 31, 2022 and 2021, FPL's accumulated deferred ITCs were approximately \$1,031 million and \$1,054 million, respectively, and are included in noncurrent regulatory liabilities on NEE's and FPL's consolidated balance sheets.

A valuation allowance is recorded to reduce the carrying amounts of deferred tax assets when it is more likely than not that such assets will not be realized. NEE recognizes interest income (expense) related to unrecognized tax benefits (liabilities) in interest income and interest expense, respectively, net of the amount deferred at FPL. At FPL, the offset to accrued interest receivable (payable) on income taxes is classified as a regulatory liability (regulatory asset) which will be amortized to income (expense) over a five-year period upon settlement in accordance with regulatory treatment. All tax positions taken by NEE in its income tax returns that are recognized in the financial statements must satisfy a more-likely-than-not threshold. NEE and its subsidiaries file income tax returns in the U.S. federal jurisdiction and various states, the most significant of which is Florida, and certain foreign jurisdictions. Federal tax liabilities, with the exception of certain refund claims, are effectively settled for all years prior to 2017. State and foreign tax liabilities, which have varied statutes of limitations regarding additional assessments, are generally effectively settled for years prior to 2017. At December 31, 2022, NEE had unrecognized tax benefits of approximately \$119 million that, if recognized, could impact the annual effective income tax rate. The amounts of unrecognized tax benefits and related interest accruals may change within the next 12 months; however, NEE and FPL do not expect these changes to have a significant impact on NEE's or FPL's financial statements. See Note 5.

Sales of Differential Membership Interests – Certain subsidiaries of NextEra Energy Resources sold Class B membership interests in entities that have ownership interests in wind generation, solar generation and battery storage facilities, with generating/storage capacity in operation or under construction totaling approximately 12,413 MW, 2,360 MW and 714 MW, respectively, at December 31, 2022, to third-party investors. NEE retains a controlling interest in the entities and therefore presents the Class B member interests as noncontrolling interests. Noncontrolling interests represents the portion of net assets in consolidated entities that are not owned by NEE and are reported as a component of equity in NEE's consolidated balance sheet. The third-party investors are allocated earnings, tax attributes and cash flows in accordance with the respective limited liability company agreements. Those economics are allocated primarily to the third-party investors until they receive a targeted

NEXTERA ENERGY, INC. AND FLORIDA POWER & LIGHT COMPANY
NOTES TO CONSOLIDATED FINANCIAL STATEMENTS (Continued)

return (the flip date) and thereafter to NEE. NEE has the right to call the third-party interests at specified amounts if and when the flip date occurs. NEE has determined the allocation of economics between the controlling party and third-party investor should not follow the respective ownership percentages for each wind generation, solar generation and battery storage project but rather the hypothetical liquidation of book value (HLBV) method based on the governing provisions in each respective limited liability company agreement. Under the HLBV method, the amounts of income and loss attributable to the noncontrolling interest reflects changes in the amount the owners would hypothetically receive at each balance sheet date under the respective liquidation provisions, assuming the net assets of these entities were liquidated at the recorded amounts, after taking into account any capital transactions, such as contributions and distributions, between the entities and the owners. At the point in time that the third-party investor, in hypothetical liquidation, would achieve its targeted return, NEE attributes the additional hypothetical proceeds to the Class B membership interests based on the call price. A loss attributable to noncontrolling interests on NEE's consolidated statements of income represents earnings attributable to NEE.

Redeemable Noncontrolling Interests – Certain subsidiaries of NextEra Energy Resources sold Class B membership interests in entities that have ownership interests in wind generation, as well as solar and solar plus battery storage facilities to third-party investors. As specified in the respective limited liability company agreements, if, subject to certain contingencies, certain events occur, including, among others, those that would delay completion or cancel any of the underlying projects, an investor has the option to require NEE to return all or part of its investment. As these potential redemptions were outside of NEE's control, these balances were classified as redeemable noncontrolling interests on NEE's consolidated balance sheets as of December 31, 2022 and 2021. During 2022, the contingencies associated with the December 31, 2021 balance were resolved and reclassified to noncontrolling interests. The contingencies associated with the December 31, 2022 balance are expected to be resolved in 2023.

Variable Interest Entities (VIEs) – An entity is considered to be a VIE when its total equity investment at risk is not sufficient to permit the entity to finance its activities without additional subordinated financial support, or its equity investors, as a group, lack the characteristics of having a controlling financial interest. A reporting company is required to consolidate a VIE as its primary beneficiary when it has both the power to direct the activities of the VIE that most significantly impact the VIE's economic performance, and the obligation to absorb losses or the right to receive benefits from the VIE that could potentially be significant to the VIE. NEE and FPL evaluate whether an entity is a VIE whenever reconsideration events as defined by the accounting guidance occur. See Note 9.

Leases – NEE and FPL determine if an arrangement is a lease at inception. NEE and FPL recognize a right-of-use (ROU) asset and a lease liability for operating and finance leases by recognizing and measuring leases at the commencement date based on the present value of lease payments over the lease term. For sales-type leases, the book value of the leased asset is removed from the balance sheet and a net investment in sales-type lease is recognized based on fixed payments under the contract and the residual value of the asset being leased. NEE and FPL have elected not to apply the recognition requirements to short-term leases and not to separate nonlease components from associated lease components for all classes of underlying assets except for purchased power agreements. ROU assets are included in noncurrent other assets, lease liabilities are included in current and noncurrent other liabilities and net investments in sales-type leases are included in current and noncurrent other assets on NEE's and FPL's consolidated balance sheets. Operating lease expense is included in fuel, purchased power and interchange or O&M expenses, interest and amortization expenses associated with finance leases are included in interest expense and depreciation and amortization expense, respectively, and rental income associated with operating leases and interest income associated with sales-type leases are included in operating revenues in NEE's and FPL's consolidated statements of income. See Note 10.

Disposal of Businesses/Assets and Sale of Noncontrolling Ownership Interests – In December 2022, subsidiaries of NextEra Energy Resources sold (i) a 49% controlling ownership interest in three wind generation facilities and one solar plus battery facility located in geographically diverse locations throughout the U.S. with a total generating capacity of 1,437 MW and 65 MW of battery storage capacity, two of which facilities are currently under construction with expected in service dates in 2023, and (ii) their 100% ownership interest in three wind generation facilities located in the Midwest region of the U.S. with a total generating capacity of 347 MW to a NEP subsidiary for cash proceeds of approximately \$805 million, plus working capital and other adjustments of \$8 million (subject to post-closing adjustments). NEE will continue to consolidate the projects currently under construction for accounting purposes. A NextEra Energy Resources affiliate will continue to operate the facilities included in the sale. In connection with the sale, a gain of approximately \$301 million (\$230 million after tax) was recorded in NEE's consolidated statements of income for the year ended December 31, 2022 and is included in the gains on disposal of businesses/assets – net. In connection with the facilities currently under construction, approximately \$251 million of cash received was recorded as contract liabilities, which is included in current other liabilities on NEE's consolidated balance sheet at December 31, 2022. The contract liabilities relate to sale proceeds from NEP of approximately \$150 million and differential membership interests of approximately \$101 million. The contract liabilities associated with the sale proceeds and the differential membership interests are subject to the two facilities under construction achieving commercial operations by specified dates in 2023. The contract liabilities will be reversed and the sale recognized for accounting purposes if the contingencies are resolved in 2023. Otherwise, NextEra Energy Resources may be required to return proceeds related to differential membership interests and/or repurchase the facilities for up to \$251 million. In addition, NextEra Energy Resources is responsible to pay for all construction costs related to the portfolio. At December 31, 2022, approximately \$810 million is included in accounts payable on

NEXTERA ENERGY, INC. AND FLORIDA POWER & LIGHT COMPANY
NOTES TO CONSOLIDATED FINANCIAL STATEMENTS (Continued)

NEE's consolidated balance sheet and represents amounts owed by NextEra Energy Resources to NEP to reimburse NEP for construction costs.

In September 2022, subsidiaries of NextEra Energy Resources completed the sale to a NEP subsidiary of a 67% controlling ownership interest in a battery storage facility in California with storage capacity of 230 MW, for cash proceeds of approximately \$191 million, plus working capital and other adjustments of \$2 million. A NextEra Energy Resources affiliate will continue to operate the facility included in the sale. In connection with the sale, a gain of approximately \$87 million (\$66 million after tax) was recorded in NEE's consolidated statements of income for the year ended December 31, 2022 and is included in gains on disposal of businesses/assets – net.

In December 2021, subsidiaries of NextEra Energy Resources sold their 100% ownership interest, comprised of a 50% controlling ownership interest to a NEP subsidiary and a 50% noncontrolling ownership interest to a third party, in a portfolio of seven wind generation facilities and six solar generation facilities in geographically diverse locations throughout the U.S. representing a total generating capacity of 2,520 MW and 115 MW of battery storage capacity, three of which facilities were under construction. Total cash proceeds for these two separate transactions totaled approximately \$1.7 billion. NEER continued to consolidate the three projects under construction for accounting purposes through the first quarter of 2022. A NextEra Energy Resources affiliate will continue to operate the facilities included in the sales. In connection with the sales, a loss of approximately \$53 million (\$33 million after tax) was recorded in NEE's consolidated statements of income for the year ended December 31, 2021 and is included in gains on disposal of businesses/assets – net. In connection with the three facilities that were under construction, approximately \$668 million of cash received was recorded as contract liabilities, which is included in current other liabilities on NEE's consolidated balance sheet at December 31, 2021. The contract liabilities related to sale proceeds from NEP and the third party of approximately \$349 million and differential membership interests of approximately \$319 million, of which \$117 million was contingent on the enactment of a solar PTC by a specified date in 2022. In 2022, the three facilities achieved commercial operations and approximately \$551 million of contract liabilities were reversed and the sale of those facilities was recognized for accounting purposes. In addition, the IRA was enacted establishing a solar PTC (see Note 5) which resolved the outstanding contingencies and \$117 million of contract liabilities were reversed and a gain was recorded in NEE's consolidated statements of income for the year ended December 31, 2022 which is included in gains on disposal of businesses/assets – net. In addition, NextEra Energy Resources was responsible to pay for all construction costs related to the portfolio. At December 31, 2021, approximately \$970 million was included in accounts payable on NEE's consolidated balance sheet and represented amounts owed by NextEra Energy Resources to NEP to reimburse NEP for construction costs.

In 2021, subsidiaries of NextEra Energy Resources completed the sale to a NEP subsidiary of their 100% ownership interests in three wind generation facilities and one solar generation facility located in the West and Midwest regions of the U.S. with a total generating capacity of 467 MW and 33.3% of the noncontrolling ownership interests in four solar generation facilities and multiple distributed generation solar facilities located in geographically diverse locations throughout the U.S. representing a total net ownership interest in plant capacity (net generating capacity) of 122 MW for cash proceeds of approximately \$563 million, plus working capital and other adjustments of \$22 million. A NextEra Energy Resources affiliate will continue to operate the facilities included in the sale. In connection with the sale, a gain of approximately \$94 million (\$69 million after tax) was recorded in NEE's consolidated statements of income for the year ended December 31, 2021, which is included in gains on disposal of businesses/assets, and noncontrolling interests of approximately \$125 million and additional paid-in capital of approximately \$60 million (\$43 million after tax) were recorded on NEE's consolidated balance sheet at December 31, 2021.

In 2020, a subsidiary of NextEra Energy Resources sold a 90% noncontrolling ownership interest, comprised of a 50% ownership interest to a third party and a 40% ownership interest to a NEP subsidiary, in a portfolio of three wind generation facilities and four solar generation facilities in geographically diverse locations throughout the U.S. representing a total net generating capacity of 900 MW. In addition, a subsidiary of NextEra Energy Resources also sold its 100% ownership interest in a 100 MW solar generation facility and a 30 MW battery storage facility (solar-plus-storage facility) that was under construction in Arizona to a NEP subsidiary. Total cash proceeds for these two separate transactions totaled approximately \$656 million. NEER continued to consolidate the projects until the sale was recognized for accounting purposes, see Note 9 – NEER. A NextEra Energy Resources affiliate will continue to operate the facilities included in the sale. In connection with the 90% sale, noncontrolling interests of approximately \$689 million and a reduction to additional paid-in capital of approximately \$188 million (\$165 million after tax) were recorded on NEE's consolidated balance sheet. In connection with the solar-plus-storage facility transaction, approximately \$155 million of cash received was recorded as a contract liability, and upon the solar-plus-storage facility achieving commercial operations in 2021, the contract liability was reversed and the sale was recognized for accounting purposes.

In 2020, a subsidiary of NextEra Energy Resources completed the sale of its ownership interest in two solar generation facilities located in Spain with a total generating capacity of 99.8 MW, which resulted in net cash proceeds of approximately €111 million (approximately \$121 million). In connection with the sale, a gain of approximately \$270 million (pretax and after tax) was recorded in NEE's consolidated statements of income for the year ended December 31, 2020 and is included in gains on disposal of businesses/assets – net.

NEXTERA ENERGY, INC. AND FLORIDA POWER & LIGHT COMPANY
NOTES TO CONSOLIDATED FINANCIAL STATEMENTS (Continued)

2. Revenue from Contracts with Customers

Revenue is recognized when control of the promised goods or services is transferred to customers at an amount that reflects the consideration to which the entity expects to be entitled in exchange for those goods and services. The promised goods or services in the majority of NEE's contracts with customers is, at FPL, for the delivery of electricity based on tariff rates approved by the FPSC and, at NEER, for the delivery of energy commodities and the availability of electric capacity and electric transmission.

FPL and NEER generate substantially all of NEE's operating revenues, which primarily include revenues from contracts with customers, as well as derivative (see Note 3) and lease transactions at NEER. For the vast majority of contracts with customers, NEE believes that the obligation to deliver energy, capacity or transmission is satisfied over time as the customer simultaneously receives and consumes benefits as NEE performs. In 2022, 2021 and 2020, NEE's revenue from contracts with customers was approximately \$23.0 billion (\$17.2 billion at FPL), \$18.8 billion (\$14.1 billion at FPL) and \$17.0 billion (\$13.0 billion at FPL), respectively. NEE's and FPL's receivables are primarily associated with revenues earned from contracts with customers, as well as derivative and lease transactions at NEER, and consist of both billed and unbilled amounts, which are recorded in customer receivables and other receivables on NEE's and FPL's consolidated balance sheets. Receivables represent unconditional rights to consideration and reflect the differences in timing of revenue recognition and cash collections. For substantially all of NEE's and FPL's receivables, regardless of the type of revenue transaction from which the receivable originated, customer and counterparty credit risk is managed in the same manner and the terms and conditions of payment are similar. During 2021, NEER did not recognize approximately \$180 million of revenue related to reimbursable expenses from a counterparty that were deemed not probable of collection. These reimbursable expenses arose from the impacts of the February 2021 weather event. These determinations were made based on assessments of the counterparty's creditworthiness and NEER's ability to collect.

FPL – FPL's revenues are derived primarily from tariff-based sales that result from providing electricity to retail customers in Florida with no defined contractual term. Electricity sales to retail customers account for approximately 90% of FPL's 2022 operating revenues, the majority of which are to residential customers. FPL's retail customers receive a bill monthly based on the amount of monthly kWh usage with payment due monthly. For these types of sales, FPL recognizes revenue as electricity is delivered and billed to customers, as well as an estimate for electricity delivered and not yet billed. The billed and unbilled amounts represent the value of electricity delivered to the customer. At December 31, 2022 and 2021, FPL's unbilled revenues amounted to approximately \$661 million and \$583 million, respectively, and are included in customer receivables on NEE's and FPL's consolidated balance sheets. Certain contracts with customers contain a fixed price which primarily relate to certain power purchase agreements with maturity dates through 2041. As of December 31, 2022, FPL expects to record approximately \$390 million of revenues related to the fixed capacity price components of such contracts over the remaining terms of the related contracts as the capacity is provided. These contracts also contain a variable price component for energy usage which FPL recognizes as revenue as the energy is delivered based on rates stipulated in the respective contracts.

NEER – NEER's revenue from contracts with customers is derived primarily from the sale of energy commodities, electric capacity and electric transmission. For these types of sales, NEER recognizes revenue as energy commodities are delivered and as electric capacity and electric transmission are made available, consistent with the amounts billed to customers based on rates stipulated in the respective contracts as well as an accrual for amounts earned but not yet billed. The amounts billed and accrued represent the value of energy or transmission delivered and/or the capacity of energy or transmission available to the customer. Revenues yet to be earned under these contracts, which have maturity dates ranging from 2023 to 2053, will vary based on the volume of energy or transmission delivered and/or available. NEER's customers typically receive bills monthly with payment due within 30 days. Certain contracts with customers contain a fixed price which primarily relate to electric capacity sales through 2036, certain power purchase agreements with maturity dates through 2034 and capacity sales associated with natural gas transportation through 2062. At December 31, 2022, NEER expects to record approximately \$1.2 billion of revenues related to the fixed price components of such contracts over the remaining terms of the related contracts as the capacity is provided. The power purchase agreements also contain a variable price component for energy usage which NEER recognizes as revenue as the energy is delivered based on rates stipulated in the respective contracts.

3. Derivative Instruments

NEE and FPL use derivative instruments (primarily swaps, options, futures and forwards) to manage the physical and financial risks inherent in the purchase and sale of fuel and electricity, as well as interest rate and foreign currency exchange rate risk associated primarily with outstanding and expected future debt issuances and borrowings, and to optimize the value of NEER's power generation and gas infrastructure assets. NEE and FPL do not utilize hedge accounting for their cash flow and fair value hedges.

With respect to commodities related to NEE's competitive energy business, NEER employs risk management procedures to conduct its activities related to optimizing the value of its power generation and gas infrastructure assets, providing full energy and capacity requirements services primarily to distribution utilities, and engaging in power and fuel marketing and trading activities to take advantage of expected future favorable price movements and changes in the expected volatility of prices in the energy markets. These risk management activities involve the use of derivative instruments executed within prescribed limits to

NEXTERA ENERGY, INC. AND FLORIDA POWER & LIGHT COMPANY
NOTES TO CONSOLIDATED FINANCIAL STATEMENTS (Continued)

manage the risk associated with fluctuating commodity prices. Transactions in derivative instruments are executed on recognized exchanges or via the over-the-counter (OTC) markets, depending on the most favorable credit terms and market execution factors. For NEER's power generation and gas infrastructure assets, derivative instruments are used to hedge all or a portion of the expected output of these assets. These hedges are designed to reduce the effect of adverse changes in the wholesale forward commodity markets associated with NEER's power generation and gas infrastructure assets. With regard to full energy and capacity requirements services, NEER is required to vary the quantity of energy and related services based on the load demands of the customers served. For this type of transaction, derivative instruments are used to hedge the anticipated electricity quantities required to serve these customers and reduce the effect of unfavorable changes in the forward energy markets. Additionally, NEER takes positions in energy markets based on differences between actual forward market levels and management's view of fundamental market conditions, including supply/demand imbalances, changes in traditional flows of energy, changes in short- and long-term weather patterns and anticipated regulatory and legislative outcomes. NEER uses derivative instruments to realize value from these market dislocations, subject to strict risk management limits around market, operational and credit exposure.

Derivative instruments, when required to be marked to market, are recorded on NEE's and FPL's consolidated balance sheets as either an asset or liability measured at fair value. At FPL, substantially all changes in the derivatives' fair value are deferred as a regulatory asset or liability until the contracts are settled, and, upon settlement, any gains or losses are passed through the fuel and purchased power cost recovery clause (fuel clause). For NEE's non-rate regulated operations, predominantly NEER, essentially all changes in the derivatives' fair value for power purchases and sales, fuel sales and trading activities are recognized on a net basis in operating revenues and the equity method investees' related activity is recognized in equity in earnings of equity method investees in NEE's consolidated statements of income. Settlement gains and losses are included within the line items in the consolidated statements of income to which they relate. Transactions for which physical delivery is deemed not to have occurred are presented on a net basis in the consolidated statements of income. For commodity derivatives, NEE believes that, where offsetting positions exist at the same location for the same time, the transactions are considered to have been netted and therefore physical delivery has been deemed not to have occurred for financial reporting purposes. Settlements related to derivative instruments are substantially all recognized in net cash provided by operating activities in NEE's and FPL's consolidated statements of cash flows.

For interest rate and foreign currency derivative instruments, all changes in the derivatives' fair value, as well as the transaction gain or loss on foreign denominated debt, are recognized in interest expense and the equity method investees' related activity is recognized in equity in earnings (losses) of equity method investees in NEE's consolidated statements of income. In addition, for the year ended December 31, 2020, NEE reclassified from AOCI approximately \$26 million (\$6 million after tax), of which \$23 million was reclassified to gains on disposal of businesses/assets – net (see Note 1 – Disposal of Businesses/Assets and Sale of Noncontrolling Ownership Interests) with the balance to interest expense, because it became probable that related future transactions being hedged would not occur. At December 31, 2022, NEE's AOCI included amounts related to discontinued interest rate cash flow hedges with expiration dates through March 2035 and foreign currency cash flow hedges with expiration dates through September 2030. Approximately \$2 million of net losses included in AOCI at December 31, 2022 are expected to be reclassified into earnings within the next 12 months as the principal and/or interest payments are made. Such amounts assume no change in scheduled principal payments.

Fair Value Measurements of Derivative Instruments – The fair value of assets and liabilities are determined using either unadjusted quoted prices in active markets (Level 1) or pricing inputs that are observable (Level 2) whenever that information is available and using unobservable inputs (Level 3) to estimate fair value only when relevant observable inputs are not available. NEE and FPL use several different valuation techniques to measure the fair value of assets and liabilities, relying primarily on the market approach of using prices and other market information for identical and/or comparable assets and liabilities for those assets and liabilities that are measured at fair value on a recurring basis. NEE's and FPL's assessment of the significance of any particular input to the fair value measurement requires judgment and may affect placement within the fair value hierarchy levels. Non-performance risk, including the consideration of a credit valuation adjustment, is also considered in the determination of fair value for all assets and liabilities measured at fair value.

NEE and FPL measure the fair value of commodity contracts using a combination of market and income approaches utilizing prices observed on commodities exchanges and in the OTC markets, or through the use of industry-standard valuation techniques, such as option modeling or discounted cash flows techniques, incorporating both observable and unobservable valuation inputs. The resulting measurements are the best estimate of fair value as represented by the transfer of the asset or liability through an orderly transaction in the marketplace at the measurement date.

Most exchange-traded derivative assets and liabilities are valued directly using unadjusted quoted prices. For exchange-traded derivative assets and liabilities where the principal market is deemed to be inactive based on average daily volumes and open interest, the measurement is established using settlement prices from the exchanges, and therefore considered to be valued using other observable inputs.

NEXTERA ENERGY, INC. AND FLORIDA POWER & LIGHT COMPANY
NOTES TO CONSOLIDATED FINANCIAL STATEMENTS (Continued)

NEE, through its subsidiaries, including FPL, also enters into OTC commodity contract derivatives. The majority of these contracts are transacted at liquid trading points, and the prices for these contracts are verified using quoted prices in active markets from exchanges, brokers or pricing services for similar contracts.

NEE, through NEER, also enters into full requirements contracts, which, in most cases, meet the definition of derivatives and are measured at fair value. These contracts typically have one or more inputs that are not observable and are significant to the valuation of the contract. In addition, certain exchange and non-exchange traded derivative options at NEE have one or more significant inputs that are not observable, and are valued using industry-standard option models.

In all cases where NEE and FPL use significant unobservable inputs for the valuation of a commodity contract, consideration is given to the assumptions that market participants would use in valuing the asset or liability. The primary input to the valuation models for commodity contracts is the forward commodity curve for the respective instruments. Other inputs include, but are not limited to, assumptions about market liquidity, volatility, correlation and contract duration as more fully described below in Significant Unobservable Inputs Used in Recurring Fair Value Measurements. In instances where the reference markets are deemed to be inactive or do not have transactions for a similar contract, the derivative assets and liabilities may be valued using significant other observable inputs and potentially significant unobservable inputs. In such instances, the valuation for these contracts is established using techniques including extrapolation from or interpolation between actively traded contracts, or estimated basis adjustments from liquid trading points. NEE and FPL regularly evaluate and validate the inputs used to determine fair value by a number of methods, consisting of various market price verification procedures, including the use of pricing services and multiple broker quotes to support the market price of the various commodities. In all cases where there are assumptions and models used to generate inputs for valuing derivative assets and liabilities, the review and verification of the assumptions, models and changes to the models are undertaken by individuals that are independent of those responsible for estimating fair value.

NEE uses interest rate contracts and foreign currency contracts to mitigate and adjust interest rate and foreign currency exchange exposure related primarily to certain outstanding and expected future debt issuances and borrowings when deemed appropriate based on market conditions or when required by financing agreements. NEE estimates the fair value of these derivatives using an income approach based on a discounted cash flows valuation technique utilizing the net amount of estimated future cash inflows and outflows related to the agreements.

The tables below present NEE's and FPL's gross derivative positions at December 31, 2022 and 2021, as required by disclosure rules. However, the majority of the underlying contracts are subject to master netting agreements and generally would not be contractually settled on a gross basis. Therefore, the tables below also present the derivative positions on a net basis, which reflect the offsetting of positions of certain transactions within the portfolio, the contractual ability to settle contracts under master netting arrangements and the netting of margin cash collateral, as well as the location of the net derivative position on the consolidated balance sheets.

NEXTERA ENERGY, INC. AND FLORIDA POWER & LIGHT COMPANY
NOTES TO CONSOLIDATED FINANCIAL STATEMENTS (Continued)

	December 31, 2022				
	Level 1	Level 2	Level 3	Netting ^(a)	Total
	(millions)				
Assets:					
NEE:					
Commodity contracts	\$ 5,372	\$ 7,559	\$ 2,094	\$ (12,030)	\$ 2,995
Interest rate contracts	\$ —	\$ 583	\$ —	\$ (49)	534
Foreign currency contracts	\$ —	\$ —	\$ —	\$ (4)	(4)
Total derivative assets					<u>\$ 3,525</u>
FPL – commodity contracts	\$ —	\$ 11	\$ 25	\$ (7)	\$ 29
Liabilities:					
NEE:					
Commodity contracts	\$ 7,185	\$ 7,620	\$ 2,948	\$ (13,010)	\$ 4,743
Interest rate contracts	\$ —	\$ 191	\$ —	\$ (49)	142
Foreign currency contracts	\$ —	\$ 130	\$ —	\$ (4)	126
Total derivative liabilities					<u>\$ 5,011</u>
FPL – commodity contracts	\$ —	\$ 4	\$ 16	\$ (7)	\$ 13
Net fair value by NEE balance sheet line item:					
Current derivative assets ^(b)					\$ 1,590
Noncurrent derivative assets ^(c)					1,935
Total derivative assets					<u>\$ 3,525</u>
Current derivative liabilities ^(d)					\$ 2,102
Noncurrent derivative liabilities ^(e)					2,909
Total derivative liabilities					<u>\$ 5,011</u>
Net fair value by FPL balance sheet line item:					
Current other assets					\$ 19
Noncurrent other assets					10
Total derivative assets					<u>\$ 29</u>
Current other liabilities					\$ 12
Noncurrent other liabilities					1
Total derivative liabilities					<u>\$ 13</u>

(a) Includes the effect of the contractual ability to settle contracts under master netting arrangements and the netting of margin cash collateral payments and receipts. NEE and FPL also have contract settlement receivable and payable balances that are subject to the master netting arrangements but are not offset within the consolidated balance sheets and are recorded in customer receivables – net and accounts payable, respectively.

(b) Reflects the netting of approximately \$299 million in margin cash collateral received from counterparties.

(c) Reflects the netting of approximately \$262 million in margin cash collateral received from counterparties.

(d) Reflects the netting of approximately \$328 million in margin cash collateral paid to counterparties.

(e) Reflects the netting of approximately \$1,213 million in margin cash collateral paid to counterparties.

NEXTERA ENERGY, INC. AND FLORIDA POWER & LIGHT COMPANY
NOTES TO CONSOLIDATED FINANCIAL STATEMENTS (Continued)

	December 31, 2021				
	Level 1	Level 2	Level 3	Netting ^(a)	Total
	(millions)				
Assets:					
NEE:					
Commodity contracts	\$ 1,896	\$ 5,082	\$ 1,401	\$ (6,622)	\$ 1,757
Interest rate contracts	\$ —	\$ 106	\$ —	\$ (30)	76
Foreign currency contracts	\$ —	\$ 8	\$ —	\$ (17)	(9)
Total derivative assets					<u>\$ 1,824</u>
FPL – commodity contracts	\$ —	\$ 3	\$ 13	\$ (3)	\$ 13
Liabilities:					
NEE:					
Commodity contracts	\$ 2,571	\$ 4,990	\$ 1,231	\$ (6,594)	\$ 2,198
Interest rate contracts	\$ —	\$ 739	\$ —	\$ (30)	709
Foreign currency contracts	\$ —	\$ 86	\$ —	\$ (17)	69
Total derivative liabilities					<u>\$ 2,976</u>
FPL – commodity contracts	\$ —	\$ 8	\$ 5	\$ (3)	\$ 10
Net fair value by NEE balance sheet line item:					
Current derivative assets ^(b)					\$ 689
Noncurrent derivative assets ^(c)					1,135
Total derivative assets					<u>\$ 1,824</u>
Current derivative liabilities ^(d)					\$ 1,263
Noncurrent derivative liabilities ^(e)					1,713
Total derivative liabilities					<u>\$ 2,976</u>
Net fair value by FPL balance sheet line item:					
Current other assets					\$ 13
Current other liabilities					\$ 9
Noncurrent other liabilities					1
Total derivative liabilities					<u>\$ 10</u>

- (a) Includes the effect of the contractual ability to settle contracts under master netting arrangements and the netting of margin cash collateral payments and receipts. NEE and FPL also have contract settlement receivable and payable balances that are subject to the master netting arrangements but are not offset within the consolidated balance sheets and are recorded in customer receivables – net and accounts payable, respectively.
- (b) Reflects the netting of approximately \$150 million in margin cash collateral received from counterparties.
- (c) Reflects the netting of approximately \$56 million in margin cash collateral received from counterparties.
- (d) Reflects the netting of approximately \$6 million in margin cash collateral paid to counterparties.
- (e) Reflects the netting of approximately \$172 million in margin cash collateral paid to counterparties.

At December 31, 2022 and 2021, NEE had approximately \$106 million (none at FPL) and \$56 million (none at FPL), respectively, in margin cash collateral received from counterparties that was not offset against derivative assets in the above presentation. These amounts are included in current other liabilities on NEE's consolidated balance sheets. Additionally, at December 31, 2022 and 2021, NEE had approximately \$268 million (none at FPL) and \$673 million (none at FPL), respectively, in margin cash collateral paid to counterparties that was not offset against derivative assets or liabilities in the above presentation. These amounts are included in current other assets on NEE's consolidated balance sheets.

Significant Unobservable Inputs Used in Recurring Fair Value Measurements – The valuation of certain commodity contracts requires the use of significant unobservable inputs. All forward price, implied volatility, implied correlation and interest rate inputs used in the valuation of such contracts are directly based on third-party market data, such as broker quotes and exchange settlements, when that data is available. If third-party market data is not available, then industry standard methodologies are used to develop inputs that maximize the use of relevant observable inputs and minimize the use of unobservable inputs. Observable inputs, including some forward prices, implied volatilities and interest rates used for determining fair value are updated daily to reflect the best available market information. Unobservable inputs which are related to observable inputs, such as illiquid portions of forward price or volatility curves, are updated daily as well, using industry standard techniques, such as interpolation and extrapolation, combining observable forward inputs supplemented by historical market and other relevant data. Other unobservable inputs, such as implied correlations, block-to-hourly price shaping, customer migration rates from full

NEXTERA ENERGY, INC. AND FLORIDA POWER & LIGHT COMPANY
NOTES TO CONSOLIDATED FINANCIAL STATEMENTS (Continued)

requirements contracts and some implied volatility curves, are modeled using proprietary models based on historical data and industry standard techniques.

The significant unobservable inputs used in the valuation of NEE's commodity contracts categorized as Level 3 of the fair value hierarchy at December 31, 2022 are as follows:

Transaction Type	Fair Value at December 31, 2022		Valuation Technique(s)	Significant Unobservable Inputs	Range	Weighted- average ^(a)
	Assets	Liabilities				
	(millions)					
Forward contracts – power	\$ 222	\$ 621	Discounted cash flow	Forward price (per MWh ^(b))	\$(9) — \$564	\$51
Forward contracts – gas	349	307	Discounted cash flow	Forward price (per MMBtu ^(c))	\$2 — \$23	\$4
Forward contracts – congestion	68	12	Discounted cash flow	Forward price (per MWh ^(b))	\$(21) — \$26	\$1
Options – power	114	5	Option models	Implied correlations	44% — 90%	56%
				Implied volatilities	32% — 361%	134%
Options – primarily gas	726	736	Option models	Implied correlations	44% — 90%	56%
				Implied volatilities	24% — 298%	59%
Full requirements and unit contingent contracts	457	1,037	Discounted cash flow	Forward price (per MWh ^(b))	\$13 — \$424	\$73
				Customer migration rate ^(d)	—% — 103%	6%
Forward contracts – other	158	230				
Total	\$ 2,094	\$ 2,948				

(a) Unobservable inputs were weighted by volume.

(b) Megawatt-hours

(c) One million British thermal units

(d) Applies only to full requirements contracts.

The sensitivity of NEE's fair value measurements to increases (decreases) in the significant unobservable inputs is as follows:

Significant Unobservable Input	Position	Impact on
		Fair Value Measurement
Forward price	Purchase power/gas	Increase (decrease)
	Sell power/gas	Decrease (increase)
Implied correlations	Purchase option	Decrease (increase)
	Sell option	Increase (decrease)
Implied volatilities	Purchase option	Increase (decrease)
	Sell option	Decrease (increase)
Customer migration rate	Sell power ^(a)	Decrease (increase)

(a) Assumes the contract is in a gain position.

NEXTERA ENERGY, INC. AND FLORIDA POWER & LIGHT COMPANY
NOTES TO CONSOLIDATED FINANCIAL STATEMENTS (Continued)

The reconciliation of changes in the fair value of derivatives that are based on significant unobservable inputs is as follows:

	Years Ended December 31,					
	2022		2021		2020	
	NEE	FPL	NEE	FPL	NEE	FPL
	(millions)					
Fair value of net derivatives based on significant unobservable inputs at December 31 of prior year	\$ 170	\$ 8	\$ 1,374	\$ (1)	\$ 1,207	\$ (8)
Realized and unrealized gains (losses):						
Included in earnings ^(a)	(2,343)	—	(1,488)	—	547	—
Included in other comprehensive income (loss) ^(b)	—	—	—	—	1	—
Included in regulatory assets and liabilities	158	158	8	8	2	2
Purchases	542	—	243	—	191	—
Sales ^(c)	—	—	—	—	114	—
Settlements	992	(157)	259	1	(562)	6
Issuances	(362)	—	(196)	—	(123)	—
Transfers in ^(d)	(4)	—	2	—	18	(1)
Transfers out ^(d)	(7)	—	(32)	—	(21)	—
Fair value of net derivatives based on significant unobservable inputs at December 31	<u>\$ (854)</u>	<u>\$ 9</u>	<u>\$ 170</u>	<u>\$ 8</u>	<u>\$ 1,374</u>	<u>\$ (1)</u>
Gains (losses) included in earnings attributable to the change in unrealized gains (losses) relating to derivatives held at the reporting date ^(e)	<u>\$ (1,162)</u>	<u>\$ —</u>	<u>\$ (924)</u>	<u>\$ —</u>	<u>\$ 317</u>	<u>\$ —</u>

- (a) For the years ended December 31, 2022, 2021 and 2020, realized and unrealized gains (losses) of approximately \$(2,343) million, \$(1,488) million and \$569 million are included in the consolidated statements of income in operating revenues and the balance is included in interest expense.
- (b) Included in net unrealized gains (losses) on foreign currency translation in the consolidated statements of comprehensive income.
- (c) See Note 1 – Disposal of Businesses/Assets and Sale of Noncontrolling Ownership Interests.
- (d) Transfers into Level 3 were a result of decreased observability of market data. Transfers from Level 3 to Level 2 were a result of increased observability of market data.
- (e) For the years ended December 31, 2022, 2021 and 2020, unrealized gains (losses) of approximately \$(1,162) million, \$(924) million and \$317 million are included in the consolidated statements of income in operating revenues and the balance is included in interest expense.

Income Statement Impact of Derivative Instruments – Gains (losses) related to NEE's derivatives are recorded in NEE's consolidated statements of income as follows:

	Years Ended December 31,		
	2022	2021	2020
	(millions)		
Commodity contracts ^(a) – operating revenues (including \$2,346 unrealized losses, \$2,235 unrealized losses and \$163 unrealized losses, respectively)	\$ (3,297)	\$ (2,710)	\$ 352
Foreign currency contracts – interest expense (including \$53 unrealized losses, \$89 unrealized losses and \$26 unrealized gains, respectively)	(61)	(89)	8
Interest rate contracts – interest expense (including \$1,021 unrealized gains, \$319 unrealized gains and \$396 unrealized losses, respectively)	1,221	264	(421)
Losses reclassified from AOCI:			
Interest rate contracts ^(b)	(5)	(7)	(35)
Foreign currency contracts – interest expense	(3)	(3)	(3)
Total	<u>\$ (2,145)</u>	<u>\$ (2,545)</u>	<u>\$ (99)</u>

- (a) For the years ended December 31, 2022, 2021 and 2020, FPL recorded gains of approximately \$211 million, \$7 million and \$6 million, respectively, related to commodity contracts as regulatory liabilities on its consolidated balance sheets.
- (b) For the year ended December 31, 2020, approximately \$23 million was reclassified to gains on disposal of businesses/assets – net (see Note 1 – Disposal of Businesses/Assets and Sale of Noncontrolling Ownership Interests); remaining balances were reclassified to interest expense on NEE's consolidated statements of income.

Notional Volumes of Derivative Instruments – The following table represents net notional volumes associated with derivative instruments that are required to be reported at fair value in NEE's and FPL's consolidated financial statements. The table includes significant volumes of transactions that have minimal exposure to commodity price changes because they are variably priced agreements. These volumes are only an indication of the commodity exposure that is managed through the use of derivatives. They do not represent net physical asset positions or non-derivative positions and the related hedges, nor do they represent NEE's and FPL's net economic exposure, but only the net notional derivative positions that fully or partially hedge the related asset positions. NEE and FPL had derivative commodity contracts for the following net notional volumes:

NEXTERA ENERGY, INC. AND FLORIDA POWER & LIGHT COMPANY
NOTES TO CONSOLIDATED FINANCIAL STATEMENTS (Continued)

Commodity Type	December 31, 2022				December 31, 2021			
	NEE		FPL		NEE		FPL	
	(millions)							
Power	(104)	MWh	—		(103)	MWh	—	
Natural gas	(1,307)	MMBtu	258	MMBtu	(1,290)	MMBtu	91	MMBtu
Oil	(38)	barrels	—		(33)	barrels	—	

At December 31, 2022 and 2021, NEE had interest rate contracts with a notional amount of approximately \$19.7 billion and \$11.2 billion, respectively, and foreign currency contracts with a notional amount of approximately \$1.0 billion and \$1.0 billion, respectively.

Credit-Risk-Related Contingent Features – Certain derivative instruments contain credit-risk-related contingent features including, among other things, the requirement to maintain an investment grade credit rating from specified credit rating agencies and certain financial ratios, as well as credit-related cross-default and material adverse change triggers. At December 31, 2022 and 2021, the aggregate fair value of NEE's derivative instruments with credit-risk-related contingent features that were in a liability position was approximately \$7.4 billion (\$15 million for FPL) and \$4.1 billion (\$12 million for FPL), respectively.

If the credit-risk-related contingent features underlying these derivative agreements were triggered, certain subsidiaries of NEE, including FPL, could be required to post collateral or settle contracts according to contractual terms which generally allow netting of contracts in offsetting positions. Certain derivative contracts contain multiple types of credit-related triggers. To the extent these contracts contain a credit ratings downgrade trigger, the maximum exposure is included in the following credit ratings collateral posting requirements. If FPL's and NEECH's credit ratings were downgraded to BBB/Baa2 (a three level downgrade for FPL and a one level downgrade for NEECH from the current lowest applicable rating), applicable NEE subsidiaries would be required to post collateral such that the total posted collateral would be approximately \$1,625 million (none at FPL) and \$645 million (none at FPL) at December 31, 2022 and 2021, respectively. If FPL's and NEECH's credit ratings were downgraded to below investment grade, applicable NEE subsidiaries would be required to post additional collateral such that the total posted collateral would be approximately \$5.2 billion (\$20 million at FPL) and \$2.7 billion (\$35 million at FPL) at December 31, 2022 and 2021, respectively. Some derivative contracts do not contain credit ratings downgrade triggers, but do contain provisions that require certain financial measures be maintained and/or have credit-related cross-default triggers. In the event these provisions were triggered, applicable NEE subsidiaries could be required to post additional collateral of up to approximately \$1.1 billion (\$185 million at FPL) and \$1.0 billion (\$145 million at FPL) at December 31, 2022 and 2021, respectively.

Collateral related to derivatives may be posted in the form of cash or credit support in the normal course of business. At December 31, 2022 and 2021, applicable NEE subsidiaries have posted approximately \$59 million (none at FPL) and \$84 million (none at FPL), respectively, in cash and \$1.2 billion (none at FPL) and \$1.1 billion (none at FPL), respectively, in the form of letters of credit each of which could be applied toward the collateral requirements described above. FPL and NEECH have capacity under their credit facilities generally in excess of the collateral requirements described above that would be available to support, among other things, derivative activities. Under the terms of the credit facilities, maintenance of a specific credit rating is not a condition to drawing on these credit facilities, although there are other conditions to drawing on these credit facilities.

Additionally, some contracts contain certain adequate assurance provisions whereby a counterparty may demand additional collateral based on subjective events and/or conditions. Due to the subjective nature of these provisions, NEE and FPL are unable to determine an exact value for these items and they are not included in any of the quantitative disclosures above.

4. Non-Derivative Fair Value Measurements

Non-derivative fair value measurements consist of NEE's and FPL's cash equivalents and restricted cash equivalents, special use funds and other investments. The fair value of these financial assets is determined by using the valuation techniques and inputs as described in Note 3 – Fair Value Measurements of Derivative Instruments as well as below.

Cash Equivalents and Restricted Cash Equivalents – NEE and FPL hold investments in money market funds. The fair value of these funds is estimated using a market approach based on current observable market prices.

Special Use Funds and Other Investments – NEE and FPL hold primarily debt and equity securities directly, as well as indirectly through commingled funds. Substantially all directly held equity securities are valued at their quoted market prices. For directly held debt securities, multiple prices and price types are obtained from pricing vendors whenever possible, which enables cross-provider validations. A primary price source is identified based on asset type, class or issue of each security. Commingled funds, which are similar to mutual funds, are maintained by banks or investment companies and hold certain investments in accordance with a stated set of objectives. The fair value of commingled funds is primarily derived from the quoted prices in active markets of the underlying securities. Because the fund shares are offered to a limited group of investors, they are not considered to be traded in an active market.

NEXTERA ENERGY, INC. AND FLORIDA POWER & LIGHT COMPANY
NOTES TO CONSOLIDATED FINANCIAL STATEMENTS (Continued)

Fair Value Measurement Alternative – NEE holds investments in equity securities without readily determinable fair values, which are initially recorded at cost, of approximately \$485 million and \$72 million at December 31, 2022 and 2021, respectively, and are included in noncurrent other assets on NEE's consolidated balance sheets. Adjustments to carrying values are recorded as a result of observable price changes in transactions for identical or similar investments of the same issuer.

Recurring Non-Derivative Fair Value Measurements – NEE's and FPL's financial assets and other fair value measurements made on a recurring basis by fair value hierarchy level are as follows:

	December 31, 2022			
	Level 1	Level 2	Level 3	Total
	(millions)			
Assets:				
Cash equivalents and restricted cash equivalents: ^(a)				
NEE – equity securities	\$ 961	\$ —	\$ —	\$ 961
FPL – equity securities	\$ 36	\$ —	\$ —	\$ 36
Special use funds: ^(b)				
NEE:				
Equity securities	\$ 2,062	\$ 2,375 ^(c)	\$ —	\$ 4,437
U.S. Government and municipal bonds	\$ 641	\$ 63	\$ —	\$ 704
Corporate debt securities	\$ 6	\$ 716	\$ —	\$ 722
Asset-backed securities	\$ —	\$ 615	\$ —	\$ 615
Other debt securities	\$ 1	\$ 19	\$ —	\$ 20
FPL:				
Equity securities	\$ 743	\$ 2,162 ^(c)	\$ —	\$ 2,905
U.S. Government and municipal bonds	\$ 505	\$ 29	\$ —	\$ 534
Corporate debt securities	\$ 6	\$ 547	\$ —	\$ 553
Asset-backed securities	\$ —	\$ 473	\$ —	\$ 473
Other debt securities	\$ 1	\$ 11	\$ —	\$ 12
Other investments: ^(d)				
NEE:				
Equity securities	\$ 30	\$ 1	\$ —	\$ 31
Debt securities	\$ 117	\$ 300	\$ 118	\$ 535
FPL:				
Equity securities	\$ 9	\$ —	\$ —	\$ 9
Debt securities	\$ —	\$ 114	\$ —	\$ 114

(a) Includes restricted cash equivalents of approximately \$69 million (\$33 million for FPL) in current other assets on the consolidated balance sheets.

(b) Excludes investments accounted for under the equity method and loans not measured at fair value on a recurring basis. See Fair Value of Financial Instruments Recorded at Other than Fair Value below.

(c) Primarily invested in commingled funds whose underlying securities would be Level 1 if those securities were held directly by NEE or FPL.

(d) Included in noncurrent other assets on NEE's and FPL's consolidated balance sheets.

NEXTERA ENERGY, INC. AND FLORIDA POWER & LIGHT COMPANY
NOTES TO CONSOLIDATED FINANCIAL STATEMENTS (Continued)

	December 31, 2021			
	Level 1	Level 2	Level 3	Total
	(millions)			
Assets:				
Cash equivalents and restricted cash equivalents: ^(a)				
NEE – equity securities	\$ 176	\$ —	\$ —	\$ 176
FPL – equity securities	\$ 58	\$ —	\$ —	\$ 58
Special use funds: ^(b)				
NEE:				
Equity securities	\$ 2,538	\$ 2,973 ^(c)	\$ —	\$ 5,511
U.S. Government and municipal bonds	\$ 770	\$ 75	\$ —	\$ 845
Corporate debt securities	\$ 7	\$ 955	\$ —	\$ 962
Asset-backed securities	\$ —	\$ 663	\$ —	\$ 663
Other debt securities	\$ 2	\$ 33	\$ —	\$ 35
FPL:				
Equity securities	\$ 862	\$ 2,690 ^(c)	\$ —	\$ 3,552
U.S. Government and municipal bonds	\$ 624	\$ 44	\$ —	\$ 668
Corporate debt securities	\$ 6	\$ 720	\$ —	\$ 726
Asset-backed securities	\$ —	\$ 515	\$ —	\$ 515
Other debt securities	\$ 2	\$ 23	\$ —	\$ 25
Other investments: ^(d)				
NEE:				
Equity securities	\$ 70	\$ 2	\$ —	\$ 72
Debt securities	\$ 111	\$ 162	\$ 12	\$ 285
FPL – equity securities	\$ 13	\$ —	\$ —	\$ 13

(a) Includes restricted cash equivalents of approximately \$56 million (\$53 million for FPL) in current other assets on the consolidated balance sheets.

(b) Excludes investments accounted for under the equity method and loans not measured at fair value on a recurring basis. See Fair Value of Financial Instruments Recorded at Other than Fair Value below.

(c) Primarily invested in commingled funds whose underlying securities would be Level 1 if those securities were held directly by NEE or FPL.

(d) Included in noncurrent other assets on NEE's and FPL's consolidated balance sheets.

Contingent Consideration – NEER had approximately \$203 million and \$261 million of contingent consideration liabilities at December 31, 2022 and 2021, respectively, which are included in noncurrent other liabilities on NEE's consolidated balance sheets. The liabilities relate to contingent consideration for the completion of capital expenditures for future development projects in connection with the acquisition of GridLiance Holdco, LP and GridLiance GP, LLC (GridLiance) (see Note 6 – GridLiance). NEECH guarantees the contingent consideration obligations under the GridLiance acquisition agreements. Significant inputs and assumptions used in the fair value measurement, some of which are Level 3 and require judgement, include the projected timing and amount of future cash flows, estimated probability of completing future development projects as well as discount rates.

Fair Value of Financial Instruments Recorded at Other than Fair Value – The carrying amounts of commercial paper and other short-term debt approximate their fair values. The carrying amounts and estimated fair values of other financial instruments recorded at other than fair value are as follows:

NEXTERA ENERGY, INC. AND FLORIDA POWER & LIGHT COMPANY
NOTES TO CONSOLIDATED FINANCIAL STATEMENTS (Continued)

	December 31, 2022		December 31, 2021	
	Carrying Amount	Estimated Fair Value	Carrying Amount	Estimated Fair Value
	(millions)			
NEE:				
Special use funds ^(a)	\$ 998	\$ 999	\$ 906	\$ 907
Other receivables, net of allowances ^(b)	\$ 221	\$ 221	\$ 26	\$ 26
Long-term debt, including current portion	\$ 61,889	\$ 57,892 ^(c)	\$ 52,745	\$ 57,290 ^(c)
FPL:				
Special use funds ^(a)	\$ 744	\$ 744	\$ 672	\$ 672
Long-term debt, including current portion	\$ 21,002	\$ 19,364 ^(c)	\$ 18,510	\$ 21,379 ^(c)

(a) Primarily represents investments accounted for under the equity method and loans not measured at fair value on a recurring basis (Level 2).

(b) Included in noncurrent other assets on NEE's consolidated balance sheets (primarily Level 3).

(c) At December 31, 2022 and 2021, substantially all is Level 2 for NEE and FPL.

Special Use Funds and Other Investments Carried at Fair Value – The special use funds noted above and those carried at fair value (see Recurring Non-Derivative Fair Value Measurements above) consist of NEE's nuclear decommissioning fund assets of approximately \$7,495 million (\$5,220 million for FPL) and \$8,846 million (\$6,082 million for FPL) at December 31, 2022 and 2021, respectively, and FPL's storm fund assets of \$1 million and \$76 million at December 31, 2022 and 2021, respectively. The investments held in the special use funds and other investments consist of equity and available for sale debt securities which are primarily carried at estimated fair value. The amortized cost of debt securities is approximately \$2,858 million (\$1,873 million for FPL) and \$2,438 million (\$1,877 million for FPL) at December 31, 2022 and 2021, respectively. Debt securities included in the nuclear decommissioning funds have a weighted-average maturity at December 31, 2022 of approximately nine years at both NEE and FPL. Other investments primarily consist of debt securities with a weighted-average maturity at December 31, 2022 of approximately seven years. The cost of securities sold is determined using the specific identification method.

For FPL's special use funds, changes in fair value of debt and equity securities, including any estimated credit losses of debt securities, result in a corresponding adjustment to the related regulatory asset or liability accounts, consistent with regulatory treatment. For NEE's non-rate regulated operations, changes in fair value of debt securities result in a corresponding adjustment to OCI, except for estimated credit losses and unrealized losses on debt securities intended or required to be sold prior to recovery of the amortized cost basis, which are recognized in other – net in NEE's consolidated statements of income. Changes in fair value of equity securities are primarily recorded in change in unrealized gains (losses) on equity securities held in NEE's nuclear decommissioning funds – net in NEE's consolidated statements of income.

Unrealized gains (losses) recognized on equity securities held at December 31, 2022, 2021 and 2020 are as follows:

	NEE			FPL		
	Years Ended December 31,			Years Ended December 31,		
	2022	2021	2020	2022	2021	2020
	(millions)					
Unrealized gains (losses)	\$ (1,028)	\$ 981	\$ 627	\$ (677)	\$ 652	\$ 444

Realized gains and losses and proceeds from the sale or maturity of available for sale debt securities are as follows:

	NEE			FPL		
	Years Ended December 31,			Years Ended December 31,		
	2022	2021	2020	2022	2021	2020
	(millions)					
Realized gains	\$ 30	\$ 78	\$ 110	\$ 24	\$ 59	\$ 83
Realized losses	\$ 141	\$ 73	\$ 70	\$ 111	\$ 57	\$ 56
Proceeds from sale or maturity of securities	\$ 2,207	\$ 1,831	\$ 2,541	\$ 1,371	\$ 1,330	\$ 2,162

The unrealized gains and unrealized losses on available for sale debt securities and the fair value of available for sale debt securities in an unrealized loss position are as follows:

NEXTERA ENERGY, INC. AND FLORIDA POWER & LIGHT COMPANY
NOTES TO CONSOLIDATED FINANCIAL STATEMENTS (Continued)

	NEE		FPL	
	December 31,		December 31,	
	2022	2021	2022	2021
	(millions)			
Unrealized gains	\$ 4	\$ 76	\$ 3	\$ 63
Unrealized losses ^(a)	\$ 285	\$ 19	\$ 193	\$ 15
Fair value	\$ 2,315	\$ 1,100	\$ 1,466	\$ 857

(a) Unrealized losses on available for sale debt securities in an unrealized loss position for greater than twelve months at December 31, 2022 and 2021 were not material to NEE or FPL.

Regulations issued by the FERC and the NRC provide general risk management guidelines to protect nuclear decommissioning funds and to allow such funds to earn a reasonable return. The FERC regulations prohibit, among other investments, investments in any securities of NEE or its subsidiaries, affiliates or associates, excluding investments tied to market indices or mutual funds. Similar restrictions applicable to the decommissioning funds for NEER's nuclear plants are included in the NRC operating licenses for those facilities or in NRC regulations applicable to NRC licensees not in cost-of-service environments. With respect to the decommissioning fund for Seabrook, decommissioning fund contributions and withdrawals are also regulated by the NDFC pursuant to New Hampshire law.

The nuclear decommissioning reserve funds are managed by investment managers who must comply with the guidelines of NEE and FPL and the rules of the applicable regulatory authorities. The funds' assets are invested giving consideration to taxes, liquidity, risk, diversification and other prudent investment objectives.

Nonrecurring Fair Value Measurements – NEE tests its equity method investments for impairment whenever events or changes in circumstances indicate that the investment may be impaired. During the preparation of NEE's December 31, 2020 financial statements, it was determined that NextEra Energy Resources' investment in Mountain Valley Pipeline, LLC (Mountain Valley Pipeline) accounted for under the equity method of accounting was other-than-temporarily impaired. The impairment is the result of continued legal and regulatory challenges that have resulted in substantial delays in achieving commercial operation and increased costs to complete construction. More specifically at the end of 2020 and into early 2021, developments in the legal, regulatory and political environment caused NextEra Energy Resources to consider the investment impaired and the impairment to be other than temporary. The challenges included legal challenges to the various permits needed to complete construction and the regulatory approvals received, regulatory challenges related to alternative construction plans and the extended construction period, and the political and environmental challenges with the construction of an interstate pipeline. Accordingly, NextEra Energy Resources performed a fair value analysis based on the market approach to determine the amount of the impairment. The challenges to complete construction and the resulting economic outlook for the pipeline were considered in determining the magnitude of the other-than-temporary impairment. Based on the fair value analysis, the equity method investment with a carrying amount of approximately \$1.9 billion was written down to its estimated fair value of approximately \$400 million as of December 31, 2020, resulting in an impairment charge of \$1.5 billion (or \$1.2 billion after tax), which is recorded in equity in earnings (losses) of equity method investees in NEE's consolidated statements of income for the year ended December 31, 2020.

The fair value estimate was based on a probability-weighted earnings before interest, taxes, depreciation and amortization (EBITDA) multiple valuation technique using a market participant view of the potential different outcomes for the investment. As part of the valuation, NextEra Energy Resources used observable inputs where available, including the EBITDA multiples of recent pipeline transactions. Significant unobservable inputs (Level 3), including the probabilities assigned to the different potential outcomes, the forecasts of operating revenues and costs, and the projected capital expenditures to complete the project, were also used in the estimation of fair value. An increase in the revenue forecasts, a decrease in the projected operating or capital expenditures or an increase in the probability assigned to the full pipeline being completed would result in an increased fair market value. Changes in the opposite direction of those unobservable inputs would result in a decreased fair market value.

On February 2, 2022, the U.S. Court of Appeals for the Fourth Circuit (the 4th Circuit) vacated and remanded Mountain Valley Pipeline's Biological Opinion issued by the U.S. Fish and Wildlife Service. While NextEra Energy Resources continues to evaluate options and next steps with its joint venture partners, this event along with the 4th Circuit vacatur and remand of the U.S. Forest Service right-of-way grant on January 25, 2022 caused NextEra Energy Resources to re-evaluate its investment in Mountain Valley Pipeline for further other-than-temporary impairment, which evaluation coincided with the preparation of NEE's December 31, 2021 financial statements. As a result of this evaluation, it was determined that the continued legal and regulatory challenges have resulted in a very low probability of pipeline completion. Accordingly, NextEra Energy Resources updated its fair value estimate using the same probability-weighted EBITDA multiple valuation technique using a market participant view of the potential different outcomes for the investment as discussed above. Based on this fair value analysis, NextEra Energy Resources recorded an impairment charge in the first quarter of 2022 of approximately \$0.8 billion (\$0.6 billion after tax), which is reflected in equity in earnings (losses) of equity method investees in NEE's consolidated statements of income for the year

NEXTERA ENERGY, INC. AND FLORIDA POWER & LIGHT COMPANY
NOTES TO CONSOLIDATED FINANCIAL STATEMENTS (Continued)

ended December 31, 2022. This impairment charge resulted in the complete write off of NextEra Energy Resources' equity method investment carrying amount of approximately \$0.6 billion, as well as the recording of a liability of approximately \$0.2 billion which reflects NextEra Energy Resources' share of estimated future dismantlement costs.

5. Income Taxes

On August 16, 2022, the IRA was signed into law which includes: (i) extensions for wind and solar tax credits on facilities that start construction before the later of 2034 or the end of the calendar year following the year in which greenhouse gas emissions from U.S. electric generation are reduced by 75% from 2022 levels; (ii) a new solar PTC and standalone battery ITC; (iii) the ability to transfer renewable energy tax credits to an unrelated transferee; and (iv) a 15% corporate profits minimum tax based on pre-tax income for years after 2022. This legislation does not require NEE or FPL to revalue their deferred income taxes given that there was no change to the corporate tax rate. Pursuant to FPL's 2021 rate agreement, FPL refunded customers approximately \$36 million in January 2023 and will prospectively adjust base rates after a review by the FPSC for PTCs related to new solar generation facilities recovered in base rates during the term of the 2021 rate agreement (see Note 1 – Rate Regulation).

The components of income taxes are as follows:

	NEE			FPL		
	Years Ended December 31,			Years Ended December 31,		
	2022	2021	2020	2022	2021	2020
	(millions)					
Federal:						
Current	\$ 11	\$ (26)	\$ 105	\$ 3	\$ 85	\$ 16
Deferred	497	311	(148)	684	545	474
Total federal	508	285	(43)	687	630	490
State:						
Current	41	(62)	18	2	1	32
Deferred	37	125	69	258	207	156
Total state	78	63	87	260	208	188
Total income taxes	\$ 586	\$ 348	\$ 44	\$ 947	\$ 838	\$ 678

A reconciliation between the effective income tax rates and the applicable statutory rate is as follows:

	NEE			FPL		
	Years Ended December 31,			Years Ended December 31,		
	2022	2021	2020	2022	2021	2020
Statutory federal income tax rate	21.0 %	21.0 %	21.0 %	21.0 %	21.0 %	21.0 %
Increases (reductions) resulting from:						
State income taxes – net of federal income tax benefit	1.6	1.6	2.8	4.4	4.1	4.2
Taxes attributable to noncontrolling interests	4.9	5.0	4.8	—	—	—
PTCs and ITCs	(6.8)	(11.3)	(12.7)	(1.1)	(0.7)	(0.6)
Amortization of deferred regulatory credit	(4.8)	(4.4)	(7.2)	(4.0)	(3.5)	(4.9)
Foreign operations ^(a)	0.1	0.2	(2.4)	—	—	—
Other – net	(0.7)	(1.1)	(4.5)	0.1	(0.2)	(0.7)
Effective income tax rate	15.3 %	11.0 %	1.8 %	20.4 %	20.7 %	19.0 %

(a) The 2020 gain on sale of the Spain solar projects was not taxable for federal and state income tax purposes (see Note 1 – Disposal of Businesses/Assets and Sale of Noncontrolling Ownership Interests).

NEXTERA ENERGY, INC. AND FLORIDA POWER & LIGHT COMPANY
NOTES TO CONSOLIDATED FINANCIAL STATEMENTS (Continued)

The income tax effects of temporary differences giving rise to consolidated deferred income tax liabilities and assets are as follows:

	NEE		FPL	
	December 31,		December 31,	
	2022	2021	2022	2021
	(millions)			
Deferred tax liabilities:				
Property-related	\$ 10,144	\$ 10,018	\$ 8,177	\$ 7,831
Pension	552	564	439	425
Investments in partnerships and joint ventures	3,144	2,783	3	3
Other	2,666	2,092	1,914	1,232
Total deferred tax liabilities	<u>16,506</u>	<u>15,457</u>	<u>10,533</u>	<u>9,491</u>
Deferred tax assets and valuation allowance:				
Decommissioning reserves	306	296	306	296
Net operating loss carryforwards	346	330	19	2
Tax credit carryforwards	4,905	4,646	123	182
ARO and accrued asset removal costs	199	199	107	126
Regulatory liabilities	1,332	1,421	1,308	1,397
Other	822	733	295	351
Valuation allowance ^(a)	(257)	(282)	—	—
Net deferred tax assets	<u>7,653</u>	<u>7,343</u>	<u>2,158</u>	<u>2,354</u>
Net deferred income taxes	<u>\$ 8,853</u>	<u>\$ 8,114</u>	<u>\$ 8,375</u>	<u>\$ 7,137</u>

(a) Reflects valuation allowances related to deferred state tax credits and state operating loss carryforwards.

Deferred tax assets and liabilities are included on the consolidated balance sheets as follows:

	NEE		FPL	
	December 31,		December 31,	
	2022	2021	2022	2021
	(millions)			
Noncurrent other assets	\$ 219	\$ 196	\$ 1	\$ —
Deferred income taxes – noncurrent liabilities	(9,072)	(8,310)	(8,376)	(7,137)
Net deferred income taxes	<u>\$ (8,853)</u>	<u>\$ (8,114)</u>	<u>\$ (8,375)</u>	<u>\$ (7,137)</u>

The components of NEE's deferred tax assets relating to net operating loss carryforwards and tax credit carryforwards at December 31, 2022 are as follows:

	Amount	Expiration
	(millions)	Dates
Net operating loss carryforwards:		
Federal	\$ 11 ^(a)	2033 – 2037
State	315	2022 – 2042
Foreign	20 ^(b)	2026 – 2042
Net operating loss carryforwards	<u>\$ 346</u>	
Tax credit carryforwards:		
Federal	\$ 4,555	2028 – 2042
State	345 ^(c)	2023 – 2039
Foreign	5	2034 – 2042
Tax credit carryforwards	<u>\$ 4,905</u>	

(a) Includes \$9 million of net operating loss carryforwards with an indefinite expiration period.

(b) Includes \$1 million of net operating loss carryforwards with an indefinite expiration period.

(c) Includes \$191 million of ITC carryforwards with an indefinite expiration period.

NEXTERA ENERGY, INC. AND FLORIDA POWER & LIGHT COMPANY
NOTES TO CONSOLIDATED FINANCIAL STATEMENTS (Continued)

6. Acquisitions

Merger of FPL and Gulf Power Company – On January 1, 2021, FPL and Gulf Power Company merged, with FPL as the surviving entity. However, during 2021, FPL continued to be regulated as two separate ratemaking entities in the former service areas of FPL and Gulf Power Company. Effective January 1, 2022, FPL became regulated as one electric ratemaking entity with new unified rates and tariffs, and also became one reportable segment of NEE. See Note 1 – Rate Regulation – Base Rates Effective January 2022 through December 2025 and Note 16. As a result of the merger, FPL acquired assets of approximately \$6.7 billion, primarily relating to property, plant and equipment, net of approximately \$4.9 billion and regulatory assets of \$1.2 billion, and assumed liabilities of approximately \$3.9 billion, including \$1.8 billion of debt, primarily long-term debt, \$729 million of deferred income taxes and \$566 million of regulatory liabilities. Additionally, goodwill of approximately \$2.7 billion and purchase accounting adjustments associated with the 2019 Gulf Power Company acquisition by NEE were transferred to FPL from Corporate and Other and, for impairment testing, the goodwill is included in the FPL reporting unit. The assets acquired and liabilities assumed by FPL were at carrying amounts as the merger was between entities under common control.

GridLiance – On March 31, 2021, a wholly owned subsidiary of NEET acquired GridLiance, which owns and operates three FERC-regulated transmission utilities with approximately 700 miles of high-voltage transmission lines across six states, five in the Midwest and Nevada. The purchase price included approximately \$502 million in cash consideration, and the assumption of approximately \$175 million of debt, excluding post-closing adjustments.

Under the acquisition method, the purchase price was allocated to the assets acquired and liabilities assumed based on their fair value. The approval by the FERC of GridLiance's rates, which is intended to allow GridLiance to collect total revenues equal to GridLiance's costs for the development, financing, construction, operation and maintenance of GridLiance, including a reasonable rate of return on invested capital, is considered a fundamental input in measuring the fair value of GridLiance's assets and liabilities and, as such, NEE concluded that the carrying values of all assets and liabilities recoverable through rates are representative of their fair values. As a result, NEE acquired assets of approximately \$384 million, primarily relating to property, plant and equipment, and assumed liabilities of approximately \$210 million, primarily relating to long-term debt. The acquisition agreements are subject to earn-out provisions for additional payments, valued at approximately \$264 million at March 31, 2021, to be made upon the completion of capital expenditures for future development projects (see Note 4 – Contingent Consideration). The excess of the purchase price over the fair value of assets acquired and liabilities assumed resulted in approximately \$592 million of goodwill which has been recognized on NEE's consolidated balance sheets, of which approximately \$586 million is expected to be deductible for tax purposes. Goodwill associated with the GridLiance acquisition is reflected within NEER and, for impairment testing, is included in the rate-regulated transmission reporting unit. The goodwill arising from the transaction represents expected benefits from continued expansion of NEE's regulated businesses.

RNG Acquisition – On October 27, 2022, a wholly owned subsidiary of NextEra Energy Resources entered into several agreements to acquire 100% of a portfolio of renewable energy projects from the owners of Energy Power Partners Fund I, L.P. and North American Sustainable Energy Fund, L.P., as well as the related service provider, for approximately \$1.1 billion, subject to closing adjustments, plus the assumption of approximately \$37 million of existing project finance debt estimated at the time of closing. The portfolio primarily consists of 31 biogas projects, one of which is an operating renewable natural gas facility and the others of which are primarily operating landfill gas-to-electric facilities. The acquisition is expected to close in early 2023, subject to receipt of required regulatory approvals including approvals from the FERC.

7. Property, Plant and Equipment

Property, plant and equipment consists of the following at December 31:

	NEE		FPL	
	2022	2021	2022	2021
	(millions)			
Electric plant in service and other property	\$ 124,963	\$ 112,500	\$ 74,353	\$ 67,771
Nuclear fuel	1,684	1,606	1,190	1,170
Construction work in progress	15,675	14,141	7,026	6,326
Property, plant and equipment, gross	142,322	128,247	82,569	75,267
Accumulated depreciation and amortization	(31,263)	(28,899)	(17,876)	(17,040)
Property, plant and equipment – net	<u>\$ 111,059</u>	<u>\$ 99,348</u>	<u>\$ 64,693</u>	<u>\$ 58,227</u>

FPL – At December 31, 2022, FPL's gross investment in electric plant in service and other property for the electric generation, transmission, distribution and general facilities of FPL represented approximately 44%, 14%, 35% and 7%, respectively; the respective amounts at December 31, 2021 were 46%, 13%, 35% and 6%. Substantially all of FPL's properties are subject to the lien of FPL's mortgage, which secures most debt securities issued by FPL. The weighted annual composite depreciation and

NEXTERA ENERGY, INC. AND FLORIDA POWER & LIGHT COMPANY
NOTES TO CONSOLIDATED FINANCIAL STATEMENTS (Continued)

amortization rate for FPL's electric plant in service, including capitalized software, but excluding the effects of decommissioning, dismantlement and the depreciation adjustments discussed in the following sentences, was approximately 3.6%, 3.8% and 3.8% for 2022, 2021 and 2020, respectively. In 2022, FPL recorded a one-time reserve amortization adjustment of approximately \$114 million, as required under the 2021 rate agreement, 50% of which was used to reduce the capital recovery regulatory asset balance and the other 50% to increase the storm reserve regulatory liability (see Note 1 – Storm Funds, Storm Reserves and Storm Cost Recovery). In accordance with the 2016 rate agreement (see Note 1 – Rate Regulation – Base Rates Effective January 2017 through December 2021), FPL recorded reserve amortization (reversal) of approximately \$429 million and \$(1) million in 2021 and 2020, respectively. During 2022, 2021 and 2020, FPL recorded AFUDC of approximately \$136 million, \$176 million and \$117 million, respectively, including the equity component of AFUDC of approximately \$105 million, \$132 million and \$87 million, respectively.

NEER – At December 31, 2022, wind, solar and nuclear plants represented approximately 51%, 14% and 7%, respectively, of NEER's depreciable electric plant in service and other property; the respective amounts at December 31, 2021 were 53%, 14% and 8%. The estimated useful lives of NEER's plants range primarily from 30 to 35 years for wind plants, 30 to 35 years for solar plants and 23 to 47 years for nuclear plants. NEER's oil and gas production assets represented approximately 15% and 14% of NEER's depreciable electric plant in service and other property at December 31, 2022 and 2021, respectively. A number of NEER's generation, regulated transmission and pipeline facilities are encumbered by liens securing various financings. The net book value of NEER's assets serving as collateral was approximately \$14.4 billion at December 31, 2022. Interest capitalized on construction projects amounted to approximately \$172 million, \$139 million and \$168 million during 2022, 2021 and 2020, respectively.

Jointly-Owned Electric Plants – Certain NEE subsidiaries own undivided interests in the jointly-owned facilities described below, and are entitled to a proportionate share of the output from those facilities. The subsidiaries are responsible for their share of the operating costs, as well as providing their own financing. Accordingly, each subsidiary's proportionate share of the facilities and related revenues and expenses is included in the appropriate balance sheet and statement of income captions. NEE's and FPL's respective shares of direct expenses for these facilities are included in fuel, purchased power and interchange expense, O&M expenses, depreciation and amortization expense and taxes other than income taxes and other – net in NEE's and FPL's consolidated statements of income.

NEE's and FPL's proportionate ownership interest in jointly-owned facilities is as follows:

	December 31, 2022			Construction Work in Progress
	Ownership Interest	Gross Investment ^(a)	Accumulated Depreciation ^(a)	
			(millions)	
FPL:				
St. Lucie Unit No. 2	85 %	\$ 2,276	\$ 1,062	\$ 163
Daniel Units Nos. 1 and 2 ^(b)	50 %	\$ 753	\$ 285	\$ 22
Scherer Unit No. 3 ^(c)	25 %	\$ 405	\$ 169	\$ 1
NEER:				
Seabrook	88.23 %	\$ 1,355	\$ 494	\$ 74
Wyman Station Unit No. 4	91.19 %	\$ 31	\$ 12	\$ —
Stanton	65 %	\$ 139	\$ 25	\$ —
Transmission substation assets located in Seabrook, New Hampshire	88.23 %	\$ 140	\$ 4	\$ 4

(a) Excludes nuclear fuel.

(b) FPL intends to retire its share of these units in 2024. Net book value is reflected in other property on NEE's and FPL's consolidated balance sheets.

(c) Together with its joint interest owner, FPL intends to retire this unit in 2028. Net book value is reflected in other property on NEE's and FPL's consolidated balance sheets.

8. Equity Method Investments

At December 31, 2022 and 2021, NEE's equity method investments totaled approximately \$6,582 million and \$6,159 million, respectively. The principal entities included in investment in equity method investees on NEE's consolidated balance sheets are NEP OpCo and Sabal Trail Transmission, LLC (Sabal Trail) (see Note 15 – Contracts), and in 2021 also included Mountain Valley Pipeline (see Note 4 – Nonrecurring Fair Value Measurements and Note 15 - Contracts) and Silver State South Solar, LLC. As of December 31, 2022, NEE's interest in the principal entities range from approximately 43% to 54%, and these entities primarily own natural gas pipelines or electric generation facilities.

NEXTERA ENERGY, INC. AND FLORIDA POWER & LIGHT COMPANY
NOTES TO CONSOLIDATED FINANCIAL STATEMENTS (Continued)

Summarized combined information for these principal entities is as follows:

	2022	2021
	(millions)	
Operating revenue	\$ 1,705	\$ 1,469
Operating income	\$ 1,423	\$ 559
Net income	\$ 1,380	\$ 739
Total assets	\$ 26,058	\$ 29,537
Total liabilities	\$ 9,779	\$ 9,501
Partners'/members' equity ^(a)	\$ 16,279	\$ 20,036
NEE's share of underlying equity in the principal entities	\$ 2,379	\$ 4,352
Difference between investment carrying amount and underlying equity in net assets ^(b)	2,589	1,133
NEE's investment carrying amount for the principal entities	<u>\$ 4,968</u>	<u>\$ 5,485</u>

(a) Reflects NEE's interest, as well as third-party interests, in NEP OpCo.

(b) Approximately \$2.5 billion in 2022 and \$2.6 billion in 2021 is associated with NEP OpCo, of which approximately 75% relates to goodwill and is not being amortized and the remaining balance is being amortized primarily over a period of 13 to 25 years. The difference for 2021 is net of an approximately \$1.5 billion impairment charge in 2020 related to NextEra Energy Resources' investment in Mountain Valley Pipeline. See Note 4 – Nonrecurring Fair Value Measurements for a discussion of impairment charges in 2020 and 2022.

NextEra Energy Resources provides operational, management and administrative services as well as transportation and fuel management services to NEP and its subsidiaries under various agreements (service agreements). NextEra Energy Resources is also party to a cash sweep and credit support (CSCS) agreement with a subsidiary of NEP. At December 31, 2022 and 2021, the cash sweep amounts (due to NEP and its subsidiaries) held in accounts belonging to NextEra Energy Resources or its subsidiaries were approximately \$298 million and \$57 million, respectively, and are included in accounts payable. Fee income related to the CSCS agreement and the service agreements totaled approximately \$174 million, \$148 million and \$120 million for the years ended December 31, 2022, 2021 and 2020, respectively, and is included in operating revenues in NEE's consolidated statements of income. Amounts due from NEP of approximately \$94 million and \$113 million are included in other receivables and \$101 million and \$40 million are included in noncurrent other assets at December 31, 2022 and 2021, respectively. See also Note 1 – Disposal of Businesses/Assets and Sale of Noncontrolling Ownership Interests for amounts due to NEP for reimbursement of construction-related costs. NEECH or NextEra Energy Resources guaranteed or provided indemnifications, letters of credit or surety bonds totaling approximately \$4,600 million at December 31, 2022 primarily related to obligations on behalf of NEP's subsidiaries with maturity dates ranging from 2023 to 2059, including certain project performance obligations, obligations under financing and interconnection agreements and obligations, primarily incurred and future construction payables, associated with the December 2022 sale of projects to NEP (see Note 1 – Disposal of Businesses/Assets and Sale of Noncontrolling Ownership Interests). Payment guarantees and related contracts with respect to unconsolidated entities for which NEE or one of its subsidiaries are the guarantor are recorded on NEE's consolidated balance sheets at fair value. At December 31, 2022, approximately \$56 million related to the fair value of the credit support provided under the CSCS agreement is recorded as noncurrent other liabilities on NEE's consolidated balance sheet.

During 2022, 2021 and 2020, certain services, primarily engineering, construction and maintenance services, were provided to subsidiaries of NEE by related parties that NEE accounts for under the equity method of accounting. Charges for these services amounted to approximately \$579 million, \$691 million and \$721 million for the years ended December 31, 2022, 2021 and 2020, respectively.

9. Variable Interest Entities (VIEs)

NEER – At December 31, 2022, NEE consolidates a number of VIEs within the *NEER* segment. Subsidiaries within the *NEER* segment are considered the primary beneficiary of these VIEs since they control the most significant activities of these VIEs, including operations and maintenance, and they have the obligation to absorb expected losses of these VIEs.

Nine indirect subsidiaries of NextEra Energy Resources have an ownership interest ranging from approximately 50% to 67% in entities which own and operate solar facilities with the capability of producing a total of approximately 772 MW, and own a solar generation and battery storage facility that is expected to have total generating/storage capacity of approximately 125 MW and 65 MW, respectively, upon completion of construction, which is expected in 2023. Each of the subsidiaries is considered a VIE since the non-managing members have no substantive rights over the managing members, and is consolidated by NextEra Energy Resources. These entities sell their electric output to third parties under power sales contracts with expiration dates ranging from 2035 through 2052. These entities have third-party debt which is secured by liens against the assets of the entities. The debt holders have no recourse to the general credit of NextEra Energy Resources for the repayment of debt. The assets and liabilities of these VIEs were approximately \$2,084 million and \$1,174 million, respectively, at December 31, 2022. There were eight of these consolidated VIEs at December 31, 2021 and the assets and liabilities of those VIEs at such date totaled approximately \$1,851 million and \$1,258 million, respectively. At December 31, 2022 and 2021, the assets and liabilities of these

NEXTERA ENERGY, INC. AND FLORIDA POWER & LIGHT COMPANY
NOTES TO CONSOLIDATED FINANCIAL STATEMENTS (Continued)

VIEs consisted primarily of property, plant and equipment and long-term debt. At December 31, 2022, subsidiaries of NEE had guarantees related to certain obligations of one of these consolidated VIEs.

NEE consolidates a NEET VIE which owns and operates an approximately 280-mile electric transmission line that went into service during the first quarter of 2022. A NEET subsidiary is the primary beneficiary and controls the most significant activities of the VIE. NEET is entitled to receive 50% of the profits and losses of the entity. The assets and liabilities of the VIE totaled approximately \$744 million and \$18 million, respectively, at December 31, 2022, and \$614 million and \$64 million, respectively, at December 31, 2021. At December 31, 2022 and 2021, the assets of this VIE consisted primarily of property, plant and equipment.

NextEra Energy Resources consolidates a VIE which has a 10% direct ownership interest in wind and solar generation facilities which have the capability of producing approximately 400 MW and 599 MW, respectively. These entities sell their electric output under power sales contracts to third parties with expiration dates ranging from 2025 through 2040. These entities are also considered a VIE because the holders of differential membership interests in these entities do not have substantive rights over the significant activities of these entities. The assets and liabilities of the VIE were approximately \$1,488 million and \$86 million, respectively, at December 31, 2022, and \$1,518 million and \$79 million, respectively, at December 31, 2021. At December 31, 2022 and 2021, the assets of this VIE consisted primarily of property, plant and equipment.

NextEra Energy Resources consolidates 31 VIEs that primarily relate to certain subsidiaries which have sold differential membership interests in entities which own and operate wind generation, solar generation and battery storage facilities with generating/storage capacity of approximately 11,712 MW, 600 MW and 324 MW, respectively, and own wind generation, solar generation and battery storage facilities that, upon completion of construction, which is anticipated in 2023, are expected to have generating/storage capacity of approximately 301 MW, 1,161 MW and 390 MW, respectively. These entities sell, or will sell, their electric output either under power sales contracts to third parties with expiration dates ranging from 2024 through 2053 or in the spot market. These entities are considered VIEs because the holders of differential membership interests do not have substantive rights over the significant activities of these entities. NextEra Energy Resources has financing obligations with respect to these entities, including third-party debt which is secured by liens against the generation facilities and the other assets of these entities or by pledges of NextEra Energy Resources' ownership interest in these entities. The debt holders have no recourse to the general credit of NEER for the repayment of debt. The assets and liabilities of these VIEs totaled approximately \$19,690 million and \$2,318 million, respectively, at December 31, 2022. There were 33 of these consolidated VIEs at December 31, 2021 and the assets and liabilities of those VIEs at such date totaled approximately \$17,419 million and \$1,480 million, respectively. At December 31, 2022 and 2021, the assets and liabilities of these VIEs consisted primarily of property, plant and equipment and accounts payable. At December 31, 2022, subsidiaries of NEE had guarantees related to certain obligations of three of these consolidated VIEs.

Other – At December 31, 2022 and 2021, several NEE subsidiaries had investments totaling approximately \$4,016 million (\$3,331 million at FPL) and \$4,559 million (\$3,799 million at FPL), respectively, which are included in special use funds and noncurrent other assets on NEE's consolidated balance sheets and in special use funds on FPL's consolidated balance sheets. These investments represented primarily commingled funds and asset-backed securities. NEE subsidiaries, including FPL, are not the primary beneficiaries and therefore do not consolidate any of these entities because they do not control any of the ongoing activities of these entities, were not involved in the initial design of these entities and do not have a controlling financial interest in these entities.

Certain subsidiaries of NEE have noncontrolling interests in entities accounted for under the equity method, including NEE's noncontrolling interest in NEP OpCo (see Note 8). These entities are limited partnerships or similar entity structures in which the limited partners or non-managing members do not have substantive rights over the significant activities of these entities, and therefore are considered VIEs. NEE is not the primary beneficiary because it does not have a controlling financial interest in these entities, and therefore does not consolidate any of these entities. NEE's investment in these entities totaled approximately \$5,214 million and \$4,214 million at December 31, 2022 and 2021, respectively. At December 31, 2022, subsidiaries of NEE had guarantees related to certain obligations of one of these entities, as well as commitments to invest an additional approximately \$180 million in several of these entities. See further discussion of such guarantees and commitments in Note 15 – Commitments and – Contracts, respectively.

10. Leases

NEE has operating and finance leases primarily related to land use agreements that convey exclusive use of the land during the arrangement for certain of its renewable energy projects and substations, buildings, equipment and, in 2021, purchased power agreements. Operating and finance leases primarily have fixed payments with expected expiration dates ranging from 2023 to 2083, with the exception of operating leases related to three land use agreements with an expiration date of 2106, some of which include options to extend the leases up to 20 years and some have options to terminate at NEE's discretion. At December 31, 2022, NEE's ROU assets and lease liabilities for operating leases totaled approximately \$386 million and \$400 million, respectively; the respective amounts at December 31, 2021 were \$547 million and \$555 million. At December 31, 2022, NEE's

NEXTERA ENERGY, INC. AND FLORIDA POWER & LIGHT COMPANY
NOTES TO CONSOLIDATED FINANCIAL STATEMENTS (Continued)

ROU assets and lease liabilities for finance leases totaled approximately \$378 million and \$375 million, respectively; the respective amounts at December 31, 2021 were \$205 million and \$200 million. NEE's lease liabilities at December 31, 2022 and 2021 were calculated using a weighted-average incremental borrowing rate at the lease inception of 3.66% and 3.57%, respectively, for operating leases and 3.98% and 3.52%, respectively, for finance leases, and a weighted-average remaining lease term of 45 years and 39 years, respectively, for operating leases and 33 years and 31 years, respectively, for finance leases. At December 31, 2022, expected lease payments over the remaining terms of the leases were approximately \$1.6 billion with no one year being material. NEE's operating lease cost for the years ended December 31, 2022, 2021 and 2020 totaled approximately \$70 million, \$92 million and \$95 million, respectively. Other operating and finance lease-related amounts were not material to NEE's consolidated statements of income or cash flows for the periods presented.

NEE has operating and sales-type leases primarily related to a natural gas and oil electric generation facility and certain battery storage facilities that sell their electric output under power sales agreements to third parties which provide the customers the ability to dispatch the facilities. At December 31, 2022 and 2021, NEE recorded a net investment in sales-type leases of approximately \$53 million and \$42 million, respectively. At December 31, 2022, the power sales agreements have expiration dates from 2024 to 2043 and NEE expects to receive approximately \$1.1 billion of lease payments over the remaining terms of the power sales agreements with no one year being material. Operating and sales-type lease-related amounts were not material to NEE's consolidated statements of income for the periods presented.

11. Asset Retirement Obligations

NEE's AROs relate primarily to decommissioning obligations of FPL's and NEE's nuclear units and to obligations for the dismantlement of certain of NEE's wind and solar facilities. For NEE's rate-regulated operations, including FPL, the accounting provisions result in timing differences in the recognition of legal asset retirement costs for financial reporting purposes and the method the regulator allows for recovery in rates. See Note 1 – Rate Regulation and – Decommissioning of Nuclear Plants, Dismantlement of Plants and Other Accrued Asset Removal Costs.

A rollforward of NEE's and FPL's AROs is as follows:

	NEE	FPL
	(millions)	
Balances, December 31, 2020	\$ 3,166	\$ 1,936
Liabilities incurred	79	7
Accretion expense	141	78
Liabilities settled	(88) ^(a)	(15)
Revision in estimated cash flows – net	(119) ^(b)	101 ^(c)
Balances, December 31, 2021	3,179 ^(d)	2,107 ^(d)
Liabilities incurred	82	—
Accretion expense	145	81
Liabilities settled	(80) ^(a)	(22)
Revision in estimated cash flows – net	2	10
Balances, December 31, 2022	<u>\$ 3,328</u> ^(d)	<u>\$ 2,176</u> ^(d)

- (a) Includes approximately \$27 million and \$35 million related to project sales to NEP as well as other sales of businesses and assets during the years ending December 31, 2022 and 2021, respectively. See Note 1 – Disposal of Businesses/Assets and Sale of Noncontrolling Ownership Interests.
- (b) The increase at FPL discussed in (c) was offset primarily by the effect of revised cost estimates and useful lives of NEE's solar facilities.
- (c) Primarily reflects the effect of pending license extension requests of St. Lucie Units Nos. 1 and 2 for an additional 20 years.
- (d) Includes the current portion of AROs as of December 31, 2022 and 2021 of approximately \$83 million (\$68 million for FPL) and \$97 million (\$58 million for FPL), respectively, which are included in other current liabilities on NEE's and FPL's consolidated balance sheets.

Restricted funds for the payment of future expenditures to decommission NEE's and FPL's nuclear units included in special use funds on NEE's and FPL's consolidated balance sheets are presented below (see Note 4). Duane Arnold is being actively decommissioned and was granted an exemption from the NRC, which allows for use of the funds for certain other site restoration activities in addition to decommissioning obligations recorded as AROs.

	NEE	FPL
	(millions)	
Balances, December 31, 2022	\$ 7,495	\$ 5,220
Balances, December 31, 2021	\$ 8,846	\$ 6,082

NEE and FPL have identified but not recognized ARO liabilities related to the majority of their electric transmission and distribution assets and pipelines resulting from easements over property not owned by NEE or FPL. These easements are generally perpetual and only require retirement action upon abandonment or cessation of use of the property or facility for its specified purpose. The related ARO liability is not estimable for such easements as NEE and FPL intend to use these properties

NEXTERA ENERGY, INC. AND FLORIDA POWER & LIGHT COMPANY
NOTES TO CONSOLIDATED FINANCIAL STATEMENTS (Continued)

indefinitely. In the event NEE or FPL decide to abandon or cease the use of a particular easement, an ARO liability would be recorded at that time.

12. Employee Retirement Benefits

Employee Pension Plan and Other Benefits Plans – NEE sponsors a qualified noncontributory defined benefit pension plan for substantially all employees of NEE and its subsidiaries. NEE also has a supplemental executive retirement plan (SERP), which includes a non-qualified supplemental defined benefit pension component that provides benefits to a select group of management and highly compensated employees, and sponsors a contributory postretirement plan for other benefits for retirees of NEE and its subsidiaries meeting certain eligibility requirements. The total accrued benefit cost of the SERP and postretirement plans is approximately \$237 million (\$115 million for FPL) and \$300 million (\$139 million for FPL) at December 31, 2022 and 2021, respectively.

Pension Plan Assets, Benefit Obligations and Funded Status – The changes in assets, benefit obligations and the funded status of the pension plan are as follows:

	2022	2021
	(millions)	
Change in pension plan assets:		
Fair value of plan assets at January 1	\$ 5,688	\$ 5,314
Actual return on plan assets	(820)	627
Benefit payments	(325)	(253)
Fair value of plan assets at December 31	<u>\$ 4,543</u>	<u>\$ 5,688</u>
Change in pension benefit obligation:		
Obligation at January 1	\$ 3,445	\$ 3,607
Service cost	86	90
Interest cost	77	64
Special termination benefit ^(a)	52	—
Plan amendments	3	—
Actuarial gains – net	(627)	(63)
Benefit payments	(325)	(253)
Obligation at December 31 ^(b)	<u>\$ 2,711</u>	<u>\$ 3,445</u>
Funded status:		
Prepaid pension benefit costs at NEE at December 31	<u>\$ 1,832</u>	<u>\$ 2,243</u>
Prepaid pension benefit costs at FPL at December 31 ^(c)	<u>\$ 1,732</u>	<u>\$ 1,657</u>

(a) Reflects enhanced early retirement benefit.

(b) NEE's accumulated pension benefit obligation, which includes no assumption about future salary levels, at December 31, 2022 and 2021 was approximately \$2,650 million and \$3,352 million, respectively.

(c) Reflects FPL's allocated benefits under NEE's pension plan.

NEE's unrecognized amounts included in accumulated other comprehensive income (loss) yet to be recognized as components of prepaid pension benefit costs are as follows:

	2022	2021
	(millions)	
Unrecognized prior service benefit (net of \$0 tax expense and \$1 tax expense, respectively)	\$ 1	\$ 2
Unrecognized gains (losses) (net of \$33 tax benefit and \$7 tax expense, respectively)	(91)	41
Total	<u>\$ (90)</u>	<u>\$ 43</u>

NEE's unrecognized amounts included in regulatory assets (liabilities) yet to be recognized as components of net prepaid pension benefit costs are as follows:

	2022	2021
	(millions)	
Unrecognized prior service cost (benefit)	\$ 2	\$ (1)
Unrecognized losses (gains)	277	(80)
Total	<u>\$ 279</u>	<u>\$ (81)</u>

NEXTERA ENERGY, INC. AND FLORIDA POWER & LIGHT COMPANY
NOTES TO CONSOLIDATED FINANCIAL STATEMENTS (Continued)

The following table provides the assumptions used to determine the benefit obligation for the pension plan. These rates are used in determining net periodic pension income in the following year.

	<u>2022</u>	<u>2021</u>
Discount rate	5.05 %	2.87 %
Salary increase	4.90 %	4.90 %
Weighted-average interest crediting rate	3.82 %	3.79 %

NEE's investment policy for the pension plan recognizes the benefit of protecting the plan's funded status, thereby avoiding the necessity of future employer contributions. Its broad objectives are to achieve a high rate of total return with a prudent level of risk taking while maintaining sufficient liquidity and diversification to avoid large losses and preserve capital over the long term.

The NEE pension plan fund's current target asset allocation, which is expected to be reached over time, is 43% equity investments, 32% fixed income investments, 20% alternative investments and 5% convertible securities. The pension fund's investment strategy emphasizes traditional investments, broadly diversified across the global equity and fixed income markets, using a combination of different investment styles and vehicles. The pension fund's equity and fixed income holdings consist of both directly held securities as well as commingled investment arrangements such as common and collective trusts, pooled separate accounts, registered investment companies and limited partnerships. The pension fund's convertible security assets are principally direct holdings of convertible securities and include a convertible security oriented limited partnership. The pension fund's alternative investments consist primarily of private equity and real estate oriented investments in limited partnerships as well as absolute return oriented limited partnerships that use a broad range of investment strategies on a global basis.

The fair value measurements of NEE's pension plan assets by fair value hierarchy level are as follows:

	<u>December 31, 2022^(a)</u>			
	<u>Quoted Prices in Active Markets for Identical Assets or Liabilities (Level 1)</u>	<u>Significant Other Observable Inputs (Level 2)</u>	<u>Significant Unobservable Inputs (Level 3)</u>	<u>Total</u>
	(millions)			
Equity securities ^(b)	\$ 1,246	\$ 5	\$ 1	\$ 1,252
Equity commingled vehicles ^(c)	—	731	—	731
U.S. Government and municipal bonds	85	5	—	90
Corporate debt securities ^(d)	—	272	—	272
Asset-backed securities ^(e)	—	413	—	413
Debt security commingled vehicles	—	130	—	130
Convertible securities ^(f)	50	367	—	417
Total investments in the fair value hierarchy	<u>\$ 1,381</u>	<u>\$ 1,923</u>	<u>\$ 1</u>	<u>3,305</u>
Total investments measured at net asset value ^(g)				<u>1,238</u>
Total fair value of plan assets				<u>\$ 4,543</u>

(a) See Notes 3 and 4 for discussion of fair value measurement techniques and inputs.

(b) Includes foreign investments of \$526 million.

(c) Includes foreign investments of \$191 million.

(d) Includes foreign investments of \$83 million.

(e) Includes foreign investments of \$129 million.

(f) Includes foreign investments of \$30 million.

(g) Includes foreign investments of \$242 million.

NEXTERA ENERGY, INC. AND FLORIDA POWER & LIGHT COMPANY
NOTES TO CONSOLIDATED FINANCIAL STATEMENTS (Continued)

December 31, 2021^(a)

	(millions)			Total
	Quoted Prices in Active Markets for Identical Assets or Liabilities (Level 1)	Significant Other Observable Inputs (Level 2)	Significant Unobservable Inputs (Level 3)	
Equity securities ^(b)	\$ 1,977	\$ 29	\$ 2	\$ 2,008
Equity commingled vehicles ^(c)	—	889	—	889
U.S. Government and municipal bonds	131	6	—	137
Corporate debt securities ^(d)	—	351	—	351
Asset-backed securities	—	386	—	386
Debt security commingled vehicles ^(e)	—	219	—	219
Convertible securities ^(f)	91	489	—	580
Total investments in the fair value hierarchy	<u>\$ 2,199</u>	<u>\$ 2,369</u>	<u>\$ 2</u>	4,570
Total investments measured at net asset value ^(g)				1,118
Total fair value of plan assets				<u>\$ 5,688</u>

(a) See Notes 3 and 4 for discussion of fair value measurement techniques and inputs.

(b) Includes foreign investments of \$927 million.

(c) Includes foreign investments of \$169 million.

(d) Includes foreign investments of \$109 million.

(e) Includes foreign investments of \$5 million.

(f) Includes foreign investments of \$41 million.

(g) Includes foreign investments of \$220 million.

Expected Cash Flows – The following table provides information about benefit payments expected to be paid by the pension plan for each of the following calendar years (in millions):

2023	\$ 198
2024	\$ 199
2025	\$ 201
2026	\$ 204
2027	\$ 203
2028 – 2032	\$ 1,008

Net Periodic (Income) Cost – The components of net periodic (income) cost for the plans are as follows:

	Pension Benefits			Postretirement Benefits		
	2022	2021	2020	2022	2021	2020
	(millions)					
Service cost	\$ 86	\$ 90	\$ 85	\$ 1	\$ 2	\$ 1
Interest cost	77	64	92	5	4	8
Expected return on plan assets	(363)	(339)	(321)	—	—	—
Amortization of actuarial loss	—	24	18	3	5	3
Amortization of prior service benefit	(1)	(1)	(1)	(4)	(15)	(16)
Special termination benefit	52	—	16	—	—	—
Benefit plan settlement	27	—	—	—	—	—
Net periodic (income) cost at NEE	<u>\$ (122)</u>	<u>\$ (162)</u>	<u>\$ (111)</u>	<u>\$ 5</u>	<u>\$ (4)</u>	<u>\$ (4)</u>
Net periodic (income) cost allocated to FPL	<u>\$ (76)</u>	<u>\$ (108)</u>	<u>\$ (84)</u>	<u>\$ 4</u>	<u>\$ (4)</u>	<u>\$ (4)</u>

NEXTERA ENERGY, INC. AND FLORIDA POWER & LIGHT COMPANY
NOTES TO CONSOLIDATED FINANCIAL STATEMENTS (Continued)

Other Comprehensive Income – The components of net periodic income (cost) recognized in OCI for the pension plan are as follows:

	<u>2022</u>	<u>2021</u>	<u>2020</u>
	(millions)		
Prior service cost (net of \$0 tax benefit)	\$ (1)	\$ —	\$ —
Net gains (losses) (net of \$43 tax benefit, \$29 tax expense and \$13 tax expense, respectively)	(139)	95	42
Amortization of unrecognized losses (net of \$2 tax expense, \$2 tax expense and \$1 tax expense, respectively)	7	6	5
Total	<u>\$ (133)</u>	<u>\$ 101</u>	<u>\$ 47</u>

Regulatory Assets (Liabilities) – The components of net periodic income recognized during the year in regulatory assets (liabilities) for the pension plan are as follows:

	<u>2022</u>	<u>2021</u>
	(millions)	
Prior service cost (benefit)	\$ 2	\$ (1)
Unrecognized losses (gains)	375	(226)
Amortization of prior service benefit	1	—
Amortization of unrecognized losses	(18)	(16)
Total	<u>\$ 360</u>	<u>\$ (243)</u>

The assumptions used to determine net periodic pension income for the pension plan are as follows:

	<u>2022</u>	<u>2021</u>	<u>2020</u>
Discount rate	2.87 %	2.53 %	3.22 %
Salary increase	4.90 %	4.40 %	4.40 %
Expected long-term rate of return, net of investment management fees	7.35 %	7.35 %	7.35 %
Weighted-average interest crediting rate	3.79 %	3.82 %	3.83 %

Employee Contribution Plan – NEE offers an employee retirement savings plan which allows eligible participants to contribute a percentage of qualified compensation through payroll deductions. NEE makes matching contributions to participants' accounts. Defined contribution expense pursuant to this plan was approximately \$68 million, \$66 million and \$64 million for NEE (\$41 million, \$42 million and \$40 million for FPL) for the years ended December 31, 2022, 2021 and 2020, respectively.

NEXTERA ENERGY, INC. AND FLORIDA POWER & LIGHT COMPANY
NOTES TO CONSOLIDATED FINANCIAL STATEMENTS (Continued)

13. Debt

Long-term debt consists of the following:

	December 31,				
	2022			2021	
	Maturity Date	Balance (millions)	Weighted-Average Interest Rate	Balance (millions)	Weighted-Average Interest Rate
FPL:					
First mortgage bonds – fixed	2023-2051	\$ 15,790	4.03 %	\$ 14,290	4.20 %
Pollution control, solid waste disposal and industrial development revenue bonds – primarily variable ^(a)	2023-2052	1,366	3.20 %	1,407	0.15 %
Senior unsecured notes – primarily variable ^{(b)(c)}	2023-2072	4,042	3.99 %	2,697	1.37 %
Other long-term debt – primarily variable ^(c)	2046	7	7.90 %	307	0.82 %
Unamortized debt issuance costs and discount		(203)		(191)	
Total long-term debt of FPL		21,002		18,510	
Less current portion of long-term debt		1,547		536	
Long-term debt of FPL, excluding current portion		19,455		17,974	
NEER:					
NextEra Energy Resources:					
Senior secured limited-recourse long-term debt – variable ^{(c)(d)}	2024-2037	3,582	6.24 %	3,100	1.74 %
Senior secured limited-recourse long-term loans – fixed	2028-2052	2,452	3.43 %	2,475	3.30 %
Other long-term debt – primarily variable ^{(c)(d)}	2026-2048	777	6.33 %	785	2.50 %
NEET – long-term debt – primarily fixed ^(d)	2023-2052	2,348	5.10 %	1,151	2.69 %
Unamortized debt issuance costs and premium		(108)		(92)	
Total long-term debt of NEER		9,051		7,419	
Less current portion of long-term debt		694		664	
Long-term debt of NEER, excluding current portion		8,357		6,755	
NEECH:					
Debentures – fixed	2023-2062	17,865	2.99 %	10,990	2.21 %
Debentures – variable ^(c)	2023-2024	2,200	4.14 %	3,850	0.56 %
Debentures, related to NEE's equity units – fixed	2025-2027	6,500	2.28 %	6,000	1.46 %
Junior subordinated debentures – primarily fixed ^(d)	2057-2082	3,723	5.23 %	3,723	4.54 %
Japanese yen denominated long-term debt – primarily variable ^{(c)(d)(e)}	2023-2030	506	0.73 %	582	1.49 %
Australian dollar denominated long-term debt – fixed ^(e)	2026	338	2.20 %	360	2.20 %
Other long-term debt – fixed	2023	164	0.92 %	186	0.92 %
Other long-term debt – variable ^(c)	2024	675	5.02 %	1,245	0.64 %
Unamortized debt issuance costs, premium		(135)		(120)	
Total long-term debt of NEECH		31,836		26,816	
Less current portion of long-term debt		4,392		585	
Long-term debt of NEECH, excluding current portion		27,444		26,231	
Total long-term debt		\$ 55,256		\$ 50,960	

- (a) Includes variable rate tax exempt bonds that permit individual bondholders to tender the bonds for purchase at any time prior to maturity. In the event these variable rate tax exempt bonds are tendered for purchase, they would be remarketed by a designated remarketing agent in accordance with the related indenture. If the remarketing is unsuccessful, FPL would be required to purchase these variable rate tax exempt bonds. At December 31, 2022, these variable rate tax exempt bonds totaled approximately \$1,334 million. All variable rate tax exempt bonds tendered for purchase have been successfully remarketed. FPL's syndicated revolving credit facilities are available to support the purchase of the variable rate tax exempt bonds. Variable interest rate is established at various intervals by the remarketing agent.
- (b) At December 31, 2022, includes approximately \$1,327 million of floating rate notes that permit individual noteholders to require repayment at specified dates prior to maturity. FPL's syndicated revolving credit facilities are available to support the purchase of the floating rate notes.
- (c) Variable rate is based on an underlying index plus a specified margin.
- (d) Interest rate contracts, primarily swaps, have been entered into with respect to certain of these debt issuances. See Note 3.
- (e) Foreign currency contracts have been entered into with respect to these debt issuances. See Note 3.

As of December 31, 2022, minimum annual maturities of long-term debt for NEE are approximately \$6,633 million, \$6,848 million, \$7,702 million, \$1,218 million and \$7,329 million for 2023, 2024, 2025, 2026 and 2027, respectively. The respective amounts for FPL are approximately \$1,547 million, \$1,646 million, \$1,700 million, \$0.2 million and \$328 million.

At December 31, 2022 and 2021, short-term borrowings had a weighted-average interest rate of 4.58% (4.41% for FPL) and 0.39% (0.27% for FPL), respectively. Subsidiaries of NEE, including FPL, had credit facilities with total capacity at December 31, 2022 of approximately \$17.9 billion (\$4.5 billion for FPL) which provide for the funding of loans and/or issuance of letters of

NEXTERA ENERGY, INC. AND FLORIDA POWER & LIGHT COMPANY
NOTES TO CONSOLIDATED FINANCIAL STATEMENTS (Continued)

credit. At December 31, 2022, letters of credit outstanding under these credit facilities totaled approximately \$3.7 billion (\$3.0 billion for FPL). There were no borrowings outstanding under these credit facilities at December 31, 2022. At February 17, 2023, NEE, including FPL, had credit facilities with total capacity of approximately \$20.2 billion (\$4.1 billion for FPL).

NEE has guaranteed certain payment obligations of NEECH, including most of those under NEECH's debt, including all of its debentures and commercial paper issuances, as well as most of its payment guarantees and indemnifications. NEECH has guaranteed certain debt and other obligations of subsidiaries within the NEER segment.

In August 2022, NEECH completed a remarketing of \$1.5 billion aggregate principal amount of its Series J Debentures due September 1, 2024 that were issued in September 2019 as components of equity units issued concurrently by NEE (September 2019 equity units). The debentures are fully and unconditionally guaranteed by NEE. In connection with the remarketing of the debentures, the interest rate on the debentures was reset to 4.255% per year, and interest is payable on March 1 and September 1 of each year, commencing September 1, 2022. In connection with the settlement of the contracts to purchase NEE common stock that were issued as components of the September 2019 equity units, on September 1, 2022, NEE issued approximately 21.6 million shares of common stock in exchange for \$1.5 billion.

As a result of the four-for-one stock split of NEE common stock effective October 26, 2020 (2020 stock split) (and adjustments related to the dividend rate), the fixed settlement rates of NEE's two outstanding series of Corporate Units sold in 2020 have been adjusted as described below. In addition, these two series of Corporate Units provide that the applicable market value (as described below) for each series of Corporate Units will also be adjusted (when determined) to give effect to the 2020 stock split and certain other anti-dilution adjustments to determine the applicable settlement rate. However, for purposes of the presentation below, corresponding adjustments were instead made to the reference prices and the threshold appreciation prices for these two series of Corporate Units to present the practical effect of the antidilution adjustments as of December 31, 2022.

In February 2020, NEE sold \$2.5 billion of equity units (initially consisting of Corporate Units). Each equity unit has a stated amount of \$50 and consists of a contract to purchase NEE common stock (stock purchase contract) and, initially, a 5% undivided beneficial ownership interest in a Series K Debenture due March 1, 2025, issued in the principal amount of \$1,000 by NEECH. Each stock purchase contract requires the holder to purchase by no later than March 1, 2023 (the final settlement date) for a price of \$50 in cash, a number of shares of NEE common stock (subject to antidilution adjustments) based on a price per share range described in the following sentence. If purchased on the final settlement date, as of December 31, 2022, the number of shares issued per equity unit would (subject to antidilution adjustments) range from 0.7132 shares if the applicable market value of a share of NEE common stock is less than or equal to \$70.39 (the adjusted reference price) to 0.5703 shares if the applicable market value of a share is equal to or greater than \$87.99 (the adjusted threshold appreciation price), with the applicable market value to be determined using the average closing prices of NEE common stock over a 20-day trading period ending February 24, 2023. Total annual distributions on the equity units are at the rate of 5.279%, consisting of interest on the debentures (1.84% per year) and payments under the stock purchase contracts (3.439% per year). The interest rate on the debentures is expected to be reset on or after September 1, 2022. A holder of an equity unit may satisfy its purchase obligation with proceeds raised from remarketing the NEECH debentures that are part of its equity unit. The undivided beneficial ownership interest in the NEECH debenture that is a component of each Corporate Unit is pledged to NEE to secure the holder's obligation to purchase NEE common stock under the related stock purchase contract. If a successful remarketing does not occur on or before the third business day prior to the final settlement date, and a holder has not notified NEE of its intention to settle the stock purchase contract with cash, the debentures that are components of the Corporate Units will be used to satisfy in full the holders' obligations to purchase NEE common stock under the related stock purchase contracts on the final settlement date. The debentures are fully and unconditionally guaranteed by NEE.

In September 2020, NEE sold \$2.0 billion of equity units (initially consisting of Corporate Units). Each equity unit has a stated amount of \$50 and consists of a contract to purchase NEE common stock (stock purchase contract) and, initially, a 5% undivided beneficial ownership interest in a Series L Debenture due September 1, 2025, issued in the principal amount of \$1,000 by NEECH. Each stock purchase contract requires the holder to purchase by no later than September 1, 2023 (the final settlement date) for a price of \$50 in cash, a number of shares of NEE common stock (subject to antidilution adjustments) based on a price per share range described in the following sentence. If purchased on the final settlement date, as of December 31, 2022, the number of shares issued per equity unit would (subject to antidilution adjustments) range from 0.6802 shares if the applicable market value of a share of NEE common stock is less than or equal to \$73.79 (the adjusted reference price) to 0.5442 shares if the applicable market value of a share is equal to or greater than \$92.24 (the adjusted threshold appreciation price), with the applicable market value to be determined using the average closing prices of NEE common stock over a 20-day trading period ending August 29, 2023. Total annual distributions on the equity units are at the rate of 6.219%, consisting of interest on the debentures (0.509% per year) and payments under the stock purchase contracts (5.710% per year). The interest rate on the debentures is expected to be reset on or after March 1, 2023. A holder of an equity unit may satisfy its purchase obligation with proceeds raised from remarketing the NEECH debentures that are part of its equity unit. The undivided beneficial ownership interest in the NEECH debenture that is a component of each Corporate Unit is pledged to NEE to secure the holder's obligation to purchase NEE common stock under the related stock purchase contract. If a successful remarketing does not occur on or before the third business day prior to the final settlement date, and a holder has not notified NEE of its intention to settle the stock purchase contract with cash, the debentures that are components of the Corporate Units will be used to satisfy in full the

NEXTERA ENERGY, INC. AND FLORIDA POWER & LIGHT COMPANY
NOTES TO CONSOLIDATED FINANCIAL STATEMENTS (Continued)

holders' obligations to purchase NEE common stock under the related stock purchase contracts on the final settlement date. The debentures are fully and unconditionally guaranteed by NEE.

In September 2022, NEE sold \$2.0 billion of equity units (initially consisting of Corporate Units). Each equity unit has a stated amount of \$50 and consists of a contract to purchase NEE common stock (stock purchase contract) and, initially, a 5% undivided beneficial ownership interest in a Series M Debenture due September 1, 2027, issued in the principal amount of \$1,000 by NEECH. Each stock purchase contract requires the holder to purchase by no later than September 1, 2025 (the final settlement date) for a price of \$50 in cash, a number of shares of NEE common stock (subject to antidilution adjustments) based on a price per share range described in the following sentence. If purchased on the final settlement date, as of December 31, 2022, the number of shares issued per equity unit would (subject to antidilution adjustments) range from 0.5626 shares if the applicable market value of a share of NEE common stock is less than or equal to \$88.88 (the reference price) to 0.4500 shares if the applicable market value of a share is equal to or greater than \$111.10 (the threshold appreciation price), with the applicable market value to be determined using the average closing prices of NEE common stock over a 20-day trading period ending August 27, 2025. Total annual distributions on the equity units are at the rate of 6.926%, consisting of interest on the debentures (4.60% per year) and payments under the stock purchase contracts (2.326% per year). The interest rate on the debentures is expected to be reset on or after March 1, 2025. A holder of an equity unit may satisfy its purchase obligation with proceeds raised from remarketing the NEECH debentures that are part of its equity unit. The undivided beneficial ownership interest in the NEECH debenture that is a component of each Corporate Unit is pledged to NEE to secure the holder's obligation to purchase NEE common stock under the related stock purchase contract. If a successful remarketing does not occur on or before the third business day prior to the final settlement date, and a holder has not notified NEE of its intention to settle the stock purchase contract with cash, the debentures that are components of the Corporate Units will be used to satisfy in full the holders' obligations to purchase NEE common stock under the related stock purchase contracts on the final settlement date. The debentures are fully and unconditionally guaranteed by NEE.

Prior to the issuance of NEE's common stock, the stock purchase contracts, if dilutive, will be reflected in NEE's diluted earnings per share calculations using the treasury stock method. Under this method, the number of shares of NEE common stock used in calculating diluted earnings per share is deemed to be increased by the excess, if any, of the number of shares that would be issued upon settlement of the stock purchase contracts over the number of shares that could be purchased by NEE in the market, at the average market price during the period, using the proceeds receivable upon settlement.

On February 9, 2023, NEECH sold a total of \$4.0 billion principal amount of its Debentures with interest rates ranging from 4.90% to 5.25% and maturity dates ranging from 2028 to 2053.

14. Equity

Earnings Per Share – The reconciliation of NEE's basic and diluted earnings per share attributable to NEE is as follows:

	Years Ended December 31,		
	2022	2021	2020
	(millions, except per share amounts)		
Numerator – net income attributable to NEE	\$ 4,147	\$ 3,573	\$ 2,919
Denominator:			
Weighted-average number of common shares outstanding – basic	1,972.6	1,962.5	1,959.0
Equity units, stock options, performance share awards and restricted stock ^(a)	6.0	9.7	9.8
Weighted-average number of common shares outstanding – assuming dilution	1,978.6	1,972.2	1,968.8
Earnings per share attributable to NEE:			
Basic	\$ 2.10	\$ 1.82	\$ 1.49
Assuming dilution	\$ 2.10	\$ 1.81	\$ 1.48

(a) Calculated using the treasury stock method. Performance share awards are included in diluted weighted-average number of common shares outstanding based upon what would be issued if the end of the reporting period was the end of the term of the award.

Common shares issuable pursuant to equity units, stock options and/or performance share awards, as well as restricted stock which were not included in the denominator above due to their antidilutive effect were approximately 38.1 million, 30.5 million and 27.1 million for the years ended December 31, 2022, 2021 and 2020, respectively.

On September 14, 2020, NEE's board of directors approved a four-for-one split of NEE common stock effective October 26, 2020. NEE's authorized common stock increased from 800 million to 3.2 billion shares. All share and share-based data included in NEE's consolidated financial statements reflect the effect of the 2020 stock split.

NEXTERA ENERGY, INC. AND FLORIDA POWER & LIGHT COMPANY
NOTES TO CONSOLIDATED FINANCIAL STATEMENTS (Continued)

Potentially Dilutive Securities at NEP – NEP senior unsecured convertible notes, when outstanding, are potentially dilutive securities to NEE. In December 2022, June 2021 and December 2020, NEP issued \$500 million, \$500 million and \$600 million, respectively, principal amount of new senior unsecured convertible notes. Holders of these notes may convert all or a portion of the notes in accordance with the related indenture. Upon conversion, NEP will pay cash up to the principal amount of the notes to be converted and pay or deliver, as the case may be, cash, NEP common units or a combination of cash and common units, at NEP's election, in respect of the remainder, if any, of NEP's conversion obligation in excess of the principal amount of the notes being converted.

Common Stock Dividend Restrictions – NEE's charter does not limit the dividends that may be paid on its common stock. FPL's mortgage securing FPL's first mortgage bonds contains provisions which, under certain conditions, restrict the payment of dividends and other distributions to NEE. These restrictions do not currently limit FPL's ability to pay dividends to NEE.

Stock-Based Compensation – Net income for the years ended December 31, 2022, 2021 and 2020 includes approximately \$142 million, \$119 million and \$107 million, respectively, of compensation costs and \$20 million, \$19 million and \$21 million, respectively, of income tax benefits related to stock-based compensation arrangements. Compensation cost capitalized for the years ended December 31, 2022, 2021 and 2020 was not material. At December 31, 2022, there were approximately \$160 million of unrecognized compensation costs related to nonvested/nonexercisable stock-based compensation arrangements. These costs are expected to be recognized over a weighted-average period of 2.5 years.

At December 31, 2022, approximately 81 million shares of common stock were authorized for awards to officers, employees and non-employee directors of NEE and its subsidiaries under NEE's: (a) 2021 Long Term Incentive Plan, (b) 2017 Non-Employee Directors Stock Plan and (c) earlier equity compensation plans under which shares are reserved for issuance under existing grants, but no additional shares are available for grant under the earlier plans. NEE satisfies restricted stock and performance share awards by issuing new shares of its common stock or by purchasing shares of its common stock in the open market. NEE satisfies stock option exercises by issuing new shares of its common stock. NEE generally grants most of its stock-based compensation awards in the first quarter of each year.

Restricted Stock and Performance Share Awards – Restricted stock typically vests within three years after the date of grant and is subject to, among other things, restrictions on transferability prior to vesting. The fair value of restricted stock is measured based upon the closing market price of NEE common stock as of the date of grant. Performance share awards are typically payable at the end of a three-year performance period if the specified performance criteria are met. The fair value for the majority of performance share awards is estimated based upon the closing market price of NEE common stock as of the date of grant less the present value of expected dividends, multiplied by an estimated performance multiple which is subsequently trued up based on actual performance.

The activity in restricted stock and performance share awards for the year ended December 31, 2022 was as follows:

	Shares/Units	Weighted-Average Grant Date Fair Value Per Share/Units
Restricted Stock:		
Nonvested balance, January 1, 2022	1,817,732	\$ 68.09
Granted	1,001,259	\$ 75.13
Vested	(758,006)	\$ 58.83
Forfeited	(68,940)	\$ 76.65
Nonvested balance, December 31, 2022	<u>1,992,045</u>	\$ 77.93
Performance Share Awards:		
Nonvested balance, January 1, 2022	1,412,149	\$ 61.22
Granted	1,597,586	\$ 58.67
Vested	(1,563,850)	\$ 56.08
Forfeited	(308,803)	\$ 74.01
Nonvested balance, December 31, 2022	<u>1,137,082</u>	\$ 71.17

The weighted-average grant date fair value per share of restricted stock granted for the years ended December 31, 2021 and 2020 was \$82.69 and \$68.25 respectively. The weighted-average grant date fair value per share of performance share awards granted for the years ended December 31, 2021 and 2020 was \$54.82 and \$46.09, respectively.

The total fair value of restricted stock and performance share awards vested was \$175 million, \$186 million and \$177 million for the years ended December 31, 2022, 2021 and 2020, respectively.

NEXTERA ENERGY, INC. AND FLORIDA POWER & LIGHT COMPANY
NOTES TO CONSOLIDATED FINANCIAL STATEMENTS (Continued)

Options – Options typically vest within three years after the date of grant and have a maximum term of ten years. The exercise price of each option granted equals the closing market price of NEE common stock on the date of grant. The fair value of the options is estimated on the date of the grant using the Black-Scholes option-pricing model and based on the following assumptions:

	2022	2021	2020
Expected volatility ^(a)	17.91 – 19.37%	17.32 – 17.75%	14.63 – 16.31%
Expected dividends	2.32 – 2.50%	2.30 – 2.44%	2.50 – 2.72%
Expected term (years) ^(b)	6.5	7.0	7.0
Risk-free rate	1.91 – 3.85%	0.80 – 1.27%	0.49 – 1.52%

(a) Based on historical experience.

(b) Based on historical exercise and post-vesting cancellation experience adjusted for outstanding awards.

Option activity for the year ended December 31, 2022 was as follows:

	Shares Underlying Options	Weighted- Average Exercise Price Per Share	Weighted- Average Remaining Contractual Term (years)	Aggregate Intrinsic Value (millions)
Balance, January 1, 2022	10,013,312	\$ 44.87		
Granted	1,304,270	\$ 75.28		
Exercised	(594,220)	\$ 23.77		
Forfeited	(23,952)	\$ 78.33		
Balance, December 31, 2022	<u>10,699,410</u>	\$ 49.67	5.7	\$ 363
Exercisable, December 31, 2022	8,152,185	\$ 41.28	4.8	\$ 345

The weighted-average grant date fair value of options granted was \$10.49, \$9.82 and \$7.08 per share for the years ended December 31, 2022, 2021 and 2020, respectively. The total intrinsic value of stock options exercised was approximately \$37 million, \$49 million and \$71 million for the years ended December 31, 2022, 2021 and 2020, respectively.

Cash received from option exercises was approximately \$14 million, \$15 million and \$30 million for the years ended December 31, 2022, 2021 and 2020, respectively. The tax benefits realized from options exercised were approximately \$9 million, \$11 million and \$17 million for the years ended December 31, 2022, 2021 and 2020, respectively.

Preferred Stock – NEE's charter authorizes the issuance of 100 million shares of serial preferred stock, \$0.01 par value, none of which are outstanding. FPL's charter authorizes the issuance of 10,414,100 shares of preferred stock, \$100 par value, 5 million shares of subordinated preferred stock, no par value, and 5 million shares of preferred stock, no par value, none of which are outstanding.

NEXTERA ENERGY, INC. AND FLORIDA POWER & LIGHT COMPANY
NOTES TO CONSOLIDATED FINANCIAL STATEMENTS (Continued)

Accumulated Other Comprehensive Income (Loss) – The components of AOCI, net of tax, are as follows:

	Accumulated Other Comprehensive Income (Loss)					Other Comprehensive Income Related to Equity Method Investees	Total
	Net Unrealized Gains (Losses) on Cash Flow Hedges	Net Unrealized Gains (Losses) on Available for Sale Securities	Defined Benefit Pension and Other Benefits Plans	Net Unrealized Gains (Losses) on Foreign Currency Translation	(millions)		
Balances, December 31, 2019	\$ (27)	\$ 11	\$ (114)	\$ (42)		\$ 3	\$ (169)
Other comprehensive income before reclassifications	—	12	37	13		1	63
Amounts reclassified from AOCI	12 ^(a)	(3) ^(b)	2 ^(c)	—		—	11
Net other comprehensive income	12	9	39	13		1	74
Less other comprehensive income attributable to noncontrolling interests	—	—	—	(7)		—	(7)
Impact of disposal of a business	23 ^(d)	—	—	(13) ^(d)		—	10
Balances, December 31, 2020	8	20	(75)	(49)		4	(92)
Other comprehensive income (loss) before reclassifications	—	(11)	95	(1)		1	84
Amounts reclassified from AOCI	6 ^(a)	(4) ^(b)	5 ^(c)	—		—	7
Net other comprehensive income (loss)	6	(15)	100	(1)		1	91
Less other comprehensive loss attributable to noncontrolling interests	—	—	—	1		—	1
Balances, December 31, 2021	14	5	25	(49)		5	—
Other comprehensive income (loss) before reclassifications	—	(84)	(133)	(44)		1	(260)
Amounts reclassified from AOCI	6 ^(a)	10 ^(b)	7 ^(c)	—		—	23
Net other comprehensive income (loss)	6	(74)	(126)	(44)		1	(237)
Less other comprehensive loss attributable to noncontrolling interests	—	—	—	19		—	19
Balances, December 31, 2022	<u>\$ 20</u>	<u>\$ (69)</u>	<u>\$ (101)</u>	<u>\$ (74)</u>		<u>\$ 6</u>	<u>\$ (218)</u>
Attributable to noncontrolling interests	\$ —	\$ —	\$ —	\$ (14)		\$ —	\$ (14)

(a) Reclassified to interest expense in NEE's consolidated statements of income. See Note 3 – Income Statement Impact of Derivative Instruments.

(b) Reclassified to gains on disposal of investments and other property – net in NEE's consolidated statements of income.

(c) Reclassified to other net periodic benefit income in NEE's consolidated statements of income.

(d) Reclassified to gains on disposal of businesses/assets – net and interest expense in NEE's consolidated statements of income. See Note 3 – Income Statement Impact of Derivative Instruments and Note 1 – Disposal of Businesses/Assets and Sale of Noncontrolling Ownership Interests.

NEXTERA ENERGY, INC. AND FLORIDA POWER & LIGHT COMPANY
NOTES TO CONSOLIDATED FINANCIAL STATEMENTS (Continued)

15. Commitments and Contingencies

Commitments – NEE and its subsidiaries have made commitments in connection with a portion of their projected capital expenditures. Capital expenditures at FPL include, among other things, the cost for construction of additional facilities and equipment to meet customer demand, as well as capital improvements to and maintenance of existing facilities. At NEER, capital expenditures include, among other things, the cost, including capitalized interest, for development, construction and maintenance of its competitive energy businesses. Also see Note 4 – Contingent Consideration and Note 6 – RNG Acquisition.

At December 31, 2022, estimated capital expenditures, on an accrual basis, for 2023 through 2027 were as follows:

	2023	2024	2025	2026	2027	Total
	(millions)					
FPL:						
Generation: ^(a)						
New ^(b)	\$ 3,060	\$ 2,315	\$ 2,820	\$ 3,670	\$ 3,150	\$ 15,015
Existing	1,615	1,175	1,045	1,280	1,465	6,580
Transmission and distribution ^(c)	3,545	3,975	3,645	3,340	3,575	18,080
Nuclear fuel	125	160	200	200	225	910
General and other	675	455	515	385	525	2,555
Total	<u>\$ 9,020</u>	<u>\$ 8,080</u>	<u>\$ 8,225</u>	<u>\$ 8,875</u>	<u>\$ 8,940</u>	<u>\$ 43,140</u>
NEER:^(d)						
Wind ^(e)	\$ 2,650	\$ 1,095	\$ 315	\$ 20	\$ 20	\$ 4,100
Solar ^(f)	4,020	1,145	225	—	—	5,390
Other clean energy ^(g)	1,175	350	55	75	45	1,700
Nuclear, including nuclear fuel	95	215	145	260	285	1,000
Rate-regulated transmission	170	65	45	10	10	300
Other	765	180	95	115	60	1,215
Total	<u>\$ 8,875</u>	<u>\$ 3,050</u>	<u>\$ 880</u>	<u>\$ 480</u>	<u>\$ 420</u>	<u>\$ 13,705</u>

(a) Includes AFUDC of approximately \$105 million, \$105 million, \$90 million, \$125 million and \$115 million for 2023 through 2027, respectively.

(b) Includes land, generation structures, transmission interconnection and integration and licensing.

(c) Includes AFUDC of approximately \$60 million, \$50 million, \$55 million, \$30 million and \$30 million for 2023 through 2027, respectively.

(d) Represents capital expenditures for which applicable internal approvals and also, if required, regulatory approvals have been received.

(e) Consists of capital expenditures for new wind projects and repowering of existing wind projects totaling approximately 2,955 MW, and related transmission.

(f) Includes capital expenditures for new solar projects (including solar plus battery storage projects) totaling approximately 6,618 MW and related transmission.

(g) Includes capital expenditures primarily for battery storage projects and renewable fuels projects.

The above estimates are subject to continuing review and adjustment and actual capital expenditures may vary significantly from these estimates. For example, the timing and ultimate cost associated with solar capital expenditures may vary due to supply chain disruptions from Southeast Asian locations.

In addition to guarantees noted in Note 8 with regards to NEP, NEECH has guaranteed or provided indemnifications or letters of credit related to third parties, including certain obligations of investments in joint ventures accounted for under the equity method, totaling approximately \$495 million at December 31, 2022. These obligations primarily related to guaranteeing the residual value of certain financing leases. Payment guarantees and related contracts with respect to unconsolidated entities for which NEE or one of its subsidiaries are the guarantor are recorded at fair value and are included in noncurrent other liabilities on NEE's consolidated balance sheets. Management believes that the exposure associated with these guarantees is not material.

Contracts – In addition to the commitments made in connection with the estimated capital expenditures included in the table in Commitments above, FPL has firm commitments under long-term contracts primarily for the transportation of natural gas with expiration dates through 2042.

At December 31, 2022, NEER has entered into contracts with expiration dates through 2033 primarily for the purchase of wind turbines, wind towers and solar modules and related construction and development activities, as well as for the supply of uranium, and the conversion, enrichment and fabrication of nuclear fuel. Approximately \$3.7 billion of related commitments are included in the estimated capital expenditures table in Commitments above. In addition, NEER has contracts primarily for the transportation and storage of natural gas with expiration dates through 2041.

NEXTERA ENERGY, INC. AND FLORIDA POWER & LIGHT COMPANY
NOTES TO CONSOLIDATED FINANCIAL STATEMENTS (Continued)

The required capacity and/or minimum payments under contracts, including those discussed above at December 31, 2022, were estimated as follows:

	2023	2024	2025	2026	2027	Thereafter
	(millions)					
FPL ^(a)	\$ 1,040	\$ 970	\$ 940	\$ 930	\$ 850	\$ 8,075
NEER ^{(b)(c)(d)}	\$ 2,995	\$ 1,145	\$ 135	\$ 90	\$ 80	\$ 510

- (a) Includes approximately \$410 million, \$410 million, \$405 million, \$400 million, \$400 million and \$5,560 million in 2023 through 2027 and thereafter, respectively, of firm commitments related to the natural gas transportation agreements with Sabal Trail and Florida Southeast Connection, LLC. The charges associated with these agreements are recoverable through the fuel clause and totaled approximately \$418 million, \$419 million and \$386 million for the years ended December 31, 2022, 2021 and 2020, respectively, of which \$102 million, \$105 million and \$108 million, respectively, were eliminated in consolidation at NEE.
- (b) Excludes commitments related to equity contributions and a 20-year natural gas transportation agreement (approximately \$70 million per year) with a joint venture, in which NEER has a 32.2% equity investment, that is constructing a natural gas pipeline. These commitments are subject to the completion of construction of the pipeline which has a very low probability of completion. See Note 4 – Nonrecurring Fair Value Measurements.
- (c) Includes approximately \$260 million of commitments to invest in technology and other investments through 2031. See Note 9 – Other.
- (d) Includes approximately \$205 million, \$865 million, \$5 million, \$5 million, \$0 million and \$0 million for 2023 through 2027 and thereafter, respectively, of joint obligations of NEECH and NEER.

Insurance – Liability for accidents at nuclear power plants is governed by the Price-Anderson Act, which limits the liability of nuclear reactor owners to the amount of insurance available from both private sources and an industry retrospective payment plan. In accordance with this Act, NEE maintains \$450 million of private liability insurance per site, which is the maximum obtainable, except at Duane Arnold which obtained an exemption from the NRC and maintains a \$100 million private liability insurance limit. Each site, except Duane Arnold, participates in a secondary financial protection system, which provides up to \$13.2 billion of liability insurance coverage per incident at any nuclear reactor in the U.S. Under the secondary financial protection system, NEE is subject to retrospective assessments of up to \$963 million (\$550 million for FPL), plus any applicable taxes, per incident at any nuclear reactor in the U.S., payable at a rate not to exceed \$143 million (\$82 million for FPL) per incident per year. NextEra Energy Resources and FPL are contractually entitled to recover a proportionate share of such assessments from the owners of minority interests in Seabrook and St. Lucie Unit No. 2, which approximates \$16 million and \$20 million, plus any applicable taxes, per incident, respectively.

NEE participates in a nuclear insurance mutual company that provides \$2.75 billion of limited insurance coverage per occurrence per site for property damage, decontamination and premature decommissioning risks at its nuclear plants and a sublimit of \$1.5 billion for non-nuclear perils, except for Duane Arnold which has a limit of \$50 million for property damage, decontamination risks and non-nuclear perils. NEE participates in co-insurance of 10% of the first \$400 million of losses per site per occurrence, except at Duane Arnold. The proceeds from such insurance, however, must first be used for reactor stabilization and site decontamination before they can be used for plant repair. NEE also participates in an insurance program that provides limited coverage for replacement power costs if a nuclear plant is out of service for an extended period of time because of an accident. In the event of an accident at one of NEE's or another participating insured's nuclear plants, NEE could be assessed up to \$158 million (\$101 million for FPL), plus any applicable taxes, in retrospective premiums in a policy year. NextEra Energy Resources and FPL are contractually entitled to recover a proportionate share of such assessments from the owners of minority interests in Seabrook, Duane Arnold and St. Lucie Unit No. 2, which approximates \$2 million, \$2 million and \$4 million, plus any applicable taxes, respectively.

Due to the high cost and limited coverage available from third-party insurers, NEE does not have property insurance coverage for a substantial portion of either its transmission and distribution property or natural gas pipeline assets. If FPL's storm restoration costs exceed the storm reserve, such storm restoration costs may be recovered, subject to prudence review by the FPSC, through surcharges approved by the FPSC or through securitization provisions pursuant to Florida law. See Note 1 – Storm Funds, Storm Reserves and Storm Cost Recovery.

In the event of a loss, the amount of insurance available might not be adequate to cover property damage and other expenses incurred. Uninsured losses and other expenses, to the extent not recovered from customers in the case of FPL, would be borne by NEE and FPL and could have a material adverse effect on NEE's and FPL's financial condition, results of operations and liquidity.

16. Segment Information

The tables below present information for NEE's two reportable segments, FPL, a rate-regulated utility business, and NEER, which is comprised of competitive energy and rate-regulated transmission businesses. Corporate and Other represents other business activities, includes eliminating entries, and may include the net effect of rounding. Effective January 1, 2022, the previous segments known as the FPL segment and Gulf Power are no longer separate reportable segments. See Note 1 – Basis of Presentation and Note 6 – Merger of FPL and Gulf Power Company. Prior year amounts for FPL and Corporate and Other were retrospectively adjusted to reflect this segment change. See Note 2 for information regarding NEE's and FPL's operating revenues.

NEXTERA ENERGY, INC. AND FLORIDA POWER & LIGHT COMPANY
NOTES TO CONSOLIDATED FINANCIAL STATEMENTS (Continued)

NEE's segment information is as follows:

	2022			
	FPL	NEER ^(a)	Corp. and Other	NEE Consolidated
	(millions)			
Operating revenues	\$ 17,282	\$ 3,720	\$ (46)	\$ 20,956
Operating expenses – net	\$ 11,992 ^(b)	\$ 5,140	\$ 265	\$ 17,397
Gains (losses) on disposal of businesses/assets – net	\$ 4	\$ 536	\$ (18)	\$ 522
Interest expense	\$ 768	\$ 128	\$ (311)	\$ 585
Depreciation and amortization	\$ 2,695	\$ 1,722	\$ 86	\$ 4,503
Equity in earnings of equity method investees	\$ —	\$ 202	\$ 1	\$ 203
Income tax expense (benefit)	\$ 947 ^(c)	\$ (391) ^(c)	\$ 30	\$ 586
Net income (loss)	\$ 3,701	\$ (616)	\$ 161	\$ 3,246
Net loss attributable to noncontrolling interests	\$ —	\$ 901	\$ —	\$ 901
Net income attributable to NEE	\$ 3,701	\$ 285	\$ 161	\$ 4,147
Capital expenditures, independent power and other investments and nuclear fuel purchases	\$ 9,185	\$ 9,645	\$ 453	\$ 19,283
Property, plant and equipment – net	\$ 64,693	\$ 45,840	\$ 526	\$ 111,059
Total assets	\$ 86,559	\$ 70,713	\$ 1,663	\$ 158,935
Investment in equity method investees	\$ —	\$ 6,572	\$ 10	\$ 6,582

- (a) Interest expense allocated from NEECH to NextEra Energy Resources' subsidiaries is based on a deemed capital structure of 70% debt and differential membership interests sold by NextEra Energy Resources' subsidiaries. Residual NEECH corporate interest expense is included in Corporate and Other.
- (b) FPL's income statement line for total operating expenses – net includes gains (losses) on disposal of businesses/assets – net.
- (c) Includes PTCs that were recognized based on its tax sharing agreement with NEE. See Note 1 – Income Taxes.

	2021			
	FPL	NEER ^(a)	Corp. and Other	NEE Consolidated
	(millions)			
Operating revenues	\$ 14,102	\$ 3,053	\$ (86)	\$ 17,069
Operating expenses – net	\$ 9,587 ^(b)	\$ 4,434	\$ 212	\$ 14,233
Gains (losses) on disposal of businesses/assets – net	\$ 1	\$ 78	\$ (2)	\$ 77
Interest expense	\$ 615	\$ 367	\$ 288	\$ 1,270
Depreciation and amortization	\$ 2,266	\$ 1,576	\$ 82	\$ 3,924
Equity in earnings of equity method investees	\$ —	\$ 666	\$ —	\$ 666
Income tax expense (benefit)	\$ 838	\$ (395) ^(c)	\$ (95)	\$ 348
Net income (loss)	\$ 3,206	\$ (147)	\$ (232)	\$ 2,827
Net loss attributable to noncontrolling interests	\$ —	\$ 746	\$ —	\$ 746
Net income (loss) attributable to NEE	\$ 3,206	\$ 599	\$ (232)	\$ 3,573
Capital expenditures, independent power and other investments and nuclear fuel purchases	\$ 7,570	\$ 8,363	\$ 144	\$ 16,077
Property, plant and equipment – net	\$ 58,227	\$ 40,900	\$ 221	\$ 99,348
Total assets	\$ 78,067	\$ 62,113	\$ 732	\$ 140,912
Investment in equity method investees	\$ —	\$ 6,150	\$ 9	\$ 6,159

- (a) Interest expense allocated from NEECH to NextEra Energy Resources' subsidiaries is based on a deemed capital structure of 70% debt and differential membership interests sold by NextEra Energy Resources' subsidiaries. Residual NEECH corporate interest expense is included in Corporate and Other.
- (b) FPL's income statement line for total operating expenses – net includes gains (losses) on disposal of businesses/assets – net.
- (c) Includes PTCs that were recognized based on its tax sharing agreement with NEE. See Note 1 – Income Taxes.

NEXTERA ENERGY, INC. AND FLORIDA POWER & LIGHT COMPANY
NOTES TO CONSOLIDATED FINANCIAL STATEMENTS (Concluded)

	2020			
	FPL	NEER ^(a)	Corp. and Other	NEE Consolidated
	(millions)			
Operating revenues	\$ 13,060	\$ 5,046	\$ (109)	\$ 17,997
Operating expenses – net	\$ 8,940	\$ 4,125	\$ 169	\$ 13,234
Gains (losses) on disposal of businesses/assets – net	\$ —	\$ 363	\$ (10)	\$ 353
Interest expense	\$ 641	\$ 659	\$ 650	\$ 1,950
Depreciation and amortization	\$ 2,526	\$ 1,460	\$ 66	\$ 4,052
Equity in losses of equity method investees	\$ —	\$ (1,351)	\$ —	\$ (1,351)
Income tax expense (benefit)	\$ 678	\$ (416) ^(b)	\$ (218)	\$ 44
Net income (loss)	\$ 2,890	\$ (19)	\$ (502)	\$ 2,369
Net loss attributable to noncontrolling interests	\$ —	\$ 550	\$ —	\$ 550
Net income (loss) attributable to NEE	\$ 2,890	\$ 531	\$ (502)	\$ 2,919
Capital expenditures, independent power and other investments and nuclear fuel purchases	\$ 7,679	\$ 6,893	\$ 38	\$ 14,610
Property, plant and equipment – net	\$ 53,879	\$ 37,842	\$ 82	\$ 91,803
Total assets	\$ 71,001	\$ 55,633	\$ 1,050	\$ 127,684
Investment in equity method investees	\$ —	\$ 5,713	\$ 15	\$ 5,728

(a) Interest expense allocated from NEECH to NextEra Energy Resources' subsidiaries is based on a deemed capital structure of 70% debt and differential membership interests sold by NextEra Energy Resources' subsidiaries. Residual NEECH corporate interest expense is included in Corporate and Other.

(b) Includes PTCs that were recognized based on its tax sharing agreement with NEE. See Note 1 – Income Taxes.

Item 9. Changes in and Disagreements With Accountants on Accounting and Financial Disclosure

None

Item 9A. Controls and Procedures

Disclosure Controls and Procedures

As of December 31, 2022, each of NEE and FPL had performed an evaluation, under the supervision and with the participation of its management, including NEE's and FPL's chief executive officer and chief financial officer, of the effectiveness of the design and operation of each company's disclosure controls and procedures (as defined in the Securities Exchange Act of 1934 Rules 13a-15(e) and 15d-15(e)). Based upon that evaluation, the chief executive officer and the chief financial officer of each of NEE and FPL concluded that the company's disclosure controls and procedures were effective as of December 31, 2022.

Internal Control Over Financial Reporting

- (a) Management's Annual Report on Internal Control Over Financial Reporting

See Item 8. Financial Statements and Supplementary Data.

- (b) Attestation Report of the Independent Registered Public Accounting Firm

See Item 8. Financial Statements and Supplementary Data.

- (c) Changes in Internal Control Over Financial Reporting

NEE and FPL are continuously seeking to improve the efficiency and effectiveness of their operations and of their internal controls. This results in refinements to processes throughout NEE and FPL. However, there has been no change in NEE's or FPL's internal control over financial reporting (as defined in the Securities Exchange Act of 1934 Rules 13a-15(f) and 15d-15(f)) that occurred during NEE's and FPL's most recent fiscal quarter that has materially affected, or is reasonably likely to materially affect, NEE's or FPL's internal control over financial reporting.

Item 9B. Other Information

None

Item 9C. Disclosure Regarding Foreign Jurisdictions that Prevent Inspections

Not applicable

PART III

Item 10. Directors, Executive Officers and Corporate Governance

The information required by this item will be included under the headings "Business of the Annual Meeting," "Information About NextEra Energy and Management" and "Corporate Governance and Board Matters" in NEE's Proxy Statement which will be filed with the SEC in connection with the 2023 Annual Meeting of Shareholders (NEE's Proxy Statement) and is incorporated herein by reference, or is included in Item 1. Business – Information About Our Executive Officers.

NEE has adopted the NextEra Energy, Inc. Code of Ethics for Senior Executive and Financial Officers (the Senior Financial Executive Code), which is applicable to the chief executive officer, the chief financial officer, the chief accounting officer and other senior executive and financial officers. The Senior Financial Executive Code is available under Corporate Governance in the Investor Relations section of NEE's internet website at www.nexteraenergy.com. Any amendments or waivers of the Senior Financial Executive Code which are required to be disclosed to shareholders under SEC rules will be disclosed on the NEE website at the address listed above.

Item 11. Executive Compensation

The information required by this item will be included in NEE's Proxy Statement under the headings "Executive Compensation" and "Corporate Governance and Board Matters" and is incorporated herein by reference.

Item 12. Security Ownership of Certain Beneficial Owners and Management and Related Stockholder Matters

The information required by this item relating to security ownership of certain beneficial owners and management will be included in NEE's Proxy Statement under the heading "Information About NextEra Energy and Management" and is incorporated herein by reference.

Securities Authorized For Issuance Under Equity Compensation Plans^(a)

NEE's equity compensation plan information at December 31, 2022 is as follows:

Plan Category	Number of securities to be issued upon exercise of outstanding options, warrants and rights (a)	Weighted-average price of outstanding options, warrants and rights (b)	Number of securities remaining available for future issuance under equity compensation plans (excluding securities reflected in column (a)) (c)
Equity compensation plans approved by security holders	15,598,100 ^(a)	\$ 49.67 ^(b)	64,026,892 ^(c)
Equity compensation plans not approved by security holders	—	—	—
Total	15,598,100	\$ 49.67	64,026,892

(a) Includes an aggregate of 10,699,410 outstanding options, 3,163,736 unvested performance share awards (at maximum payout), 1,035,825 deferred fully vested performance shares, 203,949 deferred stock awards and 443,238 unvested restricted stock units (including future reinvested dividends) under the NextEra Energy, Inc. 2021 Long Term Incentive Plan and former LTIPs, and 51,942 fully vested shares deferred by directors under the NextEra Energy, Inc. 2017 Non-Employee Directors Stock Plan, and its predecessors the FPL Group, Inc. 2007 Non-Employee Directors Stock Plan and the FPL Group, Inc. Amended and Restated Non-Employee Directors Stock Plan.

(b) Relates to outstanding options only.

(c) Includes 62,222,683 shares under the NextEra Energy, Inc. 2021 Long Term Incentive Plan and 1,804,210 shares under the NextEra Energy, Inc. 2017 Non-Employee Directors Stock Plan.

Item 13. Certain Relationships and Related Transactions, and Director Independence

The information required by this item, to the extent applicable, will be included in NEE's Proxy Statement under the heading "Corporate Governance and Board Matters" and is incorporated herein by reference.

Item 14. Principal Accountant Fees and Services

NEE – The information required by this item will be included in NEE's Proxy Statement under the heading "Audit-Related Matters" and is incorporated herein by reference.

FPL – The following table presents fees billed for professional services rendered by Deloitte & Touche LLP, the member firms of Deloitte Touche Tohmatsu, and their respective affiliates (collectively, Deloitte & Touche) for the fiscal years ended December 31, 2022 and 2021. The amounts presented below reflect allocations from NEE for FPL's portion of the fees, as well as amounts billed directly to FPL.

	2022	2021
Audit fees ^(a)	\$ 4,240,000	\$ 3,834,000
Audit-related fees ^(b)	549,000	752,000
Tax fees ^(c)	570,000	404,000
All other fees ^(d)	180,000	57,000
Total	<u>\$ 5,539,000</u>	<u>\$ 5,047,000</u>

- (a) Audit fees consist of fees billed for professional services rendered for the audit of FPL's and NEE's annual consolidated financial statements for the fiscal year, the reviews of the financial statements included in FPL's and NEE's Quarterly Reports on Form 10-Q during the fiscal year and the audit of the effectiveness of internal control over financial reporting, comfort letters, and consents.
- (b) Audit-related fees consist of fees billed for assurance and related services that are reasonably related to the performance of the audit or review of FPL's and NEE's consolidated financial statements and are not reported under audit fees. These fees primarily relate to audits of subsidiary financial statements and financial systems pre-implementation internal control assessment.
- (c) Tax fees consist of fees billed for professional services rendered for tax compliance, tax advice and tax planning. These fees primarily relate to research and development tax credit advice and planning services.
- (d) All other fees consist of fees for products and services other than the services reported under the other named categories. In 2022, these fees relate to training and advisory services for Human Resources optimization, and in 2021, these fees relate to training and advisory services for development of a request for proposal on financial systems implementation services.

In accordance with the requirements of the Sarbanes-Oxley Act of 2002, the Audit Committee Charter and the Audit Committee's pre-approval policy for services provided by the independent registered public accounting firm, all services performed by Deloitte & Touche are approved in advance by the Audit Committee, except for audits of certain trust funds where the fees are paid by the trust. Permitted services specifically identified in an appendix to the pre-approval policy are pre-approved by the Audit Committee each year. This pre-approval allows management to request the specified permitted services on an as-needed basis during the year, provided any such services are reviewed with the Audit Committee at its next regularly scheduled meeting. Any permitted service for which the fee is expected to exceed \$500,000, or that involves a service not listed on the pre-approval list, must be specifically approved by the Audit Committee prior to commencement of such service. The Audit Committee has delegated to the Chair of the committee the right to approve audit, audit-related, tax and other services, within certain limitations, between meetings of the Audit Committee, provided any such decision is presented to the Audit Committee at its next regularly scheduled meeting. At each Audit Committee meeting (other than meetings held to review earnings materials), the Audit Committee reviews a schedule of services for which Deloitte & Touche has been engaged since the prior Audit Committee meeting under existing pre-approvals and the estimated fees for those services. In 2022 and 2021, none of the amounts presented above represent services provided to NEE or FPL by Deloitte & Touche that were approved by the Audit Committee after services were rendered pursuant to Rule 2-01(c)(7)(i)(C) of Regulation S-X (which provides for a waiver of the otherwise applicable pre-approval requirement if certain conditions are met).

PART IV

Item 15. Exhibits and Financial Statement Schedules

		Page(s)
(a)	1. Financial Statements	
	Management's Report on Internal Control Over Financial Reporting	56
	Attestation Report of Independent Registered Public Accounting Firm	57
	Report of Independent Registered Public Accounting Firm (PCAOB ID 34)	58
	NEE:	
	Consolidated Statements of Income	60
	Consolidated Statements of Comprehensive Income	61
	Consolidated Balance Sheets	62
	Consolidated Statements of Cash Flows	63
	Consolidated Statements of Equity	64
	FPL:	
	Consolidated Statements of Income	65
	Consolidated Balance Sheets	66
	Consolidated Statements of Cash Flows	67
	Consolidated Statements of Common Shareholder's Equity	68
	Notes to Consolidated Financial Statements	69 – 112

2. Financial Statement Schedules – Schedules are omitted as not applicable or not required.

3. Exhibits (including those incorporated by reference)

Certain exhibits listed below refer to "FPL Group" and "FPL Group Capital," and were effective prior to the change of the name FPL Group, Inc. to NextEra Energy, Inc., and of the name FPL Group Capital Inc to NextEra Energy Capital Holdings, Inc., during 2010.

Exhibit Number	Description	NEE	FPL
*2(a)	Agreement and Plan of Merger, dated as of December 18, 2020, between Gulf Power Company and Florida Power & Light Company (filed as Exhibit 2 to Form 8-K dated December 18, 2020, File No. 2-27612)		x
*3(i)a	Restated Articles of Incorporation of NextEra Energy, Inc. (filed as Exhibit 3(i) to Form 8-K dated October 26, 2020, File No. 1-8841)	x	
*3(i)b	Restated Articles of Incorporation of Florida Power & Light Company (filed as Exhibit 3(i)b to Form 10-K for the year ended December 31, 2010, File No. 2-27612)		x
*3(i)c	Articles of Merger of Florida Power & Light Company and Gulf Power Company (filed as Exhibit 3(i)(c) to Form 10-K for the year ended December 31, 2020, File No. 2-27612)		x
*3(ii)a	Amended and Restated Bylaws of NextEra Energy, Inc., effective October 14, 2016 (filed as Exhibit 3(ii)(b) to Form 8-K dated October 14, 2016, File No. 1-8841)	x	
*3(ii)b	Amended and Restated Bylaws of Florida Power & Light Company, as amended through October 17, 2008 (filed as Exhibit 3(ii)b to Form 10-Q for the quarter ended September 30, 2008, File No. 2-27612)		x

Exhibit Number	Description	NEE	FPL
*4(a)	Mortgage and Deed of Trust dated as of January 1, 1944, as amended, between Florida Power & Light Company and Deutsche Bank Trust Company Americas, Trustee (filed as Exhibit B-3, File No. 2-4845; Exhibit 7(a), File No. 2-7126; Exhibit 7(a), File No. 2-7523; Exhibit 7(a), File No. 2-7990; Exhibit 7(a), File No. 2-9217; Exhibit 4(a)-5, File No. 2-10093; Exhibit 4(c), File No. 2-11491; Exhibit 4(b)-1, File No. 2-12900; Exhibit 4(b)-1, File No. 2-13255; Exhibit 4(b)-1, File No. 2-13705; Exhibit 4(b)-1, File No. 2-13925; Exhibit 4(b)-1, File No. 2-15088; Exhibit 4(b)-1, File No. 2-15677; Exhibit 4(b)-1, File No. 2-20501; Exhibit 4(b)-1, File No. 2-22104; Exhibit 2(c), File No. 2-23142; Exhibit 2(c), File No. 2-24195; Exhibit 4(b)-1, File No. 2-25677; Exhibit 2(c), File No. 2-27612; Exhibit 2(c), File No. 2-29001; Exhibit 2(c), File No. 2-30542; Exhibit 2(c), File No. 2-33038; Exhibit 2(c), File No. 2-37679; Exhibit 2(c), File No. 2-39006; Exhibit 2(c), File No. 2-41312; Exhibit 2(c), File No. 2-44234; Exhibit 2(c), File No. 2-46502; Exhibit 2(c), File No. 2-48679; Exhibit 2(c), File No. 2-49726; Exhibit 2(c), File No. 2-50712; Exhibit 2(c), File No. 2-52826; Exhibit 2(c), File No. 2-53272; Exhibit 2(c), File No. 2-54242; Exhibit 2(c), File No. 2-56228; Exhibits 2(c) and 2(d), File No. 2-60413; Exhibits 2(c) and 2(d), File No. 2-65701; Exhibit 2(c), File No. 2-66524; Exhibit 2(c), File No. 2-67239; Exhibit 4(c), File No. 2-69716; Exhibit 4(c), File No. 2-70767; Exhibit 4(b), File No. 2-71542; Exhibit 4(b), File No. 2-73799; Exhibits 4(c), 4(d) and 4(e), File No. 2-75762; Exhibit 4(c), File No. 2-77629; Exhibit 4(c), File No. 2-79557; Exhibit 99(a) to Post-Effective Amendment No. 5 to Form S-8, File No. 33-18669; Exhibit 99(a) to Post-Effective Amendment No. 1 to Form S-3, File No. 33-46076; Exhibit 4(b) to Form 10-Q for the quarter ended June 30, 1995, File No. 1-3545; Exhibit 4(a) to Form 10-Q for the quarter ended March 31, 1996, File No. 1-3545; Exhibit 4(o), File No. 333-102169; Exhibit 4(k) to Post-Effective Amendment No. 1 to Form S-3, File No. 333-102172; Exhibit 4(l) to Post-Effective Amendment No. 2 to Form S-3, File No. 333-102172; Exhibit 4(m) to Post-Effective Amendment No. 3 to Form S-3, File No. 333-102172; Exhibit 4(f) to Amendment No. 1 to Form S-3, File No. 333-125275; Exhibit 4(y) to Post-Effective Amendment No. 2 to Form S-3, File Nos. 333-116300, 333-116300-01 and 333-116300-02; Exhibit 4(z) to Post-Effective Amendment No. 3 to Form S-3, File Nos. 333-116300, 333-116300-01 and 333-116300-02; Exhibit 4(b) to Form 10-Q for the quarter ended March 31, 2006, File No. 2-27612; Exhibit 4(a) to Form 8-K dated April 17, 2007, File No. 2-27612; Exhibit 4 to Form 8-K dated January 16, 2008, File No. 2-27612; Exhibit 4(a) to Form 8-K dated March 17, 2009, File No. 2-27612; Exhibit 4 to Form 8-K dated February 9, 2010, File No. 2-27612; Exhibit 4 to Form 8-K dated December 9, 2010, File No. 2-27612; Exhibit 4(a) to Form 8-K dated June 10, 2011, File No. 2-27612; Exhibit 4 to Form 8-K dated December 13, 2011, File No. 2-27612; Exhibit 4 to Form 8-K dated May 15, 2012, File No. 2-27612; Exhibit 4 to Form 8-K dated December 20, 2012, File No. 2-27612; Exhibit 4 to Form 8-K dated June 5, 2013, File No. 2-27612; Exhibit 4 to Form 8-K dated May 15, 2014, File No. 2-27612; Exhibit 4 to Form 8-K dated September 10, 2014, File No. 2-27612; Exhibit 4 to Form 8-K dated November 19, 2015, File No. 2-27612; Exhibit 4(b) to Form 10-K for the year ended December 31, 2017, File No. 2-27612; Exhibit 4(a) to Form 10-Q for the quarter ended March 31, 2018, File No. 2-27612; Exhibit 4(j), File Nos. 333-226056, 333-226056-01 and 333-226056-02; Exhibit 4(k), File Nos. 333-226056, 333-226056-01 and 333-226056-02; Exhibit 4(a) to Form 10-Q for the quarter ended March 31, 2019, File No. 2-27612; Exhibit 4(f) to Form 10-Q for the quarter ended September 30, 2019, File No. 2-27612; Exhibit 4(e) to Form 10-Q for the quarter ended March 31, 2020, File No. 2-27612; and Exhibit 4(b) to Form 10-K for the year ended December 31, 2020, File No. 2-27612; Exhibit 4(b) to Form 10-K for the year ended December 31, 2021, File No. 2-27612; and Exhibit 4(c) to Form 10-K for the year ended December 31, 2021, File No. 2-27612	x	x
*4(b)	Indenture (For Unsecured Debt Securities), dated as of November 1, 2017, between Florida Power & Light Company and The Bank of New York Mellon (as Trustee) (filed as Exhibit 4(a) to Form 8-K dated November 6, 2017, File No. 2-27612)	x	x
*4(c)	Officer's Certificate of Florida Power & Light Company, dated June 15, 2018, creating the Floating Rate Notes, Series due June 15, 2068 (filed as Exhibit 4 to Form 8-K dated June 15, 2018, File No. 2-27612)	x	x
*4(d)	Officer's Certificate of Florida Power & Light Company, dated November 14, 2018, creating the Floating Rate Notes, Series due November 14, 2068 (filed as Exhibit 4 to Form 8-K dated November 14, 2018, File No. 2-27612)	x	x

Exhibit Number	Description	NEE	FPL
*4(e)	Officer's Certificate of Florida Power & Light Company, dated March 27, 2019, creating the Floating Rate Notes, Series due March 27, 2069 (filed as Exhibit 4(b) to Form 8-K dated March 27, 2019, File No. 2-27612)	x	x
*4(f)	Officer's Certificate of Florida Power & Light Company, dated March 13, 2020, creating the Floating Rate Notes, Series due March 13, 2070 (filed as Exhibit 4 to Form 8-K dated March 13, 2020, File No. 2-27612)	x	x
*4(g)	Officer's Certificate of Florida Power & Light Company, dated August 24, 2020, creating the Floating Rate Notes, Series due August 24, 2070 (filed as Exhibit 4 to Form 8-K dated August 24, 2020, File No. 2-27612)	x	x
*4(h)	Officer's Certificate of Florida Power & Light Company, dated March 1, 2021, creating the Floating Rate Notes, Series due March 1, 2071 (filed as Exhibit 4 to Form 8-K dated March 1, 2021, File No. 2-27612)	x	x
*4(i)	Officer's Certificate of Florida Power & Light Company, dated May 10, 2021, creating the Floating Rate Notes, Series due May 10, 2023 (filed as Exhibit 4 to Form 8-K dated May 10, 2021, File No. 2-27612)	x	x
*4(j)	Officer's Certificate of Florida Power & Light Company, dated January 14, 2022, creating the Floating Rate Notes, Series due January 12, 2024 (filed as Exhibit 4(l) to Form 10-K for the year ended December 31, 2021, File No. 2-27612)	x	x
*4(k)	Officer's Certificate of Florida Power & Light Company, dated June 7, 2022, creating the Floating Rate Notes, Series due June 15, 2072 (filed as Exhibit 4 to Form 8-K dated June 7, 2022, File No. 2-27612)	x	x
*4(l)	Indenture (For Unsecured Debt Securities), dated as of June 1, 1999, between FPL Group Capital Inc and The Bank of New York Mellon (as Trustee) (filed as Exhibit 4(a) to Form 8-K dated July 16, 1999, File No. 1-8841)	x	
*4(m)	First Supplemental Indenture to Indenture (For Unsecured Debt Securities) dated as of June 1, 1999, dated as of September 21, 2012, between NextEra Energy Capital Holdings, Inc. and The Bank of New York Mellon, as Trustee (filed as Exhibit 4(e) to Form 10-Q for the quarter ended September 30, 2012, File No. 1-8841)	x	
*4(n)	Guarantee Agreement, dated as of June 1, 1999, between FPL Group, Inc. (as Guarantor) and The Bank of New York Mellon (as Guarantee Trustee) (filed as Exhibit 4(b) to Form 8-K dated July 16, 1999, File No. 1-8841)	x	
*4(o)	Officer's Certificate of NextEra Energy Capital Holdings, Inc., dated April 28, 2017, creating the 3.55% Debentures, Series due May 1, 2027 (filed as Exhibit 4 to Form 8-K dated April 28, 2017, File No. 1-8841)	x	
*4(p)	Officer's Certificate of NextEra Energy Capital Holdings, Inc., dated April 4, 2019, creating the 3.50% Debentures, Series due April 1, 2029 (filed as Exhibit 4(d) to Form 8-K dated April 4, 2019, File No. 1-8841)	x	
*4(q)	Officer's Certificate of NextEra Energy Capital Holdings, Inc., dated September 9, 2019, creating the Series J Debentures due September 1, 2024 (filed as Exhibit 4(e) to Form 10-Q for the quarter ended September 30, 2019, File No. 1-8841)	x	
*4(r)	Letter, dated August 5, 2022, from NextEra Energy Capital Holdings, Inc. to The Bank of New York Mellon, as trustee, setting forth certain terms of the Series J Debentures due September 1, 2024 effective August 5, 2022 (filed as Exhibit 4(b) to Form 8-K dated August 5, 2022, File No. 1-8841)	x	
*4(s)	Officer's Certificate of NextEra Energy Capital Holdings, Inc., dated October 3, 2019, creating the 2.75% Debentures, Series due November 1, 2029 (filed as Exhibit 4 to Form 8-K dated October 3, 2019, File No. 1-8841)	x	
*4(t)	Officer's Certificate of NextEra Energy Capital Holdings, Inc., dated February 21, 2020, creating the Series K Debentures due March 1, 2025 (filed as Exhibit 4(c) to Form 10-Q for the quarter ended March 31, 2020, File No. 1-8841)	x	
*4(u)	Officer's Certificate of NextEra Energy Capital Holdings, Inc., dated May 12, 2020, creating the 2.25% Debentures, Series due June 1, 2030 (filed as Exhibit 4 to Form 8-K dated May 12, 2020, File No. 1-8841)	x	
*4(v)	Officer's Certificate of NextEra Energy Capital Holdings, Inc., dated September 18, 2020, creating the Series L Debentures due September 1, 2025 (filed as Exhibit 4(e) to Form 10-Q for the quarter ended September 30, 2020, File No. 1-8841)	x	

Exhibit Number	Description	NEE	FPL
*4(w)	Officer's Certificate of NextEra Energy Capital Holdings, Inc., dated March 17, 2021, creating the 0.65% Debentures, Series due March 1, 2023 (filed as Exhibit 4(ak), File Nos. 333-254632, 333-254632-01 and 333-254632-02)	x	
*4(x)	Officer's Certificate of NextEra Energy Capital Holdings, Inc., dated March 17, 2021, creating the Floating Rate Debentures, Series due March 1, 2023 (filed as Exhibit 4(al), File Nos. 333-254632, 333-254632-01 and 333-254632-02)	x	
*4(y)	Officer's Certificate of NextEra Energy Capital Holdings, Inc., dated June 8, 2021, creating the 1.90% Debentures, Series due June 15, 2028 (filed as Exhibit 4 to Form 8-K dated June 8, 2021, File No. 1-8841)	x	
*4(z)	Officer's Certificate of NextEra Energy Capital Holdings, Inc., dated November 3, 2021, creating the Floating Rate Debentures, Series due November 3, 2023 (filed as Exhibit 4 to Form 8-K dated November 3, 2021, File No. 1-8841)	x	
*4(aa)	Officer's Certificate of NextEra Energy Capital Holdings, Inc., dated December 13, 2021, creating the 1.875% Debentures, Series due January 15, 2027 (filed as Exhibit 4(a) to Form 8-K dated December 13, 2021, File No. 1-8841)	x	
*4(bb)	Officer's Certificate of NextEra Energy Capital Holdings, Inc., dated December 13, 2021, creating the 2.440% Debentures, Series due January 15, 2032 (filed as Exhibit 4(b) to Form 8-K dated December 13, 2021, File No. 1-8841)	x	
*4(cc)	Officer's Certificate of NextEra Energy Capital Holdings, Inc., dated December 13, 2021, creating the 3.000% Debentures, Series due January 15, 2052 (filed as Exhibit 4(c) to Form 8-K dated December 13, 2021, File No. 1-8841)	x	
*4(dd)	Officer's Certificate of NextEra Energy Capital Holdings, Inc., dated March 21, 2022, creating the 2.94% Debentures, Series due March 21, 2024 (filed as Exhibit 4(a) to Form 8-K dated March 21, 2022, File No. 1-8841)	x	
*4(ee)	Officer's Certificate of NextEra Energy Capital Holdings, Inc., dated March 21, 2022, creating the Floating Rate Debentures, Series due March 21, 2024 (filed as Exhibit 4(b) to Form 8-K dated March 21, 2022, File No. 1-8841)	x	
*4(ff)	Officer's Certificate of NextEra Energy Capital Holdings, Inc., dated March 24, 2022, creating the 4.30% Debentures, Series due 2062 (filed as Exhibit 4 to Form 8-K dated March 24, 2022, File No. 1-8841)	x	
*4(gg)	Officer's Certificate of NextEra Energy Capital Holdings, Inc., dated June 23, 2022, creating the 4.20% Debentures, Series due June 20, 2024 (filed as Exhibit 4(a) to Form 8-K dated June 23, 2022, File No. 1-8841)	x	
*4(hh)	Officer's Certificate of NextEra Energy Capital Holdings, Inc., dated June 23, 2022, creating the 4.45% Debentures, Series due June 20, 2025 (filed as Exhibit 4(b) to Form 8-K dated June 23, 2022, File No. 1-8841)	x	
*4(ii)	Officer's Certificate of NextEra Energy Capital Holdings, Inc., dated June 23, 2022, creating the 4.625% Debentures, Series due July 15, 2027 (filed as Exhibit 4(c) to Form 8-K dated June 23, 2022, File No. 1-8841)	x	
*4(jj)	Officer's Certificate of NextEra Energy Capital Holdings, Inc., dated June 23, 2022, creating the 5.00% Debentures, Series due July 15, 2032 (filed as Exhibit 4(d) to Form 8-K dated June 23, 2022, File No. 1-8841)	x	
*4(kk)	Officer's Certificate of NextEra Energy Capital Holdings, Inc., dated September 19, 2022, creating the Series M Debentures due September 1, 2027 (filed as Exhibit 4(e) to Form 10-Q quarter ended September 30, 2022, File No. 1-8841)	x	
*4(ll)	Officer's Certificate of NextEra Energy Capital Holdings, Inc., dated February 9, 2023, creating the 4.90% Debentures, Series due February 28, 2028 (filed as Exhibit 4(a) to Form 8-K dated February 9, 2023, File No. 1-8841)	x	
*4(mm)	Officer's Certificate of NextEra Energy Capital Holdings, Inc., dated February 9, 2023, creating the 5.00% Debentures, Series due February 28, 2030 (filed as Exhibit 4(b) to Form 8-K dated February 9, 2023, File No. 1-8841)	x	
*4(nn)	Officer's Certificate of NextEra Energy Capital Holdings, Inc., dated February 9, 2023, creating the 5.05% Debentures, Series due February 28, 2033 (filed as Exhibit 4(c) to Form 8-K dated February 9, 2023, File No. 1-8841)	x	
*4(oo)	Officer's Certificate of NextEra Energy Capital Holdings, Inc., dated February 9, 2023, creating the 5.25% Debentures, Series due February 28, 2053 (filed as Exhibit 4(d) to Form 8-K dated February 9, 2023, File No. 1-8841)	x	

Exhibit Number	Description	NEE	FPL
*4(pp)	Indenture (For Unsecured Subordinated Debt Securities relating to Trust Securities), dated as of March 1, 2004, among FPL Group Capital Inc, FPL Group, Inc. (as Guarantor) and The Bank of New York Mellon (as Trustee) (filed as Exhibit 4(au) to Post-Effective Amendment No. 3 to Form S-3, File Nos. 333-102173, 333-102173-01, 333-102173-02 and 333-102173-03)	x	
*4(qq)	Indenture (For Unsecured Subordinated Debt Securities), dated as of September 1, 2006, among FPL Group Capital Inc, FPL Group, Inc. (as Guarantor) and The Bank of New York Mellon (as Trustee) (filed as Exhibit 4(a) to Form 8-K dated September 19, 2006, File No. 1-8841)	x	
*4(rr)	First Supplemental Indenture to Indenture (For Unsecured Subordinated Debt Securities) dated as of September 1, 2006, dated as of November 19, 2012, between NextEra Energy Capital Holdings, Inc., NextEra Energy, Inc. as Guarantor, and The Bank of New York Mellon, as Trustee (filed as Exhibit 2 to Form 8-A dated January 16, 2013, File No. 1-33028)	x	
*4(ss)	Officer's Certificate of FPL Group Capital Inc and FPL Group, Inc., dated September 19, 2006, creating the Series B Enhanced Junior Subordinated Debentures due 2066 (filed as Exhibit 4(c) to Form 8-K dated September 19, 2006, File No. 1-8841)	x	
*4(tt)	Replacement Capital Covenant, dated September 19, 2006, by FPL Group Capital Inc and FPL Group, Inc. relating to FPL Group Capital Inc's Series B Enhanced Junior Subordinated Debentures due 2066 (filed as Exhibit 4(d) to Form 8-K dated September 19, 2006, File No. 1-8841)	x	
*4(uu)	Amendment, dated November 9, 2016, to the Replacement Capital Covenant, dated September 19, 2006, by NextEra Energy Capital Holdings, Inc. (formerly known as FPL Group Capital Holdings Inc) and NextEra Energy, Inc. (formerly known as FPL Group, Inc.), relating to FPL Group Capital Inc's Series B Enhanced Junior Subordinated Debentures due 2066 (filed as Exhibit 4(cc) to Form 10-K for the year ended December 31, 2016, File No. 1-8841)	x	
*4(vv)	Officer's Certificate of FPL Group Capital Inc and FPL Group, Inc., dated June 12, 2007, creating the Series C Junior Subordinated Debentures due 2067 (filed as Exhibit 4(a) to Form 8-K dated June 12, 2007, File No. 1-8841)	x	
*4(ww)	Replacement Capital Covenant, dated June 12, 2007, by FPL Group Capital Inc and FPL Group, Inc. relating to FPL Group Capital Inc's Series C Junior Subordinated Debentures due 2067 (filed as Exhibit 4(b) to Form 8-K dated June 12, 2007, File No. 1-8841)	x	
*4(xx)	Amendment, dated November 9, 2016, to the Replacement Capital Covenant, dated June 12, 2007 by NextEra Energy Capital Holdings, Inc. (formerly known as FPL Group Capital Holdings Inc) and NextEra Energy, Inc. (formerly known as FPL Group, Inc.), relating to FPL Group Capital Inc's Series C Junior Subordinated Debentures due 2067 (filed as Exhibit 4(hh) to Form 10-K for the year ended December 31, 2016, File No. 1-8841)	x	
*4(yy)	Officer's Certificate of NextEra Energy Capital Holdings, Inc. and NextEra Energy, Inc., dated September 29, 2017, creating the Series L Junior Subordinated Debentures due September 29, 2057 (filed as Exhibit 4(c) to Form 8-K dated September 29, 2017, File No. 1-8841)	x	
*4(zz)	Officer's Certificate of NextEra Energy Capital Holdings, Inc. and NextEra Energy, Inc., dated November 2, 2017, creating the Series M Junior Subordinated Debentures due December 1, 2077 (filed as Exhibit 4(a) to Form 8-K dated November 2, 2017, File No. 1-8841)	x	
*4(aaa)	Officer's Certificate of NextEra Energy Capital Holdings, Inc. and NextEra Energy, Inc., dated March 15, 2019, creating the Series N Junior Subordinated Debentures due March 1, 2079 (filed as Exhibit 4 to Form 8-K dated March 15, 2019, File No. 1-8841)	x	
*4(bbb)	Officer's Certificate of NextEra Energy Capital Holdings, Inc. and NextEra Energy, Inc., dated April 4, 2019, creating the Series O Junior Subordinated Debentures due May 1, 2079 (filed as Exhibit 4(e) to Form 8-K dated April 4, 2019, File No. 1-8841)	x	
*4(ccc)	Officer's Certificate of NextEra Energy Capital Holdings, Inc., dated December 14, 2021, creating the Series P Junior Subordinated Debentures due March 15, 2082 (filed as Exhibit 4 to Form 8-K dated December 14, 2021, File No. 1-8841)	x	
*4(ddd)	Purchase Contract Agreement, dated as of February 1, 2020, between NextEra Energy, Inc. and The Bank of New York Mellon, as Purchase Contract Agent (filed as Exhibit 4(a) to Form 10-Q for the quarter ended March 31, 2020, File No. 1-8841)	x	

Exhibit Number	Description	NEE	FPL
*4(eee)	Pledge Agreement, dated as of February 1, 2020, between NextEra Energy, Inc., Deutsche Bank Trust Company Americas, as Collateral Agent, Custodial Agent and Securities Intermediary, and The Bank of New York Mellon, as Purchase Contract Agent (filed as Exhibit 4(b) to Form 10-Q for the quarter ended March 31, 2020, File No. 1-8841)	x	
*4(fff)	Purchase Contract Agreement, dated as of September 1, 2020, between NextEra Energy, Inc. and The Bank of New York Mellon, as Purchase Contract Agent (filed as Exhibit 4(c) to Form 10-Q for the quarter ended September 30, 2020, File No. 1-8841)	x	
*4(ggg)	Pledge Agreement, dated as of September 1, 2020, between NextEra Energy, Inc., Deutsche Bank Trust Company Americas, as Collateral Agent, Custodial Agent and Securities Intermediary, and The Bank of New York Mellon, as Purchase Contract Agent (filed as Exhibit 4(d) to Form 10-Q for the quarter ended September 30, 2020, File No. 1-8841)	x	
*4(hhh)	Purchase Contract Agreement, dated as of September 1, 2022, between NextEra Energy, Inc. and The Bank of New York Mellon, as Purchase Contract Agent (filed as Exhibit 4(c) to Form 10-Q for the quarter ended September 30, 2022, File No. 1-8841)	x	
*4(iii)	Pledge Agreement, dated as of September 1, 2022, between NextEra Energy, Inc., Deutsche Bank Trust Company Americas, as Collateral Agent, Custodial Agent and Securities Intermediary, and the Bank of New York Mellon, as Purchase Contract Agent (filed as Exhibit 4(d) to Form 10-Q for the quarter ended September 30, 2022, File No. 1-8841)	x	
*4(jjj)	Senior Note Indenture dated as of January 1, 1998, between Florida Power & Light Company (as successor to Gulf Power Company) and Computershare Trust Company, N.A., as Successor Trustee, and certain indentures supplemental thereto (filed as Exhibit 4.1 to Form 8-K dated June 17, 1998, File No. 0-2429; Exhibit 4.2 to Form 8-K dated September 9, 2010, File No. 1-31737; Exhibit 4.2 to Form 8-K dated May 15, 2012, File No. 1-31737; Exhibit 4.2 to Form 8-K dated June 10, 2013, File No. 1-31737; Exhibit 4.2 to Form 8-K dated September 16, 2014, File No. 1-31737; Exhibit 4.2 to Form 8-K dated May 15, 2017, File No. 1-31737; and Exhibit 4(ddd) to Form 10-K for the year ended December 31, 2020, File No. 2-27612)	x	x
4(kkk)	Description of Securities Registered Pursuant to Section 12 of the Securities Exchange Act of 1934	x	
*10(a)	FPL Group, Inc. Supplemental Executive Retirement Plan, amended and restated effective April 1, 1997 (SERP) (filed as Exhibit 10(a) to Form 10-K for the year ended December 31, 1999, File No. 1-8841)	x	x
*10(b)	FPL Group, Inc. Supplemental Executive Retirement Plan, amended and restated effective January 1, 2005 (Restated SERP) (filed as Exhibit 10(b) to Form 8-K dated December 12, 2008, File No. 1-8841)	x	x
*10(c)	Amendment Number 1 to the Restated SERP changing name to NextEra Energy, Inc. Supplemental Executive Retirement Plan (filed as Exhibit 10(b) to Form 10-Q for the quarter ended June 30, 2010, File No. 1-8841)	x	x
*10(d)	Appendix A1 (revised as of March 16, 2016) to the NextEra Energy, Inc. Supplemental Executive Retirement Plan (filed as Exhibit 10(d) to Form 10-K dated December 31, 2017, File No. 1-8841)	x	x
*10(e)	Appendix A2 (revised as of October 1, 2017) to the NextEra Energy, Inc. Supplemental Executive Retirement Plan (filed as Exhibit 10(e) to Form 10-K dated December 31, 2017, File No. 1-8841)	x	x
*10(f)	Supplement to the Restated SERP relating to a special credit to certain executive officers and other officers effective February 15, 2008 (filed as Exhibit 10(g) to Form 10-K for the year ended December 31, 2007, File No. 1-8841)	x	x
*10(g)	NextEra Energy, Inc. (formerly known as FPL Group, Inc.) Amended and Restated Long-Term Incentive Plan, most recently amended and restated on May 22, 2009 (filed as Exhibit 10(a) to Form 10-Q for the quarter ended June 30, 2009, File No. 1-8841)	x	x
*10(h)	NextEra Energy, Inc. Amended and Restated 2011 Long Term Incentive Plan (filed as Exhibit 10(c) to Form 8-K dated March 16, 2012, File No. 1-8841)	x	x
*10(i)	Form of Performance Share Award Agreement under the NextEra Energy, Inc. Amended and Restated 2011 Long Term Incentive Plan for certain executive officers (filed as Exhibit 10(b) to Form 10-Q for the quarter ended March 31, 2018, File No. 1-8841)	x	x

Exhibit Number	Description	NEE	FPL
*10(j)	Form of Restricted Stock Award Agreement under the NextEra Energy, Inc. Amended and Restated 2011 Long Term Incentive Plan for certain executive officers (filed as Exhibit 10(c) to Form 10-Q for the quarter ended March 31, 2018, File No. 1-8841)	x	x
*10(k)	Form of Restricted Stock Agreement under the NextEra Energy, Inc. Amended and Restated 2011 Long Term Incentive Plan for certain executive officers (filed as Exhibit 10(a) to Form 10-Q for the quarter ended March 31, 2021, File No. 1-8841)	x	x
*10(l)	Form of Restricted Stock Unit Agreement under the NextEra Energy, Inc. Amended and Restated 2011 Long Term Incentive Plan for certain executive officers (filed as Exhibit 10(b) to Form 10-Q for the quarter ended March 31, 2021, File No. 1-8841)	x	x
*10(m)	Form of Restricted Stock Unit Agreement under the NextEra Energy, Inc. Amended and Restated 2011 Long Term Incentive Plan for certain executive officers (filed as Exhibit 10(c) to Form 10-Q for the quarter ended March 31, 2021, File No. 1-8841)	x	x
*10(n)	Form of Restricted Stock Unit Agreement under the NextEra Energy, Inc. Amended and Restated 2011 Long Term Incentive Plan for certain executive officers (filed as Exhibit 10(d) to Form 10-Q for the quarter ended March 31, 2021, File No. 1-8841)	x	x
*10(o)	Form of Non-Qualified Stock Option Agreement under the NextEra Energy, Inc. Amended and Restated 2011 Long Term Incentive Plan for certain executive officers (filed as Exhibit 10(f) to Form 10-Q for the quarter ended March 31, 2016, File No. 1-8841)	x	x
*10(p)	Form of Non-Qualified Stock Option Agreement under the NextEra Energy, Inc. Amended and Restated 2011 Long Term Incentive Plan for certain executive officers (filed as Exhibit 10(g) to Form 10-Q for the quarter ended March 31, 2016, File No. 1-8841)	x	x
*10(q)	Form of Non-Qualified Stock Option agreement under the NextEra Energy, Inc. Amended and Restated 2011 Long Term Incentive Plan for certain executive officers (filed as Exhibit 10(d) to Form 10-Q for the quarter ended March 31, 2018, File No. 1-8841)	x	x
*10(r)	Form of Non-Qualified Stock Option Agreement under the NextEra Energy, Inc. Amended and Restated 2011 Long Term Incentive Plan for certain executive officers (filed as Exhibit 10(e) to Form 10-Q for the quarter ended March 31, 2021, File No. 1-8841)	x	x
*10(s)	Form of Non-Qualified Stock Option Agreement under the NextEra Energy, Inc. Amended and Restated 2011 Long Term Incentive Plan for certain executive officers (filed as Exhibit 10(f) to Form 10-Q for the quarter ended March 31, 2021, File No. 1-8841)	x	x
*10(t)	Form of Performance Share Award Agreement under the NextEra Energy, Inc. Amended and Restated 2011 Long Term Incentive Plan for certain executive officers (filed as Exhibit 10(g) to Form 10-Q for the quarter ended March 31, 2021, File No. 1-8841)	x	x
*10(u)	Form of Performance Share Award Agreement under the NextEra Energy, Inc. Amended and Restated 2011 Long Term Incentive Plan for certain executive officers (filed as Exhibit 10(h) to Form 10-Q for the quarter ended March 31, 2021, File No. 1-8841)	x	x
*10(v)	NextEra Energy, Inc. 2021 Long Term Incentive Plan (filed as Exhibit 10 to Form 8-K dated May 20, 2021, File No. 1-8841)	x	x
*10(w)	Form of Non-Qualified Stock Option Agreement under the NextEra Energy, Inc. 2021 Long Term Incentive Plan for certain executive officers (filed as Exhibit 10(b) to Form 10-Q for the quarter ended June 30, 2021, File No. 1-8841)	x	x
*10(x)	Form of Non-Qualified Stock Option Agreement under the NextEra Energy, Inc. 2021 Long Term Incentive Plan for certain executive officers (filed as Exhibit 10(b) to Form 10-Q for the quarter ended March 31, 2022, File No. 1-8841)	x	x
*10(y)	Form of Performance Share Award Agreement under the NextEra Energy, Inc. 2021 Long Term Incentive Plan for certain executive officers (filed as Exhibit 10(c) to Form 10-Q for the quarter ended June 30, 2021, File No. 1-8841)	x	x
*10(z)	Form of Restricted Stock Award Agreement under the NextEra Energy, Inc. 2021 Long Term Incentive Plan for certain executive officers (filed as Exhibit 10(d) to Form 10-Q for the quarter ended June 30, 2021, File No. 1-8841)	x	x
*10(aa)	Form of FPL Group, Inc. Amended and Restated Long-Term Incentive Plan Amended and Restated Deferred Stock Award Agreement effective February 12, 2010 between FPL Group, Inc. and James L. Robo (filed as Exhibit 10(dd) to Form 10-K for the year ended December 31, 2009, File No. 1-8841)	x	x
*10(bb)	Form of Deferred Stock Award Agreement under NextEra Energy, Inc. Amended and Restated 2011 Long Term Incentive Plan (filed as Exhibit 10(a) to Form 8-K dated March 16, 2012, File No. 1-8841)	x	x

Exhibit Number	Description	NEE	FPL
*10(cc)	NextEra Energy, Inc. 2013 Executive Annual Incentive Plan (filed as Exhibit 10(c) to Form 8-K dated October 11, 2012, File No. 1-8841)	x	x
*10(dd)	NextEra Energy, Inc. 2023 Executive Annual Incentive Plan (filed as Exhibit 10(a) to Form 8-K dated December 16, 2022, File No. 1-8841)	x	x
*10(ee)	NextEra Energy, Inc. Deferred Compensation Plan effective January 1, 2005 as amended and restated through February 11, 2016 (filed as Exhibit 10(h) to Form 10-Q for the quarter ended March 31, 2016, File No. 1-8841)	x	x
*10(ff)	FPL Group, Inc. Deferred Compensation Plan, amended and restated effective January 1, 2003 (filed as Exhibit 10(k) to Form 10-K for the year ended December 31, 2002, File No. 1-8841)	x	x
*10(gg)	FPL Group, Inc. Executive Long-Term Disability Plan effective January 1, 1995 (filed as Exhibit 10(g) to Form 10-K for the year ended December 31, 1995, File No. 1-8841)	x	x
*10(hh)	FPL Group, Inc. Amended and Restated Non-Employee Directors Stock Plan, as amended and restated October 13, 2006 (filed as Exhibit 10(b) to Form 10-Q for the quarter ended September 30, 2006, File No. 1-8841)	x	
*10(ii)	FPL Group, Inc. 2007 Non-Employee Directors Stock Plan (filed as Exhibit 99 to Form S-8, File No. 333-143739)	x	
*10(jj)	NextEra Energy, Inc. 2017 Non-Employee Directors Stock Plan, as amended and restated as of May 18, 2017 (filed as Exhibit 10 to Form 10-Q for the quarter ended June 30, 2017, File No. 1-8841)	x	
*10(kk)	NextEra Energy, Inc. Non-Employee Director Compensation Summary effective January 1, 2021 (filed as Exhibit 10(bb) to Form 10-K for the year ended December 31, 2020, File No. 1-8841)	x	
*10(ll)	NextEra Energy, Inc. Non-Employee Director Compensation Summary effective January 1, 2022 (filed as Exhibit 10(jj) to Form 10-K for the year ended December 31, 2021, File No. 1-8841)	x	
10(mm)	NextEra Energy, Inc. Non-Employee Director Compensation Summary effective January 1, 2023	x	
*10(nn)	Form of Amended and Restated Executive Retention Employment Agreement effective December 10, 2009 between FPL Group, Inc. and each of James L. Robo and Charles E. Sieving (filed as Exhibit 10(nn) to Form 10-K for the year ended December 31, 2009, File No. 1-8841)	x	x
*10(oo)	Executive Retention Employment Agreement between NextEra Energy, Inc. and Eric E. Silagy dated as of May 2, 2012 (filed as Exhibit 10(b) to Form 10-Q for the quarter ended June 30, 2012, File No. 1-8841)	x	x
*10(pp)	Form of 2012 409A Amendment to NextEra Energy, Inc. Executive Retention Employment Agreement effective October 11, 2012 between NextEra Energy, Inc. and each of James L. Robo, Eric E. Silagy and Charles E. Sieving (filed as Exhibit 10(ddd) to Form 10-K for the year ended December 31, 2012, File No. 1-8841)	x	x
*10(qq)	Executive Retention Employment Agreement between NextEra Energy, Inc. and Deborah H. Caplan dated as of April 23, 2013 (filed as Exhibit 10(e) to Form 10-Q for the quarter ended June 30, 2013, File No. 1-8841)	x	x
*10(rr)	Executive Retention Employment Agreement between NextEra Energy, Inc. and Miguel Arechabala dated as of January 1, 2014 (filed as Exhibit 10(bbb) to Form 10-K for the year ended December 31, 2013, File No. 1-8841)	x	x
*10(ss)	Executive Retention Employment Agreement between NextEra Energy, Inc. and John W. Ketchum dated as of March 4, 2016 (filed as Exhibit 10(i) to Form 10-Q for the quarter ended March 31, 2016, File No. 1-8841)	x	x
*10(tt)	Executive Retention Employment Agreement between NextEra Energy, Inc. and Rebecca J. Kujawa dated as of March 1, 2019 (filed as Exhibit 10(b) to Form 10-Q for the quarter ended March 31, 2019, File No. 1-8841)	x	x
*10(uu)	Executive Retention Employment Agreement between NextEra Energy, Inc. and Ronald Reagan dated as of January 1, 2020 (filed as Exhibit 10(tt) to Form 10-K for the year ended December 31, 2019, File No. 1-8841)	x	x
*10(vv)	Executive Retention Employment Agreement between NextEra Energy, Inc. and Robert P. Coffey dated as of June 14, 2021 (filed as Exhibit 10(e) to Form 10-Q for the quarter ended June 30, 2021, File No. 1-8841)	x	x

Exhibit Number	Description	NEE	FPL
*10(ww)	Executive Retention Employment Agreement between NextEra Energy, Inc. and T. Kirk Crews II dated as of March 1, 2022 (filed as Exhibit 10 to Form 10-Q for the quarter ended September 30, 2022, File No. 1-8841)	x	x
10(xx)	Executive Retention Employment Agreement between NextEra Energy, Inc. and Mark Lemasney dated as of January 1, 2023	x	x
*10(yy)	NextEra Energy, Inc. Executive Severance Benefit Plan effective February 26, 2013 (filed as Exhibit 10(eee) to Form 10-K for the year ended December 31, 2012, File No. 1-8841)	x	x
*10(zz)	Guarantee Agreement between FPL Group, Inc. and FPL Group Capital Inc, dated as of October 14, 1998 (filed as Exhibit 10(y) to Form 10-K for the year ended December 31, 2001, File No. 1-8841)	x	
*10(aaa)	NextEra Energy Partners, LP 2014 Long-Term Incentive Plan (filed as Exhibit 10.8 to Form 8-K dated July 1, 2014, File No. 1-36518)	x	
*10(bbb)	Form of Restricted Unit Award Agreement under the NextEra Energy Partners, LP 2014 Long-Term Incentive Plan (filed as Exhibit 10.1 to Form 10-Q for the quarter ended March 31, 2021, File No. 1-36518)	x	
*10(ccc)	Confirmation of Post-Retirement Covenants Agreement and Release, dated as of January 23, 2023, between Eric E. Silagy and NextEra Energy, Inc. (filed as Exhibit 10 to Form 8-K dated January 23, 2023, File No. 1-8841)	x	x
21	Subsidiaries of NextEra Energy, Inc.	x	
22	Guaranteed Securities	x	
23	Consent of Independent Registered Public Accounting Firm	x	x
31(a)	Rule 13a-14(a)/15d-14(a) Certification of Chief Executive Officer of NextEra Energy, Inc.	x	
31(b)	Rule 13a-14(a)/15d-14(a) Certification of Chief Financial Officer of NextEra Energy, Inc.	x	
31(c)	Rule 13a-14(a)/15d-14(a) Certification of Chief Executive Officer of Florida Power & Light Company		x
31(d)	Rule 13a-14(a)/15d-14(a) Certification of Chief Financial Officer of Florida Power & Light Company		x
32(a)	Section 1350 Certification of NextEra Energy, Inc.	x	
32(b)	Section 1350 Certification of Florida Power & Light Company		x
101.INS	XBRL Instance Document – the instance document does not appear in the Interactive Data File because its XBRL tags are embedded within the Inline XBRL document	x	x
101.SCH	Inline XBRL Schema Document	x	x
101.PRE	Inline XBRL Presentation Linkbase Document	x	x
101.CAL	Inline XBRL Calculation Linkbase Document	x	x
101.LAB	Inline XBRL Label Linkbase Document	x	x
101.DEF	Inline XBRL Definition Linkbase Document	x	x
104	Cover Page Interactive Data File (formatted as Inline XBRL and contained in Exhibit 101)	x	x

* Incorporated herein by reference

NEE and FPL agree to furnish to the SEC upon request any instrument with respect to long-term debt that NEE and FPL have not filed as an exhibit pursuant to the exemption provided by Item 601(b)(4)(iii)(A) of Regulation S-K.

Item 16. Form 10-K Summary

Not applicable

NEXTERA ENERGY, INC. SIGNATURES

Pursuant to the requirements of Section 13 or 15(d) of the Securities Exchange Act of 1934, the registrant has duly caused this report to be signed on its behalf by the undersigned, thereunto duly authorized and in the capacities and on the date indicated.

NextEra Energy, Inc.

JOHN W. KETCHUM

John W. Ketchum

Chairman, President and Chief Executive Officer
and Director
(Principal Executive Officer)

Date: February 17, 2023

Pursuant to the requirements of the Securities Exchange Act of 1934, this report has been signed below by the following persons on behalf of the registrant and in the capacities and on the date indicated.

Signature and Title as of February 17, 2023:

TERRELL KIRK CREWS II

Terrell Kirk Crews II

Executive Vice President, Finance
and Chief Financial Officer
(Principal Financial Officer)

JAMES M. MAY

James M. May

Vice President, Controller and Chief Accounting
Officer
(Principal Accounting Officer)

Directors:

NICOLE S. ARNABOLDI

Nicole S. Arnaboldi

AMY B. LANE

Amy B. Lane

SHERRY S. BARRAT

Sherry S. Barrat

DAVID L. PORGES

David L. Porges

JAMES L. CAMAREN

James L. Camaren

RUDY E. SCHUPP

Rudy E. Schupp

KENNETH B. DUNN

Kenneth B. Dunn

JOHN L. SKOLDS

John L. Skolds

NAREN K. GURSAHANEY

Naren K. Gursahaney

JOHN A. STALL

John A. Stall

KIRK S. HACHIGAN

Kirk S. Hachigian

DARRYL L. WILSON

Darryl L. Wilson

FLORIDA POWER & LIGHT COMPANY SIGNATURES

Pursuant to the requirements of Section 13 or 15(d) of the Securities Exchange Act of 1934, the registrant has duly caused this report to be signed on its behalf by the undersigned, thereunto duly authorized and in the capacities and on the date indicated.

Florida Power & Light Company

ARMANDO PIMENTEL, JR.

Armando Pimentel, Jr.
President and Chief Executive Officer and Director
(Principal Executive Officer)

Date: February 17, 2023

Pursuant to the requirements of the Securities Exchange Act of 1934, this report has been signed below by the following persons on behalf of the registrant and in the capacities and on the date indicated.

Signature and Title as of February 17, 2023:

TERRELL KIRK CREWS II

Terrell Kirk Crews II

Executive Vice President, Finance
and Chief Financial Officer and Director
(Principal Financial Officer)

KEITH FERGUSON

Keith Ferguson

Controller
(Principal Accounting Officer)

Director:

JOHN W. KETCHUM

John W. Ketchum

Supplemental Information to be Furnished With Reports Filed Pursuant to Section 15(d) of the Securities Exchange Act of 1934 by Registrants Which Have Not Registered Securities Pursuant to Section 12 of the Securities Exchange Act of 1934

No annual report, proxy statement, form of proxy or other proxy soliciting material has been sent to security holders of FPL during the period covered by this Annual Report on Form 10-K for the fiscal year ended December 31, 2022.

Exhibit 31(a)

Rule 13a-14(a)/15d-14(a) Certification

I, John W. Ketchum, certify that:

1. I have reviewed this Form 10-K for the annual period ended December 31, 2022 of NextEra Energy, Inc. (the registrant);
2. Based on my knowledge, this report does not contain any untrue statement of a material fact or omit to state a material fact necessary to make the statements made, in light of the circumstances under which such statements were made, not misleading with respect to the period covered by this report;
3. Based on my knowledge, the financial statements, and other financial information included in this report, fairly present in all material respects the financial condition, results of operations and cash flows of the registrant as of, and for, the periods presented in this report;
4. The registrant's other certifying officer and I are responsible for establishing and maintaining disclosure controls and procedures (as defined in Exchange Act Rules 13a-15(e) and 15d-15(e)) and internal control over financial reporting (as defined in Exchange Act Rules 13a-15(f) and 15d-15(f)) for the registrant and have:
 - (a) Designed such disclosure controls and procedures, or caused such disclosure controls and procedures to be designed under our supervision, to ensure that material information relating to the registrant, including its consolidated subsidiaries, is made known to us by others within those entities, particularly during the period in which this report is being prepared;
 - (b) Designed such internal control over financial reporting, or caused such internal control over financial reporting to be designed under our supervision, to provide reasonable assurance regarding the reliability of financial reporting and the preparation of financial statements for external purposes in accordance with generally accepted accounting principles;
 - (c) Evaluated the effectiveness of the registrant's disclosure controls and procedures and presented in this report our conclusions about the effectiveness of the disclosure controls and procedures, as of the end of the period covered by this report based on such evaluation; and
 - (d) Disclosed in this report any change in the registrant's internal control over financial reporting that occurred during the registrant's most recent fiscal quarter (the registrant's fourth fiscal quarter in the case of an annual report) that has materially affected, or is reasonably likely to materially affect, the registrant's internal control over financial reporting; and
5. The registrant's other certifying officer and I have disclosed, based on our most recent evaluation of internal control over financial reporting, to the registrant's auditors and the audit committee of the registrant's board of directors (or persons performing the equivalent functions):
 - (a) All significant deficiencies and material weaknesses in the design or operation of internal control over financial reporting which are reasonably likely to adversely affect the registrant's ability to record, process, summarize and report financial information; and
 - (b) Any fraud, whether or not material, that involves management or other employees who have a significant role in the registrant's internal control over financial reporting.

Date: February 17, 2023

JOHN W. KETCHUM

John W. Ketchum
Chairman, President and Chief Executive Officer
of NextEra Energy, Inc.

Exhibit 31(b)

Rule 13a-14(a)/15d-14(a) Certification

I, Terrell Kirk Crews II, certify that:

1. I have reviewed this Form 10-K for the annual period ended December 31, 2022 of NextEra Energy, Inc. (the registrant);
2. Based on my knowledge, this report does not contain any untrue statement of a material fact or omit to state a material fact necessary to make the statements made, in light of the circumstances under which such statements were made, not misleading with respect to the period covered by this report;
3. Based on my knowledge, the financial statements, and other financial information included in this report, fairly present in all material respects the financial condition, results of operations and cash flows of the registrant as of, and for, the periods presented in this report;
4. The registrant's other certifying officer and I are responsible for establishing and maintaining disclosure controls and procedures (as defined in Exchange Act Rules 13a-15(e) and 15d-15(e)) and internal control over financial reporting (as defined in Exchange Act Rules 13a-15(f) and 15d-15(f)) for the registrant and have:
 - (a) Designed such disclosure controls and procedures, or caused such disclosure controls and procedures to be designed under our supervision, to ensure that material information relating to the registrant, including its consolidated subsidiaries, is made known to us by others within those entities, particularly during the period in which this report is being prepared;
 - (b) Designed such internal control over financial reporting, or caused such internal control over financial reporting to be designed under our supervision, to provide reasonable assurance regarding the reliability of financial reporting and the preparation of financial statements for external purposes in accordance with generally accepted accounting principles;
 - (c) Evaluated the effectiveness of the registrant's disclosure controls and procedures and presented in this report our conclusions about the effectiveness of the disclosure controls and procedures, as of the end of the period covered by this report based on such evaluation; and
 - (d) Disclosed in this report any change in the registrant's internal control over financial reporting that occurred during the registrant's most recent fiscal quarter (the registrant's fourth fiscal quarter in the case of an annual report) that has materially affected, or is reasonably likely to materially affect, the registrant's internal control over financial reporting; and
5. The registrant's other certifying officer and I have disclosed, based on our most recent evaluation of internal control over financial reporting, to the registrant's auditors and the audit committee of the registrant's board of directors (or persons performing the equivalent functions):
 - (a) All significant deficiencies and material weaknesses in the design or operation of internal control over financial reporting which are reasonably likely to adversely affect the registrant's ability to record, process, summarize and report financial information; and
 - (b) Any fraud, whether or not material, that involves management or other employees who have a significant role in the registrant's internal control over financial reporting.

Date: February 17, 2023

TERRELL KIRK CREWS II

Terrell Kirk Crews II
Executive Vice President, Finance and
Chief Financial Officer
of NextEra Energy, Inc.

Exhibit 31(c)

Rule 13a-14(a)/15d-14(a) Certification

I, Armando Pimentel, Jr., certify that:

1. I have reviewed this Form 10-K for the annual period ended December 31, 2022 of Florida Power & Light Company (the registrant);
2. Based on my knowledge, this report does not contain any untrue statement of a material fact or omit to state a material fact necessary to make the statements made, in light of the circumstances under which such statements were made, not misleading with respect to the period covered by this report;
3. Based on my knowledge, the financial statements, and other financial information included in this report, fairly present in all material respects the financial condition, results of operations and cash flows of the registrant as of, and for, the periods presented in this report;
4. The registrant's other certifying officer and I are responsible for establishing and maintaining disclosure controls and procedures (as defined in Exchange Act Rules 13a-15(e) and 15d-15(e)) and internal control over financial reporting (as defined in Exchange Act Rules 13a-15(f) and 15d-15(f)) for the registrant and have:
 - (a) Designed such disclosure controls and procedures, or caused such disclosure controls and procedures to be designed under our supervision, to ensure that material information relating to the registrant, including its consolidated subsidiaries, is made known to us by others within those entities, particularly during the period in which this report is being prepared;
 - (b) Designed such internal control over financial reporting, or caused such internal control over financial reporting to be designed under our supervision, to provide reasonable assurance regarding the reliability of financial reporting and the preparation of financial statements for external purposes in accordance with generally accepted accounting principles;
 - (c) Evaluated the effectiveness of the registrant's disclosure controls and procedures and presented in this report our conclusions about the effectiveness of the disclosure controls and procedures, as of the end of the period covered by this report based on such evaluation; and
 - (d) Disclosed in this report any change in the registrant's internal control over financial reporting that occurred during the registrant's most recent fiscal quarter (the registrant's fourth fiscal quarter in the case of an annual report) that has materially affected, or is reasonably likely to materially affect, the registrant's internal control over financial reporting; and
5. The registrant's other certifying officer and I have disclosed, based on our most recent evaluation of internal control over financial reporting, to the registrant's auditors and the audit committee of the registrant's board of directors (or persons performing the equivalent functions):
 - (a) All significant deficiencies and material weaknesses in the design or operation of internal control over financial reporting which are reasonably likely to adversely affect the registrant's ability to record, process, summarize and report financial information; and
 - (b) Any fraud, whether or not material, that involves management or other employees who have a significant role in the registrant's internal control over financial reporting.

Date: February 17, 2023

ARMANDO PIMENTEL, JR.

Armando Pimentel, Jr.
President and Chief Executive Officer
of Florida Power & Light Company

Exhibit 31(d)

Rule 13a-14(a)/15d-14(a) Certification

I, Terrell Kirk Crews II, certify that:

1. I have reviewed this Form 10-K for the annual period ended December 31, 2022 of Florida Power & Light Company (the registrant);
2. Based on my knowledge, this report does not contain any untrue statement of a material fact or omit to state a material fact necessary to make the statements made, in light of the circumstances under which such statements were made, not misleading with respect to the period covered by this report;
3. Based on my knowledge, the financial statements, and other financial information included in this report, fairly present in all material respects the financial condition, results of operations and cash flows of the registrant as of, and for, the periods presented in this report;
4. The registrant's other certifying officer and I are responsible for establishing and maintaining disclosure controls and procedures (as defined in Exchange Act Rules 13a-15(e) and 15d-15(e)) and internal control over financial reporting (as defined in Exchange Act Rules 13a-15(f) and 15d-15(f)) for the registrant and have:
 - (a) Designed such disclosure controls and procedures, or caused such disclosure controls and procedures to be designed under our supervision, to ensure that material information relating to the registrant, including its consolidated subsidiaries, is made known to us by others within those entities, particularly during the period in which this report is being prepared;
 - (b) Designed such internal control over financial reporting, or caused such internal control over financial reporting to be designed under our supervision, to provide reasonable assurance regarding the reliability of financial reporting and the preparation of financial statements for external purposes in accordance with generally accepted accounting principles;
 - (c) Evaluated the effectiveness of the registrant's disclosure controls and procedures and presented in this report our conclusions about the effectiveness of the disclosure controls and procedures, as of the end of the period covered by this report based on such evaluation; and
 - (d) Disclosed in this report any change in the registrant's internal control over financial reporting that occurred during the registrant's most recent fiscal quarter (the registrant's fourth fiscal quarter in the case of an annual report) that has materially affected, or is reasonably likely to materially affect, the registrant's internal control over financial reporting; and
5. The registrant's other certifying officer and I have disclosed, based on our most recent evaluation of internal control over financial reporting, to the registrant's auditors and the audit committee of the registrant's board of directors (or persons performing the equivalent functions):
 - (a) All significant deficiencies and material weaknesses in the design or operation of internal control over financial reporting which are reasonably likely to adversely affect the registrant's ability to record, process, summarize and report financial information; and
 - (b) Any fraud, whether or not material, that involves management or other employees who have a significant role in the registrant's internal control over financial reporting.

Date: February 17, 2023

TERRELL KIRK CREWS II

Terrell Kirk Crews II
Executive Vice President, Finance
and Chief Financial Officer
of Florida Power & Light Company

Exhibit 32(a)

Section 1350 Certification

We, John W. Ketchum and Terrell Kirk Crews II, certify, pursuant to Section 906 of the Sarbanes-Oxley Act of 2002, that:

- (1) The Annual Report on Form 10-K of NextEra Energy, Inc. (the registrant) for the annual period ended December 31, 2022 (Report) fully complies with the requirements of Section 13(a) or 15(d) of the Securities Exchange Act of 1934; and
- (2) The information contained in the Report fairly presents, in all material respects, the financial condition and results of operations of the registrant.

Dated: February 17, 2023

JOHN W. KETCHUM

John W. Ketchum
Chairman, President and Chief Executive Officer
of NextEra Energy, Inc.

TERRELL KIRK CREWS II

Terrell Kirk Crews II
Executive Vice President, Finance and
Chief Financial Officer
of NextEra Energy, Inc.

A signed original of this written statement required by Section 906 has been provided to the registrant and will be retained by the registrant and furnished to the Securities and Exchange Commission or its staff upon request.

The foregoing certification is being furnished as an exhibit to the Report pursuant to Item 601(b)(32) of Regulation S-K and Section 906 of the Sarbanes-Oxley Act of 2002 and, accordingly, is not being filed with the Securities and Exchange Commission as part of the Report and is not to be incorporated by reference into any filing of the registrant under the Securities Act of 1933 or the Securities Exchange Act of 1934 (whether made before or after the date of the Report, irrespective of any general incorporation language contained in such filing).

Exhibit 32(b)

Section 1350 Certification

We, Armando Pimentel, Jr. and Terrell Kirk Crews II, certify, pursuant to Section 906 of the Sarbanes-Oxley Act of 2002, that:

- (1) The Annual Report on Form 10-K of Florida Power & Light Company (the registrant) for the annual period ended December 31, 2022 (Report) fully complies with the requirements of Section 13(a) or 15(d) of the Securities Exchange Act of 1934; and
- (2) The information contained in the Report fairly presents, in all material respects, the financial condition and results of operations of the registrant.

Dated: February 17, 2023

ARMANDO PIMENTEL, JR.

Armando Pimentel, Jr.
President and Chief Executive Officer
of Florida Power & Light Company

TERRELL KIRK CREWS II

Terrell Kirk Crews II
Executive Vice President, Finance
and Chief Financial Officer
of Florida Power & Light Company

A signed original of this written statement required by Section 906 has been provided to the registrant and will be retained by the registrant and furnished to the Securities and Exchange Commission or its staff upon request.

The foregoing certification is being furnished as an exhibit to the Report pursuant to Item 601(b)(32) of Regulation S-K and Section 906 of the Sarbanes-Oxley Act of 2002 and, accordingly, is not being filed with the Securities and Exchange Commission as part of the Report and is not to be incorporated by reference into any filing of the registrant under the Securities Act of 1933 or the Securities Exchange Act of 1934 (whether made before or after the date of the Report, irrespective of any general incorporation language contained in such filing).

THIS PAGE INTENTIONALLY LEFT BLANK

THIS PAGE INTENTIONALLY LEFT BLANK

THIS PAGE INTENTIONALLY LEFT BLANK

BOARD OF DIRECTORS

JOHN W. KETCHUM

Chairman of the Board, President and Chief Executive Officer, NextEra Energy, Inc.

Director since 2022.

Chair: Executive Committee.

Member: Nuclear Committee.

NICOLE S. ARNABOLDI

Partner, Oak Hill Capital (investment firm)

Director since 2022.

Member: Audit Committee, Finance & Investment Committee.

SHERRY S. BARRAT

Retired. Formerly Vice Chairman, Northern Trust Corporation (financial holding company)

Director since 1998.

Lead Director.

Member: Compensation Committee, Executive Committee, Governance & Nominating Committee.

JAMES L. CAMAREN

Private Investor. Formerly Chairman and Chief Executive Officer, Utilities, Inc.

(water utilities)

Director since 2002.

Member: Compensation Committee, Finance & Investment Committee.

KENNETH B. DUNN

Emeritus Professor of Financial Economics and former Dean, Tepper School of Business, Carnegie Mellon University

(higher education)

Director since 2010.

Member: Audit Committee, Finance & Investment Committee.

NAREN K. GURSAHANEY

Retired. Formerly President and Chief Executive Officer, ADT Corporation (electronic security services)

Director since 2014.

Chair: Audit Committee.

Member: Executive Committee, Governance & Nominating Committee.

KIRK S. HACHIGIAN

Retired. Formerly Chairman of the Board, JELD-WEN, Inc. (window and door manufacturer)

Director since 2013.

Chair: Compensation Committee.

Member: Executive Committee, Governance & Nominating Committee.

AMY B. LANE

Retired. Formerly Investment Banker, Merrill Lynch & Co., Inc. (investment banking firm)

Director since 2015.

Chair: Finance & Investment Committee.

Member: Executive Committee, Governance & Nominating Committee.

DAVID L. PORGES

Retired. Formerly Chairman of the Board, Equitrans Midstream Corporation (natural gas midstream operator)

Director since 2020.

Member: Finance & Investment Committee,

Governance & Nominating Committee.

RUDY E. SCHUPP

Retired. Formerly President, Valley National Bancorp and Chief Banking Officer, Valley National Bank

(commercial bank)

Director since 2005.

Chair: Governance & Nominating Committee.

Member: Compensation Committee, Executive Committee.

JOHN L. SKOLDS

Retired. Formerly Executive Vice President, Exelon Corporation and President, Exelon Energy Delivery and Exelon Generation (utility services holding company)

Director since 2012.

Chair: Nuclear Committee.

Member: Audit Committee.

JOHN A. STALL

Retired. Formerly President, Nuclear Division, NextEra Energy, Inc.

Director since 2022.

Member: Audit Committee, Nuclear Committee.

DARRYL L. WILSON

Retired. Formerly Vice President, Commercial of GE Power (power generation manufacturing)

Director since 2018.

Member: Audit Committee, Compensation Committee.

PROPOSED 2023 COMMON STOCK DIVIDEND DATES*

Declaration	Ex-Dividend	Record	Payment
February 17	February 27	February 28	March 15
May 18	May 26	May 30	June 15
July 27	August 29	August 30	September 15
October 13	November 22	November 24	December 15

* Declaration of dividends and dates shown are subject to the discretion of the Board of Directors of NextEra Energy, Inc. Dates shown are based on the assumption that past patterns will prevail.

INVESTOR INFORMATION

CORPORATE OFFICES

NextEra Energy, Inc.
700 Universe Blvd.
Juno Beach, FL 33408

EXCHANGE LISTING

Common Stock
New York Stock Exchange
Ticker Symbol: NEE

*NextEra Energy Capital Holdings, Inc.
Series N Junior Subordinated
Debentures*

New York Stock Exchange
Ticker Symbol: NEE.PRN

NextEra Energy, Inc.

Corporate Units
New York Stock Exchange
Ticker Symbol: NEE.PRP
Ticker Symbol: NEE.PRQ
Ticker Symbol: NEE.PRR

NEWSPAPER LISTING

Common Stock: NEE

REGISTRAR, TRANSFER AND PAYING AGENTS

*NextEra Energy, Inc.
Common Stock*

NextEra Energy, Inc.
c/o Computershare
P.O. Box 505000
Louisville, KY 40233-5000
1-888-218-4392

*Florida Power & Light Company
First Mortgage Bonds*

Deutsche Bank Trust Company
Americas
5022 Gate Parkway
Suite 200
Jacksonville, FL 32256
800-735-7777

*Florida Power & Light Company
Senior Notes*

Wells Fargo Bank, N.A.
Corporate Trust Operations
MAC N9300-070
600 South Fourth Street
Minneapolis, MN 55402
Attn: Bondholder Communications
800-344-5128

*NextEra Energy Capital Holdings, Inc.
Debentures*

*NextEra Energy Capital Holdings, Inc.
Junior Subordinated Debentures*

NextEra Energy, Inc. Corporate Units

The Bank of New York Mellon
Bondholder Relations
111 Sanders Creek Parkway
East Syracuse, NY 13057
800-254-2826

SHAREHOLDER INQUIRIES

Communications concerning transfer requirements, lost certificates, dividend checks, address changes, stock accounts and the dividend reinvestment and direct stock purchase plan should be directed to Computershare: 888-218-4392 or www.computershare.com/NEE.

Other shareholder communications to: Shareholder Services: 561-694-4696.

ELECTRONIC PROXY MATERIAL

Shareholders may elect to receive proxy materials electronically by accessing <https://enroll.icsdelivery.com/NEE>.

DIRECT DEPOSIT OF DIVIDENDS

Cash dividends may be deposited directly to personal accounts at financial institutions. Call Computershare for authorization forms.

DIVIDEND REINVESTMENT AND DIRECT STOCK PURCHASE PLAN

NextEra Energy offers a plan for the reinvestment of dividends and the purchase of common stock. Enrollment materials may be obtained by calling Computershare or by accessing www.computershare.com/NEE.

DIRECT REGISTRATION SERVICES

NextEra Energy common stock can be issued in direct registration (book entry) form.

ONLINE INVESTOR INFORMATION

Visit our investor information site at www.Investor.NextEraEnergy.com to get stock quotes, earnings reports, financial releases, SEC filings and other news. You can also request and receive information via email. Shareholders of record can receive secure online account access through a link to Computershare.

SEC FILINGS

All Securities and Exchange Commission filings appear at www.Investor.NextEraEnergy.com. Copies of SEC filings also are available without charge by writing to NextEra Energy, Shareholder Services at the corporate offices or by calling: 561-694-4696.

NEWS AND FINANCIAL INFORMATION

Get the latest news and financial information about NextEra Energy by visiting www.NextEraEnergy.com.

ANALYST INQUIRIES

Investor Relations
561-694-4697

NEWS MEDIA INQUIRIES

Media Relations
561-694-4442

CERTIFIED PUBLIC ACCOUNTANTS

Deloitte & Touche LLP
1800 North Military Trail
Suite 200
Boca Raton, FL 33431-6386

NEXTERA ENERGY, INC.

NextEra Energy, Inc. (NYSE: NEE) is a leading clean energy company headquartered in Juno Beach, Florida. NextEra Energy owns Florida Power & Light Company, which is America's largest electric utility that sells more power than any other utility, providing clean, affordable, reliable electricity to approximately 5.8 million customer accounts, or more than 12 million people across Florida. NextEra Energy also owns a competitive clean energy business, NextEra Energy Resources, LLC, which, together with its affiliated entities, is the world's largest generator of renewable energy from the wind and sun and a world leader in battery storage. Through its subsidiaries, NextEra Energy generates clean, emissions-free electricity from seven commercial nuclear power units in Florida, New Hampshire and Wisconsin. NextEra Energy has been recognized often by third parties for its efforts in sustainability, corporate responsibility, ethics and compliance, and diversity. NextEra Energy is ranked No. 1 in the electric and gas utilities industry on Fortune's 2023 list of "World's Most Admired Companies," recognized on Fortune's 2021 list of companies that "Change the World" and received the S&P Global Platts 2020 Energy Transition Award for leadership in environmental, social and governance. For more information about NextEra Energy companies, visit these websites: www.NextEraEnergy.com, www.FPL.com, www.NextEraEnergyResources.com.



NextEra Energy, Inc.
700 Universe Blvd.
Juno Beach, FL 33408

For more information:

www.NextEraEnergy.com

www.FPL.com

www.NextEraEnergyResources.com

