



May 1, 2024

VIA ELECTRONIC FILING

Mr. Adam J. Teitzman
Commission Clerk
Florida Public Service Commission
2540 Shumard Oak Boulevard
Tallahassee, Florida 32399-0850

Re: FPL's Annual Report; Undocketed

Mr. Teitzman:

Please find enclosed Florida Power and Light Company's Annual Report Forms as required by Rule 25-6.135(2) F.A.C. The documents include:

- Florida Power and Light Company's 2023 Diversification Report;
- A report from independent auditors, Deloitte & Touche LLP;
- NextEra Energy's 2023 Annual Report and Form 10-K filed with the Securities and Exchange Commission;

FPL's FERC Form 1 for the calendar year 2023 can be found at the following link:

https://elibrary.ferc.gov/eLibrary/filelist?accession_number=20240416-8042

Sincerely,

A handwritten signature in black ink that reads "Keith Ferguson".

Keith Ferguson
Controller, FPL Finance

Enclosures

cc: Andrew L. Maurey (amaurey@psc.state.fl.us)

Florida Power and Light Company
2023 Diversification Report

FLORIDA PUBLIC SERVICE COMMISSION SIGNATURE PAGE

I certify that I am the responsible accounting officer of

FLORIDA POWER & LIGHT COMPANY;

That I have examined the following report; that to the best of my knowledge, information, and belief, all statements of fact contained in the said report are true and the said report is a correct statement of the business and affairs of the above named respondent in respect to each and every matter set forth therein during the period from January 1, 2023 to December 31, 2023, inclusive.


I also certify that all affiliated transfer prices and affiliated cost allocations were determined consistent with the methods reported to this Commission on the appropriate forms included in this report.

I am aware that Section 837.06, Florida Statutes, provides:

Whoever knowingly makes a false statement in writing with the intent to mislead a public servant in the performance of his official duty shall be guilty of a misdemeanor of the second degree, punishable as provided in s. 775.082, s. 775.083 or s. 775.084.

April 30, 2024

Date



Signature

Keith Ferguson

Name

Vice President Accounting and Controller

Title

Affiliation of Officers & Directors

Florida Power & Light Company
For the year ended December 31, 2023

John W. Ketchum		Director (effective 3/1/2022) and Chairman of the Board (effective 2/15/2023)
Entity	Title	Address (other than 700 Universe, Blvd., Juno Beach, FL 33408)
700 Universe III, LLC	President & Chief Executive Officer	
700 Universe, LLC	President & Chief Executive Officer	
ClearSky Power & Technology Fund I LLC	Member	
EFH Merger Co., LLC	Chief Executive Officer	
NEE Acquisition Sub I, LLC	Chief Executive Officer	
NextEra Energy Capital Holdings, Inc.	Director	
NextEra Energy Capital Holdings, Inc.	Chairman of the Board, President & Chief Executive Officer	
NextEra Energy Equipment Leasing, LLC	Vice President	
NextEra Energy Foundation, Inc.	Director	
NextEra Energy Foundation, Inc.	Chairman of the Board	
NextEra Energy Partners GP, Inc.	Director	
NextEra Energy Partners GP, Inc.	Chairman of the Board & Chief Executive Officer	
NextEra Energy Partners, LP	Director	
NextEra Energy Partners, LP	Chairman of the Board	
NextEra Energy Partners, LP	Chief Executive Officer	
NextEra Energy, Inc.	Director	
NextEra Energy, Inc.	Chairman of the Board	
NextEra Energy, Inc.	President & Chief Executive Officer	
Surry Capital LLC	Member	
Institution of Nuclear Power Operations	Director	700 Galleria Parkway, SE, Suite 100, Atlanta, GA 30339-5943
Edison Electric Institute	Director	701 Pennsylvania Avenue, N.W., Washington, D.C. 20004-2696
Kravis Center for the Performing Arts	Member	701 Okeechobee Blvd., West Palm Beach, FL 33401

Mark Lemasney

Executive Vice President, Power Generation Division (effective 1/1/2023)

Entity	Title	Address (other than 700 Universe Blvd., Juno Beach, FL 33408)
Pivotal Utility Holdings, Inc.	Vice President, Operations	
Cedar Bay Generating Company, LLC	President	
Indiantown Cogeneration Funding Corporation	President	
NextEra Energy Pipeline Services, LLC	President	
Indiantown Cogeneration, L.P.	President	
Palm Power LLC	President	
NextEra Energy Canadian Operating Services, Inc.	President	
Thaleia, LLC	President	
NextEra Energy Maine Operating Services, LLC	President	
NextEra Energy Operating Services, LLC	President	
NextEra Energy Resources O&M Services, LLC	President	
NextEra Energy, Inc.	Executive Vice President, Power Generation Division	
NextEra Energy Resources, LLC	Vice President, PGD Engineering & Operations Support Services	

Armando Pimentel, Jr.

Director, President and Chief Executive Officer (effective 2/15/2023)

Entity	Title	Address (other than 700 Universe Blvd., Juno Beach, FL 33408)
NextEra Energy Foundation, Inc.	Director	
NextEra Energy Foundation, Inc.	President & Treasurer	
FPL Project Management, LLC	President	
Ameriprise Financial	Director	70400 Ameriprise Financial Center Minneapolis, MN 55474

Manuel B. Miranda

Executive Vice President, Power Delivery

Entity

Title

**Address (other than 700 Universe Blvd., Juno Beach, FL
33408)**

Pivotal Utility Holdings, Inc.

Director

Pivotal Utility Holdings, Inc.

President

Entity	Title	Address (other than 700 Universe Blvd., Juno Beach, FL 33408)
4263766 Canada Inc.	Secretary	
4263766 Canada Inc.	Assistant Secretary	
700 Universal, S. de R.L. de C.V.	Secretary	
700 Universe II, LLC	Member	
700 Universe II, LLC	Vice President & Corporate Secretary	
700 Universe, LLC	Secretary	
Adelanto CA I, LLC	Vice President & Secretary	
Adelanto CA II, LLC	Vice President & Secretary	
Adelanto Solar Funding, LLC	Assistant Secretary	
Adelanto Solar Holdings, LLC	Assistant Secretary	
Adelanto Solar II, LLC	Assistant Secretary	
Adelanto Solar, LLC	Assistant Secretary	
Alandco Inc.	Secretary	
Alandco Inc.	President	
Alandco Inc.	Director	
Alandco Inc.	Vice President & Assistant Secretary	
ALDH Realty Holdings, LLC	Assistant Secretary	
ALDH Realty Holdings, LLC	Vice President & Assistant Secretary	
Alta Wind Portfolio, LLC	Vice President & Secretary	
Appaloosa Run Wind, LLC	Assistant Secretary	
Aquilo Holdings LP, ULC	Secretary	
Aquilo Holdings LP, ULC	Assistant Secretary	
Aquilo LP, ULC	Secretary	
Aquilo LP, ULC	Assistant Secretary	
Aries Solar Holding, LLC	Vice President & Assistant Secretary	
Arlington Class A Holdings I, LLC	Assistant Secretary	
Arlington Class A Holdings II, LLC	Assistant Secretary	
Arlington Energy Center I, LLC	Assistant Secretary	
Arlington Energy Center II, LLC	Assistant Secretary	
Arlington Energy Center III, LLC	Assistant Secretary	

Arlington Energy Center Portfolio, LLC	Assistant Secretary
Arlington Holdings II, LLC	Assistant Secretary
Arlington III Class A Holdings I, LLC	Assistant Secretary
Arlington III Class A Holdings II, LLC	Assistant Secretary
Arlington Portfolio II, LLC	Vice President & Secretary
Arlington Portfolio III, LLC	Vice President & Secretary
Armadillo Flats Wind Project, LLC	Assistant Secretary
Asher Class A Holdings, LLC	Assistant Secretary
Asher Funding, LLC	Assistant Secretary
Asher Portfolio, LLC	Assistant Secretary
Asher, LLC	Assistant Secretary
Ashtabula Wind I, LLC	Assistant Secretary
Ashtabula Wind, LLC	Assistant Secretary
Ashtabula Wind, LLC	Vice President & Assistant Secretary
Babbitt Ranch Energy Center, LLC	Assistant Secretary
BAC Investment Corp.	Assistant Secretary
BAC Investment Corp.	Vice President & Assistant Secretary
Baldwin Wind Energy, LLC	Assistant Secretary
Baldwin Wind, LLC	Assistant Secretary
Baldwin Wind, LLC	Vice President & Assistant Secretary
Battersea Solar LP, ULC	Secretary
Battersea Solar LP, ULC	Assistant Secretary
Battery Testing and Modeling, LLC	Assistant Secretary
Bayhawk Wind Funding, LLC	Assistant Secretary
Bayhawk Wind Funding, LLC	Vice President & Assistant Secretary
Bayhawk Wind Holdings, LLC	Assistant Secretary
Bayhawk Wind Portfolio, LLC	Vice President & Secretary
Bayhawk Wind SellCo, LLC	Assistant Secretary
Bayhawk Wind SellCo, LLC	Vice President & Assistant Secretary
Bayhawk Wind, LLC	Assistant Secretary
Beargrass Wind Class A Holdings, LLC	Assistant Secretary
Beargrass Wind Holdings, LLC	Assistant Secretary
Beargrass Wind, LLC	Assistant Secretary
Bell Ridge Solar, LLC	Assistant Secretary

Belvoir Ranch Wind, LLC	Assistant Secretary
Belvoir Ranch Wind, LLC	Vice President & Assistant Secretary
Bison Wind Holdings, LLC	Assistant Secretary
Bison Wind Holdings, LLC	Vice President & Assistant Secretary
Bison Wind Investments, LLC	Assistant Secretary
Bison Wind Investments, LLC	Vice President & Assistant Secretary
Bison Wind Portfolio, LLC	Assistant Secretary
Bison Wind Portfolio, LLC	Vice President & Assistant Secretary
Bison Wind, LLC	Assistant Secretary
Bison Wind, LLC	Vice President & Assistant Secretary
Blackwell Wind Energy, LLC	Assistant Secretary
Blackwell Wind, LLC	Assistant Secretary
Blackwell Wind, LLC	Vice President & Assistant Secretary
Blue Granite Development, LLC	Vice President & Assistant Secretary
Blue Heron Land Associates, LLC	Assistant Secretary
Blue Iris Wind Holdings, LLC	Assistant Secretary
Blue Iris Wind Portfolio, LLC	Vice President & Secretary
Blue Iris Wind, LLC	Assistant Secretary
Blue Summit I Wind, LLC	Assistant Secretary
Blue Summit II Wind, LLC	Assistant Secretary
Blue Summit III Wind, LLC	Assistant Secretary
Blue Summit Wind III Funding, LLC	Assistant Secretary
Blue Summit Wind III Funding, LLC	Vice President & Assistant Secretary
Blue Summit Wind, LLC	Assistant Secretary
Blue Summit Wind, LLC	Vice President & Assistant Secretary
Bluebell Solar Class A Holdings II, LLC	Assistant Secretary
Bluebell Solar Funding II, LLC	Assistant Secretary
Bluebell Solar Holdings II, LLC	Assistant Secretary
Bluebell Solar II, LLC	Assistant Secretary
Bluebell Solar, LLC	Assistant Secretary
Blythe Energy Storage 110, LLC	Assistant Secretary
Blythe Energy Storage 110, LLC	Vice President & Assistant Secretary
Blythe Energy Storage II, LLC	Vice President & Assistant Secretary
Blythe Energy Storage III, LLC	Vice President & Assistant Secretary

Blythe Portfolio II, LLC	Vice President & Secretary
Blythe Portfolio, LLC	Vice President & Secretary
Blythe Solar 110, LLC	Assistant Secretary
Blythe Solar Funding II, LLC	Assistant Secretary
Blythe Solar Funding, LLC	Assistant Secretary
Blythe Solar Holdings II, LLC	Assistant Secretary
Blythe Solar Holdings III-IV, LLC	Assistant Secretary
Blythe Solar Holdings III-IV, LLC	Vice President & Assistant Secretary
Blythe Solar Holdings, LLC	Assistant Secretary
Blythe Solar II, LLC	Assistant Secretary
Blythe Solar III, LLC	Assistant Secretary
Blythe Solar IV, LLC	Assistant Secretary
Bonita Wind, LLC	Assistant Secretary
Borderlands Wind Holdings, LLC	Assistant Secretary
Borderlands Wind, LLC	Assistant Secretary
Bornish Wind BC Holdings, ULC	Secretary
Bornish Wind BC Holdings, ULC	Assistant Secretary
Bornish Wind Funding GP, LLC	Assistant Secretary
Bornish Wind Funding GP, ULC	Assistant Secretary
Bornish Wind GP, LLC	Assistant Secretary
Bornish Wind GP, ULC	Assistant Secretary
Boulevard Associates, LLC	Assistant Secretary
Boulevard Gas Associates, LLC	Assistant Secretary
Brady Wind II, LLC	Assistant Secretary
Brady Wind, LLC	Assistant Secretary
Breckinridge Wind Class A Holdings, LLC	Assistant Secretary
Breckinridge Wind Funding, LLC	Assistant Secretary
Breckinridge Wind Funding, LLC	Vice President & Assistant Secretary
Breckinridge Wind Holdings, LLC	Assistant Secretary
Breckinridge Wind Holdings, LLC	Vice President & Assistant Secretary
Breckinridge Wind Project, LLC	Assistant Secretary
Brickyard Solar, LLC	Assistant Secretary
Bright Wind Class A Holdings, LLC	Assistant Secretary
Bright Wind Funding, LLC	Assistant Secretary

Bright Wind Holdings, LLC	Assistant Secretary
Bright Wind, LLC	Assistant Secretary
Bronco Plains Wind II, LLC	Assistant Secretary
Bronco Plains Wind, LLC	Assistant Secretary
BSGA Gas Producing, LLC	Assistant Secretary
BTAC Holdingz, LLC	Assistant Secretary
BTAC Holdingz, LLC	Vice President & Assistant Secretary
Buena Vista Energy Center II, LLC	Assistant Secretary
Buena Vista Energy Center II, LLC	Vice President & Assistant Secretary
Buena Vista Energy Center, LLC	Assistant Secretary
Buena Vista Energy Holdings, LLC	Assistant Secretary
Buffalo Ridge Wind, LLC	Assistant Secretary
Buffalo Trail Solar LP, ULC	Assistant Secretary
Butler Ridge Wind Energy Center, LLC	Assistant Secretary
Caddeaux Gathering, LLC	Secretary
Calistoga Capital, LLC	Assistant Secretary
Callahan Wind Divide, LLC	Assistant Secretary
Callahan Wind, LLC	Assistant Secretary
Callahan Wind, LLC	Vice President & Assistant Secretary
Cap Ridge Wind I, LLC	Assistant Secretary
Cap Ridge Wind II, LLC	Assistant Secretary
Cap Ridge Wind III, LLC	Assistant Secretary
Cap Ridge Wind IV, LLC	Assistant Secretary
Capricorn Ridge Power Seller, LLC	Assistant Secretary
Capricorn Ridge Power Seller, LLC	Vice President & Assistant Secretary
Capricorn Ridge Wind Holdings, LLC	Assistant Secretary
Capricorn Ridge Wind Holdings, LLC	Vice President & Assistant Secretary
Capricorn Ridge Wind II, LLC	Assistant Secretary
Capricorn Ridge Wind II, LLC	Vice President & Assistant Secretary
Capricorn Ridge Wind, LLC	Assistant Secretary
Capricorn Ridge Wind, LLC	Vice President & Assistant Secretary
Carousel Wind Farm, LLC	Assistant Secretary
Carousel Wind Holdings, LLC	Assistant Secretary
Casa Mesa Wind Investments, LLC	Assistant Secretary

Casa Mesa Wind, LLC	Assistant Secretary
Cavalry Energy Center, LLC	Assistant Secretary
Cedar Bay Generating Company, LLC	Secretary
Cedar Bluff Wind, LLC	Assistant Secretary
Cedar River Transmission, LLC	Assistant Secretary
Cedar Springs Transmission LLC	Assistant Secretary
Cedar Springs Wind III, LLC	Assistant Secretary
Cedar Springs Wind, LLC	Assistant Secretary
Centennial Wind Funding, LLC	Assistant Secretary
Centennial Wind Holdings, LLC	Assistant Secretary
Centennial Wind Holdings, LLC	Vice President & Assistant Secretary
Centennial Wind, LLC	Assistant Secretary
Central Midway Class A Holdings, LLC	Assistant Secretary
Central Midway Funding, LLC	Assistant Secretary
Central Midway Holdings, LLC	Assistant Secretary
Central Midway, LLC	Assistant Secretary
Central States Wind Holdings, LLC	Assistant Secretary
Central States Wind Holdings, LLC	Vice President & Assistant Secretary
Central States Wind, LLC	Assistant Secretary
Central States Wind, LLC	Vice President & Assistant Secretary
Cereal City Solar, LLC	Assistant Secretary
Cerro Gordo Wind, LLC	Assistant Secretary
Chaves County Solar Holdings, LLC	Assistant Secretary
Chaves County Solar II, LLC	Assistant Secretary
Chaves County Solar, LLC	Assistant Secretary
Cheyenne Wind Holdings, LLC	Assistant Secretary
Cheyenne Wind Holdings, LLC	Vice President & Assistant Secretary
Cheyenne Wind, LLC	Assistant Secretary
Cheyenne Wind, LLC	Vice President & Assistant Secretary
Chicot Solar Holdings, LLC	Assistant Secretary
Chicot Solar, LLC	Assistant Secretary
Cimarron Wind Energy Holdings II, LLC	Assistant Secretary
Cimarron Wind Energy Holdings, LLC	Assistant Secretary
Cimarron Wind Energy, LLC	Assistant Secretary

Clarabelle I Solar LP, ULC	Secretary
Clarabelle I Solar LP, ULC	Assistant Secretary
Clarabelle II Solar LP, ULC	Secretary
Clarabelle II Solar LP, ULC	Assistant Secretary
Clarabelle III Solar LP, ULC	Secretary
Clarabelle III Solar LP, ULC	Assistant Secretary
Clearwater Energy Resources LLC	Assistant Secretary
Clearwater Wind II, LLC	Assistant Secretary
Common Unit Holdings, LLC	Assistant Secretary
Contra Costa Capital, LLC	Assistant Secretary
Cool Springs Solar, LLC	Assistant Secretary
Coolidge Solar I, LLC	Assistant Secretary
Coram California Development, L.P.	Assistant Secretary
Coram Portfolio II, LLC	Vice President & Secretary
Coram Portfolio, LLC	Vice President & Secretary
Cordukes Solar LP, ULC	Secretary
Cordukes Solar LP, ULC	Assistant Secretary
Costigan Wind LP, ULC	Secretary
Costigan Wind LP, ULC	Assistant Secretary
Cottonwood Wind Project Holdings, LLC	Assistant Secretary
Cottonwood Wind Project, LLC	Assistant Secretary
CP II CAD Holdings LP GP, LLC	Assistant Secretary
CP II Funding GP, LLC	Assistant Secretary
CP II Funding GP, ULC	Assistant Secretary
CP II Holdings GP, Inc.	Assistant Secretary
CP II Holdings LP GP, ULC	Assistant Secretary
CP II Holdings LP, ULC	Secretary
CP II Holdings LP, ULC	Assistant Secretary
Crowned Ridge Wind, LLC	Assistant Secretary
Crystal Lake Wind Energy I, LLC	Assistant Secretary
Crystal Lake Wind Energy II, LLC	Assistant Secretary
Crystal Lake Wind Energy III, LLC	Assistant Secretary
Crystal Lake Wind II, LLC	Assistant Secretary
Crystal Lake Wind II, LLC	Vice President & Assistant Secretary

Crystal Lake Wind III, LLC	Assistant Secretary
Crystal Lake Wind III, LLC	Vice President & Assistant Secretary
Crystal Lake Wind, LLC	Assistant Secretary
Crystal Lake Wind, LLC	Vice President & Assistant Secretary
Data Center Logistics, LLC	Vice President & Secretary
Data Center Logistics, LLC	Vice President & Assistant Secretary
Day County Wind I, LLC	Assistant Secretary
Day County Wind, LLC	Assistant Secretary
Day County Wind, LLC	Vice President & Assistant Secretary
Delaware Mountain Wind Farm, LLC	Assistant Secretary
Delaware Mountain Wind Farm, LLC	Vice President & Assistant Secretary
Desert Sunlight 250, LLC	Assistant Secretary
Desert Sunlight 300, LLC	Assistant Secretary
Desert Sunlight Holdings, LLC	Assistant Secretary
DG SB Portfolio, LLC	Vice President & Secretary
Dodge County Wind, LLC	Assistant Secretary
Dodge Flat Solar, LLC	Assistant Secretary
Dogwood Wind Funding II, LLC	Assistant Secretary
Dogwood Wind Funding II, LLC	Vice President & Assistant Secretary
Dogwood Wind Holdings, LLC	Assistant Secretary
Dogwood Wind, LLC	Assistant Secretary
Dougherty County Solar LLC	Assistant Secretary
Eagle Crest Energy Company	Assistant Secretary
EarthEra, LLC	Assistant Secretary
East Durham Wind BC Holdings, ULC	Secretary
East Durham Wind BC Holdings, ULC	Assistant Secretary
East Durham Wind Funding GP, LLC	Assistant Secretary
East Durham Wind Funding GP, ULC	Assistant Secretary
East Durham Wind GP, LLC	Assistant Secretary
East Durham Wind GP, ULC	Assistant Secretary
East Point Energy Center, LLC	Assistant Secretary
EFH Merger Co., LLC	Secretary
Eight Point Wind, LLC	Assistant Secretary
Elk City II Wind Funding, LLC	Assistant Secretary

Elk City II Wind Holdings, LLC	Assistant Secretary
Elk City II Wind Holdings, LLC	Vice President & Assistant Secretary
Elk City II Wind, LLC	Assistant Secretary
Elk City II Wind, LLC	Vice President & Assistant Secretary
Elk City Renewables II, LLC	Assistant Secretary
Ellwood Energy Center, LLC	Vice President & Assistant Secretary
Elmira Energy Storage GP, ULC	Assistant Secretary
Elmira Energy Storage LP, ULC	Secretary
Elmira Energy Storage LP, ULC	Assistant Secretary
Elmsthorpe Wind LP, ULC	Secretary
Elmsthorpe Wind LP, ULC	Assistant Secretary
Elora Solar, LLC	Assistant Secretary
EMB Investments, Inc.	President & Secretary
EMB Investments, Inc.	Director
EMB Investments, Inc.	Vice President & Assistant Secretary
Emerald Breeze Class A Holdings, LLC	Assistant Secretary
Emerald Breeze Funding, LLC	Assistant Secretary
Emerald Breeze Holdings, LLC	Assistant Secretary
Emerald Breeze, LLC	Assistant Secretary
Emmons-Logan Wind Class A Holdings, LLC	Assistant Secretary
Emmons-Logan Wind Funding, LLC	Assistant Secretary
Emmons-Logan Wind Holdings, LLC	Assistant Secretary
Emmons-Logan Wind Portfolio, LLC	Assistant Secretary
Emmons-Logan Wind, LLC	Assistant Secretary
Endeavor Wind I, LLC	Assistant Secretary
Endeavor Wind II, LLC	Assistant Secretary
Energy Storage Holdings, LLC	Assistant Secretary
Ensign Wind Energy, LLC	Assistant Secretary
Ensign Wind, LLC	Vice President & Assistant Secretary
ESI Energy, LLC	Assistant Secretary
ESI Mojave LLC	Assistant Secretary
ESI Mojave LLC	Vice President & Assistant Secretary
ESI Mojave, Inc.	Assistant Secretary
ESI Mojave, Inc.	Vice President & Assistant Secretary

Excelsior Energy Center, LLC	Assistant Secretary
Farmington Solar, LLC	Assistant Secretary
Fish Springs Ranch Solar, LLC	Assistant Secretary
Florida Pipeline Funding, LLC	Assistant Secretary
Florida Pipeline Holdings, LLC	Assistant Secretary
Florida Renewable Partners, LLC	Assistant Secretary
Florida Southeast Connection, LLC	Assistant Secretary
FN Investments, LLC	Secretary
FN Investments, LLC	Vice President & Assistant Secretary
Fortuna GP, LLC	Assistant Secretary
Fortuna GP, ULC	Assistant Secretary
Foxtrot Wind Class A Holdings, LLC	Assistant Secretary
Foxtrot Wind Funding, LLC	Assistant Secretary
Foxtrot Wind Holdings, LLC	Assistant Secretary
Foxtrot Wind, LLC	Assistant Secretary
FPF Portfolio, LLC	Assistant Secretary
FPH Portfolio, LLC	Assistant Secretary
FPL Energy American Wind Holdings, LLC	Assistant Secretary
FPL Energy American Wind Holdings, LLC	Vice President & Assistant Secretary
FPL Energy American Wind, LLC	Assistant Secretary
FPL Energy American Wind, LLC	Vice President & Assistant Secretary
FPL Energy Burleigh County Wind, LLC	Assistant Secretary
FPL Energy Burleigh County Wind, LLC	Vice President & Assistant Secretary
FPL Energy Cowboy Wind, LLC	Assistant Secretary
FPL Energy Cowboy Wind, LLC	Vice President & Assistant Secretary
FPL Energy Hancock County Wind, LLC	Assistant Secretary
FPL Energy Hancock County Wind, LLC	Vice President & Assistant Secretary
FPL Energy Horse Hollow Wind II, LLC	Assistant Secretary
FPL Energy Horse Hollow Wind II, LLC	Vice President & Assistant Secretary
FPL Energy Illinois Wind, LLC	Assistant Secretary
FPL Energy Mojave Operating Services, LLC	Assistant Secretary
FPL Energy Mojave Operating Services, LLC	Vice President & Assistant Secretary
FPL Energy Montezuma Wind, LLC	Assistant Secretary
FPL Energy Morwind, LLC	Assistant Secretary

FPL Energy Morwind, LLC	Vice President & Assistant Secretary
FPL Energy National Wind Holdings, LLC	Assistant Secretary
FPL Energy National Wind Holdings, LLC	Vice President & Assistant Secretary
FPL Energy National Wind Investments, LLC	Assistant Secretary
FPL Energy National Wind Investments, LLC	Vice President & Assistant Secretary
FPL Energy National Wind Portfolio, LLC	Assistant Secretary
FPL Energy National Wind Portfolio, LLC	Vice President & Assistant Secretary
FPL Energy National Wind, LLC	Vice President & Assistant Secretary
FPL Energy New Mexico Holdings, LLC	Assistant Secretary
FPL Energy New Mexico Holdings, LLC	Vice President & Assistant Secretary
FPL Energy New Mexico Wind Financing, LLC	Assistant Secretary
FPL Energy New Mexico Wind Financing, LLC	Vice President & Assistant Secretary
FPL Energy New Mexico Wind Holdings II, LLC	Assistant Secretary
FPL Energy New Mexico Wind Holdings II, LLC	Vice President & Assistant Secretary
FPL Energy New Mexico Wind II, LLC	Assistant Secretary
FPL Energy New Mexico Wind II, LLC	Vice President & Assistant Secretary
FPL Energy New Mexico Wind, LLC	Assistant Secretary
FPL Energy New Mexico Wind, LLC	Vice President & Assistant Secretary
FPL Energy New York, LLC	Assistant Secretary
FPL Energy New York, LLC	Vice President & Assistant Secretary
FPL Energy Oklahoma Wind Finance, LLC	Assistant Secretary
FPL Energy Oklahoma Wind, LLC	Assistant Secretary
FPL Energy Oklahoma Wind, LLC	Vice President & Assistant Secretary
FPL Energy Oliver Wind I, LLC	Assistant Secretary
FPL Energy Oliver Wind I, LLC	Vice President & Assistant Secretary
FPL Energy Oliver Wind II, LLC	Assistant Secretary
FPL Energy Oliver Wind II, LLC	Vice President & Assistant Secretary
FPL Energy Pecos Wind I, LLC	Assistant Secretary
FPL Energy Pecos Wind I, LLC	Vice President & Assistant Secretary
FPL Energy Pecos Wind II, LLC	Assistant Secretary
FPL Energy Pecos Wind II, LLC	Vice President & Assistant Secretary
FPL Energy Post Wind GP, LLC	Assistant Secretary
FPL Energy Post Wind GP, LLC	Vice President & Assistant Secretary
FPL Energy Post Wind LP, LLC	Assistant Secretary

FPL Energy Post Wind LP, LLC	Vice President & Assistant Secretary
FPL Energy SEGS III-VII GP, LLC	Assistant Secretary
FPL Energy Services, Inc.	Secretary
FPL Energy Services, Inc.	Director
FPL Energy Services, Inc.	Vice President & Secretary
FPL Energy Solar Partners III-VII, LLC	Assistant Secretary
FPL Energy Sooner Wind, LLC	Assistant Secretary
FPL Energy Sooner Wind, LLC	Vice President & Assistant Secretary
FPL Energy Texas, LLC	Assistant Secretary
FPL Energy Tyler Texas LP, LLC	Vice President & Assistant Secretary
FPL Energy Upton Wind I, LLC	Assistant Secretary
FPL Energy Upton Wind I, LLC	Vice President & Assistant Secretary
FPL Energy Upton Wind II, LLC	Assistant Secretary
FPL Energy Upton Wind II, LLC	Vice President & Assistant Secretary
FPL Energy Upton Wind III, LLC	Assistant Secretary
FPL Energy Upton Wind III, LLC	Vice President & Assistant Secretary
FPL Energy Upton Wind IV, LLC	Assistant Secretary
FPL Energy Upton Wind IV, LLC	Vice President & Assistant Secretary
FPL Energy VG Wind, LLC	Assistant Secretary
FPL Energy VG Wind, LLC	Vice President & Assistant Secretary
FPL Energy Wind Financing, LLC	Assistant Secretary
FPL Energy Wind Financing, LLC	Vice President & Assistant Secretary
FPL Energy Wind Funding Holdings, LLC	Assistant Secretary
FPL Energy Wind Funding Holdings, LLC	Vice President & Assistant Secretary
FPL Energy Wind Funding, LLC	Assistant Secretary
FPL Energy Wind Funding, LLC	Vice President & Assistant Secretary
FPL Enersys, Inc.	Secretary
FPL Enersys, Inc.	Director
FPL Enersys, Inc.	Vice President & Secretary
FPL Group International, Inc.	Assistant Secretary
FPL Historical Museum, Inc.	Secretary
FPL Investments, LLC	Assistant Secretary
FPL Investments, LLC	Vice President & Assistant Secretary
FPL Read-Power, LLC	Secretary

FPL Read-Power, LLC	Vice President & Secretary
FPL Services, LLC	Secretary
FPL Services, LLC	Vice President & Secretary
FPL Smart Services, LLC	Secretary
FPL Smart Services, LLC	Vice President & Secretary
FPLE Texas Wind I, LLC	Vice President & Assistant Secretary
Frontier Utilities Intermediate Holding Company, LLC	Assistant Secretary
Frontier Utilities Northeast LLC	Assistant Secretary
Frontier Utilities, LLC	Assistant Secretary
FSC Pipeline Holdings, LLC	Assistant Secretary
Gateway Energy Center Holdings, LLC	Assistant Secretary
Gateway Energy Center Holdings, LLC	Vice President & Assistant Secretary
Generation Repair and Service, LLC	Assistant Secretary
Genesis Solar Funding, LLC	Assistant Secretary
Genesis Solar Holdings, LLC	Assistant Secretary
Gexa Energy California, LLC	Assistant Secretary
GEXA Energy GP, LLC	Assistant Secretary
Gexa Energy Solutions, LLC	Assistant Secretary
Ghost Pine Energy Storage LP, ULC	Secretary
Ghost Pine Energy Storage LP, ULC	Assistant Secretary
Glenridge Wind LP, ULC	Assistant Secretary
Golden Hills Energy Storage, LLC	Assistant Secretary
Golden Hills Energy Storage, LLC	Vice President & Assistant Secretary
Golden Hills North Wind, LLC	Assistant Secretary
Golden Hills Wind, LLC	Assistant Secretary
Golden Horizon Class A Holdings, LLC	Assistant Secretary
Golden Horizon Funding, LLC	Assistant Secretary
Golden Horizon Holdings, LLC	Assistant Secretary
Golden Horizon Portfolio, LLC	Assistant Secretary
Golden Horizon Renewables, LLC	Assistant Secretary
Golden Plains Class A Holdings, LLC	Assistant Secretary
Golden Plains, LLC	Assistant Secretary
Golden West Power Partners, LLC	Assistant Secretary

Golden West Wind Holdings, LLC	Assistant Secretary
Golden Winds Funding, LLC	Assistant Secretary
Golden Winds Funding, LLC	Vice President & Assistant Secretary
Golden Winds Holdings, LLC	Assistant Secretary
Golden Winds Holdings, LLC	Vice President & Assistant Secretary
Golden Winds, LLC	Assistant Secretary
Golden Winds, LLC	Vice President & Assistant Secretary
Goshen Wind BC Holdings, ULC	Secretary
Goshen Wind BC Holdings, ULC	Assistant Secretary
Goshen Wind Funding GP, LLC	Assistant Secretary
Goshen Wind Funding GP, ULC	Assistant Secretary
Goshen Wind GP, LLC	Assistant Secretary
Goshen Wind GP, ULC	Assistant Secretary
GR Bage (DE), LLC	Assistant Secretary
GR Bage (DE), LLC	President
GR Bage (DE), LLC	Vice President & Assistant Secretary
GR Bage (FL), Inc.	President
GR Bage (FL), Inc.	Director
GR Bage (FL), Inc.	Vice President & Assistant Secretary
GR Bage (NEP), LLC	Assistant Secretary
GR Bage (NEP), LLC	Vice President & Assistant Secretary
GR Woodford Properties, LLC	Secretary
Grant County Solar Holdings, LLC	Vice President & Assistant Secretary
Gray County Wind Energy, LLC	Assistant Secretary
Gray County Wind Energy, LLC	Vice President & Assistant Secretary
Gray County Wind, LLC	Assistant Secretary
Grayhawk Wind Class A Holdings, LLC	Assistant Secretary
Grayhawk Wind Holdings, LLC	Assistant Secretary
Grayhawk Wind, LLC	Assistant Secretary
Grazing Yak Solar, LLC	Assistant Secretary
Great Plains Wind Class A Holdings, LLC	Assistant Secretary
Great Plains Wind Funding, LLC	Assistant Secretary
Great Plains Wind Holdings, LLC	Assistant Secretary
Great Plains Wind Portfolio, LLC	Assistant Secretary

Great Plains Wind, LLC	Assistant Secretary
Great Prairie Wind II, LLC	Assistant Secretary
Great Prairie Wind III, LLC	Assistant Secretary
Green Power CA Holdings, LLC	Vice President & Secretary
Green Racer Wind Holdings, LLC	Vice President & Assistant Secretary
Green Racer Wind, LLC	Vice President & Assistant Secretary
Greensboro Solar Center, LLC	Assistant Secretary
GridLiance Heartland Holdings LLC	Director
GridLiance Heartland LLC	Assistant Secretary
GridLiance High Plains LLC	Director
GridLiance High Plains LLC	Assistant Secretary
GridLiance Holdco, LLC	Assistant Secretary
GridLiance West LLC	Assistant Secretary
Gulf Power Economic Development Fund, Inc.	Director
Gulf Power Economic Development Fund, Inc.	Secretary
Gulf Power Foundation, Inc.	Trustee
Gulf Power Foundation, Inc.	Secretary
Hancock County Wind, LLC	Assistant Secretary
Hardy Creek Wind, ULC	Assistant Secretary
Harmony Florida Solar II, LLC	Assistant Secretary
Harmony Florida Solar, LLC	Assistant Secretary
Harper Lake Company VIII	Assistant Secretary
Harper Lake Company VIII	Vice President & Assistant Secretary
Hawkeye Power Partners, LLC	Assistant Secretary
Hawkeye Power Partners, LLC	Vice President & Assistant Secretary
Heartland Divide Wind II, LLC	Assistant Secretary
Heartland Divide Wind Project, LLC	Assistant Secretary
Heartland Wind Funding, LLC	Assistant Secretary
Heartland Wind Funding, LLC	Vice President & Assistant Secretary
Heartland Wind Holding II, LLC	Assistant Secretary
Heartland Wind Holding II, LLC	Vice President & Assistant Secretary
Heartland Wind Holding, LLC	Assistant Secretary
Heartland Wind Holding, LLC	Vice President & Assistant Secretary
Heartland Wind II, LLC	Assistant Secretary

Heartland Wind II, LLC	Vice President & Assistant Secretary
Heartland Wind, LLC	Assistant Secretary
Heartland Wind, LLC	Vice President & Assistant Secretary
Heritage Wind LP, ULC	Assistant Secretary
High Banks Wind, LLC	Assistant Secretary
High Ground Investments, LLC	Assistant Secretary
High Ground Investments, LLC	Vice President & Assistant Secretary
High Hills Wind LP, ULC	Secretary
High Hills Wind LP, ULC	Assistant Secretary
High Lonesome Mesa Investments, LLC	Assistant Secretary
High Lonesome Mesa Wind Holdings, LLC	Assistant Secretary
High Lonesome Mesa Wind Holdings, LLC	Vice President & Assistant Secretary
High Lonesome Mesa Wind, LLC	Assistant Secretary
High Lonesome Mesa, LLC	Assistant Secretary
High Lonesome Mesa, LLC	Vice President & Assistant Secretary
High Majestic II Funding, LLC	Assistant Secretary
High Majestic II Funding, LLC	Vice President & Assistant Secretary
High Majestic II Holdings, LLC	Assistant Secretary
High Majestic II Holdings, LLC	Vice President & Assistant Secretary
High Majestic II Wind Properties, LLC	Assistant Secretary
High Majestic II Wind Properties, LLC	Vice President & Assistant Secretary
High Majestic Wind Energy Center, LLC	Assistant Secretary
High Majestic Wind Energy Center, LLC	Vice President & Assistant Secretary
High Majestic Wind I, LLC	Assistant Secretary
High River Energy Center, LLC	Secretary
HLC IX Company	Assistant Secretary
HLC IX Company	Vice President & Assistant Secretary
Home Warranty of the Midwest, Inc.	Director
Home Warranty of the Midwest, Inc.	Secretary
Hope Energy Center, LLC	Vice President & Assistant Secretary
Horizon West Transmission, LLC	Vice President & Secretary
Horse Hollow Wind I, LLC	Assistant Secretary
Horse Hollow Wind II, LLC	Assistant Secretary
Horse Hollow Wind III, LLC	Assistant Secretary

Horse Hollow Wind IV, LLC	Assistant Secretary
Horse Hollow Wind, LLC	Assistant Secretary
Horse Hollow Wind, LLC	Vice President & Assistant Secretary
Horse Ridge Wind Class A Holdings, LLC	Assistant Secretary
Horse Ridge Wind Funding, LLC	Assistant Secretary
Horse Ridge Wind Holdings, LLC	Assistant Secretary
Horse Ridge Wind Portfolio, LLC	Assistant Secretary
Horse Ridge Wind, LLC	Assistant Secretary
Howell Mountain Capital Acquisitions, LLC	Assistant Secretary
Howell Mountain Capital, LLC	Assistant Secretary
HW CA Holdings, LLC	Vice President & Secretary
HWFII, LLC	Assistant Secretary
HWFII, LLC	Vice President & Assistant Secretary
Hyperion IX, Inc.	Assistant Secretary
Hyperion IX, Inc.	Vice President & Assistant Secretary
Hyperion VIII, Inc.	Assistant Secretary
Hyperion VIII, Inc.	Vice President & Assistant Secretary
Indian Mesa Wind Farm, LLC	Assistant Secretary
Indian Mesa Wind Farm, LLC	Vice President & Assistant Secretary
Indian Mesa Wind, LLC	Assistant Secretary
Indiantown Cogeneration Funding Corporation	Secretary
Indiantown Cogeneration, L.P.	Secretary
Indigo Plains Solar Class B Holdings, LLC	Assistant Secretary
Indigo Plains Solar Funding, LLC	Assistant Secretary
Indigo Plains Solar Holdings, LLC	Assistant Secretary
Indigo Plains Solar, LLC	Assistant Secretary
Inertia Wind Project, LLC	Assistant Secretary
Inventus Holdings, LLC	Assistant Secretary
Javelina Wind Energy Holdings, LLC	Assistant Secretary
Javelina Wind Energy II, LLC	Assistant Secretary
Javelina Wind Energy, LLC	Assistant Secretary
Javelina Wind Funding, LLC	Assistant Secretary
Javelina Wind Holdings II, LLC	Assistant Secretary
Javelina Wind Holdings III, LLC	Assistant Secretary

J-HAJ Entourage, LLC	Assistant Secretary
Jones Falls Wetland and Stream Mitigation, LLC	Assistant Secretary
Jordan Creek Wind Farm LLC	Assistant Secretary
Joshua Tree Solar Farm, LLC	Vice President & Assistant Secretary
Jupiter-Tequesta A/C, Plumbing & Electric, LLC	Vice President & Secretary
Kerwood Wind BC Holdings, ULC	Secretary
Kerwood Wind BC Holdings, ULC	Assistant Secretary
Kerwood Wind Funding GP, LLC	Assistant Secretary
Kerwood Wind Funding GP, ULC	Assistant Secretary
Kerwood Wind GP, LLC	Assistant Secretary
Kerwood Wind GP, ULC	Assistant Secretary
Kinderwood Wind Funding, LLC	Assistant Secretary
Kinderwood Wind Holdings, LLC	Assistant Secretary
Kinderwood Wind, LLC	Assistant Secretary
King Mountain Upton Wind, LLC	Assistant Secretary
Kingman Wind Energy I, LLC	Assistant Secretary
Kingman Wind Energy II, LLC	Assistant Secretary
Kinnick Wind Class A Holdings, LLC	Assistant Secretary
Kinnick Wind Funding, LLC	Assistant Secretary
Kinnick Wind Holdings, LLC	Assistant Secretary
Kinnick Wind Portfolio Holdings, LLC	Assistant Secretary
Kinnick Wind Portfolio, LLC	Assistant Secretary
Kinnick Wind, LLC	Assistant Secretary
Kitscoty Wind LP, ULC	Secretary
Kitscoty Wind LP, ULC	Assistant Secretary
Kossuth County Wind Class A Holdings, LLC	Assistant Secretary
Kossuth County Wind Holdings, LLC	Assistant Secretary
Kossuth County Wind, LLC	Assistant Secretary
KPB Financial Corp.	Secretary
KPB Financial Corp.	Assistant Secretary
Kramer Junction Solar Funding, LLC	Assistant Secretary
KW San Gorgonio Transmission, Inc.	Assistant Secretary
KW San Gorgonio Transmission, Inc.	Vice President & Assistant Secretary
La Frontera Ventures, LLC	Assistant Secretary

La Frontera Ventures, LLC	Vice President & Assistant Secretary
La Salle County Gas Producing, LLC	Assistant Secretary
Lacy Creek Wind, LLC	Assistant Secretary
Lamar Power Partners II, LLC	Vice President & Assistant Secretary
Langdon Renewables, LLC	Assistant Secretary
Langdon Wind, LLC	Assistant Secretary
Langdon Wind, LLC	Vice President & Assistant Secretary
Lee North, LLC	Assistant Secretary
Legacy Holdings Ventures, LLC	Assistant Secretary
Legacy Holdings Ventures, LLC	Vice President & Assistant Secretary
Legacy Renewables Holdings, LLC	Assistant Secretary
Legacy Renewables Holdings, LLC	Vice President & Assistant Secretary
Legacy Renewables, LLC	Assistant Secretary
Legacy Renewables, LLC	Vice President & Assistant Secretary
Legends Wind Funding, LLC	Assistant Secretary
Legends Wind Holdings, LLC	Assistant Secretary
Legends Wind, LLC	Assistant Secretary
LET Holdings, LLC	Assistant Secretary
LET Holdings, LLC	Vice President & Assistant Secretary
Limon Wind II, LLC	Assistant Secretary
Limon Wind III Funding, LLC	Assistant Secretary
Limon Wind III Funding, LLC	Vice President & Assistant Secretary
Limon Wind III Holdings, LLC	Assistant Secretary
Limon Wind III, LLC	Assistant Secretary
Limon Wind, LLC	Assistant Secretary
Little Blue Wind Project, LLC	Assistant Secretary
Live Oak Solar, LLC	Assistant Secretary
Living Skies Solar 10 LP, ULC	Secretary
Living Skies Solar 10 LP, ULC	Assistant Secretary
LMR Solar, LLC	Assistant Secretary
LMR Solar, LLC	Vice President & Assistant Secretary
Lone Star Transmission, LLC	Secretary
Lone Star Wind Holdings, LLC	Assistant Secretary
Lone Star Wind Holdings, LLC	Vice President & Assistant Secretary

Lone Star Wind, LLC	Assistant Secretary
Lone Star Wind, LLC	Vice President & Assistant Secretary
Long Island Energy Generation, LLC	Assistant Secretary
Long Island Energy Storage Holdings, LLC	Assistant Secretary
Long Island Peaker Holdings, LLC	Assistant Secretary
Long Island Solar Holdings, LLC	Assistant Secretary
Longleaf Solar Funding, LLC	Assistant Secretary
Longleaf Solar Holdings, LLC	Assistant Secretary
Longleaf Solar, LLC	Assistant Secretary
Lorenzo Wind, LLC	Assistant Secretary
Lower Crossing Wind LLC	Assistant Secretary
Lucerne Solar, LLC	Assistant Secretary
Lucerne Solar, LLC	Vice President & Assistant Secretary
Mammoth Plains Wind Project Holdings, LLC	Assistant Secretary
Mammoth Plains Wind Project, LLC	Assistant Secretary
Marshall Solar, LLC	Assistant Secretary
Maverick Wind Class A Holdings, LLC	Assistant Secretary
Maverick Wind Funding, LLC	Assistant Secretary
Maverick Wind Holdings, LLC	Assistant Secretary
Maverick Wind, LLC	Assistant Secretary
MBWGD Holdings, LLC	Assistant Secretary
MBWGD Investments, LLC	Assistant Secretary
McAdam Wind LP, ULC	Secretary
McAdam Wind LP, ULC	Assistant Secretary
McCoy CA I, LLC	Vice President & Secretary
McCoy CA II, LLC	Vice President & Secretary
McCoy Energy Storage, LLC	Assistant Secretary
McCoy Energy Storage, LLC	Vice President & Assistant Secretary
McCoy Solar Funding, LLC	Assistant Secretary
McCoy Solar Holdings, LLC	Assistant Secretary
McCoy Solar, LLC	Assistant Secretary
McElroy Green Marketing, LLC	Assistant Secretary
McKay Wind Class A Holdings, LLC	Assistant Secretary
McKay Wind Funding, LLC	Assistant Secretary

McKay Wind Holdings, LLC	Assistant Secretary
McKay Wind Portfolio, LLC	Assistant Secretary
McKay Wind, LLC	Assistant Secretary
Meade Pipeline Co LLC	Assistant Secretary
Meade Pipeline Investment Holdings, LLC	Assistant Secretary
Meade Pipeline Investment, LLC	Assistant Secretary
Meadowlark Wind, LLC	Assistant Secretary
Meadowlark Wind, LLC	Vice President & Assistant Secretary
Mendocino Capital Acquisitions, LLC	Assistant Secretary
Mendocino Capital, LLC	Assistant Secretary
Mesaville Solar, LLC	Assistant Secretary
Mesaville Solar, LLC	Vice President & Assistant Secretary
Minco Redwood Holdings, LLC	Assistant Secretary
Minco Redwood Holdings, LLC	Vice President & Assistant Secretary
Minco Wind Energy II, LLC	Assistant Secretary
Minco Wind Energy III, LLC	Assistant Secretary
Minco Wind I, LLC	Assistant Secretary
Minco Wind II, LLC	Assistant Secretary
Minco Wind II, LLC	Vice President & Assistant Secretary
Minco Wind III, LLC	Assistant Secretary
Minco Wind III, LLC	Vice President & Assistant Secretary
Minco Wind IV, LLC	Assistant Secretary
Minco Wind, LLC	Assistant Secretary
Minco Wind, LLC	Vice President & Assistant Secretary
Minudie Wind LP, ULC	Secretary
Minudie Wind LP, ULC	Assistant Secretary
Mohave County Wind Farm Holdings, LLC	Assistant Secretary
Mohave County Wind Farm Holdings, LLC	Vice President & Assistant Secretary
Mohave County Wind Farm LLC	Assistant Secretary
Monarch Wind Funding, LLC	Assistant Secretary
Monarch Wind Funding, LLC	Vice President & Assistant Secretary
Monarch Wind Holdings, LLC	Assistant Secretary
Monarch Wind, LLC	Assistant Secretary
Monterey Capital, LLC	Assistant Secretary

Montezuma Wind Holdings II, LLC	Vice President & Secretary
Moonlight Bay Class A Holdings, LLC	Assistant Secretary
Moonlight Bay Funding, LLC	Assistant Secretary
Moonlight Bay Funding, LLC	Vice President & Assistant Secretary
Moonlight Bay Holdings, LLC	Assistant Secretary
Moonlight Bay Holdings, LLC	Vice President & Assistant Secretary
Moonlight Bay Renewables, LLC	Assistant Secretary
Mount Copper GP, Inc.	Assistant Secretary
Mount Miller GP, ULC	Assistant Secretary
Mount Miller Holdco, ULC	Assistant Secretary
Mount Miller Holdings GP, ULC	Assistant Secretary
Mountain Sunrise Funding, LLC	Assistant Secretary
Mountain Sunrise Portfolio, LLC	Assistant Secretary
Mountain Sunrise Solar, LLC	Assistant Secretary
Mountain View Solar Holdings, LLC	Assistant Secretary
Mountain View Solar, LLC	Assistant Secretary
Napa Capital Holdings Acquisitions, LLC	Assistant Secretary
Napa Capital Holdings, LLC	Assistant Secretary
NAPS Wind, LLC	Assistant Secretary
NEE Acquisition Sub I, LLC	Secretary
NEM Mitigation, LLC	Assistant Secretary
NEP Renewables Holdings II, LLC	Assistant Secretary
NEP Renewables Holdings III, LLC	Assistant Secretary
NEP Renewables Holdings IV, LLC	Assistant Secretary
NEP Renewables Holdings, LLC	Assistant Secretary
NEP Renewables II, LLC	Assistant Secretary
NEP Renewables III, LLC	Assistant Secretary
NEP Renewables IV, LLC	Assistant Secretary
NEP Renewables, LLC	Assistant Secretary
NEP US SellCo II, LLC	Assistant Secretary
NEP US SellCo, LLC	Assistant Secretary
NEPM II Holdings, LLC	Assistant Secretary
NEPM II, LLC	Assistant Secretary
Neptune Energy Center, LLC	Assistant Secretary

NET General Partners, LLC	Secretary
NET Holdings Management, LLC	Secretary
NET Holdings Management, LLC	Assistant Secretary
NET Holdings Management, LLC	Vice President & Assistant Secretary
NET Mexico Pipeline Partners, LLC	Secretary
NET Midstream, LLC	Secretary
NET Pipeline Holdings LLC	Secretary
New Hampshire Transmission Holdings, LLC	Assistant Secretary
New Hampshire Transmission, LLC	Assistant Secretary
New Mexico Energy Investments, LLC	Assistant Secretary
New Mexico Energy Investments, LLC	Vice President & Assistant Secretary
New Mexico Wind Investments, LLC	Assistant Secretary
New Mexico Wind Investments, LLC	Vice President & Assistant Secretary
New Mexico Wind, LLC	Assistant Secretary
NextCity Networks Colorado, LLC	Vice President & Secretary
NextCity Networks Georgia, LLC	Vice President & Secretary
NextCity Networks Holdings, LLC	Vice President & Secretary
NextCity Networks Michigan, LLC	Vice President & Secretary
NextCity Networks Oklahoma, LLC	Vice President & Secretary
NextCity Networks Pennsylvania, LLC	Vice President & Secretary
NextCity Networks Texas, LLC	Vice President & Secretary
NextCity Networks, LLC	Vice President & Secretary
NextEra Analytics, Inc.	Assistant Secretary
NextEra Blythe Solar Energy Center, LLC	Assistant Secretary
NextEra Canada Constructors GP, ULC	Assistant Secretary
NextEra Canada Development GP, LLC	Assistant Secretary
NextEra Canadian IP, Inc.	Assistant Secretary
NextEra Desert Center Blythe, LLC	Assistant Secretary
NextEra Desert Sunlight Holdings, LLC	Assistant Secretary
NextEra Energy Bluff Point, LLC	Assistant Secretary
NextEra Energy Canada Equipment, ULC	Assistant Secretary
NextEra Energy Canada GP, LLC	Secretary
NextEra Energy Canada Storage LP, ULC	Secretary
NextEra Energy Canada Storage LP, ULC	Assistant Secretary

NextEra Energy Canadian Holdings, ULC	Assistant Secretary
NextEra Energy Canadian Operating Services, Inc.	Assistant Secretary
NextEra Energy Capital Holdings, Inc.	Secretary
NextEra Energy Constructors, LLC	Assistant Secretary
NextEra Energy Duane Arnold, LLC	Assistant Secretary
NextEra Energy Equipment Leasing, LLC	Secretary
NextEra Energy Equity Partners GP, LLC	Assistant Secretary
NextEra Energy Foundation, Inc.	Secretary
NextEra Energy Gas Producing Wyoming, LLC	Assistant Secretary
NextEra Energy Gas Producing, LLC	Assistant Secretary
NextEra Energy Honey Creek Wind, LLC	Assistant Secretary
NextEra Energy Honey Creek Wind, LLC	Vice President & Assistant Secretary
NextEra Energy Investments, LLC	Assistant Secretary
NextEra Energy Maine Operating Services, LLC	Assistant Secretary
NextEra Energy Management Partners GP, LLC	Assistant Secretary
NextEra Energy Marketing, LLC	Secretary
NextEra Energy Mt. Storm, LLC	Assistant Secretary
NextEra Energy Mt. Storm, LLC	Vice President & Assistant Secretary
NextEra Energy New Mexico Operating Services, LLC	Assistant Secretary
NextEra Energy New Mexico Operating Services, LLC	Vice President & Assistant Secretary
NextEra Energy NextBridge Holding, ULC	Assistant Secretary
NextEra Energy NextBridge Holdings GP, LLC	Assistant Secretary
NextEra Energy NextBridge Holdings GP, ULC	Assistant Secretary
NextEra Energy Oklahoma Transmission Holdings, LLC	Assistant Secretary
NextEra Energy Operating Partners GP, LLC	Assistant Secretary
NextEra Energy Operating Services, LLC	Assistant Secretary
NextEra Energy Partners Acquisitions, LLC	Assistant Secretary
NextEra Energy Partners GP, Inc.	Corporate Secretary
NextEra Energy Partners Pipelines Holdings, LLC	Assistant Secretary
NextEra Energy Partners Pipelines, LLC	Assistant Secretary
NextEra Energy Partners Ventures, LLC	Assistant Secretary
NextEra Energy Partners, LP	Corporate Secretary

NextEra Energy Pipeline Development and Acquisitions, LLC	Assistant Secretary
NextEra Energy Pipeline Funding (Lowman), LLC	Assistant Secretary
NextEra Energy Pipeline Holdings (Lowman), LLC	Secretary
NextEra Energy Pipeline Holdings (Lowman), LLC	Assistant Secretary
NextEra Energy Pipeline Holdings, LLC	Secretary
NextEra Energy Pipeline Services, LLC	Assistant Secretary
NextEra Energy Point Beach, LLC	Assistant Secretary
NextEra Energy Producer Services, LLC	Assistant Secretary
NextEra Energy Project Management, LLC	Assistant Secretary
NextEra Energy Qualified Opportunity Fund III, LLC	Assistant Secretary
NextEra Energy Qualified Opportunity Fund, LLC	Assistant Secretary
NextEra Energy Qualified Opportunity Zone Business I, LLC	Assistant Secretary
NextEra Energy Qualified Opportunity Zone Business III, LLC	Assistant Secretary
NextEra Energy Renewable Services, LLC	Assistant Secretary
NextEra Energy Renewables Holdings, LLC	Assistant Secretary
NextEra Energy Resources Acquisitions, LLC	Assistant Secretary
NextEra Energy Resources Development, LLC	Assistant Secretary
NextEra Energy Resources Interconnection Holdings LLC	Assistant Secretary
NextEra Energy Resources O&M Services, LLC	Assistant Secretary
NextEra Energy Resources Partners Holdings, LLC	Assistant Secretary
NextEra Energy Resources Partners, LLC	Assistant Secretary
NextEra Energy Resources, LLC	Secretary
NextEra Energy Sabal Trail Transmission Holdings, LLC	Assistant Secretary
NextEra Energy Seabrook, LLC	Assistant Secretary
NextEra Energy Services Arizona, LLC	Assistant Secretary
NextEra Energy Services Connecticut, LLC	Assistant Secretary
NextEra Energy Services Delaware, LLC	Assistant Secretary
NextEra Energy Services District of Columbia, LLC	Assistant Secretary
NextEra Energy Services Holdings, LLC	Assistant Secretary
NextEra Energy Services Illinois, LLC	Assistant Secretary

NextEra Energy Services Maine, LLC	Assistant Secretary
NextEra Energy Services Maryland, LLC	Assistant Secretary
NextEra Energy Services New Hampshire, LLC	Assistant Secretary
NextEra Energy Services New Jersey, LLC	Assistant Secretary
NextEra Energy Services New York, LLC	Assistant Secretary
NextEra Energy Services Ohio, LLC	Assistant Secretary
NextEra Energy Services Pennsylvania, LLC	Assistant Secretary
NextEra Energy Services Rhode Island, LLC	Assistant Secretary
NextEra Energy Services, LLC	Assistant Secretary
NextEra Energy Solar Development, LLC	Assistant Secretary
NextEra Energy Solutions, LLC	Assistant Secretary
NextEra Energy Transmission Funding, LLC	Assistant Secretary
Nextera Energy Transmission Holdings, LLC	Assistant Secretary
NextEra Energy Transmission MidAtlantic Indiana, Inc.	Assistant Secretary
NextEra Energy Transmission New York Holdings, LLC	Secretary
NextEra Energy Transmission New York, Inc.	Assistant Secretary
NextEra Energy UCT Holding, Inc.	Assistant Secretary
NextEra Energy US Partners Holdings, LLC	Assistant Secretary
NextEra Energy, Inc.	Vice President, Compliance & Corporate Secretary
NextEra Home, LLC	Vice President & Secretary
NextEra Infrastructure, LLC	Assistant Secretary
NextEra Registered Agency, LLC	President
NextEra Retail of Texas GP, LLC	Assistant Secretary
NextEra Strategic Energy Services, LLC	Assistant Secretary
NextEra Texas Acquisition Holdco, LLC	Assistant Secretary
NextEra Texas Acquisition LP, LLC	Assistant Secretary
NextEra Transmission Asset Acquisition Holdings, LLC	Assistant Secretary
NextEra US Gas Assets, LLC	Assistant Secretary
NextSpring Water Investments, LLC	Assistant Secretary
Ninnescah Wind Energy LLC	Assistant Secretary
Niyol Wind, LLC	Assistant Secretary
Nokota Wind Funding, LLC	Assistant Secretary

Nokota Wind Funding, LLC	Vice President & Assistant Secretary
Nokota Wind Holdings, LLC	Assistant Secretary
Nokota Wind, LLC	Assistant Secretary
North American Power Systems Solar, LLC	Assistant Secretary
North American Power Systems Solar, LLC	Vice President & Assistant Secretary
North American Power Systems, LLC	Assistant Secretary
North Sky River Energy Holdings, LLC	Assistant Secretary
North Sky River Energy Holdings, LLC	Vice President & Assistant Secretary
North Sky River Energy, LLC	Assistant Secretary
Northern Colorado Wind Energy Center II, LLC	Assistant Secretary
Northern Colorado Wind Energy Center, LLC	Assistant Secretary
Northern Colorado Wind Energy, LLC	Assistant Secretary
Northern Colorado Wind Energy, LLC	Vice President & Assistant Secretary
Northern Cross Investments, Inc.	Assistant Secretary
Northern Cross Investments, Inc.	Vice President & Assistant Secretary
Northern Divide Wind, LLC	Assistant Secretary
Northern Frontier Wind Funding, LLC	Assistant Secretary
Northern Frontier Wind Funding, LLC	Vice President & Assistant Secretary
Northern Frontier Wind Holding, LLC	Assistant Secretary
Northern Frontier Wind Holding, LLC	Vice President & Assistant Secretary
Northern Frontier Wind, LLC	Vice President & Assistant Secretary
Northpoint I Wind LP, ULC	Secretary
Northpoint I Wind LP, ULC	Assistant Secretary
Northpoint II Wind LP, ULC	Secretary
Northpoint II Wind LP, ULC	Assistant Secretary
Oklahoma Land Acquisition Company, LLC	Assistant Secretary
Oklahoma Wind Portfolio, LLC	Assistant Secretary
Oklahoma Wind Portfolio, LLC	Vice President & Assistant Secretary
Oklahoma Wind, LLC	Assistant Secretary
Oliver Wind Energy Center II, LLC	Assistant Secretary
Oliver Wind I, LLC	Assistant Secretary
Oliver Wind III, LLC	Assistant Secretary
Orange Grove Title Holdings, LLC	Secretary
Orange Grove Title, LLC	Secretary

Ord Mountain Solar, LLC	Assistant Secretary
Ord Mountain Solar, LLC	Vice President & Assistant Secretary
Osborn Wind Energy, LLC	Assistant Secretary
Osceola Windpower II, LLC	Assistant Secretary
Osceola Windpower II, LLC	Vice President & Assistant Secretary
Osceola Windpower, LLC	Assistant Secretary
Osceola Windpower, LLC	Vice President & Assistant Secretary
OTG, LLC	Assistant Secretary
OTG, LLC	Vice President & Assistant Secretary
Pacific Plains Wind Class A Holdings, LLC	Assistant Secretary
Pacific Plains Wind Funding, LLC	Assistant Secretary
Pacific Plains Wind Funding, LLC	Vice President & Assistant Secretary
Pacific Plains Wind Holdings, LLC	Assistant Secretary
Pacific Plains Wind Holdings, LLC	Vice President & Assistant Secretary
Pacific Plains Wind Portfolio, LLC	Assistant Secretary
Pacific Plains Wind Portfolio, LLC	Vice President & Assistant Secretary
Pacific Plains Wind, LLC	Assistant Secretary
Pacific Power Investments, LLC	Assistant Secretary
Palm Power LLC	Secretary
Palms Bridge Investments, LLC	Director
Palms Bridge Investments, LLC	Vice President & Secretary
Palms Management Services, LLC	Vice President & Secretary
Palms Portfolio Holdings, LLC	Director
Palms Portfolio Holdings, LLC	Vice President & Secretary
Palms RS Investments, LLC	Vice President & Secretary
Palms SC Insurance Company, LLC	Secretary
Palmwood Wind Class A Holdings, LLC	Assistant Secretary
Palmwood Wind Funding, LLC	Assistant Secretary
Palmwood Wind Holdings, LLC	Assistant Secretary
Palmwood Wind Portfolio, LLC	Assistant Secretary
Palmwood Wind, LLC	Assistant Secretary
Palo Duro Wind Energy, LLC	Assistant Secretary
Palo Duro Wind Holdings SellCo, LLC	Assistant Secretary
Palo Duro Wind Holdings SellCo, LLC	Vice President & Assistant Secretary

Palo Duro Wind Interconnection Services, LLC	Assistant Secretary
Palo Duro Wind Portfolio, LLC	Assistant Secretary
Palo Duro Wind Project Holdings, LLC	Assistant Secretary
Palomino Wind Funding, LLC	Assistant Secretary
Palomino Wind Funding, LLC	Vice President & Assistant Secretary
Palomino Wind Holdings, LLC	Assistant Secretary
Palomino Wind, LLC	Assistant Secretary
Parcel 5A Property Owners Association, Inc.	Director
Parcel 5A Property Owners Association, Inc.	Assistant Secretary
Parcel 5A Property Owners Association, Inc.	President
Parry Energy Storage GP, LLC	Assistant Secretary
Parry Energy Storage GP, ULC	Assistant Secretary
Parry Energy Storage LP, ULC	Secretary
Parry Energy Storage LP, ULC	Assistant Secretary
Patuxent Wetland and Stream Mitigation, LLC	Assistant Secretary
Peace Garden Wind Funding, LLC	Assistant Secretary
Peace Garden Wind Funding, LLC	Vice President & Assistant Secretary
Peace Garden Wind Holdings, LLC	Assistant Secretary
Peace Garden Wind Holdings, LLC	Vice President & Assistant Secretary
Peace Garden Wind, LLC	Assistant Secretary
Peace Garden Wind, LLC	Vice President & Assistant Secretary
Pee Dee Wetland and Stream Mitigation, LLC	Assistant Secretary
Peetz Table Wind Energy, LLC	Assistant Secretary
Peetz Table Wind Energy, LLC	Vice President & Assistant Secretary
Peetz Table Wind, LLC	Assistant Secretary
Pegasus Wind, LLC	Assistant Secretary
Pennsylvania Windfarms, LLC	Assistant Secretary
Pennsylvania Windfarms, LLC	Vice President & Assistant Secretary
Penta Wind Holding, LLC	Assistant Secretary
Penta Wind Holding, LLC	Vice President & Assistant Secretary
Penta Wind, LLC	Assistant Secretary
Penta Wind, LLC	Vice President & Assistant Secretary
Pescadero Capital, LLC	Assistant Secretary
Pheasant Run Wind Holdings II, LLC	Assistant Secretary

Pheasant Run Wind Holdings II, LLC	Vice President & Assistant Secretary
Pheasant Run Wind Holdings, LLC	Assistant Secretary
Pheasant Run Wind, LLC	Assistant Secretary
Pinal Central Energy Center Holdings, LLC	Assistant Secretary
Pinal Central Energy Center, LLC	Assistant Secretary
Pine Brooke Class A Holdings, LLC	Assistant Secretary
Pine Brooke, LLC	Assistant Secretary
Pioneer Hutt Wind Energy LLC	Assistant Secretary
Pioneer Plains Wind Funding, LLC	Assistant Secretary
Pioneer Plains Wind Funding, LLC	Vice President & Assistant Secretary
Pioneer Plains Wind Holdings, LLC	Assistant Secretary
Pioneer Plains Wind, LLC	Assistant Secretary
Pivotal Utility Holdings, Inc.	Vice President & Corporate Secretary
Plains and Eastern Clean Line Oklahoma LLC	Assistant Secretary
Point Beach Solar, LLC	Assistant Secretary
Ponderosa Gathering, LLC	Assistant Secretary
Ponderosa Wind, LLC	Assistant Secretary
Post Wind, LLC	Assistant Secretary
Power Wizard, LLC	Assistant Secretary
Prairie View Wind Holdings, LLC	Assistant Secretary
Prairie Wind, LLC	Assistant Secretary
Pratt Wind, LLC	Assistant Secretary
Pubnico Point Wind Farm Inc.	Assistant Secretary
PWD & PWP, LLC	Assistant Secretary
Quinebaug Solar, LLC	Assistant Secretary
Quitman Energy Storage, LLC	Assistant Secretary
Quitman II Solar, LLC	Assistant Secretary
Quitman Solar, LLC	Assistant Secretary
Red Deer Solar LP, ULC	Assistant Secretary
Red Mesa Wind Investments, LLC	Assistant Secretary
Red Mesa Wind, LLC	Assistant Secretary
Red River Wind Funding, LLC	Vice President & Assistant Secretary
Red River Wind Holdings, LLC	Assistant Secretary
Red River Wind Holdings, LLC	Vice President & Assistant Secretary

Red River Wind, LLC	Assistant Secretary
Red River Wind, LLC	Vice President & Assistant Secretary
Red Sky Portfolio, LLC	Vice President & Secretary
Red Sky Solar Class A Holdings, LLC	Assistant Secretary
Red Sky Solar Funding, LLC	Assistant Secretary
Red Sky Solar Holdings, LLC	Assistant Secretary
Red Sky Solar, LLC	Assistant Secretary
Redwood Meade Midstream MPC, LLC	Assistant Secretary
Redwood Meade Pipeline, LLC	Assistant Secretary
Redwood Midstream, LLC	Assistant Secretary
Redwood Trails Portfolio, LLC	Vice President & Secretary
Redwood Trails Wind Holdings, LLC	Assistant Secretary
Redwood Trails Wind, LLC	Assistant Secretary
Renewable Choice Services, LLC	Assistant Secretary
Renewable Energy Generation North, LLC	Assistant Secretary
Renewable Portfolio Holdings, LLC	Assistant Secretary
Renewables Portfolio Class B Holdings, LLC	Assistant Secretary
Resurgence Solar II, LLC	Assistant Secretary
Resurgence Solar Portfolio, LLC	Vice President & Secretary
RET Coram Tehachapi Wind GP, LLC	Assistant Secretary
RET Tehachapi Wind Development, LLC	Assistant Secretary
Retail Consulting Holdco, LLC	Assistant Secretary
Retail Consulting Project Co. 1, LLC	Assistant Secretary
Retail Consulting Project Co. 2, LLC	Assistant Secretary
Retail Consulting Project Co. 3, LLC	Assistant Secretary
River Bend Solar, LLC	Assistant Secretary
River Road Interests LLC	Assistant Secretary
Roadrunner Solar Portfolio Holdings, LLC	Assistant Secretary
Roadrunner Solar Portfolio Holdings, LLC	Vice President & Assistant Secretary
Roadrunner Solar Portfolio, LLC	Assistant Secretary
Roadrunner Solar Portfolio, LLC	Vice President & Assistant Secretary
Rodeo Wind Class A Holdings, LLC	Assistant Secretary
Rodeo Wind Funding, LLC	Assistant Secretary
Rodeo Wind Holdings, LLC	Assistant Secretary

Rodeo Wind, LLC	Assistant Secretary
Rosales Solar Funding, LLC	Assistant Secretary
Rosales Solar Holdings, LLC	Assistant Secretary
Rosales Solar Partners, LLC	Assistant Secretary
Rose McKay Wind Funding, LLC	Assistant Secretary
Rose McKay Wind Holdings, LLC	Assistant Secretary
Rose Wind Class A Holdings, LLC	Assistant Secretary
Rose Wind, LLC	Assistant Secretary
Rosmar Class A Funding, LLC	Assistant Secretary
Rosmar Class A Holdings, LLC	Assistant Secretary
Rosmar Class B Funding, LLC	Assistant Secretary
Rosmar Class B Holdings, LLC	Assistant Secretary
Roswell Solar, LLC	Assistant Secretary
Roundhouse Renewable Energy II, LLC	Assistant Secretary
Roundhouse Renewable Energy, LLC	Assistant Secretary
Roundhouse Renewables Holdings, LLC	Assistant Secretary
Roundhouse Renewables Holdings, LLC	Vice President & Assistant Secretary
Route 66 Solar Energy Center, LLC	Assistant Secretary
Route 66 Solar Holdings, LLC	Assistant Secretary
Rush Springs Wind Energy, LLC	Assistant Secretary
S4 Funding Holdings, LLC	Assistant Secretary
S4 Funding, LLC	Assistant Secretary
Sac County Wind Class A Holdings, LLC	Assistant Secretary
Sac County Wind, LLC	Assistant Secretary
Saint Energy Storage II, LLC	Assistant Secretary
Saint Solar II, LLC	Assistant Secretary
Saint Solar, LLC	Assistant Secretary
San Jacinto Solar 14.5, LLC	Vice President & Assistant Secretary
San Jacinto Solar 5.5, LLC	Vice President & Assistant Secretary
Sanford Airport Solar, LLC	Assistant Secretary
S-Cal Acquisition LLC	Secretary
Seiling Wind Holdings, LLC	Assistant Secretary
Seiling Wind II, LLC	Assistant Secretary
Seiling Wind Investments, LLC	Assistant Secretary

Seiling Wind Portfolio, LLC	Assistant Secretary
Seiling Wind, LLC	Assistant Secretary
Shafter Solar Holdings, LLC	Assistant Secretary
Shafter Solar Portfolio, LLC	Vice President & Secretary
Shafter Solar SellCo, LLC	Assistant Secretary
Shafter Solar SellCo, LLC	Vice President & Assistant Secretary
Shafter Solar, LLC	Assistant Secretary
Shaw Creek Funding, LLC	Assistant Secretary
Shaw Creek Investments, LLC	Assistant Secretary
Shaw Creek Solar Holdings, LLC	Assistant Secretary
Shaw Creek Solar, LLC	Assistant Secretary
Sholes Wind Class A Holdings, LLC	Assistant Secretary
Sholes Wind Funding, LLC	Assistant Secretary
Sholes Wind Holdings, LLC	Assistant Secretary
Sholes Wind Portfolio, LLC	Assistant Secretary
Sholes Wind, LLC	Assistant Secretary
Sierra Solar Funding, LLC	Assistant Secretary
Sierra Solar Holdings, LLC	Assistant Secretary
Silver State Solar Power South, LLC	Assistant Secretary
Silver State South Solar, LLC	Assistant Secretary
Silver State South Storage, LLC	Assistant Secretary
SIP Management II, LLC	Assistant Secretary
SIP Management III, LLC	Assistant Secretary
SIP Management, LLC	Assistant Secretary
SIP SellCo II, LLC	Assistant Secretary
SIP SellCo III, LLC	Assistant Secretary
SIP SellCo IV, LLC	Assistant Secretary
SIP SellCo, LLC	Assistant Secretary
Sirius Solar, LLC	Assistant Secretary
Sirius Solar, LLC	Vice President & Assistant Secretary
Skeleton Creek Energy Center, LLC	Assistant Secretary
Skeleton Creek Wind, LLC	Assistant Secretary
Sky River Wind Holdings, LLC	Vice President & Secretary
Sky River Wind, LLC	Assistant Secretary

Solar Holdings Portfolio 12, LLC	Assistant Secretary
Soldier Creek Wind, LLC	Assistant Secretary
Sonoran Solar Energy, LLC	Assistant Secretary
Sooner Wind, LLC	Assistant Secretary
South Lake Solar, LLC	Assistant Secretary
South Lake Solar, LLC	Vice President & Assistant Secretary
South Texas Energy Supply Holdings II, LLC	Secretary
South Texas Energy Supply Holdings, LLC	Secretary
South Texas Midstream Holdings, LLC	Assistant Secretary
South Texas Midstream, LLC	Assistant Secretary
South Texas Wind Holdings, LLC	Assistant Secretary
South Texas Wind Holdings, LLC	Vice President & Assistant Secretary
Southwest Atlanta Energy Storage, LLC	Assistant Secretary
Southwest Wind Class A Holdings, LLC	Assistant Secretary
Southwest Wind Funding, LLC	Assistant Secretary
Southwest Wind, LLC	Assistant Secretary
Sponsor Holdings, LLC	Assistant Secretary
Square Lake Holdings, Inc.	Assistant Secretary
SR Wind Holdings, LLC	Vice President & Secretary
Stargrass Class A Holdings, LLC	Assistant Secretary
Stargrass Funding, LLC	Assistant Secretary
Stargrass Funding, LLC	Vice President & Assistant Secretary
Stargrass Holdings, LLC	Assistant Secretary
Stargrass Holdings, LLC	Vice President & Assistant Secretary
Stargrass, LLC	Assistant Secretary
Steele Flats Wind Project, LLC	Assistant Secretary
Sterling Wind Class A Holdings, LLC	Assistant Secretary
Sterling Wind Funding, LLC	Assistant Secretary
Sterling Wind Holdings, LLC	Assistant Secretary
Sterling Wind, LLC	Assistant Secretary
Storey Bend Solar, LLC	Assistant Secretary
Storey Energy Center, LLC	Assistant Secretary
Story County Wind, LLC	Assistant Secretary
Story Wind, LLC	Assistant Secretary

Story Wind, LLC	Vice President & Assistant Secretary
Stuttgart Solar Holdings, LLC	Assistant Secretary
Stuttgart Solar, LLC	Assistant Secretary
Sullivan Street Investments, Inc.	Assistant Secretary
Sunlight Renewables Class A Holdings, LLC	Assistant Secretary
Sunlight Renewables Holdings, LLC	Vice President & Secretary
Sunlight Renewables, LLC	Assistant Secretary
Sunlight Storage II, LLC	Assistant Secretary
Sunlight Storage, LLC	Assistant Secretary
Swaggart Energy Transmission, LLC	Assistant Secretary
Swift Wind LP, ULC	Secretary
Swift Wind LP, ULC	Assistant Secretary
Taylor Creek Solar, LLC	Assistant Secretary
TET Holdings, LLC	Assistant Secretary
TET Holdings, LLC	Vice President & Assistant Secretary
Thaleia, LLC	Secretary
Thames Solar LP, ULC	Secretary
Thames Solar LP, ULC	Assistant Secretary
Three Waters Wind Farm, LLC	Assistant Secretary
Timberwolf Wind, LLC	Assistant Secretary
Titan Solar, LLC	Assistant Secretary
Topaz Wind Class A Holdings, LLC	Assistant Secretary
Topaz Wind Funding, LLC	Assistant Secretary
Topaz Wind Holdings, LLC	Assistant Secretary
Topaz Wind, LLC	Assistant Secretary
Torreillas Wind Energy, LLC	Assistant Secretary
Tower Associates, LLC	Assistant Secretary
Trailblazer Wind Class A Holdings, LLC	Assistant Secretary
Trailblazer Wind Funding, LLC	Assistant Secretary
Trailblazer Wind Holdings, LLC	Assistant Secretary
Trailblazer Wind, LLC	Assistant Secretary
Trans Bay Cable LLC	Secretary
Trans Bay Funding II LLC	Secretary
Transmission Services Holdings LLC	Secretary

Trelina Solar Energy Center, LLC	Assistant Secretary
Trinity Operating (USG), LLC	Assistant Secretary
Trout Lake I Solar LP, ULC	Secretary
Trout Lake I Solar LP, ULC	Assistant Secretary
Trout Lake II Solar LP, ULC	Secretary
Trout Lake II Solar LP, ULC	Assistant Secretary
Trout Lake III Solar LP, ULC	Secretary
Trout Lake III Solar LP, ULC	Assistant Secretary
Tsuga Pine Wind Holdings, LLC	Assistant Secretary
Tsuga Pine Wind Holdings, LLC	Vice President & Assistant Secretary
Tsuga Pine Wind, LLC	Assistant Secretary
Tsuga Pine Wind, LLC	Vice President & Assistant Secretary
Turquoise Sky Class A Holdings, LLC	Assistant Secretary
Turquoise Sky Funding, LLC	Assistant Secretary
Turquoise Sky Holdings, LLC	Assistant Secretary
Turquoise Sky, LLC	Assistant Secretary
Tuscola Wind II, LLC	Assistant Secretary
Tusk Wind Holdings II, LLC	Assistant Secretary
Tusk Wind Holdings III, LLC	Assistant Secretary
Tusk Wind Holdings IV, LLC	Assistant Secretary
Tusk Wind Holdings V, LLC	Assistant Secretary
Tusk Wind Holdings, LLC	Assistant Secretary
United HomeVu Holdings, LLC	Vice President & Secretary
United HomeVu Illinois, LLC	Vice President & Secretary
United HomeVu Kansas, LLC	Vice President & Secretary
United HomeVu Maryland, LLC	Vice President & Secretary
United HomeVu Michigan, LLC	Vice President & Secretary
United HomeVu Mississippi, LLC	Vice President & Secretary
United HomeVu Ohio, LLC	Vice President & Secretary
United HomeVu Tennessee, LLC	Vice President & Secretary
United HomeVu Texas, LLC	Vice President & Secretary
US Marcellus Gas Infrastructure, LLC	Assistant Secretary
US Southeastern Gas Infrastructure, LLC	Assistant Secretary
USA LNG Holdings, LLC	Assistant Secretary

USA RNG Holdings, LLC	Assistant Secretary
USG Barnett Midstream I, LLC	Assistant Secretary
USG Energy Gas Investment, LLC	Assistant Secretary
USG Energy Gas Producer Holdings, LLC	Assistant Secretary
USG Midstream Bakken I, LLC	Assistant Secretary
USG Midstream Haynesville Sands I, LLC	Assistant Secretary
USG Midstream Holdings, LLC	Assistant Secretary
USG Midstream Mississippian Lime I, LLC	Assistant Secretary
USG Properties Austin Chalk Holdings, LLC	Assistant Secretary
USG Properties Austin Chalk I, LLC	Assistant Secretary
USG Properties Austin Chalk II, LLC	Assistant Secretary
USG Properties Bakken Holdings, LLC	Assistant Secretary
USG Properties Bakken I, LLC	Assistant Secretary
USG Properties Bakken II, LLC	Assistant Secretary
USG Properties Barnett Holdings, LLC	Assistant Secretary
USG Properties Barnett II, LLC	Assistant Secretary
USG Properties Eagle Ford Holdings, LLC	Assistant Secretary
USG Properties Eagle Ford III, LLC	Assistant Secretary
USG Properties Eagle Ford IV, LLC	Assistant Secretary
USG Properties Granite Wash Holdings, LLC	Assistant Secretary
USG Properties Granite Wash I, LLC	Assistant Secretary
USG Properties Haynesville Sand I, LLC	Assistant Secretary
USG Properties Haynesville Sands Holdings, LLC	Assistant Secretary
USG Properties Haynesville, LLC	Assistant Secretary
USG Properties Jackfork Holdings, LLC	Assistant Secretary
USG Properties Jackfork I, LLC	Assistant Secretary
USG Properties Marcellus Holdings, LLC	Assistant Secretary
USG Properties Mississippian Lime Holdings, LLC	Assistant Secretary
USG Properties Mississippian Lime I, LLC	Assistant Secretary
USG Properties Mississippian Lime II, LLC	Assistant Secretary
USG Properties Niobrara Holdings, LLC	Assistant Secretary
USG Properties Permian Basin Holdings, LLC	Assistant Secretary
USG Properties Permian Basin I, LLC	Assistant Secretary

USG Properties Permian Basin II, LLC	Assistant Secretary
USG Properties Wilcox Holdings, LLC	Assistant Secretary
USG Properties Wilcox I, LLC	Assistant Secretary
USG Properties Woodford Holdings, LLC	Assistant Secretary
USG Properties Woodford I, LLC	Assistant Secretary
USG Properties Woodford II, LLC	Assistant Secretary
USG Surface Facilities Holdings, LLC	Assistant Secretary
USG Surface Facilities I, LLC	Assistant Secretary
USG Surface Facilities II, LLC	Assistant Secretary
USG Surface Facilities Mississippian Lime I, LLC	Assistant Secretary
USG Technology Holdings, LLC	Assistant Secretary
USG West Relay, LLC	Assistant Secretary
USG Wheatland Pipeline, LLC	Assistant Secretary
Usource, Inc.	Assistant Secretary
Vansycle II Portfolio, LLC	Vice President & Secretary
Vansycle II Wind, LLC	Assistant Secretary
Vansycle III Wind, LLC	Assistant Secretary
Vaquero Wind Class A Holdings, LLC	Assistant Secretary
Vaquero Wind Fundings, LLC	Assistant Secretary
Vaquero Wind Holdings, LLC	Assistant Secretary
Vaquero Wind, LLC	Assistant Secretary
Vasco Winds Holdings, LLC	Vice President & Secretary
Victory Renewables, LLC	Assistant Secretary
VMCLR Holdings, LLC	Assistant Secretary
W2 Solar Holdings, LLC	Vice President & Secretary
Waco Solar, LLC	Assistant Secretary
Walleye Wind, LLC	Assistant Secretary
Weatherford Wind, LLC	Assistant Secretary
Wessington Springs Wind, LLC	Assistant Secretary
Wessington Wind Energy Center, LLC	Assistant Secretary
Wessington Wind Energy Center, LLC	Vice President & Assistant Secretary
Western Wind Holdings, LLC	Assistant Secretary
Western Wind Holdings, LLC	Vice President & Assistant Secretary
Westside Solar, LLC	Assistant Secretary

Wheatridge Solar Energy Center, LLC	Assistant Secretary
Wheatridge Solar Portfolio, LLC	Vice President & Secretary
Wheatridge Wind Energy, LLC	Assistant Secretary
Wheatridge Wind Energy, LLC	Vice President & Assistant Secretary
Wheatridge Wind II, LLC	Assistant Secretary
Whiptail Wind, LLC	Assistant Secretary
White Mesa Holdings, LLC	Vice President & Assistant Secretary
White Mesa Wind, LLC	Assistant Secretary
White Oak B Company, LLC	Assistant Secretary
White Oak B Company, LLC	Vice President & Assistant Secretary
White Oak Energy Backleverage Holding, LLC	Assistant Secretary
White Oak Energy Backleverage Holding, LLC	Vice President & Assistant Secretary
White Oak Energy Funding Holding, LLC	Assistant Secretary
White Oak Energy Funding Holding, LLC	Vice President & Assistant Secretary
White Oak Energy Funding, LLC	Assistant Secretary
White Oak Energy Funding, LLC	Vice President & Assistant Secretary
White Oak Energy Holdings, LLC	Assistant Secretary
White Oak Solar, LLC	Assistant Secretary
White Pine Solar, LLC	Assistant Secretary
Whitney Point Solar, LLC	Assistant Secretary
Wild Plains Wind Project, LLC	Assistant Secretary
Wild Prairie Wind Holdings, LLC	Assistant Secretary
Wild Prairie Wind Holdings, LLC	Vice President & Assistant Secretary
Wild Prairie Wind, LLC	Assistant Secretary
Wild Prairie Wind, LLC	Vice President & Assistant Secretary
Wildcat Ranch Wind Project, LLC	Assistant Secretary
Wildflower Wind Class A Holdings, LLC	Assistant Secretary
Wildflower Wind Funding, LLC	Assistant Secretary
Wildflower Wind Holdings, LLC	Assistant Secretary
Wildflower Wind Portfolio, LLC	Assistant Secretary
Wildflower Wind, LLC	Assistant Secretary
Wilmot Energy Center, LLC	Assistant Secretary
Wilton Wind Energy I, LLC	Assistant Secretary
Wilton Wind Energy II, LLC	Assistant Secretary

Wilton Wind II, LLC	Assistant Secretary
Wilton Wind II, LLC	Vice President & Assistant Secretary
Wind Holdings, Inc.	Assistant Secretary
Windpower Partners 1994, LLC	Vice President & Assistant Secretary
Windstar Portfolio, LLC	Vice President & Secretary
Wolf Ridge Wind Energy, LLC	Assistant Secretary
Wolf Ridge Wind, LLC	Assistant Secretary
Wolf Ridge Wind, LLC	Vice President & Assistant Secretary
Woods Wind Class A Holdings, LLC	Assistant Secretary
Woods Wind Funding, LLC	Assistant Secretary
Woods Wind Holdings, LLC	Assistant Secretary
Woods Wind, LLC	Assistant Secretary
Woodward Mountain Wind, LLC	Assistant Secretary
WPP 1993 Holdings, LLC	Vice President & Secretary
WSGP Gas Producing (Arkoma), LLC	Assistant Secretary
WSGP Gas Producing, LLC	Assistant Secretary
Yellow Pine Energy Center I, LLC	Assistant Secretary
Yellow Pine Energy Center II, LLC	Assistant Secretary
Yellow Pine Solar II, LLC	Assistant Secretary
Yellow Pine Solar, LLC	Assistant Secretary
Young Wind, LLC	Assistant Secretary
Zephyrus Wind LP, ULC	Secretary
Zephyrus Wind LP, ULC	Assistant Secretary

Maltz Jupiter Theater (a non-profit charity)

Director

1001 East Indiantown Road, Jupiter, FL 33477

Robert Coffey

Vice President & Chief Nuclear Officer

Entity	Title	Address (other than 700 Universe, Blvd., Juno Beach, FL 33408)
NextEra Energy, Inc.	Executive Vice President, Nuclear Division & Chief Nuclear Officer	
NextEra Energy Duane Arnold, LLC	Vice President & Chief Nuclear Officer	
NextEra Energy Nuclear Support Market Resources, LLC	Vice President & Chief Nuclear Officer	
NextEra Energy Seabrook, LLC	Vice President & Chief Nuclear Officer	
NextEra Energy Point Beach, LLC	Vice President & Chief Nuclear Officer	

Terrell Kirk Crews II**Director, Executive Vice President, Finance and Chief Financial Officer**

Entity	Title	Address (other than 700 Universe Blvd., Juno Beach, FL 33408)
700 Universe III, LLC	Vice President & Chief Financial Officer	
700 Universe, LLC	Vice President & Chief Financial Officer	
Alandco Inc.	President	
ALDH Realty Holdings, LLC	President	
Common Unit Holdings, LLC	Vice President	
Contra Costa Capital, LLC	Vice President	
Data Center Logistics, LLC	President	
EFH Merger Co., LLC	Chief Financial Officer	
EMB Investments, Inc.	President	
FN Investments, LLC	President	
FPL Investments, LLC	President	
FPL Recovery Funding LLC	President	
KPB Financial Corp.	President	
MBWGD Holdings, LLC	Vice President	
MBWGD Investments, LLC	Vice President	
Napa Capital Holdings, LLC	Vice President	
NextEra Energy Capital Holdings, Inc.	Director	
NextEra Energy Capital Holdings, Inc.	Senior Vice President, Finance & Chief Financial Officer	
NextEra Energy Equity Partners GP, LLC	Chief Financial Officer	
NextEra Energy Foundation, Inc.	Director	
NextEra Energy Foundation, Inc.	Vice President	
NextEra Energy Investments Solutions, LLC	Vice President	
NextEra Energy Investments, LLC	Vice President	
NextEra Energy Operating Partners GP, LLC	Vice President	
NextEra Energy Partners GP, Inc.	Director	
NextEra Energy Partners GP, Inc.	Chief Financial Officer	
NextEra Energy Partners, LP	Director	
NextEra Energy Partners, LP	Chief Financial Officer	
NextEra Energy, Inc.	Executive Vice President, Finance & Chief Financial Officer	

Entity	Title	Address (other than 700 Universe Blvd., Juno Beach, FL 33408)
237 State Route 96 Site 1, LLC	Vice President	
237 State Route 96 Site 2, LLC	Vice President	
4263766 Canada Inc.	Vice President	
45 North Solar, LLC	Vice President	
700 Universe II, LLC	Vice President & Treasurer	
700 Universe III, LLC	Treasurer	
700 Universe, LLC	Treasurer	
87th Street Energy Storage, LLC	Vice President	
Adams County Wind Holdings, LLC	Vice President	
Adams County Wind, LLC	Vice President	
Adelanto Solar Funding, LLC	Vice President	
Adelanto Solar Holdings, LLC	Vice President	
Adelanto Solar II, LLC	Vice President	
Adelanto Solar, LLC	Vice President	
Alandco Inc.	Vice President & Treasurer	
ALDH Realty Holdings, LLC	Vice President & Treasurer	
Allons Solar, LLC	Vice President	
Alta Wind VIII, LLC	Vice President	
Altamont Power LLC	Vice President	
Amber Meadow Solar, LLC	Vice President	
Amber Waves Wind, LLC	Vice President	
Amite Solar, LLC	Vice President	
Antelope Gap Wind, LLC	Vice President	
Anticline Energy Storage, LLC	Vice President	
Anticline Wind Holdings, LLC	Vice President	
Anticline Wind, LLC	Vice President	
Appaloosa Run Wind, LLC	Vice President	
Apple Tree Knot, LLC	Vice President	
Appleseed Solar, LLC	Vice President	
Aquei Development WRF FM Drive LLC	Vice President	

Aquei Operating Company LLC	Vice President
Aquei Technologies LLC	Vice President
Aquilo Holdings LP, ULC	Vice President
Aquilo LP, ULC	Vice President
Arboleda Energy Storage, LLC	Vice President
Arlington Cereal City Funding, LLC	Vice President
Arlington Cereal City Holdings, LLC	Vice President
Arlington Class A Holdings I, LLC	Vice President
Arlington Class A Holdings II, LLC	Vice President
Arlington Energy Center I, LLC	Vice President
Arlington Energy Center II, LLC	Vice President
Arlington Energy Center III, LLC	Vice President
Arlington Energy Center Portfolio, LLC	Vice President
Arlington Holdings II, LLC	Vice President
Arlington III Class A Holdings I, LLC	Vice President
Arlington III Class A Holdings II, LLC	Vice President
Arlington Portfolio II Holdings, LLC	Vice President
Arlington Solar, LLC	Vice President
Armadillo Flats Wind Project, LLC	Vice President
Asher Class A Holdings, LLC	Vice President
Asher Funding, LLC	Vice President
Asher Portfolio, LLC	Vice President
Asher, LLC	Vice President
Ashtabula Wind I, LLC	Vice President
Ashtabula Wind II, LLC	Vice President
Ashtabula Wind III, LLC	Vice President
Ashtabula Wind IV, LLC	Vice President
Avalon Sands Class A Holdings, LLC	Vice President
Avalon Sands Funding, LLC	Vice President
Avalon Sands Holdings, LLC	Vice President
Avalon Sands, LLC	Vice President
Avocet Solar, LLC	Vice President
Avon Solar Farm, LLC	Vice President
Babbitt Ranch Energy Center, LLC	Vice President

Baldo Solutions, LLC	Vice President
Baldwin County Solar, LLC	Vice President
Baldwin Wind Energy, LLC	Vice President
Barrett Repowering, LLC	Vice President
Battersea Solar LP, ULC	Vice President
Battery Testing and Modeling, LLC	Vice President
Baxley Solar, LLC	Vice President
Bay Area Transmission Holdings, LLC	Vice President
Bay Eport 1, LLC	Vice President
Bayhawk Wind Holdings, LLC	Vice President
Bayhawk Wind, LLC	Vice President
Beargrass Wind Class A Holdings, LLC	Vice President
Beargrass Wind Funding, LLC	Vice President
Beargrass Wind Holdings, LLC	Vice President
Beargrass Wind, LLC	Vice President
Beaver Creek Solar, LLC	Vice President
Beech Hill Solar, LLC	Vice President
Beecher Solar, LLC	Vice President
Beechwood Split, LLC	Vice President
Beezley Hill Energy Center, LLC	Vice President
Bell Ridge Solar Class A Holdings, LLC	Vice President
Bell Ridge Solar Funding, LLC	Vice President
Bell Ridge Solar Holdings, LLC	Vice President
Bell Ridge Solar, LLC	Vice President
Bellefonte Solar, LLC	Vice President
Bellflower-Lenoir Solar, LLC	Vice President
Belmont Energy Center, LLC	Vice President
Beltran Solar, LLC	Vice President
Benton Solar, LLC	Vice President
Big Blue Nebraska Wind, LLC	Vice President
Big Cypress Solar Holdings, LLC	Vice President
Big Cypress Solar, LLC	Vice President
Big Pasture Ranch Solar, LLC	Vice President
Birch Bay Energy Storage, LLC	Vice President

Birch Solar Wisconsin, LLC	Vice President
Birmingham Energy Storage, LLC	Vice President
Black Hill Point Energy Center, LLC	Vice President
Black Water Tea, LLC	Vice President
Blackburn Solar, LLC	Vice President
Blackwell Wind Energy, LLC	Vice President
Blazing Trail Wind I, LLC	Vice President
Blazing Trail Wind II, LLC	Vice President
Blue Grama Wind, LLC	Vice President
Blue Indigo Solar, LLC	Vice President
Blue Iris Wind Holdings, LLC	Vice President
Blue Iris Wind, LLC	Vice President
Blue Prairie Wind, LLC	Vice President
Blue Ridge Solar, LLC	Vice President
Blue Summit I Wind, LLC	Vice President
Blue Summit II Storage, LLC	Vice President
Blue Summit II Wind, LLC	Vice President
Blue Summit III Wind, LLC	Vice President
Blue Summit Interconnection, LLC	Vice President
Blue Summit Storage, LLC	Vice President
Blue Wind Holdings, LLC	Vice President
Bluebell Solar Class A Holdings II, LLC	Vice President
Bluebell Solar Funding II, LLC	Vice President
Bluebell Solar Holdings II, LLC	Vice President
Bluebell Solar II, LLC	Vice President
Bluebell Solar, LLC	Vice President
Bluestar Solar, LLC	Vice President
Blythe IV Storage, LLC	Vice President
Blythe Solar 110, LLC	Vice President
Blythe Solar Funding II, LLC	Vice President
Blythe Solar Funding, LLC	Vice President
Blythe Solar Holdings II, LLC	Vice President
Blythe Solar Holdings, LLC	Vice President
Blythe Solar II, LLC	Vice President

Blythe Solar III, LLC	Vice President
Blythe Solar IV, LLC	Vice President
Bodhi I Solar, LLC	Vice President
Boggy Branch Solar, LLC	Vice President
Bonita Wind, LLC	Vice President
Borderlands Wind Holdings, LLC	Vice President
Borderlands Wind, LLC	Vice President
Bornish Wind BC Holdings, ULC	Vice President
Bornish Wind Funding GP, LLC	Vice President
Bornish Wind Funding GP, ULC	Vice President
Bornish Wind GP, LLC	Vice President
Bornish Wind GP, ULC	Vice President
Boulevard Gas Associates, LLC	Vice President
Brady Interconnection, LLC	Vice President
Brady Wind II, LLC	Vice President
Brady Wind, LLC	Vice President
Breckinridge Energy Storage, LLC	Vice President
Breckinridge Wind Class A Holdings, LLC	Vice President
Breckinridge Wind Project, LLC	Vice President
Brevard Energy LLC	Vice President
Brickyard Solar, LLC	Vice President
Bright Wind Class A Holdings, LLC	Vice President
Bright Wind Funding, LLC	Vice President
Bright Wind Holdings, LLC	Vice President
Bright Wind Portfolio, LLC	Vice President
Bright Wind, LLC	Vice President
Brokaw Solar, LLC	Vice President
Bronco Plains Solar, LLC	Vice President
Bronco Plains Wind II, LLC	Vice President
Bronco Plains Wind, LLC	Vice President
Bronson Solar, LLC	Vice President
Brooker Trail Solar, LLC	Vice President
Brookview Solar I, LLC	Vice President
BSGA Gas Producing, LLC	Vice President

BT Fairview Solar, LLC	Vice President
BT Hickerson Solar, LLC	Vice President
Buena Vista Energy Center III, LLC	Vice President
Buena Vista Energy Center, LLC	Vice President
Buena Vista Energy Holdings, LLC	Vice President
Buffalo Jump Wind, LLC	Vice President
Buffalo Ridge Wind Energy, LLC	Vice President
Buffalo Ridge Wind, LLC	Vice President
Buffalo Trail Solar LP, ULC	Vice President
Bullfrog Creek Solar, LLC	Vice President
Bullitt Bend Solar, LLC	Vice President
Burton Hill Solar, LLC	Vice President
Butler Ridge Wind Energy Center, LLC	Vice President
Buxton Creek Solar, LLC	Vice President
CA BTM Energy Storage, LLC	Vice President
CA Energy Storage Holdings, LLC	Vice President
Cabo Solar Farm, LLC	Vice President
Caddeaux Gathering, LLC	Vice President
Cadia Wind, LLC	Vice President
Callahan Wind Divide, LLC	Vice President
Campbell Creek Energy Center, LLC	Vice President
Cantaloupe Solar Holdings, LLC	Vice President
Canyon Wind Energy, LLC	Vice President
Canyon Wind Farm, LLC	Vice President
Canyon Wind Holdings, LLC	Vice President
Canyon Wind II, LLC	Vice President
Cap Ridge Interconnection, LLC	Vice President
Cap Ridge Wind I, LLC	Vice President
Cap Ridge Wind II, LLC	Vice President
Cap Ridge Wind III, LLC	Vice President
Cap Ridge Wind IV, LLC	Vice President
Capon Solar, LLC	Vice President
Capricorn Bell Interconnection, LLC	Vice President
Cardinal Solar, LLC	Vice President

Carol Renewable Energy Holdings, LLC	Vice President
Carol Renewable Energy, LLC	Vice President
Carol Solar, LLC	Vice President
Carousel Wind Farm, LLC	Vice President
Carousel Wind Holdings, LLC	Vice President
Carousel Wind II, LLC	Vice President
Carousel Wind III, LLC	Vice President
Carpenter Creek Wind, LLC	Vice President
Casa Mesa Wind Investments, LLC	Vice President
Casa Mesa Wind, LLC	Vice President
Cass County Solar Nebraska, LLC	Vice President
Cater Solar, LLC	Vice President
Catskill View Solar, LLC	Vice President
Cattle Ridge Wind Farm, LLC	Vice President
Cattle Ridge Wind Holdings, LLC	Vice President
Cattle Run, LLC	Vice President
Cavalry Energy Center Holdings, LLC	Vice President
Cavalry Energy Center, LLC	Vice President
Cedar Bay Generating Company, LLC	Vice President & Treasurer
Cedar Bluff Wind, LLC	Vice President
Cedar River Transmission, LLC	Vice President
Cedar Springs Energy Storage IV, LLC	Vice President
Cedar Springs Transmission LLC	Vice President
Cedar Springs Wind Holdings, LLC	Vice President
Cedar Springs Wind III, LLC	Vice President
Cedar Springs Wind IV, LLC	Vice President
Cedar Springs Wind, LLC	Vice President
Centennial Wind Funding, LLC	Vice President
Centennial Wind Holdings, LLC	Vice President
Centennial Wind, LLC	Vice President
Central Midway Class A Holdings, LLC	Vice President
Central Midway Funding, LLC	Vice President
Central Midway Holdings, LLC	Vice President
Central Midway, LLC	Vice President

Central Scott Solar, LLC	Vice President
Century Oaks Energy Storage, LLC	Vice President
Cereal City Holdings, LLC	Vice President
Cereal City Solar, LLC	Vice President
Cerro Gordo Wind, LLC	Vice President
Chariot Solar, LLC	Vice President
Charlie Creek Wind Farm LLC	Vice President
Chaves County Solar Holdings, LLC	Vice President
Chaves County Solar II Holdings, LLC	Vice President
Chaves County Solar II, LLC	Vice President
Chaves County Solar, LLC	Vice President
Chemult Energy Center, LLC	Vice President
Cherry Ridge Solar, LLC	Vice President
Cherrywood Solar I, LLC	Vice President
Chesapeake Solar Project, LLC	Vice President
Cheyenne Wind, LLC	Vice President
Chickadee Energy Center, LLC	Vice President
Chicot Solar Holdings, LLC	Vice President
Chicot Solar, LLC	Vice President
Chinook Solar, LLC	Vice President
Chugwater Wind, LLC	Vice President
Cimarron Energy Storage, LLC	Vice President
Cimarron Wind Energy Holdings II, LLC	Vice President
Cimarron Wind Energy Holdings, LLC	Vice President
Cimarron Wind Energy, LLC	Vice President
Circleville Solar, LLC	Vice President
Clarabelle I Solar LP, ULC	Vice President
Clarabelle II Solar LP, ULC	Vice President
Clarabelle III Solar LP, ULC	Vice President
Clarkston Energy Center, LLC	Vice President
Claverack Creek Solar, LLC	Vice President
Clay County Solar, LLC	Vice President
Clayton Wind, LLC	Vice President
Clean Energy Marketing and Insights, LLC	Vice President

Clean Energy Solutions Acquisitions, LLC	Vice President
Clean Energy Solutions Consulting, LLC	Vice President
Clearwater Energy Resources LLC	Vice President
Clearwater Energy Storage I, LLC	Vice President
Clearwater Wind East, LLC	Vice President
Clearwater Wind Holdings, LLC	Vice President
Clearwater Wind I, LLC	Vice President
Clearwater Wind II, LLC	Vice President
Clearwater Wind III, LLC	Vice President
Clinton County Wind, LLC	Vice President
Clover Creek Holdings, LLC	Vice President
Cloverleaf Solar, LLC	Vice President
Coastal Prairie Solar, LLC	Vice President
Coffee County LFG, LLC	Vice President
Coldwater Creek Wind Energy, LLC	Vice President
Collins Energy Center, LLC	Vice President
Columbus Energy Storage, LLC	Vice President
Colwich Solar, LLC	Vice President
Comanche RNG Holdings, LLC	Vice President
Common Unit Holdings, LLC	Treasurer
Compadre Energy Storage, LLC	Vice President
Compadre Solar, LLC	Vice President
Constitution Solar, LLC	Vice President
Cool Springs Solar, LLC	Vice President
Coolidge Solar I, LLC	Vice President
Coram California Development, L.P.	Vice President
Coram Energy LLC	Vice President
Coram Tehachapi, LLC	Vice President
Corby Energy Storage, LLC	Vice President
Cordukes Solar LP, ULC	Vice President
Core Solar SPV VII, LLC	Vice President
Core Solar SPV XIX, LLC	Vice President
Cortland Energy Center, LLC	Vice President
Costigan Wind LP, ULC	Vice President

Cottonmouth Ranch Solar, LLC	Vice President
Cottonwood Wind Project Holdings, LLC	Vice President
Cottonwood Wind Project, LLC	Vice President
County Line Solar, LLC	Vice President
Cowboy Solar, LLC	Vice President
Cowley Solar, LLC	Vice President
CP II CAD Holdings LP GP, LLC	Vice President
CP II Funding GP, LLC	Vice President
CP II Funding GP, ULC	Vice President
CP II Holdings GP, Inc.	Vice President
CP II Holdings LP GP, ULC	Vice President
CP II Holdings LP, ULC	Vice President
Crosley Energy Center, LLC	Vice President
Crow Creek Solar, LLC	Vice President
Crowder Wind, LLC	Vice President
Crowned Ridge Bess Interconnection, LLC	Vice President
Crowned Ridge Energy Storage I, LLC	Vice President
Crowned Ridge Energy Storage II Holdings, LLC	Vice President
Crowned Ridge Energy Storage II, LLC	Vice President
Crowned Ridge Interconnection, LLC	Vice President
Crowned Ridge Wind III, LLC	Vice President
Crowned Ridge Wind, LLC	Vice President
Crystal Lake Wind Energy I, LLC	Vice President
Crystal Lake Wind Energy II, LLC	Vice President
Crystal Lake Wind Energy III, LLC	Vice President
Cumberland Wind, LLC	Vice President
Cutler Brothers Class A Holdings, LLC	Vice President
Cutler Brothers Funding, LLC	Vice President
Cutler Brothers Holdings, LLC	Vice President
Cutler Brothers, LLC	Vice President
Cypress Solar Energy, LLC	Vice President
Dallas County Solar, LLC	Vice President
Data Center Investments, LLC	Vice President
Data Center Logistics, LLC	Vice President & Treasurer

Davenport Solar, LLC	Vice President
Dawn Land Solar, LLC	Vice President
Day County Wind I, LLC	Vice President
Day County Wind II, LLC	Vice President
DCI Operating Co. 1, LLC	Vice President
DCI Operating Co. 2, LLC	Vice President
DCRBN Ventures Development & Acquisition, LLC	Vice President
DCRBN Ventures, LLC	Vice President
Decatur Solar Energy Center, LLC	Vice President
Declaration Energy Center, LLC	Vice President
Descendant Ranch Energy Center, LLC	Vice President
Desert Peak Energy Center, LLC	Vice President
Desert Peak Energy Storage I, LLC	Vice President
Desert Peak Energy Storage II, LLC	Vice President
Desert Peak Energy Storage III, LLC	Vice President
Desert Sands Energy Center, LLC	Vice President
Desert Sands Energy Storage I, LLC	Vice President
Desert Sands Energy Storage II, LLC	Vice President
Desert Sunlight 250, LLC	Vice President
Desert Sunlight 300, LLC	Vice President
Desert Sunlight Holdings, LLC	Vice President
Dew Drop Solar, LLC	Vice President
DG 1 Acquisition Co., LLC	Vice President
DG 1, LLC	Vice President
DG ACWD I, LLC	Vice President
DG Adams Road, LLC	Vice President
DG Alameda Solar, LLC	Vice President
DG Alameda, LLC	Vice President
DG Amaze New Jersey, LLC	Vice President
DG Amaze, LLC	Vice President
DG AMP Solar, LLC	Vice President
DG Angleton, LLC	Vice President
DG Arboretum, LLC	Vice President

DG Barton, LLC	Vice President
DG Bella II, LLC	Vice President
DG Bellevue, LLC	Vice President
DG Blooming Grove Solar, LLC	Vice President
DG BOT Engineering & Construction, LLC	Vice President
DG BOT O&M Services, LLC	Vice President
DG Bruin, LLC	Vice President
DG Build Transfer Holdings, LLC	Vice President
DG California Solar, LLC	Vice President
DG Camden, LLC	Vice President
DG Capron, LLC	Vice President
DG Carr Road, LLC	Vice President
DG Central 1, LLC	Vice President
DG Central Holdings, LLC	Vice President
DG Central NJ Solar, LLC	Vice President
DG Charleston BTM, LLC	Vice President
DG Cherry Hill, LLC	Vice President
DG CHP Holdings, LLC	Vice President
DG CHP NJ I, LLC	Vice President
DG CHP NJ II, LLC	Vice President
DG Clean Energy Solutions, LLC	Vice President
DG Coldwater MI, LLC	Vice President
DG Colonial, LLC	Vice President
DG Colorado Solar, LLC	Vice President
DG Columbus Jackson Pike, LLC	Vice President
DG Columbus Solar, LLC	Vice President
DG Columbus Southerly, LLC	Vice President
DG Concession Holdings, LLC	Vice President
DG Connecticut Solar II, LLC	Vice President
DG Connecticut Solar III, LLC	Vice President
DG County Line, LLC	Vice President
DG Development & Acquisition, LLC	Vice President
DG Eagle Creek, LLC	Vice President
DG East St Louis BTM, LLC	Vice President

DG Egypt, LLC	Vice President
DG Elysian Lake, LLC	Vice President
DG Empire Bright, LLC	Vice President
DG Empire Lumen 2023, LLC	Vice President
DG Empire Shine, LLC	Vice President
DG Empire Sun, LLC	Vice President
DG Fairleigh, LLC	Vice President
DG Farmer City, LLC	Vice President
DG Fawn Lake, LLC	Vice President
DG Fuel Cell, LLC	Vice President
DG Gaines, LLC	Vice President
DG Galesburg, LLC	Vice President
DG Gamma, LLC	Vice President
DG George Millard, LLC	Vice President
DG Green Arrow, LLC	Vice President
DG GSA Solar, LLC	Vice President
DG H2CA, LLC	Vice President
DG Halladay I, LLC	Vice President
DG Halladay II, LLC	Vice President
DG Harlem, LLC	Vice President
DG Hartford BTM, LLC	Vice President
DG Harvest 2023, LLC	Vice President
DG Harvest Solar, LLC	Vice President
DG Hydra, LLC	Vice President
DG Illinois BTM, LLC	Vice President
DG Illinois CS 2023, LLC	Vice President
DG Illinois CS, LLC	Vice President
DG Illinois Solar, LLC	Vice President
DG Investment Holdings, LLC	Vice President
DG Jamboree, LLC	Vice President
DG Josephine, LLC	Vice President
DG Kendall, LLC	Vice President
DG Kenmore, LLC	Vice President
DG Kern Ridge, LLC	Vice President

DG Kirkland, LLC	Vice President
DG Kosci, LLC	Vice President
DG Lake Road, LLC	Vice President
DG Lana'i, LLC	Vice President
DG LeRay, LLC	Vice President
DG LF Portfolio 2020, LLC	Vice President
DG LF Solar, LLC	Vice President
DG Linden New Jersey, LLC	Vice President
DG Linear West I, LLC	Vice President
DG MAC Holdings, LLC	Vice President
DG Maine CS, LLC	Vice President
DG Marching Arrow, LLC	Vice President
DG Marshall MI, LLC	Vice President
DG Massachusetts CS 2021, LLC	Vice President
DG Massachusetts CS, LLC	Vice President
DG Maumee, LLC	Vice President
DG Memphis, LLC	Vice President
DG Meridian Solar, LLC	Vice President
DG Mill Branch, LLC	Vice President
DG Minnesota CS 2021, LLC	Vice President
DG Minnesota CS II, LLC	Vice President
DG Minnesota CSG 1, LLC	Vice President
DG Minnesota CSG, LLC	Vice President
DG Moorman Creek, LLC	Vice President
DG MSPG KR, LLC	Vice President
DG NE Holdings, LLC	Vice President
DG Nebraska Energy Storage, LLC	Vice President
DG New Jersey CS, LLC	Vice President
DG New Jersey K Int Rooftop CS, LLC	Vice President
DG New Jersey MSP CS, LLC	Vice President
DG New Jersey Solar, LLC	Vice President
DG New Jersey THP Rooftop CS, LLC	Vice President
DG New Mexico CS, LLC	Vice President
DG New York CS II, LLC	Vice President

DG New York CS III, LLC	Vice President
DG New York CS IV, LLC	Vice President
DG New York CS V, LLC	Vice President
DG New York CS, LLC	Vice President
DG New York Energy Storage, LLC	Vice President
DG New York Solar, LLC	Vice President
DG NF Northeast 1, LLC	Vice President
DG NF West 1, LLC	Vice President
DG NH Seabrook, LLC	Vice President
DG Niagara, LLC	Vice President
DG North Brunswick Solar II, LLC	Vice President
DG North Carolina WaterHub, LLC	Vice President
DG Northeast 2020 Holdings, LLC	Vice President
DG Northeast 21, LLC	Vice President
DG Northeast Solar II, LLC	Vice President
DG Northeast Solar III, LLC	Vice President
DG Northeast Solar, LLC	Vice President
DG NY Collamer, LLC	Vice President
DG NY CS Garstar 2023, LLC	Vice President
DG NY CS Seable 2023, LLC	Vice President
DG NY CS Timelight 2023, LLC	Vice President
DG Oak Orchard, LLC	Vice President
DG Ohio CS, LLC	Vice President
DG Oregon CS I, LLC	Vice President
DG Oriskany Airport, LLC	Vice President
DG Orleans, LLC	Vice President
DG Outback Acres Solar, LLC	Vice President
DG Penwell North, LLC	Vice President
DG Pierpont, LLC	Vice President
DG Pontiac, LLC	Vice President
DG Portfolio 2019 Holdings, LLC	Vice President
DG Portfolio 2019, LLC	Vice President
DG Portfolio 2021 Holdings, LLC	Vice President
DG Portfolio 2021, LLC	Vice President

DG Portfolio 2023 Holdings, LLC	Vice President
DG Portfolio 2023, LLC	Vice President
DG Portfolio Acquisition, LLC	Vice President
DG Primrose Nail, LLC	Vice President
DG Project Construction Co., LLC	Vice President
DG Regulus, LLC	Vice President
DG Revolution, LLC	Vice President
DG Rhode Island Solar, LLC	Vice President
DG Richmond, LLC	Vice President
DG Riley Road, LLC	Vice President
DG Robinson BTM, LLC	Vice President
DG Rodeo Solar, LLC	Vice President
DG Rolling Hills, LLC	Vice President
DG Roxana BTM, LLC	Vice President
DG Roxana CS, LLC	Vice President
DG Royalton, LLC	Vice President
DG San Ardo, LLC	Vice President
DG Sand Prairie, LLC	Vice President
DG SB Holdings, LLC	Vice President
DG Southwest Solar Portfolio 2019, LLC	Vice President
DG Spartan Solar, LLC	Vice President
DG SUNY Solar 1, LLC	Vice President
DG Texas WaterHub II, LLC	Vice President
DG Texas WaterHub, LLC	Vice President
DG Townline, LLC	Vice President
DG Troupsburg, LLC	Vice President
DG VEMV, LLC	Vice President
DG Vermont Solar, LLC	Vice President
DG Virginia CS, LLC	Vice President
DG Waipio, LLC	Vice President
DG Waterport, LLC	Vice President
DG West 1, LLC	Vice President
DG West 2021, LLC	Vice President
DG West 2023, LLC	Vice President

DG West Holdings, LLC	Vice President
DG West River, LLC	Vice President
DG West Valley Solar, LLC	Vice President
DG Wheatfield II, LLC	Vice President
DG Willowbrook, LLC	Vice President
DG WM Simi, LLC	Vice President
DG Wood River, LLC	Vice President
DG Woodbury Solar, LLC	Vice President
DG Woodward Energy Storage, LLC	Vice President
Diamondback Solar, LLC	Vice President
Dinosolar Holdings, LLC	Vice President
Dinosolar, LLC	Vice President
Distributed Energy Storage Associates, LLC	Vice President
Diver Solar, LLC	Vice President
Dodge County Wind, LLC	Vice President
Dodge Flat Energy Center, LLC	Vice President
Dodge Flat Energy Storage, LLC	Vice President
Dodge Flat Solar, LLC	Vice President
Dog Valley Solar, LLC	Vice President
Dogwood Wind Holdings, LLC	Vice President
Dogwood Wind, LLC	Vice President
Dogwood-Newberry Solar, LLC	Vice President
Dominguez Grid II, LLC	Vice President
Dominguez Grid, LLC	Vice President
Dooly Solar, LLC	Vice President
Dos Palmas Energy Storage, LLC	Vice President
Dothan Solar, LLC	Vice President
Dougherty County Solar LLC	Vice President
Dry Falls Energy Center, LLC	Vice President
Dry Lake East Energy Center II, LLC	Vice President
Dry Lake East Energy Center, LLC	Vice President
Dry Land Prairie Solar, LLC	Vice President
Duane Arnold Solar Holdings, LLC	Vice President
Duane Arnold Solar II, LLC	Vice President

Duane Arnold Solar III, LLC	Vice President
Duane Arnold Solar IV, LLC	Vice President
Duane Arnold Solar V, LLC	Vice President
Duane Arnold Solar, LLC	Vice President
Duane Arnold Solar, LLC	Vice President
Dunn Wind, LLC	Vice President
Dunns Bridge Energy Storage, LLC	Vice President
Dunns Bridge Holdings II, LLC	Vice President
Dunns Bridge Holdings, LLC	Vice President
Dunns Bridge Solar Center, LLC (Historic Record)	Vice President
Dunns Bridge Solar II, LLC	Vice President
Dunns Bridge Solar LLC	Vice President
Dusty Rose Wind, LLC	Vice President
Eagle Crest Energy Acquisitions, LLC	Vice President
Eagle Road Solar, LLC	Vice President
East Durham Wind BC Holdings, ULC	Vice President
East Durham Wind Funding GP, LLC	Vice President
East Durham Wind Funding GP, ULC	Vice President
East Durham Wind GP, LLC	Vice President
East Durham Wind GP, ULC	Vice President
East Field Energy Storage, LLC	Vice President
East Light Energy Center, LLC	Vice President
East Point Energy Center, LLC	Vice President
Eastern Landfill Gas, LLC	Vice President
EBBB Holdings, LLC	Vice President
EBBB Portfolio, LLC	Vice President
Echo Divide Wind Holdings, LLC	Vice President
Echo Divide Wind, LLC	Vice President
Edmondson Ranch Wind Holdings, LLC	Vice President
EFH Merger Co., LLC	Treasurer
Eight Point Wind, LLC	Vice President
eIQ Advisors, LLC	Vice President
eIQ Mobility, Inc.	Vice President
Elderberry Solar, LLC	Vice President

Elk City II Wind Funding, LLC	Vice President
Elk City Renewables II, LLC	Vice President
Elk City Sholes Holdings, LLC	Vice President
Elk City Wind Holdings III, LLC	Vice President
Elk City Wind III, LLC	Vice President
Elk City Wind, LLC	Vice President
Elk Mountain Wind Energy, LLC	Vice President
Elmira Energy Storage GP, LLC	Vice President
Elmira Energy Storage GP, ULC	Vice President
Elmira Energy Storage LP, ULC	Vice President
Elmsthorpe Wind LP, ULC	Vice President
Elora Solar, LLC	Vice President
Eloy Valley Energy Center II, LLC	Vice President
Eloy Valley Energy Center III, LLC	Vice President
Eloy Valley Energy Center, LLC	Vice President
EMB Investments, Inc.	Vice President & Treasurer
Emerald Breeze Class A Holdings, LLC	Vice President
Emerald Breeze Funding, LLC	Vice President
Emerald Breeze Holdings, LLC	Vice President
Emerald Breeze, LLC	Vice President
Emmons-Logan Wind Class A Holdings, LLC	Vice President
Emmons-Logan Wind Funding, LLC	Vice President
Emmons-Logan Wind Holdings, LLC	Vice President
Emmons-Logan Wind II, LLC	Vice President
Emmons-Logan Wind Interconnection, LLC	Vice President
Emmons-Logan Wind Portfolio, LLC	Vice President
Emmons-Logan Wind, LLC	Vice President
Endeavor Wind I, LLC	Vice President
Endeavor Wind II, LLC	Vice President
Energy Storage Holdings, LLC	Vice President
Energy Storage Projects (Distributed), LLC	Vice President
Energy Storage Projects (Utility), LLC	Vice President
Energy Storage Systems Holdings, LLC	Vice President
Enfield Solar, LLC	Vice President

Ensign Wind Energy, LLC	Vice President
Erath County Solar, LLC	Vice President
ESI Altamont Acquisitions, Inc.	Vice President
ESI Bay Area GP, Inc.	Vice President
ESI Bay Area, Inc.	Vice President
ESI Energy, LLC	Treasurer
ESI Northeast Energy GP, LLC	Vice President
ESI Northeast Energy LP, LLC	Vice President
ESI Northeast Fuel Management, Inc.	Vice President
ESI Tehachapi Acquisitions, Inc.	Vice President
ESI Vansycle GP, Inc.	Vice President
ESI Vansycle LP, Inc.	Vice President
ESI West Texas Energy LP, LLC	Vice President
ESI West Texas Energy, Inc.	Vice President
Espresso Energy Storage, LLC	Vice President
EV Battery Storage, LLC	Vice President
EverBright Development, LLC	Treasurer
EverBright, LLC	Vice President
EverBright, LLC	Treasurer
Excelsior Energy Center, LLC	Vice President
Fairfield Solar II, LLC	Vice President
Fairfield Solar, LLC	Vice President
Fairview Solar Holdings, LLC	Vice President
Farmington Solar, LLC	Vice President
Finchville Tpke LLC	Vice President
FireSide Natural Gas, LLC	Vice President
Firewheel Holdings, LLC	Vice President
Firewheel Transmission, LLC	Vice President
Firewheel Wind Energy A1, LLC	Vice President
Firewheel Wind Energy, LLC	Vice President
First State Solar, LLC	Vice President
Fish Springs Ranch Solar, LLC	Vice President
Flanagan Solar, LLC	Vice President
Flat Fork Solar, LLC	Vice President

Flatland Solar Energy, LLC	Vice President
Flatland Solar Holdings, LLC	Vice President
Florence Solar, LLC	Vice President
Florida Renewable Partners, LLC	Vice President
Florida Southeast Connection, LLC	Treasurer
FN Investments, LLC	Vice President & Treasurer
Forest Trace Solar, LLC	Vice President
Forgeview Solar, LLC	Vice President
Fort White PV1, LLC	Vice President
Fortuna GP, LLC	Vice President
Fortuna GP, ULC	Vice President
Four Sisters Energy Center, LLC	Vice President
Foxtrot TE Holdings, LLC	Vice President
Foxtrot TE Portfolio, LLC	Vice President
Foxtrot Wind Class A Holdings, LLC	Vice President
Foxtrot Wind Funding, LLC	Vice President
Foxtrot Wind Holdings, LLC	Vice President
Foxtrot Wind, LLC	Vice President
FPL Energy Cape, LLC	Vice President
FPL Energy Green Power Wind, LLC	Vice President
FPL Energy Illinois Wind, LLC	Vice President
FPL Energy Mason LLC	Vice President
FPL Energy Montezuma Wind, LLC	Vice President
FPL Energy North Dakota Wind II, LLC	Vice President
FPL Energy North Dakota Wind, LLC	Vice President
FPL Energy Oklahoma Wind Finance, LLC	Vice President
FPL Energy SEGS III-VII GP, LLC	Vice President
FPL Energy SEGS III-VII LP, LLC	Vice President
FPL Energy Services, Inc.	Vice President & Treasurer
FPL Energy Solar Partners III-VII, LLC	Vice President
FPL Energy South Dakota Wind, LLC	Vice President
FPL Energy Spruce Point LLC	Vice President
FPL Energy Stateline II Holdings, LLC	Vice President
FPL Energy Stateline II, Inc.	Vice President

FPL Energy Texas Keir, LLC	Vice President
FPL Energy Texas Wind Marketing, LLC	Vice President
FPL Energy Texas, LLC	Vice President
FPL Energy Vansycle L.L.C.	Vice President
FPL Energy Wyman IV LLC	Vice President
FPL Energy Wyman LLC	Vice President
FPL Enersys, Inc.	Vice President & Treasurer
FPL Historical Museum, Inc.	Director
FPL Historical Museum, Inc.	Vice President & Assistant Treasurer
FPL Investments, LLC	Vice President & Treasurer
FPL Project Management, LLC	Treasurer
FPL Read-Power, LLC	Vice President & Treasurer
FPL Recovery Funding LLC	Treasurer
FPL Services, LLC	Vice President & Treasurer
FPL Smart Services, LLC	Vice President & Treasurer
Frontier Utilities Intermediate Holding Company, LLC	Vice President
Frontier Utilities Northeast LLC	Vice President
Frontier Utilities, LLC	Vice President
FRP Caldwell Solar, LLC	Vice President
FRP Columbia County Solar, LLC	Vice President
FRP Forest Trail Solar, LLC	Vice President
FRP Gadsden County Solar, LLC	Vice President
FRP Gilchrist County Solar, LLC	Vice President
FRP Miller Solar, LLC	Vice President
FRP Peterson Solar, LLC	Vice President
FRP Tupelo Solar, LLC	Vice President
Fruitridge Solar, LLC	Vice President
Fulton Wind, LLC	Vice President
Funston Solar, LLC	Vice President
Fusion Solar, LLC	Vice President
Galesburg Wind Holdings, LLC	Vice President
Garden City Solar, LLC	Vice President
Garden Plain Solar, LLC	Vice President

Garden Wind, LLC	Vice President
Garnet Energy Center, LLC	Vice President
Garrison Butte Holdings, LLC	Vice President
Garrison Butte Wind, LLC	Vice President
Gateway Solar Energy Center, LLC	Vice President
Gather Energy Storage, LLC	Vice President
Gator Campus Energy, LLC	Vice President
Geaux Solar, LLC	Vice President
Generation Repair and Service, LLC	Vice President
Genesis Purchaser Holdings, LLC	Vice President
Genesis Purchaser, LLC	Vice President
Genesis Solar Funding Holdings, LLC	Vice President
Genesis Solar Funding, LLC	Vice President
Genesis Solar Holdings, LLC	Vice President
Gentry Solar, LLC	Vice President
Georgia Longleaf Solar 1, LLC	Vice President
Gexa Energy California, LLC	Vice President
Gexa Energy Development, LLC	Vice President
GEXA Energy GP, LLC	Vice President
Gexa Energy Solutions, LLC	Vice President
Ghost Pine Energy Storage LP, ULC	Vice President
Gila Holdings, LLC	Vice President
Gila Hydrogen, LLC	Vice President
Gila Transmission, LLC	Vice President
Glass Hills Wind Project, LLC	Vice President
Glendive Wind, LLC	Vice President
Glennville Solar, LLC	Vice President
Glenridge Wind LP, ULC	Vice President
Goat Rock Solar, LLC	Vice President
Golden Cypress Home Class A Holdings, LLC	Vice President
Golden Cypress Home Financing, LLC	Vice President
Golden Cypress Home, LLC	Vice President
Golden Hills Interconnection, LLC	Vice President
Golden Hills North Wind, LLC	Vice President

Golden Hills Wind, LLC	Vice President
Golden Horizon Class A Holdings, LLC	Vice President
Golden Horizon Funding, LLC	Vice President
Golden Horizon Holdings, LLC	Vice President
Golden Horizon Portfolio Holdings, LLC	Vice President
Golden Horizon Portfolio, LLC	Vice President
Golden Horizon Renewables, LLC	Vice President
Golden Plains Class A Holdings, LLC	Vice President
Golden Plains, LLC	Vice President
Golden Sage Solar, LLC	Vice President
Golden West Power Partners, LLC	Vice President
Golden West Wind Holdings, LLC	Vice President
Goldenrod Solar, LLC	Vice President
Goleta Grove Energy Storage, LLC	Vice President
Gopher Energy Storage, LLC	Vice President
Gordon Evans Energy Storage, LLC	Vice President
Goshen Wind BC Holdings, ULC	Vice President
Goshen Wind Funding GP, LLC	Vice President
Goshen Wind Funding GP, ULC	Vice President
Goshen Wind GP, LLC	Vice President
Goshen Wind GP, ULC	Vice President
GR Woodford Properties, LLC	Treasurer
GR Woodford Properties, LLC	Vice President
Grace Orchard Energy Center, LLC	Vice President
Grace Orchard Solar II, LLC	Vice President
Grace Orchard Solar III, LLC	Vice President
Granite Reliable Power, LLC	Vice President
Grant Park Wind Holdings, LLC	Vice President
Grass Lake Solar Project, LLC	Vice President
Gray County Wind, LLC	Vice President
Grayhawk Wind Class A Holdings, LLC	Vice President
Grayhawk Wind Holdings, LLC	Vice President
Grayhawk Wind, LLC	Vice President
Grazing Yak Solar, LLC	Vice President

Great Plains Wind Class A Holdings, LLC	Vice President
Great Plains Wind Funding, LLC	Vice President
Great Plains Wind Holdings, LLC	Vice President
Great Plains Wind Portfolio, LLC	Vice President
Great Plains Wind, LLC	Vice President
Great Prairie Wind II, LLC	Vice President
Great Prairie Wind III, LLC	Vice President
Great Prairie Wind, LLC	Vice President
Greeley Energy Storage, LLC	Vice President
Greeley Wind Holdings, LLC	Vice President
Greeley Wind II, LLC	Vice President
Greeley Wind Nebraska, LLC	Vice President
Green Hydrogen Holdings, LLC	Vice President
Green Light Wind Holdings, LLC	Vice President
Green Mallard Solar, LLC	Vice President
Green Mountain Storage, LLC	Vice President
Green Pinnacle Holdings, LLC	Vice President
Green Ridge Power LLC	Vice President
Green Ridge Services LLC	Vice President
Green River Solar Holdings, LLC	Vice President
Green River Solar, LLC	Vice President
Greenbrier Solar, LLC	Vice President
Greenlee Solar, LLC	Vice President
Greensboro Solar Center, LLC	Vice President
Greenwood Solar I, LLC	Vice President
Greer Solar, LLC	Vice President
GridLiance East LLC	Vice President
GridLiance Eastern Holdings LLC	Vice President
GridLiance Heartland Holdings LLC	Vice President
GridLiance Heartland LLC	Vice President
GridLiance High Plains LLC	Vice President
GridLiance Holdco, LLC	Vice President
GridLiance Louisiana Capital, LLC	Vice President
GridLiance Louisiana Holdings, LLC	Vice President

GridLiance Louisiana, LLC	Vice President
GridLiance Management, LLC	Vice President
GridLiance Peaks, LLC	Vice President
GridLiance Southwest LLC	Vice President
GridLiance Texas Holdings LLC	Vice President
GridLiance Texas LLC	Vice President
GridLiance West LLC	Vice President
GridLiance Western Holdings LLC	Vice President
Griffith Energy Storage, LLC	Vice President
Gruver Wind Interconnection, LLC	Vice President
Gruver Wind, LLC	Vice President
GSA Solar, LLC	Vice President
Guthrie Solar, LLC	Vice President
Hale Wind Energy II, LLC	Vice President
Hale Wind Energy III, LLC	Vice President
Hale Wind Energy, LLC	Vice President
Hancock County Wind, LLC	Vice President
Hardy Creek Wind, ULC	Vice President
Harmony Florida Solar II, LLC	Vice President
Harmony Florida Solar, LLC	Vice President
Harquahala Flats Energy Storage, LLC	Vice President
Harquahala Flats Holdings, LLC	Vice President
Hart Wind Holdings, LLC	Vice President
Hart Wind, LLC	Vice President
Hartland Energy Storage, LLC	Vice President
Hartland North Dakota Wind, LLC	Vice President
Hatch Solar Energy Center I LLC	Vice President
Heartland Divide Wind II, LLC	Vice President
Heartland Divide Wind Project, LLC	Vice President
Helios Energy New York 13 LLC	Vice President
Helios Energy New York 15 LLC	Vice President
Helios Energy New York 2 LLC	Vice President
Helios Energy New York 9 LLC	Vice President
Heritage Wind LP, ULC	Vice President

Herrington Solar, LLC	Vice President
Hester Hill Solar, LLC	Vice President
Hickerson Solar Holdings, LLC	Vice President
High Banks Wind, LLC	Vice President
High Bluff Solar, LLC	Vice President
High Country Energy Holdings, LLC	Vice President
High Desert Land Acquisition LLC	Vice President
High Hills Wind LP, ULC	Vice President
High Lonesome Mesa Investments, LLC	Vice President
High Lonesome Mesa Wind, LLC	Vice President
High Majestic Interconnection Services, LLC	Vice President
High Majestic Wind I, LLC	Vice President
High Majestic Wind II, LLC	Vice President
High Point Wind, LLC	Vice President
High River Energy Center, LLC	Vice President
High Spring Energy Holdings, LLC	Vice President
High Spring Grid, LLC	Vice President
High Spring Land Enterprises, LLC	Vice President
High Spring Solar Energy II, LLC	Vice President
High Spring Solar Energy, LLC	Vice President
High Tree Solar, LLC	Vice President
High Winds Energy Storage, LLC	Vice President
High Winds, LLC	Vice President
Highgate Solar I, LLC	Vice President
Highland Solar I, LLC	Vice President
Hinckley Solar, LLC	Vice President
Hinton Creek Solar, LLC	Vice President
HL Solar LLC	Vice President
Home Warranty of the Midwest, Inc.	Vice President & Treasurer
Horse Hollow Wind I, LLC	Vice President
Horse Hollow Wind II, LLC	Vice President
Horse Hollow Wind III, LLC	Vice President
Horse Hollow Wind IV, LLC	Vice President
Horse Ridge TE Holdings, LLC	Vice President

Horse Ridge TE Portfolio, LLC	Vice President
Horse Ridge Wind Class A Holdings, LLC	Vice President
Horse Ridge Wind Funding, LLC	Vice President
Horse Ridge Wind Holdings, LLC	Vice President
Horse Ridge Wind Portfolio, LLC	Vice President
Horse Ridge Wind, LLC	Vice President
Horseshoe Lake Solar, LLC	Vice President
Houma Solar, LLC	Vice President
Hubbard Wind II, LLC	Vice President
Hubbard Wind, LLC	Vice President
Huron Wind, LLC	Vice President
Hutt Wind Holdings, LLC	Vice President
Independence Solar Energy, LLC	Vice President
Indian Mesa Wind, LLC	Vice President
Indiantown Cogeneration Funding Corporation	Vice President & Treasurer
Indiantown Cogeneration, L.P.	Vice President & Treasurer
Indigo Plains Solar Class B Holdings, LLC	Vice President
Indigo Plains Solar Funding, LLC	Vice President
Indigo Plains Solar Holdings, LLC	Vice President
Indigo Plains Solar, LLC	Vice President
Inertia Energy Storage, LLC	Vice President
Inertia Interconnect, LLC	Vice President
Inertia Solar Project, LLC	Vice President
Inertia Wind Project, LLC	Vice President
Inertia WS Holdings, LLC	Vice President
Inventus Holdings, LLC	Vice President
Irish Creek Wind, LLC	Vice President
Iron City Solar, LLC	Vice President
Isanti County Energy Storage, LLC	Vice President
Ivy Solar, LLC	Vice President
Jackalope Wind, LLC	Vice President
Jackson Fuller Energy Storage, LLC	Vice President
Jackson Solar Energy, LLC	Vice President
Jasper White Wind, LLC	Vice President

Java Solar, LLC	Vice President
Javelina Interconnection, LLC	Vice President
Javelina Wind Energy Holdings, LLC	Vice President
Javelina Wind Energy II, LLC	Vice President
Javelina Wind Energy, LLC	Vice President
Javelina Wind Funding, LLC	Vice President
Javelina Wind Holdings II, LLC	Vice President
Javelina Wind Holdings III, LLC	Vice President
Jefferson County Solar, LLC	Vice President
J-HAJ Entourage, LLC	Vice President
Joplin Solar, LLC	Vice President
Jordan Creek Wind Farm LLC	Vice President
Kaufman Solar, LLC	Vice President
Keay Brook Energy Center, LLC	Vice President
Kennebec Solar, LLC	Vice President
Kenockee Energy Storage, LLC	Vice President
Kepler Energy Storage, LLC	Vice President
Kerwood Wind BC Holdings, ULC	Vice President
Kerwood Wind Funding GP, LLC	Vice President
Kerwood Wind Funding GP, ULC	Vice President
Kerwood Wind GP, LLC	Vice President
Kerwood Wind GP, ULC	Vice President
Key Energy Storage, LLC	Vice President
Keystone State Renewables, LLC	Vice President
Kinderwood Wind Funding, LLC	Vice President
Kinderwood Wind Holdings, LLC	Vice President
Kinderwood Wind, LLC	Vice President
King Mountain Solar, LLC	Vice President
King Mountain Upton Wind, LLC	Vice President
Kingman Wind Energy I, LLC	Vice President
Kingman Wind Energy II, LLC	Vice President
Kinnick Wind Class A Holdings, LLC	Vice President
Kinnick Wind Funding, LLC	Vice President
Kinnick Wind Holdings, LLC	Vice President

Kinnick Wind Portfolio Holdings, LLC	Vice President
Kinnick Wind Portfolio, LLC	Vice President
Kinnick Wind, LLC	Vice President
Kitscoty Wind LP, ULC	Vice President
Kola Energy Storage II, LLC	Vice President
Kola Energy Storage, LLC	Vice President
Kola Interconnect, LLC	Vice President
Kolach Creek Wind, LLC	Vice President
Kontiki Holdings, LLC	Vice President
Kossuth County Wind Class A Holdings, LLC	Vice President
Kossuth County Wind Holdings, LLC	Vice President
Kossuth County Wind, LLC	Vice President
KPB Financial Corp.	Vice President & Treasurer
Kramer Junction Solar Funding, LLC	Vice President
Krona Solar Holdings, LLC	Vice President
La Casa Wind, LLC	Vice President
La Cygne Solar, LLC	Vice President
La Salle County Gas Producing, LLC	Vice President
Lacy Creek Holdings, LLC	Vice President
Lacy Creek Wind, LLC	Vice President
Lacy Creek Windpower, LLC	Vice President
Lake Erie Canada Holdings ULC	Vice President
Lake Erie Connector Transmission, LLC	Vice President
Lake Erie Transmission Holdings, LLC	Vice President
Lake Erie US Holdings, LLC	Vice President
Lake Whitney Solar, LLC	Vice President
Lakeco Holding, LLC	Vice President
Langdon Renewables, LLC	Vice President
Larksong Wind, LLC	Vice President
Las Animas Wind, LLC	Vice President
Lawrensol Solar, LLC	Vice President
LEC GP Inc.	Vice President
LEC Transmission Project Holdings, LLC	Vice President
Lee North, LLC	Vice President

Legends Wind Funding, LLC	Vice President
Legends Wind Holdings, LLC	Vice President
Legends Wind, LLC	Vice President
LES Project Holdings LLC	Vice President
Liberty Grand Solar, LLC	Vice President
Limon Logan Funding, LLC	Vice President
Limon Logan Holdings, LLC	Vice President
Limon Wind II, LLC	Vice President
Limon Wind III Holdings, LLC	Vice President
Limon Wind III, LLC	Vice President
Limon Wind, LLC	Vice President
Lincoln Mill Solar, LLC	Vice President
Linear DG, LLC	Vice President
Little Blue Wind II, LLC	Vice President
Little Blue Wind Project, LLC	Vice President
Live Oak Solar, LLC	Vice President
Living Skies Solar 10 LP, ULC	Vice President
Logan Branch Solar, LLC	Vice President
Logan Energy Holdings, LLC	Vice President
Logan Wind Energy LLC	Vice President
Lone Grove Energy Storage, LLC	Vice President
Lone Pine Solar, LLC	Vice President
Lone Star Transmission, LLC	Vice President
Long Branch Solar, LLC	Vice President
Long Island Energy Generation, LLC	Vice President
Long Island Energy Storage Holdings, LLC	Vice President
Long Island Peaker Holdings, LLC	Vice President
Long Island Solar Holdings, LLC	Vice President
Longleaf Solar Funding, LLC	Vice President
Longleaf Solar Holdings, LLC	Vice President
Longleaf Solar, LLC	Vice President
Lorenzo Wind, LLC	Vice President
Loring Solar, LLC	Vice President
Lotus Energy Center, LLC	Vice President

Lovington Solar, LLC	Vice President
Lowell Solar, LLC	Vice President
Lower Crossing Wind LLC	Vice President
Lower Road II LLC	Vice President
Lower Road III LLC	Vice President
Lumberjack Pines Energy Center, LLC	Vice President
Lutesville Solar, LLC	Vice President
Luz LP Acquisition, LLC	Vice President
Maclins Solar, LLC	Vice President
Madrid Bend Solar, LLC	Vice President
Magnolia State Solar, LLC	Vice President
Mahogany Solar, LLC	Vice President
Malden Solar, LLC	Vice President
Mammoth Plains Wind Project Holdings, LLC	Vice President
Mammoth Plains Wind Project, LLC	Vice President
Mango Palms Funding, LLC	Vice President
Mango Palms Holdings, LLC	Vice President
Manila Solar, LLC	Vice President
Mantua Creek Solar, LLC	Vice President
Manufacturing Investments, LLC	Vice President
Marmaton Wind I, LLC	Vice President
Marmaton Wind II, LLC	Vice President
Mars Energy Storage 1 LLC	Vice President
Mars Energy Storage 2 LLC	Vice President
Mars Energy Storage 3 LLC	Vice President
Mars Energy Storage 4 LLC	Vice President
Marshall Solar, LLC	Vice President
Maverick Wind Class A Holdings, LLC	Vice President
Maverick Wind Funding, LLC	Vice President
Maverick Wind Holdings, LLC	Vice President
Maverick Wind, LLC	Vice President
Mayhew Creek Solar, LLC	Vice President
McAdam Wind LP, ULC	Vice President
McClain Energy Storage, LLC	Vice President

McClain Solar, LLC	Vice President
McClain Wind, LLC	Vice President
McCoy Solar Funding, LLC	Vice President
McCoy Solar Holdings, LLC	Vice President
McCoy Solar, LLC	Vice President
McIntosh Solar, LLC	Vice President
McKay Wind Class A Holdings, LLC	Vice President
McKay Wind Holdings, LLC	Vice President
McKay Wind, LLC	Vice President
McMullen Road LLC	Vice President
McPherson Wind, LLC	Vice President
Meigs County Solar, LLC	Vice President
Meridian Wind Energy, LLC	Vice President
Merino Solar LLC	Vice President
Merom Solar, LLC	Vice President
Meyersdale Wind II, LLC	Vice President
Michigan Wind Renewables, LLC	Vice President
Midway Ranch Solar, LLC	Vice President
Midwest Energy, Inc.	Vice President
MINCO II ENERGY STORAGE, LLC	Vice President
Minco IV & V Interconnection, LLC	Vice President
Minco Wind Energy II, LLC	Vice President
Minco Wind Energy III, LLC	Vice President
Minco Wind I, LLC	Vice President
Minco Wind Interconnection Services, LLC	Vice President
Minco Wind IV, LLC	Vice President
Minco Wind V, LLC	Vice President
Minudie Wind LP, ULC	Vice President
Minuteman Energy Storage, LLC	Vice President
Mirasol Energy Center, LLC	Vice President
Mistflower Solar, LLC	Vice President
Mitchell Wind, LLC	Vice President
Mobility Energy Holdings, LLC	Vice President
Mobility Infrastructure Contracting, LLC	Vice President

Mobility Infrastructure Development, LLC	Vice President
Mobility Infrastructure, LLC	Vice President
Moca Solar Farm, LLC	Vice President
Mohave County Wind Farm LLC	Vice President
Mohawk View Solar, LLC	Vice President
Monarch Wind Holdings, LLC	Vice President
Monarch Wind, LLC	Vice President
Mondu Solar, LLC	Vice President
Montezuma Energy Storage, LLC	Vice President
Montezuma II Energy Storage, LLC	Vice President
Montgomery County Solar, LLC	Vice President
Montgomery Solar, LLC	Vice President
Montville Energy Center, LLC	Vice President
Moon Crater Energy Center, LLC	Vice President
Moonlight Bay Class A Holdings, LLC	Vice President
Moonlight Bay Renewables, LLC	Vice President
Moose Creek Wind, LLC	Vice President
Moose Wind, LLC	Vice President
Morning Star Blue, LLC	Vice President
Moss Creek Solar, LLC	Vice President
Moss Hill Holdings, LLC	Vice President
Moss Hill LLC	Vice President
Mount Copper GP, Inc.	Vice President
Mount Miller GP, ULC	Vice President
Mount Miller Holdco, LLC	Vice President
Mount Miller Holdco, ULC	Vice President
Mount Miller Holdings GP, LLC	Vice President
Mount Miller Holdings GP, ULC	Vice President
Mount Vernon Battery Storage, LLC	Vice President
Mountain Sunrise Funding, LLC	Vice President
Mountain Sunrise Portfolio, LLC	Vice President
Mountain Sunrise Solar, LLC	Vice President
Mountain View Solar Holdings, LLC	Vice President
Mountain View Solar, LLC	Vice President

MRPC Holdings LLC	Vice President
Muhlenberg Solar, LLC	Vice President
Mulqueeney Ranch PS, LLC	Vice President
Muskingum Solar, LLC	Vice President
NAPS DG, LLC	Vice President
NAPS Wind, LLC	Vice President
Nashua Energy Storage, LLC	Vice President
NE LFG I, LLC	Vice President
NE Otay, LLC	Vice President
Nearman Creek Energy Storage, LLC	Vice President
NEE Acquisition Sub I, LLC	Treasurer
Nelson Hills Energy Storage, LLC	Vice President
NEP DC Holdings, LLC	Vice President
NEP Renewables Holdings II, LLC	Vice President
NEP Renewables Holdings III, LLC	Vice President
NEP Renewables Holdings IV, LLC	Vice President
NEP Renewables Holdings, LLC	Vice President
NEP Renewables II, LLC	Vice President
NEP Renewables III, LLC	Vice President
NEP Renewables IV, LLC	Vice President
NEP Renewables, LLC	Vice President
NEP US SellCo II, LLC	Vice President
NEP US SellCo, LLC	Vice President
Neptune Energy Center II, LLC	Vice President
Neptune Energy Center, LLC	Vice President
NET General Partners, LLC	Vice President
NET Midstream, LLC	Vice President
NET Pipeline Holdings LLC	Vice President
New England Energy Storage, LLC	Vice President
New Landing Solar, LLC	Vice President
New Liberty Energy, LLC	Vice President
New Madrid Solar, LLC	Vice President
New Mexico Wind, LLC	Vice President
New Nightingale, LLC	Vice President

New Salem Wind Class A Holdings I, LLC	Vice President
New Salem Wind Funding I, LLC	Vice President
New Salem Wind Holdings I, LLC	Vice President
New Salem Wind I, LLC	Vice President
New Salem Wind II, LLC	Vice President
New Salem Wind Project, LLC	Vice President
NextCity Networks Alabama, LLC	Vice President & Treasurer
NextCity Networks Arizona, LLC	Vice President & Treasurer
NextCity Networks Arkansas, LLC	Vice President & Treasurer
NextCity Networks Colorado, LLC	Vice President & Treasurer
NextCity Networks Georgia, LLC	Vice President & Treasurer
NextCity Networks Holdings, LLC	Vice President & Treasurer
NextCity Networks Illinois, LLC	Vice President & Treasurer
NextCity Networks Iowa, LLC	Vice President & Treasurer
NextCity Networks Kansas, LLC	Vice President & Treasurer
NextCity Networks Maryland, LLC	Vice President & Treasurer
NextCity Networks Michigan, LLC	Vice President & Treasurer
NextCity Networks Minnesota, LLC	Vice President & Treasurer
NextCity Networks Missouri, LLC	Vice President & Treasurer
NextCity Networks Nebraska, LLC	Vice President & Treasurer
NextCity Networks Ohio, LLC	Vice President & Treasurer
NextCity Networks Oklahoma, LLC	Vice President & Treasurer
NextCity Networks Pennsylvania, LLC	Vice President & Treasurer
NextCity Networks Texas, LLC	Vice President & Treasurer
NextCity Networks Utah, LLC	Vice President & Treasurer
NextCity Networks Virginia, LLC	Vice President & Treasurer
NextCity Networks West Virginia, LLC	Vice President & Treasurer
NextCity Networks Wisconsin, LLC	Vice President & Treasurer
NextCity Networks, LLC	Vice President & Treasurer
NextEra Blythe Solar Energy Center, LLC	Vice President
NextEra Canada Constructors, LLC	Vice President
NextEra Canada Development GP, LLC	Vice President
NextEra Canadian IP, Inc.	Vice President
NextEra Clean Energy Solutions, LLC	Vice President

NextEra Desert Center Blythe, LLC	Vice President
NextEra Desert Sunlight Holdings, LLC	Vice President
NextEra DG QOF Holdco, LLC	Vice President
NextEra Energy Bluff Point, LLC	Vice President
NextEra Energy Canada GP, LLC	Vice President & Treasurer
NextEra Energy Canada Storage LP, ULC	Vice President
NextEra Energy Canadian Holdings, ULC	Vice President & Treasurer
NextEra Energy Capital Holdings, Inc.	Director
NextEra Energy Capital Holdings, Inc.	Vice President & Treasurer
NextEra Energy DG Qualified Opportunity Zone Business, LLC	Vice President
NextEra Energy Equipment Leasing, LLC	Treasurer
NextEra Energy Equity Partners GP, LLC	Treasurer
NextEra Energy Foundation, Inc.	Vice President & Assistant Treasurer
NextEra Energy Gas Producing Holdings, LLC	Vice President
NextEra Energy Gas Producing Wyoming, LLC	Vice President
NextEra Energy Gas Producing, LLC	Vice President
NextEra Energy Maine, LLC	Vice President
NextEra Energy Management Partners GP, LLC	Treasurer
NextEra Energy Montezuma II Wind, LLC	Vice President
NextEra Energy NextBridge Holding, ULC	Vice President
NextEra Energy Oklahoma Transmission Holdings, LLC	Vice President
NextEra Energy Operating Partners GP, LLC	Treasurer
NextEra Energy Partners Acquisitions, LLC	Vice President
NextEra Energy Partners GP, Inc.	Treasurer & Assistant Secretary
NextEra Energy Partners Pipelines Holdings, LLC	Vice President
NextEra Energy Partners Pipelines, LLC	Vice President
NextEra Energy Partners Solar Acquisitions, LLC	Vice President
NextEra Energy Partners Ventures, LLC	Vice President
NextEra Energy Partners, LP	Treasurer & Assistant Secretary
NextEra Energy Pipeline Development and Acquisitions, LLC	Vice President
NextEra Energy Pipeline Holdings, LLC	Vice President
NextEra Energy Pipeline Services, LLC	Vice President & Treasurer

NextEra Energy Producer Services, LLC	Vice President
NextEra Energy Qualified Opportunity Fund III, LLC	Vice President
NextEra Energy Qualified Opportunity Fund, LLC	Vice President
NextEra Energy Qualified Opportunity Zone Business I, LLC	Vice President
NextEra Energy Qualified Opportunity Zone Business III, LLC	Vice President
NextEra Energy Qualified Opportunity Zone Business IV, LLC	Vice President
NextEra Energy Renewables Holdings, LLC	Vice President
NextEra Energy Resources Acquisitions, LLC	Vice President
NextEra Energy Resources Development, LLC	Vice President
NextEra Energy Resources Interconnection Holdings LLC	Vice President
NextEra Energy Resources Partners Holdings, LLC	Treasurer
NextEra Energy Resources Partners, LLC	Treasurer
NextEra Energy Resources, LLC	Treasurer
NextEra Energy Services Acquisitions, LLC	Vice President
NextEra Energy Services Arizona, LLC	Vice President
NextEra Energy Services Connecticut, LLC	Vice President
NextEra Energy Services Delaware, LLC	Vice President
NextEra Energy Services Development, LLC	Vice President
NextEra Energy Services District of Columbia, LLC	Vice President
NextEra Energy Services Florida, LLC	Vice President
NextEra Energy Services Georgia, LLC	Vice President
NextEra Energy Services Holdings, LLC	Vice President
NextEra Energy Services Illinois, LLC	Vice President
NextEra Energy Services Maine, LLC	Vice President
NextEra Energy Services Maryland, LLC	Vice President
NextEra Energy Services Massachusetts, LLC	Vice President
NextEra Energy Services New Hampshire, LLC	Vice President
NextEra Energy Services New Jersey, LLC	Vice President
NextEra Energy Services New York, LLC	Vice President
NextEra Energy Services Ohio, LLC	Vice President

NextEra Energy Services Pennsylvania, LLC	Vice President
NextEra Energy Services Rhode Island, LLC	Vice President
NextEra Energy Services, LLC	Vice President
NextEra Energy Solar Development, LLC	Vice President
NextEra Energy Solar Holdings, LLC	Vice President
NextEra Energy Solutions, LLC	Vice President
NextEra Energy Transmission Funding, LLC	Vice President & Secretary
Nextera Energy Transmission Holdings, LLC	Vice President & Treasurer
NextEra Energy Transmission MARL Holdings, LLC	Vice President
NextEra Energy Transmission MidAtlantic Holdings, LLC	Vice President
NextEra Energy Transmission New York Holdings, LLC	Vice President
NextEra Energy Transmission, LLC	Vice President
NextEra Energy US Partners Holdings, LLC	Treasurer
NextEra Energy Victory Solar I, LLC	Vice President
NextEra Energy, Inc.	Assistant Secretary
NextEra Energy, Inc.	Treasurer & Assistant Secretary
NextEra Home, LLC	Vice President & Treasurer
NextEra Infrastructure, LLC	Treasurer
NextEra Lighting & Metering Solutions, LLC	Vice President & Treasurer
NextEra Maine Fossil, LLC	Vice President
NextEra Mobility, LLC	Vice President
NextEra QOF Holdco, LLC	Vice President
NextEra Qualified Opportunity Fund DG, LLC	Vice President
NextEra Qualified Opportunity Fund II, LLC	Vice President
NextEra Renewable Fuels Development, LLC	Vice President
NextEra Renewable Fuels Investment Company, LLC	Vice President
NextEra Renewable Fuels Service Company, LLC	Vice President
NextEra Renewable Fuels, LLC	Vice President
NextEra Retail of Texas GP, LLC	Vice President
NextEra Southeast Hydrogen Network, LLC	Vice President
NextEra Strategic Energy Services, LLC	Vice President
NextEra Texas Acquisition Holdco, LLC	Vice President

NextEra Texas Acquisition LP, LLC	Vice President
NextEra US Gas Assets, LLC	Vice President
NextEra Water Texas, LLC	Vice President
NextEra Water, LLC	Vice President
Ninnescah Flats Energy Storage, LLC	Vice President
Ninnescah Wind Energy LLC	Vice President
Niyol Solar, LLC	Vice President
Niyol Wind, LLC	Vice President
Nokota Wind Holdings, LLC	Vice President
Nokota Wind, LLC	Vice President
North American Power Systems, LLC	Vice President
North Bayside Solar, LLC	Vice President
North Brunswick Solar LLC	Vice President
North Central Valley Energy Storage, LLC	Vice President
North Coast Solar, LLC	Vice President
North Dakota Energy Storage, LLC	Vice President
North Dakota Wind III, LLC	Vice President
North Fork Wind Farm, LLC	Vice President
North Park Energy, LLC	Vice President
North Plains Wind I, LLC	Vice President
North Sky River Energy, LLC	Vice President
North Sky River Land Holdings, LLC	Vice President
Northern Colorado Holdings, LLC	Vice President
Northern Colorado Interconnect, LLC	Vice President
Northern Colorado Wind Energy Center II, LLC	Vice President
Northern Colorado Wind Energy Center, LLC	Vice President
Northern Divide Wind, LLC	Vice President
Northern Hill Solar, LLC	Vice President
Northern Light Solar, LLC	Vice President
Northline Energy Center, LLC	Vice President
Northpoint I Wind LP, ULC	Vice President
Northpoint II Wind LP, ULC	Vice President
Northwest Light, LLC	Vice President
Northwest Wind Holdings, LLC	Vice President

Novus Wind V, LLC	Vice President
Novus Wind VI, LLC	Vice President
NSF Coventry Site 2, LLC	Vice President
NSF Coventry Site 3, LLC	Vice President
NSF Enfield Site 1, LLC	Vice President
NSF Enfield Site 2, LLC	Vice President
NSF Enfield Site 3, LLC	Vice President
NSF Torrey Site 1, LLC	Vice President
NSF Torrey Site 2, LLC	Vice President
NSF Torrey Site 3, LLC	Vice President
Nutmeg Solar Funding, LLC	Vice President
Nutmeg Solar Holdings, LLC	Vice President
Nutmeg Solar, LLC	Vice President
NWE Holding, LLC	Vice President
NYC EPort 1, LLC	Vice President
Ocean Energy Holdings, LLC	Vice President
Octo Wind, LLC	Vice President
Oklahoma Land Acquisition Company, LLC	Vice President
Oklahoma Wind, LLC	Vice President
Okolona Solar, LLC	Vice President
Old Glory Energy Storage, LLC	Vice President
Old Mill Holdings, LLC	Vice President
Old Mill Solar Partners, LLC	Vice President
Old Mill Solar, LLC	Vice President
Oleander Holdings, LLC	Vice President
Oleander Power Project GP, LLC	Vice President
Oleander Power Project LP, LLC	Vice President
Oliver Wind Energy Center II, LLC	Vice President
Oliver Wind I, LLC	Vice President
Oliver Wind III, LLC	Vice President
Oliver Wind IV, LLC	Vice President
Orange County Distributed Energy Storage I, LLC	Vice President
Orange County Distributed Energy Storage II, LLC	Vice President
Orange Grove Title Holdings, LLC	Vice President

Orbit Bloom Energy, LLC	Vice President
Orchard Energy Storage, LLC	Vice President
Osborn Wind Energy, LLC	Vice President
Osborn Wind II, LLC	Vice President
Oslo Wind Acquisition, LLC	Vice President
Oslo Wind, LLC	Vice President
Owensboro Solar, LLC	Vice President
OYA Blanchard Road 2 LLC	Vice President
OYA Great Lakes Seaway LLC	Vice President
OYA NYS RTE 12 LLC	Vice President
Pacific Energy Solutions LLC	Vice President
Pacific Plains Wind Class A Holdings, LLC	Vice President
Pacific Plains Wind, LLC	Vice President
Pacific Power Investments, LLC	Vice President
Palm Power LLC	Vice President & Treasurer
Palmetto Vines Solar, LLC	Vice President
Palmwood Wind Class A Holdings, LLC	Vice President
Palmwood Wind Funding, LLC	Vice President
Palmwood Wind Holdings, LLC	Vice President
Palmwood Wind Portfolio, LLC	Vice President
Palmwood Wind, LLC	Vice President
Palo Duro Wind Energy II, LLC	Vice President
Palo Duro Wind Energy, LLC	Vice President
Palo Duro Wind Interconnection Services, LLC	Vice President
Palo Duro Wind Portfolio, LLC	Vice President
Palo Duro Wind Project Holdings, LLC	Vice President
Palomino Wind Holdings, LLC	Vice President
Palomino Wind, LLC	Vice President
Pamplico-Florence Solar, LLC	Vice President
Pana Solar, LLC	Vice President
Panama Energy Center, LLC	Vice President
Panama Wind, LLC	Vice President
Pandora Solar, LLC	Vice President
Panhandle Solar, LLC	Vice President

Paradise Solar Urban Renewal, L.L.C.	Vice President
Parry Energy Storage GP, LLC	Vice President
Parry Energy Storage GP, ULC	Vice President
Parry Energy Storage LP, ULC	Vice President
Paxton Solar, LLC	Vice President
Pecan Creek Wind, LLC	Vice President
Pee Dee Solar Center, LLC	Vice President
Peetz Logan Interconnect, LLC	Vice President
Peetz Table Wind, LLC	Vice President
Pegasus Wind, LLC	Vice President
Penobscot Wind, LLC	Vice President
Perrin Ranch Energy Storage, LLC	Vice President
Perrin Ranch Wind, LLC	Vice President
Perry County Solar, LLC	Vice President
Persica Solar II, LLC	Vice President
Persica Solar, LLC	Vice President
Petersburg Energy Center Holdings, LLC	Vice President
Petersburg Energy Center, LLC	Vice President
Pheasant Run Wind Holdings, LLC	Vice President
Pheasant Run Wind, LLC	Vice President
Piedmont Solar, LLC	Vice President
Piedmont Waterhub, LLC	Vice President
Pierce County Energy Center, LLC	Vice President
Pima Energy Storage System, LLC	Vice President
Pimlico Energy Center, LLC	Vice President
Pinal Central Energy Center Holdings, LLC	Vice President
Pinal Central Energy Center, LLC	Vice President
Pinal Central Energy Storage, LLC	Vice President
Pine Belt Solar, LLC	Vice President
Pine Brooke Class A Holdings, LLC	Vice President
Pine Brooke Funding, LLC	Vice President
Pine Brooke, LLC	Vice President
Pinehurst Solar, LLC	Vice President
Pinewood Solar, LLC	Vice President

Pioneer Creek Wind Project, LLC	Vice President
Pioneer Hutt Wind Energy LLC	Vice President
Pivotal Utility Holdings, Inc.	Treasurer
Plains and Eastern Clean Line Oklahoma LLC	Vice President
Platte Wind, LLC	Vice President
Pluto Energy Storage, LLC	Vice President
Pocatello Road LLC	Vice President
Pocomoke Solar, LLC	Vice President
Poinsett Solar, LLC	Vice President
Point Beach Solar, LLC	Vice President
Ponderosa Gathering, LLC	Vice President
Ponderosa Wind II, LLC	Vice President
Ponderosa Wind, LLC	Vice President
Port Royal Solar, LLC	Vice President
Porta del Sol Solar, LLC	Vice President
Poseidon SW Holdings, LLC	Vice President
Post Wind, LLC	Vice President
Potomac Solar, LLC	Vice President
Prairie View Wind Holdings, LLC	Vice President
Prairie Wind, LLC	Vice President
Pratt Wind, LLC	Vice President
Premier Power Solutions, LLC	Vice President
Pretty Prairie Wind, LLC	Vice President
Pronghorn Flats Wind Farm Holdings, LLC	Vice President
Pronghorn Flats Wind Farm LLC	Vice President
Proxima Solar Holdings, LLC	Vice President
Proxima Solar, LLC	Vice President
Pubnico Point Wind Farm Inc.	Vice President
Pueblo Clean Energy Center, LLC	Vice President
PWEC, LLC	Vice President
Quinebaug Solar, LLC	Vice President
Quitman Energy Storage, LLC	Vice President
Quitman II Solar, LLC	Vice President
Quitman Solar, LLC	Vice President

Randolph Center Solar, LLC	Vice President
Reclaim Wind Holdings, LLC	Vice President
Red Bluff Solar, LLC	Vice President
Red Brick Road, LLC	Vice President
Red Butte Transmission Line, LLC	Vice President
Red Butte Wind Holdings, LLC	Vice President
Red Butte Wind, LLC	Vice President
Red Deer Solar LP, ULC	Vice President
Red Hill Solar, LLC	Vice President
Red Mesa Wind Investments, LLC	Vice President
Red Mesa Wind, LLC	Vice President
Red Raider Wind Holdings, LLC	Vice President
Red Raider Wind, LLC	Vice President
Red River Solar, LLC	Vice President
Red Sky Solar Class A Holdings, LLC	Vice President
Red Sky Solar Funding, LLC	Vice President
Red Sky Solar Holdings, LLC	Vice President
Red Sky Solar, LLC	Vice President
Redwood Trails Wind Holdings, LLC	Vice President
Redwood Trails Wind, LLC	Vice President
Renewable Choice Services, LLC	Vice President
Renewable Fuels Holdings, LLC	Vice President
Renewable Portfolio Holdings, LLC	Vice President
Renewables Portfolio Class B Holdings II, LLC	Vice President
Renewables Portfolio Class B Holdings, LLC	Vice President
Renewables Portfolio Holdings II, LLC	Vice President
Residential Energy Holdings, LLC	Vice President
Resurgence Solar I, LLC	Vice President
Resurgence Solar II, LLC	Vice President
RET Coram Tehachapi Wind GP, LLC	Vice President
RET Tehachapi Wind Development, LLC	Vice President
Retail Consulting Holdco, LLC	Vice President
Retail Consulting Project Co. 1, LLC	Vice President
Retail Consulting Project Co. 2, LLC	Vice President

Retail Consulting Project Co. 3, LLC	Vice President
Reynolds Solar, LLC	Vice President
Rising Star Solar Holdings, LLC	Vice President
Rising Star Solar, LLC	Vice President
River Bend Solar, LLC	Vice President
Riverline Energy Center, LLC	Vice President
Roadhouse Energy Storage, LLC	Vice President
Roadrunner Crossing Energy Storage, LLC	Vice President
Roadrunner Crossing Wind Farm, LLC	Vice President
Roadrunner La Casa Wind Holdings, LLC	Vice President
Roaring Springs Solar, LLC	Vice President
Rock County Energy, LLC	Vice President
Rock Creek Solar, LLC	Vice President
Rock Valley Energy Center, LLC	Vice President
Rocksdrift Energy Center, LLC	Vice President
Rodeo Wind Class A Holdings, LLC	Vice President
Rodeo Wind Funding, LLC	Vice President
Rodeo Wind Holdings, LLC	Vice President
Rodeo Wind, LLC	Vice President
Rosales Solar Funding, LLC	Vice President
Rosales Solar Holdings, LLC	Vice President
Rosales Solar Partners, LLC	Vice President
Rose McKay Wind Funding, LLC	Vice President
Rose McKay Wind Holdings, LLC	Vice President
Rose Wind Class A Holdings, LLC	Vice President
Rose Wind, LLC	Vice President
Rosmar Class A Funding, LLC	Vice President
Rosmar Class A Holdings, LLC	Vice President
Rosmar Class B Funding, LLC	Vice President
Rosmar Class B Holdings, LLC	Vice President
Rosmar Holdings, LLC	Vice President
Rosmar Portfolio, LLC	Vice President
Roswell Solar Holdings, LLC	Vice President
Roswell Solar, LLC	Vice President

Roundhouse Interconnect, LLC	Vice President
Roundhouse Renewable Energy II, LLC	Vice President
Roundhouse Renewable Energy, LLC	Vice President
Roundhouse Solar, LLC	Vice President
Route 66 Energy Storage, LLC	Vice President
Route 66 Solar Energy Center, LLC	Vice President
Route 66 Solar Holdings, LLC	Vice President
Roy Solar, LLC	Vice President
Royal Springs Solar, LLC	Vice President
Rubric Class A Holdings, LLC	Vice President
Rubric Funding, LLC	Vice President
Rubric Holdings, LLC	Vice President
Rubric Portfolio, LLC	Vice President
Rubric, LLC	Vice President
Rumble Solar II, LLC	Vice President
Rumble Solar, LLC	Vice President
Rush Solar Farm 1, LLC	Vice President
Rush Springs Energy Storage, LLC	Vice President
Rush Springs Solar, LLC	Vice President
Rush Springs Wind Energy, LLC	Vice President
Rush Springs Wind Expansion, LLC	Vice President
S4 Funding Holdings, LLC	Vice President
S4 Funding, LLC	Vice President
Sac County Wind Class A Holdings, LLC	Vice President
Sac County Wind Holdings, LLC	Vice President
Sac County Wind, LLC	Vice President
Sacramento Gas Producers, L.L.C.	Vice President
SafeGuard Venture Holdings, LLC	Vice President
SafeGuard, LLC	Vice President
Saginaw County Solar, LLC	Vice President
Sailors Solar, LLC	Vice President
Saint Energy Storage II, LLC	Vice President
Saint Interconnect, LLC	Vice President
Saint Solar II, LLC	Vice President

Saint Solar, LLC	Vice President
Saline Energy Center, LLC	Vice President
Sand Hill Energy Center, LLC	Vice President
Sandcut Solar Energy Center, LLC	Vice President
Sandy Solar, LLC	Vice President
Sanford Airport Solar, LLC	Vice President
SCal Acquisition LLC	Vice President
Scarborough Solar, LLC	Vice President
Schueler Community Solar LLC	Vice President
Scissortail RNG Holdings, LLC	Vice President
Scott County Wind, LLC	Vice President
SCP 5 LLC	Vice President
SCP 65 LLC	Vice President
SCP 71 LLC	Vice President
SCP 73 LLC	Vice President
SCP 75 LLC	Vice President
SCP 76 LLC	Vice President
SCP 77 LLC	Vice President
SCP 81 LLC	Vice President
Searcy Solar, LLC	Vice President
Sebree Solar II, LLC	Vice President
Sebree Solar, LLC	Vice President
SEC Amherst Solar One, LLC	Vice President
SEC ESSD Solar One, LLC	Vice President
SEC HSD Solar One, LLC	Vice President
SEC MC Solar One, LLC	Vice President
SEC PASD Solar One, LLC	Vice President
SEC SUSD Solar One, LLC	Vice President
Seiling II Energy Storage, LLC	Vice President
Seiling Wind Holdings, LLC	Vice President
Seiling Wind II, LLC	Vice President
Seiling Wind Interconnection Services, LLC	Vice President
Seiling Wind Investments, LLC	Vice President
Seiling Wind Portfolio, LLC	Vice President

Seiling Wind, LLC	Vice President
Selma Energy Center, LLC	Vice President
Seminole Energy LLC	Vice President
Sentry Solar, LLC	Vice President
Shafter Solar Holdings, LLC	Vice President
Shafter Solar, LLC	Vice President
Shamrock Energy Storage, LLC	Vice President
Shamrock Interconnection, LLC	Vice President
Shamrock Wind, LLC	Vice President
Sharp Road, LLC	Vice President
Shaw Creek Funding, LLC	Vice President
Shaw Creek Investments, LLC	Vice President
Shaw Creek Solar Holdings, LLC	Vice President
Shaw Creek Solar, LLC	Vice President
Sheldon Solar, LLC	Vice President
Shellman Solar, LLC	Vice President
Sherry Solar, LLC	Vice President
Sholes Energy Storage, LLC	Vice President
Sholes Wind Class A Holdings, LLC	Vice President
Sholes Wind Funding, LLC	Vice President
Sholes Wind II, LLC	Vice President
Sholes Wind, LLC	Vice President
Shortleaf Solar, LLC	Vice President
Sidney Solar, LLC	Vice President
Sierra Solar Funding, LLC	Vice President
Sierra Solar Holdings, LLC	Vice President
Silver Maple Wind, LLC	Vice President
Silver Peak Storage Holdings, LLC	Vice President
Silver State Solar Power South, LLC	Vice President
Silver State South Interconnect, LLC	Vice President
Silver State South Solar, LLC	Vice President
Silver State South Storage, LLC	Vice President
Silverline Energy Center, LLC	Vice President
Silverton Solar, LLC	Vice President

Singer Solar, LLC	Vice President
Sioux County Wind Farm Holdings, LLC	Vice President
Sioux County Wind Farm LLC	Vice President
Sioux County Wind Holdings, LLC	Vice President
SIP Management II, LLC	Treasurer
SIP Management III, LLC	Treasurer
SIP Management, LLC	Treasurer
SIP SellCo II, LLC	Vice President
SIP SellCo III, LLC	Vice President
SIP SellCo IV, LLC	Vice President
SIP SellCo, LLC	Vice President
Skeleton Creek Energy Center, LLC	Vice President
Skeleton Creek Wind, LLC	Vice President
Sky Ranch Energy Storage Holdings, LLC	Vice President
Sky Ranch Energy Storage II, LLC	Vice President
Sky Ranch Energy Storage, LLC	Vice President
Sky Ranch Solar Holdings, LLC	Vice President
Sky Ranch Solar, LLC	Vice President
Sky River LLC	Vice President
Sky River Wind, LLC	Vice President
Skylight Solar, LLC	Vice President
Smart Energy Capital, LLC	Vice President
SOCAL EPort 1, LLC	Vice President
SoCal Eport II, LLC	Vice President
Solar Breakers LLC	Vice President
Solar Holdings Portfolio 12, LLC	Vice President
Solar Holdings SellCo, LLC	Vice President
Solar Round Pond, LLC	Vice President
Soldier Creek Wind, LLC	Vice President
Sonoran Solar Energy, LLC	Vice President
Sooner Wind, LLC	Vice President
South East Solar Holdings, LLC	Vice President
South Platte Solar, LLC	Vice President
South Platte Storage, LLC	Vice President

South Texas Gen-Tie, LLC	Vice President
South Texas Midstream Holdings, LLC	Vice President
South Texas Midstream, LLC	Vice President
Southern Grove Solar, LLC	Vice President
Southern Tier Energy Center, LLC	Vice President
Southland Solar, LLC	Vice President
Southwest Atlanta Energy Storage, LLC	Vice President
Southwest Solar Holdings, LLC	Vice President
Southwest Wind Class A Holdings, LLC	Vice President
Southwest Wind Funding, LLC	Vice President
Southwest Wind, LLC	Vice President
Spade Run, LLC	Vice President
Spencer Solar Farm, LLC	Vice President
Sponsor Holdings, LLC	Vice President
Square Lake Holdings, Inc.	Vice President
SSSS Holdings, LLC	Vice President
St. Landry Solar, LLC	Vice President
St. Mary Solar, LLC	Vice President
Stafford Energy Storage, LLC	Vice President
Stagecoach Energy Storage, LLC	Vice President
Stagecoach-Cassatt Solar, LLC	Vice President
Stallion Solar, LLC	Vice President
Stanton Clean Energy, LLC	Vice President
Stargrass Class A Holdings, LLC	Vice President
Stargrass, LLC	Vice President
Stark Wind, LLC	Vice President
Stateline Solar, LLC	Vice President
Steel River Solar, LLC	Vice President
Steele Flats Energy Storage, LLC	Vice President
Steele Flats Wind Project, LLC	Vice President
Sterling Wind Class A Holdings, LLC	Vice President
Sterling Wind Funding, LLC	Vice President
Sterling Wind Holdings, LLC	Vice President
Sterling Wind, LLC	Vice President

Stetson Renewables Holdings, LLC	Vice President
Stillwell Energy Storage, LLC	Vice President
Stockton Springs Energy Center, LLC	Vice President
Storey Bend Solar, LLC	Vice President
Storey Bend South Solar, LLC	Vice President
Storey Bend Transmission, LLC	Vice President
Storey Energy Center, LLC	Vice President
Story County Wind, LLC	Vice President
Sturbridge Road Solar Farm, LLC	Vice President
Stuttgart Solar Holdings, LLC	Vice President
Stuttgart Solar, LLC	Vice President
Sugar Maple Solar 1, LLC	Vice President
Sullivan Street Investments, Inc.	Vice President
Summit Springs Energy Center, LLC	Vice President
Sumpter Energy, LLC	Vice President
Sumter County Solar, LLC	Vice President
Sunlight Renewables Class A Holdings II, LLC	Vice President
Sunlight Renewables Class A Holdings, LLC	Vice President
Sunlight Renewables Holdings II, LLC	Vice President
Sunlight Renewables II, LLC	Vice President
Sunlight Renewables, LLC	Vice President
Sunlight Storage II Preferred Holdings, LLC	Vice President
Sunlight Storage II, LLC	Vice President
Sunlight Storage Preferred Portfolio, LLC	Vice President
Sunlight Storage, LLC	Vice President
Sustainable Water Consultants, LLC	Vice President
Sustainable Water Holdings LLC	Vice President
Swaggart Energy Transmission, LLC	Vice President
Swamp Fox Solar I, LLC	Vice President
Swan Lake Wind Holdings LLC	Vice President
Sweetgrass Solar, LLC	Vice President
Swift Wind LP, ULC	Vice President
Swissvale Energy Storage, LLC	Vice President
Swissvale Solar, LLC	Vice President

Sycamore Solar, LLC	Vice President
Sylvie Wind Energy, LLC	Vice President
T/NE LFG II, LLC	Vice President
T/NE LFG, LLC	Vice President
Talladega Solar, LLC	Vice President
Taylor Creek Solar II, LLC	Vice President
Taylor Creek Solar, LLC	Vice President
Tecumseh Energy Storage, LLC	Vice President
Templeton Wind Energy Center, LLC	Vice President
Terjeson Wind, LLC	Vice President
TES Cove Solar 23 LLC	Vice President
TES Sports Solar 23 LLC	Vice President
Texas WaterHub, LLC	Vice President
Texrock Pipeline, LLC	Vice President
Thaleia, LLC	Vice President & Treasurer
Thames Solar LP, ULC	Vice President
Three Waters Wind Farm Holdings, LLC	Vice President
Three Waters Wind Farm, LLC	Vice President
Throckmorton Wind, LLC	Vice President
Thunder Wolf Energy Center, LLC	Vice President
Thunder Wolf II, LLC	Vice President
Ticon Solar, LLC	Vice President
Tiger Lake Solar, LLC	Vice President
Tiger Solar Holdings, LLC	Vice President
Tilia Energy Storage, LLC	Vice President
Tilton Heights Energy Center, LLC	Vice President
Timberwolf Solar, LLC	Vice President
Timberwolf Wind, LLC	Vice President
Titan Solar, LLC	Vice President
Topaz Wind Class A Holdings, LLC	Vice President
Topaz Wind Funding, LLC	Vice President
Topaz Wind Holdings, LLC	Vice President
Topaz Wind, LLC	Vice President
Toro Energy of California, LLC	Vice President

Toro Energy of Mississippi, LLC	Vice President
Toro Energy of Missouri Champ Holdco, LLC	Vice President
Toro Energy of Missouri Champ, LLC	Vice President
Torrecillas Battery Storage Interconnect, LLC	Vice President
Torrecillas Energy Storage, LLC	Vice President
Torrecillas Interconnection, LLC	Vice President
Torrecillas Wind Energy, LLC	Vice President
Tournesol Solar, LLC	Vice President
Tower Associates, LLC	Vice President
Trail Ridge Energy, LLC	Vice President
Trailblazer Wind Class A Holdings, LLC	Vice President
Trailblazer Wind Funding, LLC	Vice President
Trailblazer Wind Holdings, LLC	Vice President
Trailblazer Wind, LLC	Vice President
Trans Bay Cable LLC	Vice President
Trans Bay Funding II LLC	Vice President
Transmission Services Holdings LLC	Vice President
Trelina Solar Energy Center, LLC	Vice President
Trilby Ranch Solar, LLC	Vice President
Trinity Operating (USG), LLC	Vice President
Trousdale Solar II, LLC	Vice President
Trousdale Solar, LLC	Vice President
Trout Lake I Solar LP, ULC	Vice President
Trout Lake II Solar LP, ULC	Vice President
Trout Lake III Solar LP, ULC	Vice President
Troutdale Grid Holdings, LLC	Vice President
Troutdale Grid, LLC	Vice President
Tuckertown Solar, LLC	Vice President
Tupelo Brake Solar, LLC	Vice President
Turkey Ridge Wind Farm LLC	Vice President
Turquoise Sky Class A Holdings, LLC	Vice President
Turquoise Sky Funding, LLC	Vice President
Turquoise Sky Holdings, LLC	Vice President
Turquoise Sky, LLC	Vice President

Tuscola Bay Wind, LLC	Vice President
Tuscola Solar II, LLC	Vice President
Tuscola Wind II, LLC	Vice President
Tuscola Wind III, LLC	Vice President
Tusk Wind Holdings II, LLC	Vice President
Tusk Wind Holdings III, LLC	Vice President
Tusk Wind Holdings IV, LLC	Vice President
Tusk Wind Holdings V, LLC	Vice President
Tusk Wind Holdings, LLC	Vice President
Two Creeks Energy Storage II, LLC	Vice President
Two Creeks Energy Storage, LLC	Vice President
Two Creeks Solar Holdings, LLC	Vice President
Two Creeks Solar, LLC	Vice President
TX Energy Dev, LLC	Vice President
TZ Capital Holdings, LLC	Vice President
TZ Real Estate Holdings, LLC	Vice President
U. S. Windpower Transmission Corporation	Vice President
Umatilla Depot Solar, LLC	Vice President
UniEnergy Properties II, LLC	Vice President
United HomeVu Holdings, LLC	Vice President & Treasurer
United HomeVu Illinois, LLC	Vice President & Treasurer
United HomeVu Kansas, LLC	Vice President & Treasurer
United HomeVu Maryland, LLC	Vice President & Treasurer
United HomeVu Michigan, LLC	Vice President & Treasurer
United HomeVu Mississippi, LLC	Vice President & Treasurer
United HomeVu Ohio, LLC	Vice President & Treasurer
United HomeVu Tennessee, LLC	Vice President & Treasurer
USG Barnett Midstream I, LLC	Vice President
USG Energy Gas Investment, LLC	Vice President
USG Energy Gas Producer Holdings, LLC	Vice President
USG Greenholly Pipeline Holdings, LLC	Vice President
USG Midstream Bakken I, LLC	Vice President
USG Midstream Haynesville Sands I, LLC	Vice President
USG Midstream Holdings, LLC	Vice President

USG Midstream Mississippian Lime I, LLC	Vice President
USG Properties Austin Chalk Holdings, LLC	Vice President
USG Properties Austin Chalk I, LLC	Vice President
USG Properties Austin Chalk II, LLC	Vice President
USG Properties Bakken Holdings, LLC	Vice President
USG Properties Bakken I, LLC	Vice President
USG Properties Bakken II, LLC	Vice President
USG Properties Barnett Holdings, LLC	Vice President
USG Properties Barnett II, LLC	Vice President
USG Properties Eagle Ford Holdings, LLC	Vice President
USG Properties Eagle Ford III, LLC	Vice President
USG Properties Eagle Ford IV, LLC	Vice President
USG Properties Granite Wash Holdings, LLC	Vice President
USG Properties Granite Wash I, LLC	Vice President
USG Properties Haynesville Sand I, LLC	Vice President
USG Properties Haynesville Sands Holdings, LLC	Vice President
USG Properties Haynesville, LLC	Vice President
USG Properties Jackfork Holdings, LLC	Vice President
USG Properties Jackfork I, LLC	Vice President
USG Properties Marcellus Holdings, LLC	Vice President
USG Properties Mississippian Lime Holdings, LLC	Vice President
USG Properties Mississippian Lime I, LLC	Vice President
USG Properties Mississippian Lime II, LLC	Vice President
USG Properties Niobrara Holdings, LLC	Vice President
USG Properties Permian Basin Holdings, LLC	Vice President
USG Properties Permian Basin I, LLC	Vice President
USG Properties Permian Basin II, LLC	Vice President
USG Properties Wilcox Holdings, LLC	Vice President
USG Properties Wilcox I, LLC	Vice President
USG Properties Woodford Holdings, LLC	Vice President
USG Properties Woodford I, LLC	Vice President
USG Properties Woodford II, LLC	Vice President
USG Surface Facilities Holdings, LLC	Vice President

USG Surface Facilities I, LLC	Vice President
USG Surface Facilities II, LLC	Vice President
USG Surface Facilities Mississippian Lime I, LLC	Vice President
USG Technology Holdings, LLC	Vice President
USG West Relay, LLC	Vice President
USG Wheatland Pipeline, LLC	Vice President
Usource, Inc.	Vice President
Usource, L.L.C.	Vice President
USW Land Corporation	Vice President
Valencia Energy Storage, LLC	Vice President
Valley Farms Energy Storage, LLC	Vice President
Van Epps Solar, LLC	Vice President
Vanguard Energy Services, L.L.C.	Vice President
Vanguard Energy Services, LLC	Vice President
Vanguard Power Services, L.L.C.	Vice President
Vansycle II Wind, LLC	Vice President
Vansycle III Wind, LLC	Vice President
Vaquero TE Holdings, LLC	Vice President
Vaquero TE Portfolio, LLC	Vice President
Vaquero Wind Class A Holdings, LLC	Vice President
Vaquero Wind Funding, LLC	Vice President
Vaquero Wind Holdings, LLC	Vice President
Vaquero Wind TE Portfolio Holdings, LLC	Vice President
Vaquero Wind, LLC	Vice President
Vasco Winds, LLC	Vice President
Verily Solar, LLC	Vice President
Victory Renewables, LLC	Vice President
Virginia WaterHub, LLC	Vice President
VMCLR Holdings, LLC	Vice President
Vulcan Solar Holdings, LLC	Vice President
Vulcan Solar Project, LLC	Vice President
W Portsmouth St Solar I, LLC	Vice President
Wabash Energy Center, LLC	Vice President
Waco Solar, LLC	Vice President

Wadley Solar, LLC	Vice President
Wagon Trail Energy Center, LLC	Vice President
Walleye Wind, LLC	Vice President
Wallingford Renewable Energy LLC	Vice President
Walnut Branch Solar, LLC	Vice President
Walworth Solar, LLC	Vice President
Washington County Solar, LLC	Vice President
Washington Republic Wind, LLC	Vice President
Water Valley Wind Holdings, LLC	Vice President
Watermelon Pond Solar, LLC	Vice President
Waters Lake Solar, LLC	Vice President
Watkins Glen Solar Energy Center, LLC	Vice President
Watkins Glen Wind, LLC	Vice President
Watonga Wind, LLC	Vice President
Waymart Wind II, LLC	Vice President
Weatherford Wind, LLC	Vice President
Weirs Creek Solar, LLC	Vice President
Weld Solar, LLC	Vice President
Wessington Springs Wind, LLC	Vice President
West Atlanta Energy Storage, LLC	Vice President
West Branch Wind Project, LLC	Vice President
West Fork Wind, LLC	Vice President
West Gardner Solar, LLC	Vice President
West Gardner Storage, LLC	Vice President
West Hills Wind, LLC	Vice President
West Memphis Solar, LLC	Vice President
Westside Solar, LLC	Vice President
Wheatbelt Wind, LLC	Vice President
Wheatridge East Wind, LLC	Vice President
Wheatridge Interconnection, LLC	Vice President
Wheatridge Northeast Wind, LLC	Vice President
Wheatridge Solar Energy Center, LLC	Vice President
Wheatridge Wind Holdings, LLC	Vice President
Wheatridge Wind II, LLC	Vice President

Whiptail Wind, LLC	Vice President
Whiptail-Majestic Holdings, LLC	Vice President
Whiptail-Majestic Portfolio, LLC	Vice President
Whiptail-Montezuma Funding, LLC	Vice President
Whiptail-Montezuma Holdings, LLC	Vice President
White Butte Wind Project, LLC	Vice President
White Mesa Wind, LLC	Vice President
White Oak Energy Holdings, LLC	Vice President
White Oak Energy LLC	Vice President
White Oak Solar, LLC	Vice President
White Pine Solar, LLC	Vice President
White River Valley Solar Holdings, LLC	Vice President
White River Valley Solar, LLC	Vice President
White Rose Blanket, LLC	Vice President
Whitehurst Solar, LLC	Vice President
Whitney Point Solar, LLC	Vice President
Wild Hog Solar, LLC	Vice President
Wild Plains Wind Project II, LLC	Vice President
Wild Plains Wind Project, LLC	Vice President
Wildcat Ranch Energy Storage, LLC	Vice President
Wildcat Ranch Wind Project, LLC	Vice President
Wildflower Wind Class A Holdings, LLC	Vice President
Wildflower Wind Funding, LLC	Vice President
Wildflower Wind Holdings, LLC	Vice President
Wildflower Wind Portfolio, LLC	Vice President
Wildflower Wind, LLC	Vice President
Wildwood Solar, LLC	Vice President
Willow Creek Wind Project, LLC	Vice President
Wilmot Energy Center II, LLC	Vice President
Wilmot Energy Center, LLC	Vice President
Wilsonville Solar, LLC	Vice President
Wilton Wind Energy I, LLC	Vice President
Wilton Wind Energy II, LLC	Vice President
Wilton Wind IV, LLC	Vice President

Win Solar, LLC	Vice President
Winchendon Energy Center, LLC	Vice President
Wind Drift, LLC	Vice President
Wind TE Holdings, LLC	Vice President
WindCo LLC	Vice President
Windpower Partners 1993, LLC	Vice President
Windstar Energy, LLC	Vice President
Windy Lane Energy Center, LLC	Vice President
Winslow Solar, LLC	Vice President
Wissota Solar, LLC	Vice President
Wisteria Solar, LLC	Vice President
Wolf Creek Wind Energy, LLC	Vice President
Wolf Ridge Wind Energy, LLC	Vice President
Wooden Horse, LLC	Vice President
Woods Wildflower Portfolio, LLC	Vice President
Woods Wind Class A Holdings, LLC	Vice President
Woods Wind Funding, LLC	Vice President
Woods Wind Holdings, LLC	Vice President
Woods Wind, LLC	Vice President
Woodward Mountain Wind, LLC	Vice President
WSGP Gas Producing (Arkoma), LLC	Vice President
WSGP Gas Producing, LLC	Vice President
Wyman Cape Holdings, LLC	Vice President
Yaupon Solar Holdings, LLC	Vice President
Yaupon Solar, LLC	Vice President
Yellow House Solar, LLC	Vice President
Yellow House Wind, LLC	Vice President
Yellow Pine Energy Center I, LLC	Vice President
Yellow Pine Energy Center II, LLC	Vice President
Yellow Pine Solar II, LLC	Vice President
Yellow Pine Solar III, LLC	Vice President
Yellow Pine Solar Interconnect II, LLC	Vice President
Yellow Pine Solar Interconnect, LLC	Vice President
Yellow Pine Solar, LLC	Vice President

York Energy Center, LLC	Vice President
Youland Solar Barrel, LLC	Vice President
Young Wind Holdings, LLC	Vice President
Young Wind, LLC	Vice President
Zapata Wind Energy, LLC	Vice President
Zephyrus Wind LP, ULC	Vice President
Zion Solar, LLC	Vice President
ZNE Energy Storage, LLC	Vice President
ZSS Power Holdings, LLC	Vice President
ZSS Power, LLC	Vice President

Business Contracts with Officers, Directors and Affiliates

Florida Power & Light Company

For the Year Ended December 31, 2023

List all contracts, agreements, or other business arrangements* entered into during the calendar year (other than compensation-related to position with respondent) between the respondent and each officer and director listed in Part 1 of the Executive Summary. In addition, provide the same information with respect to professional services for each firm, partnership, or organization with which the officer or director is affiliated.

Note: * Business agreement, for this schedule, shall mean any oral or written business deal which binds the concerned parties for products or services during the reporting year or future years.

Name of Officer or Director	Name and Address of Affiliated Entity	Amount	Identification of Product or Service
No such contracts, agreements or other business arrangements to report.			
<p>Note: The above listing excludes contributions, payments to educational institutions, hospitals and industry associations and other dues. See pages 454 through 463 for disclosure of diversification activity.</p>			

**Reconciliation of Gross Operating Revenues
Annual Report versus Regulatory Assessment Fee Return**

Company: Florida Power & Light Company

For the YTD period ended December 31, 2023

Line No.	(a) Description	For the current year, reconcile the gross operating revenues as reported on Page 300 of this report with the gross operating revenues as reported on the utility's regulatory assessment fee return. Explain and justify any differences between the reported gross operating revenues in column (h).					
		(b) Gross Operating Revenues per Page 300	(c) Interstate and Sales for Resale Adjustments	(d) Adjusted Intrastate Gross Operating Revenues	(e) Gross Operating Revenues per RAF Return	(f) Interstate and Sales for Resale Adjustments	(g) Adjusted Intrastate Gross Operating Revenues
1	Total Sales to Ultimate Customers (440-446, 448)	\$16,978,327,462		\$16,978,327,462	\$16,978,327,462	\$16,978,327,462	\$0
2	Sales for Resale (447)	\$684,608,973	\$684,608,973	\$0	\$684,608,973	\$0	\$0
3	Total Sales of Electricity	\$17,662,936,435	\$684,608,973	\$16,978,327,462	\$17,662,936,435	\$16,978,327,462	\$0
4	Provision for Rate Refunds (449.1)	(\$37,337,986)	(\$33,426,705)	(\$3,911,283)	(\$37,337,986)	(\$3,911,283)	\$0
5	Total Net Sales of Electricity	\$17,625,598,447	\$651,182,268	\$16,974,416,179	\$17,625,598,447	\$16,974,416,179	\$0
6	Total Other Operating Revenues (450-456)	\$406,389,389	\$89,703,634	\$316,685,755	\$406,552,356	\$316,848,722	(\$162,967)
7	Other (Specify)	\$0	\$0	\$0	\$0	\$0	\$0
8							
9							
10	Total Gross Operating Revenues	\$18,031,987,836	\$740,885,902	\$17,291,101,934	\$18,032,150,803	\$17,291,264,901	(\$162,967)

Notes: The differences are due to:

1) The Regulatory Assessment Fee (RAF) return is required to be filed on a consolidated basis, versus the requirement for the FERC Form 1 to be unconsolidated. Based on this, the following adjustments have been made: Revenues generated by FPL Services, LLC included in the RAF, but not in FF1 Page 300.

(162,967)
(162,967)

**Florida Power & Light Company
For the Year Ended December 31, 2023**

ENTITIES FORMED

DATE	ENTITY	JURISDICTION	MEMBER	% OWNED
1/3/2023	FPL Project Management, LLC	Delaware	Florida Power & Light Company	100%
1/5/2023	Greenholly Gathering Pipeline LLC	Delaware	USG Midstream Holdings, LLC	21.6%
1/10/2023	Independence Solar Energy, LLC	Delaware	ESI Energy, LLC	100%
1/10/2023	Kola Energy Storage II, LLC	Delaware	ESI Energy, LLC	100%
1/10/2023	Persica Solar, LLC	Delaware	ESI Energy, LLC	100%
1/11/2023	Dinosolar Holdings, LLC	Delaware	ESI Energy, LLC	100%
1/11/2023	High Winds Energy Storage, LLC	Delaware	ESI Energy, LLC	100%
1/11/2023	Montezuma Energy Storage, LLC	Delaware	ESI Energy, LLC	100%
1/11/2023	Montezuma II Energy Storage, LLC	Delaware	ESI Energy, LLC	100%
1/11/2023	Moon Crater Energy Center, LLC	Delaware	ESI Energy, LLC	100%
1/11/2023	Wabash Energy Center, LLC	Delaware	ESI Energy, LLC	100%
1/17/2023	NextEra Energy Investments Solutions, LLC	Delaware	Napa Capital Holdings, LLC	100%
1/19/2023	Belmont Energy Center, LLC	Delaware	ESI Energy, LLC	100%
1/19/2023	Dry Lake East Energy Center II, LLC	Delaware	ESI Energy, LLC	100%
1/19/2023	Dunns Bridge Solar II, LLC	Delaware	Dunns Bridge Holdings, LLC	100%
1/19/2023	Manufacturing Investments, LLC	Delaware	ESI Energy, LLC	100%
1/19/2023	Roundhouse Interconnect, LLC	Delaware	Roundhouse Renewable Energy II, LLC	100%
1/19/2023	Saint Interconnect, LLC	Delaware	ESI Energy, LLC	100%
1/25/2023	NextCity Networks Alabama, LLC	Delaware	NextCity Networks Holdings, LLC	100%
1/25/2023	NextCity Networks Missouri, LLC	Delaware	NextCity Networks Holdings, LLC	100%
1/25/2023	NextCity Networks Utah, LLC	Delaware	NextCity Networks Holdings, LLC	100%
1/26/2023	Juniper Creek Land Acquisition, LLC	Delaware	NextEra Energy Transmission, LLC	100%
1/26/2023	Mill Swamp Wetland and Stream Mitigation, LLC	Delaware	NEM Mitigation, LLC	100%
1/26/2023	Nut Tree Energy Storage, LLC	Delaware	ESI Energy, LLC	100%
1/26/2023	Templeton Wind Energy Center, LLC	Delaware	ESI Energy, LLC	100%
1/26/2023	Watermelon Pond Solar, LLC	Delaware	ESI Energy, LLC	100%
2/2/2023	DG Maumee, LLC	Delaware	DG MAC Holdings, LLC	100%
2/2/2023	High Country Energy Holdings, LLC	Delaware	Northern Colorado Holdings, LLC	100%
2/2/2023	Moss Hill Holdings, LLC	Delaware	ESI Energy, LLC	100%
2/2/2023	Yellow Pine Solar Interconnect II, LLC	Delaware	ESI Energy, LLC	100%
2/3/2023	Breckinridge Energy Storage, LLC	Delaware	ESI Energy, LLC	100%
2/3/2023	La Cygne Solar, LLC	Delaware	ESI Energy, LLC	100%
2/3/2023	Rubric Class A Holdings, LLC	Delaware	Rubric Holdings, LLC	100%
2/3/2023	Rubric Funding, LLC	Delaware	ESI Energy, LLC	100%
2/3/2023	Rubric Holdings, LLC	Delaware	Rubric Funding, LLC	100%
2/3/2023	Rubric, LLC	Delaware	Rubric Class A Holdings, LLC	100%

Analysis of Diversification Activity
Changes in Corporate Structure

2/3/2023	Silver Peak Storage Holdings, LLC	Delaware	ESI Energy, LLC	100%
2/6/2023	Green Pinnacle Holdings, LLC	Delaware	Green Hydrogen Holdings, LLC	100%
2/9/2023	Bay Eport 1, LLC	Delaware	NextEra Mobility, LLC	100%
2/9/2023	eIQ Advisors, LLC	Delaware	NextEra Mobility, LLC	100%
2/9/2023	Mobility Infrastructure, LLC	Delaware	NextEra Mobility, LLC	100%
2/9/2023	NextEra Mobility, LLC	Delaware	DG 1, LLC	100%
2/9/2023	NYC EPort1, LLC	Delaware	NextEra Mobility, LLC	100%
2/15/2023	Amber Meadow Solar, LLC	Delaware	ESI Energy, LLC	100%
2/15/2023	Desert Sands Energy Storage 1, LLC	Delaware	ESI Energy, LLC	100%
2/15/2023	Emporia Solar, LLC	Delaware	ESI Energy, LLC	100%
2/15/2023	Manila Solar, LLC	Delaware	ESI Energy, LLC	100%
2/15/2023	Shortleaf Solar, LLC	Delaware	ESI Energy, LLC	100%
2/16/2023	Baldwin County Solar, LLC	Delaware	ESI Energy, LLC	100%
2/16/2023	Upper Canada Transmission 2, Inc.	Ontario, Canada	Upper Canada Transmission, Inc.	100%
2/17/2023	Eloy Valley Energy Center II, LLC	Delaware	ESI Energy, LLC	100%
2/17/2023	Eloy Valley Energy Center III, LLC	Delaware	ESI Energy, LLC	100%
2/17/2023	Rumble Solar, LLC	Delaware	ESI Energy, LLC	100%
2/22/2023	Beaver Creek Solar, LLC	Delaware	ESI Energy, LLC	100%
2/22/2023	DG Charleston BTM, LLC	Delaware	DG Illinois BTM, LLC	100%
2/22/2023	DG Charleston CS, LLC	Delaware	DG Illinois CS, LLC	100%
2/22/2023	DG George Millard, LLC	Delaware	DG Massachusetts CS, LLC	100%
2/22/2023	DG Green Arrow, LLC	Delaware	DG Minnesota CS II, LLC	100%
2/22/2023	DG Portfolio 2023 Holdings, LLC	Delaware	DG 1 Acquisition Co., LLC	100%
2/22/2023	DG Portfolio 2023, LLC	Delaware	DG Portfolio 2023 Holdings, LLC	100%
2/22/2023	DG Robinson BTM, LLC	Delaware	DG Illinois BTM, LLC	100%
2/22/2023	DG Robinson CS, LLC	Delaware	DG Illinois CS, LLC	100%
2/22/2023	Rush Springs Solar, LLC	Delaware	ESI Energy, LLC	100%
2/27/2023	Big Cypress Solar Holdings, LLC	Delaware	Big Cypress Solar, LLC	100%
2/28/2023	Clean Energy Solutions Acquisitions, LLC	Delaware	NextEra Clean Energy Solutions, LLC	100%
2/28/2023	Clean Energy Solutions Consulting, LLC	Delaware	NextEra Clean Energy Solutions, LLC	100%
2/28/2023	DG Alameda, LLC	Delaware	DG West Holdings, LLC	100%
2/28/2023	DG Bruin, LLC	Delaware	DG West Holdings, LLC	100%
2/28/2023	DG WM Simi, LLC	Delaware	DG West Holdings, LLC	100%
3/2/2023	Allons Solar, LLC	Delaware	ESI Energy, LLC	100%
3/2/2023	Geaux Solar, LLC	Delaware	ESI Energy, LLC	100%
3/2/2023	Liberty Grand Solar, LLC	Delaware	ESI Energy, LLC	100%
3/6/2023	NextBridge (OPTIONCO), Inc.	Ontario, Canada	NextEra Energy NextBridge Holding, ULC	33.3%
3/17/2023	Dry Land Prairie Solar, LLC	Delaware	ESI Energy, LLC	100%
3/17/2023	Forest Trace Solar, LLC	Delaware	ESI Energy, LLC	100%
3/17/2023	Grace Orchard Energy Center, LLC	Delaware	ESI Energy, LLC	100%
3/17/2023	Kola Interconnect, LLC	Delaware	ESI Energy, LLC	100%
3/17/2023	Malden Solar, LLC	Delaware	ESI Energy, LLC	100%
3/17/2023	Nelson Hills Energy Storage, LLC	Delaware	ESI Energy, LLC	100%
3/17/2023	Rubric Portfolio, LLC	Delaware	Rubric, LLC	100%

Analysis of Diversification Activity
Changes in Corporate Structure

3/17/2023	Sunlight Portfolio II, LLC	Delaware	Sunlight Renewables Holdings II, LLC	100%
3/17/2023	Sunlight Renewables Class A Holdings II, LLC	Delaware	Sunlight Portfolio II, LLC	100%
3/17/2023	Sunlight Renewables Holdings II, LLC	Delaware	ESI Energy, LLC	100%
3/17/2023	Sunlight Renewables II, LLC	Delaware	Sunlight Renewables Class A Holdings II, LLC	100%
3/17/2023	Wilmot Energy Center II, LLC	Delaware	ESI Energy, LLC	100%
3/21/2023	Bullitt Bend Solar, LLC	Delaware	ESI Energy, LLC	100%
3/21/2023	Buxton Creek Solar, LLC	Delaware	ESI Energy, LLC	100%
3/21/2023	Dew Drop Solar, LLC	Delaware	ESI Energy, LLC	100%
3/21/2023	Tilia Energy Storage, LLC	Delaware	ESI Energy, LLC	100%
3/21/2023	Troutdale Grid Holdings, LLC	Delaware	ESI Energy, LLC	100%
3/30/2023	Avalon Sands Class A Holdings, LLC	Delaware	ESI Energy, LLC	100%
3/30/2023	Avalon Sands Funding, LLC	Delaware	Avalon Sands Holdings, LLC	100%
3/30/2023	Avalon Sands Holdings, LLC	Delaware	ESI Energy, LLC	100%
3/30/2023	Avalon Sands, LLC	Delaware	Avalon Sands Funding, LLC	100%
3/30/2023	Whiptail-Montezuma Funding, LLC	Delaware	Avalon Sands Class A Holdings, LLC	100%
3/30/2023	Whiptail-Montezuma Holdings, LLC	Delaware	NEP US SellCo, LLC	100%
			Whiptail-Montezuma Funding, LLC	100%
4/5/2023	Clean Energy Marketing and Communications, LLC	Delaware	ESI Energy, LLC	100%
4/5/2023	Seiling II Energy Storage, LLC	Delaware	ESI Energy, LLC	100%
4/5/2023	USG Properties Haynesville (PDPCO), LLC	Delaware	USG Properties Haynesville, LLC	100%
4/5/2023	ZSS Power Holdings, LLC	Delaware	ESI Energy, LLC	100%
4/28/2023	Bell Ridge Solar Class A Holdings, LLC	Delaware	Bell Ridge Solar Holdings, LLC	100%
4/28/2023	Bell Ridge Solar Funding, LLC	Delaware	ESI Energy, LLC	100%
4/28/2023	Bell Ridge Solar Holdings, LLC	Delaware	Bell Ridge Solar Funding, LLC	100%
4/28/2023	Blue Summit II Storage, LLC	Delaware	ESI Energy, LLC	100%
4/28/2023	Century Oaks Energy Storage, LLC	Delaware	ESI Energy, LLC	100%
4/28/2023	Clayton Wind, LLC	Delaware	ESI Energy, LLC	100%
4/28/2023	Fruitridge Solar, LLC	Delaware	ESI Energy, LLC	100%
4/28/2023	Kenockee Energy Storage, LLC	Delaware	ESI Energy, LLC	100%
4/28/2023	NextEra Energy Services Florida, LLC	Delaware	ESI Energy, LLC	100%
4/28/2023	NextEra Energy Services, LLC	Delaware	NextEra Energy Services, LLC	100%
4/28/2023	Shamrock Energy Storage, LLC	Delaware	ESI Energy, LLC	100%
4/28/2023	Sholes Wind II, LLC	Delaware	ESI Energy, LLC	100%
5/2/2023	Madrid Bend Solar, LLC	Delaware	ESI Energy, LLC	100%
5/2/2023	Persica Solar II, LLC	Delaware	ESI Energy, LLC	100%
5/2/2023	Taylor Creek Solar II, LLC	Delaware	ESI Energy, LLC	100%
5/4/2023	Columbus Energy Storage, LLC	Delaware	ESI Energy, LLC	100%
5/4/2023	Hopkins Farm Mitigation, LLC	Delaware	NEM Mitigation, LLC	100%
5/8/2023	Jackson Fuller Energy Storage, LLC	Delaware	Northern Colorado Holdings, LLC	100%
5/8/2023	Jackson Fuller Energy Storage, LLC	Delaware	Northern Colorado Holdings, LLC	100%
5/11/2023	Inertia Portfolio, LLC	Delaware	ESI Energy, LLC	100%
5/15/2023	Mount Vernon Battery Storage, LLC	Delaware	ESI Energy, LLC	100%
5/15/2023	Wagon Trail Energy Center, LLC	Delaware	ESI Energy, LLC	100%
5/16/2023	DG Wood River, LLC	Delaware	DG 1 Acquisition, LLC	100%

Analysis of Diversification Activity
Changes in Corporate Structure

5/16/2023	Blue Prairie Wind, LLC	Delaware	ESI Energy, LLC	100%
5/17/2023	Wild Plains Wind Project II, LLC	Delaware	ESI Energy, LLC	100%
5/26/2023	Cater Solar, LLC	Delaware	ESI Energy, LLC	100%
5/26/2023	East Field Energy Storage, LLC	Delaware	ESI Energy, LLC	100%
5/30/2023	DG Empire Lumen 2023, LLC	Delaware	DG Portfolio 2023, LLC	100%
5/30/2023	DG Harvest 2023, LLC	Delaware	DG Portfolio 2023, LLC	100%
5/30/2023	DG IL CS 2023, LLC	Delaware	DG Portfolio 2023, LLC	100%
5/30/2023	DG NY CS Garstar 2023, LLC	Delaware	DG Portfolio 2023, LLC	100%
5/30/2023	DG NY CS Seable 2023, LLC	Delaware	DG Portfolio 2023, LLC	100%
5/30/2023	DG NY CS Timelight 2023, LLC	Delaware	DG Portfolio 2023, LLC	100%
5/30/2023	DG West 2023, LLC	Delaware	DG Portfolio 2023, LLC	100%
5/31/2023	Crowned Ridge Energy Storage I, LLC	Delaware	ESI Energy, LLC	100%
5/31/2023	Crowned Ridge Energy Storage II, LLC	Delaware	ESI Energy, LLC	100%
5/31/2023	Gordon Evans Energy Storage, LLC	Delaware	ESI Energy, LLC	100%
5/31/2023	Ninnescah Flats Energy Storage, LLC	Delaware	ESI Energy, LLC	100%
5/31/2023	Oklahoma HVDC Transmission, LLC	Delaware	NextEra Energy Transmission, LLC	100%
5/31/2023	Selma Energy Center, LLC	Delaware	ESI Energy, LLC	100%
5/31/2023	Tecumseh Energy Storage, LLC	Delaware	ESI Energy, LLC	100%
5/31/2023	West Gardner Storage, LLC	Delaware	ESI Energy, LLC	100%
6/6/2023	Renewables Portfolio Class B Holdings II, LLC	Delaware	Renewables Portfolio Holdings II, LLC	100%
6/6/2023	Renewables Portfolio Holdings II, LLC	Delaware	ESI Energy, LLC	100%
6/6/2023	Sunlight Storage II Preferred Holdings, LLC	Delaware	Sunlight Storage Preferred Portfolio, LLC	100%
6/6/2023	Sunlight Storage Preferred Portfolio, LLC	Delaware	ESI Energy, LLC	100%
6/7/2023	Baldo Solutions, LLC	Delaware	ESI Energy, LLC	100%
6/7/2023	Crosley Energy Center, LLC	Delaware	ESI Energy, LLC	100%
6/7/2023	Lone Grove Energy Storage, LLC	Delaware	ESI Energy, LLC	100%
6/7/2023	Mango Palms Funding, LLC	Delaware	ESI Energy, LLC	100%
6/7/2023	Mango Palms Holdings, LLC	Delaware	Mango Palms Funding, LC	100%
6/7/2023	Mango Palms Portfolio, LLC	Delaware	ESI Energy, LLC	100%
6/7/2023	Roy Solar, LLC	Delaware	ESI Energy, LLC	100%
6/22/2023	Tupelo Brake Solar, LLC	Delaware	ESI Energy, LLC	100%
6/28/2023	SOCAL Eport 1, LLC	Delaware	NextEra Mobility, LLC	100%
6/29/2023	Birch Solar, LLC	Delaware	ESI Energy, LLC	100%
6/29/2023	Cadia Wind, LLC	Delaware	ESI Energy, LLC	100%
6/29/2023	Cheyenne Wind, LLC	Delaware	ESI Energy, LLC	100%
6/29/2023	Cumberland Wind, LLC	Delaware	ESI Energy, LLC	100%
6/29/2023	Joplin Solar, LLC	Delaware	ESI Energy, LLC	100%
6/29/2023	McClain Solar, LLC	Delaware	ESI Energy, LLC	100%
6/29/2023	McClain Wind, LLC	Delaware	ESI Energy, LLC	100%
6/29/2023	Pecan Creek Wind, LLC	Delaware	ESI Energy, LLC	100%
6/29/2023	Rumble Solar II, LLC	Delaware	ESI Energy, LLC	100%
6/29/2023	Sugar Maple Solar 1, LLC	Delaware	ESI Energy, LLC	100%
6/29/2023	Swissvale Solar, LLC	Delaware	ESI Energy, LLC	100%
6/30/2023	Proxima Portfolio, LLC	Delaware	ESI Energy, LLC	100%

Analysis of Diversification Activity
Changes in Corporate Structure

7/5/2023	Storey Bend Transmission, LLC	Delaware	ESI Energy, LLC	100%
7/7/2023	87th Street Energy Storage, LLC	Delaware	ESI Energy, LLC	100%
7/7/2023	Cass County Solar Nebraska, LLC	Delaware	ESI Energy, LLC	100%
7/7/2023	NextCity Networks Arizona, LLC	Delaware	NextCity Networks Holdings, LLC	100%
7/7/2023	NextEra Energy Services Georgia, LLC	Delaware	NextEra Energy Services, LLC	100%
7/7/2023	Royal Springs Solar, LLC	Delaware	ESI Energy, LLC	100%
7/7/2023	Swissvale Energy Storage, LLC	Delaware	ESI Energy, LLC	100%
7/7/2023	Cutler Brothers Funding, LLC	Delaware	ESI Energy, LLC	100%
7/17/2023	Greeley Energy Storage, LLC	Delaware	ESI Energy, LLC	100%
7/17/2023	Hartland Energy Storage, LLC	Delaware	ESI Energy, LLC	100%
7/17/2023	Steele Flats Energy Storage, LLC	Delaware	ESI Energy, LLC	100%
7/17/2023	Yaupon Solar Holdings, LLC	Delaware	ESI Energy, LLC	100%
7/19/2023	Swan Lake Wind Holdings LLC	Delaware	ESI Energy, LLC	100%
7/20/2023	Cloverleaf Solar, LLC	Delaware	ESI Energy, LLC	100%
7/20/2023	Shery Solar, LLC	Delaware	ESI Energy, LLC	100%
7/21/2023	Carousel Wind III, LLC	Delaware	Northern Colorado Holdings LLC	100%
7/21/2023	Cutler Brothers Class A Holdings, LLC	Delaware	Cutler Brothers Holdings, LLC	100%
7/21/2023	Cutler Brothers Holdings, LLC	Delaware	Cutler Brothers Funding, LLC	100%
7/21/2023	Cutler Brothers, LLC	Delaware	Cutler Brothers Class A Holdings, LLC	100%
7/21/2023	Grace Orchard Solar II, LLC	Delaware	ESI Energy, LLC	100%
7/21/2023	Larksong Wind, LLC	Delaware	ESI Energy, LLC	100%
7/21/2023	North Dakota Wind III, LLC	Delaware	ESI Energy, LLC	100%
8/11/2023	Cowley Solar, LLC	Delaware	ESI Energy, LLC	100%
8/11/2023	Dodge Flat Energy Center, LLC	Delaware	ESI Energy, LLC	100%
8/11/2023	Hinton Creek Solar, LLC	Delaware	ESI Energy, LLC	100%
8/11/2023	McClain Energy Storage	Delaware	ESI Energy, LLC	100%
8/14/2023	EverBright Financing 2023, LLC	Delaware	DCRBN Ventures, LLC	100%
8/14/2023	Sky Ranch Energy Storage II, LLC	Delaware	ESI Energy, LLC	100%
8/14/2023	Wildcat Ranch Energy Storage, LLC	Delaware	ESI Energy, LLC	100%
8/22/2023	Cantaloupe Solar Holdings, LLC	Delaware	ESI Energy, LLC	100%
8/22/2023	DG Woodward Energy Storage, LLC	Delaware	DG Central 1, LLC	100%
8/23/2023	Green River Solar Holdings, LLC	Delaware	ESI Energy, LLC	100%
8/24/2023	NextEra Energy Services Acquisitions, LLC	Delaware	NextEra Energy Services, LLC	100%
8/29/2023	Crow Creek Solar Portfolio, LLC	Delaware	ESI Energy, LLC	100%
8/30/2023	DG Farmer City, LLC	Delaware	DG Illinois BTM, LLC	100%
8/30/2023	Gila Transmission, LLC	Delaware	ESI Energy, LLC	100%
8/30/2023	Green Mallard Solar, LLC	Delaware	ESI Energy, LLC	100%
8/30/2023	Greenlee Solar, LLC	Delaware	ESI Energy, LLC	100%
8/30/2023	GridLiance Louisiana, LLC	Delaware	NextEra Energy Transmission, LLC	100%
8/30/2023	NextEra Energy Services Development, LLC	Delaware	NextEra Energy Services, LLC	100%
8/30/2023	Octo Wind, LLC	Delaware	ESI Energy, LLC	100%
8/30/2023	Route 66 Energy Storage, LLC	Delaware	ESI Energy, LLC	100%
8/30/2023	SoCal Eport II, LLC	Delaware	NextEra Mobility, LLC	100%

Analysis of Diversification Activity
Changes in Corporate Structure

8/30/2023	Stillwell Energy Storage, LLC	Delaware	ESI Energy, LLC	100%
8/30/2023	Storey Bend South Solar, LLC	Delaware	ESI Energy, LLC	100%
8/30/2023	TX Energy Dev, LLC	Delaware	Green Hydrogen Holdings, LLC	100%
9/5/2023	Crowned Ridge BESS Interconnection, LLC	Delaware	Crowned Ridge Energy Storage I, LLC/Northern States Power	50.00/50.00%
9/13/2023	Beargrass Wind Funding, LLC	Delaware	Beargrass Wind Holding, LLC	100%
9/13/2023	DG VDH BESS, LLC	Delaware	DG Central Holdings, LLC	100%
9/13/2023	Sky Ranch Energy Storage Holdings, LLC	Delaware	ESI Energy, LLC	100%
9/13/2023	Sky Ranch Solar Holdings, LLC	Delaware	ESI Energy, LLC	100%
9/15/2023	Beezley Hill Energy Center, LLC	Delaware	ESI Energy, LLC	100%
9/15/2023	Birch Bay Energy Storage, LLC	Delaware	ESI Energy, LLC	100%
9/15/2023	Buena Vista Energy Center III, LLC	Delaware	ESI Energy, LLC	100%
9/15/2023	Chemult Energy Center, LLC	Delaware	ESI Energy, LLC	100%
9/15/2023	Clarkston Energy Center, LLC	Delaware	ESI Energy, LLC	100%
9/15/2023	Desert Sands Energy Storage II, LLC	Delaware	ESI Energy, LLC	100%
9/15/2023	Four Sisters Energy Center, LLC	Delaware	ESI Energy, LLC	100%
9/15/2023	Lumberjack Pines Energy Center, LLC	Delaware	ESI Energy, LLC	100%
9/15/2023	Roadhouse Energy Storage, LLC	Delaware	ESI Energy, LLC	100%
9/15/2023	Sholes Energy Storage, LLC	Delaware	ESI Energy, LLC	100%
9/15/2023	Summit Springs Energy Center, LLC	Delaware	ESI Energy, LLC	100%
9/15/2023	Terjeson Wind, LLC	Delaware	ESI Energy, LLC	100%
9/15/2023	Tournesol Solar, LLC	Delaware	ESI Energy, LLC	100%
9/15/2023	Wheatridge Northeast Wind, LLC	Delaware	ESI Energy, LLC	100%
9/15/2023	Wind Drift, LLC	Delaware	ESI Energy, LLC	100%
9/22/2023	Arlington Cereal City Funding, LLC	Delaware	ESI Energy, LLC	100%
9/22/2023	Arlington Cereal City Holdings, LLC	Delaware	Arlington Cereal City Funding, LLC	100%
9/22/2023	Dry Falls Energy Center, LLC	Delaware	ESI Energy, LLC	100%
9/22/2023	Espresso Energy Storage, LLC	Delaware	ESI Energy, LLC	100%
9/22/2023	New Landing Solar, LLC	Delaware	ESI Energy, LLC	100%
9/22/2023	NextEra Energy Transmission New England, LLC	Delaware	NextEra Energy Transmission, LLC	100%
9/22/2023	Throckmorton Wind, LLC	Delaware	ESI Energy, LLC	100%
9/26/2023	NextEra Energy Nuclear Support Market Resources, LLC	Delaware	ESI Energy, LLC	100%
10/10/2023	Hubbard Wind II, LLC	Delaware	ESI Energy, LLC	100%
10/11/2023	Central Scott Solar, LLC	Delaware	ESI Energy, LLC	100%
10/11/2023	Cowboy Solar, LLC	Delaware	ESI Energy, LLC	100%
10/11/2023	Dodge Flat Energy Storage, LLC	Delaware	ESI Energy, LLC	100%
10/11/2023	Scott County Wind, LLC	Delaware	ESI Energy, LLC	100%
10/11/2023	West Atlanta Energy Storage, LLC	Delaware	ESI Energy, LLC	100%
10/12/2023	Mobility Infrastructure Contracting, LLC	Delaware	NextEra Mobility, LLC	100%
10/12/2023	Sandcut Solar Energy Center, LLC	Delaware	ESI Energy, LLC	100%
10/12/2023	Shamrock Interconnection, LLC	Delaware	Shamrock Wind, LLC/Shamrock Energy Storage, LLC	70%/30%
10/19/2023	Golden Horizon Portfolio Holdings, LLC	Delaware	Golden Horizon Holdings, LLC	100%

Analysis of Diversification Activity
Changes in Corporate Structure

10/19/2023	Pierce County Energy Center, LLC	Delaware	ESI Energy, LLC	100%
10/19/2023	Scissortail RNG Holdings, LLC	Delaware	Renewable Fuels Holdings, LLC	100%
11/1/2023	NextEra Renewable Fuels Development, LLC	Delaware	Renewable Fuels Holdings, LLC	100%
11/1/2023	Limon Logan Funding, LLC	Delaware	Northern Colorado Holdings LLC	100%
11/1/2023	Limon Logan Holdings, LLC	Delaware	Limon Logan Funding, LLC	100%
11/1/2023	Mobility Infrastructure Development, LLC	Delaware	NextEra Mobility, LLC	100%
11/1/2023	New Salem Wind Class A Holdings I, LLC	Delaware	New Salem Wind Holdings I, LLC	100%
11/1/2023	New Salem Wind Funding I, LLC	Delaware	ESI Energy, LLC	100%
11/1/2023	New Salem Wind Holdings I, LLC	Delaware	New Salem Wind Funding I, LLC	100%
11/1/2023	New Salem Wind I, LLC	Delaware	New Salem Wind Class A Holdings I, LLC	100%
11/1/2023	New Salem Wind II, LLC	Delaware	ESI Energy, LLC	100%
11/1/2023	NextEra Analytics Solutions, LLC	Delaware	ESI Energy, LLC	100%
11/1/2023	Woods Wildflower Portfolio, LLC	Delaware	Woods Wind Holdings, LLC	100%
11/16/2023	Crowned Ridge Energy Storage II Holdings, LLC	Delaware	ESI Energy, LLC	100%
11/16/2023	Eagle Road Solar, LLC	Delaware	ESI Energy, LLC	100%
11/16/2023	GridLiance Louisiana Capital, LLC	Delaware	NextEra Energy Transmission, LLC	100%
11/16/2023	GridLiance Louisiana Holdings, LLC	Delaware	GridLiance Louisiana Capital, LLC	100%
11/16/2023	GridLiance Peaks, LLC	Delaware	NextEra Energy Transmission, LLC	100%
11/16/2023	Silver State South Interconnect, LLC	Delaware	ESI Energy, LLC	100%
11/16/2023	Tiger Lake Solar, LLC	Delaware	ESI Energy, LLC	100%
11/16/2023	Windy Lane Energy Center, LLC	Delaware	ESI Energy, LLC	100%
11/20/2023	Vulcan Solar Holdings, LLC	Delaware	ESI Energy, LLC	100%
11/28/2023	700 Universe III, LLC	Delaware	NextEra Energy, Inc.	100%
12/1/2023	DG Bellevue, LLC	Delaware	DG MAC Holdings, LLC	100%
12/1/2023	FRP Caldwell Solar, LLC	Delaware	ESI Energy, LLC	100%
12/1/2023	FRP Forest Trail Solar, LLC	Delaware	ESI Energy, LLC	100%
12/1/2023	FRP Miller Solar, LLC	Delaware	ESI Energy, LLC	100%
12/1/2023	FRP Peterson Solar, LLC	Delaware	ESI Energy, LLC	100%
12/1/2023	Grace Orchard Solar III, LLC	Delaware	ESI Energy, LLC	100%
12/1/2023	Win Solar, LLC	Delaware	ESI Energy, LLC	100%
12/5/2023	Arboleda Energy Storage, LLC	Delaware	ESI Energy, LLC	100%
12/5/2023	Big Pasture Ranch Solar, LLC	Delaware	ESI Energy, LLC	100%
12/5/2023	Dog Valley Solar, LLC	Delaware	ESI Energy, LLC	100%
12/5/2023	Goat Rock Solar, LLC	Delaware	ESI Energy, LLC	100%
12/5/2023	Hester Hill Solar, LLC	Delaware	ESI Energy, LLC	100%
12/5/2023	Midway Ranch Solar, LLC	Delaware	ESI Energy, LLC	100%
12/5/2023	Minco Energy Storage II, LLC	Delaware	ESI Energy, LLC	100%
12/5/2023	Saline Energy Center, LLC	Delaware	ESI Energy, LLC	100%
12/5/2023	Scarborough Solar, LLC	Delaware	ESI Energy, LLC	100%
12/5/2023	Silverton Solar, LLC	Delaware	ESI Energy, LLC	100%
12/5/2023	Tiger Solar Holdings, LLC	Delaware	ESI Energy, LLC	100%
12/5/2023	USG Greenholly Pipeline Holdings, LLC	Delaware	USG Midstream Holdings, LLC	100%

Analysis of Diversification Activity
Changes in Corporate Structure

12/15/2023	Walnut Branch Solar, LLC	Delaware	ESI Energy, LLC	100%
12/15/2023	Wild Hog Solar, LLC	Delaware	ESI Energy, LLC	100%
12/17/2023	Vaquero Wind TE Portfolio Holdings, LLC	Delaware	Kinnick Wind Holdings, LLC	100%
12/22/2023	Arlington Portfolio II Holdings, LLC	Delaware	ESI Energy, LLC	100%
12/22/2023	Cereal City Holdings, LLC	Delaware	ESI Energy, LLC	100%
12/22/2023	DG ACWD I, LLC	Delaware	DG West Holdings, LLC	100%
12/22/2023	Dominguez Grid II, LLC	Delaware	ESI Energy, LLC	100%
12/22/2023	Galesburg Wind Holdings, LLC	Delaware	ESI Energy, LLC	100%
12/22/2023	Panama Energy Center, LLC	Delaware	ESI Energy, LLC	100%
12/22/2023	Stagecoach Energy Storage, LLC	Delaware	ESI Energy, LLC	100%
12/22/2023	Two Creeks Energy Storage II, LLC	Delaware	ESI Energy, LLC	100%

DISSOLUTIONS

DATE	ENTITY	JURISDICTION
1/17/2023	Living Skies Solar 10 GP Inc.	New Brunswick
5/31/2023	Palms SC Insurance Company, LLC	South Carolina

QUALIFICATIONS

DATE	ENTITY	QUALIFIED IN	DOMESTIC JURISDICTION
1/4/2023	Silver State South Storage, LLC	Nevada	Delaware
1/6/2023	Weirs Creek Solar, LLC	Kentucky	Delaware
1/6/2023	NextCity Networks Colorado, LLC	Colorado	Delaware
1/9/2023	NextCity Networks Oklahoma, LLC	Oklahoma	Delaware
1/9/2023	NextCity Networks Georgia, LLC	Georgia	Delaware
1/9/2023	Grass Lake Solar Project, LLC	Missouri	Delaware
1/9/2023	FPL Project Management, LLC	Vermont	Delaware
1/10/2023	FPL Project Management, LLC	Virginia	Delaware
1/11/2023	NextCity Networks Michigan, LLC	Michigan	Delaware
1/12/2023	NextEra Energy Solutions, LLC	Minnesota	Delaware
1/12/2023	NextEra Energy Solutions, LLC	South Carolina	Delaware
1/12/2023	NextEra Energy Solutions, LLC	Colorado	Delaware
1/13/2023	NextEra Energy Solutions, LLC	Utah	Delaware
1/13/2023	Coastal Prairie Solar, LLC	Louisiana	Delaware
1/15/2023	FPL Project Management, LLC	District of Columbia	Delaware
1/17/2023	Gexa Energy, LP	Vermont	Texas
1/18/2023	NextEra Energy Solutions, LLC	Florida	Delaware
1/20/2023	Dry Lake East Energy Center, LLC	Nevada	Delaware

Analysis of Diversification Activity
Changes in Corporate Structure

1/24/2023	Home Warranty of the Midwest, Inc.	California	Iowa
1/25/2023	Persica Solar, LLC	Oklahoma	Delaware
1/25/2023	Moon Crater Energy Center, LLC	Idaho	Delaware
1/25/2023	Home Warranty of the Midwest, Inc.	Oregon	Iowa
1/25/2023	Kola Energy Storage II, LLC	California	Delaware
1/25/2023	High Winds Energy Storage, LLC	California	Delaware
1/25/2023	Montezuma Energy Storage, LLC	California	Delaware
1/25/2023	Montezuma II Energy Storage, LLC	California	Delaware
1/26/2023	Boulevard Associates, LLC	Idaho	Delaware
1/30/2023	Home Warranty of the Midwest, Inc.	Missouri	Iowa
1/30/2023	Wabash Energy Center, LLC	Indiana	Delaware
1/30/2023	Dunns Bridge Solar II, LLC	Indiana	Delaware
1/30/2023	Belmont Energy Center, LLC	Arizona	Delaware
1/30/2023	Saint Interconnect, LLC	Arizona	Delaware
1/31/2023	Dry Lake East Energy Center II, LLC	Nevada	Delaware
2/1/2023	Templeton Wind Energy Center, LLC	Indiana	Delaware
2/9/2023	Yellow Pine Solar Interconnect II, LLC	Nevada	Delaware
2/10/2023	Roundhouse Interconnect, LLC	Wyoming	Delaware
2/13/2023	Nut Tree Energy Storage, LLC	California	Delaware
2/14/2023	DG Maumee, LLC	Ohio	Delaware
2/14/2023	NextCity Networks Alabama, LLC	Alabama	Delaware
2/14/2023	Watermelon Pond Solar, LLC	Florida	Delaware
2/15/2023	Breckinridge Energy Storage, LLC	Oklahoma	Delaware
2/15/2023	Mill Swamp Wetland and Steam Mitigation, LLC	Maryland	Delaware
2/15/2023	La Cygne Solar, LLC	Kansas	Delaware
2/16/2023	La Cygne Solar, LLC	Missouri	Delaware
2/16/2023	GridLiance Management, LLC	Washington	Delaware
2/16/2023	La Cygne Solar, LLC	Missouri	Delaware
2/16/2023	NextCity Networks Missouri, LLC	Missouri	Delaware
2/28/2023	Juniper Creek Land Acquisition, LLC	California	Delaware
3/8/2023	Liberty Grand Solar, LLC	Texas	Delaware
3/14/2023	Allons Solar, LLC	Louisiana	Delaware
3/14/2023	Geaux Solar, LLC	Louisiana	Delaware
3/15/2023	NYC Eport 1, LLC	New York	Delaware
3/15/2023	Usource, L.L.C.	Utah	Delaware
3/15/2023	Home Warranty of the Midwest, Inc.	Washington	Iowa
3/15/2023	Amber Meadow Solar, LLC	Georgia	Delaware

Analysis of Diversification Activity
Changes in Corporate Structure

3/15/2023	Shortleaf Solar, LLC	Georgia	Delaware
3/16/2023	McElroy Green Marketing, LLC	California	Delaware
3/16/2023	DG Green Arrow, LLC	Minnesota	Delaware
3/16/2023	Patapasco River Wetland And Stream Mitigation, LLC	Maryland	Delaware
3/17/2023	Desert Sands Energy Storage I, LLC	California	Delaware
3/17/2023	Mobility Infrastructure, LLC	California	Delaware
3/17/2023	Bay Eport 1, LLC	California	Delaware
3/17/2023	Beaver Creek Solar, LLC	Oklahoma	Delaware
3/17/2023	Rush Springs Solar, LLC	Oklahoma	Delaware
3/17/2023	Eloy Valley Energy Center II, LLC	Arizona	Delaware
3/17/2023	Eloy Valley Energy Center III, LLC	Arizona	Delaware
3/22/2023	Rumble Solar, LLC	Oklahoma	Delaware
3/23/2023	NextEra Energy Pipeline Services, LLC	New Jersey	Delaware
4/5/2023	DG George Millard, LLC	Massachusetts	Delaware
4/6/2023	NextEra Energy Renewable Services II, LLC	Arkansas	Delaware
4/6/2023	DG Regulus, LLC	Arkansas	Delaware
4/6/2023	Horseshoe Lake Solar, LLC	Arkansas	Delaware
4/6/2023	Forgeview Solar, LLC	Arkansas	Delaware
4/6/2023	Independence Solar Energy, LLC	Arkansas	Delaware
4/7/2023	Midwest Energy, Inc. dba Midwest Energy of Illinois, Inc.	Florida	Illinois
4/11/2023	DG Alameda, LLC	California	Delaware
4/11/2023	DG Bruin, LLC	California	Delaware
4/11/2023	DG WM Simi, LLC	California	Delaware
4/11/2023	Grace Orchard Energy Center, LLC	California	Delaware
4/11/2023	Kola Interconnect, LLC	California	Delaware
4/11/2023	Tilia Energy Storage, LLC	California	Delaware
4/14/2023	DG Charleston CS, LLC	Illinois	Delaware
4/14/2023	DG Charleston BTM, LLC	Illinois	Delaware
4/14/2023	DG Robinson CS, LLC	Illinois	Delaware
4/14/2023	DG Robinson BTM, LLC	Illinois	Delaware
4/18/2023	Malden Solar, LLC	Indiana	Delaware
4/21/2023	Wilmot Energy Center II, LLC	Arizona	Delaware
5/1/2023	NAPS DG, LLC	Iowa	Delaware
5/4/2023	Taylor Creek Solar II, LLC	Florida	Delaware
5/4/2023	NextEra Energy Services Florida, LLC	Florida	Delaware
5/5/2023	Dry Land Prairie Solar, LLC	Colorado	Delaware

Analysis of Diversification Activity
Changes in Corporate Structure

5/5/2023	USG Properties Haynesville (PDPCO), LLC	Texas	Delaware
5/5/2023	Blue Summit II Storage, LLC	Texas	Delaware
5/5/2023	Shamrock Energy Storage, LLC	Texas	Delaware
5/8/2023	NextEra Energy Solutions, LLC	Idaho	Delaware
5/8/2023	Clayton Wind, LLC	New Mexico	Delaware
5/8/2023	Wild Plains Wind Project II, LLC	Kansas	Delaware
5/9/2023	NextEra Energy Solutions, LLC	Mississippi	Delaware
5/9/2023	NextEra Energy Solutions, LLC	Oregon	Delaware
5/9/2023	Madrid Bend Solar, LLC	Missouri	Delaware
5/11/2023	Century Oaks Energy Storage, LLC	Michigan	Delaware
5/11/2023	Kenockee Energy Storage, LLC	Michigan	Delaware
5/11/2023	Fruitridge Solar, LLC	Michigan	Delaware
5/12/2023	NextEra Energy Solutions, LLC	Virginia	Delaware
5/15/2023	NextEra Energy Solutions, LLC	Arizona	Delaware
5/18/2023	NextEra Energy Solutions, LLC	North Carolina	Delaware
5/19/2023	Sholes Wind II, LLC	Nebraska	Delaware
5/19/2023	DG Wood River, LLC	Illinois	Delaware
5/24/2023	NextEra Energy Pipeline Services, LLC	Pennsylvania	Delaware
5/26/2023	Nelson Hills Energy Storage, LLC	Nevada	Delaware
5/30/2023	Hopkins Farm Mitigation, LLC	North Carolina	Delaware
5/30/2023	Columbus Energy Storage, LLC	Michigan	Delaware
6/12/2023	NAPS DG, LLC	Arizona	Delaware
6/12/2023	NAPS DG, LLC	Connecticut	Delaware
6/12/2023	NAPS DG, LLC	Ohio	Delaware
6/12/2023	NAPS DG, LLC	Texas	Delaware
6/15/2023	NAPS DG, LLC	New York	Delaware
6/16/2023	NAPS DG, LLC	New Jersey	Delaware
6/20/2023	NAPS DG, LLC	Colorado	Delaware
6/23/2023	Seiling II Energy Storage, LLC	Oklahoma	Delaware
6/23/2023	Cater Solar, LLC	Oklahoma	Delaware
6/26/2023	NAPS DG, LLC	Georgia	Delaware
7/3/2023	Persica Solar II, LLC	Oklahoma	Delaware
7/14/2023	DG Harvest 2023, LLC	Minnesota	Delaware
7/14/2023	DG Harvest 2023, LLC	New Jersey	Delaware
7/14/2023	DG Harvest 2023, LLC	Ohio	Delaware
7/17/2023	DG West 2023, LLC	Oregon	Delaware
7/17/2023	Wagon Trail Energy Center, LLC	Oregon	Delaware

Analysis of Diversification Activity
Changes in Corporate Structure

7/17/2023	DG NY CS Timelight 2023, LLC	New York	Delaware
7/17/2023	DG Empire Lumen 2023, LLC	New York	Delaware
7/17/2023	DG NY CS Seable 2023, LLC	New York	Delaware
7/17/2023	DG West 2023, LLC	California	Delaware
7/17/2023	DG NY CS Garstar 2023, LLC	New York	Delaware
7/24/2023	Oklahoma HVDC Transmission, LLC	Alabama	Delaware
7/21/2023	West Gardner Storage, LLC	Kansas	Delaware
7/21/2023	Swissvale Solar, LLC	Kansas	Delaware
7/21/2023	Tecumseh Energy Storage, LLC	Kansas	Delaware
7/21/2023	Swissvale Energy Storage, LLC	Kansas	Delaware
7/21/2023	87th Street Energy Storage, LLC	Kansas	Delaware
7/24/2023	Royal Springs Solar, LLC	Florida	Delaware
7/25/2023	Storey Bend Transmission, LLC	Florida	Delaware
7/26/2023	Cass County Solar Nebraska, LLC	Nebraska	Delaware
7/28/2023	Mount Vernon Battery Storage, LLC	Washington	Delaware
7/24/2023	Oklahoma HVDC Transmission, LLC	Oklahoma	Delaware
7/31/2023	MacIins Solar, LLC	Virginia	Delaware
8/1/2023	NextEra Energy Services Georgia, LLC	Georgia	Delaware
8/2/2023	DG Illinois CS 2023, LLC	Illinois	Delaware
8/8/2023	NextEra Energy Solutions, LLC	Arkansas	Delaware
8/9/2023	Cass County Solar Nebraska, LLC	Nebraska	Delaware
8/15/2023	Steele Flats Energy Storage, LLC	Nebraska	Delaware
8/16/2023	Jackson Fuller Energy Storage, LLC	Colorado	Delaware
8/16/2023	Carousel Wind III, LLC	Colorado	Delaware
8/16/2023	Sugar Maple Solar 1, LLC	Wisconsin	Delaware
8/16/2023	Birch Solar, LLC	Wisconsin	Delaware
8/18/2023	Grace Orchard Solar II, LLC	California	Delaware
8/18/2023	East Field Energy Storage, LLC	California	Delaware
8/21/2023	Crosley Energy Center, LLC	Indiana	Delaware
8/21/2023	NextCity Networks Arizona, LLC	Arizona	Delaware
8/22/2023	Sherry Solar, LLC	Wisconsin	Delaware
8/23/2023	North Dakota Wind III, LLC	North Dakota	Delaware
8/23/2023	Gexa Energy, LP	Georgia	Delaware
8/29/2023	Hartland Energy Storage, LLC	North Dakota	Delaware
8/31/2023	Joplin Solar, LLC	Missouri	Delaware
9/7/2023	EverBright R1, LLC	California	Delaware
9/13/2023	NextEra Energy Marketing, LLC	Washington	Delaware

Analysis of Diversification Activity
Changes in Corporate Structure

9/13/2023	NextEra Lighting & Metering Solutions, LLC	Maryland	Delaware
9/19/2023	Gila Transmission, LLC	Arizona	Delaware
9/20/2023	Hinton Creek Solar, LLC	Kansas	Delaware
9/20/2023	Cowley Solar, LLC	Kansas	Delaware
9/20/2023	Stillwell Energy Storage, LLC	Kansas	Delaware
9/20/2023	Octo Wind, LLC	Oklahoma	Delaware
9/20/2023	DG Woodward Energy Storage, LLC	Oklahoma	Delaware
9/20/2023	NextEra Home, LLC	California	Delaware
9/21/2023	Wildcat Ranch Energy Storage, LLC	New Mexico	Delaware
9/21/2023	Sky Ranch Energy Storage II, LLC	New Mexico	Delaware
9/21/2023	Route 66 Energy Storage, LLC	New Mexico	Delaware
10/5/2023	EverBright Financing 2023, LLC	Texas	Delaware
10/8/2023	EverBright Financing 2023, LLC	Rhode Island	Delaware
10/10/2023	EverBright Financing 2023, LLC	Connecticut	Delaware
10/11/2023	EverBright Financing 2023, LLC	Iowa	Delaware
11/9/2023	Hubbard Wind II, LLC	Texas	Delaware
11/9/2023	Throckmorton Wind, LLC	Texas	Delaware
11/9/2023	TX Energy Dev, LLC	Texas	Delaware
11/10/2023	Desert Sands Energy Storage II, LLC	California	Delaware
11/10/2023	Espresso Energy Storage, LLC	California	Delaware
11/10/2023	Greenlane Infrastructure, LLC	California	Delaware
11/10/2023	Mobility Infrastructure Contracting, LLC	California	Delaware
11/10/2023	Mobility Infrastructure Development, LLC	California	Delaware
11/10/2023	Roadhouse Energy Storage, LLC	California	Delaware
11/10/2023	SoCal Eport II, LLC	California	Delaware
11/13/2023	Chemult Energy Center, LLC	Oregon	Delaware
11/13/2023	Lumberjack Pines Energy Center, LLC	Oregon	Delaware
11/13/2023	Summit Springs Energy Center, LLC	Oregon	Delaware
11/13/2023	Terjeson Wind, LLC	Oregon	Delaware
11/13/2023	Wheatridge Northeast Wind, LLC	Oregon	Delaware
11/14/2023	Beezley Hill Energy Center, LLC	Washington	Delaware
11/14/2023	Birch Bay Energy Storage, LLC	Washington	Delaware
11/14/2023	Clarkston Energy Center, LLC	Washington	Delaware
11/14/2023	Dry Falls Energy Center, LLC	Washington	Delaware
11/14/2023	Wildcat Ranch Energy Storage, LLC	Texas	Delaware
11/17/2023	NextEra Analytics Solutions, LLC	California	Delaware
11/21/2023	Scott County Wind, LLC	Kansas	Delaware

Analysis of Diversification Activity
Changes in Corporate Structure

12/1/2023	New Landing Solar, LLC	Florida	Delaware
12/1/2023	Storey Bend South Solar, LLC	Florida	Delaware
12/6/2023	West Atlanta Energy Storage, LLC	Georgia	Delaware
12/7/2023	Goat Rock Solar, LLC	Georgia	Delaware
12/7/2023	Hester Hill Solar, LLC	Georgia	Delaware
12/7/2023	Walnut Branch Solar, LLC	Georgia	Delaware
12/7/2023	Wild Hog Solar, LLC	Georgia	Delaware
12/8/2023	NextEra Lighting & Metering Solutions, LLC	Georgia	Delaware
12/13/2023	FRP Caldwell Solar, LLC	Florida	Delaware
12/13/2023	FRP Forest Trail Solar, LLC	Florida	Delaware
12/13/2023	FRP Miller Solar, LLC	Florida	Delaware
12/13/2023	FRP Peterson Solar, LLC	Florida	Delaware
12/13/2023	Win Solar, LLC	Florida	Delaware
12/14/2023	New Salem Wind II, LLC	North Dakota	Delaware
12/14/2023	Wind Drift, LLC	North Dakota	Delaware
12/18/2023	Arboleda Energy Storage, LLC	California	Delaware
12/20/2023	Grace Orchard Solar III, LLC	California	Delaware

NAME CHANGES

DATE	FORMER NAME	CHANGED TO	STATE OF FORMATION/QUALIFICATION
1/12/2023	DG Hydrogen, LLC	Green Hydrogen Holdings, LLC	Delaware
1/12/2023	Lone Star Transmission Holdings, LLC	NextEra Energy Transmission Funding, LLC	Name changed in TX only
1/12/2023	Lone Star Transmission Capital, LLC	NextEra Energy Transmission Holdings, LLC	Name changed in TX only
2/17/2023	NextBridge Infrastructure, LP	East-West Tie Limited Partnership	Ontario, Canada
3/21/2023	North American Sustainable Energy Fund, L.P.	Acquisition RNG Holdings II, LP	Delaware
3/21/2023	Energy Power Partners Fund I, L.P.	Acquisition RNG Holdings I, LP	Delaware
4/21/2023	Beauregard Solar, LLC	Singer Solar, LLC	Delaware
4/21/2023	Emporia Solar, LLC	Maclins Solar, LLC	Delaware
5/4/2023	Energy Power Investment Company, LLC	NextEra Renewable Fuels Investment Company, LLC	Delaware/NJ/NH/PA/VT/NY
5/4/2023	EPP Renewable Energy, LLC	NextEra Renewable Fuels, LLC	Delaware/NH/NY/VT/NJ/PA
5/4/2023	EPP Service Company, LLC	NextEra Renewable Fuels Service Company, LLC	Delaware/PA/NJ/VT/CA/NH/TX

Analysis of Diversification Activity
Changes in Corporate Structure

6/12/2023	Ogallala Renewable Project, LLC	Hart Wind, LLC	Delaware / Texas
7/7/2023	DG IL CS 2023, LLC	DG Illinois CS 2023, LLC	Delaware
7/10/2023	Nut Tree Energy Storage, LLC	Orchard Energy Storage, LLC	Delaware
7/24/2023	United HomeVu Texas, LLC	NextEra Lighting & Metering Solutions, LLC	Delaware
9/18/2023	EPP LFG I, LLC	NE LFG I, LLC	Delaware
9/18/2023	EPP OTAY, LLC	NE OTAY, LLC	Delaware
9/18/2023	Toro/EPP, LLC	T/NE LFG I, LLC	Delaware
9/19/2023	Toro/EPP II, LLC	T/NE LFG II, LLC	Delaware
12/11/2023	NextEra Energy Transmission Midatlantic Indiana, Inc.	NextEra Energy Transmission Midatlantic, Inc.	Indiana

CONVERSIONS

DATE	ENTITY	CONVERTED TO	MEMBER/SHAREHOLDER
11/6/2023	Piedmont Waterhub, LLC	Piedmont Waterhub, LLC (from Georgia LLC to Delaware LLC)	DG Portfolio 2023, LLC
12/29/2023	Wind Holdings, Inc.	Wind Holdings, LLC	ESI Energy, LLC
12/29/2023	NextEra Analytics, Inc.	NextEra Analytics, Inc.	Wind Holdings, Inc.

ACQUISITIONS

DATE	ENTITY	STATE OF FORMATION	MEMBER	% OWNED
1/3/2023	High Spring Solar Energy, LLC	Delaware/Oklahoma	High Spring Energy Holdings, LLC	100.0%
1/3/2023	High Spring Solar Energy II, LLC	Delaware/Oklahoma	High Spring Energy Holdings, LLC	100.0%
1/3/2023	High Spring Grid, LLC	Delaware/Oklahoma	High Spring Energy Holdings, LLC	100.0%
1/3/2023	High Spring Land Enterprises, LLC	Delaware/Oklahoma	High Spring Energy Holdings, LLC	100.0%
1/10/2023	Palo Duro Wind Energy, LLC	Delaware/Oklahoma/Texas	Palo Duro Wind Project Holdings, LLC	100.0%
1/10/2023	SafeGuard, LLC	Delaware	SafeGuard Venture Holdings, LLC	25% (from 20%)
1/17/2023	Echo Divide Wind, LLC	Delaware/Utah	Echo Divide Wind Holdings, LLC	100.0%
3/13/2023	Dominguez Grid, LLC	Delaware	Silver Peak Storage Holdings, LLC	100.0%
3/13/2023	Estrella Grid, LLC	Delaware	Silver Peak Storage Holdings, LLC	100.0%
3/14/2023	Dinosolar, LLC	Delaware	Dinosolar Holdings, LLC	100.0%
3/20/2023	Bodhi I Solar, LLC	Delaware	DG New York CS, LLC	100.0%
3/21/2023	EPP Service Company, LLC	Delaware	Renewable Fuels Holdings LLC	100.0%

Analysis of Diversification Activity
Changes in Corporate Structure

3/21/2023	EPP Renewable Energy, LLC	Delaware	Energy Power Investment Company, LLC	100.0%
3/21/2023	Eastern Landfill Gas, LLC	Delaware	Energy Power Investment Company, LLC	100.0%
3/21/2023	LES Project Holdings LLC	Delaware	Energy Power Investment Company, LLC	100.0%
3/21/2023	MRPC Holdings LLC	Delaware	LES Project Holdings LLC	100.0%
3/21/2023	Ocean Energy Holdings, LLC	Delaware	MRPC Holdings LLC	100.0%
3/21/2023	Sumpter Energy, LLC	Michigan	LES Project Holdings LLC	100.0%
3/21/2023	Seminole Energy LLC	Florida	LES Project Holdings LLC	100.0%
3/21/2023	Trail Ridge Energy, LLC	Michigan	LES Project Holdings LLC	100.0%
3/21/2023	Sacramento Gas Producers, L.L.C.	Michigan	LES Project Holdings LLC	100.0%
3/21/2023	Brevard Energy LLC	Florida	LES Project Holdings LLC	100.0%
3/21/2023	EPP Otay, LLC	Delaware	EPP LFG I, LLC	100.0%
3/21/2023	McCommas Bluff Holdings, LLC	Delaware	North American Sustainable Energy Fund, L.P. (36.86%)	36.9%
3/21/2023	Energy Power Investment Company, LLC	Delaware	Energy Power Partners Fund I, L.P. (63.14%)	63.1%
3/21/2023	EPP LFG I, LLC	Delaware	North American Sustainable Energy Fund, L.P. (90.52%)	90.5%
3/21/2023	Adrian Energy Associates, L.L.C.	Michigan	Energy Power Partners Fund I, L.P. (9.48%)	9.5%
3/21/2023	Kiefer Landfill Generating II LLC	Michigan	Energy Power Partners Fund I, L.P.	51.0%
3/21/2023	Salt Lake Energy Systems, LLC	Michigan	Renewable Fuels Holdings, LLC	490 Units
3/21/2023	Salem Energy Systems, LLC	North Carolina	LES Project Holdings LLC	50.0%
3/21/2023	Toro/EPP, LLC	Delaware	LES Project Holdings LLC	50.0%
3/21/2023	Toro Energy of California, LLC	Delaware	EPP Otay, LLC	99.0%
3/21/2023	Toro/EPP II, LLC	Delaware	Toro/EPP, LLC	100.0%
3/22/2023	SafeGuard, LLC	Delaware	Energy Power Partners Fund I, L.P.	16.0%
3/21/2023	Energy Power Partners Fund I, L.P.	Delaware	SafeGuard Venture Holding, LLC	45.0%
3/21/2023	North American Sustainable Energy Fund, L.P.	Delaware	Renewable Fuels Holdings, LLC	33.0%
3/21/2023	Dallas Clean Energy, LLC	Delaware	Renewable Fuels Holdings, LLC	100.0%
3/21/2023	Dallas Clean Energy McCommas Bluff, LLC	Delaware	NextEra Energy Marketing, LLC	100.0%
3/21/2023	Dallas Clean Energy McCommas Bluff, LLC	Delaware	Renewable Fuels Holdings, LLC	100.0%
3/21/2023	Dallas Clean Energy McCommas Bluff, LLC	Delaware	NextEra Energy Marketing, LLC	100.0%
3/21/2023	Dallas Clean Energy McCommas Bluff, LLC	Delaware	Acquisition RNG Holdings I, LP (3.80%)	3.8%
3/21/2023	Dallas Clean Energy McCommas Bluff, LLC	Delaware	Acquisition RNG Holdings II, LP (15.20%)	15.2%
3/21/2023	Dallas Clean Energy McCommas Bluff, LLC	Delaware	McCommas Bluff Holdings LLC	51.0%
3/21/2023	Dallas Clean Energy McCommas Bluff, LLC	Delaware	Dallas Clean Energy, LLC	100.0%

Analysis of Diversification Activity
Changes in Corporate Structure

3/21/2023	Toro Energy of Mississippi, LLC	Texas	Toro/EPP II, LLC	100.0%
3/21/2023	Toro Energy of Maryland, LLC	Texas	Toro/EPP II, LLC	100.0%
3/22/2023	SafeGuard, LLC	Delaware	SafeGuard Venture Holdings, LLC	45% (from 25%) 25% Class B Units
3/31/2023	South Texas Midstream, LLC	Delaware	South Texas Midstream Holdings, LLC	25% Class B Units
4/13/2023	Comanche Renewables, LLC	Oklahoma	Comanche RNG Holdings, LLC	60.0%
4/13/2023	Troutdale Grid, LLC	Delaware	Troutdale Grid Holdings, LLC	100.0%
4/21/2023	South Texas Midstream, LLC	Delaware	South Texas Midstream Holdings, LLC	25% Class B Units
4/26/2023	ZSS Power, LLC	Texas	ZSS Power Holdings, LLC	100.0%
5/9/2023	Toro Energy of Mississippi, LLC	Toro/EPP II, LLC	Renewable Fuels Holdings, LLC	100.0%
5/12/2023	Moss Hill LLC	Texas	Moss Hill Holdings, LLC	100.0%
8/2/2023	Yaupon Solar, LLC	Delaware	Yaupon Solar Holdings, LLC	100.0%
8/29/2023	Toro Energy of Missouri Champ Holdco, LLC	Texas	Renewable Fuels Holdings, LLC	100.0%
8/29/2023	Toro Energy of Missouri Champ, LLC	Texas	Toro Energy of Missouri Champ Holdco, LLC	100.0%
8/31/2023	Vanguard Energy Services, L.L.C.	Oklahoma	Vanguard Energy Services, LLC	100.0%
8/31/2023	Vanguard Energy Services, LLC	Delaware	NextEra Energy Services Acquisitions, LLC	100.0%
8/31/2023	Vanguard Power Services, L.L.C.	Oklahoma	Vanguard Energy Services, L.L.C. (OK)	100.0%
9/7/2023	Turkey Ridge Wind Farm LLC	Delaware	Swan Lake Wind Holdings, LLC	100.0%
9/29/2023	South Texas Midstream, LLC	Delaware	South Texas Midstream Holdings, LLC	25% Class B Units
10/6/2023	South Texas Midstream, LLC	Delaware	South Texas Midstream Holdings, LLC	25% Class B Units
10/20/2023	SafeGuard, LLC	BrainDrip LLC	SafeGuard Ventures Holdings, LLC	100% (from 45%)
11/21/2023	Vulcan Solar Project, LLC	Delaware	Vulcan Solar Holdings, LLC	100.0%

OWNERSHIP CHANGES

DATE	ENTITY	ASSIGNOR	ASSIGNEE	% OWNED
1/2/2023	GR Woodford Properties, LLC	Florida Power & Light Company	WSGP Gas Producing, LLC	100.0%

Analysis of Diversification Activity
Changes in Corporate Structure

2/21/2023	Elk City Sholes Holdings, LLC	NEP US Sellco, LLC	NEP Renewables IV, LLC	100.0%
2/21/2023	SAC County Wind Holdings, LLC	NextEra Energy Partners Acquisitions, LLC	NEP Renewables IV, LLC	100.0%
3/3/2023	Eight Point Wind, LLC	ESI Energy, LLC	Emerald Breeze, LLC	100.0%
3/9/2023	East West-Tie Limited Partnership	Upper Canada Transmission, Inc.	Upper Canada Transmission 2, Inc.	100% GP
4/1/2023	Langdon Wind, LLC	Southwest Wind Class A Holdings, LLC	Whiptail-Majestic Holdings, LLC	100.0%
4/21/2023	Southwest Wind Class A Holdings, LLC	Whiptail Majestic Holdings, LLC	ESI Energy, LLC	100.0%
4/21/2023	Southwest Wind Class A Holdings, LLC	ESI Energy, LLC	Whiptail-Montezuma Holdings, LLC	100.0%
4/21/2023	Montezuma-Wind Holdings II, LLC	ESI Energy, LLC	Whiptail-Montezuma Holdings, LLC	100.0%
4/21/2023	Sonoran Solar Energy, LLC	ESI Energy, LLC	Rubric, LLC	100.0%
4/28/2023	Rubric Portfolio, LLC	Rubric, LLC	Rubric Funding, LLC	1.0%
5/2/2023	East-West Tie Limited Partnership	Upper Canada Transmission 2, Inc.	Upper Canada Transmission 2, Inc.	0.0%
5/2/2023	East-West Tie Limited Partnership	NextEra Energy NextBridge Holding, ULC	NextEra Energy NextBridge Holding, ULC	48.3%
5/2/2023	East-West Tie Limited Partnership	Borealis NB Holdings, Inc.	Borealis NB Holdings, Inc.	24.1%
5/2/2023	East-West Tie Limited Partnership	Enbridge, Inc.	Enbridge Transmission Holdings, Inc.	24.1%
5/2/2023	East-West Tie Limited Partnership	Upper Canada Transmission 2, Inc.	Bamkushwada Limited Partnership	3.5%
5/2/2023	East-West Tie Limited Partnership	Upper Canada Transmission 2, Inc.	NextBridge (OptionCo), Inc.	0.0%
5/11/2023	Inertia Energy Storage, LLC	ESI Energy, LLC	Inertia Portfolio, LLC	100.0%
6/15/2023	Storey Energy Center, LLC	ESI Energy, LLC	Rubric Funding, LLC	100.0%
6/15/2023	Storey Energy Center, LLC	Rubric Funding, LLC	Rubric Holdings, LLC	99.0%
6/15/2023	Storey Energy Center, LLC	Rubric Funding, LLC	Rubric Portfolio, LLC	1.0%
6/15/2023	Storey Energy Center, LLC	Rubric Holdings, LLC	Rubric Class A Holdings, LLC	99.0%
6/15/2023	Storey Energy Center, LLC	Rubric Class A Holdings, LLC	Rubric, LLC	99.0%
6/15/2023	Storey Energy Center, LLC	Rubric, LLC	Rubric Portfolio, LLC	99.0%
6/29/2023	Whiptail-Montezuma Funding, LLC	NEP US Sellco, LLC	NextEra Energy Partners Acquisitions, LLC	100.0%
6/29/2023	VMCLR Holdings, LLC	NEP US Sellco II, LLC	NextEra Energy Partners Acquisitions, LLC	100.0%
6/29/2023	Indigo Plains Solar Funding, LLC	ESI Energy, LLC	VMCLR Holdings, LLC	100.0%
6/29/2023	Indigo Plains Solar Class B Holdings, LLC	ESI Energy, LLC	VMCLR Holdings, LLC	100.0%
6/30/2023	HL Solar LLC	DG Portfolio 2019, LLC	Solar Holdings Portfolio 12, LLC	100.0%
7/17/2023	Sunlight Storage II, LLC	ESI Energy, LLC	Sunlight Renewables II, LLC	100.0%
8/9/2023	Proxima Solar, LLC	Proxima Solar Holdings, LLC	ESI Energy, LLC	100.0%
8/9/2023	Proxima Solar, LLC	ESI Energy, LLC	Proxima Portfolio, LLC	100.0%

Analysis of Diversification Activity
Changes in Corporate Structure

8/29/2023	Crow Creek Solar, LLC	Proxima Solar Holdings, LLC	ESI Energy, LLC	100.0%
8/29/2023	Crow Creek Solar, LLC	ESI Energy, LLC	Crow Creek Solar Portfolio, LLC	100.0%
9/14/2023	DG Green Arrow, LLC	DG Minnesota CS II, LLC	DG 1 Acquisition Co., LLC Energy Storage System Holdings, LLC	100.0%
9/29/2023	North Central Valley Energy Storage, LLC	Energy Storage Projects (Utility), LLC	ESI Energy, LLC	100.0%
9/29/2023	North Central Valley Energy Storage, LLC	Energy Storage System Holdings, LLC	Mango Palms Funding, LLC	100.0%
9/29/2023	Saint Energy Storage II, LLC	ESI Energy, LLC	Mango Palms Holdings, LLC	100.0%
9/29/2023	Saint Energy Storage II, LLC	Mango Palms Funding, LLC	Mango Palms Holdings, LLC	100.0%
9/29/2023	North Central Valley Energy Storage, LLC	ESI Energy, LLC	Mango Palms Funding, LLC	100.0%
9/29/2023	North Central Valley Energy Storage, LLC	Mango Palms Funding, LLC	Mango Palms Holdings, LLC	100.0%
9/29/2023	Desert Peak Energy Storage I, LLC	ESI Energy, LLC	Mango Palms Funding, LLC	100.0%
9/29/2023	Desert Peak Energy Storage I, LLC	Mango Palms Funding, LLC	Mango Palms Holdings, LLC	100.0%
9/29/2023	Desert Peak Energy Storage II, LLC	ESI Energy, LLC	Mango Palms Funding, LLC	100.0%
9/29/2023	Desert Peak Energy Storage II, LLC	Mango Palms Funding, LLC	Mango Palms Holdings, LLC	100.0%
9/29/2023	Mango Palms Funding, LLC	ESI Energy, LLC	Mango Palms Portfolio, LLC	100.0%
10/23/2023	Duane Arnold Solar III, LLC	ESI Energy, LLC	NextEra Energy Duane Arnold, LLC	100.0%
10/23/2023	Duane Arnold Solar V, LLC	ESI Energy, LLC	NextEra Energy Duane Arnold, LLC	100.0%
10/31/2023	Roundhouse Renewable Energy II, LLC	ESI Energy, LLC	Cutler Brothers, LLC	100.0%
11/6/2023	Bodhi I Solar, LLC	DG New York CS	DG 1 Acquisition Co., LLC	100.0%
11/6/2023	Bodhi I Solar, LLC	DG 1 Acquisition Co., LLC	DG Portfolio 2023 Holdings, LLC	100.0%
11/6/2023	Bodhi I Solar, LLC	DG Portfolio 2023 Holdings, LLC	DG Portfolio 2023, LLC	100.0%
11/6/2023	Bodhi I Solar, LLC	DG Portfolio 2023, LLC	DG NY CS Seable 2023, LLC	100.0%
11/6/2023	Catskill View Solar, LLC	DG VEMV, LLC	DG New York CS, LLC	100.0%
11/6/2023	Catskill View Solar, LLC	DG New York CS, LLC	DG 1 Acquisition Co. LLC	100.0%
11/6/2023	Catskill View Solar, LLC	DG 1 Acquisition Co. LLC	DG Portfolio 2023 Holdings, LLC	100.0%
11/6/2023	Catskill View Solar, LLC	DG Portfolio 2023 Holdings, LLC	DG Portfolio 2023, LLC	100.0%
11/6/2023	Catskill View Solar, LLC	DG Portfolio 2023, LLC	DG Empire Lumen 2023, LLC	100.0%
11/6/2023	Claverack Creek Solar, LLC	DG VEMV, LLC	DG New York CS, LLC	100.0%
11/6/2023	Claverack Creek Solar, LLC	DG New York CS, LLC	DG 1 Acquisition Co. LLC	100.0%
11/6/2023	Claverack Creek Solar, LLC	DG 1 Acquisition Co. LLC	DG Portfolio 2023 Holdings, LLC	100.0%
11/6/2023	Claverack Creek Solar, LLC	DG Portfolio 2023 Holdings, LLC	DG Portfolio 2023, LLC	100.0%
11/6/2023	Claverack Creek Solar, LLC	DG Portfolio 2023, LLC	DG Empire Lumen 2023, LLC	100.0%
11/6/2023	DG Fairleigh, LLC	DG Acquisition Co., LLC	DG Portfolio 2023, LLC	100.0%
11/6/2023	DG Fairleigh, LLC	DG Portfolio 2023, LLC	DG Portfolio 2023 Holdings, LLC	100.0%
11/6/2023	DG Fairleigh, LLC	DG Portfolio 2023 Holdings, LLC	DG Harvest 2023, LLC	100.0%
11/6/2023	DG Kendall, LLC	DG New York CS, LLC	DG 1 Acquisition Co., LLC	100.0%

Analysis of Diversification Activity
Changes in Corporate Structure

11/6/2023	DG Kendall, LLC	DG 1 Acquisition Co., LLC	DG Portfolio 2023 Holdings, LLC	100.0%
11/6/2023	DG Kendall, LLC	DG Portfolio 2023 Holdings, LLC	DG Portfolio 2023, LLC	100.0%
11/6/2023	DG Kendall, LLC	DG Portfolio 2023, LLC	DG NY CS Timelight 2023, LLC	100.0%
11/6/2023	DG Minnesota CS II, LLC	DG 1 Acquisition Co., LLC	DG Portfolio 2023 Holdings, LLC	100.0%
11/6/2023	DG Minnesota CS II, LLC	DG Portfolio 2023 Holdings, LLC	DG Portfolio 2023, LLC	100.0%
11/6/2023	DG Moorman Creek, LLC	DG New York CS, LLC	DG 1 Acquisition Co., LLC	100.0%
11/6/2023	DG Moorman Creek, LLC	DG 1 Acquisition Co., LLC	DG Portfolio 2023 Holdings, LLC	100.0%
11/6/2023	DG Moorman Creek, LLC	DG Portfolio 2023 Holdings, LLC	DG Portfolio 2023, LLC	100.0%
11/6/2023	DG Moorman Creek, LLC	DG Portfolio 2023, LLC	DG NY CS Timelight 2023, LLC	100.0%
11/6/2023	DG Niagara, LLC	DG New York CS, LLC	DG 1 Acquisition Co., LLC	100.0%
11/6/2023	DG Niagara, LLC	DG 1 Acquisition Co., LLC	DG Portfolio 2023 Holdings, LLC	100.0%
11/6/2023	DG Niagara, LLC	DG Portfolio 2023 Holdings, LLC	DG Portfolio 2023, LLC	100.0%
11/6/2023	DG Niagara, LLC	DG Portfolio 2023, LLC	DG NY CS Timelight 2023, LLC	100.0%
11/6/2023	DG North Brunswick Solar II, LLC	DG Acquisition Co., LLC	DG Portfolio 2023, LLC	100.0%
11/6/2023	DG North Brunswick Solar II, LLC	DG Portfolio 2023, LLC	DG Portfolio 2023 Holdings, LLC	100.0%
11/6/2023	DG North Brunswick Solar II, LLC	DG Portfolio 2023 Holdings, LLC	DG Harvest 2023, LLC	100.0%
11/6/2023	DG Orleans, LLC	DG New York CS, LLC	DG 1 Acquisition Co., LLC	100.0%
11/6/2023	DG Orleans, LLC	DG 1 Acquisition Co., LLC	DG Portfolio 2023 Holdings, LLC	100.0%
11/6/2023	DG Orleans, LLC	DG Portfolio 2023 Holdings, LLC	DG Portfolio 2023, LLC	100.0%
11/6/2023	DG Orleans, LLC	DG Portfolio 2023, LLC	DG NY CS Timelight 2023, LLC	100.0%
11/6/2023	DG SB Holdings, LLC	DG SB Portfolio, LLC	DG 1 Acquisition Co., LLC	100.0%
11/6/2023	DG SB Portfolio, LLC	DG 1 Acquisition Co., LLC	DG Portfolio Holdings 2023, LLC	100.0%
11/6/2023	DG SB Portfolio, LLC	DG Portfolio Holdings 2023, LLC	DG Portfolio 2023, LLC	100.0%
11/6/2023	Finchville Tpke LLC	DG New York CS	DG 1 Acquisition Co., LLC	100.0%
11/6/2023	Finchville Tpke LLC	DG 1 Acquisition Co., LLC	DG Portfolio 2023 Holdings, LLC	100.0%
11/6/2023	Finchville Tpke LLC	DG Portfolio 2023 Holdings, LLC	DG Portfolio 2023, LLC	100.0%
11/6/2023	Finchville Tpke LLC	DG Portfolio 2023, LLC	DG NY CS Seable 2023, LLC	100.0%
11/6/2023	Helios Energy New York 13 LLC	DG New York CS	DG 1 Acquisition Co., LLC	100.0%
11/6/2023	Helios Energy New York 13 LLC	DG 1 Acquisition Co., LLC	DG Portfolio 2023 Holdings, LLC	100.0%
11/6/2023	Helios Energy New York 13 LLC	DG Portfolio 2023 Holdings, LLC	DG Portfolio 2023, LLC	100.0%
11/6/2023	Helios Energy New York 13 LLC	DG Portfolio 2023, LLC	DG NY CS Seable 2023, LLC	100.0%
11/6/2023	Helios Energy New York 2 LLC	DG New York CS, LLC	DG 1 Acquisition Co., LLC	100.0%
11/6/2023	Helios Energy New York 2 LLC	DG 1 Acquisition Co., LLC	DG Portfolio 2023 Holdings, LLC	100.0%
11/6/2023	Helios Energy New York 2 LLC	DG Portfolio 2023 Holdings, LLC	DG Portfolio 2023, LLC	100.0%
11/6/2023	Helios Energy New York 2 LLC	DG Portfolio 2023, LLC	DG NY CS Timelight 2023, LLC	100.0%
11/6/2023	Helios Energy New York 9 LLC	DG New York CS, LLC	DG 1 Acquisition Co., LLC	100.0%
11/6/2023	Helios Energy New York 9 LLC	DG 1 Acquisition Co., LLC	DG Portfolio 2023 Holdings, LLC	100.0%
11/6/2023	Helios Energy New York 9 LLC	DG Portfolio 2023 Holdings, LLC	DG Portfolio 2023, LLC	100.0%
11/6/2023	Helios Energy New York 9 LLC	DG Portfolio 2023, LLC	DG NY CS Timelight 2023, LLC	100.0%

Analysis of Diversification Activity
Changes in Corporate Structure

11/6/2023	Herrington Solar, LLC	DG VEMV, LLC	DG New York CS, LLC	100.0%
11/6/2023	Herrington Solar, LLC	DG New York CS, LLC	DG 1 Acquisition Co. LLC	100.0%
11/6/2023	Herrington Solar, LLC	DG 1 Acquisition Co. LLC	DG Portfolio 2023 Holdings, LLC	100.0%
11/6/2023	Herrington Solar, LLC	DG Portfolio 2023 Holdings, LLC	DG Portfolio 2023, LLC	100.0%
11/6/2023	Herrington Solar, LLC	DG Portfolio 2023, LLC	DG Empire Lumen 2023, LLC	100.0%
11/6/2023	Java Solar, LLC	DG West 1, LLC	DG 1 Acquisition Co., LLC	100.0%
11/6/2023	Java Solar, LLC	DG 1 Acquisition Co., LLC	DG Portfolio 2023 Holdings, LLC	100.0%
11/6/2023	Java Solar, LLC	DG Portfolio 2023 Holdings, LLC	DG Portfolio 2023, LLC	100.0%
11/6/2023	Java Solar, LLC	DG Portfolio 2023, LLC	DG West 2023, LLC	100.0%
11/6/2023	Lower Road II LLC	DG New York CS, LLC	DG 1 Acquisition Co., LLC	100.0%
11/6/2023	Lower Road II LLC	DG 1 Acquisition Co., LLC	DG Portfolio 2023 Holdings, LLC	100.0%
11/6/2023	Lower Road II LLC	DG Portfolio 2023 Holdings, LLC	DG Portfolio 2023, LLC	100.0%
11/6/2023	Lower Road II LLC	DG Portfolio 2023, LLC	DG NY CS Timelight 2023, LLC	100.0%
11/6/2023	Lower Road III LLC	DG New York CS, LLC	DG 1 Acquisition Co., LLC	100.0%
11/6/2023	Lower Road III LLC	DG 1 Acquisition Co., LLC	DG Portfolio 2023 Holdings, LLC	100.0%
11/6/2023	Lower Road III LLC	DG Portfolio 2023 Holdings, LLC	DG Portfolio 2023, LLC	100.0%
11/6/2023	Lower Road III LLC	DG Portfolio 2023, LLC	DG NY CS Timelight 2023, LLC	100.0%
11/6/2023	Mohawk View Solar, LLC	DG VEMV, LLC	DG New York CS, LLC	100.0%
11/6/2023	Mohawk View Solar, LLC	DG New York CS, LLC	DG 1 Acquisition Co. LLC	100.0%
11/6/2023	Mohawk View Solar, LLC	DG 1 Acquisition Co. LLC	DG Portfolio 2023 Holdings, LLC	100.0%
11/6/2023	Mohawk View Solar, LLC	DG Portfolio 2023 Holdings, LLC	DG Portfolio 2023, LLC	100.0%
11/6/2023	Mohawk View Solar, LLC	DG Portfolio 2023, LLC	DG Empire Lumen 2023, LLC	100.0%
11/6/2023	Mohawk View Solar, LLC	DG 1 Acquisition Co., LLC	DG Portfolio 2023, LLC	100.0%
11/6/2023	NextEra DG QOF HoldCo, LLC	DG 1 Acquisition Co., LLC	DG Portfolio 2023, LLC	1.0%
11/6/2023	NextEra Energy DG Qualified Opportunity Zone Business, LLC	DG 1 Acquisition Co., LLC	DG Portfolio 2023, LLC	99.0%
11/6/2023	NextEra Qualified Opportunity Fund DG, LLC	DG 1 Acquisition Co., LLC	DG Portfolio 2023, LLC	100.0%
11/6/2023	North Brunswick Solar LLC	DG Central NJ Solar, LLC	DG 1 Acquisition Co., LLC	100.0%
11/6/2023	North Brunswick Solar LLC	DG Acquisition Co., LLC	DG Portfolio 2023, LLC	100.0%
11/6/2023	North Brunswick Solar LLC	DG Portfolio 2023, LLC	DG Portfolio 2023 Holdings, LLC	100.0%
11/6/2023	North Brunswick Solar LLC	DG Portfolio 2023 Holdings, LLC	DG Harvest 2023, LLC	100.0%
11/6/2023	NSF Coventry Site 2, LLC	DG New York CS, LLC	DG 1 Acquisition Co., LLC	100.0%
11/6/2023	NSF Coventry Site 2, LLC	DG 1 Acquisition Co., LLC	DG Portfolio 2023 Holdings, LLC	100.0%
11/6/2023	NSF Coventry Site 2, LLC	DG Portfolio 2023 Holdings, LLC	DG Portfolio 2023, LLC	100.0%
11/6/2023	NSF Coventry Site 2, LLC	DG Portfolio 2023, LLC	DG NY CS Garstar 2023, LLC	100.0%
11/6/2023	NSF Coventry Site 3, LLC	DG New York CS, LLC	DG 1 Acquisition Co., LLC	100.0%
11/6/2023	NSF Coventry Site 3, LLC	DG 1 Acquisition Co., LLC	DG Portfolio 2023 Holdings, LLC	100.0%
11/6/2023	NSF Coventry Site 3, LLC	DG Portfolio 2023 Holdings, LLC	DG Portfolio 2023, LLC	100.0%
11/6/2023	NSF Coventry Site 3, LLC	DG Portfolio 2023, LLC	DG NY CS Garstar 2023, LLC	100.0%
11/6/2023	NSF Enfield Site 1, LLC	DG New York CS, LLC	DG 1 Acquisition Co., LLC	100.0%

Analysis of Diversification Activity
Changes in Corporate Structure

11/6/2023	NSF Enfield Site 1, LLC	DG 1 Acquisition Co., LLC	DG Portfolio 2023 Holdings, LLC	100.0%
11/6/2023	NSF Enfield Site 1, LLC	DG Portfolio 2023 Holdings, LLC	DG Portfolio 2023, LLC	100.0%
11/6/2023	NSF Enfield Site 1, LLC	DG Portfolio 2023, LLC	DG NY CS Garstar 2023, LLC	100.0%
11/6/2023	NSF Enfield Site 2, LLC	DG New York CS, LLC	DG 1 Acquisition Co., LLC	100.0%
11/6/2023	NSF Enfield Site 2, LLC	DG 1 Acquisition Co., LLC	DG Portfolio 2023 Holdings, LLC	100.0%
11/6/2023	NSF Enfield Site 2, LLC	DG Portfolio 2023, LLC	DG Portfolio 2023, LLC	100.0%
11/6/2023	NSF Enfield Site 2, LLC	DG New York CS, LLC	DG NY CS Garstar 2023, LLC	100.0%
11/6/2023	NSF Enfield Site 3, LLC	DG 1 Acquisition Co., LLC	DG 1 Acquisition Co., LLC	100.0%
11/6/2023	NSF Enfield Site 3, LLC	DG Portfolio 2023 Holdings, LLC	DG Portfolio 2023 Holdings, LLC	100.0%
11/6/2023	NSF Enfield Site 3, LLC	DG Portfolio 2023, LLC	DG Portfolio 2023, LLC	100.0%
11/6/2023	NSF Torrey Site 1, LLC	DG New York CS, LLC	DG NY CS Garstar 2023, LLC	100.0%
11/6/2023	NSF Torrey Site 1, LLC	DG 1 Acquisition Co., LLC	DG 1 Acquisition Co., LLC	100.0%
11/6/2023	NSF Torrey Site 1, LLC	DG Portfolio 2023 Holdings, LLC	DG Portfolio 2023 Holdings, LLC	100.0%
11/6/2023	NSF Torrey Site 1, LLC	DG Portfolio 2023, LLC	DG Portfolio 2023, LLC	100.0%
11/6/2023	NSF Torrey Site 2, LLC	DG New York CS, LLC	DG NY CS Garstar 2023, LLC	100.0%
11/6/2023	NSF Torrey Site 2, LLC	DG 1 Acquisition Co., LLC	DG 1 Acquisition Co., LLC	100.0%
11/6/2023	NSF Torrey Site 2, LLC	DG Portfolio 2023 Holdings, LLC	DG Portfolio 2023 Holdings, LLC	100.0%
11/6/2023	NSF Torrey Site 2, LLC	DG Portfolio 2023, LLC	DG Portfolio 2023, LLC	100.0%
11/6/2023	NSF Torrey Site 3, LLC	DG New York CS, LLC	DG NY CS Garstar 2023, LLC	100.0%
11/6/2023	NSF Torrey Site 3, LLC	DG 1 Acquisition Co., LLC	DG 1 Acquisition Co., LLC	100.0%
11/6/2023	NSF Torrey Site 3, LLC	DG Portfolio 2023 Holdings, LLC	DG Portfolio 2023 Holdings, LLC	100.0%
11/6/2023	NSF Torrey Site 3, LLC	DG Portfolio 2023, LLC	DG Portfolio 2023, LLC	100.0%
11/6/2023	NSF Torrey Site 3, LLC	DG New York CS, LLC	DG NY CS Garstar 2023, LLC	100.0%
11/6/2023	Piedmont WaterHub LLC	Sustainable Water Holdings LLC	Poseidon SW Holdings, LLC	100.0%
11/6/2023	Piedmont WaterHub LLC	Poseidon SW Holdings, LLC	DG 1 Acquisition Co., LLC	100.0%
11/6/2023	Piedmont WaterHub, LLC	DG 1 Acquisition Co., LLC	DG Portfolio 2023 Holdings, LLC	100.0%
11/6/2023	Piedmont WaterHub, LLC	DG Portfolio 2023 Holdings, LLC	DG Portfolio 2023, LLC	100.0%
11/6/2023	Rush Solar Farm 1, LLC	DG New York CS	DG 1 Acquisition Co., LLC	100.0%
11/6/2023	Rush Solar Farm 1, LLC	DG 1 Acquisition Co., LLC	DG Portfolio 2023 Holdings, LLC	100.0%
11/6/2023	Rush Solar Farm 1, LLC	DG Portfolio 2023 Holdings, LLC	DG Portfolio 2023, LLC	100.0%
11/6/2023	Rush Solar Farm 1, LLC	DG Portfolio 2023, LLC	DG NY CS Seable 2023, LLC	100.0%
11/6/2023	Solar Breakers LLC	DG SB Holdings, LLC	DG SB Portfolio, LLC	100.0%
11/6/2023	Trousdale Solar II, LLC	DG New York CS	DG 1 Acquisition Co., LLC	100.0%
11/6/2023	Trousdale Solar II, LLC	DG 1 Acquisition Co., LLC	DG Portfolio 2023 Holdings, LLC	100.0%
11/6/2023	Trousdale Solar II, LLC	DG Portfolio 2023 Holdings, LLC	DG Portfolio 2023, LLC	100.0%
11/6/2023	Trousdale Solar II, LLC	DG Portfolio 2023, LLC	DG NY CS Seable 2023, LLC	100.0%
11/6/2023	Trousdale Solar, LLC	DG New York CS	DG 1 Acquisition Co., LLC	100.0%
11/6/2023	Trousdale Solar, LLC	DG 1 Acquisition Co., LLC	DG Portfolio 2023 Holdings, LLC	100.0%
11/6/2023	Trousdale Solar, LLC	DG Portfolio 2023 Holdings, LLC	DG Portfolio 2023, LLC	100.0%

Analysis of Diversification Activity
Changes in Corporate Structure

11/6/2023	Trousdale Solar, LLC	DG Portfolio 2023, LLC	DG NY CS Seable 2023, LLC	100.0%
11/6/2023	Van Epps Solar, LLC	DG VEMV, LLC	DG New York CS, LLC	100.0%
11/6/2023	Van Epps Solar, LLC	DG New York CS, LLC	DG 1 Acquisition Co. LLC	100.0%
11/6/2023	Van Epps Solar, LLC	DG 1 Acquisition Co. LLC	DG Portfolio 2023 Holdings, LLC	100.0%
11/6/2023	Van Epps Solar, LLC	DG Portfolio 2023 Holdings, LLC	DG Portfolio 2023, LLC	100.0%
11/6/2023	Van Epps Solar, LLC	DG Portfolio 2023, LLC	DG Empire Lumen 2023, LLC	100.0%
11/10/2023	Day County Wind, LLC	Beargrass Wind Holdings, LLC	ESI Energy, LLC	100.0%
11/10/2023	Beargrass Wind Class A Holdings, LLC	Beargrass Wind Holdings, LLC	Beargrass Wind Funding, LLC	100.0%
11/20/2023	Everbright Financing 2023, LLC	DCRBN Ventures, LLC	Residential Energy Holdings, LLC	100.0%
11/28/2023	Pivotal Utility Holdings, Inc.	Florida Power & Light Company, Inc.	700 Universe, LLC	100.0%
11/28/2023	700 Universe, LLC	NextEra Energy, Inc.	Florida Power & Light Company	100.0%
11/29/2023	Pivotal Utility Holdings, Inc.	700 Universe, LLC	Florida Power & Light Company	100.0%
11/29/2023	700 Universe, LLC	Florida Power & Light Company, Inc.	NextEra Energy, Inc.	100.0%
11/29/2023	Sky Ranch Solar, LLC	ESI Energy, LC	Rubric Portfolio, LLC	100.0%
11/29/2023	Proxima Portfolio, LLC	ESI Energy, LC	Rubric, LLC	100.0%
11/29/2023	East Point Energy Center, LLC	Golden Horizon Renewables, LLC	Golden Horizon Class A Holdings, LLC	100.0%
11/29/2023	East Point Energy Center, LLC	Golden Horizon Class A Holdings, LLC	ESI Energy, LLC	100.0%
12/1/2023	Babbitt Ranch Energy Center, LLC	ESI Energy, LLC	Avalon Sands, LLC	100.0%
12/1/2023	Bronco Plains Wind II, LLC	Northern Colorado Holdings, LLC	ESI Energy, LLC	100.0%
12/1/2023	Bronco Plains Wind II, LLC	ESI Energy, LLC	Avalon Sands, LLC	100.0%
12/1/2023	Clearwater Wind II, LLC	ESI Energy, LLC	Cutler Brothers Funding, LLC	100.0%
12/1/2023	Clearwater Wind II, LLC	Cutler Brothers Funding, LLC	Cutler Brothers, LLC	100.0%
12/1/2023	Crow Creek Solar Portfolio, LLC	ESI Energy, LLC	Cutler Brothers, LLC	100.0%
12/1/2023	High Banks Wind, LLC	ESI Energy, LLC	Cutler Brothers Holdings, LLC	100.0%
12/1/2023	High Banks Wind, LLC	Cutler Brothers Holdings, LLC	Cutler Brothers, LLC	100.0%
12/1/2023	Pioneer Hutt Wind Energy, LLC	Hutt Wind Holdings, LLC	ESI Energy, LLC	100.0%
12/1/2023	Pioneer Hutt Wind Energy, LLC	ESI Energy, LLC	Avalon Sands, LLC	100.0%
12/1/2023	Shamrock Wind, LLC	ESI Energy, LLC	Avalon Sands, LLC	100.0%
12/1/2023	Waco Solar, LLC	ESI Energy, LLC	Avalon Sands, LLC	100.0%
12/1/2023	Wildflower Wind Class A Holdings, LLC	Wildflower Wind Holdings, LLC	Wildflower Wind Funding, LLC	100.0%
12/1/2023	Wildflower Wind Class A Holdings, LLC	Wildflower Wind Funding, LLC	Woods Wildflower Portfolio, LLC	100.0%
12/1/2023	Wildflower Wind Funding, LLC	ESI Energy, LLC	Woods Wind Holdings, LLC	100.0%
12/1/2023	Wildflower Wind, LLC	Wildflower Wind Portfolio, LLC	Wildflower Wind Funding, LLC	95.0%
12/1/2023	Wildflower Wind, LLC	Wildflower Wind Funding, LLC	Wildflower Wind Class A Holdings, LLC	95.0%

Analysis of Diversification Activity
Changes in Corporate Structure

12/1/2023	Woods Wildflower Portfolio, LLC	Woods Wind Holdings, LLC	Wildflower Wind Funding, LLC	100.0%
12/1/2023	Woods Wind Class A Holdings, LLC	Woods Wind Holdings, LLC	Woods Wildflower Portfolio, LLC	100.0%
12/8/2023	Centennial Wind Holdings, LLC	Northern Colorado Holdings, LLC	Centennial Wind Funding, LLC	100.0%
12/8/2023	Centennial Wind, LLC	Centennial Wind Funding, LLC	Centennial Wind Holdings, LLC	100.0%
12/8/2023	Golden Horizon Class A Holdings, LLC	Golden Horizon Holdings, LLC	Golden Horizon Portfolio, LLC	100.0%
12/8/2023	Limon Wind II, LLC	Northern Colorado Holdings, LLC	Limon Logan Holdings, LLC	100.0%
12/8/2023	Limon Wind II, LLC	Centennial Wind, LLC	Northern Colorado Holdings, LLC	100.0%
12/8/2023	Limon Wind III Holdings, LLC	Limon Wind Funding, LLC	Northern Colorado Holdings, LLC	100.0%
12/8/2023	Limon Wind III Holdings, LLC	Northern Colorado Holdings, LLC	Northern Colorado Holdings, LLC	100.0%
12/8/2023	Limon Wind, LLC	Centennial Wind, LLC	Limon Logan Holdings, LLC	100.0%
12/8/2023	Limon Wind, LLC	Northern Colorado Holdings, LLC	Northern Colorado Holdings, LLC	100.0%
12/8/2023	Logan Energy Holdings, LLC	Northern Frontier Wind, LLC	ESi Energy, LLC	100.0%
12/8/2023	Logan Energy Holdings, LLC	ESi Energy, LLC	Limon Logan Holdings, LLC	100.0%
12/19/2023	Bright Wind Class A Holdings, LLC	Bright Wind Holdings, LLC	ESi Energy, LLC	100.0%
12/19/2023	Bright Wind Class A Holdings, LLC	ESi Energy, LLC	Asher Portfolio, LLC	100.0%
12/19/2023	Kossuth County Wind Holdings, LLC	ESi Energy, LLC	Asher Portfolio, LLC	100.0%
12/21/2023	Foxtrot TE Holdings, LLC	Foxtrot TE Portfolio, LLC	ESi Energy, LLC	100.0%
12/21/2023	Foxtrot TE Holdings, LLC	Wind TE Holdings, LLC	ESi Energy, LLC	100.0%
12/21/2023	Foxtrot Wind Class A Holdings, LLC	Foxtrot TE Holdings, LLC	ESi Energy, LLC	100.0%
12/21/2023	Foxtrot Wind Class A Holdings, LLC	ESi Energy, LLC	ESi Energy, LLC	100.0%
12/21/2023	High Banks Wind, LLC	Cutler Brothers, LLC	Kinnick Wind Holdings, LLC	100.0%
12/21/2023	Vaquero TE Holdings, LLC	Wind TE Holdings, LLC	Cutler Brothers Funding, LLC	100.0%
12/21/2023	Vaquero TE Holdings, LLC	ESi Energy, LLC	Vaquero Wind TE Portfolio Holdings, LLC	100.0%
12/21/2023	Vaquero TE Portfolio, LLC	ESi Energy, LLC	Vaquero Wind TE Portfolio Holdings, LLC	100.0%
12/22/2023	Arlington Cereal City Funding, LLC	ESi Energy, LLC	Arlington Portfolio II, LLC	100.0%
12/22/2023	Arlington Holdings II, LLC	ESi Energy, LLC	Arlington Cereal City Holdings, LLC	100.0%
12/22/2023	Cereal City Solar, LLC	Arlington Portfolio II, LLC	Arlington Cereal City Holdings, LLC	100.0%
12/27/2023	Arlington Portfolio II Holdings, LLC	ESi Energy, LLC	Cereal City Holdings, LLC	100.0%
12/27/2023	Arlington Portfolio II, LLC	ESi Energy, LLC	Arlington Portfolio II Holdings, LLC	100.0%
12/27/2023	High Banks Wind, LLC	Cutler Brothers Funding, LLC	Cutler Brothers, LLC	100.0%

ENTITIES SOLD

DATE	ENTITY	BUYER	SELLER	INTERESTS
2/1/2023	Sun Ridge Solar, LLC	Energix US, LLC	ESi Energy, LLC	100.0%
4/28/2023	Rubric, LLC	BAL Investment & Advisory, LLC	Rubric Class A Holdings, LLC	100.0%

Analysis of Diversification Activity
Changes in Corporate Structure

5/9/2023	Toro Energy of Maryland, LLC	Toro Partners II, LP	Toro/EPP II, LLC	100.0%
5/15/2023	Dunns Bridge Solar Center, LLC	Dunn's Bridge I Solar Generation LLC	Dunns Bridge Holdings, LLC	100.0%
8/1/2023	Greenwood Solar I, LLC	Greenwood Solar Holdings LLC	NextEra Energy Renewables Holdings, LLC	100.0%
8/31/2023	Petersburg Energy Center, LLC	AES Indiana Devco Holdings 2, LLC	Petersburg Energy Center Holdings, LLC	100.0%
10/5/2023	Duane Arnold Solar, LLC	Interstate Power and Light Company	Duane Arnold Solar Holdings, LLC	100.0%
12/11/2023	Pivotal Utility Holdings, Inc. d/b/a Florida City Gas	Chesapeake Utilities Corporation	Florida Power & Light Company	100.0%
12/27/2023	Avalon Sands, LLC	Wells Fargo Bank, N.A.		100.0% Class B
12/28/2023	Dos Caminos, LLC	Kinder Morgan Operating "A" LLC	(transferred as part of NEP DC Holdings, LLC Transaction)	100.0%
12/28/2023	Eagle Ford Midstream, LP	Kinder Morgan Operating "A" LLC	(transferred as part of NET Midstream, LLC Transaction)	100.0%
12/28/2023	LaSalle Pipeline, LP	Kinder Morgan Operating "A" LLC	(transferred as part of NET Midstream, LLC Transaction)	100.0%
12/28/2023	LaSalle Pipeline, LP	Kinder Morgan Operating "A" LLC	(transferred as part of NET Midstream, LLC Transaction)	100.0%
12/28/2023	Mission Natural Gas Company, LP	Kinder Morgan Operating "A" LLC	(transferred as part of NET Midstream, LLC Transaction)	100.0%
12/28/2023	NEP DC Holdings, LLC	Kinder Morgan Operating "A" LLC	(transferred as part of NET Midstream, LLC Transaction)	100.0%
12/28/2023	NET General Partners, LLC	Kinder Morgan Operating "A" LLC	(transferred as part of NET Midstream, LLC Transaction)	100.0%
12/28/2023	NET Mexico Pipeline, LP	Kinder Morgan Operating "A" LLC	(transferred as part of NET Midstream, LLC Transaction)	100.0%
12/28/2023	NET Mexico Pipeline Partners, LLC	Kinder Morgan Operating "A" LLC	(transferred as part of NEP DC Holdings, LLC Transaction)	100.0%
12/28/2023	NET Midstream, LLC	Kinder Morgan Operating "A" LLC	(transferred as part of NET Midstream, LLC Transaction)	100.0%
12/28/2023	NET Pipeline Holdings, LLC	Kinder Morgan Operating "A" LLC	(transferred as part of NET Midstream, LLC Transaction)	100.0%
12/28/2023	Red Gate Pipeline, LP	Kinder Morgan Operating "A" LLC	(transferred as part of NET Midstream, LLC Transaction)	100.0%
12/28/2023	South Shore Pipeline, LP	Kinder Morgan Operating "A" LLC	(transferred as part of NET Midstream, LLC Transaction)	100.0%
12/28/2023	Cutler Brothers, LLC	BNY Partnership Funding, LLC		50% Class B
12/28/2023	Cutler Brothers, LLC	FNBC Leasing Corporation		50% Class B

WITHDRAWALS

DATE	ENTITY	JURISDICTION
2/8/2023	Zephyrus Wind, LP	Saskatchewan

Analysis of Diversification Activity
Changes in Corporate Structure

Saskatchewan

Zephyrus Wind GP, Inc.

MERGERS

DATE	MERGING ENTITY	STATE	MERGED WITH AND INTO
3/21/2023	Acquisition RNG Holdings I, LP	Delaware	Energy Power Partners Fund I, L.P.
3/21/2023	Acquisition RNG Holdings II, LP	Delaware	North American Sustainable Energy Fund, L.P.
9/22/2023	NSF Angelica Site 1, LLC	New York	DG Empire Bright, LLC
9/22/2023	NSF Angelica Site 2, LLC	New York	DG Empire Bright, LLC
9/22/2023	NSF Angelica Site 3, LLC	New York	DG Empire Bright, LLC
9/22/2023	NSF Angelica Site 4, LLC	New York	DG Empire Bright, LLC
10/11/2023	Sky Ranch Energy Storage, LLC	Delaware	Sky Ranch Solar, LLC
11/6/2023	DG Harlern, LLC	Delaware	DG Illinois CS 2023, LLC
11/6/2023	DG Pontiac, LLC	Delaware	DG Illinois CS 2023, LLC
11/6/2023	DG Richmond, LLC	Delaware	DG Illinois CS 2023, LLC
11/6/2023	DG Sand Prairie, LLC	Delaware	DG Illinois CS 2023, LLC
11/6/2023	DG Cherry Hill, LLC	Delaware	DG Harvest 2023, LLC
11/6/2023	DG Columbus Solar, LLC	Delaware	DG Harvest 2023, LLC
11/6/2023	SCP 65 LLC	Delaware	DG Harvest 2023, LLC
11/6/2023	SEC HSD Solar One, LLC	Delaware	DG Harvest 2023, LLC
11/6/2023	SCP 71 LLC	Delaware	DG Harvest 2023, LLC
11/6/2023	SCP 73 LLC	Delaware	DG Harvest 2023, LLC
11/6/2023	SCP 75 LLC	Delaware	DG Harvest 2023, LLC
11/6/2023	SCP 76 LLC	Delaware	DG Harvest 2023, LLC
11/6/2023	SCP 77 LLC	Delaware	DG Harvest 2023, LLC
11/6/2023	SCP 81 LLC	Delaware	DG Harvest 2023, LLC
11/6/2023	Old Mill Solar, LLC	Delaware	DG West 2023, LLC
12/19/2023	Bright Wind Portfolio, LLC	Delaware	Bright Wind Class A Holdings, LLC
12/21/2023	Kinnick Wind Portfolio Holdings, LLC	Delaware	Kinnick Wind Holdings, LLC
12/21/2023	Kinnick Wind Portfolio, LLC	Delaware	Kinnick Wind Class A Holdings, LLC
12/22/2023	Arlington Class A Holdings I, LLC	Delaware	Arlington Class A Holdings II, LLC

Florida Power & Light Company
Corporate Structure
As of December 31, 2023

NextEra Energy, Inc.

- 700 Universe III, LLC (100%; Sole Member)
- 700 Universe, LLC (100%; Shareholder)
- EFH Merger Co., LLC (100%; Sole Member)
- FPL Historical Museum, Inc. (100%; Member)
- Florida Power & Light Company (100%; Shareholder)
 - ALDH Realty Holdings, LLC (100%; Sole Member)
 - APOG, LLC (25%; Member)
 - Cedar Bay Generating Company, LLC (100%; Sole Member)
 - FPL Energy Services, Inc. (100%; Shareholder)
 - FPL Read-i-Power, LLC (100%; Sole Member)
 - FPL Smart Services, LLC (100%; Sole Member)
 - FPL Enersys, Inc. (100%; Shareholder)
 - FPL Services, LLC (100%; Sole Member)
 - FPL Project Management, LLC (100%; Sole Member)
 - FPL Recovery Funding LLC (100%; Sole Member)
 - Gulf Power Economic Development Fund, Inc. (100%; Member)
 - KPB Financial Corp. (100%; Shareholder)
 - Palm Power LLC (100%; Sole Member)
 - Indiantown Cogeneration, L.P. (40.05%; General Partner)
 - Indiantown Cogeneration Funding Corporation (100%; Shareholder)
 - Indiantown Project Investment Partnership, L.P. (24.81%; General Partner)
 - Indiantown Cogeneration, L.P. (19.95%; General Partner)
 - Indiantown Cogeneration Funding Corporation (100%; Shareholder)
 - Thaleia, LLC (100%; Sole Member)
 - Indiantown Cogeneration, L.P. (40%; Limited Partner)
 - Indiantown Cogeneration Funding Corporation (100%; Shareholder)
 - Indiantown Project Investment Partnership, L.P. (75.19%; Limited Partner)
 - Indiantown Cogeneration, L.P. (19.95%; General Partner)
 - Indiantown Cogeneration Funding Corporation (100%; Shareholder)
- Parcel 5A Property Owners Association, Inc. (100%; Member)
- Private Fuel Storage L.L.C. (12.5%; Member)
- NEE Acquisition Sub I, LLC (100%; Sole Member)
- NextEra Energy Capital Holdings, Inc. (100%; Shareholder)
 - Alandco Inc. (100%; Shareholder)
 - Data Center Logistics, LLC (100%; Sole Member)
 - EMB Investments, Inc. (100%; Shareholder)
 - FN Investments, LLC (100%; Sole Member)
 - FPL Investments, LLC (100%; Sole Member)
 - NextCity Networks Holdings, LLC (100%; Sole Member)
 - NextCity Networks Alabama, LLC (100%; Sole Member)
 - NextCity Networks Arizona, LLC (100%; Sole Member)
 - NextCity Networks Colorado, LLC (100%; Sole Member)
 - NextCity Networks Georgia, LLC (100%; Sole Member)
 - NextCity Networks Michigan, LLC (100%; Sole Member)
 - NextCity Networks Missouri, LLC (100%; Sole Member)
 - NextCity Networks Oklahoma, LLC (100%; Sole Member)
 - NextCity Networks Pennsylvania, LLC (100%; Sole Member)
 - NextCity Networks Texas, LLC (100%; Sole Member)
 - NextCity Networks Utah, LLC (100%; Sole Member)
 - NextCity Networks, LLC (100%; Sole Member)
- NextEra Energy Equipment Leasing, LLC (100%; Sole Member)
- NextEra Energy Resources, LLC (100%; Sole Member)
 - BAC Investment Corp. (100%; Shareholder)
 - Common Unit Holdings, LLC (100%; Sole Member)
 - NextEra Energy Partners, LP (1.217%; Limited Partner)
 - NextEra Energy Operating Partners GP, LLC (100%; Sole Member)

NextEra Energy Operating Partners, LP (100%; General Partner)
NextEra Energy US Partners Holdings, LLC (100%; Sole Member)
GR Bage (NEP), LLC (100%; Sole Member)
Genesis Purchaser Holdings, LLC (100%; Sole Member)
Genesis Purchaser, LLC (100%; Sole Member)
Genesis Solar Funding Holdings, LLC (100%; Sole Member)
Genesis Solar Funding, LLC (100%; Sole Member)
Genesis Solar Holdings, LLC (100%; Class A Tax Equity Member)
Elk City Wind, LLC (100%; Sole Member)
Genesis Solar, LLC (100%; Sole Member)
NextEra Desert Center Blythe, LLC (50%; Member)
Golden Plains Class A Holdings, LLC (100%; Sole Member)
Golden Plains, LLC (100%; Class A Member)
Baldwin Wind Energy, LLC (100%; Sole Member)
Northern Colorado Wind Energy Center II, LLC (100%; Sole Member)
Northern Colorado Interconnect, LLC (12.9%; Member)
Northern Colorado Wind Energy Center, LLC (100%; Sole Member)
Northern Colorado Interconnect, LLC (87.1%; Managing Member)
Wilmot Energy Center, LLC (100%; Sole Member)
Pine Brooke Class A Holdings, LLC (40%; Member)
Pine Brooke, LLC (100%; Class A Tax Equity Member)
Blue Summit III Wind, LLC (100%; Sole Member)
Blue Summit Interconnection, LLC (25%; Member)
Harmony Florida Solar, LLC (100%; Sole Member)
Ponderosa Wind, LLC (100%; Sole Member)
Saint Solar, LLC (100%; Sole Member)
Sanford Airport Solar, LLC (100%; Sole Member)
Soldier Creek Wind, LLC (100%; Sole Member)
Taylor Creek Solar, LLC (100%; Sole Member)
NextEra Energy Partners Acquisitions, LLC (100%; Sole Member)
Baldwin Wind, LLC (100%; Sole Member)
Bayhawk Wind Portfolio, LLC (100%; Sole Member)
Bayhawk Wind Holdings, LLC (100%; Sole Member)
Bayhawk Wind, LLC (100%; Class A Member)
Cedar Bluff Wind, LLC (100%; Sole Member)
Golden Hills Wind, LLC (100%; Sole Member)
Golden Hills Interconnection, LLC (67.6%; Managing Member)
Coram Portfolio II, LLC (100%; Sole Member)
Tusk Wind Holdings V, LLC (100%; Sole Member)
RET Coram Tehachapi Wind GP, LLC (100%; Sole Member)
Coram California Development, L.P. (0.01%; General Partner)
RET Tehachapi Wind Development, LLC (100%; Sole Member)
Coram California Development, L.P. (99.99%; Limited Partner)
Coram Portfolio, LLC (100%; Sole Member)
Tusk Wind Holdings IV, LLC (100%; Sole Member)
Coram Energy LLC (100%; Sole Member)
Coram Tehachapi, LLC (100%; Sole Member)
HW CA Holdings, LLC (100%; Member)
High Winds, LLC (100%; Sole Member)
Javelina Wind Funding, LLC (100%; Sole Member)
Javelina Wind Energy Holdings, LLC (100%; Sole Member)
Javelina Wind Energy, LLC (100%; Sole Member)
Javelina Interconnection, LLC (55%; Managing Member)
Mammoth Plains Wind Project Holdings, LLC (100%; Sole Member)
Mammoth Plains Wind Project, LLC (100%; Class A Member)
Meadowlark Wind, LLC (100%; Sole Member)
NEP Renewables Holdings II, LLC (100%; Sole Member)

NEP Renewables II, LLC (100%; Managing Member)
 Ashtabula Wind II, LLC (100%; Sole Member)
 Ashtabula Wind III, LLC (100%; Sole Member)
 FPL Energy Vansycle L.L.C. (100%; Sole Member)
 Garden Wind, LLC (100%; Sole Member)
 Perrin Ranch Wind, LLC (100%; Sole Member)
 Rosmar Portfolio, LLC (100%; Sole Member)
 Rosmar Holdings, LLC (100%; Member)
 Marshall Solar, LLC (100%; Sole Member)
 Roswell Solar, LLC (100%; Sole Member)
 Roswell Solar Holdings, LLC (100%; Sole Member)
 SSSS Holdings, LLC (100%; Sole Member)
 Silver State South Solar, LLC (49.99%; Managing Member)
 Silver State Solar Power South, LLC (100%; Sole Member)
 Tuscola Bay Wind, LLC (100%; Sole Member)
 White Oak Energy Holdings, LLC (100%; Sole Member)
 White Oak Energy LLC (100%; Sole Member)
 NEP Renewables Holdings III, LLC (100%; Sole Member)
 NEP Renewables III, LLC (50%; Class B Member)
 Star Moon Holdings, LLC (100%; Class A Member)
 Moonlight Bay Class A Holdings, LLC (100%; Sole Member)
 Moonlight Bay Renewables, LLC (100%; Class A Member)
 Dodge Flat Solar, LLC (100%; Sole Member)
 Elora Solar, LLC (100%; Sole Member)
 Fish Springs Ranch Solar, LLC (100%; Sole Member)
 Little Blue Wind Project, LLC (100%; Sole Member)
 Minco Wind Energy III, LLC (100%; Sole Member)
 Minco IV & V Interconnection, LLC (27.04%; Managing Member)
 White Mesa Wind, LLC (100%; Sole Member)
 Stargrass Class A Holdings, LLC (100%; Sole Member)
 Stargrass, LLC (100%; Class A Member)
 Borderlands Wind, LLC (100%; Sole Member)
 Borderlands Wind Holdings, LLC (100%; Sole Member)
 Cool Springs Solar, LLC (100%; Sole Member)
 Ensign Wind Energy, LLC (100%; Sole Member)
 Hubbard Wind, LLC (100%; Sole Member)
 Irish Creek Wind, LLC (100%; Sole Member)
 Quinebaug Solar, LLC (100%; Sole Member)
 Quitman II Solar, LLC (100%; Sole Member)
 NEP Renewables III, LLC (100%; Class A Member)
 Star Moon Holdings, LLC (100%; Class A Member)
 Moonlight Bay Class A Holdings, LLC (100%; Sole Member)
 Moonlight Bay Renewables, LLC (100%; Class A Member)
 Dodge Flat Solar, LLC (100%; Sole Member)
 Elora Solar, LLC (100%; Sole Member)
 Fish Springs Ranch Solar, LLC (100%; Sole Member)
 Little Blue Wind Project, LLC (100%; Sole Member)
 Minco Wind Energy III, LLC (100%; Sole Member)
 Minco IV & V Interconnection, LLC (27.04%; Managing Member)
 White Mesa Wind, LLC (100%; Sole Member)
 Stargrass Class A Holdings, LLC (100%; Sole Member)
 Stargrass, LLC (100%; Class A Member)
 Borderlands Wind, LLC (100%; Sole Member)
 Borderlands Wind Holdings, LLC (100%; Sole Member)
 Cool Springs Solar, LLC (100%; Sole Member)
 Ensign Wind Energy, LLC (100%; Sole Member)
 Hubbard Wind, LLC (100%; Sole Member)

Irish Creek Wind, LLC (100%; Sole Member)
 Quinebaug Solar, LLC (100%; Sole Member)
 Quitman II Solar, LLC (100%; Sole Member)
 NEP Renewables Holdings IV, LLC (100%; Sole Member)
 NEP Renewables IV, LLC (100%; Class A Member)
 Alta Wind Portfolio, LLC (100%; Sole Member)
 Tusk Wind Holdings, LLC (100%; Sole Member)
 Alta Wind VIII, LLC (100%; Sole Member)
 Dogwood Wind Holdings, LLC (100%; Sole Member)
 Dogwood Wind, LLC (100%; Class A Tax Equity Member)
 Oliver Wind III, LLC (100%; Sole Member)
 Osborn Wind Energy, LLC (100%; Sole Member)
 Elk City Sholes Holdings, LLC (100%; Sole Member)
 Elk City II Wind Funding, LLC (100%; Sole Member)
 Southwest Wind, LLC (100%; Class A Tax Equity Member)
 Elk City Renewables II, LLC (100%; Sole Member)
 Sholes Wind Funding, LLC (100%; Sole Member)
 Sholes Wind Class A Holdings, LLC (100%; Sole Member)
 Sholes Wind, LLC (100%; Class A Member)
 Emerald Breeze Holdings, LLC (100%; Class A Member)
 Emerald Breeze Class A Holdings, LLC (100%; Sole Member)
 Emerald Breeze, LLC (100%; Class A Member)
 Appaloosa Run Wind, LLC (100%; Sole Member)
 Eight Point Wind, LLC (100%; Sole Member)
 Great Prairie Wind, LLC (100%; Sole Member)
 Yellow Pine Solar, LLC (100%; Sole Member)
 Yellow Pine Solar Interconnect, LLC (50%; Managing Member)
 Golden West Wind Holdings, LLC (100%; Sole Member)
 Golden West Power Partners, LLC (100%; Class A Tax Equity Member)
 Nokota Wind Holdings, LLC (100%; Sole Member)
 Nokota Wind, LLC (100%; Class A Tax Equity Member)
 Brady Wind II, LLC (100%; Sole Member)
 Brady Interconnection, LLC (50%; Member)
 Brady Wind, LLC (100%; Sole Member)
 Brady Interconnection, LLC (50%; Managing Member)
 Sac County Wind Holdings, LLC (100%; Sole Member)
 Sac County Wind Class A Holdings, LLC (100%; Class A Member)
 Sac County Wind, LLC (100%; Class A Member)
 NEP Renewables IV, LLC (31.2%; Class B Member)
 Alta Wind Portfolio, LLC (100%; Sole Member)
 Tusk Wind Holdings, LLC (100%; Sole Member)
 Alta Wind VIII, LLC (100%; Sole Member)
 Dogwood Wind Holdings, LLC (100%; Sole Member)
 Dogwood Wind, LLC (100%; Class A Tax Equity Member)
 Oliver Wind III, LLC (100%; Sole Member)
 Osborn Wind Energy, LLC (100%; Sole Member)
 Elk City Sholes Holdings, LLC (100%; Sole Member)
 Elk City II Wind Funding, LLC (100%; Sole Member)
 Southwest Wind, LLC (100%; Class A Tax Equity Member)
 Elk City Renewables II, LLC (100%; Sole Member)
 Sholes Wind Funding, LLC (100%; Sole Member)
 Sholes Wind Class A Holdings, LLC (100%; Sole Member)
 Sholes Wind, LLC (100%; Class A Member)
 Emerald Breeze Holdings, LLC (100%; Class A Member)
 Emerald Breeze Class A Holdings, LLC (100%; Sole Member)
 Emerald Breeze, LLC (100%; Class A Member)
 Appaloosa Run Wind, LLC (100%; Sole Member)

Eight Point Wind, LLC (100%; Sole Member)
 Great Prairie Wind, LLC (100%; Sole Member)
 Yellow Pine Solar, LLC (100%; Sole Member)
 Yellow Pine Solar Interconnect, LLC (50%; Managing Member)
 Golden West Wind Holdings, LLC (100%; Sole Member)
 Golden West Power Partners, LLC (100%; Class A Tax Equity Member)
 Nokota Wind Holdings, LLC (100%; Sole Member)
 Nokota Wind, LLC (100%; Class A Tax Equity Member)
 Brady Wind II, LLC (100%; Sole Member)
 Brady Interconnection, LLC (50%; Member)
 Brady Wind, LLC (100%; Sole Member)
 Brady Interconnection, LLC (50%; Managing Member)
 Sac County Wind Holdings, LLC (100%; Sole Member)
 Sac County Wind Class A Holdings, LLC (100%; Class A Member)
 Sac County Wind, LLC (100%; Class A Member)
 NEP Renewables Holdings, LLC (100%; Sole Member)
 NEP Renewables, LLC (100%; Sole Member)
 Breckinridge Wind Class A Holdings, LLC (100%; Sole Member)
 Breckinridge Wind Project, LLC (100%; Class A Tax Equity Member)
 Carousel Wind Holdings, LLC (100%; Sole Member)
 Carousel Wind Farm, LLC (100%; Class A Tax Equity Member)
 Monarch Wind Holdings, LLC (100%; Sole Member)
 Monarch Wind, LLC (100%; Class A Tax Equity Member)
 Javelina Wind Holdings II, LLC (100%; Sole Member)
 Javelina Wind Energy II, LLC (100%; Sole Member)
 Javelina Interconnection, LLC (45%; Member)
 Rush Springs Wind Energy, LLC (100%; Sole Member)
 Mountain View Solar Holdings, LLC (100%; Sole Member)
 Mountain View Solar, LLC (100%; Sole Member)
 Pacific Plains Wind Class A Holdings, LLC (100%; Sole Member)
 Pacific Plains Wind, LLC (100%; Class A Tax Equity Member)
 Cottonwood Wind Project Holdings, LLC (100%; Sole Member)
 Cottonwood Wind Project, LLC (100%; Sole Member)
 Golden Hills North Wind, LLC (100%; Sole Member)
 Golden Hills Interconnection, LLC (32.4%; Member)
 NextEra Energy Bluff Point, LLC (100%; Sole Member)
 NextEra Desert Sunlight Holdings, LLC (99.8%; Member)
 Desert Sunlight Investment Holdings, LLC (50%; Managing Member)
 Desert Sunlight Holdings, LLC (100%; Sole Member)
 Desert Sunlight 250, LLC (100%; Sole Member)
 Desert Sunlight 300, LLC (100%; Sole Member)
 Nutmeg Solar Holdings, LLC (33.3%; Member)
 Nutmeg Solar, LLC (100%; Sole Member)
 Palomino Wind Holdings, LLC (100%; Sole Member)
 Palomino Wind, LLC (100%; Class A Tax Equity Member)
 Kingman Wind Energy I, LLC (100%; Sole Member)
 Kingman Wind Energy II, LLC (100%; Sole Member)
 Prairie View Wind Holdings, LLC (100%; Sole Member)
 Ninnescah Wind Energy LLC (100%; Sole Member)
 Seiling Wind Investments, LLC (100%; Sole Member)
 Seiling Wind Holdings, LLC (100%; Sole Member)
 Seiling Wind Portfolio, LLC (100%; Class A Tax Equity Member)
 Seiling Wind II, LLC (100%; Sole Member)
 Seiling Wind Interconnection Services, LLC (33%; Member)
 Seiling Wind, LLC (100%; Sole Member)
 Seiling Wind Interconnection Services, LLC (67%; Managing Member)
 Shaw Creek Solar Holdings, LLC (33.3%; Member)

Shaw Creek Solar, LLC (100%; Sole Member)
 Solar Holdings Portfolio 12, LLC (100%; Class C Member)
 DG Portfolio 2019 Holdings, LLC (100%; Sole Member)
 DG Portfolio 2019, LLC (100%; Sole Member)
 DG Amaze, LLC (100%; Sole Member)
 DG California Solar, LLC (100%; Sole Member)
 DG Colorado Solar, LLC (100%; Sole Member)
 DG LF Solar, LLC (100%; Sole Member)
 DG Minnesota CSG 1, LLC (100%; Sole Member)
 DG Minnesota CSG, LLC (100%; Sole Member)
 DG New Jersey Solar, LLC (100%; Sole Member)
 DG New York Solar, LLC (100%; Sole Member)
 DG Northeast Solar, LLC (100%; Sole Member)
 DG SUNY Solar 1, LLC (100%; Sole Member)
 DG Southwest Solar Portfolio 2019, LLC (100%; Sole Member)
 DG Waipio, LLC (100%; Sole Member)
 Pacific Energy Solutions LLC (100%; Sole Member)
 HL Solar LLC (100%; Sole Member)
 W2 Solar Holdings, LLC (100%; Sole Member)
 Sierra Solar Funding, LLC (100%; Sole Member)
 Sierra Solar Holdings, LLC (100%; Sole Member)
 Westside Solar, LLC (100%; Sole Member)
 Whitney Point Solar, LLC (100%; Sole Member)
 Southwest Solar Holdings, LLC (100%; Member)
 Hatch Solar Energy Center I LLC (100%; Sole Member)
 Sunlight Renewables Holdings, LLC (100%; Class A Member)
 Sunlight Renewables Class A Holdings, LLC (100%; Sole Member)
 Sunlight Renewables, LLC (100%; Class A Member)
 Sunlight Storage, LLC (100%; Sole Member)
 VMCLR Holdings, LLC (100%; Sole Member)
 Indigo Plains Solar Class B Holdings, LLC (100%; Sole Member)
 Indigo Plains Solar, LLC (100%; Class B Tax Equity Member)
 Chaves County Solar, LLC (100%; Sole Member)
 Chaves County Solar Holdings, LLC (100%; Sole Member)
 Live Oak Solar, LLC (100%; Sole Member)
 River Bend Solar, LLC (100%; Sole Member)
 Indigo Plains Solar Funding, LLC (100%; Sole Member)
 Indigo Plains Solar Holdings, LLC (100%; Sole Member)
 Indigo Plains Solar, LLC (100%; Class A Tax Equity Member)
 Chaves County Solar, LLC (100%; Sole Member)
 Chaves County Solar Holdings, LLC (100%; Sole Member)
 Live Oak Solar, LLC (100%; Sole Member)
 River Bend Solar, LLC (100%; Sole Member)
 Whiptail-Montezuma Funding, LLC (100%; Sole Member)
 Whiptail-Montezuma Holdings, LLC (100%; Sole Member)
 Montezuma Wind Holdings II, LLC (100%; Sole Member)
 NextEra Energy Montezuma II Wind, LLC (100%; Sole Member)
 Southwest Wind Class A Holdings, LLC (100%; Class A Member)
 Whiptail Wind, LLC (100%; Class A Tax Equity Member)
 Casa Mesa Wind, LLC (100%; Sole Member)
 Casa Mesa Wind Investments, LLC (100%; Sole Member)
 Langdon Renewables, LLC (100%; Sole Member)
 New Mexico Wind, LLC (100%; Sole Member)
 Pacific Power Investments, LLC (100%; Sole Member)
 Southwest Wind Class A Holdings, LLC (100%; Class B Member)
 Whiptail Wind, LLC (100%; Class A Tax Equity Member)
 Casa Mesa Wind, LLC (100%; Sole Member)

Casa Mesa Wind Investments, LLC (100%; Sole Member)
Langdon Renewables, LLC (100%; Sole Member)
New Mexico Wind, LLC (100%; Sole Member)
Pacific Power Investments, LLC (100%; Sole Member)
Windstar Portfolio, LLC (100%; Sole Member)
Tusk Wind Holdings II, LLC (100%; Sole Member)
Windstar Energy, LLC (100%; Sole Member)
NextEra Energy Partners Constructors, LLC (100%; Sole Member)
NextEra Energy Partners Solar Acquisitions, LLC (100%; Sole Member)
Adelanto CA II, LLC (100%; Sole Member)
Adelanto Solar Funding, LLC (50.01%; Member)
Adelanto Solar Holdings, LLC (100%; Sole Member)
Adelanto Solar II, LLC (100%; Sole Member)
Adelanto Solar, LLC (100%; Sole Member)
McCoy CA II, LLC (100%; Sole Member)
McCoy Solar Holdings, LLC (50.01%; Member)
McCoy Solar Funding, LLC (100%; Sole Member)
McCoy Solar, LLC (100%; Sole Member)
NextEra Desert Center Blythe, LLC (50%; Member)
NextEra Energy Partners Ventures, LLC (100%; Sole Member)
NET Holdings Management, LLC (100%; Sole Member)
NextEra Energy Partners Pipelines Holdings, LLC (100%; Sole Member)
NextEra Energy Partners Pipelines, LLC (100%; Managing Member)
Meade Pipeline Investment Holdings, LLC (100%; Sole Member)
Meade Pipeline Investment, LLC (100%; Sole Member)
Meade Pipeline Co LLC (75%; Managing Member)
Redwood Meade Pipeline, LLC (100%; Sole Member)
Redwood Midstream, LLC (90%; Managing Member)
Redwood Meade Midstream MPC, LLC (100%; Sole Member)
Meade Pipeline Co LLC (15%; Member)
River Road Interests LLC (100%; Sole Member)
Meade Pipeline Co LLC (10%; Member)
Redwood Midstream, LLC (10%; Member)
Redwood Meade Midstream MPC, LLC (100%; Sole Member)
Meade Pipeline Co LLC (15%; Member)
River Road Interests LLC (100%; Sole Member)
Meade Pipeline Co LLC (10%; Member)
South Texas Midstream Holdings, LLC (100%; Sole Member)
South Texas Midstream, LLC (100%; Class B Member)
South Texas Midstream, LLC (100%; Class A Member)
Northern Colorado Wind Energy, LLC (100%; Sole Member)
Palo Duro Wind Portfolio, LLC (100%; Sole Member)
Palo Duro Wind Project Holdings, LLC (100%; Sole Member)
Palo Duro Wind Energy, LLC (100%; Sole Member)
Palo Duro Wind Interconnection Services, LLC (88%; Managing Member)
Shafter Solar Portfolio, LLC (100%; Sole Member)
Shafter Solar Holdings, LLC (100%; Sole Member)
Shafter Solar, LLC (100%; Sole Member)
Tusk Wind Holdings III, LLC (100%; Sole Member)
Granite Reliable Power, LLC (100%; Sole Member)
NextEra Energy Operating Partners, LP (48.525%; Limited Partner)
NextEra Energy US Partners Holdings, LLC (100%; Sole Member)
GR Bage (NEP), LLC (100%; Sole Member)
Genesis Purchaser Holdings, LLC (100%; Sole Member)
Genesis Purchaser, LLC (100%; Sole Member)
Genesis Solar Funding Holdings, LLC (100%; Sole Member)
Genesis Solar Funding, LLC (100%; Sole Member)

Genesis Solar Holdings, LLC (100%; Class A Tax Equity Member)
Elk City Wind, LLC (100%; Sole Member)
Genesis Solar, LLC (100%; Sole Member)
NextEra Desert Center Blythe, LLC (50%; Member)
Golden Plains Class A Holdings, LLC (100%; Sole Member)
Golden Plains, LLC (100%; Class A Member)
Baldwin Wind Energy, LLC (100%; Sole Member)
Northern Colorado Wind Energy Center II, LLC (100%; Sole Member)
Northern Colorado Interconnect, LLC (12.9%; Member)
Northern Colorado Wind Energy Center, LLC (100%; Sole Member)
Northern Colorado Interconnect, LLC (87.1%; Managing Member)
Wilmot Energy Center, LLC (100%; Sole Member)
Pine Brooke Class A Holdings, LLC (40%; Member)
Pine Brooke, LLC (100%; Class A Tax Equity Member)
Blue Summit III Wind, LLC (100%; Sole Member)
Blue Summit Interconnection, LLC (25%; Member)
Harmony Florida Solar, LLC (100%; Sole Member)
Ponderosa Wind, LLC (100%; Sole Member)
Saint Solar, LLC (100%; Sole Member)
Sanford Airport Solar, LLC (100%; Sole Member)
Soldier Creek Wind, LLC (100%; Sole Member)
Taylor Creek Solar, LLC (100%; Sole Member)
NextEra Energy Partners Acquisitions, LLC (100%; Sole Member)
Baldwin Wind, LLC (100%; Sole Member)
Bayhawk Wind Portfolio, LLC (100%; Sole Member)
Bayhawk Wind Holdings, LLC (100%; Sole Member)
Bayhawk Wind, LLC (100%; Class A Member)
Cedar Bluff Wind, LLC (100%; Sole Member)
Golden Hills Wind, LLC (100%; Sole Member)
Golden Hills Interconnection, LLC (67.6%; Managing Member)
Coram Portfolio II, LLC (100%; Sole Member)
Tusk Wind Holdings V, LLC (100%; Sole Member)
RET Coram Tehachapi Wind GP, LLC (100%; Sole Member)
Coram California Development, L.P. (0.01%; General Partner)
RET Tehachapi Wind Development, LLC (100%; Sole Member)
Coram California Development, L.P. (99.99%; Limited Partner)
Coram Portfolio, LLC (100%; Sole Member)
Tusk Wind Holdings IV, LLC (100%; Sole Member)
Coram Energy LLC (100%; Sole Member)
Coram Tehachapi, LLC (100%; Sole Member)
HW CA Holdings, LLC (100%; Member)
High Winds, LLC (100%; Sole Member)
Javelina Wind Funding, LLC (100%; Sole Member)
Javelina Wind Energy Holdings, LLC (100%; Sole Member)
Javelina Wind Energy, LLC (100%; Sole Member)
Javelina Interconnection, LLC (55%; Managing Member)
Mammoth Plains Wind Project Holdings, LLC (100%; Sole Member)
Mammoth Plains Wind Project, LLC (100%; Class A Member)
Meadowlark Wind, LLC (100%; Sole Member)
NEP Renewables Holdings II, LLC (100%; Sole Member)
NEP Renewables II, LLC (100%; Managing Member)
Ashtabula Wind II, LLC (100%; Sole Member)
Ashtabula Wind III, LLC (100%; Sole Member)
FPL Energy Vansycle L.L.C. (100%; Sole Member)
Garden Wind, LLC (100%; Sole Member)
Perrin Ranch Wind, LLC (100%; Sole Member)
Rosmar Portfolio, LLC (100%; Sole Member)

Rosmar Holdings, LLC (100%; Member)
 Marshall Solar, LLC (100%; Sole Member)
 Roswell Solar, LLC (100%; Sole Member)
 Roswell Solar Holdings, LLC (100%; Sole Member)
 SSSS Holdings, LLC (100%; Sole Member)
 Silver State South Solar, LLC (49.99%; Managing Member)
 Silver State Solar Power South, LLC (100%; Sole Member)
 Tuscola Bay Wind, LLC (100%; Sole Member)
 White Oak Energy Holdings, LLC (100%; Sole Member)
 White Oak Energy LLC (100%; Sole Member)
 NEP Renewables Holdings III, LLC (100%; Sole Member)
 NEP Renewables III, LLC (50%; Class B Member)
 Star Moon Holdings, LLC (100%; Class A Member)
 Moonlight Bay Class A Holdings, LLC (100%; Sole Member)
 Moonlight Bay Renewables, LLC (100%; Class A Member)
 Dodge Flat Solar, LLC (100%; Sole Member)
 Elora Solar, LLC (100%; Sole Member)
 Fish Springs Ranch Solar, LLC (100%; Sole Member)
 Little Blue Wind Project, LLC (100%; Sole Member)
 Minco Wind Energy III, LLC (100%; Sole Member)
 Minco IV & V Interconnection, LLC (27.04%; Managing Member)
 White Mesa Wind, LLC (100%; Sole Member)
 Stargrass Class A Holdings, LLC (100%; Sole Member)
 Stargrass, LLC (100%; Class A Member)
 Borderlands Wind, LLC (100%; Sole Member)
 Borderlands Wind Holdings, LLC (100%; Sole Member)
 Cool Springs Solar, LLC (100%; Sole Member)
 Ensign Wind Energy, LLC (100%; Sole Member)
 Hubbard Wind, LLC (100%; Sole Member)
 Irish Creek Wind, LLC (100%; Sole Member)
 Quinebaug Solar, LLC (100%; Sole Member)
 Quitman II Solar, LLC (100%; Sole Member)
 NEP Renewables III, LLC (100%; Class A Member)
 Star Moon Holdings, LLC (100%; Class A Member)
 Moonlight Bay Class A Holdings, LLC (100%; Sole Member)
 Moonlight Bay Renewables, LLC (100%; Class A Member)
 Dodge Flat Solar, LLC (100%; Sole Member)
 Elora Solar, LLC (100%; Sole Member)
 Fish Springs Ranch Solar, LLC (100%; Sole Member)
 Little Blue Wind Project, LLC (100%; Sole Member)
 Minco Wind Energy III, LLC (100%; Sole Member)
 Minco IV & V Interconnection, LLC (27.04%; Managing Member)
 White Mesa Wind, LLC (100%; Sole Member)
 Stargrass Class A Holdings, LLC (100%; Sole Member)
 Stargrass, LLC (100%; Class A Member)
 Borderlands Wind, LLC (100%; Sole Member)
 Borderlands Wind Holdings, LLC (100%; Sole Member)
 Cool Springs Solar, LLC (100%; Sole Member)
 Ensign Wind Energy, LLC (100%; Sole Member)
 Hubbard Wind, LLC (100%; Sole Member)
 Irish Creek Wind, LLC (100%; Sole Member)
 Quinebaug Solar, LLC (100%; Sole Member)
 Quitman II Solar, LLC (100%; Sole Member)
 NEP Renewables Holdings IV, LLC (100%; Sole Member)
 NEP Renewables IV, LLC (100%; Class A Member)
 Alta Wind Portfolio, LLC (100%; Sole Member)
 Tusk Wind Holdings, LLC (100%; Sole Member)

Alta Wind VIII, LLC (100%; Sole Member)
 Dogwood Wind Holdings, LLC (100%; Sole Member)
 Dogwood Wind, LLC (100%; Class A Tax Equity Member)
 Oliver Wind III, LLC (100%; Sole Member)
 Osborn Wind Energy, LLC (100%; Sole Member)
 Elk City Sholes Holdings, LLC (100%; Sole Member)
 Elk City II Wind Funding, LLC (100%; Sole Member)
 Southwest Wind, LLC (100%; Class A Tax Equity Member)
 Elk City Renewables II, LLC (100%; Sole Member)
 Sholes Wind Funding, LLC (100%; Sole Member)
 Sholes Wind Class A Holdings, LLC (100%; Sole Member)
 Sholes Wind, LLC (100%; Class A Member)
 Emerald Breeze Holdings, LLC (100%; Class A Member)
 Emerald Breeze Class A Holdings, LLC (100%; Sole Member)
 Emerald Breeze, LLC (100%; Class A Member)
 Appaloosa Run Wind, LLC (100%; Sole Member)
 Eight Point Wind, LLC (100%; Sole Member)
 Great Prairie Wind, LLC (100%; Sole Member)
 Yellow Pine Solar, LLC (100%; Sole Member)
 Yellow Pine Solar Interconnect, LLC (50%; Managing Member)
 Golden West Wind Holdings, LLC (100%; Sole Member)
 Golden West Power Partners, LLC (100%; Class A Tax Equity Member)
 Nokota Wind Holdings, LLC (100%; Sole Member)
 Nokota Wind, LLC (100%; Class A Tax Equity Member)
 Brady Wind II, LLC (100%; Sole Member)
 Brady Interconnection, LLC (50%; Member)
 Brady Wind, LLC (100%; Sole Member)
 Brady Interconnection, LLC (50%; Managing Member)
 Sac County Wind Holdings, LLC (100%; Sole Member)
 Sac County Wind Class A Holdings, LLC (100%; Class A Member)
 Sac County Wind, LLC (100%; Class A Member)
 NEP Renewables IV, LLC (31.2%; Class B Member)
 Alta Wind Portfolio, LLC (100%; Sole Member)
 Tusk Wind Holdings, LLC (100%; Sole Member)
 Alta Wind VIII, LLC (100%; Sole Member)
 Dogwood Wind Holdings, LLC (100%; Sole Member)
 Dogwood Wind, LLC (100%; Class A Tax Equity Member)
 Oliver Wind III, LLC (100%; Sole Member)
 Osborn Wind Energy, LLC (100%; Sole Member)
 Elk City Sholes Holdings, LLC (100%; Sole Member)
 Elk City II Wind Funding, LLC (100%; Sole Member)
 Southwest Wind, LLC (100%; Class A Tax Equity Member)
 Elk City Renewables II, LLC (100%; Sole Member)
 Sholes Wind Funding, LLC (100%; Sole Member)
 Sholes Wind Class A Holdings, LLC (100%; Sole Member)
 Sholes Wind, LLC (100%; Class A Member)
 Emerald Breeze Holdings, LLC (100%; Class A Member)
 Emerald Breeze Class A Holdings, LLC (100%; Sole Member)
 Emerald Breeze, LLC (100%; Class A Member)
 Appaloosa Run Wind, LLC (100%; Sole Member)
 Eight Point Wind, LLC (100%; Sole Member)
 Great Prairie Wind, LLC (100%; Sole Member)
 Yellow Pine Solar, LLC (100%; Sole Member)
 Yellow Pine Solar Interconnect, LLC (50%; Managing Member)
 Golden West Wind Holdings, LLC (100%; Sole Member)
 Golden West Power Partners, LLC (100%; Class A Tax Equity Member)
 Nokota Wind Holdings, LLC (100%; Sole Member)

Nokota Wind, LLC (100%; Class A Tax Equity Member)
Brady Wind II, LLC (100%; Sole Member)
Brady Interconnection, LLC (50%; Member)
Brady Wind, LLC (100%; Sole Member)
Brady Interconnection, LLC (50%; Managing Member)
Sac County Wind Holdings, LLC (100%; Sole Member)
Sac County Wind Class A Holdings, LLC (100%; Class A Member)
Sac County Wind, LLC (100%; Class A Member)
NEP Renewables Holdings, LLC (100%; Sole Member)
NEP Renewables, LLC (100%; Sole Member)
Breckinridge Wind Class A Holdings, LLC (100%; Sole Member)
Breckinridge Wind Project, LLC (100%; Class A Tax Equity Member)
Carousel Wind Holdings, LLC (100%; Sole Member)
Carousel Wind Farm, LLC (100%; Class A Tax Equity Member)
Monarch Wind Holdings, LLC (100%; Sole Member)
Monarch Wind, LLC (100%; Class A Tax Equity Member)
Javelina Wind Holdings II, LLC (100%; Sole Member)
Javelina Wind Energy II, LLC (100%; Sole Member)
Javelina Interconnection, LLC (45%; Member)
Rush Springs Wind Energy, LLC (100%; Sole Member)
Mountain View Solar Holdings, LLC (100%; Sole Member)
Mountain View Solar, LLC (100%; Sole Member)
Pacific Plains Wind Class A Holdings, LLC (100%; Sole Member)
Pacific Plains Wind, LLC (100%; Class A Tax Equity Member)
Cottonwood Wind Project Holdings, LLC (100%; Sole Member)
Cottonwood Wind Project, LLC (100%; Sole Member)
Golden Hills North Wind, LLC (100%; Sole Member)
Golden Hills Interconnection, LLC (32.4%; Member)
NextEra Energy Bluff Point, LLC (100%; Sole Member)
NextEra Desert Sunlight Holdings, LLC (99.8%; Member)
Desert Sunlight Investment Holdings, LLC (50%; Managing Member)
Desert Sunlight Holdings, LLC (100%; Sole Member)
Desert Sunlight 250, LLC (100%; Sole Member)
Desert Sunlight 300, LLC (100%; Sole Member)
Nutmeg Solar Holdings, LLC (33.3%; Member)
Nutmeg Solar, LLC (100%; Sole Member)
Palomino Wind Holdings, LLC (100%; Sole Member)
Palomino Wind, LLC (100%; Class A Tax Equity Member)
Kingman Wind Energy I, LLC (100%; Sole Member)
Kingman Wind Energy II, LLC (100%; Sole Member)
Prairie View Wind Holdings, LLC (100%; Sole Member)
Ninnescah Wind Energy LLC (100%; Sole Member)
Seiling Wind Investments, LLC (100%; Sole Member)
Seiling Wind Holdings, LLC (100%; Sole Member)
Seiling Wind Portfolio, LLC (100%; Class A Tax Equity Member)
Seiling Wind II, LLC (100%; Sole Member)
Seiling Wind Interconnection Services, LLC (33%; Member)
Seiling Wind, LLC (100%; Sole Member)
Seiling Wind Interconnection Services, LLC (67%; Managing Member)
Shaw Creek Solar Holdings, LLC (33.3%; Member)
Shaw Creek Solar, LLC (100%; Sole Member)
Solar Holdings Portfolio 12, LLC (100%; Class C Member)
DG Portfolio 2019 Holdings, LLC (100%; Sole Member)
DG Portfolio 2019, LLC (100%; Sole Member)
DG Amaze, LLC (100%; Sole Member)
DG California Solar, LLC (100%; Sole Member)
DG Colorado Solar, LLC (100%; Sole Member)

DG LF Solar, LLC (100%; Sole Member)
 DG Minnesota CSG 1, LLC (100%; Sole Member)
 DG Minnesota CSG, LLC (100%; Sole Member)
 DG New Jersey Solar, LLC (100%; Sole Member)
 DG New York Solar, LLC (100%; Sole Member)
 DG Northeast Solar, LLC (100%; Sole Member)
 DG SUNY Solar 1, LLC (100%; Sole Member)
 DG Southwest Solar Portfolio 2019, LLC (100%; Sole Member)
 DG Waipio, LLC (100%; Sole Member)
 Pacific Energy Solutions LLC (100%; Sole Member)
 HL Solar LLC (100%; Sole Member)
 W2 Solar Holdings, LLC (100%; Sole Member)
 Sierra Solar Funding, LLC (100%; Sole Member)
 Sierra Solar Holdings, LLC (100%; Sole Member)
 Westside Solar, LLC (100%; Sole Member)
 Whitney Point Solar, LLC (100%; Sole Member)
 Southwest Solar Holdings, LLC (100%; Member)
 Hatch Solar Energy Center I LLC (100%; Sole Member)
 Sunlight Renewables Holdings, LLC (100%; Class A Member)
 Sunlight Renewables Class A Holdings, LLC (100%; Sole Member)
 Sunlight Renewables, LLC (100%; Class A Member)
 Sunlight Storage, LLC (100%; Sole Member)
 VMCLR Holdings, LLC (100%; Sole Member)
 Indigo Plains Solar Class B Holdings, LLC (100%; Sole Member)
 Indigo Plains Solar, LLC (100%; Class B Tax Equity Member)
 Chaves County Solar, LLC (100%; Sole Member)
 Chaves County Solar Holdings, LLC (100%; Sole Member)
 Live Oak Solar, LLC (100%; Sole Member)
 River Bend Solar, LLC (100%; Sole Member)
 Indigo Plains Solar Funding, LLC (100%; Sole Member)
 Indigo Plains Solar Holdings, LLC (100%; Sole Member)
 Indigo Plains Solar, LLC (100%; Class A Tax Equity Member)
 Chaves County Solar, LLC (100%; Sole Member)
 Chaves County Solar Holdings, LLC (100%; Sole Member)
 Live Oak Solar, LLC (100%; Sole Member)
 River Bend Solar, LLC (100%; Sole Member)
 Whiptail-Montezuma Funding, LLC (100%; Sole Member)
 Whiptail-Montezuma Holdings, LLC (100%; Sole Member)
 Montezuma Wind Holdings II, LLC (100%; Sole Member)
 NextEra Energy Montezuma II Wind, LLC (100%; Sole Member)
 Southwest Wind Class A Holdings, LLC (100%; Class A Member)
 Whiptail Wind, LLC (100%; Class A Tax Equity Member)
 Casa Mesa Wind, LLC (100%; Sole Member)
 Casa Mesa Wind Investments, LLC (100%; Sole Member)
 Langdon Renewables, LLC (100%; Sole Member)
 New Mexico Wind, LLC (100%; Sole Member)
 Pacific Power Investments, LLC (100%; Sole Member)
 Southwest Wind Class A Holdings, LLC (100%; Class B Member)
 Whiptail Wind, LLC (100%; Class A Tax Equity Member)
 Casa Mesa Wind, LLC (100%; Sole Member)
 Casa Mesa Wind Investments, LLC (100%; Sole Member)
 Langdon Renewables, LLC (100%; Sole Member)
 New Mexico Wind, LLC (100%; Sole Member)
 Pacific Power Investments, LLC (100%; Sole Member)
 Windstar Portfolio, LLC (100%; Sole Member)
 Tusk Wind Holdings II, LLC (100%; Sole Member)
 Windstar Energy, LLC (100%; Sole Member)

NextEra Energy Partners Constructors, LLC (100%; Sole Member)
 NextEra Energy Partners Solar Acquisitions, LLC (100%; Sole Member)
 Adelanto CA II, LLC (100%; Sole Member)
 Adelanto Solar Funding, LLC (50.01%; Member)
 Adelanto Solar Holdings, LLC (100%; Sole Member)
 Adelanto Solar II, LLC (100%; Sole Member)
 Adelanto Solar, LLC (100%; Sole Member)
 McCoy CA II, LLC (100%; Sole Member)
 McCoy Solar Holdings, LLC (50.01%; Member)
 McCoy Solar Funding, LLC (100%; Sole Member)
 McCoy Solar, LLC (100%; Sole Member)
 NextEra Desert Center Blythe, LLC (50%; Member)
 NextEra Energy Partners Ventures, LLC (100%; Sole Member)
 NET Holdings Management, LLC (100%; Sole Member)
 NextEra Energy Partners Pipelines Holdings, LLC (100%; Sole Member)
 NextEra Energy Partners Pipelines, LLC (100%; Managing Member)
 Meade Pipeline Investment Holdings, LLC (100%; Sole Member)
 Meade Pipeline Investment, LLC (100%; Sole Member)
 Meade Pipeline Co LLC (75%; Managing Member)
 Redwood Meade Pipeline, LLC (100%; Sole Member)
 Redwood Midstream, LLC (90%; Managing Member)
 Redwood Meade Midstream MPC, LLC (100%; Sole Member)
 Meade Pipeline Co LLC (15%; Member)
 River Road Interests LLC (100%; Sole Member)
 Meade Pipeline Co LLC (10%; Member)
 Redwood Midstream, LLC (10%; Member)
 Redwood Meade Midstream MPC, LLC (100%; Sole Member)
 Meade Pipeline Co LLC (15%; Member)
 River Road Interests LLC (100%; Sole Member)
 Meade Pipeline Co LLC (10%; Member)
 South Texas Midstream Holdings, LLC (100%; Sole Member)
 South Texas Midstream, LLC (100%; Class B Member)
 South Texas Midstream, LLC (100%; Class A Member)
 Northern Colorado Wind Energy, LLC (100%; Sole Member)
 Palo Duro Wind Portfolio, LLC (100%; Sole Member)
 Palo Duro Wind Project Holdings, LLC (100%; Sole Member)
 Palo Duro Wind Energy, LLC (100%; Sole Member)
 Palo Duro Wind Interconnection Services, LLC (88%; Managing Member)
 Shafter Solar Portfolio, LLC (100%; Sole Member)
 Shafter Solar Holdings, LLC (100%; Sole Member)
 Shafter Solar, LLC (100%; Sole Member)
 Tusk Wind Holdings III, LLC (100%; Sole Member)
 Granite Reliable Power, LLC (100%; Sole Member)
 ESI Energy, LLC (100%; Sole Member)
 87th Street Energy Storage, LLC (100%; Sole Member)
 Adams County Wind Holdings, LLC (100%; Sole Member)
 Adams County Wind, LLC (100%; Sole Member)
 Allons Solar, LLC (100%; Sole Member)
 Amber Meadow Solar, LLC (100%; Sole Member)
 Amber Waves Wind, LLC (100%; Sole Member)
 Amite Solar, LLC (100%; Sole Member)
 Antelope Gap Wind, LLC (100%; Sole Member)
 Anticline Wind Holdings, LLC (100%; Sole Member)
 Anticline Wind, LLC (100%; Sole Member)
 Apple Tree Knot, LLC (100%; Sole Member)
 Appleseed Solar, LLC (100%; Sole Member)
 Arboleda Energy Storage, LLC (100%; Sole Member)

Aries Solar Holding, LLC (100%; Sole Member)
 Joshua Tree Solar Farm, LLC (100%; Sole Member)
 San Jacinto Solar 14.5, LLC (100%; Sole Member)
 San Jacinto Solar 5.5, LLC (100%; Sole Member)
 Shafter Solar SellCo, LLC (100%; Sole Member)
Arlington Energy Center I, LLC (100%; Sole Member)
Arlington III Class A Holdings I, LLC (100%; Sole Member)
 Arlington Portfolio III, LLC (67%; Member)
 Arlington Energy Center III, LLC (100%; Sole Member)
 Arlington Solar, LLC (39%; Member)
Arlington III Class A Holdings II, LLC (100%; Sole Member)
 Arlington Portfolio III, LLC (33%; Member)
 Arlington Energy Center III, LLC (100%; Sole Member)
 Arlington Solar, LLC (39%; Member)
Arlington Portfolio II Holdings, LLC (100%; Class A Member)
 Arlington Portfolio II, LLC (100%; Sole Member)
 Arlington Cereal City Funding, LLC (100%; Sole Member)
 Arlington Cereal City Holdings, LLC (100%; Sole Member)
 Arlington Holdings II, LLC (100%; Sole Member)
 Arlington Class A Holdings II, LLC (100%; Sole Member)
 Arlington Energy Center Portfolio, LLC (100%; Class A Member)
 Arlington Energy Center II, LLC (100%; Sole Member)
 Arlington Solar, LLC (61%; Managing Member)
 Cereal City Solar, LLC (100%; Sole Member)
Asher Funding, LLC (100%; Sole Member)
 Asher Portfolio, LLC (100%; Sole Member)
 Asher Class A Holdings, LLC (100%; Sole Member)
 Asher, LLC (100%; Class A Member)
 Buffalo Ridge Wind, LLC (100%; Sole Member)
 Clearwater Wind I, LLC (100%; Sole Member)
 Clearwater Energy Resources LLC (46.67%; Managing Member)
 Inertia Wind Project, LLC (100%; Sole Member)
 Lacy Creek Wind, LLC (100%; Sole Member)
 Resurgence Solar Portfolio, LLC (100%; Sole Member)
 Resurgence Solar I, LLC (100%; Sole Member)
 Resurgence Solar II, LLC (100%; Sole Member)
 Walleye Wind, LLC (100%; Sole Member)
Bright Wind Class A Holdings, LLC (100%; Sole Member)
 Bright Wind, LLC (100%; Class A Member)
 Pegasus Wind, LLC (100%; Sole Member)
 Skeleton Creek Wind, LLC (100%; Sole Member)
Kossuth County Wind Holdings, LLC (100%; Sole Member)
 Kossuth County Wind Class A Holdings, LLC (100%; Class A Member)
 Kossuth County Wind, LLC (100%; Class A Member)
Ashtabula Wind IV, LLC (100%; Sole Member)
Avalon Sands Funding, LLC (100%; Sole Member)
 Avalon Sands Holdings, LLC (100%; Sole Member)
 Avalon Sands Class A Holdings, LLC (100%; Sole Member)
 Avalon Sands, LLC (100%; Class A Member)
 Babbitt Ranch Energy Center, LLC (100%; Sole Member)
 Bronco Plains Wind II, LLC (100%; Sole Member)
 Pioneer Hutt Wind Energy LLC (100%)
 Shamrock Wind, LLC (100%; Sole Member)
 Shamrock Interconnection, LLC (70%; Member)
 Waco Solar, LLC (100%; Sole Member)
Avocet Solar, LLC (100%; Sole Member)
BTAC Holdingz, LLC (100%; Sole Member)

Baldo Solutions, LLC (100%; Sole Member)
Baldwin County Solar, LLC (100%; Sole Member)
Battery Testing and Modeling, LLC (100%; Sole Member)
Baxley Solar, LLC (100%; Sole Member)
Bayhawk Wind Funding, LLC (100%; Sole Member)
 Bayhawk Wind SellCo, LLC (100%; Sole Member)
Beargrass Wind Holdings, LLC (100%; Sole Member)
 Beargrass Wind Funding, LLC (100%; Sole Member)
 Beargrass Wind Class A Holdings, LLC (100%; Sole Member)
 Beargrass Wind, LLC (100%; Class A Member)
 Blue Summit I Wind, LLC (100%; Sole Member)
 Blue Summit Interconnection, LLC (25%; Managing Member)
 Day County Wind I, LLC (100%; Sole Member)
 High Majestic Wind I, LLC (100%; Sole Member)
 High Majestic Interconnection Services, LLC (50%; Member)
 Minco Wind I, LLC (100%; Sole Member)
 Minco Wind Interconnection Services, LLC (50%; Member)
 Vansycle II Portfolio, LLC (100%; Sole Member)
 Vansycle II Wind, LLC (100%; Sole Member)
 Weatherford Wind, LLC (100%; Sole Member)
 Wolf Ridge Wind Energy, LLC (100%; Sole Member)
Beaver Creek Solar, LLC (100%; Sole Member)
Beech Hill Solar, LLC (100%; Sole Member)
Beecher Solar, LLC (100%; Sole Member)
Beechwood Split, LLC (100%; Sole Member)
Beezley Hill Energy Center, LLC (100%; Sole Member)
Bell Ridge Solar Funding, LLC (100%; Sole Member)
 Bell Ridge Solar Holdings, LLC (100%; Sole Member)
 Bell Ridge Solar Class A Holdings, LLC (100%; Sole Member)
Bell Ridge Solar, LLC (100%; Sole Member)
Bellefonte Solar, LLC (100%; Sole Member)
Bellflower-Lenoir Solar, LLC (100%; Sole Member)
Belmont Energy Center, LLC (100%; Sole Member)
Belvoir Ranch Wind, LLC (100%; Sole Member)
Benton Solar, LLC (100%; Sole Member)
Big Pasture Ranch Solar, LLC (100%; Sole Member)
Birch Bay Energy Storage, LLC (100%; Sole Member)
Birch Solar Wisconsin, LLC (100%; Sole Member)
Birmingham Energy Storage, LLC (100%; Sole Member)
Bison Wind Investments, LLC (100%; Sole Member)
 Bison Wind Portfolio, LLC (100%; Sole Member)
 Bison Wind Holdings, LLC (100%; Sole Member)
 Bison Wind, LLC (100%; Sole Member)
 FPL Energy Burleigh County Wind, LLC (100%; Sole Member)
 FPL Energy Cowboy Wind, LLC (100%; Sole Member)
Black Hill Point Energy Center, LLC (100%; Sole Member)
Black Water Tea, LLC (100%; Sole Member)
Blackburn Solar, LLC (100%; Sole Member)
Blazing Trail Wind I, LLC (100%; Sole Member)
Blazing Trail Wind II, LLC (100%; Sole Member)
Blue Granite Development, LLC (100%; Sole Member)
Blue Indigo Solar, LLC (100%; Sole Member)
Blue Iris Wind Portfolio, LLC (100%; Sole Member)
 Blue Iris Wind Holdings, LLC (100%; Sole Member)
 Blue Iris Wind, LLC (100%; Sole Member)
 Lee North, LLC (100%; Sole Member)
 FPL Energy Illinois Wind, LLC (100%; Sole Member)

North Sky River Energy, LLC (100%; Sole Member)
 Red Mesa Wind Investments, LLC (100%; Sole Member)
 Red Mesa Wind, LLC (100%; Sole Member)
 Tuscola Wind II, LLC (100%; Sole Member)
 Blue Prairie Wind, LLC (100%; Sole Member)
 Blue Ridge Solar, LLC (100%; Sole Member)
 Blue Summit II Storage, LLC (100%; Sole Member)
 Blue Summit Wind III Funding, LLC (100%; Sole Member)
 Blue Wind Holdings, LLC (100%; Sole Member)
 Big Blue Nebraska Wind, LLC (100%; Sole Member)
 Panama Wind, LLC (100%; Sole Member)
 Bluebell Solar Funding II, LLC (100%; Sole Member)
 Bluebell Solar Holdings II, LLC (100%; Sole Member)
 Bluebell Solar Class A Holdings II, LLC (100%; Class A Member)
 Bluebell Solar II, LLC (100%; Class A Member)
 Capricorn Bell Interconnection, LLC (25%; Member)
 Bluestar Solar, LLC (100%; Sole Member)
 Blythe Energy Storage 110, LLC (100%; Sole Member)
 Blythe Energy Storage II, LLC (100%; Sole Member)
 Blythe Energy Storage III, LLC (100%; Sole Member)
 Blythe IV Storage, LLC (100%; Sole Member)
 Blythe Portfolio II, LLC (100%; Sole Member)
 Blythe Solar Funding II, LLC (100%; Sole Member)
 Blythe Solar Holdings II, LLC (100%; Sole Member)
 Blythe Solar 110, LLC (49.9%; Member)
 NextEra Blythe Solar Energy Center, LLC (25%; Managing Member)
 Blythe Solar II, LLC (49.9%; Member)
 NextEra Blythe Solar Energy Center, LLC (25%; Member)
 Blythe Portfolio, LLC (100%; Sole Member)
 Blythe Solar Funding, LLC (100%; Sole Member)
 Blythe Solar Holdings, LLC (100%; Sole Member)
 Blythe Solar 110, LLC (50.1%; Managing Member)
 NextEra Blythe Solar Energy Center, LLC (25%; Managing Member)
 Blythe Solar II, LLC (50.1%; Managing Member)
 NextEra Blythe Solar Energy Center, LLC (25%; Member)
 Blythe Solar Holdings III-IV, LLC (100%; Sole Member)
 Buggy Branch Solar, LLC (100%; Sole Member)
 Boulevard Associates, LLC (100%; Sole Member)
 Breckinridge Energy Storage, LLC (100%; Sole Member)
 Breckinridge Wind Funding, LLC (100%; Sole Member)
 Breckinridge Wind Holdings, LLC (100%; Sole Member)
 Brickyard Solar, LLC (100%; Sole Member)
 Bright Wind Funding, LLC (100%; Sole Member)
 Bright Wind Holdings, LLC (100%; Sole Member)
 Brokaw Solar, LLC (100%; Sole Member)
 Bronson Solar, LLC (100%; Sole Member)
 Brooker Trail Solar, LLC (100%; Sole Member)
 Buena Vista Energy Center II, LLC (100%; Sole Member)
 Buena Vista Energy Center III, LLC (100%; Sole Member)
 Buffalo Jump Wind, LLC (100%; Sole Member)
 Buffalo Ridge Wind Energy, LLC (100%; Sole Member)
 Bullfrog Creek Solar, LLC (100%; Sole Member)
 Bullitt Bend Solar, LLC (100%; Sole Member)
 Buxton Creek Solar, LLC (100%; Sole Member)
 Cadia Wind, LLC (100%; Sole Member)
 Campbell Creek Energy Center, LLC (100%; Sole Member)
 Cantaloupe Solar Holdings, LLC (100%; Sole Member)

Canyon Wind Holdings, LLC (100%; Sole Member)
 Canyon Wind Energy, LLC (100%; Sole Member)
 Canyon Wind Farm, LLC (100%; Sole Member)
 Canyon Wind II, LLC (100%; Sole Member)
 Capon Solar, LLC (100%; Sole Member)
 Capricorn Ridge Power Seller, LLC (100%; Sole Member)
 Capricorn Ridge Wind Holdings, LLC (100%; Sole Member)
 Capricorn Ridge Wind II, LLC (100%; Sole Member)
 Capricorn Ridge Wind, LLC (100%; Sole Member)
 Cardinal Solar, LLC (100%; Sole Member)
 Carol Renewable Energy Holdings, LLC (100%; Sole Member)
 Carol Renewable Energy, LLC (100%; Sole Member)
 Carol Solar, LLC (100%; Sole Member)
 Carpenter Creek Wind, LLC (100%; Sole Member)
 Cass County Solar Nebraska, LLC (100%; Sole Member)
 Cater Solar, LLC (100%; Sole Member)
 Cattle Ridge Wind Holdings, LLC (100%; Sole Member)
 Cattle Ridge Wind Farm, LLC (100%; Sole Member)
 Cattle Run, LLC (100%; Sole Member)
 Cavalry Energy Center Holdings, LLC (100%; Sole Member)
 Cavalry Energy Center, LLC (100%; Sole Member)
 Cedar River Transmission, LLC (100%; Sole Member)
 Cedar Springs Wind Holdings, LLC (100%; Sole Member)
 Cedar Springs Transmission LLC (100%; Sole Member)
 Central Midway Funding, LLC (100%; Sole Member)
 Central Midway Holdings, LLC (100%; Sole Member)
 Central Midway Class A Holdings, LLC (100%; Sole Member)
 Central Midway, LLC (100%; Class A Member)
 Farmington Solar, LLC (100%; Sole Member)
 Heartland Divide Wind II, LLC (100%; Sole Member)
 Niyol Wind, LLC (100%; Sole Member)
 Point Beach Solar, LLC (100%; Sole Member)
 Route 66 Solar Energy Center, LLC (100%; Sole Member)
 Route 66 Solar Holdings, LLC (100%; Sole Member)
 SR Wind Holdings, LLC (100%; Sole Member)
 Sky River Wind, LLC (100%; Sole Member)
 Wheatridge Solar Portfolio, LLC (100%; Sole Member)
 Wheatridge Solar Energy Center, LLC (100%; Sole Member)
 Wheatridge Interconnection, LLC (7.04%; Member)
 Central Scott Solar, LLC (100%; Sole Member)
 Century Oaks Energy Storage, LLC (100%; Sole Member)
 Cereal City Holdings, LLC (100%; Sole Member)
 Arlington Portfolio II Holdings, LLC (100%; Class B Member)
 Arlington Portfolio II, LLC (100%; Sole Member)
 Arlington Cereal City Funding, LLC (100%; Sole Member)
 Arlington Cereal City Holdings, LLC (100%; Sole Member)
 Arlington Holdings II, LLC (100%; Sole Member)
 Arlington Class A Holdings II, LLC (100%; Sole Member)
 Arlington Energy Center Portfolio, LLC (100%; Class A Member)
 Arlington Energy Center II, LLC (100%; Sole Member)
 Arlington Solar, LLC (61%; Managing Member)
 Cereal City Solar, LLC (100%; Sole Member)
 Chemult Energy Center, LLC (100%; Sole Member)
 Cherry Ridge Solar, LLC (100%; Sole Member)
 Cheyenne Wind Holdings, LLC (100%; Sole Member)
 Cheyenne Wind, LLC (100%; Sole Member)
 Cheyenne Wind, LLC (100%; Sole Member)

Chickadee Energy Center, LLC (100%; Sole Member)
 Chicot Solar Holdings, LLC (100%; Class A Member)
 Chicot Solar, LLC (100%; Sole Member)
 Chicot Solar Holdings, LLC (100%; Class C Member)
 Chicot Solar, LLC (100%; Sole Member)
 Chugwater Wind, LLC (100%; Sole Member)
 Cimarron Wind Energy Holdings, LLC (100%; Sole Member)
 Cimarron Wind Energy Holdings II, LLC (100%; Sole Member)
 Cimarron Wind Energy, LLC (1%; Member)
 Cimarron Wind Energy, LLC (99%; Managing Member)
 Circleville Solar, LLC (100%; Sole Member)
 Clarkston Energy Center, LLC (100%; Sole Member)
 Clay County Solar, LLC (100%; Sole Member)
 Clayton Wind, LLC (100%; Sole Member)
 Clean Energy Marketing and Communications, LLC (100%; Sole Member)
 Clean Energy Marketing and Insights, LLC (100%; Sole Member)
 Clearwater Wind East, LLC (100%; Sole Member)
 Clearwater Wind Holdings, LLC (100%; Sole Member)
 Clearwater Wind III, LLC (100%; Sole Member)
 Clearwater Energy Resources LLC (13.33%; Member)
 Clinton County Wind, LLC (100%; Sole Member)
 Clover Creek Holdings, LLC (100%; Sole Member)
 Cloverleaf Solar, LLC (100%; Sole Member)
 Coastal Prairie Solar, LLC (100%; Sole Member)
 Collins Energy Center, LLC (100%; Sole Member)
 Columbus Energy Storage, LLC (100%; Sole Member)
 Colwich Solar, LLC (100%; Sole Member)
 Compadre Energy Storage, LLC (100%; Sole Member)
 Compadre Solar, LLC (100%; Sole Member)
 Cottonmouth Ranch Solar, LLC (100%; Sole Member)
 County Line Solar, LLC (100%; Sole Member)
 Cowboy Solar, LLC (100%; Sole Member)
 Cowley Solar, LLC (100%; Sole Member)
 Crosley Energy Center, LLC (100%; Sole Member)
 Crowder Wind, LLC (100%; Sole Member)
 Crowned Ridge Energy Storage I, LLC (100%; Sole Member)
 Crowned Ridge Energy Storage II Holdings, LLC (100%; Sole Member)
 Crowned Ridge Energy Storage II, LLC (100%; Sole Member)
 Crowned Ridge Bess Interconnection, LLC (50%; Member)
 Crowned Ridge Wind III, LLC (100%; Sole Member)
 Crystal Lake Wind II, LLC (100%; Sole Member)
 Crystal Lake Wind III, LLC (100%; Sole Member)
 Cumberland Wind, LLC (100%; Sole Member)
 Cutler Brothers Funding, LLC (100%; Sole Member)
 Cutler Brothers Holdings, LLC (100%; Sole Member)
 Cutler Brothers Class A Holdings, LLC (100%; Sole Member)
 Cutler Brothers, LLC (100%; Class A Member)
 Clearwater Wind II, LLC (100%; Sole Member)
 Clearwater Energy Resources LLC (40%; Member)
 Crow Creek Solar Portfolio, LLC (100%; Sole Member)
 Crow Creek Solar, LLC (100%; Sole Member)
 High Banks Wind, LLC (100%; Sole Member)
 Roundhouse Renewable Energy II, LLC (100%; Sole Member)
 Roundhouse Interconnect, LLC (100%; Sole Member)
 Cypress Solar Energy, LLC (100%; Sole Member)
 DCRBN Ventures, LLC (100%; Sole Member)
 DCRBN Ventures Development & Acquisition, LLC (100%; Sole Member)

Data Center Investments, LLC (100%; Sole Member)
DCI Operating Co. 1, LLC (100%; Sole Member)
DCI Operating Co. 2, LLC (100%; Sole Member)
Safanad DC I LLC (85%; Member)
 Austin Enterprise DC LLC (100%; Sole Member)
 Charlotte Enterprise, LLC (100%; Sole Member)
 Houston Enterprise DC, LLC (100%; Sole Member)
 Safanad DC II LLC (100%; Sole Member)
TZ Capital Holdings, LLC (100%; Sole Member)
 Copper Plains LLC (50%; Member)
 TZRC LLC (50%; Member)
 TZRC Horse Hollow LLC (100%; Sole Member)
 TZRC King Mountain LLC (100%; Sole Member)
 TZRC Mining LLC (100%; Sole Member)
 TZ Real Estate Holdings, LLC (100%; Sole Member)
EverBright R1, LLC (100%; Sole Member)
EverBright R2, LLC (100%; Sole Member)
Golden Cypress Home Class A Holdings, LLC (100%; Sole Member)
 Golden Cypress Home Financing, LLC (100%; Sole Member)
 Golden Cypress Home, LLC (100%; Sole Member)
Residential Energy Holdings, LLC (100%; Sole Member)
 EBBB Holdings, LLC (100%; Sole Member)
 EverBright, LLC (1%; Member)
 EBBB Portfolio, LLC (100%; Sole Member)
EverBright, LLC (99%; Managing Member)
 EBBB Portfolio, LLC (100%; Sole Member)
Everbright Financing 2023, LLC (100%; Sole Member)
Everbright Solar Trust 2023-A (100%; Trust Grantor)
DG 1, LLC (100%; Sole Member)
 DG 1 Acquisition Co., LLC (100%; Sole Member)
 DG AMP Solar, LLC (100%; Sole Member)
 DG Adams Road, LLC (100%; Sole Member)
 DG Alameda Solar, LLC (100%; Sole Member)
 DG Amaze New Jersey, LLC (100%; Sole Member)
 DG Camden, LLC (100%; Sole Member)
 DG Central 1, LLC (100%; Sole Member)
 DG Woodward Energy Storage, LLC (100%; Sole Member)
 DG Central Holdings, LLC (100%; Sole Member)
 DG Gamma, LLC (100%; Sole Member)
 DG Hydra, LLC (100%; Sole Member)
 DG Illinois BTM, LLC (100%; Sole Member)
 DG Arboretum, LLC (100%; Sole Member)
 DG Charleston BTM, LLC (100%; Sole Member)
 DG East St Louis BTM, LLC (100%; Sole Member)
 DG Farmer City, LLC (100%; Sole Member)
 DG Hartford BTM, LLC (100%; Sole Member)
 DG Robinson BTM, LLC (100%; Sole Member)
 DG Roxana BTM, LLC (100%; Sole Member)
 DG Penwell North, LLC (100%; Sole Member)
 DG Regulus, LLC (100%; Sole Member)
 DG VDH BESS, LLC (100%; Sole Member)
 DG Central NJ Solar, LLC (100%; Sole Member)
 DG Clean Energy Solutions, LLC (100%; Sole Member)
 DG Columbus Jackson Pike, LLC (100%; Sole Member)
 DG Columbus Southerly, LLC (100%; Sole Member)
 DG Connecticut Solar II, LLC (100%; Sole Member)
 DG GSA Solar, LLC (100%; Sole Member)

GSA Solar, LLC (100%; Sole Member)
DG Green Arrow, LLC (100%; Sole Member)
DG Illinois CS, LLC (100%; Sole Member)
 DG Charleston CS, LLC (100%; Sole Member)
 DG East St Louis CS, LLC (100%; Sole Member)
 DG Robinson CS, LLC (100%; Sole Member)
 DG Roxana CS, LLC (100%; Sole Member)
DG Illinois Solar, LLC (100%; Sole Member)
DG Jamboree, LLC (100%; Sole Member)
DG Linden New Jersey, LLC (100%; Sole Member)
DG MAC Holdings, LLC (100%; Sole Member)
 DG Bellevue, LLC (100%; Sole Member)
 DG Maumee, LLC (100%; Sole Member)
DG Maine CS, LLC (100%; Sole Member)
 DG West River, LLC (100%; Sole Member)
 Lincoln Mill Solar, LLC (100%; Sole Member)
 Solar Round Pond, LLC (100%; Sole Member)
 Youland Solar Barrel, LLC (100%; Sole Member)
DG Massachusetts CS, LLC (100%; Sole Member)
 DG George Millard, LLC (100%; Sole Member)
 Spencer Solar Farm, LLC (100%; Sole Member)
DG Meridian Solar, LLC (100%; Sole Member)
DG NE Holdings, LLC (100%; Sole Member)
DG NF Northeast 1, LLC (100%; Sole Member)
DG NF West 1, LLC (100%; Sole Member)
DG NH Seabrook, LLC (100%; Sole Member)
DG New Jersey CS, LLC (100%; Sole Member)
 DG New Jersey K Int Rooftop CS, LLC (100%; Sole Member)
 DG New Jersey MSP CS, LLC (100%; Sole Member)
 DG New Jersey THP Rooftop CS, LLC (100%; Sole Member)
DG New Mexico CS, LLC (100%; Sole Member)
DG New York CS, LLC (100%; Sole Member)
 DG Carr Road, LLC (100%; Sole Member)
 DG County Line, LLC (100%; Sole Member)
 DG Eagle Creek, LLC (100%; Sole Member)
 DG Gaines, LLC (100%; Sole Member)
 DG Kenmore, LLC (100%; Sole Member)
 DG Kirkland, LLC (100%; Sole Member)
 DG Lake Road, LLC (100%; Sole Member)
 DG LeRay, LLC (100%; Sole Member)
 DG Memphis, LLC (100%; Sole Member)
 DG NY Collamer, LLC (100%; Sole Member)
 DG New York CS III, LLC (100%; Sole Member)
 DG New York CS IV, LLC (100%; Sole Member)
 DG New York CS V, LLC (100%; Sole Member)
 DG Oak Orchard, LLC (100%; Sole Member)
 DG Oriskany Airport, LLC (100%; Sole Member)
 DG Riley Road, LLC (100%; Sole Member)
 DG Royalton, LLC (100%; Sole Member)
 DG Townline, LLC (100%; Sole Member)
 DG Troupsburg, LLC (100%; Sole Member)
 DG VEMV, LLC (100%; Sole Member)
 DG Waterport, LLC (100%; Sole Member)
 DG Wheatfield II, LLC (100%; Sole Member)
 McMullen Road LLC (100%; Sole Member)
 Pocatello Road LLC (100%; Sole Member)
 Ticon Solar, LLC (100%; Sole Member)

DG Northeast 2020 Holdings, LLC (100%; Sole Member)
 Sturbridge Road Solar Farm, LLC (100%; Sole Member)
 DG Northeast Solar II, LLC (100%; Sole Member)
 DG Northeast Solar III, LLC (100%; Sole Member)
 DG Ohio CS, LLC (100%; Sole Member)
 DG Fawn Lake, LLC (100%; Sole Member)
 DG Mill Branch, LLC (100%; Sole Member)
 DG Oregon CS I, LLC (100%; Sole Member)
 DG Outback Acres Solar, LLC (100%; Sole Member)
 DG Portfolio 2021 Holdings, LLC (100%; Sole Member)
 DG Portfolio 2021, LLC (100%; Sole Member)
 DG Connecticut Solar III, LLC (100%; Sole Member)
 DG Harvest Solar, LLC (100%; Sole Member)
 DG LF Portfolio 2020, LLC (100%; Sole Member)
 DG Massachusetts CS 2021, LLC (100%; Sole Member)
 DG Minnesota CS 2021, LLC (100%; Sole Member)
 DG New York CS II, LLC (100%; Sole Member)
 DG Empire Bright, LLC (100%; Sole Member)
 NSF Angelica Site 1, LLC (100%; Sole Member)
 NSF Angelica Site 2, LLC (100%; Sole Member)
 NSF Angelica Site 3, LLC (100%; Sole Member)
 NSF Angelica Site 4, LLC (100%; Sole Member)
 DG Empire Shine, LLC (100%; Sole Member)
 DG Empire Sun, LLC (100%; Sole Member)
 DG West Valley Solar, LLC (100%; Sole Member)
 DG Northeast 21, LLC (100%; Sole Member)
 DG West 2021, LLC (100%; Sole Member)
 Orbit Bloom Energy, LLC (100%; Sole Member)
 Wallingford Renewable Energy LLC (100%; Sole Member)
 DG Portfolio 2023 Holdings, LLC (100%; Sole Member)
 DG Portfolio 2023, LLC (100%; Sole Member)
 DG Empire Lumen 2023, LLC (100%; Sole Member)
 Catskill View Solar, LLC (100%; Sole Member)
 Claverack Creek Solar, LLC (100%; Sole Member)
 Herrington Solar, LLC (100%; Sole Member)
 Mohawk View Solar, LLC (100%; Sole Member)
 Van Epps Solar, LLC (100%; Sole Member)
 DG Harvest 2023, LLC (100%; Sole Member)
 DG Fairleigh, LLC (100%; Sole Member)
 DG North Brunswick Solar II, LLC (100%; Sole Member)
 North Brunswick Solar LLC (100%; Sole Member)
 DG Illinois CS 2023, LLC (100%; Sole Member)
 DG Minnesota CS II, LLC (100%; Sole Member)
 DG NY CS Garstar 2023, LLC (100%; Sole Member)
 NSF Coventry Site 2, LLC (100%; Sole Member)
 NSF Coventry Site 3, LLC (100%; Sole Member)
 NSF Enfield Site 1, LLC (100%; Sole Member)
 NSF Enfield Site 2, LLC (100%; Sole Member)
 NSF Enfield Site 3, LLC (100%; Sole Member)
 NSF Torrey Site 1, LLC (100%; Sole Member)
 NSF Torrey Site 2, LLC (100%; Sole Member)
 NSF Torrey Site 3, LLC (100%; Sole Member)
 DG NY CS Seable 2023, LLC (100%; Sole Member)
 Bodhi I Solar, LLC (100%; Sole Member)
 Finchville Tpke LLC (100%; Sole Member)
 Helios Energy New York 13 LLC (100%; Sole Member)
 Rush Solar Farm 1, LLC (100%; Sole Member)

Trousdale Solar II, LLC (100%; Sole Member)
 Trousdale Solar, LLC (100%; Sole Member)
 DG NY CS Timelight 2023, LLC (100%; Sole Member)
 DG Kendall, LLC (100%; Sole Member)
 DG Moorman Creek, LLC (100%; Sole Member)
 DG Niagara, LLC (100%; Sole Member)
 DG Orleans, LLC (100%; Sole Member)
 Helios Energy New York 2 LLC (100%; Sole Member)
 Helios Energy New York 9 LLC (100%; Sole Member)
 Lower Road II LLC (100%; Sole Member)
 Lower Road III LLC (100%; Sole Member)
 DG SB Portfolio, LLC (100%; Sole Member)
 Solar Breakers LLC (100%; Sole Member)
 DG West 2023, LLC (100%; Sole Member)
 Java Solar, LLC (100%; Sole Member)
 NextEra DG QOF Holdco, LLC (100%; Sole Member)
 NextEra Qualified Opportunity Fund DG, LLC (1%; Managing Member)
 NextEra Energy DG Qualified Opportunity Zone Business, LLC (99%; Member)
 237 State Route 96 Site 1, LLC (100%; Sole Member)
 237 State Route 96 Site 2, LLC (100%; Sole Member)
 NextEra Energy DG Qualified Opportunity Zone Business, LLC (1%; Member)
 237 State Route 96 Site 1, LLC (100%; Sole Member)
 237 State Route 96 Site 2, LLC (100%; Sole Member)
 NextEra Qualified Opportunity Fund DG, LLC (99%; Member)
 NextEra Energy DG Qualified Opportunity Zone Business, LLC (99%; Member)
 237 State Route 96 Site 1, LLC (100%; Sole Member)
 237 State Route 96 Site 2, LLC (100%; Sole Member)
 Piedmont Waterhub, LLC (100%; Sole Member)
 DG Rhode Island Solar, LLC (100%; Sole Member)
 DG SB Holdings, LLC (100%; Sole Member)
 DG Spartan Solar, LLC (100%; Sole Member)
 DG Vermont Solar, LLC (100%; Sole Member)
 DG Bella II, LLC (100%; Sole Member)
 DG Halladay I, LLC (100%; Sole Member)
 DG Halladay II, LLC (100%; Sole Member)
 DG Virginia CS, LLC (100%; Sole Member)
 DG Colonial, LLC (100%; Sole Member)
 DG Revolution, LLC (100%; Sole Member)
 DG West 1, LLC (100%; Sole Member)
 DG Rodeo Solar, LLC (100%; Sole Member)
 DG West Holdings, LLC (100%; Sole Member)
 DG ACWD I, LLC (100%; Sole Member)
 DG Alameda, LLC (100%; Sole Member)
 DG Bruin, LLC (100%; Sole Member)
 DG Kern Ridge, LLC (100%; Sole Member)
 DG Lana'i, LLC (100%; Sole Member)
 DG San Ardo, LLC (100%; Sole Member)
 DG WM Simi, LLC (100%; Sole Member)
 DG Willowbrook, LLC (100%; Sole Member)
 DG Wood River, LLC (100%; Sole Member)
 DG Woodbury Solar, LLC (100%; Sole Member)
 Old Mill Holdings, LLC (100%; Sole Member)
 Old Mill Solar Partners, LLC (100%; Sole Member)
 SCP 5 LLC (100%; Sole Member)
 Smart Energy Capital, LLC (100%; Sole Member)
 Lakeco Holding, LLC (100%; Sole Member)
 SEC Amherst Solar One, LLC (100%; Sole Member)

SEC ESSD Solar One, LLC (100%; Sole Member)
 SEC MC Solar One, LLC (100%; Sole Member)
 SEC PASD Solar One, LLC (100%; Sole Member)
 SEC SUSD Solar One, LLC (100%; Sole Member)
 TES Cove Solar 23 LLC (100%; Sole Member)
 TES Sports Solar 23 LLC (100%; Sole Member)
 UniEnergy Properties II, LLC (100%; Sole Member)
 DG BOT Engineering & Construction, LLC (100%; Sole Member)
 DG BOT O&M Services, LLC (100%; Sole Member)
 DG Build Transfer Holdings, LLC (100%; Sole Member)
 DG Blooming Grove Solar, LLC (100%; Sole Member)
 Gentry Solar, LLC (100%; Sole Member)
 Lowell Solar, LLC (100%; Sole Member)
 DG CHP Holdings, LLC (100%; Sole Member)
 DG CHP NJ I, LLC (100%; Sole Member)
 DG CHP NJ II, LLC (100%; Sole Member)
 DG Concession Holdings, LLC (100%; Sole Member)
 Gator Campus Energy, LLC (100%; Sole Member)
 DG Development & Acquisition, LLC (100%; Sole Member)
 DG Fuel Cell, LLC (100%; Sole Member)
 DG Investment Holdings, LLC (100%; Sole Member)
 DG Portfolio Acquisition, LLC (100%; Sole Member)
 DG Project Construction Co., LLC (100%; Sole Member)
 Linear DG, LLC (100%; Sole Member)
 DG Linear West I, LLC (100%; Sole Member)
 DG MSPG KR, LLC (100%; Sole Member)
 Mobility Energy Holdings, LLC (100%; Sole Member)
 Greenlane Infrastructure, LLC (33.33%; Member)
 Greenlane Infrastructure Project Management, LLC (100%; Sole Member)
 Greenlane Real Estate Acquisition LLC (100%; Sole Member)
 Juno Baker, LLC (100%; Sole Member)
 Juno Barstow, LLC (100%; Sole Member)
 Juno Colton, LLC (100%; Sole Member)
 PBNJ Acquisitions, LLC (100%; Sole Member)
 eIQ Mobility, Inc. (100%; Shareholder)
 NextEra Mobility, LLC (100%; Sole Member)
 Bay Eport 1, LLC (100%; Sole Member)
 Mobility Infrastructure Contracting, LLC (100%; Sole Member)
 Mobility Infrastructure Development, LLC (100%; Sole Member)
 Mobility Infrastructure, LLC (100%; Sole Member)
 NYC EPort 1, LLC (100%; Sole Member)
 SOCAL EPort 1, LLC (100%; Sole Member)
 SoCal Eport II, LLC (100%; Sole Member)
 eIQ Advisors, LLC (100%; Sole Member)
 Poseidon SW Holdings, LLC (100%; Sole Member)
 Sustainable Water Holdings LLC (100%; Sole Member)
 Aquei Development WRF FM Drive LLC (100%; Sole Member)
 Aquei Operating Company LLC (100%; Sole Member)
 Aquei Technologies LLC (100%; Sole Member)
 DG North Carolina WaterHub, LLC (100%; Sole Member)
 DG Texas WaterHub II, LLC (100%; Sole Member)
 DG Texas WaterHub, LLC (100%; Sole Member)
 Sustainable Water Consultants, LLC (100%; Sole Member)
 Texas WaterHub, LLC (100%; Sole Member)
 Virginia WaterHub, LLC (100%; Sole Member)
 Day County Wind II, LLC (100%; Sole Member)
 Day County Wind, LLC (100%; Sole Member)

Decatur Solar Energy Center, LLC (100%; Sole Member)
Declaration Energy Center, LLC (100%; Sole Member)
Descendant Ranch Energy Center, LLC (100%; Sole Member)
Desert Peak Energy Storage III, LLC (100%; Sole Member)
Desert Sands Energy Storage I, LLC (100%; Sole Member)
Desert Sands Energy Storage II, LLC (100%; Sole Member)
Dew Drop Solar, LLC (100%; Sole Member)
Diamondback Solar, LLC (100%; Sole Member)
Dinosolar Holdings, LLC (100%; Sole Member)
 Dinosolar, LLC (100%; Sole Member)
Diver Solar, LLC (100%; Sole Member)
Dodge County Wind, LLC (100%; Sole Member)
Dodge Flat Energy Center, LLC (100%; Sole Member)
Dodge Flat Energy Storage, LLC (100%; Sole Member)
Dog Valley Solar, LLC (100%; Sole Member)
Dogwood Wind Funding II, LLC (100%; Sole Member)
Dogwood-Newberry Solar, LLC (100%; Sole Member)
Dominguez Grid II, LLC (100%; Sole Member)
Dooly Solar, LLC (100%; Sole Member)
Dothan Solar, LLC (100%; Sole Member)
Dry Falls Energy Center, LLC (100%; Sole Member)
Dry Lake East Energy Center II, LLC (100%; Sole Member)
Dry Lake East Energy Center, LLC (100%; Sole Member)
Duane Arnold Solar Holdings, LLC (100%; Sole Member)
Dunn Wind, LLC (100%; Sole Member)
Dunns Bridge Holdings II, LLC (100%; Sole Member)
 Dunns Bridge Energy Storage, LLC (100%; Sole Member)
Dunns Bridge Holdings, LLC (100%; Sole Member)
 Dunns Bridge Solar II, LLC (100%; Sole Member)
 Dunns Bridge Solar LLC (100%; Sole Member)
ESI Altamont Acquisitions, Inc. (100%; Shareholder)
 Green Ridge Power LLC (100%; Sole Member)
 Altamont Infrastructure Company LLC (8.97%; Managing Member)
 U. S. Windpower Transmission Corporation (100%; Shareholder)
 USW Land Corporation (100%; Shareholder)
ESI Bay Area GP, Inc. (100%; Shareholder)
 Windpower Partners 1990, L.P. (1%; General Partner)
 Altamont Infrastructure Company LLC (6.74%; Member)
 U. S. Windpower Transmission Corporation (100%; Shareholder)
 Windpower Partners 1991, L.P. (1%; General Partner)
 Altamont Infrastructure Company LLC (11.83%; Member)
 U. S. Windpower Transmission Corporation (100%; Shareholder)
 KW San Gorgonio Transmission, Inc. (100%; Shareholder)
 Windpower Partners 1991-2, L.P. (1%; General Partner)
 Altamont Infrastructure Company LLC (13.84%; Member)
 U. S. Windpower Transmission Corporation (100%; Shareholder)
 Windpower Partners 1992, L.P. (1%; General Partner)
 Altamont Infrastructure Company LLC (12.3%; Member)
 U. S. Windpower Transmission Corporation (100%; Shareholder)
ESI Bay Area, Inc. (100%; Shareholder)
 Windpower Partners 1990, L.P. (99%; Limited Partner)
 Altamont Infrastructure Company LLC (6.74%; Member)
 U. S. Windpower Transmission Corporation (100%; Shareholder)
 Windpower Partners 1991, L.P. (99%; Limited Partner)
 Altamont Infrastructure Company LLC (11.83%; Member)
 U. S. Windpower Transmission Corporation (100%; Shareholder)
 KW San Gorgonio Transmission, Inc. (100%; Shareholder)

Windpower Partners 1991-2, L.P. (99%; Limited Partner)
 Altamont Infrastructure Company LLC (13.84%; Member)
 U. S. Windpower Transmission Corporation (100%; Shareholder)
Windpower Partners 1992, L.P. (99%; Limited Partner)
 Altamont Infrastructure Company LLC (12.3%; Member)
 U. S. Windpower Transmission Corporation (100%; Shareholder)
ESI Mojave LLC (99%; Member)
ESI Mojave, Inc. (100%; Shareholder)
 ESI Mojave LLC (1%; Managing Member)
ESI Northeast Energy LP, LLC (100%; Sole Member)
 ESI Northeast Energy GP, LLC (100%; Sole Member)
 Northeast Energy, LP (2%; General Partner)
 Northeast Energy Associates, A Limited Partnership (98%; Limited Partner)
 Northeast Energy Associates, A Limited Partnership (1%; General Partner)
 Northeast Energy, LLC (100%; Sole Member)
 Northeast Energy Associates, A Limited Partnership (1%; Limited Partner)
New Mexico Energy Investments, LLC (99%; Member)
 FPL Energy New Mexico Wind Holdings II, LLC (100%; Sole Member)
 FPL Energy New Mexico Wind II, LLC (100%; Sole Member)
 FPL Energy New Mexico Wind Financing, LLC (100%; Sole Member)
 FPL Energy New Mexico Holdings, LLC (100%; Sole Member)
 FPL Energy New Mexico Wind, LLC (100%; Sole Member)
New Mexico Wind Investments, LLC (100%; Sole Member)
 New Mexico Energy Investments, LLC (1%; Member)
 FPL Energy New Mexico Wind Holdings II, LLC (100%; Sole Member)
 FPL Energy New Mexico Wind II, LLC (100%; Sole Member)
 FPL Energy New Mexico Wind Financing, LLC (100%; Sole Member)
 FPL Energy New Mexico Holdings, LLC (100%; Sole Member)
 FPL Energy New Mexico Wind, LLC (100%; Sole Member)
NextEra Energy New Mexico Operating Services, LLC (100%; Sole Member)
North American Power Systems, LLC (100%; Sole Member)
 NAPS Wind, LLC (100%; Sole Member)
Northeast Energy, LP (98%; Limited Partner)
 Northeast Energy Associates, A Limited Partnership (98%; Limited Partner)
 Northeast Energy Associates, A Limited Partnership (1%; General Partner)
 Northeast Energy, LLC (100%; Sole Member)
 Northeast Energy Associates, A Limited Partnership (1%; Limited Partner)
ESI Northeast Fuel Management, Inc. (100%; Shareholder)
ESI Tehachapi Acquisitions, Inc. (100%; Shareholder)
 WindCo LLC (100%; Sole Member)
 Altamont Power LLC (100%; Sole Member)
EV Battery Storage, LLC (100%; Sole Member)
Eagle Crest Energy Acquisitions, LLC (100%; Sole Member)
 Eagle Crest Energy Company (70%; Shareholder)
Eagle Road Solar, LLC (100%; Sole Member)
East Field Energy Storage, LLC (100%; Sole Member)
East Point Energy Center, LLC (100%; Sole Member)
Echo Divide Wind Holdings, LLC (100%; Sole Member)
 Echo Divide Wind, LLC (100%; Sole Member)
Edmondson Ranch Wind Holdings, LLC (100%; Sole Member)
Elk City II Wind Holdings, LLC (100%; Sole Member)
 Elk City II Wind, LLC (100%; Sole Member)
Elk City Wind Holdings III, LLC (100%; Sole Member)
 Elk City Wind III, LLC (100%; Sole Member)
Elk Mountain Wind Energy, LLC (100%; Sole Member)
Ellwood Energy Center, LLC (100%; Sole Member)
Eloy Valley Energy Center II, LLC (100%; Sole Member)

Eloy Valley Energy Center III, LLC (100%; Sole Member)
 Eloy Valley Energy Center, LLC (100%; Sole Member)
 Emerald Breeze Funding, LLC (100%; Sole Member)
 Emerald Breeze Holdings, LLC (100%; Class B Member)
 Emerald Breeze Class A Holdings, LLC (100%; Sole Member)
 Emerald Breeze, LLC (100%; Class A Member)
 Appaloosa Run Wind, LLC (100%; Sole Member)
 Eight Point Wind, LLC (100%; Sole Member)
 Great Prairie Wind, LLC (100%; Sole Member)
 Yellow Pine Solar, LLC (100%; Sole Member)
 Yellow Pine Solar Interconnect, LLC (50%; Managing Member)
 Emmons-Logan Wind Funding, LLC (100%; Sole Member)
 Emmons-Logan Wind Holdings, LLC (100%; Sole Member)
 Emmons-Logan Wind Class A Holdings, LLC (100%; Sole Member)
 Emmons-Logan Wind, LLC (5%; Managing Member)
 Emmons-Logan Wind Interconnection, LLC (100%; Sole Member)
 Emmons-Logan Wind Portfolio, LLC (100%; Sole Member)
 Emmons-Logan Wind, LLC (95%; Class A Tax Equity Member)
 Emmons-Logan Wind Interconnection, LLC (100%; Sole Member)
 Emmons-Logan Wind II, LLC (100%; Sole Member)
 Energy Storage Holdings, LLC (100%; Sole Member)
 Energy Storage Systems Holdings, LLC (100%; Sole Member)
 Energy Storage Projects (Distributed), LLC (100%; Sole Member)
 CA BTM Energy Storage, LLC (100%; Sole Member)
 CA Energy Storage Holdings, LLC (100%; Sole Member)
 Mars Energy Storage 1 LLC (100%; Sole Member)
 Mars Energy Storage 2 LLC (100%; Sole Member)
 Mars Energy Storage 3 LLC (100%; Sole Member)
 Mars Energy Storage 4 LLC (100%; Sole Member)
 DG Nebraska Energy Storage, LLC (100%; Sole Member)
 DG New York Energy Storage, LLC (100%; Sole Member)
 Distributed Energy Storage Associates, LLC (100%; Sole Member)
 Kepler Energy Storage, LLC (100%; Sole Member)
 New England Energy Storage, LLC (100%; Sole Member)
 Orange County Distributed Energy Storage I, LLC (100%; Sole Member)
 Orange County Distributed Energy Storage II, LLC (100%; Sole Member)
 ZNE Energy Storage, LLC (100%; Sole Member)
 Energy Storage Projects (Utility), LLC (100%; Sole Member)
 Blue Summit Storage, LLC (100%; Sole Member)
 Blue Summit Interconnection, LLC (25%; Member)
 Corby Energy Storage, LLC (100%; Sole Member)
 Goleta Grove Energy Storage, LLC (100%; Sole Member)
 Gopher Energy Storage, LLC (100%; Sole Member)
 Kola Energy Storage, LLC (100%; Sole Member)
 Minuteman Energy Storage, LLC (100%; Sole Member)
 Pima Energy Storage System, LLC (100%; Sole Member)
 Quitman Energy Storage, LLC (100%; Sole Member)
 Southwest Atlanta Energy Storage, LLC (100%; Sole Member)
 Erath County Solar, LLC (100%; Sole Member)
 Espresso Energy Storage, LLC (100%; Sole Member)
 FPL Energy Mojave Operating Services, LLC (100%; Sole Member)
 FPL Energy Morwind, LLC (100%; Sole Member)
 FPL Energy National Wind Investments, LLC (100%; Sole Member)
 FPL Energy National Wind Portfolio, LLC (100%; Sole Member)
 FPL Energy National Wind Holdings, LLC (100%; Sole Member)
 FPL Energy National Wind, LLC (100%; Sole Member)
 ESI Vansycle GP, Inc. (100%; Shareholder)

ESI Vansycle Partners, L.P. (1%; General Partner)
 ESI Vansycle LP, Inc. (100%; Shareholder)
 ESI Vansycle Partners, L.P. (99%; Limited Partner)
 FPL Energy North Dakota Wind II, LLC (100%; Sole Member)
 FPL Energy North Dakota Wind, LLC (100%; Sole Member)
 FPL Energy Oklahoma Wind, LLC (100%; Sole Member)
 FPL Energy Sooner Wind, LLC (100%; Sole Member)
 FPL Energy South Dakota Wind, LLC (100%; Sole Member)
 FPL Energy New York, LLC (100%; Sole Member)
 FPL Energy SEGS III-VII GP, LLC (100%; Sole Member)
 Kramer Junction Solar Funding, LLC (50%; Managing Member)
 Luz Solar Partners Ltd., III, a California Limited Partnership (1.233%; General Partner)
 Luz Solar Partners Ltd., IV, a California Limited Partnership (0.833%; General Partner)
 Luz Solar Partners Ltd., V, a California Limited Partnership (0.833%; General Partner)
 Luz Solar Partners Ltd., VI, a California Limited Partnership (0.833%; General Partner)
 Luz Solar Partners Ltd., VII, a California Limited Partnership (0.929%; General Partner)
 FPL Energy SEGS III-VII LP, LLC (100%; Sole Member)
 Kramer Junction Solar Funding, LLC (50%; Member)
 Luz Solar Partners Ltd., III, a California Limited Partnership (98.1433%; Limited Partner)
 Luz Solar Partners Ltd., IV, a California Limited Partnership (86.9418%; Limited Partner)
 Luz Solar Partners Ltd., V, a California Limited Partnership (93.3128%; Limited Partner)
 Luz Solar Partners Ltd., VI, a California Limited Partnership (90.3293%; Limited Partner)
 Luz Solar Partners Ltd., VII, a California Limited Partnership (98.9897%; Limited Partner)
 FPL Energy Solar Partners III-VII, LLC (100%; Sole Member)
 FPL Energy Stateline II Holdings, LLC (100%; Sole Member)
 FPL Energy Stateline II, Inc. (100%; Shareholder)
 FPL Energy Texas Keir, LLC (100%; Sole Member)
 FPL Energy Texas Wind Marketing, LLC (100%; Sole Member)
 FPL Energy Texas, LLC (100%; Sole Member)
 FPL Energy Tyler Texas LP, LLC (100%; Sole Member)
 Delaware Mountain Wind Farm, LLC (100%; Sole Member)
 FPL Energy Pecos Wind I, LLC (100%; Sole Member)
 FPL Energy Pecos Wind II, LLC (100%; Sole Member)
 Indian Mesa Wind Farm, LLC (100%; Sole Member)
 La Frontera Ventures, LLC (100%; Sole Member)
 Lamar Power Partners II, LLC (100%; Sole Member)
 FPL Energy VG Wind, LLC (100%; Sole Member)
 FPL Energy Wind Funding Holdings, LLC (100%; Sole Member)
 FPL Energy Wind Funding, LLC (100%; Sole Member)
 FPL Energy Wind Financing, LLC (100%; Sole Member)
 FPL Energy American Wind Holdings, LLC (100%; Sole Member)
 FPL Energy American Wind, LLC (100%; Sole Member)
 ESI West Texas Energy LP, LLC (100%; Sole Member)
 West Texas Wind Energy Partners, L.P. (99%; Limited Partner)
 ESI West Texas Energy, Inc. (100%; Shareholder)
 West Texas Wind Energy Partners, L.P. (1%; General Partner)
 FPL Energy Hancock County Wind, LLC (100%; Sole Member)
 Hawkeye Power Partners, LLC (100%; Sole Member)
 FPLE Texas Wind I, LLC (100%; Sole Member)
 FRP Caldwell Solar, LLC (100%; Sole Member)
 FRP Columbia County Solar, LLC (100%; Sole Member)
 FRP Forest Trail Solar, LLC (100%; Sole Member)
 FRP Gadsden County Solar, LLC (100%; Sole Member)
 FRP Gilchrist County Solar, LLC (100%; Sole Member)
 FRP Miller Solar, LLC (100%; Sole Member)
 FRP Peterson Solar, LLC (100%; Sole Member)

FRP Tupelo Solar, LLC (100%; Sole Member)
 Fairfield Solar II, LLC (100%; Sole Member)
 Fairfield Solar, LLC (100%; Sole Member)
 Fairview Solar Holdings, LLC (100%; Sole Member)
 BT Fairview Solar, LLC (100%; Sole Member)
 Firewheel Holdings, LLC (100%; Sole Member)
 Flat Fork Solar, LLC (100%; Sole Member)
 Flatland Solar Holdings, LLC (100%; Sole Member)
 Flatland Solar Energy, LLC (100%; Sole Member)
 Florida Renewable Partners Holdings, LLC (100%; Sole Member)
 Florida Renewable Partners, LLC (100%; Sole Member)
 Fort White PV1, LLC (100%; Sole Member)
 LMR Solar, LLC (100%; Sole Member)
 McIntosh Solar, LLC (100%; Sole Member)
 Forest Trace Solar, LLC (100%; Sole Member)
 Forgeview Solar, LLC (100%; Sole Member)
 Four Sisters Energy Center, LLC (100%; Sole Member)
 Foxtrot TE Holdings, LLC (100%; Class B Member)
 Foxtrot TE Holdings, LLC (100%; Class A Member)
 Foxtrot TE Portfolio, LLC (100%; Sole Member)
 Foxtrot Wind Funding, LLC (100%; Sole Member)
 Foxtrot Wind Holdings, LLC (100%; Sole Member)
 Fruitridge Solar, LLC (100%; Sole Member)
 Fulton Wind, LLC (100%; Sole Member)
 Fusion Solar, LLC (100%; Sole Member)
 Core Solar SPV VII, LLC (100%; Sole Member)
 Core Solar SPV XIX, LLC (100%; Sole Member)
 Dallas County Solar, LLC (100%; Sole Member)
 Perry County Solar, LLC (100%; Sole Member)
 GR Bage (DE), LLC (100%; Sole Member)
 Callahan Wind, LLC (100%; Sole Member)
 FPL Energy Horse Hollow Wind II, LLC (100%; Sole Member)
 Horse Hollow Wind, LLC (100%; Sole Member)
 Monarch Wind Funding, LLC (100%; Sole Member)
 Nokota Wind Funding, LLC (100%; Sole Member)
 Pacific Plains Wind Funding, LLC (100%; Sole Member)
 Pacific Plains Wind Holdings, LLC (100%; Sole Member)
 Pacific Plains Wind Portfolio, LLC (100%; Sole Member)
 Palomino Wind Funding, LLC (100%; Sole Member)
 South Texas Wind Holdings, LLC (100%; Sole Member)
 White Oak Energy Backleverage Holding, LLC (100%; Sole Member)
 White Oak Energy Funding Holding, LLC (100%; Sole Member)
 White Oak B Company, LLC (100%; Sole Member)
 White Oak Energy Funding, LLC (100%; Sole Member)
 GR Bage (FL), Inc. (100%; Shareholder)
 Galesburg Wind Holdings, LLC (100%; Sole Member)
 Garden City Solar, LLC (100%; Sole Member)
 Garden Plain Solar, LLC (100%; Sole Member)
 Garnet Energy Center, LLC (100%; Sole Member)
 Garrison Butte Holdings, LLC (100%; Sole Member)
 Garrison Butte Wind, LLC (100%; Sole Member)
 Gateway Energy Center Holdings, LLC (100%; Sole Member)
 Geaux Solar, LLC (100%; Sole Member)
 Generation Repair and Service, LLC (100%; Sole Member)
 Georgia Longleaf Solar 1, LLC (100%; Sole Member)
 Gila Holdings, LLC (100%; Sole Member)
 Gila Transmission, LLC (100%; Sole Member)

Glendive Wind, LLC (100%; Sole Member)
 Glennville Solar, LLC (100%; Sole Member)
 Goat Rock Solar, LLC (100%; Sole Member)
 Golden Hills Energy Storage, LLC (100%; Sole Member)
 Golden Horizon Funding, LLC (100%; Sole Member)
 Golden Horizon Holdings, LLC (100%; Sole Member)
 Golden Horizon Portfolio Holdings, LLC (100%; Sole Member)
 Golden Horizon Class A Holdings, LLC (100%; Sole Member)
 Golden Horizon Renewables, LLC (100%; Class A Member)
 Big Cypress Solar, LLC (100%; Sole Member)
 Big Cypress Solar Holdings, LLC (100%; Sole Member)
 Chesapeake Solar Project, LLC (100%; Sole Member)
 Golden Horizon Portfolio, LLC (100%; Class A Member)
 Neptune Energy Center, LLC (100%; Sole Member)
 Thunder Wolf Energy Center, LLC (100%; Sole Member)
 Golden Horizon Portfolio, LLC (100%; Class B Member)
 Neptune Energy Center, LLC (100%; Sole Member)
 Thunder Wolf Energy Center, LLC (100%; Sole Member)
 Golden Sage Solar, LLC (100%; Sole Member)
 Golden Winds Funding, LLC (100%; Sole Member)
 Golden Winds Holdings, LLC (100%; Sole Member)
 Golden Winds, LLC (100%; Sole Member)
 Goldenrod Solar, LLC (100%; Sole Member)
 New Madrid Solar, LLC (100%; Sole Member)
 Sidney Solar, LLC (100%; Sole Member)
 Gordon Evans Energy Storage, LLC (100%; Sole Member)
 Grace Orchard Energy Center, LLC (100%; Sole Member)
 Grace Orchard Solar II, LLC (100%; Sole Member)
 Grace Orchard Solar III, LLC (100%; Sole Member)
 Grant County Solar Holdings, LLC (100%; Sole Member)
 Grant Park Wind Holdings, LLC (100%; Sole Member)
 Grass Lake Solar Project, LLC (100%; Sole Member)
 Gray County Wind Energy, LLC (100%; Sole Member)
 Grayhawk Wind Holdings, LLC (100%; Sole Member)
 Grayhawk Wind Class A Holdings, LLC (100%; Sole Member)
 Grayhawk Wind, LLC (5%; Class A Member)
 Gray County Wind, LLC (100%; Sole Member)
 Hancock County Wind, LLC (100%; Sole Member)
 Oliver Wind I, LLC (100%; Sole Member)
 Sponsor Holdings, LLC (100%; Sole Member)
 Grayhawk Wind, LLC (95%; Class A Member)
 Gray County Wind, LLC (100%; Sole Member)
 Hancock County Wind, LLC (100%; Sole Member)
 Oliver Wind I, LLC (100%; Sole Member)
 Great Prairie Wind II, LLC (100%; Sole Member)
 Great Prairie Wind III, LLC (100%; Sole Member)
 Greeley Energy Storage, LLC (100%; Sole Member)
 Greeley Wind Holdings, LLC (100%; Sole Member)
 Greeley Wind Nebraska, LLC (100%; Sole Member)
 Greeley Wind II, LLC (100%; Sole Member)
 Green Hydrogen Holdings, LLC (100%; Sole Member)
 DG H2CA, LLC (100%; Sole Member)
 Gila Hydrogen, LLC (100%; Sole Member)
 Green Hydrogen Germany GP GmbH (100%; Sole Member)
 Green Hydrogen Germany GmbH & Co, KG (100%; General Partner)
 Green Hydrogen Germany GmbH & Co, KG (100%; Limited Partner)
 Green Pinnacle Holdings, LLC (100%)

TX Energy Dev, LLC (100%; Sole Member)
 Green Light Wind Holdings, LLC (100%; Sole Member)
 Rock County Energy, LLC (100%; Sole Member)
 Green Mallard Solar, LLC (100%; Sole Member)
 Green Mountain Storage, LLC (100%; Sole Member)
 Green Power CA Holdings, LLC (100%; Sole Member)
 FPL Energy Green Power Wind, LLC (100%; Sole Member)
 Green Racer Wind Holdings, LLC (100%; Sole Member)
 Green Racer Wind, LLC (100%; Sole Member)
 Ensign Wind, LLC (100%; Sole Member)
 Green Ridge Services LLC (100%; Sole Member)
 Green River Solar Holdings, LLC (100%; Member)
 Green River Solar, LLC (100%; Sole Member)
 Merino Solar LLC (100%; Sole Member)
 Greenbrier Solar, LLC (100%; Sole Member)
 Greenlee Solar, LLC (100%; Sole Member)
 Greensboro Solar Center, LLC (100%; Sole Member)
 Greer Solar, LLC (100%; Sole Member)
 Griffith Energy Storage, LLC (100%; Sole Member)
 Gruver Wind Interconnection, LLC (100%; Sole Member)
 Gruver Wind, LLC (100%; Sole Member)
 Guthrie Solar, LLC (100%; Sole Member)
 HWFII, LLC (100%; Sole Member)
 Heartland Wind Funding, LLC (100%; Sole Member)
 Heartland Wind Holding, LLC (100%; Sole Member)
 Heartland Wind, LLC (100%; Sole Member)
 Crystal Lake Wind, LLC (100%; Sole Member)
 Hale Wind Energy II, LLC (100%; Sole Member)
 Hale Wind Energy III, LLC (100%; Sole Member)
 Hale Wind Energy, LLC (100%; Sole Member)
 Harmony Florida Solar II, LLC (100%; Sole Member)
 Harquahala Flats Holdings, LLC (100%; Sole Member)
 Harquahala Flats Solar, LLC (100%; Sole Member)
 Hart Wind Holdings, LLC (100%; Sole Member)
 Hart Wind, LLC (100%; Sole Member)
 Hartland Energy Storage, LLC (100%; Sole Member)
 Hartland North Dakota Wind, LLC (100%; Sole Member)
 Hester Hill Solar, LLC (100%; Sole Member)
 Hickerson Solar Holdings, LLC (100%; Sole Member)
 BT Hickerson Solar, LLC (100%; Sole Member)
 High Bluff Solar, LLC (100%; Sole Member)
 High Desert Land Acquisition LLC (100%; Member)
 High Lonesome Mesa Wind Holdings, LLC (100%; Sole Member)
 High Lonesome Mesa, LLC (100%; Sole Member)
 High Majestic II Funding, LLC (100%; Sole Member)
 High Majestic II Wind Properties, LLC (100%; Class B Tax Equity Member)
 High Majestic II Holdings, LLC (100%; Sole Member)
 High Majestic II Wind Properties, LLC (100%; Class A Tax Equity Member)
 High Point Wind, LLC (100%; Sole Member)
 High River Energy Center, LLC (100%; Sole Member)
 High Spring Energy Holdings, LLC (100%; Sole Member)
 High Spring Grid, LLC (100%; Sole Member)
 High Spring Land Enterprises, LLC (100%; Sole Member)
 High Spring Solar Energy II, LLC (100%; Sole Member)
 High Spring Solar Energy, LLC (100%; Sole Member)
 High Tree Solar, LLC (100%; Sole Member)
 High Winds Energy Storage, LLC (100%; Sole Member)

Hinton Creek Solar, LLC (100%; Sole Member)
 Hope Energy Center, LLC (100%; Sole Member)
 Wild Plains Wind Project, LLC (100%; Sole Member)
 Horse Ridge TE Portfolio, LLC (100%; Sole Member)
 Horse Ridge TE Holdings, LLC (100%; Class B Member)
 Horse Ridge Wind Class A Holdings, LLC (100%; Sole Member)
 Horse Ridge Wind, LLC (5%; Managing Member)
 Cap Ridge Wind II, LLC (100%; Sole Member)
 Cap Ridge Interconnection, LLC (27%; Member)
 Horse Hollow Wind II, LLC (100%; Sole Member)
 Horse Hollow Wind IV, LLC (100%; Sole Member)
 Horse Ridge Wind Portfolio, LLC (100%; Sole Member)
 Horse Ridge Wind, LLC (95%; Class A Tax Equity Member)
 Cap Ridge Wind II, LLC (100%; Sole Member)
 Cap Ridge Interconnection, LLC (27%; Member)
 Horse Hollow Wind II, LLC (100%; Sole Member)
 Horse Hollow Wind IV, LLC (100%; Sole Member)
 Horseshoe Lake Solar, LLC (100%; Sole Member)
 Houma Solar, LLC (100%; Sole Member)
 Hubbard Wind II, LLC (100%; Sole Member)
 Huron Wind, LLC (100%; Sole Member)
 Hutt Wind Holdings, LLC (100%; Sole Member)
 Hyperion IX, Inc. (100%; Shareholder)
 HLC IX Company (100%; Shareholder)
 Hyperion VIII, Inc. (100%; Shareholder)
 Harper Lake Company VIII (100%; Shareholder)
 Independence Solar Energy, LLC (100%; Sole Member)
 Inertia Interconnect, LLC (100%; Sole Member)
 Inertia Portfolio, LLC (100%; Sole Member)
 Inertia Energy Storage, LLC (100%; Sole Member)
 Inertia WS Holdings, LLC (100%; Sole Member)
 Inertia Solar Project, LLC (100%; Sole Member)
 Iron City Solar, LLC (100%; Sole Member)
 Isanti County Energy Storage, LLC (100%; Sole Member)
 Ivy Solar, LLC (100%; Sole Member)
 J-HAJ Entourage, LLC (100%; Sole Member)
 Jackalope Wind, LLC (100%; Sole Member)
 Jackson Solar Energy, LLC (100%; Sole Member)
 Jasper White Wind, LLC (100%; Sole Member)
 Jefferson County Solar, LLC (100%; Sole Member)
 Joplin Solar, LLC (100%; Sole Member)
 Kaufman Solar, LLC (100%; Sole Member)
 Keay Brook Energy Center, LLC (100%; Sole Member)
 Kennebec Solar, LLC (100%; Sole Member)
 Kenockee Energy Storage, LLC (100%; Sole Member)
 Key Energy Storage, LLC (100%; Sole Member)
 Keystone State Renewables, LLC (100%; Sole Member)
 Kinderwood Wind Funding, LLC (100%; Sole Member)
 Kinderwood Wind Holdings, LLC (100%; Sole Member)
 Kinderwood Wind, LLC (100%; Class A Tax Equity Member)
 Indian Mesa Wind, LLC (100%; Sole Member)
 King Mountain Upton Wind, LLC (100%; Sole Member)
 Woodward Mountain Wind, LLC (100%; Sole Member)
 King Mountain Solar, LLC (100%; Sole Member)
 Kinnick Wind Funding, LLC (100%; Sole Member)
 Kinnick Wind Holdings, LLC (100%; Sole Member)
 Foxtrot Wind Class A Holdings, LLC (100%; Sole Member)

Foxtrot Wind, LLC (100%; Class A Member)
 Blackwell Wind Energy, LLC (100%; Sole Member)
 Crystal Lake Wind Energy III, LLC (100%; Sole Member)
 Minco Wind Energy II, LLC (100%; Sole Member)
 Minco Wind Interconnection Services, LLC (50%; Member)
 Kinnick Wind Class A Holdings, LLC (100%; Sole Member)
 Kinnick Wind, LLC (5%; Managing Member)
 Crystal Lake Wind Energy I, LLC (100%; Sole Member)
 Story County Wind, LLC (100%; Sole Member)
 Vaquero Wind TE Portfolio Holdings, LLC (100%; Sole Member)
 Vaquero TE Holdings, LLC (100%; Class A Member)
 Vaquero Wind Class A Holdings, LLC (100%; Sole Member)
 Vaquero Wind, LLC (100%; Class A Tax Equity Member)
 Armadillo Flats Wind Project, LLC (100%; Sole Member)
 Bonita Wind, LLC (100%; Sole Member)
 Lorenzo Wind, LLC (100%; Sole Member)
 Wildcat Ranch Wind Project, LLC (100%; Sole Member)
 Vaquero TE Portfolio, LLC (100%; Sole Member)
 Vaquero TE Holdings, LLC (100%; Class B Member)
 Vaquero Wind Class A Holdings, LLC (100%; Sole Member)
 Vaquero Wind, LLC (100%; Class A Tax Equity Member)
 Armadillo Flats Wind Project, LLC (100%; Sole Member)
 Bonita Wind, LLC (100%; Sole Member)
 Lorenzo Wind, LLC (100%; Sole Member)
 Wildcat Ranch Wind Project, LLC (100%; Sole Member)
 Kola Energy Storage II, LLC (100%; Sole Member)
 Kola Interconnect, LLC (100%; Sole Member)
 Kolach Creek Wind, LLC (100%; Sole Member)
 Kontiki Holdings, LLC (100%; Sole Member)
 Krona Solar Holdings, LLC (100%; Sole Member)
 LET Holdings, LLC (100%; Sole Member)
 La Cygne Solar, LLC (100%; Sole Member)
 Lacy Creek Holdings, LLC (100%; Sole Member)
 Lacy Creek Windpower, LLC (100%; Sole Member)
 Lake Whitney Solar, LLC (100%; Sole Member)
 Larksong Wind, LLC (100%; Sole Member)
 Legacy Holdings Ventures, LLC (100%; Sole Member)
 Legacy Renewables Holdings, LLC (100%; Sole Member)
 Legacy Renewables, LLC (100%; Sole Member)
 FPL Energy Upton Wind I, LLC (100%; Sole Member)
 FPL Energy Upton Wind II, LLC (100%; Sole Member)
 FPL Energy Upton Wind III, LLC (100%; Sole Member)
 FPL Energy Upton Wind IV, LLC (100%; Sole Member)
 Legends Wind Funding, LLC (100%; Sole Member)
 Legends Wind Holdings, LLC (100%; Sole Member)
 Legends Wind, LLC (100%; Class A Tax Equity Member)
 Steele Flats Wind Project, LLC (100%; Sole Member)
 Liberty Grand Solar, LLC (100%; Sole Member)
 Logan Branch Solar, LLC (100%; Sole Member)
 Lone Grove Energy Storage, LLC (100%; Sole Member)
 Long Branch Solar, LLC (100%; Sole Member)
 Long Island Energy Generation, LLC (100%; Sole Member)
 Barrett Repowering, LLC (100%; Sole Member)
 Island Park Energy Center, LLC (50%; Member)
 Long Island Energy Storage Holdings, LLC (100%; Sole Member)
 LI Energy Storage System, LLC (50%; Member)
 East Hampton Energy Storage Center, LLC (100%; Sole Member)

Montauk Energy Storage Center, LLC (100%; Sole Member)
Long Island Peaker Holdings, LLC (100%; Sole Member)
Clean Energy Storage Systems, LLC (50%; Member)
Long Island Solar Holdings, LLC (100%; Sole Member)
LI Solar Generation, LLC (50%; Member)
Longleaf Solar Funding, LLC (100%; Sole Member)
Longleaf Solar Holdings, LLC (100%; Sole Member)
Longleaf Solar, LLC (95%; Class B Tax Equity Member)
White Oak Solar, LLC (100%; Sole Member)
White Pine Solar, LLC (100%; Sole Member)
Longleaf Solar, LLC (100%; Class A Tax Equity Member)
White Oak Solar, LLC (100%; Sole Member)
White Pine Solar, LLC (100%; Sole Member)
Lotus Energy Center, LLC (100%; Sole Member)
Lovington Solar, LLC (100%; Sole Member)
Lucerne Solar, LLC (100%; Sole Member)
Lumberjack Pines Energy Center, LLC (100%; Sole Member)
Lutesville Solar, LLC (100%; Sole Member)
Luz LP Acquisition, LLC (100%; Sole Member)
Luz Solar Partners Ltd., IV, a California Limited Partnership (12.1712%; Limited Partner)
Luz Solar Partners Ltd., V, a California Limited Partnership (4.1638%; Limited Partner)
Luz Solar Partners Ltd., VI, a California Limited Partnership (8.8377%; Limited Partner)
MBWGD Holdings, LLC (100%; Sole Member)
Contra Costa Capital, LLC (100%; Sole Member)
MBWGD Investments, LLC (100%; Sole Member)
ClearSky Power & Technology Fund I LLC (32.382%; Member)
CSPTF I Powerphase LLC (100%; Sole Member)
ClearSky Power & Technology Fund II LLC (47.062%; Member)
CSPTF II Ubicquia LLC (100%; Sole Member)
ClearSky Security Fund I LLC (24.768%; Member)
CSF I Olive LLC (100%; Sole Member)
CSF I Skout LLC (100%; Sole Member)
Surry Capital LLC (37.163%; Member)
Mendocino Capital, LLC (100%; Sole Member)
Mendocino Capital Acquisitions, LLC (100%; Sole Member)
Maclins Solar, LLC (100%; Sole Member)
Madrid Bend Solar, LLC (100%; Sole Member)
Magnolia State Solar, LLC (100%; Sole Member)
Mahogany Solar, LLC (100%; Sole Member)
Malden Solar, LLC (100%; Sole Member)
Mango Palms Portfolio, LLC (100%; Sole Member)
Mango Palms Funding, LLC (100%; Sole Member)
Mango Palms Holdings, LLC (100%; Sole Member)
Desert Peak Energy Storage I, LLC (100%; Sole Member)
Desert Peak Energy Center, LLC (81.25%; Managing Member)
Desert Peak Energy Storage II, LLC (100%; Sole Member)
Desert Peak Energy Center, LLC (18.75%; Member)
North Central Valley Energy Storage, LLC (100%; Sole Member)
Saint Energy Storage II, LLC (100%; Sole Member)
Manila Solar, LLC (100%; Sole Member)
Mantua Creek Solar, LLC (100%; Sole Member)
Manufacturing Investments, LLC (100%; Sole Member)
Marmaton Wind I, LLC (100%; Sole Member)
Marmaton Wind II, LLC (100%; Sole Member)
Maverick Wind Funding, LLC (100%; Sole Member)
Maverick Wind Holdings, LLC (100%; Sole Member)
Maverick Wind Class A Holdings, LLC (100%; Sole Member)

Maverick Wind, LLC (100%; Class A Member)
 Heartland Divide Wind Project, LLC (100%; Sole Member)
 Minco Wind IV, LLC (100%; Sole Member)
 Minco IV & V Interconnection, LLC (25.69%; Member)
 Pratt Wind, LLC (100%; Sole Member)
Mayhew Creek Solar, LLC (100%; Sole Member)
McClain Energy Storage, LLC (100%; Sole Member)
McClain Solar, LLC (100%; Sole Member)
McClain Wind, LLC (100%; Sole Member)
McCoy Energy Storage, LLC (100%; Sole Member)
McKay Wind Holdings, LLC (100%; Sole Member)
McPherson Wind, LLC (100%; Sole Member)
Merom Solar, LLC (100%; Sole Member)
Mesaville Solar, LLC (100%; Sole Member)
Meyersdale Wind II, LLC (100%; Sole Member)
Michigan Wind Renewables, LLC (100%; Sole Member)
Midway Ranch Solar, LLC (100%; Sole Member)
Minco Energy Storage II, LLC (100%; Sole Member)
Minco Redwood Holdings, LLC (100%; Sole Member)
Minco Wind II, LLC (100%; Sole Member)
Minco Wind V, LLC (100%; Sole Member)
 Minco IV & V Interconnection, LLC (47.27%; Member)
Minco Wind, LLC (100%; Sole Member)
Mistflower Solar, LLC (100%; Sole Member)
Mitchell Wind, LLC (100%; Sole Member)
Mondu Solar, LLC (100%; Sole Member)
Montezuma Energy Storage, LLC (100%; Sole Member)
Montezuma II Energy Storage, LLC (100%; Sole Member)
Montgomery County Solar, LLC (100%; Sole Member)
Montgomery Solar, LLC (100%; Sole Member)
Montville Energy Center, LLC (100%; Sole Member)
Moon Crater Energy Center, LLC (100%; Sole Member)
Moonlight Bay Funding, LLC (100%; Sole Member)
 Moonlight Bay Holdings, LLC (100%; Sole Member)
Moose Creek Wind, LLC (100%; Sole Member)
Moose Wind, LLC (100%; Sole Member)
Morning Star Blue, LLC (100%; Sole Member)
Moss Creek Solar, LLC (100%; Sole Member)
Moss Hill Holdings, LLC (100%; Sole Member)
 Moss Hill LLC (100%; Sole Member)
Mount Vernon Battery Storage, LLC (100%; Sole Member)
Muhlenberg Solar, LLC (100%; Sole Member)
Mulqueeney Ranch PS, LLC (100%; Sole Member)
NAPS DG, LLC (100%; Sole Member)
NEP US SellCo II, LLC (100%; Sole Member)
 Solar Holdings Portfolio 12, LLC (100%; Class A Member)
 DG Portfolio 2019 Holdings, LLC (100%; Sole Member)
 DG Portfolio 2019, LLC (100%; Sole Member)
 DG Amaze, LLC (100%; Sole Member)
 DG California Solar, LLC (100%; Sole Member)
 DG Colorado Solar, LLC (100%; Sole Member)
 DG LF Solar, LLC (100%; Sole Member)
 DG Minnesota CSG 1, LLC (100%; Sole Member)
 DG Minnesota CSG, LLC (100%; Sole Member)
 DG New Jersey Solar, LLC (100%; Sole Member)
 DG New York Solar, LLC (100%; Sole Member)
 DG Northeast Solar, LLC (100%; Sole Member)

DG SUNY Solar 1, LLC (100%; Sole Member)
 DG Southwest Solar Portfolio 2019, LLC (100%; Sole Member)
 DG Waipio, LLC (100%; Sole Member)
 Pacific Energy Solutions LLC (100%; Sole Member)
 HL Solar LLC (100%; Sole Member)
 W2 Solar Holdings, LLC (100%; Sole Member)
 Sierra Solar Funding, LLC (100%; Sole Member)
 Sierra Solar Holdings, LLC (100%; Sole Member)
 Westside Solar, LLC (100%; Sole Member)
 Whitney Point Solar, LLC (100%; Sole Member)
 NWE Holding, LLC (100%; Sole Member)
 Novus Wind V, LLC (100%; Sole Member)
 Novus Wind VI, LLC (100%; Sole Member)
 Nashua Energy Storage, LLC (100%; Sole Member)
 Nearman Creek Energy Storage, LLC (100%; Sole Member)
 Nelson Hills Energy Storage, LLC (100%; Sole Member)
 New Landing Solar, LLC (100%; Sole Member)
 New Nightingale, LLC (100%; Sole Member)
 New Salem Wind Funding I, LLC (100%; Sole Member)
 New Salem Wind Holdings I, LLC (100%; Sole Member)
 New Salem Wind Class A Holdings I, LLC (100%; Sole Member)
 New Salem Wind I, LLC (100%; Sole Member)
 New Salem Wind II, LLC (100%; Sole Member)
 New Salem Wind Project, LLC (100%; Sole Member)
 NextEra Analytics Solutions, LLC (100%; Sole Member)
 NextEra Clean Energy Solutions, LLC (100%; Sole Member)
 Clean Energy Solutions Acquisitions, LLC (100%; Sole Member)
 Clean Energy Solutions Consulting, LLC (100%; Sole Member)
 NextEra Desert Sunlight Holdings, LLC (0.2%; Managing Member)
 Desert Sunlight Investment Holdings, LLC (50%; Managing Member)
 Desert Sunlight Holdings, LLC (100%; Sole Member)
 Desert Sunlight 250, LLC (100%; Sole Member)
 Desert Sunlight 300, LLC (100%; Sole Member)
 NextEra Energy Constructors, LLC (100%; Sole Member)
 NextEra Energy Duane Arnold, LLC (100%; Sole Member)
 Duane Arnold Solar II, LLC (100%; Sole Member)
 Duane Arnold Solar III, LLC (100%; Sole Member)
 Duane Arnold Solar IV, LLC (100%; Sole Member)
 Duane Arnold Solar V, LLC (100%; Sole Member)
 NextEra Energy Honey Creek Wind, LLC (100%; Sole Member)
 NextEra Energy Mt. Storm, LLC (100%; Sole Member)
 Mt. Storm Wind Force Holdings, LLC (100%; Sole Member)
 Catamount Wind LLC (100%; Sole Member)
 NextEra Energy Nuclear Support Market Resources, LLC (100%; Sole Member)
 NextEra Energy Oklahoma Transmission Holdings, LLC (100%; Sole Member)
 Plains and Eastern Clean Line Oklahoma LLC (100%; Sole Member)
 Oklahoma Land Acquisition Company, LLC (100%; Sole Member)
 NextEra Energy Operating Services, LLC (100%; Sole Member)
 NextEra Energy Point Beach, LLC (100%; Sole Member)
 NextEra Energy Qualified Opportunity Fund III, LLC (99%; Sole Member)
 NextEra Energy Qualified Opportunity Fund, LLC (100%; Sole Member)
 NextEra Energy Qualified Opportunity Zone Business I, LLC (100%; Class A Member)
 Cedar Springs Wind, LLC (100%; Sole Member)
 NextEra Energy Qualified Opportunity Zone Business IV, LLC (99%; Member)
 NextEra Energy Qualified Opportunity Zone Business III, LLC (1%; Member)
 Cedar Springs Wind IV, LLC (100%; Sole Member)
 NextEra Energy Qualified Opportunity Zone Business IV, LLC (1%; Managing Member)

NextEra Energy Renewable Services II, LLC (100%; Sole Member)
NextEra Energy Renewable Services, LLC (100%; Sole Member)
NextEra Energy Renewables Holdings, LLC (100%; Sole Member)
 45 North Solar, LLC (100%; Sole Member)
 Brookview Solar I, LLC (100%; Sole Member)
 Burton Hill Solar, LLC (100%; Sole Member)
 Chariot Solar, LLC (100%; Sole Member)
 Charlie Creek Wind Farm LLC (100%; Sole Member)
 Cherrywood Solar I, LLC (100%; Sole Member)
 Cherrywood Solar II, LLC (100%; Sole Member)
 Chinook Solar, LLC (100%; Sole Member)
 Coldwater Creek Wind Energy, LLC (100%; Sole Member)
 Constitution Solar, LLC (100%; Sole Member)
 Davenport Solar, LLC (100%; Sole Member)
 Dawn Land Solar, LLC (100%; Sole Member)
 Enfield Solar, LLC (100%; Sole Member)
 Firewheel Transmission, LLC (100%; Sole Member)
 Firewheel Wind Energy A1, LLC (100%; Sole Member)
 Firewheel Wind Energy, LLC (100%; Sole Member)
 First State Solar, LLC (100%; Sole Member)
 Florence Solar, LLC (100%; Sole Member)
 Glass Hills Wind Project, LLC (100%; Sole Member)
 Greenwood Solar I, LLC (100%; Sole Member)
 Highgate Solar I, LLC (100%; Sole Member)
 Hinckley Solar, LLC (100%; Sole Member)
 Lone Pine Solar, LLC (100%; Sole Member)
 Loring Solar, LLC (100%; Sole Member)
 Meridian Wind Energy, LLC (100%; Sole Member)
 Mohave County Wind Farm Holdings, LLC (100%; Sole Member)
 Muskingum Solar, LLC (100%; Sole Member)
 New Liberty Energy, LLC (100%; Sole Member)
 North Plains Wind I, LLC (100%; Sole Member)
 Northern Light Solar, LLC (100%; Sole Member)
 Northwest Light, LLC (100%; Sole Member)
 Pioneer Creek Wind Project, LLC (100%; Sole Member)
 Platte Wind, LLC (100%; Sole Member)
 Potomac Solar, LLC (100%; Sole Member)
 Randolph Center Solar, LLC (100%; Sole Member)
 Sheldon Solar, LLC (100%; Sole Member)
 Stallion Solar, LLC (100%; Sole Member)
 Sylvie Wind Energy, LLC (100%; Sole Member)
 W Portsmouth St Solar I, LLC (100%; Sole Member)
 West Branch Wind Project, LLC (100%; Sole Member)
 White Butte Wind Project, LLC (100%; Sole Member)
 Willow Creek Wind Project, LLC (100%; Sole Member)
 Winslow Solar, LLC (100%; Sole Member)
 Wolf Creek Wind Energy, LLC (100%; Sole Member)
 Zapata Wind Energy, LLC (100%; Sole Member)
NextEra Energy Resources Acquisitions, LLC (100%; Sole Member)
NextEra Energy Resources Development, LLC (100%; Sole Member)
NextEra Energy Resources Interconnection Holdings, LLC (100%; Sole Member)
NextEra Energy Resources O&M Services, LLC (100%; Sole Member)
NextEra Energy Resources Partners Holdings, LLC (100%; Sole Member)
 NextEra Energy Resources Partners, LLC (100%; Sole Member)
 NextEra Energy Equity Partners GP, LLC (100%; Sole Member)
 NextEra Energy Equity Partners, LP (100%; General Partner)
 NextEra Energy Operating Partners, LP (100%; Limited Partner)

NextEra Energy US Partners Holdings, LLC (100%; Sole Member)
GR Bage (NEP), LLC (100%; Sole Member)
Genesis Purchaser Holdings, LLC (100%; Sole Member)
Genesis Purchaser, LLC (100%; Sole Member)
Genesis Solar Funding Holdings, LLC (100%; Sole Member)
Genesis Solar Funding, LLC (100%; Sole Member)
Genesis Solar Holdings, LLC (100%; Class A Tax Equity Member)
Elk City Wind, LLC (100%; Sole Member)
Genesis Solar, LLC (100%; Sole Member)
NextEra Desert Center Blythe, LLC (50%; Member)
Golden Plains Class A Holdings, LLC (100%; Sole Member)
Golden Plains, LLC (100%; Class A Member)
Baldwin Wind Energy, LLC (100%; Sole Member)
Northern Colorado Wind Energy Center II, LLC (100%; Sole Member)
Northern Colorado Interconnect, LLC (12.9%; Member)
Northern Colorado Wind Energy Center, LLC (100%; Sole Member)
Northern Colorado Interconnect, LLC (87.1%; Managing Member)
Wilmot Energy Center, LLC (100%; Sole Member)
Pine Brooke Class A Holdings, LLC (40%; Member)
Pine Brooke, LLC (100%; Class A Tax Equity Member)
Blue Summit III Wind, LLC (100%; Sole Member)
Blue Summit Interconnection, LLC (25%; Member)
Harmony Florida Solar, LLC (100%; Sole Member)
Ponderosa Wind, LLC (100%; Sole Member)
Saint Solar, LLC (100%; Sole Member)
Sanford Airport Solar, LLC (100%; Sole Member)
Soldier Creek Wind, LLC (100%; Sole Member)
Taylor Creek Solar, LLC (100%; Sole Member)
NextEra Energy Partners Acquisitions, LLC (100%; Sole Member)
Baldwin Wind, LLC (100%; Sole Member)
Bayhawk Wind Portfolio, LLC (100%; Sole Member)
Bayhawk Wind Holdings, LLC (100%; Sole Member)
Bayhawk Wind, LLC (100%; Class A Member)
Cedar Bluff Wind, LLC (100%; Sole Member)
Golden Hills Wind, LLC (100%; Sole Member)
Golden Hills Interconnection, LLC (67.6%; Managing Member)
Coram Portfolio II, LLC (100%; Sole Member)
Tusk Wind Holdings V, LLC (100%; Sole Member)
RET Coram Tehachapi Wind GP, LLC (100%; Sole Member)
Coram California Development, L.P. (0.01%; General Partner)
RET Tehachapi Wind Development, LLC (100%; Sole Member)
Coram California Development, L.P. (99.99%; Limited Partner)
Coram Portfolio, LLC (100%; Sole Member)
Tusk Wind Holdings IV, LLC (100%; Sole Member)
Coram Energy LLC (100%; Sole Member)
Coram Tehachapi, LLC (100%; Sole Member)
HW CA Holdings, LLC (100%; Member)
High Winds, LLC (100%; Sole Member)
Javelina Wind Funding, LLC (100%; Sole Member)
Javelina Wind Energy Holdings, LLC (100%; Sole Member)
Javelina Wind Energy, LLC (100%; Sole Member)
Javelina Interconnection, LLC (55%; Managing Member)
Mammoth Plains Wind Project Holdings, LLC (100%; Sole Member)
Mammoth Plains Wind Project, LLC (100%; Class A Member)
Meadowlark Wind, LLC (100%; Sole Member)
NEP Renewables Holdings II, LLC (100%; Sole Member)
NEP Renewables II, LLC (100%; Managing Member)

Ashtabula Wind II, LLC (100%; Sole Member)
 Ashtabula Wind III, LLC (100%; Sole Member)
 FPL Energy Vansycle L.L.C. (100%; Sole Member)
 Garden Wind, LLC (100%; Sole Member)
 Perrin Ranch Wind, LLC (100%; Sole Member)
 Rosmar Portfolio, LLC (100%; Sole Member)
 Rosmar Holdings, LLC (100%; Member)
 Marshall Solar, LLC (100%; Sole Member)
 Roswell Solar, LLC (100%; Sole Member)
 Roswell Solar Holdings, LLC (100%; Sole Member)
 SSSS Holdings, LLC (100%; Sole Member)
 Silver State South Solar, LLC (49.99%; Managing Member)
 Silver State Solar Power South, LLC (100%; Sole Member)
 Tuscola Bay Wind, LLC (100%; Sole Member)
 White Oak Energy Holdings, LLC (100%; Sole Member)
 White Oak Energy LLC (100%; Sole Member)
 NEP Renewables Holdings III, LLC (100%; Sole Member)
 NEP Renewables III, LLC (50%; Class B Member)
 Star Moon Holdings, LLC (100%; Class A Member)
 Moonlight Bay Class A Holdings, LLC (100%; Sole Member)
 Moonlight Bay Renewables, LLC (100%; Class A Member)
 Dodge Flat Solar, LLC (100%; Sole Member)
 Elora Solar, LLC (100%; Sole Member)
 Fish Springs Ranch Solar, LLC (100%; Sole Member)
 Little Blue Wind Project, LLC (100%; Sole Member)
 Minco Wind Energy III, LLC (100%; Sole Member)
 Minco IV & V Interconnection, LLC (27.04%; Managing Member)
 White Mesa Wind, LLC (100%; Sole Member)
 Stargrass Class A Holdings, LLC (100%; Sole Member)
 Stargrass, LLC (100%; Class A Member)
 Borderlands Wind, LLC (100%; Sole Member)
 Borderlands Wind Holdings, LLC (100%; Sole Member)
 Cool Springs Solar, LLC (100%; Sole Member)
 Ensign Wind Energy, LLC (100%; Sole Member)
 Hubbard Wind, LLC (100%; Sole Member)
 Irish Creek Wind, LLC (100%; Sole Member)
 Quinebaug Solar, LLC (100%; Sole Member)
 Quitman II Solar, LLC (100%; Sole Member)
 NEP Renewables III, LLC (100%; Class A Member)
 Star Moon Holdings, LLC (100%; Class A Member)
 Moonlight Bay Class A Holdings, LLC (100%; Sole Member)
 Moonlight Bay Renewables, LLC (100%; Class A Member)
 Dodge Flat Solar, LLC (100%; Sole Member)
 Elora Solar, LLC (100%; Sole Member)
 Fish Springs Ranch Solar, LLC (100%; Sole Member)
 Little Blue Wind Project, LLC (100%; Sole Member)
 Minco Wind Energy III, LLC (100%; Sole Member)
 Minco IV & V Interconnection, LLC (27.04%; Managing Member)
 White Mesa Wind, LLC (100%; Sole Member)
 Stargrass Class A Holdings, LLC (100%; Sole Member)
 Stargrass, LLC (100%; Class A Member)
 Borderlands Wind, LLC (100%; Sole Member)
 Borderlands Wind Holdings, LLC (100%; Sole Member)
 Cool Springs Solar, LLC (100%; Sole Member)
 Ensign Wind Energy, LLC (100%; Sole Member)
 Hubbard Wind, LLC (100%; Sole Member)
 Irish Creek Wind, LLC (100%; Sole Member)

Quinebaug Solar, LLC (100%; Sole Member)
 Quitman II Solar, LLC (100%; Sole Member)
 NEP Renewables Holdings IV, LLC (100%; Sole Member)
 NEP Renewables IV, LLC (100%; Class A Member)
 Alta Wind Portfolio, LLC (100%; Sole Member)
 Tusk Wind Holdings, LLC (100%; Sole Member)
 Alta Wind VIII, LLC (100%; Sole Member)
 Dogwood Wind Holdings, LLC (100%; Sole Member)
 Dogwood Wind, LLC (100%; Class A Tax Equity Member)
 Oliver Wind III, LLC (100%; Sole Member)
 Osborn Wind Energy, LLC (100%; Sole Member)
 Elk City Sholes Holdings, LLC (100%; Sole Member)
 Elk City II Wind Funding, LLC (100%; Sole Member)
 Southwest Wind, LLC (100%; Class A Tax Equity Member)
 Elk City Renewables II, LLC (100%; Sole Member)
 Sholes Wind Funding, LLC (100%; Sole Member)
 Sholes Wind Class A Holdings, LLC (100%; Sole Member)
 Sholes Wind, LLC (100%; Class A Member)
 Emerald Breeze Holdings, LLC (100%; Class A Member)
 Emerald Breeze Class A Holdings, LLC (100%; Sole Member)
 Emerald Breeze, LLC (100%; Class A Member)
 Appaloosa Run Wind, LLC (100%; Sole Member)
 Eight Point Wind, LLC (100%; Sole Member)
 Great Prairie Wind, LLC (100%; Sole Member)
 Yellow Pine Solar, LLC (100%; Sole Member)
 Yellow Pine Solar Interconnect, LLC (50%; Managing Member)
 Golden West Wind Holdings, LLC (100%; Sole Member)
 Golden West Power Partners, LLC (100%; Class A Tax Equity Member)
 Nokota Wind Holdings, LLC (100%; Sole Member)
 Nokota Wind, LLC (100%; Class A Tax Equity Member)
 Brady Wind II, LLC (100%; Sole Member)
 Brady Interconnection, LLC (50%; Member)
 Brady Wind, LLC (100%; Sole Member)
 Brady Interconnection, LLC (50%; Managing Member)
 Sac County Wind Holdings, LLC (100%; Sole Member)
 Sac County Wind Class A Holdings, LLC (100%; Class A Member)
 Sac County Wind, LLC (100%; Class A Member)
 NEP Renewables IV, LLC (31.2%; Class B Member)
 Alta Wind Portfolio, LLC (100%; Sole Member)
 Tusk Wind Holdings, LLC (100%; Sole Member)
 Alta Wind VIII, LLC (100%; Sole Member)
 Dogwood Wind Holdings, LLC (100%; Sole Member)
 Dogwood Wind, LLC (100%; Class A Tax Equity Member)
 Oliver Wind III, LLC (100%; Sole Member)
 Osborn Wind Energy, LLC (100%; Sole Member)
 Elk City Sholes Holdings, LLC (100%; Sole Member)
 Elk City II Wind Funding, LLC (100%; Sole Member)
 Southwest Wind, LLC (100%; Class A Tax Equity Member)
 Elk City Renewables II, LLC (100%; Sole Member)
 Sholes Wind Funding, LLC (100%; Sole Member)
 Sholes Wind Class A Holdings, LLC (100%; Sole Member)
 Sholes Wind, LLC (100%; Class A Member)
 Emerald Breeze Holdings, LLC (100%; Class A Member)
 Emerald Breeze Class A Holdings, LLC (100%; Sole Member)
 Emerald Breeze, LLC (100%; Class A Member)
 Appaloosa Run Wind, LLC (100%; Sole Member)
 Eight Point Wind, LLC (100%; Sole Member)

Great Prairie Wind, LLC (100%; Sole Member)
 Yellow Pine Solar, LLC (100%; Sole Member)
 Yellow Pine Solar Interconnect, LLC (50%; Managing Member)
 Golden West Wind Holdings, LLC (100%; Sole Member)
 Golden West Power Partners, LLC (100%; Class A Tax Equity Member)
 Nokota Wind Holdings, LLC (100%; Sole Member)
 Nokota Wind, LLC (100%; Class A Tax Equity Member)
 Brady Wind II, LLC (100%; Sole Member)
 Brady Interconnection, LLC (50%; Member)
 Brady Wind, LLC (100%; Sole Member)
 Brady Interconnection, LLC (50%; Managing Member)
 Sac County Wind Holdings, LLC (100%; Sole Member)
 Sac County Wind Class A Holdings, LLC (100%; Class A Member)
 Sac County Wind, LLC (100%; Class A Member)
 NEP Renewables Holdings, LLC (100%; Sole Member)
 NEP Renewables, LLC (100%; Sole Member)
 Breckinridge Wind Class A Holdings, LLC (100%; Sole Member)
 Breckinridge Wind Project, LLC (100%; Class A Tax Equity Member)
 Carousel Wind Holdings, LLC (100%; Sole Member)
 Carousel Wind Farm, LLC (100%; Class A Tax Equity Member)
 Monarch Wind Holdings, LLC (100%; Sole Member)
 Monarch Wind, LLC (100%; Class A Tax Equity Member)
 Javelina Wind Holdings II, LLC (100%; Sole Member)
 Javelina Wind Energy II, LLC (100%; Sole Member)
 Javelina Interconnection, LLC (45%; Member)
 Rush Springs Wind Energy, LLC (100%; Sole Member)
 Mountain View Solar Holdings, LLC (100%; Sole Member)
 Mountain View Solar, LLC (100%; Sole Member)
 Pacific Plains Wind Class A Holdings, LLC (100%; Sole Member)
 Pacific Plains Wind, LLC (100%; Class A Tax Equity Member)
 Cottonwood Wind Project Holdings, LLC (100%; Sole Member)
 Cottonwood Wind Project, LLC (100%; Sole Member)
 Golden Hills North Wind, LLC (100%; Sole Member)
 Golden Hills Interconnection, LLC (32.4%; Member)
 NextEra Energy Bluff Point, LLC (100%; Sole Member)
 NextEra Desert Sunlight Holdings, LLC (99.8%; Member)
 Desert Sunlight Investment Holdings, LLC (50%; Managing Member)
 Desert Sunlight Holdings, LLC (100%; Sole Member)
 Desert Sunlight 250, LLC (100%; Sole Member)
 Desert Sunlight 300, LLC (100%; Sole Member)
 Nutmeg Solar Holdings, LLC (33.3%; Member)
 Nutmeg Solar, LLC (100%; Sole Member)
 Palomino Wind Holdings, LLC (100%; Sole Member)
 Palomino Wind, LLC (100%; Class A Tax Equity Member)
 Kingman Wind Energy I, LLC (100%; Sole Member)
 Kingman Wind Energy II, LLC (100%; Sole Member)
 Prairie View Wind Holdings, LLC (100%; Sole Member)
 Ninnescah Wind Energy LLC (100%; Sole Member)
 Seiling Wind Investments, LLC (100%; Sole Member)
 Seiling Wind Holdings, LLC (100%; Sole Member)
 Seiling Wind Portfolio, LLC (100%; Class A Tax Equity Member)
 Seiling Wind II, LLC (100%; Sole Member)
 Seiling Wind Interconnection Services, LLC (33%; Member)
 Seiling Wind, LLC (100%; Sole Member)
 Seiling Wind Interconnection Services, LLC (67%; Managing Member)
 Shaw Creek Solar Holdings, LLC (33.3%; Member)
 Shaw Creek Solar, LLC (100%; Sole Member)

Solar Holdings Portfolio 12, LLC (100%; Class C Member)
DG Portfolio 2019 Holdings, LLC (100%; Sole Member)
DG Portfolio 2019, LLC (100%; Sole Member)
DG Amaze, LLC (100%; Sole Member)
DG California Solar, LLC (100%; Sole Member)
DG Colorado Solar, LLC (100%; Sole Member)
DG LF Solar, LLC (100%; Sole Member)
DG Minnesota CSG 1, LLC (100%; Sole Member)
DG Minnesota CSG, LLC (100%; Sole Member)
DG New Jersey Solar, LLC (100%; Sole Member)
DG New York Solar, LLC (100%; Sole Member)
DG Northeast Solar, LLC (100%; Sole Member)
DG SUNY Solar 1, LLC (100%; Sole Member)
DG Southwest Solar Portfolio 2019, LLC (100%; Sole Member)
DG Waipio, LLC (100%; Sole Member)
Pacific Energy Solutions LLC (100%; Sole Member)
HL Solar LLC (100%; Sole Member)
W2 Solar Holdings, LLC (100%; Sole Member)
Sierra Solar Funding, LLC (100%; Sole Member)
Sierra Solar Holdings, LLC (100%; Sole Member)
Westside Solar, LLC (100%; Sole Member)
Whitney Point Solar, LLC (100%; Sole Member)
Southwest Solar Holdings, LLC (100%; Member)
Hatch Solar Energy Center I LLC (100%; Sole Member)
Sunlight Renewables Holdings, LLC (100%; Class A Member)
Sunlight Renewables Class A Holdings, LLC (100%; Sole Member)
Sunlight Renewables, LLC (100%; Class A Member)
Sunlight Storage, LLC (100%; Sole Member)
VMCLR Holdings, LLC (100%; Sole Member)
Indigo Plains Solar Class B Holdings, LLC (100%; Sole Member)
Indigo Plains Solar, LLC (100%; Class B Tax Equity Member)
Chaves County Solar, LLC (100%; Sole Member)
Chaves County Solar Holdings, LLC (100%; Sole Member)
Live Oak Solar, LLC (100%; Sole Member)
River Bend Solar, LLC (100%; Sole Member)
Indigo Plains Solar Funding, LLC (100%; Sole Member)
Indigo Plains Solar Holdings, LLC (100%; Sole Member)
Indigo Plains Solar, LLC (100%; Class A Tax Equity Member)
Chaves County Solar, LLC (100%; Sole Member)
Chaves County Solar Holdings, LLC (100%; Sole Member)
Live Oak Solar, LLC (100%; Sole Member)
River Bend Solar, LLC (100%; Sole Member)
Whiptail-Montezuma Funding, LLC (100%; Sole Member)
Whiptail-Montezuma Holdings, LLC (100%; Sole Member)
Montezuma Wind Holdings II, LLC (100%; Sole Member)
NextEra Energy Montezuma II Wind, LLC (100%; Sole Member)
Southwest Wind Class A Holdings, LLC (100%; Class A Member)
Whiptail Wind, LLC (100%; Class A Tax Equity Member)
Casa Mesa Wind, LLC (100%; Sole Member)
Casa Mesa Wind Investments, LLC (100%; Sole Member)
Langdon Renewables, LLC (100%; Sole Member)
New Mexico Wind, LLC (100%; Sole Member)
Pacific Power Investments, LLC (100%; Sole Member)
Southwest Wind Class A Holdings, LLC (100%; Class B Member)
Whiptail Wind, LLC (100%; Class A Tax Equity Member)
Casa Mesa Wind, LLC (100%; Sole Member)
Casa Mesa Wind Investments, LLC (100%; Sole Member)

Langdon Renewables, LLC (100%; Sole Member)
 New Mexico Wind, LLC (100%; Sole Member)
 Pacific Power Investments, LLC (100%; Sole Member)
 Windstar Portfolio, LLC (100%; Sole Member)
 Tusk Wind Holdings II, LLC (100%; Sole Member)
 Windstar Energy, LLC (100%; Sole Member)
 NextEra Energy Partners Constructors, LLC (100%; Sole Member)
 NextEra Energy Partners Solar Acquisitions, LLC (100%; Sole Member)
 Adelanto CA II, LLC (100%; Sole Member)
 Adelanto Solar Funding, LLC (50.01%; Member)
 Adelanto Solar Holdings, LLC (100%; Sole Member)
 Adelanto Solar II, LLC (100%; Sole Member)
 Adelanto Solar, LLC (100%; Sole Member)
 McCoy CA II, LLC (100%; Sole Member)
 McCoy Solar Holdings, LLC (50.01%; Member)
 McCoy Solar Funding, LLC (100%; Sole Member)
 McCoy Solar, LLC (100%; Sole Member)
 NextEra Desert Center Blythe, LLC (50%; Member)
 NextEra Energy Partners Ventures, LLC (100%; Sole Member)
 NET Holdings Management, LLC (100%; Sole Member)
 NextEra Energy Partners Pipelines Holdings, LLC (100%; Sole Member)
 NextEra Energy Partners Pipelines, LLC (100%; Managing Member)
 Meade Pipeline Investment Holdings, LLC (100%; Sole Member)
 Meade Pipeline Investment, LLC (100%; Sole Member)
 Meade Pipeline Co LLC (75%; Managing Member)
 Redwood Meade Pipeline, LLC (100%; Sole Member)
 Redwood Midstream, LLC (90%; Managing Member)
 Redwood Meade Midstream MPC, LLC (100%; Sole Member)
 Meade Pipeline Co LLC (15%; Member)
 River Road Interests LLC (100%; Sole Member)
 Meade Pipeline Co LLC (10%; Member)
 Redwood Midstream, LLC (10%; Member)
 Redwood Meade Midstream MPC, LLC (100%; Sole Member)
 Meade Pipeline Co LLC (15%; Member)
 River Road Interests LLC (100%; Sole Member)
 Meade Pipeline Co LLC (10%; Member)
 South Texas Midstream Holdings, LLC (100%; Sole Member)
 South Texas Midstream, LLC (100%; Class B Member)
 South Texas Midstream, LLC (100%; Class A Member)
 Northern Colorado Wind Energy, LLC (100%; Sole Member)
 Palo Duro Wind Portfolio, LLC (100%; Sole Member)
 Palo Duro Wind Project Holdings, LLC (100%; Sole Member)
 Palo Duro Wind Energy, LLC (100%; Sole Member)
 Palo Duro Wind Interconnection Services, LLC (88%; Managing Member)
 Shafter Solar Portfolio, LLC (100%; Sole Member)
 Shafter Solar Holdings, LLC (100%; Sole Member)
 Shafter Solar, LLC (100%; Sole Member)
 Tusk Wind Holdings III, LLC (100%; Sole Member)
 Granite Reliable Power, LLC (100%; Sole Member)
 NextEra Energy Operating Partners, LP (100%; Limited Partner)
 NextEra Energy US Partners Holdings, LLC (100%; Sole Member)
 GR Bage (NEP), LLC (100%; Sole Member)
 Genesis Purchaser Holdings, LLC (100%; Sole Member)
 Genesis Purchaser, LLC (100%; Sole Member)
 Genesis Solar Funding Holdings, LLC (100%; Sole Member)
 Genesis Solar Funding, LLC (100%; Sole Member)
 Genesis Solar Holdings, LLC (100%; Class A Tax Equity Member)

Elk City Wind, LLC (100%; Sole Member)
 Genesis Solar, LLC (100%; Sole Member)
 NextEra Desert Center Blythe, LLC (50%; Member)
 Golden Plains Class A Holdings, LLC (100%; Sole Member)
 Golden Plains, LLC (100%; Class A Member)
 Baldwin Wind Energy, LLC (100%; Sole Member)
 Northern Colorado Wind Energy Center II, LLC (100%; Sole Member)
 Northern Colorado Interconnect, LLC (12.9%; Member)
 Northern Colorado Wind Energy Center, LLC (100%; Sole Member)
 Northern Colorado Interconnect, LLC (87.1%; Managing Member)
 Wilmot Energy Center, LLC (100%; Sole Member)
 Pine Brooke Class A Holdings, LLC (40%; Member)
 Pine Brooke, LLC (100%; Class A Tax Equity Member)
 Blue Summit III Wind, LLC (100%; Sole Member)
 Blue Summit Interconnection, LLC (25%; Member)
 Harmony Florida Solar, LLC (100%; Sole Member)
 Ponderosa Wind, LLC (100%; Sole Member)
 Saint Solar, LLC (100%; Sole Member)
 Sanford Airport Solar, LLC (100%; Sole Member)
 Soldier Creek Wind, LLC (100%; Sole Member)
 Taylor Creek Solar, LLC (100%; Sole Member)
 NextEra Energy Partners Acquisitions, LLC (100%; Sole Member)
 Baldwin Wind, LLC (100%; Sole Member)
 Bayhawk Wind Portfolio, LLC (100%; Sole Member)
 Bayhawk Wind Holdings, LLC (100%; Sole Member)
 Bayhawk Wind, LLC (100%; Class A Member)
 Cedar Bluff Wind, LLC (100%; Sole Member)
 Golden Hills Wind, LLC (100%; Sole Member)
 Golden Hills Interconnection, LLC (67.6%; Managing Member)
 Coram Portfolio II, LLC (100%; Sole Member)
 Tusk Wind Holdings V, LLC (100%; Sole Member)
 RET Coram Tehachapi Wind GP, LLC (100%; Sole Member)
 Coram California Development, L.P. (0.01%; General Partner)
 RET Tehachapi Wind Development, LLC (100%; Sole Member)
 Coram California Development, L.P. (99.99%; Limited Partner)
 Coram Portfolio, LLC (100%; Sole Member)
 Tusk Wind Holdings IV, LLC (100%; Sole Member)
 Coram Energy LLC (100%; Sole Member)
 Coram Tehachapi, LLC (100%; Sole Member)
 HW CA Holdings, LLC (100%; Member)
 High Winds, LLC (100%; Sole Member)
 Javelina Wind Funding, LLC (100%; Sole Member)
 Javelina Wind Energy Holdings, LLC (100%; Sole Member)
 Javelina Wind Energy, LLC (100%; Sole Member)
 Javelina Interconnection, LLC (55%; Managing Member)
 Mammoth Plains Wind Project Holdings, LLC (100%; Sole Member)
 Mammoth Plains Wind Project, LLC (100%; Class A Member)
 Meadowlark Wind, LLC (100%; Sole Member)
 NEP Renewables Holdings II, LLC (100%; Sole Member)
 NEP Renewables II, LLC (100%; Managing Member)
 Ashtabula Wind II, LLC (100%; Sole Member)
 Ashtabula Wind III, LLC (100%; Sole Member)
 FPL Energy Vansycle L.L.C. (100%; Sole Member)
 Garden Wind, LLC (100%; Sole Member)
 Perrin Ranch Wind, LLC (100%; Sole Member)
 Rosmar Portfolio, LLC (100%; Sole Member)
 Rosmar Holdings, LLC (100%; Member)

Marshall Solar, LLC (100%; Sole Member)
 Roswell Solar, LLC (100%; Sole Member)
 Roswell Solar Holdings, LLC (100%; Sole Member)
 SSSS Holdings, LLC (100%; Sole Member)
 Silver State South Solar, LLC (49.99%; Managing Member)
 Silver State Solar Power South, LLC (100%; Sole Member)
 Tuscola Bay Wind, LLC (100%; Sole Member)
 White Oak Energy Holdings, LLC (100%; Sole Member)
 White Oak Energy LLC (100%; Sole Member)
 NEP Renewables Holdings III, LLC (100%; Sole Member)
 NEP Renewables III, LLC (50%; Class B Member)
 Star Moon Holdings, LLC (100%; Class A Member)
 Moonlight Bay Class A Holdings, LLC (100%; Sole Member)
 Moonlight Bay Renewables, LLC (100%; Class A Member)
 Dodge Flat Solar, LLC (100%; Sole Member)
 Elora Solar, LLC (100%; Sole Member)
 Fish Springs Ranch Solar, LLC (100%; Sole Member)
 Little Blue Wind Project, LLC (100%; Sole Member)
 Minco Wind Energy III, LLC (100%; Sole Member)
 Minco IV & V Interconnection, LLC (27.04%; Managing Member)
 White Mesa Wind, LLC (100%; Sole Member)
 Stargrass Class A Holdings, LLC (100%; Sole Member)
 Stargrass, LLC (100%; Class A Member)
 Borderlands Wind, LLC (100%; Sole Member)
 Borderlands Wind Holdings, LLC (100%; Sole Member)
 Cool Springs Solar, LLC (100%; Sole Member)
 Ensign Wind Energy, LLC (100%; Sole Member)
 Hubbard Wind, LLC (100%; Sole Member)
 Irish Creek Wind, LLC (100%; Sole Member)
 Quinebaug Solar, LLC (100%; Sole Member)
 Quitman II Solar, LLC (100%; Sole Member)
 NEP Renewables III, LLC (100%; Class A Member)
 Star Moon Holdings, LLC (100%; Class A Member)
 Moonlight Bay Class A Holdings, LLC (100%; Sole Member)
 Moonlight Bay Renewables, LLC (100%; Class A Member)
 Dodge Flat Solar, LLC (100%; Sole Member)
 Elora Solar, LLC (100%; Sole Member)
 Fish Springs Ranch Solar, LLC (100%; Sole Member)
 Little Blue Wind Project, LLC (100%; Sole Member)
 Minco Wind Energy III, LLC (100%; Sole Member)
 Minco IV & V Interconnection, LLC (27.04%; Managing Member)
 White Mesa Wind, LLC (100%; Sole Member)
 Stargrass Class A Holdings, LLC (100%; Sole Member)
 Stargrass, LLC (100%; Class A Member)
 Borderlands Wind, LLC (100%; Sole Member)
 Borderlands Wind Holdings, LLC (100%; Sole Member)
 Cool Springs Solar, LLC (100%; Sole Member)
 Ensign Wind Energy, LLC (100%; Sole Member)
 Hubbard Wind, LLC (100%; Sole Member)
 Irish Creek Wind, LLC (100%; Sole Member)
 Quinebaug Solar, LLC (100%; Sole Member)
 Quitman II Solar, LLC (100%; Sole Member)
 NEP Renewables Holdings IV, LLC (100%; Sole Member)
 NEP Renewables IV, LLC (100%; Class A Member)
 Alta Wind Portfolio, LLC (100%; Sole Member)
 Tusk Wind Holdings, LLC (100%; Sole Member)
 Alta Wind VIII, LLC (100%; Sole Member)

Dogwood Wind Holdings, LLC (100%; Sole Member)
 Dogwood Wind, LLC (100%; Class A Tax Equity Member)
 Oliver Wind III, LLC (100%; Sole Member)
 Osborn Wind Energy, LLC (100%; Sole Member)
 Elk City Sholes Holdings, LLC (100%; Sole Member)
 Elk City II Wind Funding, LLC (100%; Sole Member)
 Southwest Wind, LLC (100%; Class A Tax Equity Member)
 Elk City Renewables II, LLC (100%; Sole Member)
 Sholes Wind Funding, LLC (100%; Sole Member)
 Sholes Wind Class A Holdings, LLC (100%; Sole Member)
 Sholes Wind, LLC (100%; Class A Member)
 Emerald Breeze Holdings, LLC (100%; Class A Member)
 Emerald Breeze Class A Holdings, LLC (100%; Sole Member)
 Emerald Breeze, LLC (100%; Class A Member)
 Appaloosa Run Wind, LLC (100%; Sole Member)
 Eight Point Wind, LLC (100%; Sole Member)
 Great Prairie Wind, LLC (100%; Sole Member)
 Yellow Pine Solar, LLC (100%; Sole Member)
 Yellow Pine Solar Interconnect, LLC (50%; Managing Member)
 Golden West Wind Holdings, LLC (100%; Sole Member)
 Golden West Power Partners, LLC (100%; Class A Tax Equity Member)
 Nokota Wind Holdings, LLC (100%; Sole Member)
 Nokota Wind, LLC (100%; Class A Tax Equity Member)
 Brady Wind II, LLC (100%; Sole Member)
 Brady Interconnection, LLC (50%; Member)
 Brady Wind, LLC (100%; Sole Member)
 Brady Interconnection, LLC (50%; Managing Member)
 Sac County Wind Holdings, LLC (100%; Sole Member)
 Sac County Wind Class A Holdings, LLC (100%; Class A Member)
 Sac County Wind, LLC (100%; Class A Member)
 NEP Renewables IV, LLC (31.2%; Class B Member)
 Alta Wind Portfolio, LLC (100%; Sole Member)
 Tusk Wind Holdings, LLC (100%; Sole Member)
 Alta Wind VIII, LLC (100%; Sole Member)
 Dogwood Wind Holdings, LLC (100%; Sole Member)
 Dogwood Wind, LLC (100%; Class A Tax Equity Member)
 Oliver Wind III, LLC (100%; Sole Member)
 Osborn Wind Energy, LLC (100%; Sole Member)
 Elk City Sholes Holdings, LLC (100%; Sole Member)
 Elk City II Wind Funding, LLC (100%; Sole Member)
 Southwest Wind, LLC (100%; Class A Tax Equity Member)
 Elk City Renewables II, LLC (100%; Sole Member)
 Sholes Wind Funding, LLC (100%; Sole Member)
 Sholes Wind Class A Holdings, LLC (100%; Sole Member)
 Sholes Wind, LLC (100%; Class A Member)
 Emerald Breeze Holdings, LLC (100%; Class A Member)
 Emerald Breeze Class A Holdings, LLC (100%; Sole Member)
 Emerald Breeze, LLC (100%; Class A Member)
 Appaloosa Run Wind, LLC (100%; Sole Member)
 Eight Point Wind, LLC (100%; Sole Member)
 Great Prairie Wind, LLC (100%; Sole Member)
 Yellow Pine Solar, LLC (100%; Sole Member)
 Yellow Pine Solar Interconnect, LLC (50%; Managing Member)
 Golden West Wind Holdings, LLC (100%; Sole Member)
 Golden West Power Partners, LLC (100%; Class A Tax Equity Member)
 Nokota Wind Holdings, LLC (100%; Sole Member)
 Nokota Wind, LLC (100%; Class A Tax Equity Member)

Brady Wind II, LLC (100%; Sole Member)
 Brady Interconnection, LLC (50%; Member)
 Brady Wind, LLC (100%; Sole Member)
 Brady Interconnection, LLC (50%; Managing Member)
 Sac County Wind Holdings, LLC (100%; Sole Member)
 Sac County Wind Class A Holdings, LLC (100%; Class A Member)
 Sac County Wind, LLC (100%; Class A Member)
 NEP Renewables Holdings, LLC (100%; Sole Member)
 NEP Renewables, LLC (100%; Sole Member)
 Breckinridge Wind Class A Holdings, LLC (100%; Sole Member)
 Breckinridge Wind Project, LLC (100%; Class A Tax Equity Member)
 Carousel Wind Holdings, LLC (100%; Sole Member)
 Carousel Wind Farm, LLC (100%; Class A Tax Equity Member)
 Monarch Wind Holdings, LLC (100%; Sole Member)
 Monarch Wind, LLC (100%; Class A Tax Equity Member)
 Javelina Wind Holdings II, LLC (100%; Sole Member)
 Javelina Wind Energy II, LLC (100%; Sole Member)
 Javelina Interconnection, LLC (45%; Member)
 Rush Springs Wind Energy, LLC (100%; Sole Member)
 Mountain View Solar Holdings, LLC (100%; Sole Member)
 Mountain View Solar, LLC (100%; Sole Member)
 Pacific Plains Wind Class A Holdings, LLC (100%; Sole Member)
 Pacific Plains Wind, LLC (100%; Class A Tax Equity Member)
 Cottonwood Wind Project Holdings, LLC (100%; Sole Member)
 Cottonwood Wind Project, LLC (100%; Sole Member)
 Golden Hills North Wind, LLC (100%; Sole Member)
 Golden Hills Interconnection, LLC (32.4%; Member)
 NextEra Energy Bluff Point, LLC (100%; Sole Member)
 NextEra Desert Sunlight Holdings, LLC (99.8%; Member)
 Desert Sunlight Investment Holdings, LLC (50%; Managing Member)
 Desert Sunlight Holdings, LLC (100%; Sole Member)
 Desert Sunlight 250, LLC (100%; Sole Member)
 Desert Sunlight 300, LLC (100%; Sole Member)
 Nutmeg Solar Holdings, LLC (33.3%; Member)
 Nutmeg Solar, LLC (100%; Sole Member)
 Palomino Wind Holdings, LLC (100%; Sole Member)
 Palomino Wind, LLC (100%; Class A Tax Equity Member)
 Kingman Wind Energy I, LLC (100%; Sole Member)
 Kingman Wind Energy II, LLC (100%; Sole Member)
 Prairie View Wind Holdings, LLC (100%; Sole Member)
 Ninnescah Wind Energy LLC (100%; Sole Member)
 Seiling Wind Investments, LLC (100%; Sole Member)
 Seiling Wind Holdings, LLC (100%; Sole Member)
 Seiling Wind Portfolio, LLC (100%; Class A Tax Equity Member)
 Seiling Wind II, LLC (100%; Sole Member)
 Seiling Wind Interconnection Services, LLC (33%; Member)
 Seiling Wind, LLC (100%; Sole Member)
 Seiling Wind Interconnection Services, LLC (67%; Managing Member)
 Shaw Creek Solar Holdings, LLC (33.3%; Member)
 Shaw Creek Solar, LLC (100%; Sole Member)
 Solar Holdings Portfolio 12, LLC (100%; Class C Member)
 DG Portfolio 2019 Holdings, LLC (100%; Sole Member)
 DG Portfolio 2019, LLC (100%; Sole Member)
 DG Amaze, LLC (100%; Sole Member)
 DG California Solar, LLC (100%; Sole Member)
 DG Colorado Solar, LLC (100%; Sole Member)
 DG LF Solar, LLC (100%; Sole Member)

DG Minnesota CSG 1, LLC (100%; Sole Member)
 DG Minnesota CSG, LLC (100%; Sole Member)
 DG New Jersey Solar, LLC (100%; Sole Member)
 DG New York Solar, LLC (100%; Sole Member)
 DG Northeast Solar, LLC (100%; Sole Member)
 DG SUNY Solar 1, LLC (100%; Sole Member)
 DG Southwest Solar Portfolio 2019, LLC (100%; Sole Member)
 DG Waipio, LLC (100%; Sole Member)
 Pacific Energy Solutions LLC (100%; Sole Member)
 HL Solar LLC (100%; Sole Member)
 W2 Solar Holdings, LLC (100%; Sole Member)
 Sierra Solar Funding, LLC (100%; Sole Member)
 Sierra Solar Holdings, LLC (100%; Sole Member)
 Westside Solar, LLC (100%; Sole Member)
 Whitney Point Solar, LLC (100%; Sole Member)
 Southwest Solar Holdings, LLC (100%; Member)
 Hatch Solar Energy Center I LLC (100%; Sole Member)
 Sunlight Renewables Holdings, LLC (100%; Class A Member)
 Sunlight Renewables Class A Holdings, LLC (100%; Sole Member)
 Sunlight Renewables, LLC (100%; Class A Member)
 Sunlight Storage, LLC (100%; Sole Member)
 VMCLR Holdings, LLC (100%; Sole Member)
 Indigo Plains Solar Class B Holdings, LLC (100%; Sole Member)
 Indigo Plains Solar, LLC (100%; Class B Tax Equity Member)
 Chaves County Solar, LLC (100%; Sole Member)
 Chaves County Solar Holdings, LLC (100%; Sole Member)
 Live Oak Solar, LLC (100%; Sole Member)
 River Bend Solar, LLC (100%; Sole Member)
 Indigo Plains Solar Funding, LLC (100%; Sole Member)
 Indigo Plains Solar Holdings, LLC (100%; Sole Member)
 Indigo Plains Solar, LLC (100%; Class A Tax Equity Member)
 Chaves County Solar, LLC (100%; Sole Member)
 Chaves County Solar Holdings, LLC (100%; Sole Member)
 Live Oak Solar, LLC (100%; Sole Member)
 River Bend Solar, LLC (100%; Sole Member)
 Whiptail-Montezuma Funding, LLC (100%; Sole Member)
 Whiptail-Montezuma Holdings, LLC (100%; Sole Member)
 Montezuma Wind Holdings II, LLC (100%; Sole Member)
 NextEra Energy Montezuma II Wind, LLC (100%; Sole Member)
 Southwest Wind Class A Holdings, LLC (100%; Class A Member)
 Whiptail Wind, LLC (100%; Class A Tax Equity Member)
 Casa Mesa Wind, LLC (100%; Sole Member)
 Casa Mesa Wind Investments, LLC (100%; Sole Member)
 Langdon Renewables, LLC (100%; Sole Member)
 New Mexico Wind, LLC (100%; Sole Member)
 Pacific Power Investments, LLC (100%; Sole Member)
 Southwest Wind Class A Holdings, LLC (100%; Class B Member)
 Whiptail Wind, LLC (100%; Class A Tax Equity Member)
 Casa Mesa Wind, LLC (100%; Sole Member)
 Casa Mesa Wind Investments, LLC (100%; Sole Member)
 Langdon Renewables, LLC (100%; Sole Member)
 New Mexico Wind, LLC (100%; Sole Member)
 Pacific Power Investments, LLC (100%; Sole Member)
 Windstar Portfolio, LLC (100%; Sole Member)
 Tusk Wind Holdings II, LLC (100%; Sole Member)
 Windstar Energy, LLC (100%; Sole Member)
 NextEra Energy Partners Constructors, LLC (100%; Sole Member)

NextEra Energy Partners Solar Acquisitions, LLC (100%; Sole Member)
 Adelanto CA II, LLC (100%; Sole Member)
 Adelanto Solar Funding, LLC (50.01%; Member)
 Adelanto Solar Holdings, LLC (100%; Sole Member)
 Adelanto Solar II, LLC (100%; Sole Member)
 Adelanto Solar, LLC (100%; Sole Member)
 McCoy CA II, LLC (100%; Sole Member)
 McCoy Solar Holdings, LLC (50.01%; Member)
 McCoy Solar Funding, LLC (100%; Sole Member)
 McCoy Solar, LLC (100%; Sole Member)
 NextEra Desert Center Blythe, LLC (50%; Member)
NextEra Energy Partners Ventures, LLC (100%; Sole Member)
NET Holdings Management, LLC (100%; Sole Member)
NextEra Energy Partners Pipelines Holdings, LLC (100%; Sole Member)
 NextEra Energy Partners Pipelines, LLC (100%; Managing Member)
 Meade Pipeline Investment Holdings, LLC (100%; Sole Member)
 Meade Pipeline Investment, LLC (100%; Sole Member)
 Meade Pipeline Co LLC (75%; Managing Member)
 Redwood Meade Pipeline, LLC (100%; Sole Member)
 Redwood Midstream, LLC (90%; Managing Member)
 Redwood Meade Midstream MPC, LLC (100%; Sole Member)
 Meade Pipeline Co LLC (15%; Member)
 River Road Interests LLC (100%; Sole Member)
 Meade Pipeline Co LLC (10%; Member)
 Redwood Midstream, LLC (10%; Member)
 Redwood Meade Midstream MPC, LLC (100%; Sole Member)
 Meade Pipeline Co LLC (15%; Member)
 River Road Interests LLC (100%; Sole Member)
 Meade Pipeline Co LLC (10%; Member)
 South Texas Midstream Holdings, LLC (100%; Sole Member)
 South Texas Midstream, LLC (100%; Class B Member)
 South Texas Midstream, LLC (100%; Class A Member)
Northern Colorado Wind Energy, LLC (100%; Sole Member)
Palo Duro Wind Portfolio, LLC (100%; Sole Member)
 Palo Duro Wind Project Holdings, LLC (100%; Sole Member)
 Palo Duro Wind Energy, LLC (100%; Sole Member)
 Palo Duro Wind Interconnection Services, LLC (88%; Managing Member)
Shafter Solar Portfolio, LLC (100%; Sole Member)
 Shafter Solar Holdings, LLC (100%; Sole Member)
 Shafter Solar, LLC (100%; Sole Member)
Tusk Wind Holdings III, LLC (100%; Sole Member)
 Granite Reliable Power, LLC (100%; Sole Member)
NextEra Energy Operating Partners, LP (51.475%; Limited Partner)
NextEra Energy US Partners Holdings, LLC (100%; Sole Member)
 GR Bage (NEP), LLC (100%; Sole Member)
 Genesis Purchaser Holdings, LLC (100%; Sole Member)
 Genesis Purchaser, LLC (100%; Sole Member)
 Genesis Solar Funding Holdings, LLC (100%; Sole Member)
 Genesis Solar Funding, LLC (100%; Sole Member)
 Genesis Solar Holdings, LLC (100%; Class A Tax Equity Member)
 Elk City Wind, LLC (100%; Sole Member)
 Genesis Solar, LLC (100%; Sole Member)
 NextEra Desert Center Blythe, LLC (50%; Member)
 Golden Plains Class A Holdings, LLC (100%; Sole Member)
 Golden Plains, LLC (100%; Class A Member)
 Baldwin Wind Energy, LLC (100%; Sole Member)
 Northern Colorado Wind Energy Center II, LLC (100%; Sole Member)

Northern Colorado Interconnect, LLC (12.9%; Member)
 Northern Colorado Wind Energy Center, LLC (100%; Sole Member)
 Northern Colorado Interconnect, LLC (87.1%; Managing Member)
 Wilmot Energy Center, LLC (100%; Sole Member)
 Pine Brooke Class A Holdings, LLC (40%; Member)
 Pine Brooke, LLC (100%; Class A Tax Equity Member)
 Blue Summit III Wind, LLC (100%; Sole Member)
 Blue Summit Interconnection, LLC (25%; Member)
 Harmony Florida Solar, LLC (100%; Sole Member)
 Ponderosa Wind, LLC (100%; Sole Member)
 Saint Solar, LLC (100%; Sole Member)
 Sanford Airport Solar, LLC (100%; Sole Member)
 Soldier Creek Wind, LLC (100%; Sole Member)
 Taylor Creek Solar, LLC (100%; Sole Member)
 NextEra Energy Partners Acquisitions, LLC (100%; Sole Member)
 Baldwin Wind, LLC (100%; Sole Member)
 Bayhawk Wind Portfolio, LLC (100%; Sole Member)
 Bayhawk Wind Holdings, LLC (100%; Sole Member)
 Bayhawk Wind, LLC (100%; Class A Member)
 Cedar Bluff Wind, LLC (100%; Sole Member)
 Golden Hills Wind, LLC (100%; Sole Member)
 Golden Hills Interconnection, LLC (67.6%; Managing Member)
 Coram Portfolio II, LLC (100%; Sole Member)
 Tusk Wind Holdings V, LLC (100%; Sole Member)
 RET Coram Tehachapi Wind GP, LLC (100%; Sole Member)
 Coram California Development, L.P. (0.01%; General Partner)
 RET Tehachapi Wind Development, LLC (100%; Sole Member)
 Coram California Development, L.P. (99.99%; Limited Partner)
 Coram Portfolio, LLC (100%; Sole Member)
 Tusk Wind Holdings IV, LLC (100%; Sole Member)
 Coram Energy LLC (100%; Sole Member)
 Coram Tehachapi, LLC (100%; Sole Member)
 HW CA Holdings, LLC (100%; Member)
 High Winds, LLC (100%; Sole Member)
 Javelina Wind Funding, LLC (100%; Sole Member)
 Javelina Wind Energy Holdings, LLC (100%; Sole Member)
 Javelina Wind Energy, LLC (100%; Sole Member)
 Javelina Interconnection, LLC (55%; Managing Member)
 Mammoth Plains Wind Project Holdings, LLC (100%; Sole Member)
 Mammoth Plains Wind Project, LLC (100%; Class A Member)
 Meadowlark Wind, LLC (100%; Sole Member)
 NEP Renewables Holdings II, LLC (100%; Sole Member)
 NEP Renewables II, LLC (100%; Managing Member)
 Ashtabula Wind II, LLC (100%; Sole Member)
 Ashtabula Wind III, LLC (100%; Sole Member)
 FPL Energy Vansycle L.L.C. (100%; Sole Member)
 Garden Wind, LLC (100%; Sole Member)
 Perrin Ranch Wind, LLC (100%; Sole Member)
 Rosmar Portfolio, LLC (100%; Sole Member)
 Rosmar Holdings, LLC (100%; Member)
 Marshall Solar, LLC (100%; Sole Member)
 Roswell Solar, LLC (100%; Sole Member)
 Roswell Solar Holdings, LLC (100%; Sole Member)
 SSSS Holdings, LLC (100%; Sole Member)
 Silver State South Solar, LLC (49.99%; Managing Member)
 Silver State Solar Power South, LLC (100%; Sole Member)
 Tuscola Bay Wind, LLC (100%; Sole Member)

White Oak Energy Holdings, LLC (100%; Sole Member)
 White Oak Energy LLC (100%; Sole Member)
 NEP Renewables Holdings III, LLC (100%; Sole Member)
 NEP Renewables III, LLC (50%; Class B Member)
 Star Moon Holdings, LLC (100%; Class A Member)
 Moonlight Bay Class A Holdings, LLC (100%; Sole Member)
 Moonlight Bay Renewables, LLC (100%; Class A Member)
 Dodge Flat Solar, LLC (100%; Sole Member)
 Elora Solar, LLC (100%; Sole Member)
 Fish Springs Ranch Solar, LLC (100%; Sole Member)
 Little Blue Wind Project, LLC (100%; Sole Member)
 Minco Wind Energy III, LLC (100%; Sole Member)
 Minco IV & V Interconnection, LLC (27.04%; Managing Member)
 White Mesa Wind, LLC (100%; Sole Member)
 Stargrass Class A Holdings, LLC (100%; Sole Member)
 Stargrass, LLC (100%; Class A Member)
 Borderlands Wind, LLC (100%; Sole Member)
 Borderlands Wind Holdings, LLC (100%; Sole Member)
 Cool Springs Solar, LLC (100%; Sole Member)
 Ensign Wind Energy, LLC (100%; Sole Member)
 Hubbard Wind, LLC (100%; Sole Member)
 Irish Creek Wind, LLC (100%; Sole Member)
 Quinebaug Solar, LLC (100%; Sole Member)
 Quitman II Solar, LLC (100%; Sole Member)
 NEP Renewables III, LLC (100%; Class A Member)
 Star Moon Holdings, LLC (100%; Class A Member)
 Moonlight Bay Class A Holdings, LLC (100%; Sole Member)
 Moonlight Bay Renewables, LLC (100%; Class A Member)
 Dodge Flat Solar, LLC (100%; Sole Member)
 Elora Solar, LLC (100%; Sole Member)
 Fish Springs Ranch Solar, LLC (100%; Sole Member)
 Little Blue Wind Project, LLC (100%; Sole Member)
 Minco Wind Energy III, LLC (100%; Sole Member)
 Minco IV & V Interconnection, LLC (27.04%; Managing Member)
 White Mesa Wind, LLC (100%; Sole Member)
 Stargrass Class A Holdings, LLC (100%; Sole Member)
 Stargrass, LLC (100%; Class A Member)
 Borderlands Wind, LLC (100%; Sole Member)
 Borderlands Wind Holdings, LLC (100%; Sole Member)
 Cool Springs Solar, LLC (100%; Sole Member)
 Ensign Wind Energy, LLC (100%; Sole Member)
 Hubbard Wind, LLC (100%; Sole Member)
 Irish Creek Wind, LLC (100%; Sole Member)
 Quinebaug Solar, LLC (100%; Sole Member)
 Quitman II Solar, LLC (100%; Sole Member)
 NEP Renewables Holdings IV, LLC (100%; Sole Member)
 NEP Renewables IV, LLC (100%; Class A Member)
 Alta Wind Portfolio, LLC (100%; Sole Member)
 Tusk Wind Holdings, LLC (100%; Sole Member)
 Alta Wind VIII, LLC (100%; Sole Member)
 Dogwood Wind Holdings, LLC (100%; Sole Member)
 Dogwood Wind, LLC (100%; Class A Tax Equity Member)
 Oliver Wind III, LLC (100%; Sole Member)
 Osborn Wind Energy, LLC (100%; Sole Member)
 Elk City Sholes Holdings, LLC (100%; Sole Member)
 Elk City II Wind Funding, LLC (100%; Sole Member)
 Southwest Wind, LLC (100%; Class A Tax Equity Member)

Elk City Renewables II, LLC (100%; Sole Member)
 Sholes Wind Funding, LLC (100%; Sole Member)
 Sholes Wind Class A Holdings, LLC (100%; Sole Member)
 Sholes Wind, LLC (100%; Class A Member)
 Emerald Breeze Holdings, LLC (100%; Class A Member)
 Emerald Breeze Class A Holdings, LLC (100%; Sole Member)
 Emerald Breeze, LLC (100%; Class A Member)
 Appaloosa Run Wind, LLC (100%; Sole Member)
 Eight Point Wind, LLC (100%; Sole Member)
 Great Prairie Wind, LLC (100%; Sole Member)
 Yellow Pine Solar, LLC (100%; Sole Member)
 Yellow Pine Solar Interconnect, LLC (50%; Managing Member)
 Golden West Wind Holdings, LLC (100%; Sole Member)
 Golden West Power Partners, LLC (100%; Class A Tax Equity Member)
 Nokota Wind Holdings, LLC (100%; Sole Member)
 Nokota Wind, LLC (100%; Class A Tax Equity Member)
 Brady Wind II, LLC (100%; Sole Member)
 Brady Interconnection, LLC (50%; Member)
 Brady Wind, LLC (100%; Sole Member)
 Brady Interconnection, LLC (50%; Managing Member)
 Sac County Wind Holdings, LLC (100%; Sole Member)
 Sac County Wind Class A Holdings, LLC (100%; Class A Member)
 Sac County Wind, LLC (100%; Class A Member)
 NEP Renewables IV, LLC (31.2%; Class B Member)
 Alta Wind Portfolio, LLC (100%; Sole Member)
 Tusk Wind Holdings, LLC (100%; Sole Member)
 Alta Wind VIII, LLC (100%; Sole Member)
 Dogwood Wind Holdings, LLC (100%; Sole Member)
 Dogwood Wind, LLC (100%; Class A Tax Equity Member)
 Oliver Wind III, LLC (100%; Sole Member)
 Osborn Wind Energy, LLC (100%; Sole Member)
 Elk City Sholes Holdings, LLC (100%; Sole Member)
 Elk City II Wind Funding, LLC (100%; Sole Member)
 Southwest Wind, LLC (100%; Class A Tax Equity Member)
 Elk City Renewables II, LLC (100%; Sole Member)
 Sholes Wind Funding, LLC (100%; Sole Member)
 Sholes Wind Class A Holdings, LLC (100%; Sole Member)
 Sholes Wind, LLC (100%; Class A Member)
 Emerald Breeze Holdings, LLC (100%; Class A Member)
 Emerald Breeze Class A Holdings, LLC (100%; Sole Member)
 Emerald Breeze, LLC (100%; Class A Member)
 Appaloosa Run Wind, LLC (100%; Sole Member)
 Eight Point Wind, LLC (100%; Sole Member)
 Great Prairie Wind, LLC (100%; Sole Member)
 Yellow Pine Solar, LLC (100%; Sole Member)
 Yellow Pine Solar Interconnect, LLC (50%; Managing Member)
 Golden West Wind Holdings, LLC (100%; Sole Member)
 Golden West Power Partners, LLC (100%; Class A Tax Equity Member)
 Nokota Wind Holdings, LLC (100%; Sole Member)
 Nokota Wind, LLC (100%; Class A Tax Equity Member)
 Brady Wind II, LLC (100%; Sole Member)
 Brady Interconnection, LLC (50%; Member)
 Brady Wind, LLC (100%; Sole Member)
 Brady Interconnection, LLC (50%; Managing Member)
 Sac County Wind Holdings, LLC (100%; Sole Member)
 Sac County Wind Class A Holdings, LLC (100%; Class A Member)
 Sac County Wind, LLC (100%; Class A Member)

NEP Renewables Holdings, LLC (100%; Sole Member)
NEP Renewables, LLC (100%; Sole Member)
Breckinridge Wind Class A Holdings, LLC (100%; Sole Member)
Breckinridge Wind Project, LLC (100%; Class A Tax Equity Member)
Carousel Wind Holdings, LLC (100%; Sole Member)
Carousel Wind Farm, LLC (100%; Class A Tax Equity Member)
Monarch Wind Holdings, LLC (100%; Sole Member)
Monarch Wind, LLC (100%; Class A Tax Equity Member)
Javelina Wind Holdings II, LLC (100%; Sole Member)
Javelina Wind Energy II, LLC (100%; Sole Member)
Javelina Interconnection, LLC (45%; Member)
Rush Springs Wind Energy, LLC (100%; Sole Member)
Mountain View Solar Holdings, LLC (100%; Sole Member)
Mountain View Solar, LLC (100%; Sole Member)
Pacific Plains Wind Class A Holdings, LLC (100%; Sole Member)
Pacific Plains Wind, LLC (100%; Class A Tax Equity Member)
Cottonwood Wind Project Holdings, LLC (100%; Sole Member)
Cottonwood Wind Project, LLC (100%; Sole Member)
Golden Hills North Wind, LLC (100%; Sole Member)
Golden Hills Interconnection, LLC (32.4%; Member)
NextEra Energy Bluff Point, LLC (100%; Sole Member)
NextEra Desert Sunlight Holdings, LLC (99.8%; Member)
Desert Sunlight Investment Holdings, LLC (50%; Managing Member)
Desert Sunlight Holdings, LLC (100%; Sole Member)
Desert Sunlight 250, LLC (100%; Sole Member)
Desert Sunlight 300, LLC (100%; Sole Member)
Nutmeg Solar Holdings, LLC (33.3%; Member)
Nutmeg Solar, LLC (100%; Sole Member)
Palomino Wind Holdings, LLC (100%; Sole Member)
Palomino Wind, LLC (100%; Class A Tax Equity Member)
Kingman Wind Energy I, LLC (100%; Sole Member)
Kingman Wind Energy II, LLC (100%; Sole Member)
Prairie View Wind Holdings, LLC (100%; Sole Member)
Ninnescah Wind Energy LLC (100%; Sole Member)
Seiling Wind Investments, LLC (100%; Sole Member)
Seiling Wind Holdings, LLC (100%; Sole Member)
Seiling Wind Portfolio, LLC (100%; Class A Tax Equity Member)
Seiling Wind II, LLC (100%; Sole Member)
Seiling Wind Interconnection Services, LLC (33%; Member)
Seiling Wind, LLC (100%; Sole Member)
Seiling Wind Interconnection Services, LLC (67%; Managing Member)
Shaw Creek Solar Holdings, LLC (33.3%; Member)
Shaw Creek Solar, LLC (100%; Sole Member)
Solar Holdings Portfolio 12, LLC (100%; Class C Member)
DG Portfolio 2019 Holdings, LLC (100%; Sole Member)
DG Portfolio 2019, LLC (100%; Sole Member)
DG Amaze, LLC (100%; Sole Member)
DG California Solar, LLC (100%; Sole Member)
DG Colorado Solar, LLC (100%; Sole Member)
DG LF Solar, LLC (100%; Sole Member)
DG Minnesota CSG 1, LLC (100%; Sole Member)
DG Minnesota CSG, LLC (100%; Sole Member)
DG New Jersey Solar, LLC (100%; Sole Member)
DG New York Solar, LLC (100%; Sole Member)
DG Northeast Solar, LLC (100%; Sole Member)
DG SUNY Solar 1, LLC (100%; Sole Member)
DG Southwest Solar Portfolio 2019, LLC (100%; Sole Member)

DG Waipio, LLC (100%; Sole Member)
 Pacific Energy Solutions LLC (100%; Sole Member)
 HL Solar LLC (100%; Sole Member)
 W2 Solar Holdings, LLC (100%; Sole Member)
 Sierra Solar Funding, LLC (100%; Sole Member)
 Sierra Solar Holdings, LLC (100%; Sole Member)
 Westside Solar, LLC (100%; Sole Member)
 Whitney Point Solar, LLC (100%; Sole Member)
 Southwest Solar Holdings, LLC (100%; Member)
 Hatch Solar Energy Center I LLC (100%; Sole Member)
 Sunlight Renewables Holdings, LLC (100%; Class A Member)
 Sunlight Renewables Class A Holdings, LLC (100%; Sole Member)
 Sunlight Renewables, LLC (100%; Class A Member)
 Sunlight Storage, LLC (100%; Sole Member)
 VMCLR Holdings, LLC (100%; Sole Member)
 Indigo Plains Solar Class B Holdings, LLC (100%; Sole Member)
 Indigo Plains Solar, LLC (100%; Class B Tax Equity Member)
 Chaves County Solar, LLC (100%; Sole Member)
 Chaves County Solar Holdings, LLC (100%; Sole Member)
 Live Oak Solar, LLC (100%; Sole Member)
 River Bend Solar, LLC (100%; Sole Member)
 Indigo Plains Solar Funding, LLC (100%; Sole Member)
 Indigo Plains Solar Holdings, LLC (100%; Sole Member)
 Indigo Plains Solar, LLC (100%; Class A Tax Equity Member)
 Chaves County Solar, LLC (100%; Sole Member)
 Chaves County Solar Holdings, LLC (100%; Sole Member)
 Live Oak Solar, LLC (100%; Sole Member)
 River Bend Solar, LLC (100%; Sole Member)
 Whiptail-Montezuma Funding, LLC (100%; Sole Member)
 Whiptail-Montezuma Holdings, LLC (100%; Sole Member)
 Montezuma Wind Holdings II, LLC (100%; Sole Member)
 NextEra Energy Montezuma II Wind, LLC (100%; Sole Member)
 Southwest Wind Class A Holdings, LLC (100%; Class A Member)
 Whiptail Wind, LLC (100%; Class A Tax Equity Member)
 Casa Mesa Wind, LLC (100%; Sole Member)
 Casa Mesa Wind Investments, LLC (100%; Sole Member)
 Langdon Renewables, LLC (100%; Sole Member)
 New Mexico Wind, LLC (100%; Sole Member)
 Pacific Power Investments, LLC (100%; Sole Member)
 Southwest Wind Class A Holdings, LLC (100%; Class B Member)
 Whiptail Wind, LLC (100%; Class A Tax Equity Member)
 Casa Mesa Wind, LLC (100%; Sole Member)
 Casa Mesa Wind Investments, LLC (100%; Sole Member)
 Langdon Renewables, LLC (100%; Sole Member)
 New Mexico Wind, LLC (100%; Sole Member)
 Pacific Power Investments, LLC (100%; Sole Member)
 Windstar Portfolio, LLC (100%; Sole Member)
 Tusk Wind Holdings II, LLC (100%; Sole Member)
 Windstar Energy, LLC (100%; Sole Member)
 NextEra Energy Partners Constructors, LLC (100%; Sole Member)
 NextEra Energy Partners Solar Acquisitions, LLC (100%; Sole Member)
 Adelanto CA II, LLC (100%; Sole Member)
 Adelanto Solar Funding, LLC (50.01%; Member)
 Adelanto Solar Holdings, LLC (100%; Sole Member)
 Adelanto Solar II, LLC (100%; Sole Member)
 Adelanto Solar, LLC (100%; Sole Member)
 McCoy CA II, LLC (100%; Sole Member)

McCoy Solar Holdings, LLC (50.01%; Member)
 McCoy Solar Funding, LLC (100%; Sole Member)
 McCoy Solar, LLC (100%; Sole Member)
 NextEra Desert Center Blythe, LLC (50%; Member)
 NextEra Energy Partners Ventures, LLC (100%; Sole Member)
 NET Holdings Management, LLC (100%; Sole Member)
 NextEra Energy Partners Pipelines Holdings, LLC (100%; Sole Member)
 NextEra Energy Partners Pipelines, LLC (100%; Managing Member)
 Meade Pipeline Investment Holdings, LLC (100%; Sole Member)
 Meade Pipeline Investment, LLC (100%; Sole Member)
 Meade Pipeline Co LLC (75%; Managing Member)
 Redwood Meade Pipeline, LLC (100%; Sole Member)
 Redwood Midstream, LLC (90%; Managing Member)
 Redwood Meade Midstream MPC, LLC (100%; Sole Member)
 Meade Pipeline Co LLC (15%; Member)
 River Road Interests LLC (100%; Sole Member)
 Meade Pipeline Co LLC (10%; Member)
 Redwood Midstream, LLC (10%; Member)
 Redwood Meade Midstream MPC, LLC (100%; Sole Member)
 Meade Pipeline Co LLC (15%; Member)
 River Road Interests LLC (100%; Sole Member)
 Meade Pipeline Co LLC (10%; Member)
 South Texas Midstream Holdings, LLC (100%; Sole Member)
 South Texas Midstream, LLC (100%; Class B Member)
 South Texas Midstream, LLC (100%; Class A Member)
 Northern Colorado Wind Energy, LLC (100%; Sole Member)
 Palo Duro Wind Portfolio, LLC (100%; Sole Member)
 Palo Duro Wind Project Holdings, LLC (100%; Sole Member)
 Palo Duro Wind Energy, LLC (100%; Sole Member)
 Palo Duro Wind Interconnection Services, LLC (88%; Managing Member)
 Shafter Solar Portfolio, LLC (100%; Sole Member)
 Shafter Solar Holdings, LLC (100%; Sole Member)
 Shafter Solar, LLC (100%; Sole Member)
 Tusk Wind Holdings III, LLC (100%; Sole Member)
 Granite Reliable Power, LLC (100%; Sole Member)
 NextEra Energy Partners, LP (51.4751%; Limited Partner)
 NextEra Energy Operating Partners GP, LLC (100%; Sole Member)
 NextEra Energy Operating Partners, LP (100%; General Partner)
 NextEra Energy US Partners Holdings, LLC (100%; Sole Member)
 GR Bage (NEP), LLC (100%; Sole Member)
 Genesis Purchaser Holdings, LLC (100%; Sole Member)
 Genesis Purchaser, LLC (100%; Sole Member)
 Genesis Solar Funding Holdings, LLC (100%; Sole Member)
 Genesis Solar Funding, LLC (100%; Sole Member)
 Genesis Solar Holdings, LLC (100%; Class A Tax Equity Member)
 Elk City Wind, LLC (100%; Sole Member)
 Genesis Solar, LLC (100%; Sole Member)
 NextEra Desert Center Blythe, LLC (50%; Member)
 Golden Plains Class A Holdings, LLC (100%; Sole Member)
 Golden Plains, LLC (100%; Class A Member)
 Baldwin Wind Energy, LLC (100%; Sole Member)
 Northern Colorado Wind Energy Center II, LLC (100%; Sole Member)
 Northern Colorado Interconnect, LLC (12.9%; Member)
 Northern Colorado Wind Energy Center, LLC (100%; Sole Member)
 Northern Colorado Interconnect, LLC (87.1%; Managing Member)
 Wilmot Energy Center, LLC (100%; Sole Member)

Pine Brooke Class A Holdings, LLC (40%; Member)
 Pine Brooke, LLC (100%; Class A Tax Equity Member)
 Blue Summit III Wind, LLC (100%; Sole Member)
 Blue Summit Interconnection, LLC (25%; Member)
 Harmony Florida Solar, LLC (100%; Sole Member)
 Ponderosa Wind, LLC (100%; Sole Member)
 Saint Solar, LLC (100%; Sole Member)
 Sanford Airport Solar, LLC (100%; Sole Member)
 Soldier Creek Wind, LLC (100%; Sole Member)
 Taylor Creek Solar, LLC (100%; Sole Member)
 NextEra Energy Partners Acquisitions, LLC (100%; Sole Member)
 Baldwin Wind, LLC (100%; Sole Member)
 Bayhawk Wind Portfolio, LLC (100%; Sole Member)
 Bayhawk Wind Holdings, LLC (100%; Sole Member)
 Bayhawk Wind, LLC (100%; Class A Member)
 Cedar Bluff Wind, LLC (100%; Sole Member)
 Golden Hills Wind, LLC (100%; Sole Member)
 Golden Hills Interconnection, LLC (67.6%; Managing Member)
 Coram Portfolio II, LLC (100%; Sole Member)
 Tusk Wind Holdings V, LLC (100%; Sole Member)
 RET Coram Tehachapi Wind GP, LLC (100%; Sole Member)
 Coram California Development, L.P. (0.01%; General Partner)
 RET Tehachapi Wind Development, LLC (100%; Sole Member)
 Coram California Development, L.P. (99.99%; Limited Partner)
 Coram Portfolio, LLC (100%; Sole Member)
 Tusk Wind Holdings IV, LLC (100%; Sole Member)
 Coram Energy LLC (100%; Sole Member)
 Coram Tehachapi, LLC (100%; Sole Member)
 HW CA Holdings, LLC (100%; Member)
 High Winds, LLC (100%; Sole Member)
 Javelina Wind Funding, LLC (100%; Sole Member)
 Javelina Wind Energy Holdings, LLC (100%; Sole Member)
 Javelina Wind Energy, LLC (100%; Sole Member)
 Javelina Interconnection, LLC (55%; Managing Member)
 Mammoth Plains Wind Project Holdings, LLC (100%; Sole Member)
 Mammoth Plains Wind Project, LLC (100%; Class A Member)
 Meadowlark Wind, LLC (100%; Sole Member)
 NEP Renewables Holdings II, LLC (100%; Sole Member)
 NEP Renewables II, LLC (100%; Managing Member)
 Ashtabula Wind II, LLC (100%; Sole Member)
 Ashtabula Wind III, LLC (100%; Sole Member)
 FPL Energy Vansycle L.L.C. (100%; Sole Member)
 Garden Wind, LLC (100%; Sole Member)
 Perrin Ranch Wind, LLC (100%; Sole Member)
 Rosmar Portfolio, LLC (100%; Sole Member)
 Rosmar Holdings, LLC (100%; Member)
 Marshall Solar, LLC (100%; Sole Member)
 Roswell Solar, LLC (100%; Sole Member)
 Roswell Solar Holdings, LLC (100%; Sole Member)
 SSSS Holdings, LLC (100%; Sole Member)
 Silver State South Solar, LLC (49.99%; Managing Member)
 Silver State Solar Power South, LLC (100%; Sole Member)
 Tuscola Bay Wind, LLC (100%; Sole Member)
 White Oak Energy Holdings, LLC (100%; Sole Member)
 White Oak Energy LLC (100%; Sole Member)
 NEP Renewables Holdings III, LLC (100%; Sole Member)
 NEP Renewables III, LLC (50%; Class B Member)

Star Moon Holdings, LLC (100%; Class A Member)
Moonlight Bay Class A Holdings, LLC (100%; Sole Member)
Moonlight Bay Renewables, LLC (100%; Class A Member)
Dodge Flat Solar, LLC (100%; Sole Member)
Elora Solar, LLC (100%; Sole Member)
Fish Springs Ranch Solar, LLC (100%; Sole Member)
Little Blue Wind Project, LLC (100%; Sole Member)
Minco Wind Energy III, LLC (100%; Sole Member)
Minco IV & V Interconnection, LLC (27.04%; Managing Member)
White Mesa Wind, LLC (100%; Sole Member)
Stargrass Class A Holdings, LLC (100%; Sole Member)
Stargrass, LLC (100%; Class A Member)
Borderlands Wind, LLC (100%; Sole Member)
Borderlands Wind Holdings, LLC (100%; Sole Member)
Cool Springs Solar, LLC (100%; Sole Member)
Ensign Wind Energy, LLC (100%; Sole Member)
Hubbard Wind, LLC (100%; Sole Member)
Irish Creek Wind, LLC (100%; Sole Member)
Quinebaug Solar, LLC (100%; Sole Member)
Quitman II Solar, LLC (100%; Sole Member)
NEP Renewables III, LLC (100%; Class A Member)
Star Moon Holdings, LLC (100%; Class A Member)
Moonlight Bay Class A Holdings, LLC (100%; Sole Member)
Moonlight Bay Renewables, LLC (100%; Class A Member)
Dodge Flat Solar, LLC (100%; Sole Member)
Elora Solar, LLC (100%; Sole Member)
Fish Springs Ranch Solar, LLC (100%; Sole Member)
Little Blue Wind Project, LLC (100%; Sole Member)
Minco Wind Energy III, LLC (100%; Sole Member)
Minco IV & V Interconnection, LLC (27.04%; Managing Member)
White Mesa Wind, LLC (100%; Sole Member)
Stargrass Class A Holdings, LLC (100%; Sole Member)
Stargrass, LLC (100%; Class A Member)
Borderlands Wind, LLC (100%; Sole Member)
Borderlands Wind Holdings, LLC (100%; Sole Member)
Cool Springs Solar, LLC (100%; Sole Member)
Ensign Wind Energy, LLC (100%; Sole Member)
Hubbard Wind, LLC (100%; Sole Member)
Irish Creek Wind, LLC (100%; Sole Member)
Quinebaug Solar, LLC (100%; Sole Member)
Quitman II Solar, LLC (100%; Sole Member)
NEP Renewables Holdings IV, LLC (100%; Sole Member)
NEP Renewables IV, LLC (100%; Class A Member)
Alta Wind Portfolio, LLC (100%; Sole Member)
Tusk Wind Holdings, LLC (100%; Sole Member)
Alta Wind VIII, LLC (100%; Sole Member)
Dogwood Wind Holdings, LLC (100%; Sole Member)
Dogwood Wind, LLC (100%; Class A Tax Equity Member)
Oliver Wind III, LLC (100%; Sole Member)
Osborn Wind Energy, LLC (100%; Sole Member)
Elk City Sholes Holdings, LLC (100%; Sole Member)
Elk City II Wind Funding, LLC (100%; Sole Member)
Southwest Wind, LLC (100%; Class A Tax Equity Member)
Elk City Renewables II, LLC (100%; Sole Member)
Sholes Wind Funding, LLC (100%; Sole Member)
Sholes Wind Class A Holdings, LLC (100%; Sole Member)
Sholes Wind, LLC (100%; Class A Member)

Emerald Breeze Holdings, LLC (100%; Class A Member)
Emerald Breeze Class A Holdings, LLC (100%; Sole Member)
Emerald Breeze, LLC (100%; Class A Member)
Appaloosa Run Wind, LLC (100%; Sole Member)
Eight Point Wind, LLC (100%; Sole Member)
Great Prairie Wind, LLC (100%; Sole Member)
Yellow Pine Solar, LLC (100%; Sole Member)
Yellow Pine Solar Interconnect, LLC (50%; Managing Member)
Golden West Wind Holdings, LLC (100%; Sole Member)
Golden West Power Partners, LLC (100%; Class A Tax Equity Member)
Nokota Wind Holdings, LLC (100%; Sole Member)
Nokota Wind, LLC (100%; Class A Tax Equity Member)
Brady Wind II, LLC (100%; Sole Member)
Brady Interconnection, LLC (50%; Member)
Brady Wind, LLC (100%; Sole Member)
Brady Interconnection, LLC (50%; Managing Member)
Sac County Wind Holdings, LLC (100%; Sole Member)
Sac County Wind Class A Holdings, LLC (100%; Class A Member)
Sac County Wind, LLC (100%; Class A Member)
NEP Renewables IV, LLC (31.2%; Class B Member)
Alta Wind Portfolio, LLC (100%; Sole Member)
Tusk Wind Holdings, LLC (100%; Sole Member)
Alta Wind VIII, LLC (100%; Sole Member)
Dogwood Wind Holdings, LLC (100%; Sole Member)
Dogwood Wind, LLC (100%; Class A Tax Equity Member)
Oliver Wind III, LLC (100%; Sole Member)
Osborn Wind Energy, LLC (100%; Sole Member)
Elk City Sholes Holdings, LLC (100%; Sole Member)
Elk City II Wind Funding, LLC (100%; Sole Member)
Southwest Wind, LLC (100%; Class A Tax Equity Member)
Elk City Renewables II, LLC (100%; Sole Member)
Sholes Wind Funding, LLC (100%; Sole Member)
Sholes Wind Class A Holdings, LLC (100%; Sole Member)
Sholes Wind, LLC (100%; Class A Member)
Emerald Breeze Holdings, LLC (100%; Class A Member)
Emerald Breeze Class A Holdings, LLC (100%; Sole Member)
Emerald Breeze, LLC (100%; Class A Member)
Appaloosa Run Wind, LLC (100%; Sole Member)
Eight Point Wind, LLC (100%; Sole Member)
Great Prairie Wind, LLC (100%; Sole Member)
Yellow Pine Solar, LLC (100%; Sole Member)
Yellow Pine Solar Interconnect, LLC (50%; Managing Member)
Golden West Wind Holdings, LLC (100%; Sole Member)
Golden West Power Partners, LLC (100%; Class A Tax Equity Member)
Nokota Wind Holdings, LLC (100%; Sole Member)
Nokota Wind, LLC (100%; Class A Tax Equity Member)
Brady Wind II, LLC (100%; Sole Member)
Brady Interconnection, LLC (50%; Member)
Brady Wind, LLC (100%; Sole Member)
Brady Interconnection, LLC (50%; Managing Member)
Sac County Wind Holdings, LLC (100%; Sole Member)
Sac County Wind Class A Holdings, LLC (100%; Class A Member)
Sac County Wind, LLC (100%; Class A Member)
NEP Renewables Holdings, LLC (100%; Sole Member)
NEP Renewables, LLC (100%; Sole Member)
Breckinridge Wind Class A Holdings, LLC (100%; Sole Member)
Breckinridge Wind Project, LLC (100%; Class A Tax Equity Member)

Carousel Wind Holdings, LLC (100%; Sole Member)
Carousel Wind Farm, LLC (100%; Class A Tax Equity Member)
Monarch Wind Holdings, LLC (100%; Sole Member)
Monarch Wind, LLC (100%; Class A Tax Equity Member)
Javelina Wind Holdings II, LLC (100%; Sole Member)
Javelina Wind Energy II, LLC (100%; Sole Member)
Javelina Interconnection, LLC (45%; Member)
Rush Springs Wind Energy, LLC (100%; Sole Member)
Mountain View Solar Holdings, LLC (100%; Sole Member)
Mountain View Solar, LLC (100%; Sole Member)
Pacific Plains Wind Class A Holdings, LLC (100%; Sole Member)
Pacific Plains Wind, LLC (100%; Class A Tax Equity Member)
Cottonwood Wind Project Holdings, LLC (100%; Sole Member)
Cottonwood Wind Project, LLC (100%; Sole Member)
Golden Hills North Wind, LLC (100%; Sole Member)
Golden Hills Interconnection, LLC (32.4%; Member)
NextEra Energy Bluff Point, LLC (100%; Sole Member)
NextEra Desert Sunlight Holdings, LLC (99.8%; Member)
Desert Sunlight Investment Holdings, LLC (50%; Managing Member)
Desert Sunlight Holdings, LLC (100%; Sole Member)
Desert Sunlight 250, LLC (100%; Sole Member)
Desert Sunlight 300, LLC (100%; Sole Member)
Nutmeg Solar Holdings, LLC (33.3%; Member)
Nutmeg Solar, LLC (100%; Sole Member)
Palomino Wind Holdings, LLC (100%; Sole Member)
Palomino Wind, LLC (100%; Class A Tax Equity Member)
Kingman Wind Energy I, LLC (100%; Sole Member)
Kingman Wind Energy II, LLC (100%; Sole Member)
Prairie View Wind Holdings, LLC (100%; Sole Member)
Ninnescah Wind Energy LLC (100%; Sole Member)
Seiling Wind Investments, LLC (100%; Sole Member)
Seiling Wind Holdings, LLC (100%; Sole Member)
Seiling Wind Portfolio, LLC (100%; Class A Tax Equity Member)
Seiling Wind II, LLC (100%; Sole Member)
Seiling Wind Interconnection Services, LLC (33%; Member)
Seiling Wind, LLC (100%; Sole Member)
Seiling Wind Interconnection Services, LLC (67%; Managing Member)
Shaw Creek Solar Holdings, LLC (33.3%; Member)
Shaw Creek Solar, LLC (100%; Sole Member)
Solar Holdings Portfolio 12, LLC (100%; Class C Member)
DG Portfolio 2019 Holdings, LLC (100%; Sole Member)
DG Portfolio 2019, LLC (100%; Sole Member)
DG Amaze, LLC (100%; Sole Member)
DG California Solar, LLC (100%; Sole Member)
DG Colorado Solar, LLC (100%; Sole Member)
DG LF Solar, LLC (100%; Sole Member)
DG Minnesota CSG 1, LLC (100%; Sole Member)
DG Minnesota CSG, LLC (100%; Sole Member)
DG New Jersey Solar, LLC (100%; Sole Member)
DG New York Solar, LLC (100%; Sole Member)
DG Northeast Solar, LLC (100%; Sole Member)
DG SUNY Solar 1, LLC (100%; Sole Member)
DG Southwest Solar Portfolio 2019, LLC (100%; Sole Member)
DG Waipio, LLC (100%; Sole Member)
Pacific Energy Solutions LLC (100%; Sole Member)
HL Solar LLC (100%; Sole Member)
W2 Solar Holdings, LLC (100%; Sole Member)

Sierra Solar Funding, LLC (100%; Sole Member)
 Sierra Solar Holdings, LLC (100%; Sole Member)
 Westside Solar, LLC (100%; Sole Member)
 Whitney Point Solar, LLC (100%; Sole Member)
 Southwest Solar Holdings, LLC (100%; Member)
 Hatch Solar Energy Center I LLC (100%; Sole Member)
 Sunlight Renewables Holdings, LLC (100%; Class A Member)
 Sunlight Renewables Class A Holdings, LLC (100%; Sole Member)
 Sunlight Renewables, LLC (100%; Class A Member)
 Sunlight Storage, LLC (100%; Sole Member)
 VMCLR Holdings, LLC (100%; Sole Member)
 Indigo Plains Solar Class B Holdings, LLC (100%; Sole Member)
 Indigo Plains Solar, LLC (100%; Class B Tax Equity Member)
 Chaves County Solar, LLC (100%; Sole Member)
 Chaves County Solar Holdings, LLC (100%; Sole Member)
 Live Oak Solar, LLC (100%; Sole Member)
 River Bend Solar, LLC (100%; Sole Member)
 Indigo Plains Solar Funding, LLC (100%; Sole Member)
 Indigo Plains Solar Holdings, LLC (100%; Sole Member)
 Indigo Plains Solar, LLC (100%; Class A Tax Equity Member)
 Chaves County Solar, LLC (100%; Sole Member)
 Chaves County Solar Holdings, LLC (100%; Sole Member)
 Live Oak Solar, LLC (100%; Sole Member)
 River Bend Solar, LLC (100%; Sole Member)
 Whiptail-Montezuma Funding, LLC (100%; Sole Member)
 Whiptail-Montezuma Holdings, LLC (100%; Sole Member)
 Montezuma Wind Holdings II, LLC (100%; Sole Member)
 NextEra Energy Montezuma II Wind, LLC (100%; Sole Member)
 Southwest Wind Class A Holdings, LLC (100%; Class A Member)
 Whiptail Wind, LLC (100%; Class A Tax Equity Member)
 Casa Mesa Wind, LLC (100%; Sole Member)
 Casa Mesa Wind Investments, LLC (100%; Sole Member)
 Langdon Renewables, LLC (100%; Sole Member)
 New Mexico Wind, LLC (100%; Sole Member)
 Pacific Power Investments, LLC (100%; Sole Member)
 Southwest Wind Class A Holdings, LLC (100%; Class B Member)
 Whiptail Wind, LLC (100%; Class A Tax Equity Member)
 Casa Mesa Wind, LLC (100%; Sole Member)
 Casa Mesa Wind Investments, LLC (100%; Sole Member)
 Langdon Renewables, LLC (100%; Sole Member)
 New Mexico Wind, LLC (100%; Sole Member)
 Pacific Power Investments, LLC (100%; Sole Member)
 Windstar Portfolio, LLC (100%; Sole Member)
 Tusk Wind Holdings II, LLC (100%; Sole Member)
 Windstar Energy, LLC (100%; Sole Member)
 NextEra Energy Partners Constructors, LLC (100%; Sole Member)
 NextEra Energy Partners Solar Acquisitions, LLC (100%; Sole Member)
 Adelanto CA II, LLC (100%; Sole Member)
 Adelanto Solar Funding, LLC (50.01%; Member)
 Adelanto Solar Holdings, LLC (100%; Sole Member)
 Adelanto Solar II, LLC (100%; Sole Member)
 Adelanto Solar, LLC (100%; Sole Member)
 McCoy CA II, LLC (100%; Sole Member)
 McCoy Solar Holdings, LLC (50.01%; Member)
 McCoy Solar Funding, LLC (100%; Sole Member)
 McCoy Solar, LLC (100%; Sole Member)
 NextEra Desert Center Blythe, LLC (50%; Member)

NextEra Energy Partners Ventures, LLC (100%; Sole Member)
NET Holdings Management, LLC (100%; Sole Member)
NextEra Energy Partners Pipelines Holdings, LLC (100%; Sole Member)
NextEra Energy Partners Pipelines, LLC (100%; Managing Member)
Meade Pipeline Investment Holdings, LLC (100%; Sole Member)
Meade Pipeline Investment, LLC (100%; Sole Member)
Meade Pipeline Co LLC (75%; Managing Member)
Redwood Meade Pipeline, LLC (100%; Sole Member)
Redwood Midstream, LLC (90%; Managing Member)
Redwood Meade Midstream MPC, LLC (100%; Sole Member)
Meade Pipeline Co LLC (15%; Member)
River Road Interests LLC (100%; Sole Member)
Meade Pipeline Co LLC (10%; Member)
Redwood Midstream, LLC (10%; Member)
Redwood Meade Midstream MPC, LLC (100%; Sole Member)
Meade Pipeline Co LLC (15%; Member)
River Road Interests LLC (100%; Sole Member)
Meade Pipeline Co LLC (10%; Member)
South Texas Midstream Holdings, LLC (100%; Sole Member)
South Texas Midstream, LLC (100%; Class B Member)
South Texas Midstream, LLC (100%; Class A Member)
Northern Colorado Wind Energy, LLC (100%; Sole Member)
Palo Duro Wind Portfolio, LLC (100%; Sole Member)
Palo Duro Wind Project Holdings, LLC (100%; Sole Member)
Palo Duro Wind Energy, LLC (100%; Sole Member)
Palo Duro Wind Interconnection Services, LLC (88%; Managing Member)
Shafter Solar Portfolio, LLC (100%; Sole Member)
Shafter Solar Holdings, LLC (100%; Sole Member)
Shafter Solar, LLC (100%; Sole Member)
Tusk Wind Holdings III, LLC (100%; Sole Member)
Granite Reliable Power, LLC (100%; Sole Member)
NextEra Energy Operating Partners, LP (48.525%; Limited Partner)
NextEra Energy US Partners Holdings, LLC (100%; Sole Member)
GR Bage (NEP), LLC (100%; Sole Member)
Genesis Purchaser Holdings, LLC (100%; Sole Member)
Genesis Purchaser, LLC (100%; Sole Member)
Genesis Solar Funding Holdings, LLC (100%; Sole Member)
Genesis Solar Funding, LLC (100%; Sole Member)
Genesis Solar Holdings, LLC (100%; Class A Tax Equity Member)
Elk City Wind, LLC (100%; Sole Member)
Genesis Solar, LLC (100%; Sole Member)
NextEra Desert Center Blythe, LLC (50%; Member)
Golden Plains Class A Holdings, LLC (100%; Sole Member)
Golden Plains, LLC (100%; Class A Member)
Baldwin Wind Energy, LLC (100%; Sole Member)
Northern Colorado Wind Energy Center II, LLC (100%; Sole Member)
Northern Colorado Interconnect, LLC (12.9%; Member)
Northern Colorado Wind Energy Center, LLC (100%; Sole Member)
Northern Colorado Interconnect, LLC (87.1%; Managing Member)
Wilmot Energy Center, LLC (100%; Sole Member)
Pine Brooke Class A Holdings, LLC (40%; Member)
Pine Brooke, LLC (100%; Class A Tax Equity Member)
Blue Summit III Wind, LLC (100%; Sole Member)
Blue Summit Interconnection, LLC (25%; Member)
Harmony Florida Solar, LLC (100%; Sole Member)
Ponderosa Wind, LLC (100%; Sole Member)

Saint Solar, LLC (100%; Sole Member)
 Sanford Airport Solar, LLC (100%; Sole Member)
 Soldier Creek Wind, LLC (100%; Sole Member)
 Taylor Creek Solar, LLC (100%; Sole Member)
 NextEra Energy Partners Acquisitions, LLC (100%; Sole Member)
 Baldwin Wind, LLC (100%; Sole Member)
 Bayhawk Wind Portfolio, LLC (100%; Sole Member)
 Bayhawk Wind Holdings, LLC (100%; Sole Member)
 Bayhawk Wind, LLC (100%; Class A Member)
 Cedar Bluff Wind, LLC (100%; Sole Member)
 Golden Hills Wind, LLC (100%; Sole Member)
 Golden Hills Interconnection, LLC (67.6%; Managing Member)
 Coram Portfolio II, LLC (100%; Sole Member)
 Tusk Wind Holdings V, LLC (100%; Sole Member)
 RET Coram Tehachapi Wind GP, LLC (100%; Sole Member)
 Coram California Development, L.P. (0.01%; General Partner)
 RET Tehachapi Wind Development, LLC (100%; Sole Member)
 Coram California Development, L.P. (99.99%; Limited Partner)
 Coram Portfolio, LLC (100%; Sole Member)
 Tusk Wind Holdings IV, LLC (100%; Sole Member)
 Coram Energy LLC (100%; Sole Member)
 Coram Tehachapi, LLC (100%; Sole Member)
 HW CA Holdings, LLC (100%; Member)
 High Winds, LLC (100%; Sole Member)
 Javelina Wind Funding, LLC (100%; Sole Member)
 Javelina Wind Energy Holdings, LLC (100%; Sole Member)
 Javelina Wind Energy, LLC (100%; Sole Member)
 Javelina Interconnection, LLC (55%; Managing Member)
 Mammoth Plains Wind Project Holdings, LLC (100%; Sole Member)
 Mammoth Plains Wind Project, LLC (100%; Class A Member)
 Meadowlark Wind, LLC (100%; Sole Member)
 NEP Renewables Holdings II, LLC (100%; Sole Member)
 NEP Renewables II, LLC (100%; Managing Member)
 Ashtabula Wind II, LLC (100%; Sole Member)
 Ashtabula Wind III, LLC (100%; Sole Member)
 FPL Energy Vansycle L.L.C. (100%; Sole Member)
 Garden Wind, LLC (100%; Sole Member)
 Perrin Ranch Wind, LLC (100%; Sole Member)
 Rosmar Portfolio, LLC (100%; Sole Member)
 Rosmar Holdings, LLC (100%; Member)
 Marshall Solar, LLC (100%; Sole Member)
 Roswell Solar, LLC (100%; Sole Member)
 Roswell Solar Holdings, LLC (100%; Sole Member)
 SSSS Holdings, LLC (100%; Sole Member)
 Silver State South Solar, LLC (49.99%; Managing Member)
 Silver State Solar Power South, LLC (100%; Sole Member)
 Tuscola Bay Wind, LLC (100%; Sole Member)
 White Oak Energy Holdings, LLC (100%; Sole Member)
 White Oak Energy LLC (100%; Sole Member)
 NEP Renewables Holdings III, LLC (100%; Sole Member)
 NEP Renewables III, LLC (50%; Class B Member)
 Star Moon Holdings, LLC (100%; Class A Member)
 Moonlight Bay Class A Holdings, LLC (100%; Sole Member)
 Moonlight Bay Renewables, LLC (100%; Class A Member)
 Dodge Flat Solar, LLC (100%; Sole Member)
 Elora Solar, LLC (100%; Sole Member)
 Fish Springs Ranch Solar, LLC (100%; Sole Member)

Little Blue Wind Project, LLC (100%; Sole Member)
 Minco Wind Energy III, LLC (100%; Sole Member)
 Minco IV & V Interconnection, LLC (27.04%; Managing Member)
 White Mesa Wind, LLC (100%; Sole Member)
 Stargrass Class A Holdings, LLC (100%; Sole Member)
 Stargrass, LLC (100%; Class A Member)
 Borderlands Wind, LLC (100%; Sole Member)
 Borderlands Wind Holdings, LLC (100%; Sole Member)
 Cool Springs Solar, LLC (100%; Sole Member)
 Ensign Wind Energy, LLC (100%; Sole Member)
 Hubbard Wind, LLC (100%; Sole Member)
 Irish Creek Wind, LLC (100%; Sole Member)
 Quinebaug Solar, LLC (100%; Sole Member)
 Quitman II Solar, LLC (100%; Sole Member)
 NEP Renewables III, LLC (100%; Class A Member)
 Star Moon Holdings, LLC (100%; Class A Member)
 Moonlight Bay Class A Holdings, LLC (100%; Sole Member)
 Moonlight Bay Renewables, LLC (100%; Class A Member)
 Dodge Flat Solar, LLC (100%; Sole Member)
 Elora Solar, LLC (100%; Sole Member)
 Fish Springs Ranch Solar, LLC (100%; Sole Member)
 Little Blue Wind Project, LLC (100%; Sole Member)
 Minco Wind Energy III, LLC (100%; Sole Member)
 Minco IV & V Interconnection, LLC (27.04%; Managing Member)
 White Mesa Wind, LLC (100%; Sole Member)
 Stargrass Class A Holdings, LLC (100%; Sole Member)
 Stargrass, LLC (100%; Class A Member)
 Borderlands Wind, LLC (100%; Sole Member)
 Borderlands Wind Holdings, LLC (100%; Sole Member)
 Cool Springs Solar, LLC (100%; Sole Member)
 Ensign Wind Energy, LLC (100%; Sole Member)
 Hubbard Wind, LLC (100%; Sole Member)
 Irish Creek Wind, LLC (100%; Sole Member)
 Quinebaug Solar, LLC (100%; Sole Member)
 Quitman II Solar, LLC (100%; Sole Member)
 NEP Renewables Holdings IV, LLC (100%; Sole Member)
 NEP Renewables IV, LLC (100%; Class A Member)
 Alta Wind Portfolio, LLC (100%; Sole Member)
 Tusk Wind Holdings, LLC (100%; Sole Member)
 Alta Wind VIII, LLC (100%; Sole Member)
 Dogwood Wind Holdings, LLC (100%; Sole Member)
 Dogwood Wind, LLC (100%; Class A Tax Equity Member)
 Oliver Wind III, LLC (100%; Sole Member)
 Osborn Wind Energy, LLC (100%; Sole Member)
 Elk City Sholes Holdings, LLC (100%; Sole Member)
 Elk City II Wind Funding, LLC (100%; Sole Member)
 Southwest Wind, LLC (100%; Class A Tax Equity Member)
 Elk City Renewables II, LLC (100%; Sole Member)
 Sholes Wind Funding, LLC (100%; Sole Member)
 Sholes Wind Class A Holdings, LLC (100%; Sole Member)
 Sholes Wind, LLC (100%; Class A Member)
 Emerald Breeze Holdings, LLC (100%; Class A Member)
 Emerald Breeze Class A Holdings, LLC (100%; Sole Member)
 Emerald Breeze, LLC (100%; Class A Member)
 Appaloosa Run Wind, LLC (100%; Sole Member)
 Eight Point Wind, LLC (100%; Sole Member)
 Great Prairie Wind, LLC (100%; Sole Member)

Yellow Pine Solar, LLC (100%; Sole Member)
 Yellow Pine Solar Interconnect, LLC (50%; Managing Member)
 Golden West Wind Holdings, LLC (100%; Sole Member)
 Golden West Power Partners, LLC (100%; Class A Tax Equity Member)
 Nokota Wind Holdings, LLC (100%; Sole Member)
 Nokota Wind, LLC (100%; Class A Tax Equity Member)
 Brady Wind II, LLC (100%; Sole Member)
 Brady Interconnection, LLC (50%; Member)
 Brady Wind, LLC (100%; Sole Member)
 Brady Interconnection, LLC (50%; Managing Member)
 Sac County Wind Holdings, LLC (100%; Sole Member)
 Sac County Wind Class A Holdings, LLC (100%; Class A Member)
 Sac County Wind, LLC (100%; Class A Member)
 NEP Renewables IV, LLC (31.2%; Class B Member)
 Alta Wind Portfolio, LLC (100%; Sole Member)
 Tusk Wind Holdings, LLC (100%; Sole Member)
 Alta Wind VIII, LLC (100%; Sole Member)
 Dogwood Wind Holdings, LLC (100%; Sole Member)
 Dogwood Wind, LLC (100%; Class A Tax Equity Member)
 Oliver Wind III, LLC (100%; Sole Member)
 Osborn Wind Energy, LLC (100%; Sole Member)
 Elk City Sholes Holdings, LLC (100%; Sole Member)
 Elk City II Wind Funding, LLC (100%; Sole Member)
 Southwest Wind, LLC (100%; Class A Tax Equity Member)
 Elk City Renewables II, LLC (100%; Sole Member)
 Sholes Wind Funding, LLC (100%; Sole Member)
 Sholes Wind Class A Holdings, LLC (100%; Sole Member)
 Sholes Wind, LLC (100%; Class A Member)
 Emerald Breeze Holdings, LLC (100%; Class A Member)
 Emerald Breeze Class A Holdings, LLC (100%; Sole Member)
 Emerald Breeze, LLC (100%; Class A Member)
 Appaloosa Run Wind, LLC (100%; Sole Member)
 Eight Point Wind, LLC (100%; Sole Member)
 Great Prairie Wind, LLC (100%; Sole Member)
 Yellow Pine Solar, LLC (100%; Sole Member)
 Yellow Pine Solar Interconnect, LLC (50%; Managing Member)
 Golden West Wind Holdings, LLC (100%; Sole Member)
 Golden West Power Partners, LLC (100%; Class A Tax Equity Member)
 Nokota Wind Holdings, LLC (100%; Sole Member)
 Nokota Wind, LLC (100%; Class A Tax Equity Member)
 Brady Wind II, LLC (100%; Sole Member)
 Brady Interconnection, LLC (50%; Member)
 Brady Wind, LLC (100%; Sole Member)
 Brady Interconnection, LLC (50%; Managing Member)
 Sac County Wind Holdings, LLC (100%; Sole Member)
 Sac County Wind Class A Holdings, LLC (100%; Class A Member)
 Sac County Wind, LLC (100%; Class A Member)
 NEP Renewables Holdings, LLC (100%; Sole Member)
 NEP Renewables, LLC (100%; Sole Member)
 Breckinridge Wind Class A Holdings, LLC (100%; Sole Member)
 Breckinridge Wind Project, LLC (100%; Class A Tax Equity Member)
 Carousel Wind Holdings, LLC (100%; Sole Member)
 Carousel Wind Farm, LLC (100%; Class A Tax Equity Member)
 Monarch Wind Holdings, LLC (100%; Sole Member)
 Monarch Wind, LLC (100%; Class A Tax Equity Member)
 Javelina Wind Holdings II, LLC (100%; Sole Member)
 Javelina Wind Energy II, LLC (100%; Sole Member)

Javelina Interconnection, LLC (45%; Member)
Rush Springs Wind Energy, LLC (100%; Sole Member)
Mountain View Solar Holdings, LLC (100%; Sole Member)
Mountain View Solar, LLC (100%; Sole Member)
Pacific Plains Wind Class A Holdings, LLC (100%; Sole Member)
Pacific Plains Wind, LLC (100%; Class A Tax Equity Member)
Cottonwood Wind Project Holdings, LLC (100%; Sole Member)
Cottonwood Wind Project, LLC (100%; Sole Member)
Golden Hills North Wind, LLC (100%; Sole Member)
Golden Hills Interconnection, LLC (32.4%; Member)
NextEra Energy Bluff Point, LLC (100%; Sole Member)
NextEra Desert Sunlight Holdings, LLC (99.8%; Member)
Desert Sunlight Investment Holdings, LLC (50%; Managing Member)
Desert Sunlight Holdings, LLC (100%; Sole Member)
Desert Sunlight 250, LLC (100%; Sole Member)
Desert Sunlight 300, LLC (100%; Sole Member)
Nutmeg Solar Holdings, LLC (33.3%; Member)
Nutmeg Solar, LLC (100%; Sole Member)
Palomino Wind Holdings, LLC (100%; Sole Member)
Palomino Wind, LLC (100%; Class A Tax Equity Member)
Kingman Wind Energy I, LLC (100%; Sole Member)
Kingman Wind Energy II, LLC (100%; Sole Member)
Prairie View Wind Holdings, LLC (100%; Sole Member)
Ninnescah Wind Energy LLC (100%; Sole Member)
Seiling Wind Investments, LLC (100%; Sole Member)
Seiling Wind Holdings, LLC (100%; Sole Member)
Seiling Wind Portfolio, LLC (100%; Class A Tax Equity Member)
Seiling Wind II, LLC (100%; Sole Member)
Seiling Wind Interconnection Services, LLC (33%; Member)
Seiling Wind, LLC (100%; Sole Member)
Seiling Wind Interconnection Services, LLC (67%; Managing Member)
Shaw Creek Solar Holdings, LLC (33.3%; Member)
Shaw Creek Solar, LLC (100%; Sole Member)
Solar Holdings Portfolio 12, LLC (100%; Class C Member)
DG Portfolio 2019 Holdings, LLC (100%; Sole Member)
DG Portfolio 2019, LLC (100%; Sole Member)
DG Amaze, LLC (100%; Sole Member)
DG California Solar, LLC (100%; Sole Member)
DG Colorado Solar, LLC (100%; Sole Member)
DG LF Solar, LLC (100%; Sole Member)
DG Minnesota CSG 1, LLC (100%; Sole Member)
DG Minnesota CSG, LLC (100%; Sole Member)
DG New Jersey Solar, LLC (100%; Sole Member)
DG New York Solar, LLC (100%; Sole Member)
DG Northeast Solar, LLC (100%; Sole Member)
DG SUNY Solar 1, LLC (100%; Sole Member)
DG Southwest Solar Portfolio 2019, LLC (100%; Sole Member)
DG Waipio, LLC (100%; Sole Member)
Pacific Energy Solutions LLC (100%; Sole Member)
HL Solar LLC (100%; Sole Member)
W2 Solar Holdings, LLC (100%; Sole Member)
Sierra Solar Funding, LLC (100%; Sole Member)
Sierra Solar Holdings, LLC (100%; Sole Member)
Westside Solar, LLC (100%; Sole Member)
Whitney Point Solar, LLC (100%; Sole Member)
Southwest Solar Holdings, LLC (100%; Member)
Hatch Solar Energy Center I LLC (100%; Sole Member)

Sunlight Renewables Holdings, LLC (100%; Class A Member)
Sunlight Renewables Class A Holdings, LLC (100%; Sole Member)
Sunlight Renewables, LLC (100%; Class A Member)
Sunlight Storage, LLC (100%; Sole Member)
VMCLR Holdings, LLC (100%; Sole Member)
Indigo Plains Solar Class B Holdings, LLC (100%; Sole Member)
Indigo Plains Solar, LLC (100%; Class B Tax Equity Member)
Chaves County Solar, LLC (100%; Sole Member)
Chaves County Solar Holdings, LLC (100%; Sole Member)
Live Oak Solar, LLC (100%; Sole Member)
River Bend Solar, LLC (100%; Sole Member)
Indigo Plains Solar Funding, LLC (100%; Sole Member)
Indigo Plains Solar Holdings, LLC (100%; Sole Member)
Indigo Plains Solar, LLC (100%; Class A Tax Equity Member)
Chaves County Solar, LLC (100%; Sole Member)
Chaves County Solar Holdings, LLC (100%; Sole Member)
Live Oak Solar, LLC (100%; Sole Member)
River Bend Solar, LLC (100%; Sole Member)
Whiptail-Montezuma Funding, LLC (100%; Sole Member)
Whiptail-Montezuma Holdings, LLC (100%; Sole Member)
Montezuma Wind Holdings II, LLC (100%; Sole Member)
NextEra Energy Montezuma II Wind, LLC (100%; Sole Member)
Southwest Wind Class A Holdings, LLC (100%; Class A Member)
Whiptail Wind, LLC (100%; Class A Tax Equity Member)
Casa Mesa Wind, LLC (100%; Sole Member)
Casa Mesa Wind Investments, LLC (100%; Sole Member)
Langdon Renewables, LLC (100%; Sole Member)
New Mexico Wind, LLC (100%; Sole Member)
Pacific Power Investments, LLC (100%; Sole Member)
Southwest Wind Class A Holdings, LLC (100%; Class B Member)
Whiptail Wind, LLC (100%; Class A Tax Equity Member)
Casa Mesa Wind, LLC (100%; Sole Member)
Casa Mesa Wind Investments, LLC (100%; Sole Member)
Langdon Renewables, LLC (100%; Sole Member)
New Mexico Wind, LLC (100%; Sole Member)
Pacific Power Investments, LLC (100%; Sole Member)
Windstar Portfolio, LLC (100%; Sole Member)
Tusk Wind Holdings II, LLC (100%; Sole Member)
Windstar Energy, LLC (100%; Sole Member)
NextEra Energy Partners Constructors, LLC (100%; Sole Member)
NextEra Energy Partners Solar Acquisitions, LLC (100%; Sole Member)
Adelanto CA II, LLC (100%; Sole Member)
Adelanto Solar Funding, LLC (50.01%; Member)
Adelanto Solar Holdings, LLC (100%; Sole Member)
Adelanto Solar II, LLC (100%; Sole Member)
Adelanto Solar, LLC (100%; Sole Member)
McCoy CA II, LLC (100%; Sole Member)
McCoy Solar Holdings, LLC (50.01%; Member)
McCoy Solar Funding, LLC (100%; Sole Member)
McCoy Solar, LLC (100%; Sole Member)
NextEra Desert Center Blythe, LLC (50%; Member)
NextEra Energy Partners Ventures, LLC (100%; Sole Member)
NET Holdings Management, LLC (100%; Sole Member)
NextEra Energy Partners Pipelines Holdings, LLC (100%; Sole Member)
NextEra Energy Partners Pipelines, LLC (100%; Managing Member)
Meade Pipeline Investment Holdings, LLC (100%; Sole Member)
Meade Pipeline Investment, LLC (100%; Sole Member)

Meade Pipeline Co LLC (75%; Managing Member)
 Redwood Meade Pipeline, LLC (100%; Sole Member)
 Redwood Midstream, LLC (90%; Managing Member)
 Redwood Meade Midstream MPC, LLC (100%; Sole Member)
 Meade Pipeline Co LLC (15%; Member)
 River Road Interests LLC (100%; Sole Member)
 Meade Pipeline Co LLC (10%; Member)
 Redwood Midstream, LLC (10%; Member)
 Redwood Meade Midstream MPC, LLC (100%; Sole Member)
 Meade Pipeline Co LLC (15%; Member)
 River Road Interests LLC (100%; Sole Member)
 Meade Pipeline Co LLC (10%; Member)
 South Texas Midstream Holdings, LLC (100%; Sole Member)
 South Texas Midstream, LLC (100%; Class B Member)
 South Texas Midstream, LLC (100%; Class A Member)
 Northern Colorado Wind Energy, LLC (100%; Sole Member)
 Palo Duro Wind Portfolio, LLC (100%; Sole Member)
 Palo Duro Wind Project Holdings, LLC (100%; Sole Member)
 Palo Duro Wind Energy, LLC (100%; Sole Member)
 Palo Duro Wind Interconnection Services, LLC (88%; Managing Member)
 Shafter Solar Portfolio, LLC (100%; Sole Member)
 Shafter Solar Holdings, LLC (100%; Sole Member)
 Shafter Solar, LLC (100%; Sole Member)
 Tusk Wind Holdings III, LLC (100%; Sole Member)
 Granite Reliable Power, LLC (100%; Sole Member)
 NextEra Energy Equity Partners, LP (100%; Limited Partner)
 NextEra Energy Operating Partners, LP (100%; Limited Partner)
 NextEra Energy US Partners Holdings, LLC (100%; Sole Member)
 GR Bage (NEP), LLC (100%; Sole Member)
 Genesis Purchaser Holdings, LLC (100%; Sole Member)
 Genesis Purchaser, LLC (100%; Sole Member)
 Genesis Solar Funding Holdings, LLC (100%; Sole Member)
 Genesis Solar Funding, LLC (100%; Sole Member)
 Genesis Solar Holdings, LLC (100%; Class A Tax Equity Member)
 Elk City Wind, LLC (100%; Sole Member)
 Genesis Solar, LLC (100%; Sole Member)
 NextEra Desert Center Blythe, LLC (50%; Member)
 Golden Plains Class A Holdings, LLC (100%; Sole Member)
 Golden Plains, LLC (100%; Class A Member)
 Baldwin Wind Energy, LLC (100%; Sole Member)
 Northern Colorado Wind Energy Center II, LLC (100%; Sole Member)
 Northern Colorado Interconnect, LLC (12.9%; Member)
 Northern Colorado Wind Energy Center, LLC (100%; Sole Member)
 Northern Colorado Interconnect, LLC (87.1%; Managing Member)
 Wilmot Energy Center, LLC (100%; Sole Member)
 Pine Brooke Class A Holdings, LLC (40%; Member)
 Pine Brooke, LLC (100%; Class A Tax Equity Member)
 Blue Summit III Wind, LLC (100%; Sole Member)
 Blue Summit Interconnection, LLC (25%; Member)
 Harmony Florida Solar, LLC (100%; Sole Member)
 Ponderosa Wind, LLC (100%; Sole Member)
 Saint Solar, LLC (100%; Sole Member)
 Sanford Airport Solar, LLC (100%; Sole Member)
 Soldier Creek Wind, LLC (100%; Sole Member)
 Taylor Creek Solar, LLC (100%; Sole Member)
 NextEra Energy Partners Acquisitions, LLC (100%; Sole Member)
 Baldwin Wind, LLC (100%; Sole Member)

Bayhawk Wind Portfolio, LLC (100%; Sole Member)
 Bayhawk Wind Holdings, LLC (100%; Sole Member)
 Bayhawk Wind, LLC (100%; Class A Member)
 Cedar Bluff Wind, LLC (100%; Sole Member)
 Golden Hills Wind, LLC (100%; Sole Member)
 Golden Hills Interconnection, LLC (67.6%; Managing Member)
Coram Portfolio II, LLC (100%; Sole Member)
 Tusk Wind Holdings V, LLC (100%; Sole Member)
 RET Coram Tehachapi Wind GP, LLC (100%; Sole Member)
 Coram California Development, L.P. (0.01%; General Partner)
 RET Tehachapi Wind Development, LLC (100%; Sole Member)
 Coram California Development, L.P. (99.99%; Limited Partner)
Coram Portfolio, LLC (100%; Sole Member)
 Tusk Wind Holdings IV, LLC (100%; Sole Member)
 Coram Energy LLC (100%; Sole Member)
 Coram Tehachapi, LLC (100%; Sole Member)
HW CA Holdings, LLC (100%; Member)
 High Winds, LLC (100%; Sole Member)
Javelina Wind Funding, LLC (100%; Sole Member)
 Javelina Wind Energy Holdings, LLC (100%; Sole Member)
 Javelina Wind Energy, LLC (100%; Sole Member)
 Javelina Interconnection, LLC (55%; Managing Member)
Mammoth Plains Wind Project Holdings, LLC (100%; Sole Member)
 Mammoth Plains Wind Project, LLC (100%; Class A Member)
Meadowlark Wind, LLC (100%; Sole Member)
NEP Renewables Holdings II, LLC (100%; Sole Member)
 NEP Renewables II, LLC (100%; Managing Member)
 Ashtabula Wind II, LLC (100%; Sole Member)
 Ashtabula Wind III, LLC (100%; Sole Member)
 FPL Energy Vansycle L.L.C. (100%; Sole Member)
 Garden Wind, LLC (100%; Sole Member)
 Perrin Ranch Wind, LLC (100%; Sole Member)
 Rosmar Portfolio, LLC (100%; Sole Member)
 Rosmar Holdings, LLC (100%; Member)
 Marshall Solar, LLC (100%; Sole Member)
 Roswell Solar, LLC (100%; Sole Member)
 Roswell Solar Holdings, LLC (100%; Sole Member)
 SSSS Holdings, LLC (100%; Sole Member)
 Silver State South Solar, LLC (49.99%; Managing Member)
 Silver State Solar Power South, LLC (100%; Sole Member)
 Tuscola Bay Wind, LLC (100%; Sole Member)
 White Oak Energy Holdings, LLC (100%; Sole Member)
 White Oak Energy LLC (100%; Sole Member)
NEP Renewables Holdings III, LLC (100%; Sole Member)
 NEP Renewables III, LLC (50%; Class B Member)
 Star Moon Holdings, LLC (100%; Class A Member)
 Moonlight Bay Class A Holdings, LLC (100%; Sole Member)
 Moonlight Bay Renewables, LLC (100%; Class A Member)
 Dodge Flat Solar, LLC (100%; Sole Member)
 Elora Solar, LLC (100%; Sole Member)
 Fish Springs Ranch Solar, LLC (100%; Sole Member)
 Little Blue Wind Project, LLC (100%; Sole Member)
 Minco Wind Energy III, LLC (100%; Sole Member)
 Minco IV & V Interconnection, LLC (27.04%; Managing Member)
 White Mesa Wind, LLC (100%; Sole Member)
 Stargrass Class A Holdings, LLC (100%; Sole Member)
 Stargrass, LLC (100%; Class A Member)

Borderlands Wind, LLC (100%; Sole Member)
 Borderlands Wind Holdings, LLC (100%; Sole Member)
 Cool Springs Solar, LLC (100%; Sole Member)
 Ensign Wind Energy, LLC (100%; Sole Member)
 Hubbard Wind, LLC (100%; Sole Member)
 Irish Creek Wind, LLC (100%; Sole Member)
 Quinebaug Solar, LLC (100%; Sole Member)
 Quitman II Solar, LLC (100%; Sole Member)
 NEP Renewables III, LLC (100%; Class A Member)
 Star Moon Holdings, LLC (100%; Class A Member)
 Moonlight Bay Class A Holdings, LLC (100%; Sole Member)
 Moonlight Bay Renewables, LLC (100%; Class A Member)
 Dodge Flat Solar, LLC (100%; Sole Member)
 Elora Solar, LLC (100%; Sole Member)
 Fish Springs Ranch Solar, LLC (100%; Sole Member)
 Little Blue Wind Project, LLC (100%; Sole Member)
 Minco Wind Energy III, LLC (100%; Sole Member)
 Minco IV & V Interconnection, LLC (27.04%; Managing Member)
 White Mesa Wind, LLC (100%; Sole Member)
 Stargrass Class A Holdings, LLC (100%; Sole Member)
 Stargrass, LLC (100%; Class A Member)
 Borderlands Wind, LLC (100%; Sole Member)
 Borderlands Wind Holdings, LLC (100%; Sole Member)
 Cool Springs Solar, LLC (100%; Sole Member)
 Ensign Wind Energy, LLC (100%; Sole Member)
 Hubbard Wind, LLC (100%; Sole Member)
 Irish Creek Wind, LLC (100%; Sole Member)
 Quinebaug Solar, LLC (100%; Sole Member)
 Quitman II Solar, LLC (100%; Sole Member)
 NEP Renewables Holdings IV, LLC (100%; Sole Member)
 NEP Renewables IV, LLC (100%; Class A Member)
 Alta Wind Portfolio, LLC (100%; Sole Member)
 Tusk Wind Holdings, LLC (100%; Sole Member)
 Alta Wind VIII, LLC (100%; Sole Member)
 Dogwood Wind Holdings, LLC (100%; Sole Member)
 Dogwood Wind, LLC (100%; Class A Tax Equity Member)
 Oliver Wind III, LLC (100%; Sole Member)
 Osborn Wind Energy, LLC (100%; Sole Member)
 Elk City Sholes Holdings, LLC (100%; Sole Member)
 Elk City II Wind Funding, LLC (100%; Sole Member)
 Southwest Wind, LLC (100%; Class A Tax Equity Member)
 Elk City Renewables II, LLC (100%; Sole Member)
 Sholes Wind Funding, LLC (100%; Sole Member)
 Sholes Wind Class A Holdings, LLC (100%; Sole Member)
 Sholes Wind, LLC (100%; Class A Member)
 Emerald Breeze Holdings, LLC (100%; Class A Member)
 Emerald Breeze Class A Holdings, LLC (100%; Sole Member)
 Emerald Breeze, LLC (100%; Class A Member)
 Appaloosa Run Wind, LLC (100%; Sole Member)
 Eight Point Wind, LLC (100%; Sole Member)
 Great Prairie Wind, LLC (100%; Sole Member)
 Yellow Pine Solar, LLC (100%; Sole Member)
 Yellow Pine Solar Interconnect, LLC (50%; Managing Member)
 Golden West Wind Holdings, LLC (100%; Sole Member)
 Golden West Power Partners, LLC (100%; Class A Tax Equity Member)
 Nokota Wind Holdings, LLC (100%; Sole Member)
 Nokota Wind, LLC (100%; Class A Tax Equity Member)

Brady Wind II, LLC (100%; Sole Member)
 Brady Interconnection, LLC (50%; Member)
 Brady Wind, LLC (100%; Sole Member)
 Brady Interconnection, LLC (50%; Managing Member)
 Sac County Wind Holdings, LLC (100%; Sole Member)
 Sac County Wind Class A Holdings, LLC (100%; Class A Member)
 Sac County Wind, LLC (100%; Class A Member)
 NEP Renewables IV, LLC (31.2%; Class B Member)
 Alta Wind Portfolio, LLC (100%; Sole Member)
 Tusk Wind Holdings, LLC (100%; Sole Member)
 Alta Wind VIII, LLC (100%; Sole Member)
 Dogwood Wind Holdings, LLC (100%; Sole Member)
 Dogwood Wind, LLC (100%; Class A Tax Equity Member)
 Oliver Wind III, LLC (100%; Sole Member)
 Osborn Wind Energy, LLC (100%; Sole Member)
 Elk City Sholes Holdings, LLC (100%; Sole Member)
 Elk City II Wind Funding, LLC (100%; Sole Member)
 Southwest Wind, LLC (100%; Class A Tax Equity Member)
 Elk City Renewables II, LLC (100%; Sole Member)
 Sholes Wind Funding, LLC (100%; Sole Member)
 Sholes Wind Class A Holdings, LLC (100%; Sole Member)
 Sholes Wind, LLC (100%; Class A Member)
 Emerald Breeze Holdings, LLC (100%; Class A Member)
 Emerald Breeze Class A Holdings, LLC (100%; Sole Member)
 Emerald Breeze, LLC (100%; Class A Member)
 Appaloosa Run Wind, LLC (100%; Sole Member)
 Eight Point Wind, LLC (100%; Sole Member)
 Great Prairie Wind, LLC (100%; Sole Member)
 Yellow Pine Solar, LLC (100%; Sole Member)
 Yellow Pine Solar Interconnect, LLC (50%; Managing Member)
 Golden West Wind Holdings, LLC (100%; Sole Member)
 Golden West Power Partners, LLC (100%; Class A Tax Equity Member)
 Nokota Wind Holdings, LLC (100%; Sole Member)
 Nokota Wind, LLC (100%; Class A Tax Equity Member)
 Brady Wind II, LLC (100%; Sole Member)
 Brady Interconnection, LLC (50%; Member)
 Brady Wind, LLC (100%; Sole Member)
 Brady Interconnection, LLC (50%; Managing Member)
 Sac County Wind Holdings, LLC (100%; Sole Member)
 Sac County Wind Class A Holdings, LLC (100%; Class A Member)
 Sac County Wind, LLC (100%; Class A Member)
 NEP Renewables Holdings, LLC (100%; Sole Member)
 NEP Renewables, LLC (100%; Sole Member)
 Breckinridge Wind Class A Holdings, LLC (100%; Sole Member)
 Breckinridge Wind Project, LLC (100%; Class A Tax Equity Member)
 Carousel Wind Holdings, LLC (100%; Sole Member)
 Carousel Wind Farm, LLC (100%; Class A Tax Equity Member)
 Monarch Wind Holdings, LLC (100%; Sole Member)
 Monarch Wind, LLC (100%; Class A Tax Equity Member)
 Javelina Wind Holdings II, LLC (100%; Sole Member)
 Javelina Wind Energy II, LLC (100%; Sole Member)
 Javelina Interconnection, LLC (45%; Member)
 Rush Springs Wind Energy, LLC (100%; Sole Member)
 Mountain View Solar Holdings, LLC (100%; Sole Member)
 Mountain View Solar, LLC (100%; Sole Member)
 Pacific Plains Wind Class A Holdings, LLC (100%; Sole Member)
 Pacific Plains Wind, LLC (100%; Class A Tax Equity Member)

Cottonwood Wind Project Holdings, LLC (100%; Sole Member)
Cottonwood Wind Project, LLC (100%; Sole Member)
Golden Hills North Wind, LLC (100%; Sole Member)
Golden Hills Interconnection, LLC (32.4%; Member)
NextEra Energy Bluff Point, LLC (100%; Sole Member)
NextEra Desert Sunlight Holdings, LLC (99.8%; Member)
Desert Sunlight Investment Holdings, LLC (50%; Managing Member)
Desert Sunlight Holdings, LLC (100%; Sole Member)
Desert Sunlight 250, LLC (100%; Sole Member)
Desert Sunlight 300, LLC (100%; Sole Member)
Nutmeg Solar Holdings, LLC (33.3%; Member)
Nutmeg Solar, LLC (100%; Sole Member)
Palomino Wind Holdings, LLC (100%; Sole Member)
Palomino Wind, LLC (100%; Class A Tax Equity Member)
Kingman Wind Energy I, LLC (100%; Sole Member)
Kingman Wind Energy II, LLC (100%; Sole Member)
Prairie View Wind Holdings, LLC (100%; Sole Member)
Ninnescah Wind Energy LLC (100%; Sole Member)
Seiling Wind Investments, LLC (100%; Sole Member)
Seiling Wind Holdings, LLC (100%; Sole Member)
Seiling Wind Portfolio, LLC (100%; Class A Tax Equity Member)
Seiling Wind II, LLC (100%; Sole Member)
Seiling Wind Interconnection Services, LLC (33%; Member)
Seiling Wind, LLC (100%; Sole Member)
Seiling Wind Interconnection Services, LLC (67%; Managing Member)
Shaw Creek Solar Holdings, LLC (33.3%; Member)
Shaw Creek Solar, LLC (100%; Sole Member)
Solar Holdings Portfolio 12, LLC (100%; Class C Member)
DG Portfolio 2019 Holdings, LLC (100%; Sole Member)
DG Portfolio 2019, LLC (100%; Sole Member)
DG Amaze, LLC (100%; Sole Member)
DG California Solar, LLC (100%; Sole Member)
DG Colorado Solar, LLC (100%; Sole Member)
DG LF Solar, LLC (100%; Sole Member)
DG Minnesota CSG 1, LLC (100%; Sole Member)
DG Minnesota CSG, LLC (100%; Sole Member)
DG New Jersey Solar, LLC (100%; Sole Member)
DG New York Solar, LLC (100%; Sole Member)
DG Northeast Solar, LLC (100%; Sole Member)
DG SUNY Solar 1, LLC (100%; Sole Member)
DG Southwest Solar Portfolio 2019, LLC (100%; Sole Member)
DG Waipio, LLC (100%; Sole Member)
Pacific Energy Solutions LLC (100%; Sole Member)
HL Solar LLC (100%; Sole Member)
W2 Solar Holdings, LLC (100%; Sole Member)
Sierra Solar Funding, LLC (100%; Sole Member)
Sierra Solar Holdings, LLC (100%; Sole Member)
Westside Solar, LLC (100%; Sole Member)
Whitney Point Solar, LLC (100%; Sole Member)
Southwest Solar Holdings, LLC (100%; Member)
Hatch Solar Energy Center I LLC (100%; Sole Member)
Sunlight Renewables Holdings, LLC (100%; Class A Member)
Sunlight Renewables Class A Holdings, LLC (100%; Sole Member)
Sunlight Renewables, LLC (100%; Class A Member)
Sunlight Storage, LLC (100%; Sole Member)
VMCLR Holdings, LLC (100%; Sole Member)
Indigo Plains Solar Class B Holdings, LLC (100%; Sole Member)

Indigo Plains Solar, LLC (100%; Class B Tax Equity Member)
 Chaves County Solar, LLC (100%; Sole Member)
 Chaves County Solar Holdings, LLC (100%; Sole Member)
 Live Oak Solar, LLC (100%; Sole Member)
 River Bend Solar, LLC (100%; Sole Member)
 Indigo Plains Solar Funding, LLC (100%; Sole Member)
 Indigo Plains Solar Holdings, LLC (100%; Sole Member)
 Indigo Plains Solar, LLC (100%; Class A Tax Equity Member)
 Chaves County Solar, LLC (100%; Sole Member)
 Chaves County Solar Holdings, LLC (100%; Sole Member)
 Live Oak Solar, LLC (100%; Sole Member)
 River Bend Solar, LLC (100%; Sole Member)
 Whiptail-Montezuma Funding, LLC (100%; Sole Member)
 Whiptail-Montezuma Holdings, LLC (100%; Sole Member)
 Montezuma Wind Holdings II, LLC (100%; Sole Member)
 NextEra Energy Montezuma II Wind, LLC (100%; Sole Member)
 Southwest Wind Class A Holdings, LLC (100%; Class A Member)
 Whiptail Wind, LLC (100%; Class A Tax Equity Member)
 Casa Mesa Wind, LLC (100%; Sole Member)
 Casa Mesa Wind Investments, LLC (100%; Sole Member)
 Langdon Renewables, LLC (100%; Sole Member)
 New Mexico Wind, LLC (100%; Sole Member)
 Pacific Power Investments, LLC (100%; Sole Member)
 Southwest Wind Class A Holdings, LLC (100%; Class B Member)
 Whiptail Wind, LLC (100%; Class A Tax Equity Member)
 Casa Mesa Wind, LLC (100%; Sole Member)
 Casa Mesa Wind Investments, LLC (100%; Sole Member)
 Langdon Renewables, LLC (100%; Sole Member)
 New Mexico Wind, LLC (100%; Sole Member)
 Pacific Power Investments, LLC (100%; Sole Member)
 Windstar Portfolio, LLC (100%; Sole Member)
 Tusk Wind Holdings II, LLC (100%; Sole Member)
 Windstar Energy, LLC (100%; Sole Member)
 NextEra Energy Partners Constructors, LLC (100%; Sole Member)
 NextEra Energy Partners Solar Acquisitions, LLC (100%; Sole Member)
 Adelanto CA II, LLC (100%; Sole Member)
 Adelanto Solar Funding, LLC (50.01%; Member)
 Adelanto Solar Holdings, LLC (100%; Sole Member)
 Adelanto Solar II, LLC (100%; Sole Member)
 Adelanto Solar, LLC (100%; Sole Member)
 McCoy CA II, LLC (100%; Sole Member)
 McCoy Solar Holdings, LLC (50.01%; Member)
 McCoy Solar Funding, LLC (100%; Sole Member)
 McCoy Solar, LLC (100%; Sole Member)
 NextEra Desert Center Blythe, LLC (50%; Member)
 NextEra Energy Partners Ventures, LLC (100%; Sole Member)
 NET Holdings Management, LLC (100%; Sole Member)
 NextEra Energy Partners Pipelines Holdings, LLC (100%; Sole Member)
 NextEra Energy Partners Pipelines, LLC (100%; Managing Member)
 Meade Pipeline Investment Holdings, LLC (100%; Sole Member)
 Meade Pipeline Investment, LLC (100%; Sole Member)
 Meade Pipeline Co LLC (75%; Managing Member)
 Redwood Meade Pipeline, LLC (100%; Sole Member)
 Redwood Midstream, LLC (90%; Managing Member)
 Redwood Meade Midstream MPC, LLC (100%; Sole Member)
 Meade Pipeline Co LLC (15%; Member)
 River Road Interests LLC (100%; Sole Member)

Meade Pipeline Co LLC (10%; Member)
Redwood Midstream, LLC (10%; Member)
Redwood Meade Midstream MPC, LLC (100%; Sole Member)
Meade Pipeline Co LLC (15%; Member)
River Road Interests LLC (100%; Sole Member)
Meade Pipeline Co LLC (10%; Member)
South Texas Midstream Holdings, LLC (100%; Sole Member)
South Texas Midstream, LLC (100%; Class B Member)
South Texas Midstream, LLC (100%; Class A Member)
Northern Colorado Wind Energy, LLC (100%; Sole Member)
Palo Duro Wind Portfolio, LLC (100%; Sole Member)
Palo Duro Wind Project Holdings, LLC (100%; Sole Member)
Palo Duro Wind Energy, LLC (100%; Sole Member)
Palo Duro Wind Interconnection Services, LLC (88%; Managing Member)
Shafter Solar Portfolio, LLC (100%; Sole Member)
Shafter Solar Holdings, LLC (100%; Sole Member)
Shafter Solar, LLC (100%; Sole Member)
Tusk Wind Holdings III, LLC (100%; Sole Member)
Granite Reliable Power, LLC (100%; Sole Member)
NextEra Energy Operating Partners, LP (100%; Limited Partner)
NextEra Energy US Partners Holdings, LLC (100%; Sole Member)
GR Bage (NEP), LLC (100%; Sole Member)
Genesis Purchaser Holdings, LLC (100%; Sole Member)
Genesis Purchaser, LLC (100%; Sole Member)
Genesis Solar Funding Holdings, LLC (100%; Sole Member)
Genesis Solar Funding, LLC (100%; Sole Member)
Genesis Solar Holdings, LLC (100%; Class A Tax Equity Member)
Elk City Wind, LLC (100%; Sole Member)
Genesis Solar, LLC (100%; Sole Member)
NextEra Desert Center Blythe, LLC (50%; Member)
Golden Plains Class A Holdings, LLC (100%; Sole Member)
Golden Plains, LLC (100%; Class A Member)
Baldwin Wind Energy, LLC (100%; Sole Member)
Northern Colorado Wind Energy Center II, LLC (100%; Sole Member)
Northern Colorado Interconnect, LLC (12.9%; Member)
Northern Colorado Wind Energy Center, LLC (100%; Sole Member)
Northern Colorado Interconnect, LLC (87.1%; Managing Member)
Wilmot Energy Center, LLC (100%; Sole Member)
Pine Brooke Class A Holdings, LLC (40%; Member)
Pine Brooke, LLC (100%; Class A Tax Equity Member)
Blue Summit III Wind, LLC (100%; Sole Member)
Blue Summit Interconnection, LLC (25%; Member)
Harmony Florida Solar, LLC (100%; Sole Member)
Ponderosa Wind, LLC (100%; Sole Member)
Saint Solar, LLC (100%; Sole Member)
Sanford Airport Solar, LLC (100%; Sole Member)
Soldier Creek Wind, LLC (100%; Sole Member)
Taylor Creek Solar, LLC (100%; Sole Member)
NextEra Energy Partners Acquisitions, LLC (100%; Sole Member)
Baldwin Wind, LLC (100%; Sole Member)
Bayhawk Wind Portfolio, LLC (100%; Sole Member)
Bayhawk Wind Holdings, LLC (100%; Sole Member)
Bayhawk Wind, LLC (100%; Class A Member)
Cedar Bluff Wind, LLC (100%; Sole Member)
Golden Hills Wind, LLC (100%; Sole Member)
Golden Hills Interconnection, LLC (67.6%; Managing Member)
Coram Portfolio II, LLC (100%; Sole Member)

Tusk Wind Holdings V, LLC (100%; Sole Member)
 RET Coram Tehachapi Wind GP, LLC (100%; Sole Member)
 Coram California Development, L.P. (0.01%; General Partner)
 RET Tehachapi Wind Development, LLC (100%; Sole Member)
 Coram California Development, L.P. (99.99%; Limited Partner)
 Coram Portfolio, LLC (100%; Sole Member)
 Tusk Wind Holdings IV, LLC (100%; Sole Member)
 Coram Energy LLC (100%; Sole Member)
 Coram Tehachapi, LLC (100%; Sole Member)
 HW CA Holdings, LLC (100%; Member)
 High Winds, LLC (100%; Sole Member)
 Javelina Wind Funding, LLC (100%; Sole Member)
 Javelina Wind Energy Holdings, LLC (100%; Sole Member)
 Javelina Wind Energy, LLC (100%; Sole Member)
 Javelina Interconnection, LLC (55%; Managing Member)
 Mammoth Plains Wind Project Holdings, LLC (100%; Sole Member)
 Mammoth Plains Wind Project, LLC (100%; Class A Member)
 Meadowlark Wind, LLC (100%; Sole Member)
 NEP Renewables Holdings II, LLC (100%; Sole Member)
 NEP Renewables II, LLC (100%; Managing Member)
 Ashtabula Wind II, LLC (100%; Sole Member)
 Ashtabula Wind III, LLC (100%; Sole Member)
 FPL Energy Vansycle L.L.C. (100%; Sole Member)
 Garden Wind, LLC (100%; Sole Member)
 Perrin Ranch Wind, LLC (100%; Sole Member)
 Rosmar Portfolio, LLC (100%; Sole Member)
 Rosmar Holdings, LLC (100%; Member)
 Marshall Solar, LLC (100%; Sole Member)
 Roswell Solar, LLC (100%; Sole Member)
 Roswell Solar Holdings, LLC (100%; Sole Member)
 SSSS Holdings, LLC (100%; Sole Member)
 Silver State South Solar, LLC (49.99%; Managing Member)
 Silver State Solar Power South, LLC (100%; Sole Member)
 Tuscola Bay Wind, LLC (100%; Sole Member)
 White Oak Energy Holdings, LLC (100%; Sole Member)
 White Oak Energy LLC (100%; Sole Member)
 NEP Renewables Holdings III, LLC (100%; Sole Member)
 NEP Renewables III, LLC (50%; Class B Member)
 Star Moon Holdings, LLC (100%; Class A Member)
 Moonlight Bay Class A Holdings, LLC (100%; Sole Member)
 Moonlight Bay Renewables, LLC (100%; Class A Member)
 Dodge Flat Solar, LLC (100%; Sole Member)
 Elora Solar, LLC (100%; Sole Member)
 Fish Springs Ranch Solar, LLC (100%; Sole Member)
 Little Blue Wind Project, LLC (100%; Sole Member)
 Minco Wind Energy III, LLC (100%; Sole Member)
 Minco IV & V Interconnection, LLC (27.04%; Managing Member)
 White Mesa Wind, LLC (100%; Sole Member)
 Stargrass Class A Holdings, LLC (100%; Sole Member)
 Stargrass, LLC (100%; Class A Member)
 Borderlands Wind, LLC (100%; Sole Member)
 Borderlands Wind Holdings, LLC (100%; Sole Member)
 Cool Springs Solar, LLC (100%; Sole Member)
 Ensign Wind Energy, LLC (100%; Sole Member)
 Hubbard Wind, LLC (100%; Sole Member)
 Irish Creek Wind, LLC (100%; Sole Member)
 Quinebaug Solar, LLC (100%; Sole Member)

Quitman II Solar, LLC (100%; Sole Member)
 NEP Renewables III, LLC (100%; Class A Member)
 Star Moon Holdings, LLC (100%; Class A Member)
 Moonlight Bay Class A Holdings, LLC (100%; Sole Member)
 Moonlight Bay Renewables, LLC (100%; Class A Member)
 Dodge Flat Solar, LLC (100%; Sole Member)
 Elora Solar, LLC (100%; Sole Member)
 Fish Springs Ranch Solar, LLC (100%; Sole Member)
 Little Blue Wind Project, LLC (100%; Sole Member)
 Minco Wind Energy III, LLC (100%; Sole Member)
 Minco IV & V Interconnection, LLC (27.04%; Managing Member)
 White Mesa Wind, LLC (100%; Sole Member)
 Stargrass Class A Holdings, LLC (100%; Sole Member)
 Stargrass, LLC (100%; Class A Member)
 Borderlands Wind, LLC (100%; Sole Member)
 Borderlands Wind Holdings, LLC (100%; Sole Member)
 Cool Springs Solar, LLC (100%; Sole Member)
 Ensign Wind Energy, LLC (100%; Sole Member)
 Hubbard Wind, LLC (100%; Sole Member)
 Irish Creek Wind, LLC (100%; Sole Member)
 Quinebaug Solar, LLC (100%; Sole Member)
 Quitman II Solar, LLC (100%; Sole Member)
 NEP Renewables Holdings IV, LLC (100%; Sole Member)
 NEP Renewables IV, LLC (100%; Class A Member)
 Alta Wind Portfolio, LLC (100%; Sole Member)
 Tusk Wind Holdings, LLC (100%; Sole Member)
 Alta Wind VIII, LLC (100%; Sole Member)
 Dogwood Wind Holdings, LLC (100%; Sole Member)
 Dogwood Wind, LLC (100%; Class A Tax Equity Member)
 Oliver Wind III, LLC (100%; Sole Member)
 Osborn Wind Energy, LLC (100%; Sole Member)
 Elk City Sholes Holdings, LLC (100%; Sole Member)
 Elk City II Wind Funding, LLC (100%; Sole Member)
 Southwest Wind, LLC (100%; Class A Tax Equity Member)
 Elk City Renewables II, LLC (100%; Sole Member)
 Sholes Wind Funding, LLC (100%; Sole Member)
 Sholes Wind Class A Holdings, LLC (100%; Sole Member)
 Sholes Wind, LLC (100%; Class A Member)
 Emerald Breeze Holdings, LLC (100%; Class A Member)
 Emerald Breeze Class A Holdings, LLC (100%; Sole Member)
 Emerald Breeze, LLC (100%; Class A Member)
 Appaloosa Run Wind, LLC (100%; Sole Member)
 Eight Point Wind, LLC (100%; Sole Member)
 Great Prairie Wind, LLC (100%; Sole Member)
 Yellow Pine Solar, LLC (100%; Sole Member)
 Yellow Pine Solar Interconnect, LLC (50%; Managing Member)
 Golden West Wind Holdings, LLC (100%; Sole Member)
 Golden West Power Partners, LLC (100%; Class A Tax Equity Member)
 Nokota Wind Holdings, LLC (100%; Sole Member)
 Nokota Wind, LLC (100%; Class A Tax Equity Member)
 Brady Wind II, LLC (100%; Sole Member)
 Brady Interconnection, LLC (50%; Member)
 Brady Wind, LLC (100%; Sole Member)
 Brady Interconnection, LLC (50%; Managing Member)
 Sac County Wind Holdings, LLC (100%; Sole Member)
 Sac County Wind Class A Holdings, LLC (100%; Class A Member)
 Sac County Wind, LLC (100%; Class A Member)

NEP Renewables IV, LLC (31.2%; Class B Member)
 Alta Wind Portfolio, LLC (100%; Sole Member)
 Tusk Wind Holdings, LLC (100%; Sole Member)
 Alta Wind VIII, LLC (100%; Sole Member)
 Dogwood Wind Holdings, LLC (100%; Sole Member)
 Dogwood Wind, LLC (100%; Class A Tax Equity Member)
 Oliver Wind III, LLC (100%; Sole Member)
 Osborn Wind Energy, LLC (100%; Sole Member)
 Elk City Sholes Holdings, LLC (100%; Sole Member)
 Elk City II Wind Funding, LLC (100%; Sole Member)
 Southwest Wind, LLC (100%; Class A Tax Equity Member)
 Elk City Renewables II, LLC (100%; Sole Member)
 Sholes Wind Funding, LLC (100%; Sole Member)
 Sholes Wind Class A Holdings, LLC (100%; Sole Member)
 Sholes Wind, LLC (100%; Class A Member)
 Emerald Breeze Holdings, LLC (100%; Class A Member)
 Emerald Breeze Class A Holdings, LLC (100%; Sole Member)
 Emerald Breeze, LLC (100%; Class A Member)
 Appaloosa Run Wind, LLC (100%; Sole Member)
 Eight Point Wind, LLC (100%; Sole Member)
 Great Prairie Wind, LLC (100%; Sole Member)
 Yellow Pine Solar, LLC (100%; Sole Member)
 Yellow Pine Solar Interconnect, LLC (50%; Managing Member)
 Golden West Wind Holdings, LLC (100%; Sole Member)
 Golden West Power Partners, LLC (100%; Class A Tax Equity Member)
 Nokota Wind Holdings, LLC (100%; Sole Member)
 Nokota Wind, LLC (100%; Class A Tax Equity Member)
 Brady Wind II, LLC (100%; Sole Member)
 Brady Interconnection, LLC (50%; Member)
 Brady Wind, LLC (100%; Sole Member)
 Brady Interconnection, LLC (50%; Managing Member)
 Sac County Wind Holdings, LLC (100%; Sole Member)
 Sac County Wind Class A Holdings, LLC (100%; Class A Member)
 Sac County Wind, LLC (100%; Class A Member)
NEP Renewables Holdings, LLC (100%; Sole Member)
NEP Renewables, LLC (100%; Sole Member)
 Breckinridge Wind Class A Holdings, LLC (100%; Sole Member)
 Breckinridge Wind Project, LLC (100%; Class A Tax Equity Member)
 Carousel Wind Holdings, LLC (100%; Sole Member)
 Carousel Wind Farm, LLC (100%; Class A Tax Equity Member)
 Monarch Wind Holdings, LLC (100%; Sole Member)
 Monarch Wind, LLC (100%; Class A Tax Equity Member)
 Javelina Wind Holdings II, LLC (100%; Sole Member)
 Javelina Wind Energy II, LLC (100%; Sole Member)
 Javelina Interconnection, LLC (45%; Member)
 Rush Springs Wind Energy, LLC (100%; Sole Member)
 Mountain View Solar Holdings, LLC (100%; Sole Member)
 Mountain View Solar, LLC (100%; Sole Member)
 Pacific Plains Wind Class A Holdings, LLC (100%; Sole Member)
 Pacific Plains Wind, LLC (100%; Class A Tax Equity Member)
 Cottonwood Wind Project Holdings, LLC (100%; Sole Member)
 Cottonwood Wind Project, LLC (100%; Sole Member)
 Golden Hills North Wind, LLC (100%; Sole Member)
 Golden Hills Interconnection, LLC (32.4%; Member)
 NextEra Energy Bluff Point, LLC (100%; Sole Member)
NextEra Desert Sunlight Holdings, LLC (99.8%; Member)
 Desert Sunlight Investment Holdings, LLC (50%; Managing Member)

Desert Sunlight Holdings, LLC (100%; Sole Member)
 Desert Sunlight 250, LLC (100%; Sole Member)
 Desert Sunlight 300, LLC (100%; Sole Member)
 Nutmeg Solar Holdings, LLC (33.3%; Member)
 Nutmeg Solar, LLC (100%; Sole Member)
 Palomino Wind Holdings, LLC (100%; Sole Member)
 Palomino Wind, LLC (100%; Class A Tax Equity Member)
 Kingman Wind Energy I, LLC (100%; Sole Member)
 Kingman Wind Energy II, LLC (100%; Sole Member)
 Prairie View Wind Holdings, LLC (100%; Sole Member)
 Ninnescah Wind Energy LLC (100%; Sole Member)
 Seiling Wind Investments, LLC (100%; Sole Member)
 Seiling Wind Holdings, LLC (100%; Sole Member)
 Seiling Wind Portfolio, LLC (100%; Class A Tax Equity Member)
 Seiling Wind II, LLC (100%; Sole Member)
 Seiling Wind Interconnection Services, LLC (33%; Member)
 Seiling Wind, LLC (100%; Sole Member)
 Seiling Wind Interconnection Services, LLC (67%; Managing Member)
 Shaw Creek Solar Holdings, LLC (33.3%; Member)
 Shaw Creek Solar, LLC (100%; Sole Member)
 Solar Holdings Portfolio 12, LLC (100%; Class C Member)
 DG Portfolio 2019 Holdings, LLC (100%; Sole Member)
 DG Portfolio 2019, LLC (100%; Sole Member)
 DG Amaze, LLC (100%; Sole Member)
 DG California Solar, LLC (100%; Sole Member)
 DG Colorado Solar, LLC (100%; Sole Member)
 DG LF Solar, LLC (100%; Sole Member)
 DG Minnesota CSG 1, LLC (100%; Sole Member)
 DG Minnesota CSG, LLC (100%; Sole Member)
 DG New Jersey Solar, LLC (100%; Sole Member)
 DG New York Solar, LLC (100%; Sole Member)
 DG Northeast Solar, LLC (100%; Sole Member)
 DG SUNY Solar 1, LLC (100%; Sole Member)
 DG Southwest Solar Portfolio 2019, LLC (100%; Sole Member)
 DG Waipio, LLC (100%; Sole Member)
 Pacific Energy Solutions LLC (100%; Sole Member)
 HL Solar LLC (100%; Sole Member)
 W2 Solar Holdings, LLC (100%; Sole Member)
 Sierra Solar Funding, LLC (100%; Sole Member)
 Sierra Solar Holdings, LLC (100%; Sole Member)
 Westside Solar, LLC (100%; Sole Member)
 Whitney Point Solar, LLC (100%; Sole Member)
 Southwest Solar Holdings, LLC (100%; Member)
 Hatch Solar Energy Center I LLC (100%; Sole Member)
 Sunlight Renewables Holdings, LLC (100%; Class A Member)
 Sunlight Renewables Class A Holdings, LLC (100%; Sole Member)
 Sunlight Renewables, LLC (100%; Class A Member)
 Sunlight Storage, LLC (100%; Sole Member)
 VMCLR Holdings, LLC (100%; Sole Member)
 Indigo Plains Solar Class B Holdings, LLC (100%; Sole Member)
 Indigo Plains Solar, LLC (100%; Class B Tax Equity Member)
 Chaves County Solar, LLC (100%; Sole Member)
 Chaves County Solar Holdings, LLC (100%; Sole Member)
 Live Oak Solar, LLC (100%; Sole Member)
 River Bend Solar, LLC (100%; Sole Member)
 Indigo Plains Solar Funding, LLC (100%; Sole Member)
 Indigo Plains Solar Holdings, LLC (100%; Sole Member)

Indigo Plains Solar, LLC (100%; Class A Tax Equity Member)
 Chaves County Solar, LLC (100%; Sole Member)
 Chaves County Solar Holdings, LLC (100%; Sole Member)
 Live Oak Solar, LLC (100%; Sole Member)
 River Bend Solar, LLC (100%; Sole Member)
 Whiptail-Montezuma Funding, LLC (100%; Sole Member)
 Whiptail-Montezuma Holdings, LLC (100%; Sole Member)
 Montezuma Wind Holdings II, LLC (100%; Sole Member)
 NextEra Energy Montezuma II Wind, LLC (100%; Sole Member)
 Southwest Wind Class A Holdings, LLC (100%; Class A Member)
 Whiptail Wind, LLC (100%; Class A Tax Equity Member)
 Casa Mesa Wind, LLC (100%; Sole Member)
 Casa Mesa Wind Investments, LLC (100%; Sole Member)
 Langdon Renewables, LLC (100%; Sole Member)
 New Mexico Wind, LLC (100%; Sole Member)
 Pacific Power Investments, LLC (100%; Sole Member)
 Southwest Wind Class A Holdings, LLC (100%; Class B Member)
 Whiptail Wind, LLC (100%; Class A Tax Equity Member)
 Casa Mesa Wind, LLC (100%; Sole Member)
 Casa Mesa Wind Investments, LLC (100%; Sole Member)
 Langdon Renewables, LLC (100%; Sole Member)
 New Mexico Wind, LLC (100%; Sole Member)
 Pacific Power Investments, LLC (100%; Sole Member)
 Windstar Portfolio, LLC (100%; Sole Member)
 Tusk Wind Holdings II, LLC (100%; Sole Member)
 Windstar Energy, LLC (100%; Sole Member)
 NextEra Energy Partners Constructors, LLC (100%; Sole Member)
 NextEra Energy Partners Solar Acquisitions, LLC (100%; Sole Member)
 Adelanto CA II, LLC (100%; Sole Member)
 Adelanto Solar Funding, LLC (50.01%; Member)
 Adelanto Solar Holdings, LLC (100%; Sole Member)
 Adelanto Solar II, LLC (100%; Sole Member)
 Adelanto Solar, LLC (100%; Sole Member)
 McCoy CA II, LLC (100%; Sole Member)
 McCoy Solar Holdings, LLC (50.01%; Member)
 McCoy Solar Funding, LLC (100%; Sole Member)
 McCoy Solar, LLC (100%; Sole Member)
 NextEra Desert Center Blythe, LLC (50%; Member)
 NextEra Energy Partners Ventures, LLC (100%; Sole Member)
 NET Holdings Management, LLC (100%; Sole Member)
 NextEra Energy Partners Pipelines Holdings, LLC (100%; Sole Member)
 NextEra Energy Partners Pipelines, LLC (100%; Managing Member)
 Meade Pipeline Investment Holdings, LLC (100%; Sole Member)
 Meade Pipeline Investment, LLC (100%; Sole Member)
 Meade Pipeline Co LLC (75%; Managing Member)
 Redwood Meade Pipeline, LLC (100%; Sole Member)
 Redwood Midstream, LLC (90%; Managing Member)
 Redwood Meade Midstream MPC, LLC (100%; Sole Member)
 Meade Pipeline Co LLC (15%; Member)
 River Road Interests LLC (100%; Sole Member)
 Meade Pipeline Co LLC (10%; Member)
 Redwood Midstream, LLC (10%; Member)
 Redwood Meade Midstream MPC, LLC (100%; Sole Member)
 Meade Pipeline Co LLC (15%; Member)
 River Road Interests LLC (100%; Sole Member)
 Meade Pipeline Co LLC (10%; Member)
 South Texas Midstream Holdings, LLC (100%; Sole Member)

South Texas Midstream, LLC (100%; Class B Member)
 South Texas Midstream, LLC (100%; Class A Member)
 Northern Colorado Wind Energy, LLC (100%; Sole Member)
 Palo Duro Wind Portfolio, LLC (100%; Sole Member)
 Palo Duro Wind Project Holdings, LLC (100%; Sole Member)
 Palo Duro Wind Energy, LLC (100%; Sole Member)
 Palo Duro Wind Interconnection Services, LLC (88%; Managing Member)
 Shafter Solar Portfolio, LLC (100%; Sole Member)
 Shafter Solar Holdings, LLC (100%; Sole Member)
 Shafter Solar, LLC (100%; Sole Member)
 Tusk Wind Holdings III, LLC (100%; Sole Member)
 Granite Reliable Power, LLC (100%; Sole Member)
 NextEra Energy Operating Partners, LP (51.475%; Limited Partner)
 NextEra Energy US Partners Holdings, LLC (100%; Sole Member)
 GR Bage (NEP), LLC (100%; Sole Member)
 Genesis Purchaser Holdings, LLC (100%; Sole Member)
 Genesis Purchaser, LLC (100%; Sole Member)
 Genesis Solar Funding Holdings, LLC (100%; Sole Member)
 Genesis Solar Funding, LLC (100%; Sole Member)
 Genesis Solar Holdings, LLC (100%; Class A Tax Equity Member)
 Elk City Wind, LLC (100%; Sole Member)
 Genesis Solar, LLC (100%; Sole Member)
 NextEra Desert Center Blythe, LLC (50%; Member)
 Golden Plains Class A Holdings, LLC (100%; Sole Member)
 Golden Plains, LLC (100%; Class A Member)
 Baldwin Wind Energy, LLC (100%; Sole Member)
 Northern Colorado Wind Energy Center II, LLC (100%; Sole Member)
 Northern Colorado Interconnect, LLC (12.9%; Member)
 Northern Colorado Wind Energy Center, LLC (100%; Sole Member)
 Northern Colorado Interconnect, LLC (87.1%; Managing Member)
 Wilmot Energy Center, LLC (100%; Sole Member)
 Pine Brooke Class A Holdings, LLC (40%; Member)
 Pine Brooke, LLC (100%; Class A Tax Equity Member)
 Blue Summit III Wind, LLC (100%; Sole Member)
 Blue Summit Interconnection, LLC (25%; Member)
 Harmony Florida Solar, LLC (100%; Sole Member)
 Ponderosa Wind, LLC (100%; Sole Member)
 Saint Solar, LLC (100%; Sole Member)
 Sanford Airport Solar, LLC (100%; Sole Member)
 Soldier Creek Wind, LLC (100%; Sole Member)
 Taylor Creek Solar, LLC (100%; Sole Member)
 NextEra Energy Partners Acquisitions, LLC (100%; Sole Member)
 Baldwin Wind, LLC (100%; Sole Member)
 Bayhawk Wind Portfolio, LLC (100%; Sole Member)
 Bayhawk Wind Holdings, LLC (100%; Sole Member)
 Bayhawk Wind, LLC (100%; Class A Member)
 Cedar Bluff Wind, LLC (100%; Sole Member)
 Golden Hills Wind, LLC (100%; Sole Member)
 Golden Hills Interconnection, LLC (67.6%; Managing Member)
 Coram Portfolio II, LLC (100%; Sole Member)
 Tusk Wind Holdings V, LLC (100%; Sole Member)
 RET Coram Tehachapi Wind GP, LLC (100%; Sole Member)
 Coram California Development, L.P. (0.01%; General Partner)
 RET Tehachapi Wind Development, LLC (100%; Sole Member)
 Coram California Development, L.P. (99.99%; Limited Partner)
 Coram Portfolio, LLC (100%; Sole Member)
 Tusk Wind Holdings IV, LLC (100%; Sole Member)

Coram Energy LLC (100%; Sole Member)
 Coram Tehachapi, LLC (100%; Sole Member)
 HW CA Holdings, LLC (100%; Member)
 High Winds, LLC (100%; Sole Member)
 Javelina Wind Funding, LLC (100%; Sole Member)
 Javelina Wind Energy Holdings, LLC (100%; Sole Member)
 Javelina Wind Energy, LLC (100%; Sole Member)
 Javelina Interconnection, LLC (55%; Managing Member)
 Mammoth Plains Wind Project Holdings, LLC (100%; Sole Member)
 Mammoth Plains Wind Project, LLC (100%; Class A Member)
 Meadowlark Wind, LLC (100%; Sole Member)
 NEP Renewables Holdings II, LLC (100%; Sole Member)
 NEP Renewables II, LLC (100%; Managing Member)
 Ashtabula Wind II, LLC (100%; Sole Member)
 Ashtabula Wind III, LLC (100%; Sole Member)
 FPL Energy Vansycle L.L.C. (100%; Sole Member)
 Garden Wind, LLC (100%; Sole Member)
 Perrin Ranch Wind, LLC (100%; Sole Member)
 Rosmar Portfolio, LLC (100%; Sole Member)
 Rosmar Holdings, LLC (100%; Member)
 Marshall Solar, LLC (100%; Sole Member)
 Roswell Solar, LLC (100%; Sole Member)
 Roswell Solar Holdings, LLC (100%; Sole Member)
 SSSS Holdings, LLC (100%; Sole Member)
 Silver State South Solar, LLC (49.99%; Managing Member)
 Silver State Solar Power South, LLC (100%; Sole Member)
 Tuscola Bay Wind, LLC (100%; Sole Member)
 White Oak Energy Holdings, LLC (100%; Sole Member)
 White Oak Energy LLC (100%; Sole Member)
 NEP Renewables Holdings III, LLC (100%; Sole Member)
 NEP Renewables III, LLC (50%; Class B Member)
 Star Moon Holdings, LLC (100%; Class A Member)
 Moonlight Bay Class A Holdings, LLC (100%; Sole Member)
 Moonlight Bay Renewables, LLC (100%; Class A Member)
 Dodge Flat Solar, LLC (100%; Sole Member)
 Elora Solar, LLC (100%; Sole Member)
 Fish Springs Ranch Solar, LLC (100%; Sole Member)
 Little Blue Wind Project, LLC (100%; Sole Member)
 Minco Wind Energy III, LLC (100%; Sole Member)
 Minco IV & V Interconnection, LLC (27.04%; Managing Member)
 White Mesa Wind, LLC (100%; Sole Member)
 Stargrass Class A Holdings, LLC (100%; Sole Member)
 Stargrass, LLC (100%; Class A Member)
 Borderlands Wind, LLC (100%; Sole Member)
 Borderlands Wind Holdings, LLC (100%; Sole Member)
 Cool Springs Solar, LLC (100%; Sole Member)
 Ensign Wind Energy, LLC (100%; Sole Member)
 Hubbard Wind, LLC (100%; Sole Member)
 Irish Creek Wind, LLC (100%; Sole Member)
 Quinebaug Solar, LLC (100%; Sole Member)
 Quitman II Solar, LLC (100%; Sole Member)
 NEP Renewables III, LLC (100%; Class A Member)
 Star Moon Holdings, LLC (100%; Class A Member)
 Moonlight Bay Class A Holdings, LLC (100%; Sole Member)
 Moonlight Bay Renewables, LLC (100%; Class A Member)
 Dodge Flat Solar, LLC (100%; Sole Member)
 Elora Solar, LLC (100%; Sole Member)

Fish Springs Ranch Solar, LLC (100%; Sole Member)
 Little Blue Wind Project, LLC (100%; Sole Member)
 Minco Wind Energy III, LLC (100%; Sole Member)
 Minco IV & V Interconnection, LLC (27.04%; Managing Member)
 White Mesa Wind, LLC (100%; Sole Member)
 Stargrass Class A Holdings, LLC (100%; Sole Member)
 Stargrass, LLC (100%; Class A Member)
 Borderlands Wind, LLC (100%; Sole Member)
 Borderlands Wind Holdings, LLC (100%; Sole Member)
 Cool Springs Solar, LLC (100%; Sole Member)
 Ensign Wind Energy, LLC (100%; Sole Member)
 Hubbard Wind, LLC (100%; Sole Member)
 Irish Creek Wind, LLC (100%; Sole Member)
 Quinebaug Solar, LLC (100%; Sole Member)
 Quitman II Solar, LLC (100%; Sole Member)
 NEP Renewables Holdings IV, LLC (100%; Sole Member)
 NEP Renewables IV, LLC (100%; Class A Member)
 Alta Wind Portfolio, LLC (100%; Sole Member)
 Tusk Wind Holdings, LLC (100%; Sole Member)
 Alta Wind VIII, LLC (100%; Sole Member)
 Dogwood Wind Holdings, LLC (100%; Sole Member)
 Dogwood Wind, LLC (100%; Class A Tax Equity Member)
 Oliver Wind III, LLC (100%; Sole Member)
 Osborn Wind Energy, LLC (100%; Sole Member)
 Elk City Sholes Holdings, LLC (100%; Sole Member)
 Elk City II Wind Funding, LLC (100%; Sole Member)
 Southwest Wind, LLC (100%; Class A Tax Equity Member)
 Elk City Renewables II, LLC (100%; Sole Member)
 Sholes Wind Funding, LLC (100%; Sole Member)
 Sholes Wind Class A Holdings, LLC (100%; Sole Member)
 Sholes Wind, LLC (100%; Class A Member)
 Emerald Breeze Holdings, LLC (100%; Class A Member)
 Emerald Breeze Class A Holdings, LLC (100%; Sole Member)
 Emerald Breeze, LLC (100%; Class A Member)
 Appaloosa Run Wind, LLC (100%; Sole Member)
 Eight Point Wind, LLC (100%; Sole Member)
 Great Prairie Wind, LLC (100%; Sole Member)
 Yellow Pine Solar, LLC (100%; Sole Member)
 Yellow Pine Solar Interconnect, LLC (50%; Managing Member)
 Golden West Wind Holdings, LLC (100%; Sole Member)
 Golden West Power Partners, LLC (100%; Class A Tax Equity Member)
 Nokota Wind Holdings, LLC (100%; Sole Member)
 Nokota Wind, LLC (100%; Class A Tax Equity Member)
 Brady Wind II, LLC (100%; Sole Member)
 Brady Interconnection, LLC (50%; Member)
 Brady Wind, LLC (100%; Sole Member)
 Brady Interconnection, LLC (50%; Managing Member)
 Sac County Wind Holdings, LLC (100%; Sole Member)
 Sac County Wind Class A Holdings, LLC (100%; Class A Member)
 Sac County Wind, LLC (100%; Class A Member)
 NEP Renewables IV, LLC (31.2%; Class B Member)
 Alta Wind Portfolio, LLC (100%; Sole Member)
 Tusk Wind Holdings, LLC (100%; Sole Member)
 Alta Wind VIII, LLC (100%; Sole Member)
 Dogwood Wind Holdings, LLC (100%; Sole Member)
 Dogwood Wind, LLC (100%; Class A Tax Equity Member)
 Oliver Wind III, LLC (100%; Sole Member)

Osborn Wind Energy, LLC (100%; Sole Member)
 Elk City Shoes Holdings, LLC (100%; Sole Member)
 Elk City II Wind Funding, LLC (100%; Sole Member)
 Southwest Wind, LLC (100%; Class A Tax Equity Member)
 Elk City Renewables II, LLC (100%; Sole Member)
 Shoes Wind Funding, LLC (100%; Sole Member)
 Shoes Wind Class A Holdings, LLC (100%; Sole Member)
 Shoes Wind, LLC (100%; Class A Member)
 Emerald Breeze Holdings, LLC (100%; Class A Member)
 Emerald Breeze Class A Holdings, LLC (100%; Sole Member)
 Emerald Breeze, LLC (100%; Class A Member)
 Appaloosa Run Wind, LLC (100%; Sole Member)
 Eight Point Wind, LLC (100%; Sole Member)
 Great Prairie Wind, LLC (100%; Sole Member)
 Yellow Pine Solar, LLC (100%; Sole Member)
 Yellow Pine Solar Interconnect, LLC (50%; Managing Member)
 Golden West Wind Holdings, LLC (100%; Sole Member)
 Golden West Power Partners, LLC (100%; Class A Tax Equity Member)
 Nokota Wind Holdings, LLC (100%; Sole Member)
 Nokota Wind, LLC (100%; Class A Tax Equity Member)
 Brady Wind II, LLC (100%; Sole Member)
 Brady Interconnection, LLC (50%; Member)
 Brady Wind, LLC (100%; Sole Member)
 Brady Interconnection, LLC (50%; Managing Member)
 Sac County Wind Holdings, LLC (100%; Sole Member)
 Sac County Wind Class A Holdings, LLC (100%; Class A Member)
 Sac County Wind, LLC (100%; Class A Member)
 NEP Renewables Holdings, LLC (100%; Sole Member)
 NEP Renewables, LLC (100%; Sole Member)
 Breckinridge Wind Class A Holdings, LLC (100%; Sole Member)
 Breckinridge Wind Project, LLC (100%; Class A Tax Equity Member)
 Carousel Wind Holdings, LLC (100%; Sole Member)
 Carousel Wind Farm, LLC (100%; Class A Tax Equity Member)
 Monarch Wind Holdings, LLC (100%; Sole Member)
 Monarch Wind, LLC (100%; Class A Tax Equity Member)
 Javelina Wind Holdings II, LLC (100%; Sole Member)
 Javelina Wind Energy II, LLC (100%; Sole Member)
 Javelina Interconnection, LLC (45%; Member)
 Rush Springs Wind Energy, LLC (100%; Sole Member)
 Mountain View Solar Holdings, LLC (100%; Sole Member)
 Mountain View Solar, LLC (100%; Sole Member)
 Pacific Plains Wind Class A Holdings, LLC (100%; Sole Member)
 Pacific Plains Wind, LLC (100%; Class A Tax Equity Member)
 Cottonwood Wind Project Holdings, LLC (100%; Sole Member)
 Cottonwood Wind Project, LLC (100%; Sole Member)
 Golden Hills North Wind, LLC (100%; Sole Member)
 Golden Hills Interconnection, LLC (32.4%; Member)
 NextEra Energy Bluff Point, LLC (100%; Sole Member)
 NextEra Desert Sunlight Holdings, LLC (99.8%; Member)
 Desert Sunlight Investment Holdings, LLC (50%; Managing Member)
 Desert Sunlight Holdings, LLC (100%; Sole Member)
 Desert Sunlight 250, LLC (100%; Sole Member)
 Desert Sunlight 300, LLC (100%; Sole Member)
 Nutmeg Solar Holdings, LLC (33.3%; Member)
 Nutmeg Solar, LLC (100%; Sole Member)
 Palomino Wind Holdings, LLC (100%; Sole Member)
 Palomino Wind, LLC (100%; Class A Tax Equity Member)

Kingman Wind Energy I, LLC (100%; Sole Member)
 Kingman Wind Energy II, LLC (100%; Sole Member)
 Prairie View Wind Holdings, LLC (100%; Sole Member)
 Ninnescah Wind Energy LLC (100%; Sole Member)
 Seiling Wind Investments, LLC (100%; Sole Member)
 Seiling Wind Holdings, LLC (100%; Sole Member)
 Seiling Wind Portfolio, LLC (100%; Class A Tax Equity Member)
 Seiling Wind II, LLC (100%; Sole Member)
 Seiling Wind Interconnection Services, LLC (33%; Member)
 Seiling Wind, LLC (100%; Sole Member)
 Seiling Wind Interconnection Services, LLC (67%; Managing Member)
 Shaw Creek Solar Holdings, LLC (33.3%; Member)
 Shaw Creek Solar, LLC (100%; Sole Member)
 Solar Holdings Portfolio 12, LLC (100%; Class C Member)
 DG Portfolio 2019 Holdings, LLC (100%; Sole Member)
 DG Portfolio 2019, LLC (100%; Sole Member)
 DG Amaze, LLC (100%; Sole Member)
 DG California Solar, LLC (100%; Sole Member)
 DG Colorado Solar, LLC (100%; Sole Member)
 DG LF Solar, LLC (100%; Sole Member)
 DG Minnesota CSG 1, LLC (100%; Sole Member)
 DG Minnesota CSG, LLC (100%; Sole Member)
 DG New Jersey Solar, LLC (100%; Sole Member)
 DG New York Solar, LLC (100%; Sole Member)
 DG Northeast Solar, LLC (100%; Sole Member)
 DG SUNY Solar 1, LLC (100%; Sole Member)
 DG Southwest Solar Portfolio 2019, LLC (100%; Sole Member)
 DG Waipio, LLC (100%; Sole Member)
 Pacific Energy Solutions LLC (100%; Sole Member)
 HL Solar LLC (100%; Sole Member)
 W2 Solar Holdings, LLC (100%; Sole Member)
 Sierra Solar Funding, LLC (100%; Sole Member)
 Sierra Solar Holdings, LLC (100%; Sole Member)
 Westside Solar, LLC (100%; Sole Member)
 Whitney Point Solar, LLC (100%; Sole Member)
 Southwest Solar Holdings, LLC (100%; Member)
 Hatch Solar Energy Center I LLC (100%; Sole Member)
 Sunlight Renewables Holdings, LLC (100%; Class A Member)
 Sunlight Renewables Class A Holdings, LLC (100%; Sole Member)
 Sunlight Renewables, LLC (100%; Class A Member)
 Sunlight Storage, LLC (100%; Sole Member)
 VMCLR Holdings, LLC (100%; Sole Member)
 Indigo Plains Solar Class B Holdings, LLC (100%; Sole Member)
 Indigo Plains Solar, LLC (100%; Class B Tax Equity Member)
 Chaves County Solar, LLC (100%; Sole Member)
 Chaves County Solar Holdings, LLC (100%; Sole Member)
 Live Oak Solar, LLC (100%; Sole Member)
 River Bend Solar, LLC (100%; Sole Member)
 Indigo Plains Solar Funding, LLC (100%; Sole Member)
 Indigo Plains Solar Holdings, LLC (100%; Sole Member)
 Indigo Plains Solar, LLC (100%; Class A Tax Equity Member)
 Chaves County Solar, LLC (100%; Sole Member)
 Chaves County Solar Holdings, LLC (100%; Sole Member)
 Live Oak Solar, LLC (100%; Sole Member)
 River Bend Solar, LLC (100%; Sole Member)
 Whiptail-Montezuma Funding, LLC (100%; Sole Member)
 Whiptail-Montezuma Holdings, LLC (100%; Sole Member)

Montezuma Wind Holdings II, LLC (100%; Sole Member)
NextEra Energy Montezuma II Wind, LLC (100%; Sole Member)
Southwest Wind Class A Holdings, LLC (100%; Class A Member)
Whiptail Wind, LLC (100%; Class A Tax Equity Member)
Casa Mesa Wind, LLC (100%; Sole Member)
Casa Mesa Wind Investments, LLC (100%; Sole Member)
Langdon Renewables, LLC (100%; Sole Member)
New Mexico Wind, LLC (100%; Sole Member)
Pacific Power Investments, LLC (100%; Sole Member)
Southwest Wind Class A Holdings, LLC (100%; Class B Member)
Whiptail Wind, LLC (100%; Class A Tax Equity Member)
Casa Mesa Wind, LLC (100%; Sole Member)
Casa Mesa Wind Investments, LLC (100%; Sole Member)
Langdon Renewables, LLC (100%; Sole Member)
New Mexico Wind, LLC (100%; Sole Member)
Pacific Power Investments, LLC (100%; Sole Member)
Windstar Portfolio, LLC (100%; Sole Member)
Tusk Wind Holdings II, LLC (100%; Sole Member)
Windstar Energy, LLC (100%; Sole Member)
NextEra Energy Partners Constructors, LLC (100%; Sole Member)
NextEra Energy Partners Solar Acquisitions, LLC (100%; Sole Member)
Adelanto CA II, LLC (100%; Sole Member)
Adelanto Solar Funding, LLC (50.01%; Member)
Adelanto Solar Holdings, LLC (100%; Sole Member)
Adelanto Solar II, LLC (100%; Sole Member)
Adelanto Solar, LLC (100%; Sole Member)
McCoy CA II, LLC (100%; Sole Member)
McCoy Solar Holdings, LLC (50.01%; Member)
McCoy Solar Funding, LLC (100%; Sole Member)
McCoy Solar, LLC (100%; Sole Member)
NextEra Desert Center Blythe, LLC (50%; Member)
NextEra Energy Partners Ventures, LLC (100%; Sole Member)
NET Holdings Management, LLC (100%; Sole Member)
NextEra Energy Partners Pipelines Holdings, LLC (100%; Sole Member)
NextEra Energy Partners Pipelines, LLC (100%; Managing Member)
Meade Pipeline Investment Holdings, LLC (100%; Sole Member)
Meade Pipeline Investment, LLC (100%; Sole Member)
Meade Pipeline Co LLC (75%; Managing Member)
Redwood Meade Pipeline, LLC (100%; Sole Member)
Redwood Midstream, LLC (90%; Managing Member)
Redwood Meade Midstream MPC, LLC (100%; Sole Member)
Meade Pipeline Co LLC (15%; Member)
River Road Interests LLC (100%; Sole Member)
Meade Pipeline Co LLC (10%; Member)
Redwood Midstream, LLC (10%; Member)
Redwood Meade Midstream MPC, LLC (100%; Sole Member)
Meade Pipeline Co LLC (15%; Member)
River Road Interests LLC (100%; Sole Member)
Meade Pipeline Co LLC (10%; Member)
South Texas Midstream Holdings, LLC (100%; Sole Member)
South Texas Midstream, LLC (100%; Class B Member)
South Texas Midstream, LLC (100%; Class A Member)
Northern Colorado Wind Energy, LLC (100%; Sole Member)
Palo Duro Wind Portfolio, LLC (100%; Sole Member)
Palo Duro Wind Project Holdings, LLC (100%; Sole Member)
Palo Duro Wind Energy, LLC (100%; Sole Member)
Palo Duro Wind Interconnection Services, LLC (88%; Managing Member)

Shafter Solar Portfolio, LLC (100%; Sole Member)
 Shafter Solar Holdings, LLC (100%; Sole Member)
 Shafter Solar, LLC (100%; Sole Member)
 Tusk Wind Holdings III, LLC (100%; Sole Member)
 Granite Reliable Power, LLC (100%; Sole Member)
 NextEra Energy Partners, LP (51.4751%; Limited Partner)
 NextEra Energy Operating Partners GP, LLC (100%; Sole Member)
 NextEra Energy Operating Partners, LP (100%; General Partner)
 NextEra Energy US Partners Holdings, LLC (100%; Sole Member)
 GR Bage (NEP), LLC (100%; Sole Member)
 Genesis Purchaser Holdings, LLC (100%; Sole Member)
 Genesis Purchaser, LLC (100%; Sole Member)
 Genesis Solar Funding Holdings, LLC (100%; Sole Member)
 Genesis Solar Funding, LLC (100%; Sole Member)
 Genesis Solar Holdings, LLC (100%; Class A Tax Equity Member)
 Elk City Wind, LLC (100%; Sole Member)
 Genesis Solar, LLC (100%; Sole Member)
 NextEra Desert Center Blythe, LLC (50%; Member)
 Golden Plains Class A Holdings, LLC (100%; Sole Member)
 Golden Plains, LLC (100%; Class A Member)
 Baldwin Wind Energy, LLC (100%; Sole Member)
 Northern Colorado Wind Energy Center II, LLC (100%; Sole Member)
 Northern Colorado Interconnect, LLC (12.9%; Member)
 Northern Colorado Wind Energy Center, LLC (100%; Sole Member)
 Northern Colorado Interconnect, LLC (87.1%; Managing Member)
 Wilmot Energy Center, LLC (100%; Sole Member)
 Pine Brooke Class A Holdings, LLC (40%; Member)
 Pine Brooke, LLC (100%; Class A Tax Equity Member)
 Blue Summit III Wind, LLC (100%; Sole Member)
 Blue Summit Interconnection, LLC (25%; Member)
 Harmony Florida Solar, LLC (100%; Sole Member)
 Ponderosa Wind, LLC (100%; Sole Member)
 Saint Solar, LLC (100%; Sole Member)
 Sanford Airport Solar, LLC (100%; Sole Member)
 Soldier Creek Wind, LLC (100%; Sole Member)
 Taylor Creek Solar, LLC (100%; Sole Member)
 NextEra Energy Partners Acquisitions, LLC (100%; Sole Member)
 Baldwin Wind, LLC (100%; Sole Member)
 Bayhawk Wind Portfolio, LLC (100%; Sole Member)
 Bayhawk Wind Holdings, LLC (100%; Sole Member)
 Bayhawk Wind, LLC (100%; Class A Member)
 Cedar Bluff Wind, LLC (100%; Sole Member)
 Golden Hills Wind, LLC (100%; Sole Member)
 Golden Hills Interconnection, LLC (67.6%; Managing Member)
 Coram Portfolio II, LLC (100%; Sole Member)
 Tusk Wind Holdings V, LLC (100%; Sole Member)
 RET Coram Tehachapi Wind GP, LLC (100%; Sole Member)
 Coram California Development, L.P. (0.01%; General Partner)
 RET Tehachapi Wind Development, LLC (100%; Sole Member)
 Coram California Development, L.P. (99.99%; Limited Partner)
 Coram Portfolio, LLC (100%; Sole Member)
 Tusk Wind Holdings IV, LLC (100%; Sole Member)
 Coram Energy LLC (100%; Sole Member)
 Coram Tehachapi, LLC (100%; Sole Member)
 HW CA Holdings, LLC (100%; Member)
 High Winds, LLC (100%; Sole Member)

Javelina Wind Funding, LLC (100%; Sole Member)
 Javelina Wind Energy Holdings, LLC (100%; Sole Member)
 Javelina Wind Energy, LLC (100%; Sole Member)
 Javelina Interconnection, LLC (55%; Managing Member)
Mammoth Plains Wind Project Holdings, LLC (100%; Sole Member)
 Mammoth Plains Wind Project, LLC (100%; Class A Member)
Meadowlark Wind, LLC (100%; Sole Member)
NEP Renewables Holdings II, LLC (100%; Sole Member)
 NEP Renewables II, LLC (100%; Managing Member)
 Ashtabula Wind II, LLC (100%; Sole Member)
 Ashtabula Wind III, LLC (100%; Sole Member)
 FPL Energy Vansycle L.L.C. (100%; Sole Member)
 Garden Wind, LLC (100%; Sole Member)
 Perrin Ranch Wind, LLC (100%; Sole Member)
 Rosmar Portfolio, LLC (100%; Sole Member)
 Rosmar Holdings, LLC (100%; Member)
 Marshall Solar, LLC (100%; Sole Member)
 Roswell Solar, LLC (100%; Sole Member)
 Roswell Solar Holdings, LLC (100%; Sole Member)
 SSSS Holdings, LLC (100%; Sole Member)
 Silver State South Solar, LLC (49.99%; Managing Member)
 Silver State Solar Power South, LLC (100%; Sole Member)
 Tuscola Bay Wind, LLC (100%; Sole Member)
 White Oak Energy Holdings, LLC (100%; Sole Member)
 White Oak Energy LLC (100%; Sole Member)
NEP Renewables Holdings III, LLC (100%; Sole Member)
 NEP Renewables III, LLC (50%; Class B Member)
 Star Moon Holdings, LLC (100%; Class A Member)
 Moonlight Bay Class A Holdings, LLC (100%; Sole Member)
 Moonlight Bay Renewables, LLC (100%; Class A Member)
 Dodge Flat Solar, LLC (100%; Sole Member)
 Elora Solar, LLC (100%; Sole Member)
 Fish Springs Ranch Solar, LLC (100%; Sole Member)
 Little Blue Wind Project, LLC (100%; Sole Member)
 Minco Wind Energy III, LLC (100%; Sole Member)
 Minco IV & V Interconnection, LLC (27.04%; Managing Member)
 White Mesa Wind, LLC (100%; Sole Member)
 Stargrass Class A Holdings, LLC (100%; Sole Member)
 Stargrass, LLC (100%; Class A Member)
 Borderlands Wind, LLC (100%; Sole Member)
 Borderlands Wind Holdings, LLC (100%; Sole Member)
 Cool Springs Solar, LLC (100%; Sole Member)
 Ensign Wind Energy, LLC (100%; Sole Member)
 Hubbard Wind, LLC (100%; Sole Member)
 Irish Creek Wind, LLC (100%; Sole Member)
 Quinebaug Solar, LLC (100%; Sole Member)
 Quitman II Solar, LLC (100%; Sole Member)
NEP Renewables III, LLC (100%; Class A Member)
 Star Moon Holdings, LLC (100%; Class A Member)
 Moonlight Bay Class A Holdings, LLC (100%; Sole Member)
 Moonlight Bay Renewables, LLC (100%; Class A Member)
 Dodge Flat Solar, LLC (100%; Sole Member)
 Elora Solar, LLC (100%; Sole Member)
 Fish Springs Ranch Solar, LLC (100%; Sole Member)
 Little Blue Wind Project, LLC (100%; Sole Member)
 Minco Wind Energy III, LLC (100%; Sole Member)
 Minco IV & V Interconnection, LLC (27.04%; Managing Member)

White Mesa Wind, LLC (100%; Sole Member)
 Stargrass Class A Holdings, LLC (100%; Sole Member)
 Stargrass, LLC (100%; Class A Member)
 Borderlands Wind, LLC (100%; Sole Member)
 Borderlands Wind Holdings, LLC (100%; Sole Member)
 Cool Springs Solar, LLC (100%; Sole Member)
 Ensign Wind Energy, LLC (100%; Sole Member)
 Hubbard Wind, LLC (100%; Sole Member)
 Irish Creek Wind, LLC (100%; Sole Member)
 Quinebaug Solar, LLC (100%; Sole Member)
 Quitman II Solar, LLC (100%; Sole Member)
 NEP Renewables Holdings IV, LLC (100%; Sole Member)
 NEP Renewables IV, LLC (100%; Class A Member)
 Alta Wind Portfolio, LLC (100%; Sole Member)
 Tusk Wind Holdings, LLC (100%; Sole Member)
 Alta Wind VIII, LLC (100%; Sole Member)
 Dogwood Wind Holdings, LLC (100%; Sole Member)
 Dogwood Wind, LLC (100%; Class A Tax Equity Member)
 Oliver Wind III, LLC (100%; Sole Member)
 Osborn Wind Energy, LLC (100%; Sole Member)
 Elk City Sholes Holdings, LLC (100%; Sole Member)
 Elk City II Wind Funding, LLC (100%; Sole Member)
 Southwest Wind, LLC (100%; Class A Tax Equity Member)
 Elk City Renewables II, LLC (100%; Sole Member)
 Sholes Wind Funding, LLC (100%; Sole Member)
 Sholes Wind Class A Holdings, LLC (100%; Sole Member)
 Sholes Wind, LLC (100%; Class A Member)
 Emerald Breeze Holdings, LLC (100%; Class A Member)
 Emerald Breeze Class A Holdings, LLC (100%; Sole Member)
 Emerald Breeze, LLC (100%; Class A Member)
 Appaloosa Run Wind, LLC (100%; Sole Member)
 Eight Point Wind, LLC (100%; Sole Member)
 Great Prairie Wind, LLC (100%; Sole Member)
 Yellow Pine Solar, LLC (100%; Sole Member)
 Yellow Pine Solar Interconnect, LLC (50%; Managing Member)
 Golden West Wind Holdings, LLC (100%; Sole Member)
 Golden West Power Partners, LLC (100%; Class A Tax Equity Member)
 Nokota Wind Holdings, LLC (100%; Sole Member)
 Nokota Wind, LLC (100%; Class A Tax Equity Member)
 Brady Wind II, LLC (100%; Sole Member)
 Brady Interconnection, LLC (50%; Member)
 Brady Wind, LLC (100%; Sole Member)
 Brady Interconnection, LLC (50%; Managing Member)
 Sac County Wind Holdings, LLC (100%; Sole Member)
 Sac County Wind Class A Holdings, LLC (100%; Class A Member)
 Sac County Wind, LLC (100%; Class A Member)
 NEP Renewables IV, LLC (31.2%; Class B Member)
 Alta Wind Portfolio, LLC (100%; Sole Member)
 Tusk Wind Holdings, LLC (100%; Sole Member)
 Alta Wind VIII, LLC (100%; Sole Member)
 Dogwood Wind Holdings, LLC (100%; Sole Member)
 Dogwood Wind, LLC (100%; Class A Tax Equity Member)
 Oliver Wind III, LLC (100%; Sole Member)
 Osborn Wind Energy, LLC (100%; Sole Member)
 Elk City Sholes Holdings, LLC (100%; Sole Member)
 Elk City II Wind Funding, LLC (100%; Sole Member)
 Southwest Wind, LLC (100%; Class A Tax Equity Member)

Elk City Renewables II, LLC (100%; Sole Member)
 Sholes Wind Funding, LLC (100%; Sole Member)
 Sholes Wind Class A Holdings, LLC (100%; Sole Member)
 Sholes Wind, LLC (100%; Class A Member)
 Emerald Breeze Holdings, LLC (100%; Class A Member)
 Emerald Breeze Class A Holdings, LLC (100%; Sole Member)
 Emerald Breeze, LLC (100%; Class A Member)
 Appaloosa Run Wind, LLC (100%; Sole Member)
 Eight Point Wind, LLC (100%; Sole Member)
 Great Prairie Wind, LLC (100%; Sole Member)
 Yellow Pine Solar, LLC (100%; Sole Member)
 Yellow Pine Solar Interconnect, LLC (50%; Managing Member)
 Golden West Wind Holdings, LLC (100%; Sole Member)
 Golden West Power Partners, LLC (100%; Class A Tax Equity Member)
 Nokota Wind Holdings, LLC (100%; Sole Member)
 Nokota Wind, LLC (100%; Class A Tax Equity Member)
 Brady Wind II, LLC (100%; Sole Member)
 Brady Interconnection, LLC (50%; Member)
 Brady Wind, LLC (100%; Sole Member)
 Brady Interconnection, LLC (50%; Managing Member)
 Sac County Wind Holdings, LLC (100%; Sole Member)
 Sac County Wind Class A Holdings, LLC (100%; Class A Member)
 Sac County Wind, LLC (100%; Class A Member)
 NEP Renewables Holdings, LLC (100%; Sole Member)
 NEP Renewables, LLC (100%; Sole Member)
 Breckinridge Wind Class A Holdings, LLC (100%; Sole Member)
 Breckinridge Wind Project, LLC (100%; Class A Tax Equity Member)
 Carousel Wind Holdings, LLC (100%; Sole Member)
 Carousel Wind Farm, LLC (100%; Class A Tax Equity Member)
 Monarch Wind Holdings, LLC (100%; Sole Member)
 Monarch Wind, LLC (100%; Class A Tax Equity Member)
 Javelina Wind Holdings II, LLC (100%; Sole Member)
 Javelina Wind Energy II, LLC (100%; Sole Member)
 Javelina Interconnection, LLC (45%; Member)
 Rush Springs Wind Energy, LLC (100%; Sole Member)
 Mountain View Solar Holdings, LLC (100%; Sole Member)
 Mountain View Solar, LLC (100%; Sole Member)
 Pacific Plains Wind Class A Holdings, LLC (100%; Sole Member)
 Pacific Plains Wind, LLC (100%; Class A Tax Equity Member)
 Cottonwood Wind Project Holdings, LLC (100%; Sole Member)
 Cottonwood Wind Project, LLC (100%; Sole Member)
 Golden Hills North Wind, LLC (100%; Sole Member)
 Golden Hills Interconnection, LLC (32.4%; Member)
 NextEra Energy Bluff Point, LLC (100%; Sole Member)
 NextEra Desert Sunlight Holdings, LLC (99.8%; Member)
 Desert Sunlight Investment Holdings, LLC (50%; Managing Member)
 Desert Sunlight Holdings, LLC (100%; Sole Member)
 Desert Sunlight 250, LLC (100%; Sole Member)
 Desert Sunlight 300, LLC (100%; Sole Member)
 Nutmeg Solar Holdings, LLC (33.3%; Member)
 Nutmeg Solar, LLC (100%; Sole Member)
 Palomino Wind Holdings, LLC (100%; Sole Member)
 Palomino Wind, LLC (100%; Class A Tax Equity Member)
 Kingman Wind Energy I, LLC (100%; Sole Member)
 Kingman Wind Energy II, LLC (100%; Sole Member)
 Prairie View Wind Holdings, LLC (100%; Sole Member)
 Ninnescah Wind Energy LLC (100%; Sole Member)

Seiling Wind Investments, LLC (100%; Sole Member)
 Seiling Wind Holdings, LLC (100%; Sole Member)
 Seiling Wind Portfolio, LLC (100%; Class A Tax Equity Member)
 Seiling Wind II, LLC (100%; Sole Member)
 Seiling Wind Interconnection Services, LLC (33%; Member)
 Seiling Wind, LLC (100%; Sole Member)
 Seiling Wind Interconnection Services, LLC (67%; Managing Member)
Shaw Creek Solar Holdings, LLC (33.3%; Member)
 Shaw Creek Solar, LLC (100%; Sole Member)
Solar Holdings Portfolio 12, LLC (100%; Class C Member)
 DG Portfolio 2019 Holdings, LLC (100%; Sole Member)
 DG Portfolio 2019, LLC (100%; Sole Member)
 DG Amaze, LLC (100%; Sole Member)
 DG California Solar, LLC (100%; Sole Member)
 DG Colorado Solar, LLC (100%; Sole Member)
 DG LF Solar, LLC (100%; Sole Member)
 DG Minnesota CSG 1, LLC (100%; Sole Member)
 DG Minnesota CSG, LLC (100%; Sole Member)
 DG New Jersey Solar, LLC (100%; Sole Member)
 DG New York Solar, LLC (100%; Sole Member)
 DG Northeast Solar, LLC (100%; Sole Member)
 DG SUNY Solar 1, LLC (100%; Sole Member)
 DG Southwest Solar Portfolio 2019, LLC (100%; Sole Member)
 DG Waipio, LLC (100%; Sole Member)
 Pacific Energy Solutions LLC (100%; Sole Member)
 HL Solar LLC (100%; Sole Member)
 W2 Solar Holdings, LLC (100%; Sole Member)
 Sierra Solar Funding, LLC (100%; Sole Member)
 Sierra Solar Holdings, LLC (100%; Sole Member)
 Westside Solar, LLC (100%; Sole Member)
 Whitney Point Solar, LLC (100%; Sole Member)
Southwest Solar Holdings, LLC (100%; Member)
 Hatch Solar Energy Center I LLC (100%; Sole Member)
Sunlight Renewables Holdings, LLC (100%; Class A Member)
 Sunlight Renewables Class A Holdings, LLC (100%; Sole Member)
 Sunlight Renewables, LLC (100%; Class A Member)
 Sunlight Storage, LLC (100%; Sole Member)
VMCLR Holdings, LLC (100%; Sole Member)
 Indigo Plains Solar Class B Holdings, LLC (100%; Sole Member)
 Indigo Plains Solar, LLC (100%; Class B Tax Equity Member)
 Chaves County Solar, LLC (100%; Sole Member)
 Chaves County Solar Holdings, LLC (100%; Sole Member)
 Live Oak Solar, LLC (100%; Sole Member)
 River Bend Solar, LLC (100%; Sole Member)
 Indigo Plains Solar Funding, LLC (100%; Sole Member)
 Indigo Plains Solar Holdings, LLC (100%; Sole Member)
 Indigo Plains Solar, LLC (100%; Class A Tax Equity Member)
 Chaves County Solar, LLC (100%; Sole Member)
 Chaves County Solar Holdings, LLC (100%; Sole Member)
 Live Oak Solar, LLC (100%; Sole Member)
 River Bend Solar, LLC (100%; Sole Member)
Whiptail-Montezuma Funding, LLC (100%; Sole Member)
 Whiptail-Montezuma Holdings, LLC (100%; Sole Member)
 Montezuma Wind Holdings II, LLC (100%; Sole Member)
 NextEra Energy Montezuma II Wind, LLC (100%; Sole Member)
 Southwest Wind Class A Holdings, LLC (100%; Class A Member)
 Whiptail Wind, LLC (100%; Class A Tax Equity Member)

Casa Mesa Wind, LLC (100%; Sole Member)
 Casa Mesa Wind Investments, LLC (100%; Sole Member)
 Langdon Renewables, LLC (100%; Sole Member)
 New Mexico Wind, LLC (100%; Sole Member)
 Pacific Power Investments, LLC (100%; Sole Member)
 Southwest Wind Class A Holdings, LLC (100%; Class B Member)
 Whiptail Wind, LLC (100%; Class A Tax Equity Member)
 Casa Mesa Wind, LLC (100%; Sole Member)
 Casa Mesa Wind Investments, LLC (100%; Sole Member)
 Langdon Renewables, LLC (100%; Sole Member)
 New Mexico Wind, LLC (100%; Sole Member)
 Pacific Power Investments, LLC (100%; Sole Member)
 Windstar Portfolio, LLC (100%; Sole Member)
 Tusk Wind Holdings II, LLC (100%; Sole Member)
 Windstar Energy, LLC (100%; Sole Member)
 NextEra Energy Partners Constructors, LLC (100%; Sole Member)
 NextEra Energy Partners Solar Acquisitions, LLC (100%; Sole Member)
 Adelanto CA II, LLC (100%; Sole Member)
 Adelanto Solar Funding, LLC (50.01%; Member)
 Adelanto Solar Holdings, LLC (100%; Sole Member)
 Adelanto Solar II, LLC (100%; Sole Member)
 Adelanto Solar, LLC (100%; Sole Member)
 McCoy CA II, LLC (100%; Sole Member)
 McCoy Solar Holdings, LLC (50.01%; Member)
 McCoy Solar Funding, LLC (100%; Sole Member)
 McCoy Solar, LLC (100%; Sole Member)
 NextEra Desert Center Blythe, LLC (50%; Member)
 NextEra Energy Partners Ventures, LLC (100%; Sole Member)
 NET Holdings Management, LLC (100%; Sole Member)
 NextEra Energy Partners Pipelines Holdings, LLC (100%; Sole Member)
 NextEra Energy Partners Pipelines, LLC (100%; Managing Member)
 Meade Pipeline Investment Holdings, LLC (100%; Sole Member)
 Meade Pipeline Investment, LLC (100%; Sole Member)
 Meade Pipeline Co LLC (75%; Managing Member)
 Redwood Meade Pipeline, LLC (100%; Sole Member)
 Redwood Midstream, LLC (90%; Managing Member)
 Redwood Meade Midstream MPC, LLC (100%; Sole Member)
 Meade Pipeline Co LLC (15%; Member)
 River Road Interests LLC (100%; Sole Member)
 Meade Pipeline Co LLC (10%; Member)
 Redwood Midstream, LLC (10%; Member)
 Redwood Meade Midstream MPC, LLC (100%; Sole Member)
 Meade Pipeline Co LLC (15%; Member)
 River Road Interests LLC (100%; Sole Member)
 Meade Pipeline Co LLC (10%; Member)
 South Texas Midstream Holdings, LLC (100%; Sole Member)
 South Texas Midstream, LLC (100%; Class B Member)
 South Texas Midstream, LLC (100%; Class A Member)
 Northern Colorado Wind Energy, LLC (100%; Sole Member)
 Palo Duro Wind Portfolio, LLC (100%; Sole Member)
 Palo Duro Wind Project Holdings, LLC (100%; Sole Member)
 Palo Duro Wind Energy, LLC (100%; Sole Member)
 Palo Duro Wind Interconnection Services, LLC (88%; Managing Member)
 Shafter Solar Portfolio, LLC (100%; Sole Member)
 Shafter Solar Holdings, LLC (100%; Sole Member)
 Shafter Solar, LLC (100%; Sole Member)
 Tusk Wind Holdings III, LLC (100%; Sole Member)

Granite Reliable Power, LLC (100%; Sole Member)
 NextEra Energy Operating Partners, LP (48.525%; Limited Partner)
 NextEra Energy US Partners Holdings, LLC (100%; Sole Member)
 GR Bage (NEP), LLC (100%; Sole Member)
 Genesis Purchaser Holdings, LLC (100%; Sole Member)
 Genesis Purchaser, LLC (100%; Sole Member)
 Genesis Solar Funding Holdings, LLC (100%; Sole Member)
 Genesis Solar Funding, LLC (100%; Sole Member)
 Genesis Solar Holdings, LLC (100%; Class A Tax Equity Member)
 Elk City Wind, LLC (100%; Sole Member)
 Genesis Solar, LLC (100%; Sole Member)
 NextEra Desert Center Blythe, LLC (50%; Member)
 Golden Plains Class A Holdings, LLC (100%; Sole Member)
 Golden Plains, LLC (100%; Class A Member)
 Baldwin Wind Energy, LLC (100%; Sole Member)
 Northern Colorado Wind Energy Center II, LLC (100%; Sole Member)
 Northern Colorado Interconnect, LLC (12.9%; Member)
 Northern Colorado Wind Energy Center, LLC (100%; Sole Member)
 Northern Colorado Interconnect, LLC (87.1%; Managing Member)
 Wilmot Energy Center, LLC (100%; Sole Member)
 Pine Brooke Class A Holdings, LLC (40%; Member)
 Pine Brooke, LLC (100%; Class A Tax Equity Member)
 Blue Summit III Wind, LLC (100%; Sole Member)
 Blue Summit Interconnection, LLC (25%; Member)
 Harmony Florida Solar, LLC (100%; Sole Member)
 Ponderosa Wind, LLC (100%; Sole Member)
 Saint Solar, LLC (100%; Sole Member)
 Sanford Airport Solar, LLC (100%; Sole Member)
 Soldier Creek Wind, LLC (100%; Sole Member)
 Taylor Creek Solar, LLC (100%; Sole Member)
 NextEra Energy Partners Acquisitions, LLC (100%; Sole Member)
 Baldwin Wind, LLC (100%; Sole Member)
 Bayhawk Wind Portfolio, LLC (100%; Sole Member)
 Bayhawk Wind Holdings, LLC (100%; Sole Member)
 Bayhawk Wind, LLC (100%; Class A Member)
 Cedar Bluff Wind, LLC (100%; Sole Member)
 Golden Hills Wind, LLC (100%; Sole Member)
 Golden Hills Interconnection, LLC (67.6%; Managing Member)
 Coram Portfolio II, LLC (100%; Sole Member)
 Tusk Wind Holdings V, LLC (100%; Sole Member)
 RET Coram Tehachapi Wind GP, LLC (100%; Sole Member)
 Coram California Development, L.P. (0.01%; General Partner)
 RET Tehachapi Wind Development, LLC (100%; Sole Member)
 Coram California Development, L.P. (99.99%; Limited Partner)
 Coram Portfolio, LLC (100%; Sole Member)
 Tusk Wind Holdings IV, LLC (100%; Sole Member)
 Coram Energy LLC (100%; Sole Member)
 Coram Tehachapi, LLC (100%; Sole Member)
 HW CA Holdings, LLC (100%; Member)
 High Winds, LLC (100%; Sole Member)
 Javelina Wind Funding, LLC (100%; Sole Member)
 Javelina Wind Energy Holdings, LLC (100%; Sole Member)
 Javelina Wind Energy, LLC (100%; Sole Member)
 Javelina Interconnection, LLC (55%; Managing Member)
 Mammoth Plains Wind Project Holdings, LLC (100%; Sole Member)
 Mammoth Plains Wind Project, LLC (100%; Class A Member)
 Meadowlark Wind, LLC (100%; Sole Member)

NEP Renewables Holdings II, LLC (100%; Sole Member)
NEP Renewables II, LLC (100%; Managing Member)
Ashtabula Wind II, LLC (100%; Sole Member)
Ashtabula Wind III, LLC (100%; Sole Member)
FPL Energy Vansycle L.L.C. (100%; Sole Member)
Garden Wind, LLC (100%; Sole Member)
Perrin Ranch Wind, LLC (100%; Sole Member)
Rosmar Portfolio, LLC (100%; Sole Member)
Rosmar Holdings, LLC (100%; Member)
Marshall Solar, LLC (100%; Sole Member)
Roswell Solar, LLC (100%; Sole Member)
Roswell Solar Holdings, LLC (100%; Sole Member)
SSSS Holdings, LLC (100%; Sole Member)
Silver State South Solar, LLC (49.99%; Managing Member)
Silver State Solar Power South, LLC (100%; Sole Member)
Tuscola Bay Wind, LLC (100%; Sole Member)
White Oak Energy Holdings, LLC (100%; Sole Member)
White Oak Energy LLC (100%; Sole Member)
NEP Renewables Holdings III, LLC (100%; Sole Member)
NEP Renewables III, LLC (50%; Class B Member)
Star Moon Holdings, LLC (100%; Class A Member)
Moonlight Bay Class A Holdings, LLC (100%; Sole Member)
Moonlight Bay Renewables, LLC (100%; Class A Member)
Dodge Flat Solar, LLC (100%; Sole Member)
Elora Solar, LLC (100%; Sole Member)
Fish Springs Ranch Solar, LLC (100%; Sole Member)
Little Blue Wind Project, LLC (100%; Sole Member)
Minco Wind Energy III, LLC (100%; Sole Member)
Minco IV & V Interconnection, LLC (27.04%; Managing Member)
White Mesa Wind, LLC (100%; Sole Member)
Stargrass Class A Holdings, LLC (100%; Sole Member)
Stargrass, LLC (100%; Class A Member)
Borderlands Wind, LLC (100%; Sole Member)
Borderlands Wind Holdings, LLC (100%; Sole Member)
Cool Springs Solar, LLC (100%; Sole Member)
Ensign Wind Energy, LLC (100%; Sole Member)
Hubbard Wind, LLC (100%; Sole Member)
Irish Creek Wind, LLC (100%; Sole Member)
Quinebaug Solar, LLC (100%; Sole Member)
Quitman II Solar, LLC (100%; Sole Member)
NEP Renewables III, LLC (100%; Class A Member)
Star Moon Holdings, LLC (100%; Class A Member)
Moonlight Bay Class A Holdings, LLC (100%; Sole Member)
Moonlight Bay Renewables, LLC (100%; Class A Member)
Dodge Flat Solar, LLC (100%; Sole Member)
Elora Solar, LLC (100%; Sole Member)
Fish Springs Ranch Solar, LLC (100%; Sole Member)
Little Blue Wind Project, LLC (100%; Sole Member)
Minco Wind Energy III, LLC (100%; Sole Member)
Minco IV & V Interconnection, LLC (27.04%; Managing Member)
White Mesa Wind, LLC (100%; Sole Member)
Stargrass Class A Holdings, LLC (100%; Sole Member)
Stargrass, LLC (100%; Class A Member)
Borderlands Wind, LLC (100%; Sole Member)
Borderlands Wind Holdings, LLC (100%; Sole Member)
Cool Springs Solar, LLC (100%; Sole Member)
Ensign Wind Energy, LLC (100%; Sole Member)

Hubbard Wind, LLC (100%; Sole Member)
 Irish Creek Wind, LLC (100%; Sole Member)
 Quinebaug Solar, LLC (100%; Sole Member)
 Quitman II Solar, LLC (100%; Sole Member)
 NEP Renewables Holdings IV, LLC (100%; Sole Member)
 NEP Renewables IV, LLC (100%; Class A Member)
 Alta Wind Portfolio, LLC (100%; Sole Member)
 Tusk Wind Holdings, LLC (100%; Sole Member)
 Alta Wind VIII, LLC (100%; Sole Member)
 Dogwood Wind Holdings, LLC (100%; Sole Member)
 Dogwood Wind, LLC (100%; Class A Tax Equity Member)
 Oliver Wind III, LLC (100%; Sole Member)
 Osborn Wind Energy, LLC (100%; Sole Member)
 Elk City Sholes Holdings, LLC (100%; Sole Member)
 Elk City II Wind Funding, LLC (100%; Sole Member)
 Southwest Wind, LLC (100%; Class A Tax Equity Member)
 Elk City Renewables II, LLC (100%; Sole Member)
 Sholes Wind Funding, LLC (100%; Sole Member)
 Sholes Wind Class A Holdings, LLC (100%; Sole Member)
 Sholes Wind, LLC (100%; Class A Member)
 Emerald Breeze Holdings, LLC (100%; Class A Member)
 Emerald Breeze Class A Holdings, LLC (100%; Sole Member)
 Emerald Breeze, LLC (100%; Class A Member)
 Appaloosa Run Wind, LLC (100%; Sole Member)
 Eight Point Wind, LLC (100%; Sole Member)
 Great Prairie Wind, LLC (100%; Sole Member)
 Yellow Pine Solar, LLC (100%; Sole Member)
 Yellow Pine Solar Interconnect, LLC (50%; Managing Member)
 Golden West Wind Holdings, LLC (100%; Sole Member)
 Golden West Power Partners, LLC (100%; Class A Tax Equity Member)
 Nokota Wind Holdings, LLC (100%; Sole Member)
 Nokota Wind, LLC (100%; Class A Tax Equity Member)
 Brady Wind II, LLC (100%; Sole Member)
 Brady Interconnection, LLC (50%; Member)
 Brady Wind, LLC (100%; Sole Member)
 Brady Interconnection, LLC (50%; Managing Member)
 Sac County Wind Holdings, LLC (100%; Sole Member)
 Sac County Wind Class A Holdings, LLC (100%; Class A Member)
 Sac County Wind, LLC (100%; Class A Member)
 NEP Renewables IV, LLC (31.2%; Class B Member)
 Alta Wind Portfolio, LLC (100%; Sole Member)
 Tusk Wind Holdings, LLC (100%; Sole Member)
 Alta Wind VIII, LLC (100%; Sole Member)
 Dogwood Wind Holdings, LLC (100%; Sole Member)
 Dogwood Wind, LLC (100%; Class A Tax Equity Member)
 Oliver Wind III, LLC (100%; Sole Member)
 Osborn Wind Energy, LLC (100%; Sole Member)
 Elk City Sholes Holdings, LLC (100%; Sole Member)
 Elk City II Wind Funding, LLC (100%; Sole Member)
 Southwest Wind, LLC (100%; Class A Tax Equity Member)
 Elk City Renewables II, LLC (100%; Sole Member)
 Sholes Wind Funding, LLC (100%; Sole Member)
 Sholes Wind Class A Holdings, LLC (100%; Sole Member)
 Sholes Wind, LLC (100%; Class A Member)
 Emerald Breeze Holdings, LLC (100%; Class A Member)
 Emerald Breeze Class A Holdings, LLC (100%; Sole Member)
 Emerald Breeze, LLC (100%; Class A Member)

Appaloosa Run Wind, LLC (100%; Sole Member)
 Eight Point Wind, LLC (100%; Sole Member)
 Great Prairie Wind, LLC (100%; Sole Member)
 Yellow Pine Solar, LLC (100%; Sole Member)
 Yellow Pine Solar Interconnect, LLC (50%; Managing Member)
 Golden West Wind Holdings, LLC (100%; Sole Member)
 Golden West Power Partners, LLC (100%; Class A Tax Equity Member)
 Nokota Wind Holdings, LLC (100%; Sole Member)
 Nokota Wind, LLC (100%; Class A Tax Equity Member)
 Brady Wind II, LLC (100%; Sole Member)
 Brady Interconnection, LLC (50%; Member)
 Brady Wind, LLC (100%; Sole Member)
 Brady Interconnection, LLC (50%; Managing Member)
 Sac County Wind Holdings, LLC (100%; Sole Member)
 Sac County Wind Class A Holdings, LLC (100%; Class A Member)
 Sac County Wind, LLC (100%; Class A Member)
 NEP Renewables Holdings, LLC (100%; Sole Member)
 NEP Renewables, LLC (100%; Sole Member)
 Breckinridge Wind Class A Holdings, LLC (100%; Sole Member)
 Breckinridge Wind Project, LLC (100%; Class A Tax Equity Member)
 Carousel Wind Holdings, LLC (100%; Sole Member)
 Carousel Wind Farm, LLC (100%; Class A Tax Equity Member)
 Monarch Wind Holdings, LLC (100%; Sole Member)
 Monarch Wind, LLC (100%; Class A Tax Equity Member)
 Javelina Wind Holdings II, LLC (100%; Sole Member)
 Javelina Wind Energy II, LLC (100%; Sole Member)
 Javelina Interconnection, LLC (45%; Member)
 Rush Springs Wind Energy, LLC (100%; Sole Member)
 Mountain View Solar Holdings, LLC (100%; Sole Member)
 Mountain View Solar, LLC (100%; Sole Member)
 Pacific Plains Wind Class A Holdings, LLC (100%; Sole Member)
 Pacific Plains Wind, LLC (100%; Class A Tax Equity Member)
 Cottonwood Wind Project Holdings, LLC (100%; Sole Member)
 Cottonwood Wind Project, LLC (100%; Sole Member)
 Golden Hills North Wind, LLC (100%; Sole Member)
 Golden Hills Interconnection, LLC (32.4%; Member)
 NextEra Energy Bluff Point, LLC (100%; Sole Member)
 NextEra Desert Sunlight Holdings, LLC (99.8%; Member)
 Desert Sunlight Investment Holdings, LLC (50%; Managing Member)
 Desert Sunlight Holdings, LLC (100%; Sole Member)
 Desert Sunlight 250, LLC (100%; Sole Member)
 Desert Sunlight 300, LLC (100%; Sole Member)
 Nutmeg Solar Holdings, LLC (33.3%; Member)
 Nutmeg Solar, LLC (100%; Sole Member)
 Palomino Wind Holdings, LLC (100%; Sole Member)
 Palomino Wind, LLC (100%; Class A Tax Equity Member)
 Kingman Wind Energy I, LLC (100%; Sole Member)
 Kingman Wind Energy II, LLC (100%; Sole Member)
 Prairie View Wind Holdings, LLC (100%; Sole Member)
 Ninnescah Wind Energy LLC (100%; Sole Member)
 Seiling Wind Investments, LLC (100%; Sole Member)
 Seiling Wind Holdings, LLC (100%; Sole Member)
 Seiling Wind Portfolio, LLC (100%; Class A Tax Equity Member)
 Seiling Wind II, LLC (100%; Sole Member)
 Seiling Wind Interconnection Services, LLC (33%; Member)
 Seiling Wind, LLC (100%; Sole Member)
 Seiling Wind Interconnection Services, LLC (67%; Managing Member)

Shaw Creek Solar Holdings, LLC (33.3%; Member)
 Shaw Creek Solar, LLC (100%; Sole Member)
Solar Holdings Portfolio 12, LLC (100%; Class C Member)
 DG Portfolio 2019 Holdings, LLC (100%; Sole Member)
 DG Portfolio 2019, LLC (100%; Sole Member)
 DG Amaze, LLC (100%; Sole Member)
 DG California Solar, LLC (100%; Sole Member)
 DG Colorado Solar, LLC (100%; Sole Member)
 DG LF Solar, LLC (100%; Sole Member)
 DG Minnesota CSG 1, LLC (100%; Sole Member)
 DG Minnesota CSG, LLC (100%; Sole Member)
 DG New Jersey Solar, LLC (100%; Sole Member)
 DG New York Solar, LLC (100%; Sole Member)
 DG Northeast Solar, LLC (100%; Sole Member)
 DG SUNY Solar 1, LLC (100%; Sole Member)
 DG Southwest Solar Portfolio 2019, LLC (100%; Sole Member)
 DG Waipio, LLC (100%; Sole Member)
 Pacific Energy Solutions LLC (100%; Sole Member)
HL Solar LLC (100%; Sole Member)
W2 Solar Holdings, LLC (100%; Sole Member)
 Sierra Solar Funding, LLC (100%; Sole Member)
 Sierra Solar Holdings, LLC (100%; Sole Member)
 Westside Solar, LLC (100%; Sole Member)
 Whitney Point Solar, LLC (100%; Sole Member)
Southwest Solar Holdings, LLC (100%; Member)
 Hatch Solar Energy Center I LLC (100%; Sole Member)
Sunlight Renewables Holdings, LLC (100%; Class A Member)
 Sunlight Renewables Class A Holdings, LLC (100%; Sole Member)
 Sunlight Renewables, LLC (100%; Class A Member)
 Sunlight Storage, LLC (100%; Sole Member)
VMCLR Holdings, LLC (100%; Sole Member)
 Indigo Plains Solar Class B Holdings, LLC (100%; Sole Member)
 Indigo Plains Solar, LLC (100%; Class B Tax Equity Member)
 Chaves County Solar, LLC (100%; Sole Member)
 Chaves County Solar Holdings, LLC (100%; Sole Member)
 Live Oak Solar, LLC (100%; Sole Member)
 River Bend Solar, LLC (100%; Sole Member)
 Indigo Plains Solar Funding, LLC (100%; Sole Member)
 Indigo Plains Solar Holdings, LLC (100%; Sole Member)
 Indigo Plains Solar, LLC (100%; Class A Tax Equity Member)
 Chaves County Solar, LLC (100%; Sole Member)
 Chaves County Solar Holdings, LLC (100%; Sole Member)
 Live Oak Solar, LLC (100%; Sole Member)
 River Bend Solar, LLC (100%; Sole Member)
Whiptail-Montezuma Funding, LLC (100%; Sole Member)
 Whiptail-Montezuma Holdings, LLC (100%; Sole Member)
 Montezuma Wind Holdings II, LLC (100%; Sole Member)
 NextEra Energy Montezuma II Wind, LLC (100%; Sole Member)
 Southwest Wind Class A Holdings, LLC (100%; Class A Member)
 Whiptail Wind, LLC (100%; Class A Tax Equity Member)
 Casa Mesa Wind, LLC (100%; Sole Member)
 Casa Mesa Wind Investments, LLC (100%; Sole Member)
 Langdon Renewables, LLC (100%; Sole Member)
 New Mexico Wind, LLC (100%; Sole Member)
 Pacific Power Investments, LLC (100%; Sole Member)
 Southwest Wind Class A Holdings, LLC (100%; Class B Member)
 Whiptail Wind, LLC (100%; Class A Tax Equity Member)

Casa Mesa Wind, LLC (100%; Sole Member)
 Casa Mesa Wind Investments, LLC (100%; Sole Member)
 Langdon Renewables, LLC (100%; Sole Member)
 New Mexico Wind, LLC (100%; Sole Member)
 Pacific Power Investments, LLC (100%; Sole Member)
 Windstar Portfolio, LLC (100%; Sole Member)
 Tusk Wind Holdings II, LLC (100%; Sole Member)
 Windstar Energy, LLC (100%; Sole Member)
 NextEra Energy Partners Constructors, LLC (100%; Sole Member)
 NextEra Energy Partners Solar Acquisitions, LLC (100%; Sole Member)
 Adelanto CA II, LLC (100%; Sole Member)
 Adelanto Solar Funding, LLC (50.01%; Member)
 Adelanto Solar Holdings, LLC (100%; Sole Member)
 Adelanto Solar II, LLC (100%; Sole Member)
 Adelanto Solar, LLC (100%; Sole Member)
 McCoy CA II, LLC (100%; Sole Member)
 McCoy Solar Holdings, LLC (50.01%; Member)
 McCoy Solar Funding, LLC (100%; Sole Member)
 McCoy Solar, LLC (100%; Sole Member)
 NextEra Desert Center Blythe, LLC (50%; Member)
 NextEra Energy Partners Ventures, LLC (100%; Sole Member)
 NET Holdings Management, LLC (100%; Sole Member)
 NextEra Energy Partners Pipelines Holdings, LLC (100%; Sole Member)
 NextEra Energy Partners Pipelines, LLC (100%; Managing Member)
 Meade Pipeline Investment Holdings, LLC (100%; Sole Member)
 Meade Pipeline Investment, LLC (100%; Sole Member)
 Meade Pipeline Co LLC (75%; Managing Member)
 Redwood Meade Pipeline, LLC (100%; Sole Member)
 Redwood Midstream, LLC (90%; Managing Member)
 Redwood Meade Midstream MPC, LLC (100%; Sole Member)
 Meade Pipeline Co LLC (15%; Member)
 River Road Interests LLC (100%; Sole Member)
 Meade Pipeline Co LLC (10%; Member)
 Redwood Midstream, LLC (10%; Member)
 Redwood Meade Midstream MPC, LLC (100%; Sole Member)
 Meade Pipeline Co LLC (15%; Member)
 River Road Interests LLC (100%; Sole Member)
 Meade Pipeline Co LLC (10%; Member)
 South Texas Midstream Holdings, LLC (100%; Sole Member)
 South Texas Midstream, LLC (100%; Class B Member)
 South Texas Midstream, LLC (100%; Class A Member)
 Northern Colorado Wind Energy, LLC (100%; Sole Member)
 Palo Duro Wind Portfolio, LLC (100%; Sole Member)
 Palo Duro Wind Project Holdings, LLC (100%; Sole Member)
 Palo Duro Wind Energy, LLC (100%; Sole Member)
 Palo Duro Wind Interconnection Services, LLC (88%; Managing Member)
 Shafter Solar Portfolio, LLC (100%; Sole Member)
 Shafter Solar Holdings, LLC (100%; Sole Member)
 Shafter Solar, LLC (100%; Sole Member)
 Tusk Wind Holdings III, LLC (100%; Sole Member)
 Granite Reliable Power, LLC (100%; Sole Member)
 NextEra Energy Management Partners GP, LLC (100%; Sole Member)
 NextEra Energy Management Partners, LP (100%; General Partner)
 NextEra Energy Partners GP, Inc. (100%; Shareholder)
 NextEra Energy Partners, LP (0.0001%; General Partner)
 NextEra Energy Operating Partners GP, LLC (100%; Sole Member)
 NextEra Energy Operating Partners, LP (100%; General Partner)

NextEra Energy US Partners Holdings, LLC (100%; Sole Member)
GR Bage (NEP), LLC (100%; Sole Member)
Genesis Purchaser Holdings, LLC (100%; Sole Member)
Genesis Purchaser, LLC (100%; Sole Member)
Genesis Solar Funding Holdings, LLC (100%; Sole Member)
Genesis Solar Funding, LLC (100%; Sole Member)
Genesis Solar Holdings, LLC (100%; Class A Tax Equity Member)
Elk City Wind, LLC (100%; Sole Member)
Genesis Solar, LLC (100%; Sole Member)
NextEra Desert Center Blythe, LLC (50%; Member)
Golden Plains Class A Holdings, LLC (100%; Sole Member)
Golden Plains, LLC (100%; Class A Member)
Baldwin Wind Energy, LLC (100%; Sole Member)
Northern Colorado Wind Energy Center II, LLC (100%; Sole Member)
Northern Colorado Interconnect, LLC (12.9%; Member)
Northern Colorado Wind Energy Center, LLC (100%; Sole Member)
Northern Colorado Interconnect, LLC (87.1%; Managing Member)
Wilmot Energy Center, LLC (100%; Sole Member)
Pine Brooke Class A Holdings, LLC (40%; Member)
Pine Brooke, LLC (100%; Class A Tax Equity Member)
Blue Summit III Wind, LLC (100%; Sole Member)
Blue Summit Interconnection, LLC (25%; Member)
Harmony Florida Solar, LLC (100%; Sole Member)
Ponderosa Wind, LLC (100%; Sole Member)
Saint Solar, LLC (100%; Sole Member)
Sanford Airport Solar, LLC (100%; Sole Member)
Soldier Creek Wind, LLC (100%; Sole Member)
Taylor Creek Solar, LLC (100%; Sole Member)
NextEra Energy Partners Acquisitions, LLC (100%; Sole Member)
Baldwin Wind, LLC (100%; Sole Member)
Bayhawk Wind Portfolio, LLC (100%; Sole Member)
Bayhawk Wind Holdings, LLC (100%; Sole Member)
Bayhawk Wind, LLC (100%; Class A Member)
Cedar Bluff Wind, LLC (100%; Sole Member)
Golden Hills Wind, LLC (100%; Sole Member)
Golden Hills Interconnection, LLC (67.6%; Managing Member)
Coram Portfolio II, LLC (100%; Sole Member)
Tusk Wind Holdings V, LLC (100%; Sole Member)
RET Coram Tehachapi Wind GP, LLC (100%; Sole Member)
Coram California Development, L.P. (0.01%; General Partner)
RET Tehachapi Wind Development, LLC (100%; Sole Member)
Coram California Development, L.P. (99.99%; Limited Partner)
Coram Portfolio, LLC (100%; Sole Member)
Tusk Wind Holdings IV, LLC (100%; Sole Member)
Coram Energy LLC (100%; Sole Member)
Coram Tehachapi, LLC (100%; Sole Member)
HW CA Holdings, LLC (100%; Member)
High Winds, LLC (100%; Sole Member)
Javelina Wind Funding, LLC (100%; Sole Member)
Javelina Wind Energy Holdings, LLC (100%; Sole Member)
Javelina Wind Energy, LLC (100%; Sole Member)
Javelina Interconnection, LLC (55%; Managing Member)
Mammoth Plains Wind Project Holdings, LLC (100%; Sole Member)
Mammoth Plains Wind Project, LLC (100%; Class A Member)
Meadowlark Wind, LLC (100%; Sole Member)

NEP Renewables Holdings II, LLC (100%; Sole Member)
NEP Renewables II, LLC (100%; Managing Member)
Ashtabula Wind II, LLC (100%; Sole Member)
Ashtabula Wind III, LLC (100%; Sole Member)
FPL Energy Vansycle L.L.C. (100%; Sole Member)
Garden Wind, LLC (100%; Sole Member)
Perrin Ranch Wind, LLC (100%; Sole Member)
Rosmar Portfolio, LLC (100%; Sole Member)
Rosmar Holdings, LLC (100%; Member)
Marshall Solar, LLC (100%; Sole Member)
Roswell Solar, LLC (100%; Sole Member)
Roswell Solar Holdings, LLC (100%; Sole Member)
SSSS Holdings, LLC (100%; Sole Member)
Silver State South Solar, LLC (49.99%; Managing Member)
Silver State Solar Power South, LLC (100%; Sole Member)
Tuscola Bay Wind, LLC (100%; Sole Member)
White Oak Energy Holdings, LLC (100%; Sole Member)
White Oak Energy LLC (100%; Sole Member)
NEP Renewables Holdings III, LLC (100%; Sole Member)
NEP Renewables III, LLC (50%; Class B Member)
Star Moon Holdings, LLC (100%; Class A Member)
Moonlight Bay Class A Holdings, LLC (100%; Sole Member)
Moonlight Bay Renewables, LLC (100%; Class A Member)
Dodge Flat Solar, LLC (100%; Sole Member)
Elora Solar, LLC (100%; Sole Member)
Fish Springs Ranch Solar, LLC (100%; Sole Member)
Little Blue Wind Project, LLC (100%; Sole Member)
Minco Wind Energy III, LLC (100%; Sole Member)
Minco IV & V Interconnection, LLC (27.04%; Managing Member)
White Mesa Wind, LLC (100%; Sole Member)
Stargrass Class A Holdings, LLC (100%; Sole Member)
Stargrass, LLC (100%; Class A Member)
Borderlands Wind, LLC (100%; Sole Member)
Borderlands Wind Holdings, LLC (100%; Sole Member)
Cool Springs Solar, LLC (100%; Sole Member)
Ensign Wind Energy, LLC (100%; Sole Member)
Hubbard Wind, LLC (100%; Sole Member)
Irish Creek Wind, LLC (100%; Sole Member)
Quinebaug Solar, LLC (100%; Sole Member)
Quitman II Solar, LLC (100%; Sole Member)
NEP Renewables III, LLC (100%; Class A Member)
Star Moon Holdings, LLC (100%; Class A Member)
Moonlight Bay Class A Holdings, LLC (100%; Sole Member)
Moonlight Bay Renewables, LLC (100%; Class A Member)
Dodge Flat Solar, LLC (100%; Sole Member)
Elora Solar, LLC (100%; Sole Member)
Fish Springs Ranch Solar, LLC (100%; Sole Member)
Little Blue Wind Project, LLC (100%; Sole Member)
Minco Wind Energy III, LLC (100%; Sole Member)
Minco IV & V Interconnection, LLC (27.04%; Managing Member)
White Mesa Wind, LLC (100%; Sole Member)
Stargrass Class A Holdings, LLC (100%; Sole Member)
Stargrass, LLC (100%; Class A Member)
Borderlands Wind, LLC (100%; Sole Member)
Borderlands Wind Holdings, LLC (100%; Sole Member)
Cool Springs Solar, LLC (100%; Sole Member)
Ensign Wind Energy, LLC (100%; Sole Member)

Hubbard Wind, LLC (100%; Sole Member)
 Irish Creek Wind, LLC (100%; Sole Member)
 Quinebaug Solar, LLC (100%; Sole Member)
 Quitman II Solar, LLC (100%; Sole Member)
 NEP Renewables Holdings IV, LLC (100%; Sole Member)
 NEP Renewables IV, LLC (100%; Class A Member)
 Alta Wind Portfolio, LLC (100%; Sole Member)
 Tusk Wind Holdings, LLC (100%; Sole Member)
 Alta Wind VIII, LLC (100%; Sole Member)
 Dogwood Wind Holdings, LLC (100%; Sole Member)
 Dogwood Wind, LLC (100%; Class A Tax Equity Member)
 Oliver Wind III, LLC (100%; Sole Member)
 Osborn Wind Energy, LLC (100%; Sole Member)
 Elk City Sholes Holdings, LLC (100%; Sole Member)
 Elk City II Wind Funding, LLC (100%; Sole Member)
 Southwest Wind, LLC (100%; Class A Tax Equity Member)
 Elk City Renewables II, LLC (100%; Sole Member)
 Sholes Wind Funding, LLC (100%; Sole Member)
 Sholes Wind Class A Holdings, LLC (100%; Sole Member)
 Sholes Wind, LLC (100%; Class A Member)
 Emerald Breeze Holdings, LLC (100%; Class A Member)
 Emerald Breeze Class A Holdings, LLC (100%; Sole Member)
 Emerald Breeze, LLC (100%; Class A Member)
 Appaloosa Run Wind, LLC (100%; Sole Member)
 Eight Point Wind, LLC (100%; Sole Member)
 Great Prairie Wind, LLC (100%; Sole Member)
 Yellow Pine Solar, LLC (100%; Sole Member)
 Yellow Pine Solar Interconnect, LLC (50%; Managing Member)
 Golden West Wind Holdings, LLC (100%; Sole Member)
 Golden West Power Partners, LLC (100%; Class A Tax Equity Member)
 Nokota Wind Holdings, LLC (100%; Sole Member)
 Nokota Wind, LLC (100%; Class A Tax Equity Member)
 Brady Wind II, LLC (100%; Sole Member)
 Brady Interconnection, LLC (50%; Member)
 Brady Wind, LLC (100%; Sole Member)
 Brady Interconnection, LLC (50%; Managing Member)
 Sac County Wind Holdings, LLC (100%; Sole Member)
 Sac County Wind Class A Holdings, LLC (100%; Class A Member)
 Sac County Wind, LLC (100%; Class A Member)
 NEP Renewables IV, LLC (31.2%; Class B Member)
 Alta Wind Portfolio, LLC (100%; Sole Member)
 Tusk Wind Holdings, LLC (100%; Sole Member)
 Alta Wind VIII, LLC (100%; Sole Member)
 Dogwood Wind Holdings, LLC (100%; Sole Member)
 Dogwood Wind, LLC (100%; Class A Tax Equity Member)
 Oliver Wind III, LLC (100%; Sole Member)
 Osborn Wind Energy, LLC (100%; Sole Member)
 Elk City Sholes Holdings, LLC (100%; Sole Member)
 Elk City II Wind Funding, LLC (100%; Sole Member)
 Southwest Wind, LLC (100%; Class A Tax Equity Member)
 Elk City Renewables II, LLC (100%; Sole Member)
 Sholes Wind Funding, LLC (100%; Sole Member)
 Sholes Wind Class A Holdings, LLC (100%; Sole Member)
 Sholes Wind, LLC (100%; Class A Member)
 Emerald Breeze Holdings, LLC (100%; Class A Member)
 Emerald Breeze Class A Holdings, LLC (100%; Sole Member)
 Emerald Breeze, LLC (100%; Class A Member)

Appaloosa Run Wind, LLC (100%; Sole Member)
 Eight Point Wind, LLC (100%; Sole Member)
 Great Prairie Wind, LLC (100%; Sole Member)
 Yellow Pine Solar, LLC (100%; Sole Member)
 Yellow Pine Solar Interconnect, LLC (50%; Managing Member)
 Golden West Wind Holdings, LLC (100%; Sole Member)
 Golden West Power Partners, LLC (100%; Class A Tax Equity Member)
 Nokota Wind Holdings, LLC (100%; Sole Member)
 Nokota Wind, LLC (100%; Class A Tax Equity Member)
 Brady Wind II, LLC (100%; Sole Member)
 Brady Interconnection, LLC (50%; Member)
 Brady Wind, LLC (100%; Sole Member)
 Brady Interconnection, LLC (50%; Managing Member)
 Sac County Wind Holdings, LLC (100%; Sole Member)
 Sac County Wind Class A Holdings, LLC (100%; Class A Member)
 Sac County Wind, LLC (100%; Class A Member)
 NEP Renewables Holdings, LLC (100%; Sole Member)
 NEP Renewables, LLC (100%; Sole Member)
 Breckinridge Wind Class A Holdings, LLC (100%; Sole Member)
 Breckinridge Wind Project, LLC (100%; Class A Tax Equity Member)
 Carousel Wind Holdings, LLC (100%; Sole Member)
 Carousel Wind Farm, LLC (100%; Class A Tax Equity Member)
 Monarch Wind Holdings, LLC (100%; Sole Member)
 Monarch Wind, LLC (100%; Class A Tax Equity Member)
 Javelina Wind Holdings II, LLC (100%; Sole Member)
 Javelina Wind Energy II, LLC (100%; Sole Member)
 Javelina Interconnection, LLC (45%; Member)
 Rush Springs Wind Energy, LLC (100%; Sole Member)
 Mountain View Solar Holdings, LLC (100%; Sole Member)
 Mountain View Solar, LLC (100%; Sole Member)
 Pacific Plains Wind Class A Holdings, LLC (100%; Sole Member)
 Pacific Plains Wind, LLC (100%; Class A Tax Equity Member)
 Cottonwood Wind Project Holdings, LLC (100%; Sole Member)
 Cottonwood Wind Project, LLC (100%; Sole Member)
 Golden Hills North Wind, LLC (100%; Sole Member)
 Golden Hills Interconnection, LLC (32.4%; Member)
 NextEra Energy Bluff Point, LLC (100%; Sole Member)
 NextEra Desert Sunlight Holdings, LLC (99.8%; Member)
 Desert Sunlight Investment Holdings, LLC (50%; Managing Member)
 Desert Sunlight Holdings, LLC (100%; Sole Member)
 Desert Sunlight 250, LLC (100%; Sole Member)
 Desert Sunlight 300, LLC (100%; Sole Member)
 Nutmeg Solar Holdings, LLC (33.3%; Member)
 Nutmeg Solar, LLC (100%; Sole Member)
 Palomino Wind Holdings, LLC (100%; Sole Member)
 Palomino Wind, LLC (100%; Class A Tax Equity Member)
 Kingman Wind Energy I, LLC (100%; Sole Member)
 Kingman Wind Energy II, LLC (100%; Sole Member)
 Prairie View Wind Holdings, LLC (100%; Sole Member)
 Ninnescah Wind Energy LLC (100%; Sole Member)
 Seiling Wind Investments, LLC (100%; Sole Member)
 Seiling Wind Holdings, LLC (100%; Sole Member)
 Seiling Wind Portfolio, LLC (100%; Class A Tax Equity Member)
 Seiling Wind II, LLC (100%; Sole Member)
 Seiling Wind Interconnection Services, LLC (33%; Member)
 Seiling Wind, LLC (100%; Sole Member)
 Seiling Wind Interconnection Services, LLC (67%; Managing

Member)

- Shaw Creek Solar Holdings, LLC (33.3%; Member)
 - Shaw Creek Solar, LLC (100%; Sole Member)
- Solar Holdings Portfolio 12, LLC (100%; Class C Member)
 - DG Portfolio 2019 Holdings, LLC (100%; Sole Member)
 - DG Portfolio 2019, LLC (100%; Sole Member)
 - DG Amaze, LLC (100%; Sole Member)
 - DG California Solar, LLC (100%; Sole Member)
 - DG Colorado Solar, LLC (100%; Sole Member)
 - DG LF Solar, LLC (100%; Sole Member)
 - DG Minnesota CSG 1, LLC (100%; Sole Member)
 - DG Minnesota CSG, LLC (100%; Sole Member)
 - DG New Jersey Solar, LLC (100%; Sole Member)
 - DG New York Solar, LLC (100%; Sole Member)
 - DG Northeast Solar, LLC (100%; Sole Member)
 - DG SUNY Solar 1, LLC (100%; Sole Member)
 - DG Southwest Solar Portfolio 2019, LLC (100%; Sole Member)
 - DG Waipio, LLC (100%; Sole Member)
 - Pacific Energy Solutions LLC (100%; Sole Member)
 - HL Solar LLC (100%; Sole Member)
 - W2 Solar Holdings, LLC (100%; Sole Member)
 - Sierra Solar Funding, LLC (100%; Sole Member)
 - Sierra Solar Holdings, LLC (100%; Sole Member)
 - Westside Solar, LLC (100%; Sole Member)
 - Whitney Point Solar, LLC (100%; Sole Member)
 - Southwest Solar Holdings, LLC (100%; Member)
 - Hatch Solar Energy Center I LLC (100%; Sole Member)
 - Sunlight Renewables Holdings, LLC (100%; Class A Member)
 - Sunlight Renewables Class A Holdings, LLC (100%; Sole Member)
 - Sunlight Renewables, LLC (100%; Class A Member)
 - Sunlight Storage, LLC (100%; Sole Member)
 - VMCLR Holdings, LLC (100%; Sole Member)
 - Indigo Plains Solar Class B Holdings, LLC (100%; Sole Member)
 - Indigo Plains Solar, LLC (100%; Class B Tax Equity Member)
 - Chaves County Solar, LLC (100%; Sole Member)
 - Chaves County Solar Holdings, LLC (100%; Sole Member)
 - Live Oak Solar, LLC (100%; Sole Member)
 - River Bend Solar, LLC (100%; Sole Member)
 - Indigo Plains Solar Funding, LLC (100%; Sole Member)
 - Indigo Plains Solar Holdings, LLC (100%; Sole Member)
 - Indigo Plains Solar, LLC (100%; Class A Tax Equity Member)
 - Chaves County Solar, LLC (100%; Sole Member)
 - Chaves County Solar Holdings, LLC (100%; Sole Member)
 - Live Oak Solar, LLC (100%; Sole Member)
 - River Bend Solar, LLC (100%; Sole Member)
 - Whiptail-Montezuma Funding, LLC (100%; Sole Member)
 - Whiptail-Montezuma Holdings, LLC (100%; Sole Member)
 - Montezuma Wind Holdings II, LLC (100%; Sole Member)
 - NextEra Energy Montezuma II Wind, LLC (100%; Sole Member)
 - Southwest Wind Class A Holdings, LLC (100%; Class A Member)
 - Whiptail Wind, LLC (100%; Class A Tax Equity Member)
 - Casa Mesa Wind, LLC (100%; Sole Member)
 - Casa Mesa Wind Investments, LLC (100%; Sole Member)
 - Langdon Renewables, LLC (100%; Sole Member)
 - New Mexico Wind, LLC (100%; Sole Member)
 - Pacific Power Investments, LLC (100%; Sole Member)
 - Southwest Wind Class A Holdings, LLC (100%; Class B Member)

Whiptail Wind, LLC (100%; Class A Tax Equity Member)
 Casa Mesa Wind, LLC (100%; Sole Member)
 Casa Mesa Wind Investments, LLC (100%; Sole Member)
 Langdon Renewables, LLC (100%; Sole Member)
 New Mexico Wind, LLC (100%; Sole Member)
 Pacific Power Investments, LLC (100%; Sole Member)
 Windstar Portfolio, LLC (100%; Sole Member)
 Tusk Wind Holdings II, LLC (100%; Sole Member)
 Windstar Energy, LLC (100%; Sole Member)
 NextEra Energy Partners Constructors, LLC (100%; Sole Member)
 NextEra Energy Partners Solar Acquisitions, LLC (100%; Sole Member)
 Adelanto CA II, LLC (100%; Sole Member)
 Adelanto Solar Funding, LLC (50.01%; Member)
 Adelanto Solar Holdings, LLC (100%; Sole Member)
 Adelanto Solar II, LLC (100%; Sole Member)
 Adelanto Solar, LLC (100%; Sole Member)
 McCoy CA II, LLC (100%; Sole Member)
 McCoy Solar Holdings, LLC (50.01%; Member)
 McCoy Solar Funding, LLC (100%; Sole Member)
 McCoy Solar, LLC (100%; Sole Member)
 NextEra Desert Center Blythe, LLC (50%; Member)
 NextEra Energy Partners Ventures, LLC (100%; Sole Member)
 NET Holdings Management, LLC (100%; Sole Member)
 NextEra Energy Partners Pipelines Holdings, LLC (100%; Sole Member)
 NextEra Energy Partners Pipelines, LLC (100%; Managing Member)
 Meade Pipeline Investment Holdings, LLC (100%; Sole Member)
 Meade Pipeline Investment, LLC (100%; Sole Member)
 Meade Pipeline Co LLC (75%; Managing Member)
 Redwood Meade Pipeline, LLC (100%; Sole Member)
 Redwood Midstream, LLC (90%; Managing Member)
 Redwood Meade Midstream MPC, LLC (100%; Sole Member)
 Meade Pipeline Co LLC (15%; Member)
 River Road Interests LLC (100%; Sole Member)
 Meade Pipeline Co LLC (10%; Member)
 Redwood Midstream, LLC (10%; Member)
 Redwood Meade Midstream MPC, LLC (100%; Sole Member)
 Meade Pipeline Co LLC (15%; Member)
 River Road Interests LLC (100%; Sole Member)
 Meade Pipeline Co LLC (10%; Member)
 South Texas Midstream Holdings, LLC (100%; Sole Member)
 South Texas Midstream, LLC (100%; Class B Member)
 South Texas Midstream, LLC (100%; Class A Member)
 Northern Colorado Wind Energy, LLC (100%; Sole Member)
 Palo Duro Wind Portfolio, LLC (100%; Sole Member)
 Palo Duro Wind Project Holdings, LLC (100%; Sole Member)
 Palo Duro Wind Energy, LLC (100%; Sole Member)
 Palo Duro Wind Interconnection Services, LLC (88%; Managing Member)
 Shafter Solar Portfolio, LLC (100%; Sole Member)
 Shafter Solar Holdings, LLC (100%; Sole Member)
 Shafter Solar, LLC (100%; Sole Member)
 Tusk Wind Holdings III, LLC (100%; Sole Member)
 Granite Reliable Power, LLC (100%; Sole Member)
 NextEra Energy Operating Partners, LP (48.525%; Limited Partner)
 NextEra Energy US Partners Holdings, LLC (100%; Sole Member)
 GR Bage (NEP), LLC (100%; Sole Member)
 Genesis Purchaser Holdings, LLC (100%; Sole Member)
 Genesis Purchaser, LLC (100%; Sole Member)

Genesis Solar Funding Holdings, LLC (100%; Sole Member)
Genesis Solar Funding, LLC (100%; Sole Member)
Genesis Solar Holdings, LLC (100%; Class A Tax Equity Member)
Elk City Wind, LLC (100%; Sole Member)
Genesis Solar, LLC (100%; Sole Member)
NextEra Desert Center Blythe, LLC (50%; Member)
Golden Plains Class A Holdings, LLC (100%; Sole Member)
Golden Plains, LLC (100%; Class A Member)
Baldwin Wind Energy, LLC (100%; Sole Member)
Northern Colorado Wind Energy Center II, LLC (100%; Sole Member)
Northern Colorado Interconnect, LLC (12.9%; Member)
Northern Colorado Wind Energy Center, LLC (100%; Sole Member)
Northern Colorado Interconnect, LLC (87.1%; Managing Member)
Wilmot Energy Center, LLC (100%; Sole Member)
Pine Brooke Class A Holdings, LLC (40%; Member)
Pine Brooke, LLC (100%; Class A Tax Equity Member)
Blue Summit III Wind, LLC (100%; Sole Member)
Blue Summit Interconnection, LLC (25%; Member)
Harmony Florida Solar, LLC (100%; Sole Member)
Ponderosa Wind, LLC (100%; Sole Member)
Saint Solar, LLC (100%; Sole Member)
Sanford Airport Solar, LLC (100%; Sole Member)
Soldier Creek Wind, LLC (100%; Sole Member)
Taylor Creek Solar, LLC (100%; Sole Member)
NextEra Energy Partners Acquisitions, LLC (100%; Sole Member)
Baldwin Wind, LLC (100%; Sole Member)
Bayhawk Wind Portfolio, LLC (100%; Sole Member)
Bayhawk Wind Holdings, LLC (100%; Sole Member)
Bayhawk Wind, LLC (100%; Class A Member)
Cedar Bluff Wind, LLC (100%; Sole Member)
Golden Hills Wind, LLC (100%; Sole Member)
Golden Hills Interconnection, LLC (67.6%; Managing Member)
Coram Portfolio II, LLC (100%; Sole Member)
Tusk Wind Holdings V, LLC (100%; Sole Member)
RET Coram Tehachapi Wind GP, LLC (100%; Sole Member)
Coram California Development, L.P. (0.01%; General Partner)
RET Tehachapi Wind Development, LLC (100%; Sole Member)
Coram California Development, L.P. (99.99%; Limited Partner)
Coram Portfolio, LLC (100%; Sole Member)
Tusk Wind Holdings IV, LLC (100%; Sole Member)
Coram Energy LLC (100%; Sole Member)
Coram Tehachapi, LLC (100%; Sole Member)
HW CA Holdings, LLC (100%; Member)
High Winds, LLC (100%; Sole Member)
Javelina Wind Funding, LLC (100%; Sole Member)
Javelina Wind Energy Holdings, LLC (100%; Sole Member)
Javelina Wind Energy, LLC (100%; Sole Member)
Javelina Interconnection, LLC (55%; Managing Member)
Mammoth Plains Wind Project Holdings, LLC (100%; Sole Member)
Mammoth Plains Wind Project, LLC (100%; Class A Member)
Meadowlark Wind, LLC (100%; Sole Member)
NEP Renewables Holdings II, LLC (100%; Sole Member)
NEP Renewables II, LLC (100%; Managing Member)
Ashtabula Wind II, LLC (100%; Sole Member)
Ashtabula Wind III, LLC (100%; Sole Member)
FPL Energy Vansycle L.L.C. (100%; Sole Member)

Garden Wind, LLC (100%; Sole Member)
Perrin Ranch Wind, LLC (100%; Sole Member)
Rosmar Portfolio, LLC (100%; Sole Member)
 Rosmar Holdings, LLC (100%; Member)
 Marshall Solar, LLC (100%; Sole Member)
 Roswell Solar, LLC (100%; Sole Member)
 Roswell Solar Holdings, LLC (100%; Sole Member)
SSSS Holdings, LLC (100%; Sole Member)
 Silver State South Solar, LLC (49.99%; Managing Member)
 Silver State Solar Power South, LLC (100%; Sole Member)
Tuscola Bay Wind, LLC (100%; Sole Member)
White Oak Energy Holdings, LLC (100%; Sole Member)
 White Oak Energy LLC (100%; Sole Member)
NEP Renewables Holdings III, LLC (100%; Sole Member)
NEP Renewables III, LLC (50%; Class B Member)
Star Moon Holdings, LLC (100%; Class A Member)
 Moonlight Bay Class A Holdings, LLC (100%; Sole Member)
 Moonlight Bay Renewables, LLC (100%; Class A Member)
 Dodge Flat Solar, LLC (100%; Sole Member)
 Elora Solar, LLC (100%; Sole Member)
 Fish Springs Ranch Solar, LLC (100%; Sole Member)
 Little Blue Wind Project, LLC (100%; Sole Member)
 Minco Wind Energy III, LLC (100%; Sole Member)
 Minco IV & V Interconnection, LLC (27.04%; Managing Member)
 White Mesa Wind, LLC (100%; Sole Member)
Stargrass Class A Holdings, LLC (100%; Sole Member)
 Stargrass, LLC (100%; Class A Member)
 Borderlands Wind, LLC (100%; Sole Member)
 Borderlands Wind Holdings, LLC (100%; Sole Member)
 Cool Springs Solar, LLC (100%; Sole Member)
 Ensign Wind Energy, LLC (100%; Sole Member)
 Hubbard Wind, LLC (100%; Sole Member)
 Irish Creek Wind, LLC (100%; Sole Member)
 Quinebaug Solar, LLC (100%; Sole Member)
 Quitman II Solar, LLC (100%; Sole Member)
NEP Renewables III, LLC (100%; Class A Member)
Star Moon Holdings, LLC (100%; Class A Member)
 Moonlight Bay Class A Holdings, LLC (100%; Sole Member)
 Moonlight Bay Renewables, LLC (100%; Class A Member)
 Dodge Flat Solar, LLC (100%; Sole Member)
 Elora Solar, LLC (100%; Sole Member)
 Fish Springs Ranch Solar, LLC (100%; Sole Member)
 Little Blue Wind Project, LLC (100%; Sole Member)
 Minco Wind Energy III, LLC (100%; Sole Member)
 Minco IV & V Interconnection, LLC (27.04%; Managing Member)
 White Mesa Wind, LLC (100%; Sole Member)
Stargrass Class A Holdings, LLC (100%; Sole Member)
 Stargrass, LLC (100%; Class A Member)
 Borderlands Wind, LLC (100%; Sole Member)
 Borderlands Wind Holdings, LLC (100%; Sole Member)
 Cool Springs Solar, LLC (100%; Sole Member)
 Ensign Wind Energy, LLC (100%; Sole Member)
 Hubbard Wind, LLC (100%; Sole Member)
 Irish Creek Wind, LLC (100%; Sole Member)
 Quinebaug Solar, LLC (100%; Sole Member)
 Quitman II Solar, LLC (100%; Sole Member)
NEP Renewables Holdings IV, LLC (100%; Sole Member)

NEP Renewables IV, LLC (100%; Class A Member)
Alta Wind Portfolio, LLC (100%; Sole Member)
Tusk Wind Holdings, LLC (100%; Sole Member)
Alta Wind VIII, LLC (100%; Sole Member)
Dogwood Wind Holdings, LLC (100%; Sole Member)
Dogwood Wind, LLC (100%; Class A Tax Equity Member)
Oliver Wind III, LLC (100%; Sole Member)
Osborn Wind Energy, LLC (100%; Sole Member)
Elk City Sholes Holdings, LLC (100%; Sole Member)
Elk City II Wind Funding, LLC (100%; Sole Member)
Southwest Wind, LLC (100%; Class A Tax Equity Member)
Elk City Renewables II, LLC (100%; Sole Member)
Sholes Wind Funding, LLC (100%; Sole Member)
Sholes Wind Class A Holdings, LLC (100%; Sole Member)
Sholes Wind, LLC (100%; Class A Member)
Emerald Breeze Holdings, LLC (100%; Class A Member)
Emerald Breeze Class A Holdings, LLC (100%; Sole Member)
Emerald Breeze, LLC (100%; Class A Member)
Appaloosa Run Wind, LLC (100%; Sole Member)
Eight Point Wind, LLC (100%; Sole Member)
Great Prairie Wind, LLC (100%; Sole Member)
Yellow Pine Solar, LLC (100%; Sole Member)
Yellow Pine Solar Interconnect, LLC (50%; Managing Member)
Golden West Wind Holdings, LLC (100%; Sole Member)
Golden West Power Partners, LLC (100%; Class A Tax Equity Member)
Nokota Wind Holdings, LLC (100%; Sole Member)
Nokota Wind, LLC (100%; Class A Tax Equity Member)
Brady Wind II, LLC (100%; Sole Member)
Brady Interconnection, LLC (50%; Member)
Brady Wind, LLC (100%; Sole Member)
Brady Interconnection, LLC (50%; Managing Member)
Sac County Wind Holdings, LLC (100%; Sole Member)
Sac County Wind Class A Holdings, LLC (100%; Class A Member)
Sac County Wind, LLC (100%; Class A Member)
NEP Renewables IV, LLC (31.2%; Class B Member)
Alta Wind Portfolio, LLC (100%; Sole Member)
Tusk Wind Holdings, LLC (100%; Sole Member)
Alta Wind VIII, LLC (100%; Sole Member)
Dogwood Wind Holdings, LLC (100%; Sole Member)
Dogwood Wind, LLC (100%; Class A Tax Equity Member)
Oliver Wind III, LLC (100%; Sole Member)
Osborn Wind Energy, LLC (100%; Sole Member)
Elk City Sholes Holdings, LLC (100%; Sole Member)
Elk City II Wind Funding, LLC (100%; Sole Member)
Southwest Wind, LLC (100%; Class A Tax Equity Member)
Elk City Renewables II, LLC (100%; Sole Member)
Sholes Wind Funding, LLC (100%; Sole Member)
Sholes Wind Class A Holdings, LLC (100%; Sole Member)
Sholes Wind, LLC (100%; Class A Member)
Emerald Breeze Holdings, LLC (100%; Class A Member)
Emerald Breeze Class A Holdings, LLC (100%; Sole Member)
Emerald Breeze, LLC (100%; Class A Member)
Appaloosa Run Wind, LLC (100%; Sole Member)
Eight Point Wind, LLC (100%; Sole Member)
Great Prairie Wind, LLC (100%; Sole Member)
Yellow Pine Solar, LLC (100%; Sole Member)
Yellow Pine Solar Interconnect, LLC (50%; Managing Member)

Golden West Wind Holdings, LLC (100%; Sole Member)
Golden West Power Partners, LLC (100%; Class A Tax Equity Member)
Nokota Wind Holdings, LLC (100%; Sole Member)
Nokota Wind, LLC (100%; Class A Tax Equity Member)
Brady Wind II, LLC (100%; Sole Member)
Brady Interconnection, LLC (50%; Member)
Brady Wind, LLC (100%; Sole Member)
Brady Interconnection, LLC (50%; Managing Member)
Sac County Wind Holdings, LLC (100%; Sole Member)
Sac County Wind Class A Holdings, LLC (100%; Class A Member)
Sac County Wind, LLC (100%; Class A Member)
NEP Renewables Holdings, LLC (100%; Sole Member)
NEP Renewables, LLC (100%; Sole Member)
Breckinridge Wind Class A Holdings, LLC (100%; Sole Member)
Breckinridge Wind Project, LLC (100%; Class A Tax Equity Member)
Carousel Wind Holdings, LLC (100%; Sole Member)
Carousel Wind Farm, LLC (100%; Class A Tax Equity Member)
Monarch Wind Holdings, LLC (100%; Sole Member)
Monarch Wind, LLC (100%; Class A Tax Equity Member)
Javelina Wind Holdings II, LLC (100%; Sole Member)
Javelina Wind Energy II, LLC (100%; Sole Member)
Javelina Interconnection, LLC (45%; Member)
Rush Springs Wind Energy, LLC (100%; Sole Member)
Mountain View Solar Holdings, LLC (100%; Sole Member)
Mountain View Solar, LLC (100%; Sole Member)
Pacific Plains Wind Class A Holdings, LLC (100%; Sole Member)
Pacific Plains Wind, LLC (100%; Class A Tax Equity Member)
Cottonwood Wind Project Holdings, LLC (100%; Sole Member)
Cottonwood Wind Project, LLC (100%; Sole Member)
Golden Hills North Wind, LLC (100%; Sole Member)
Golden Hills Interconnection, LLC (32.4%; Member)
NextEra Energy Bluff Point, LLC (100%; Sole Member)
NextEra Desert Sunlight Holdings, LLC (99.8%; Member)
Desert Sunlight Investment Holdings, LLC (50%; Managing Member)
Desert Sunlight Holdings, LLC (100%; Sole Member)
Desert Sunlight 250, LLC (100%; Sole Member)
Desert Sunlight 300, LLC (100%; Sole Member)
Nutmeg Solar Holdings, LLC (33.3%; Member)
Nutmeg Solar, LLC (100%; Sole Member)
Palomino Wind Holdings, LLC (100%; Sole Member)
Palomino Wind, LLC (100%; Class A Tax Equity Member)
Kingman Wind Energy I, LLC (100%; Sole Member)
Kingman Wind Energy II, LLC (100%; Sole Member)
Prairie View Wind Holdings, LLC (100%; Sole Member)
Ninnescah Wind Energy LLC (100%; Sole Member)
Seiling Wind Investments, LLC (100%; Sole Member)
Seiling Wind Holdings, LLC (100%; Sole Member)
Seiling Wind Portfolio, LLC (100%; Class A Tax Equity Member)
Seiling Wind II, LLC (100%; Sole Member)
Seiling Wind Interconnection Services, LLC (33%; Member)
Seiling Wind, LLC (100%; Sole Member)
Seiling Wind Interconnection Services, LLC (67%; Managing Member)
Shaw Creek Solar Holdings, LLC (33.3%; Member)
Shaw Creek Solar, LLC (100%; Sole Member)
Solar Holdings Portfolio 12, LLC (100%; Class C Member)
DG Portfolio 2019 Holdings, LLC (100%; Sole Member)
DG Portfolio 2019, LLC (100%; Sole Member)

DG Amaze, LLC (100%; Sole Member)
 DG California Solar, LLC (100%; Sole Member)
 DG Colorado Solar, LLC (100%; Sole Member)
 DG LF Solar, LLC (100%; Sole Member)
 DG Minnesota CSG 1, LLC (100%; Sole Member)
 DG Minnesota CSG, LLC (100%; Sole Member)
 DG New Jersey Solar, LLC (100%; Sole Member)
 DG New York Solar, LLC (100%; Sole Member)
 DG Northeast Solar, LLC (100%; Sole Member)
 DG SUNY Solar 1, LLC (100%; Sole Member)
 DG Southwest Solar Portfolio 2019, LLC (100%; Sole Member)
 DG Waipio, LLC (100%; Sole Member)
 Pacific Energy Solutions LLC (100%; Sole Member)
 HL Solar LLC (100%; Sole Member)
 W2 Solar Holdings, LLC (100%; Sole Member)
 Sierra Solar Funding, LLC (100%; Sole Member)
 Sierra Solar Holdings, LLC (100%; Sole Member)
 Westside Solar, LLC (100%; Sole Member)
 Whitney Point Solar, LLC (100%; Sole Member)
 Southwest Solar Holdings, LLC (100%; Member)
 Hatch Solar Energy Center I LLC (100%; Sole Member)
 Sunlight Renewables Holdings, LLC (100%; Class A Member)
 Sunlight Renewables Class A Holdings, LLC (100%; Sole Member)
 Sunlight Renewables, LLC (100%; Class A Member)
 Sunlight Storage, LLC (100%; Sole Member)
 VMCLR Holdings, LLC (100%; Sole Member)
 Indigo Plains Solar Class B Holdings, LLC (100%; Sole Member)
 Indigo Plains Solar, LLC (100%; Class B Tax Equity Member)
 Chaves County Solar, LLC (100%; Sole Member)
 Chaves County Solar Holdings, LLC (100%; Sole Member)
 Live Oak Solar, LLC (100%; Sole Member)
 River Bend Solar, LLC (100%; Sole Member)
 Indigo Plains Solar Funding, LLC (100%; Sole Member)
 Indigo Plains Solar Holdings, LLC (100%; Sole Member)
 Indigo Plains Solar, LLC (100%; Class A Tax Equity Member)
 Chaves County Solar, LLC (100%; Sole Member)
 Chaves County Solar Holdings, LLC (100%; Sole Member)
 Live Oak Solar, LLC (100%; Sole Member)
 River Bend Solar, LLC (100%; Sole Member)
 Whiptail-Montezuma Funding, LLC (100%; Sole Member)
 Whiptail-Montezuma Holdings, LLC (100%; Sole Member)
 Montezuma Wind Holdings II, LLC (100%; Sole Member)
 NextEra Energy Montezuma II Wind, LLC (100%; Sole Member)
 Southwest Wind Class A Holdings, LLC (100%; Class A Member)
 Whiptail Wind, LLC (100%; Class A Tax Equity Member)
 Casa Mesa Wind, LLC (100%; Sole Member)
 Casa Mesa Wind Investments, LLC (100%; Sole Member)
 Langdon Renewables, LLC (100%; Sole Member)
 New Mexico Wind, LLC (100%; Sole Member)
 Pacific Power Investments, LLC (100%; Sole Member)
 Southwest Wind Class A Holdings, LLC (100%; Class B Member)
 Whiptail Wind, LLC (100%; Class A Tax Equity Member)
 Casa Mesa Wind, LLC (100%; Sole Member)
 Casa Mesa Wind Investments, LLC (100%; Sole Member)
 Langdon Renewables, LLC (100%; Sole Member)
 New Mexico Wind, LLC (100%; Sole Member)
 Pacific Power Investments, LLC (100%; Sole Member)

Windstar Portfolio, LLC (100%; Sole Member)
 Tusk Wind Holdings II, LLC (100%; Sole Member)
 Windstar Energy, LLC (100%; Sole Member)
 NextEra Energy Partners Constructors, LLC (100%; Sole Member)
 NextEra Energy Partners Solar Acquisitions, LLC (100%; Sole Member)
 Adelanto CA II, LLC (100%; Sole Member)
 Adelanto Solar Funding, LLC (50.01%; Member)
 Adelanto Solar Holdings, LLC (100%; Sole Member)
 Adelanto Solar II, LLC (100%; Sole Member)
 Adelanto Solar, LLC (100%; Sole Member)
 McCoy CA II, LLC (100%; Sole Member)
 McCoy Solar Holdings, LLC (50.01%; Member)
 McCoy Solar Funding, LLC (100%; Sole Member)
 McCoy Solar, LLC (100%; Sole Member)
 NextEra Desert Center Blythe, LLC (50%; Member)
 NextEra Energy Partners Ventures, LLC (100%; Sole Member)
 NET Holdings Management, LLC (100%; Sole Member)
 NextEra Energy Partners Pipelines Holdings, LLC (100%; Sole Member)
 NextEra Energy Partners Pipelines, LLC (100%; Managing Member)
 Meade Pipeline Investment Holdings, LLC (100%; Sole Member)
 Meade Pipeline Investment, LLC (100%; Sole Member)
 Meade Pipeline Co LLC (75%; Managing Member)
 Redwood Meade Pipeline, LLC (100%; Sole Member)
 Redwood Midstream, LLC (90%; Managing Member)
 Redwood Meade Midstream MPC, LLC (100%; Sole Member)
 Meade Pipeline Co LLC (15%; Member)
 River Road Interests LLC (100%; Sole Member)
 Meade Pipeline Co LLC (10%; Member)
 Redwood Midstream, LLC (10%; Member)
 Redwood Meade Midstream MPC, LLC (100%; Sole Member)
 Meade Pipeline Co LLC (15%; Member)
 River Road Interests LLC (100%; Sole Member)
 Meade Pipeline Co LLC (10%; Member)
 South Texas Midstream Holdings, LLC (100%; Sole Member)
 South Texas Midstream, LLC (100%; Class B Member)
 South Texas Midstream, LLC (100%; Class A Member)
 Northern Colorado Wind Energy, LLC (100%; Sole Member)
 Palo Duro Wind Portfolio, LLC (100%; Sole Member)
 Palo Duro Wind Project Holdings, LLC (100%; Sole Member)
 Palo Duro Wind Energy, LLC (100%; Sole Member)
 Palo Duro Wind Interconnection Services, LLC (88%; Managing Member)
 Shafter Solar Portfolio, LLC (100%; Sole Member)
 Shafter Solar Holdings, LLC (100%; Sole Member)
 Shafter Solar, LLC (100%; Sole Member)
 Tusk Wind Holdings III, LLC (100%; Sole Member)
 Granite Reliable Power, LLC (100%; Sole Member)
 NextEra Energy Management Partners, LP (100%; Limited Partner)
 NextEra Energy Partners GP, Inc. (100%; Shareholder)
 NextEra Energy Partners, LP (0.0001%; General Partner)
 NextEra Energy Operating Partners GP, LLC (100%; Sole Member)
 NextEra Energy Operating Partners, LP (100%; General Partner)
 NextEra Energy US Partners Holdings, LLC (100%; Sole Member)
 GR Bage (NEP), LLC (100%; Sole Member)
 Genesis Purchaser Holdings, LLC (100%; Sole Member)
 Genesis Purchaser, LLC (100%; Sole Member)
 Genesis Solar Funding Holdings, LLC (100%; Sole Member)
 Genesis Solar Funding, LLC (100%; Sole Member)

Genesis Solar Holdings, LLC (100%; Class A Tax Equity Member)
Elk City Wind, LLC (100%; Sole Member)
Genesis Solar, LLC (100%; Sole Member)
NextEra Desert Center Blythe, LLC (50%; Member)
Golden Plains Class A Holdings, LLC (100%; Sole Member)
Golden Plains, LLC (100%; Class A Member)
Baldwin Wind Energy, LLC (100%; Sole Member)
Northern Colorado Wind Energy Center II, LLC (100%; Sole Member)
Northern Colorado Interconnect, LLC (12.9%; Member)
Northern Colorado Wind Energy Center, LLC (100%; Sole Member)
Northern Colorado Interconnect, LLC (87.1%; Managing Member)
Wilmot Energy Center, LLC (100%; Sole Member)
Pine Brooke Class A Holdings, LLC (40%; Member)
Pine Brooke, LLC (100%; Class A Tax Equity Member)
Blue Summit III Wind, LLC (100%; Sole Member)
Blue Summit Interconnection, LLC (25%; Member)
Harmony Florida Solar, LLC (100%; Sole Member)
Ponderosa Wind, LLC (100%; Sole Member)
Saint Solar, LLC (100%; Sole Member)
Sanford Airport Solar, LLC (100%; Sole Member)
Soldier Creek Wind, LLC (100%; Sole Member)
Taylor Creek Solar, LLC (100%; Sole Member)
NextEra Energy Partners Acquisitions, LLC (100%; Sole Member)
Baldwin Wind, LLC (100%; Sole Member)
Bayhawk Wind Portfolio, LLC (100%; Sole Member)
Bayhawk Wind Holdings, LLC (100%; Sole Member)
Bayhawk Wind, LLC (100%; Class A Member)
Cedar Bluff Wind, LLC (100%; Sole Member)
Golden Hills Wind, LLC (100%; Sole Member)
Golden Hills Interconnection, LLC (67.6%; Managing Member)
Coram Portfolio II, LLC (100%; Sole Member)
Tusk Wind Holdings V, LLC (100%; Sole Member)
RET Coram Tehachapi Wind GP, LLC (100%; Sole Member)
Coram California Development, L.P. (0.01%; General Partner)
RET Tehachapi Wind Development, LLC (100%; Sole Member)
Coram California Development, L.P. (99.99%; Limited Partner)
Coram Portfolio, LLC (100%; Sole Member)
Tusk Wind Holdings IV, LLC (100%; Sole Member)
Coram Energy LLC (100%; Sole Member)
Coram Tehachapi, LLC (100%; Sole Member)
HW CA Holdings, LLC (100%; Member)
High Winds, LLC (100%; Sole Member)
Javelina Wind Funding, LLC (100%; Sole Member)
Javelina Wind Energy Holdings, LLC (100%; Sole Member)
Javelina Wind Energy, LLC (100%; Sole Member)
Javelina Interconnection, LLC (55%; Managing Member)
Mammoth Plains Wind Project Holdings, LLC (100%; Sole Member)
Mammoth Plains Wind Project, LLC (100%; Class A Member)
Meadowlark Wind, LLC (100%; Sole Member)
NEP Renewables Holdings II, LLC (100%; Sole Member)
NEP Renewables II, LLC (100%; Managing Member)
Ashtabula Wind II, LLC (100%; Sole Member)
Ashtabula Wind III, LLC (100%; Sole Member)
FPL Energy Vansycle L.L.C. (100%; Sole Member)
Garden Wind, LLC (100%; Sole Member)
Perrin Ranch Wind, LLC (100%; Sole Member)

Rosmar Portfolio, LLC (100%; Sole Member)
 Rosmar Holdings, LLC (100%; Member)
 Marshall Solar, LLC (100%; Sole Member)
 Roswell Solar, LLC (100%; Sole Member)
 Roswell Solar Holdings, LLC (100%; Sole Member)
 SSSS Holdings, LLC (100%; Sole Member)
 Silver State South Solar, LLC (49.99%; Managing Member)
 Silver State Solar Power South, LLC (100%; Sole Member)
 Tuscola Bay Wind, LLC (100%; Sole Member)
 White Oak Energy Holdings, LLC (100%; Sole Member)
 White Oak Energy LLC (100%; Sole Member)
 NEP Renewables Holdings III, LLC (100%; Sole Member)
 NEP Renewables III, LLC (50%; Class B Member)
 Star Moon Holdings, LLC (100%; Class A Member)
 Moonlight Bay Class A Holdings, LLC (100%; Sole Member)
 Moonlight Bay Renewables, LLC (100%; Class A Member)
 Dodge Flat Solar, LLC (100%; Sole Member)
 Elora Solar, LLC (100%; Sole Member)
 Fish Springs Ranch Solar, LLC (100%; Sole Member)
 Little Blue Wind Project, LLC (100%; Sole Member)
 Minco Wind Energy III, LLC (100%; Sole Member)
 Minco IV & V Interconnection, LLC (27.04%; Managing Member)
 White Mesa Wind, LLC (100%; Sole Member)
 Stargrass Class A Holdings, LLC (100%; Sole Member)
 Stargrass, LLC (100%; Class A Member)
 Borderlands Wind, LLC (100%; Sole Member)
 Borderlands Wind Holdings, LLC (100%; Sole Member)
 Cool Springs Solar, LLC (100%; Sole Member)
 Ensign Wind Energy, LLC (100%; Sole Member)
 Hubbard Wind, LLC (100%; Sole Member)
 Irish Creek Wind, LLC (100%; Sole Member)
 Quinebaug Solar, LLC (100%; Sole Member)
 Quitman II Solar, LLC (100%; Sole Member)
 NEP Renewables III, LLC (100%; Class A Member)
 Star Moon Holdings, LLC (100%; Class A Member)
 Moonlight Bay Class A Holdings, LLC (100%; Sole Member)
 Moonlight Bay Renewables, LLC (100%; Class A Member)
 Dodge Flat Solar, LLC (100%; Sole Member)
 Elora Solar, LLC (100%; Sole Member)
 Fish Springs Ranch Solar, LLC (100%; Sole Member)
 Little Blue Wind Project, LLC (100%; Sole Member)
 Minco Wind Energy III, LLC (100%; Sole Member)
 Minco IV & V Interconnection, LLC (27.04%; Managing Member)
 White Mesa Wind, LLC (100%; Sole Member)
 Stargrass Class A Holdings, LLC (100%; Sole Member)
 Stargrass, LLC (100%; Class A Member)
 Borderlands Wind, LLC (100%; Sole Member)
 Borderlands Wind Holdings, LLC (100%; Sole Member)
 Cool Springs Solar, LLC (100%; Sole Member)
 Ensign Wind Energy, LLC (100%; Sole Member)
 Hubbard Wind, LLC (100%; Sole Member)
 Irish Creek Wind, LLC (100%; Sole Member)
 Quinebaug Solar, LLC (100%; Sole Member)
 Quitman II Solar, LLC (100%; Sole Member)
 NEP Renewables Holdings IV, LLC (100%; Sole Member)
 NEP Renewables IV, LLC (100%; Class A Member)
 Alta Wind Portfolio, LLC (100%; Sole Member)

Tusk Wind Holdings, LLC (100%; Sole Member)
 Alta Wind VIII, LLC (100%; Sole Member)
 Dogwood Wind Holdings, LLC (100%; Sole Member)
 Dogwood Wind, LLC (100%; Class A Tax Equity Member)
 Oliver Wind III, LLC (100%; Sole Member)
 Osborn Wind Energy, LLC (100%; Sole Member)
 Elk City Sholes Holdings, LLC (100%; Sole Member)
 Elk City II Wind Funding, LLC (100%; Sole Member)
 Southwest Wind, LLC (100%; Class A Tax Equity Member)
 Elk City Renewables II, LLC (100%; Sole Member)
 Sholes Wind Funding, LLC (100%; Sole Member)
 Sholes Wind Class A Holdings, LLC (100%; Sole Member)
 Sholes Wind, LLC (100%; Class A Member)
 Emerald Breeze Holdings, LLC (100%; Class A Member)
 Emerald Breeze Class A Holdings, LLC (100%; Sole Member)
 Emerald Breeze, LLC (100%; Class A Member)
 Appaloosa Run Wind, LLC (100%; Sole Member)
 Eight Point Wind, LLC (100%; Sole Member)
 Great Prairie Wind, LLC (100%; Sole Member)
 Yellow Pine Solar, LLC (100%; Sole Member)
 Yellow Pine Solar Interconnect, LLC (50%; Managing Member)
 Golden West Wind Holdings, LLC (100%; Sole Member)
 Golden West Power Partners, LLC (100%; Class A Tax Equity Member)
 Nokota Wind Holdings, LLC (100%; Sole Member)
 Nokota Wind, LLC (100%; Class A Tax Equity Member)
 Brady Wind II, LLC (100%; Sole Member)
 Brady Interconnection, LLC (50%; Member)
 Brady Wind, LLC (100%; Sole Member)
 Brady Interconnection, LLC (50%; Managing Member)
 Sac County Wind Holdings, LLC (100%; Sole Member)
 Sac County Wind Class A Holdings, LLC (100%; Class A Member)
 Sac County Wind, LLC (100%; Class A Member)
 NEP Renewables IV, LLC (31.2%; Class B Member)
 Alta Wind Portfolio, LLC (100%; Sole Member)
 Tusk Wind Holdings, LLC (100%; Sole Member)
 Alta Wind VIII, LLC (100%; Sole Member)
 Dogwood Wind Holdings, LLC (100%; Sole Member)
 Dogwood Wind, LLC (100%; Class A Tax Equity Member)
 Oliver Wind III, LLC (100%; Sole Member)
 Osborn Wind Energy, LLC (100%; Sole Member)
 Elk City Sholes Holdings, LLC (100%; Sole Member)
 Elk City II Wind Funding, LLC (100%; Sole Member)
 Southwest Wind, LLC (100%; Class A Tax Equity Member)
 Elk City Renewables II, LLC (100%; Sole Member)
 Sholes Wind Funding, LLC (100%; Sole Member)
 Sholes Wind Class A Holdings, LLC (100%; Sole Member)
 Sholes Wind, LLC (100%; Class A Member)
 Emerald Breeze Holdings, LLC (100%; Class A Member)
 Emerald Breeze Class A Holdings, LLC (100%; Sole Member)
 Emerald Breeze, LLC (100%; Class A Member)
 Appaloosa Run Wind, LLC (100%; Sole Member)
 Eight Point Wind, LLC (100%; Sole Member)
 Great Prairie Wind, LLC (100%; Sole Member)
 Yellow Pine Solar, LLC (100%; Sole Member)
 Yellow Pine Solar Interconnect, LLC (50%; Managing Member)
 Golden West Wind Holdings, LLC (100%; Sole Member)
 Golden West Power Partners, LLC (100%; Class A Tax Equity Member)

Nokota Wind Holdings, LLC (100%; Sole Member)
 Nokota Wind, LLC (100%; Class A Tax Equity Member)
 Brady Wind II, LLC (100%; Sole Member)
 Brady Interconnection, LLC (50%; Member)
 Brady Wind, LLC (100%; Sole Member)
 Brady Interconnection, LLC (50%; Managing Member)
 Sac County Wind Holdings, LLC (100%; Sole Member)
 Sac County Wind Class A Holdings, LLC (100%; Class A Member)
 Sac County Wind, LLC (100%; Class A Member)
NEP Renewables Holdings, LLC (100%; Sole Member)
 NEP Renewables, LLC (100%; Sole Member)
 Breckinridge Wind Class A Holdings, LLC (100%; Sole Member)
 Breckinridge Wind Project, LLC (100%; Class A Tax Equity Member)
 Carousel Wind Holdings, LLC (100%; Sole Member)
 Carousel Wind Farm, LLC (100%; Class A Tax Equity Member)
 Monarch Wind Holdings, LLC (100%; Sole Member)
 Monarch Wind, LLC (100%; Class A Tax Equity Member)
 Javelina Wind Holdings II, LLC (100%; Sole Member)
 Javelina Wind Energy II, LLC (100%; Sole Member)
 Javelina Interconnection, LLC (45%; Member)
 Rush Springs Wind Energy, LLC (100%; Sole Member)
 Mountain View Solar Holdings, LLC (100%; Sole Member)
 Mountain View Solar, LLC (100%; Sole Member)
 Pacific Plains Wind Class A Holdings, LLC (100%; Sole Member)
 Pacific Plains Wind, LLC (100%; Class A Tax Equity Member)
 Cottonwood Wind Project Holdings, LLC (100%; Sole Member)
 Cottonwood Wind Project, LLC (100%; Sole Member)
 Golden Hills North Wind, LLC (100%; Sole Member)
 Golden Hills Interconnection, LLC (32.4%; Member)
 NextEra Energy Bluff Point, LLC (100%; Sole Member)
NextEra Desert Sunlight Holdings, LLC (99.8%; Member)
 Desert Sunlight Investment Holdings, LLC (50%; Managing Member)
 Desert Sunlight Holdings, LLC (100%; Sole Member)
 Desert Sunlight 250, LLC (100%; Sole Member)
 Desert Sunlight 300, LLC (100%; Sole Member)
Nutmeg Solar Holdings, LLC (33.3%; Member)
 Nutmeg Solar, LLC (100%; Sole Member)
Palomino Wind Holdings, LLC (100%; Sole Member)
 Palomino Wind, LLC (100%; Class A Tax Equity Member)
 Kingman Wind Energy I, LLC (100%; Sole Member)
 Kingman Wind Energy II, LLC (100%; Sole Member)
 Prairie View Wind Holdings, LLC (100%; Sole Member)
 Ninnescah Wind Energy LLC (100%; Sole Member)
Seiling Wind Investments, LLC (100%; Sole Member)
 Seiling Wind Holdings, LLC (100%; Sole Member)
 Seiling Wind Portfolio, LLC (100%; Class A Tax Equity Member)
 Seiling Wind II, LLC (100%; Sole Member)
 Seiling Wind Interconnection Services, LLC (33%; Member)
 Seiling Wind, LLC (100%; Sole Member)
 Seiling Wind Interconnection Services, LLC (67%; Managing Member)
Shaw Creek Solar Holdings, LLC (33.3%; Member)
 Shaw Creek Solar, LLC (100%; Sole Member)
Solar Holdings Portfolio 12, LLC (100%; Class C Member)
 DG Portfolio 2019 Holdings, LLC (100%; Sole Member)
 DG Portfolio 2019, LLC (100%; Sole Member)
 DG Amaze, LLC (100%; Sole Member)
 DG California Solar, LLC (100%; Sole Member)

DG Colorado Solar, LLC (100%; Sole Member)
 DG LF Solar, LLC (100%; Sole Member)
 DG Minnesota CSG 1, LLC (100%; Sole Member)
 DG Minnesota CSG, LLC (100%; Sole Member)
 DG New Jersey Solar, LLC (100%; Sole Member)
 DG New York Solar, LLC (100%; Sole Member)
 DG Northeast Solar, LLC (100%; Sole Member)
 DG SUNY Solar 1, LLC (100%; Sole Member)
 DG Southwest Solar Portfolio 2019, LLC (100%; Sole Member)
 DG Waipio, LLC (100%; Sole Member)
 Pacific Energy Solutions LLC (100%; Sole Member)
 HL Solar LLC (100%; Sole Member)
 W2 Solar Holdings, LLC (100%; Sole Member)
 Sierra Solar Funding, LLC (100%; Sole Member)
 Sierra Solar Holdings, LLC (100%; Sole Member)
 Westside Solar, LLC (100%; Sole Member)
 Whitney Point Solar, LLC (100%; Sole Member)
 Southwest Solar Holdings, LLC (100%; Member)
 Hatch Solar Energy Center I LLC (100%; Sole Member)
 Sunlight Renewables Holdings, LLC (100%; Class A Member)
 Sunlight Renewables Class A Holdings, LLC (100%; Sole Member)
 Sunlight Renewables, LLC (100%; Class A Member)
 Sunlight Storage, LLC (100%; Sole Member)
 VMCLR Holdings, LLC (100%; Sole Member)
 Indigo Plains Solar Class B Holdings, LLC (100%; Sole Member)
 Indigo Plains Solar, LLC (100%; Class B Tax Equity Member)
 Chaves County Solar, LLC (100%; Sole Member)
 Chaves County Solar Holdings, LLC (100%; Sole Member)
 Live Oak Solar, LLC (100%; Sole Member)
 River Bend Solar, LLC (100%; Sole Member)
 Indigo Plains Solar Funding, LLC (100%; Sole Member)
 Indigo Plains Solar Holdings, LLC (100%; Sole Member)
 Indigo Plains Solar, LLC (100%; Class A Tax Equity Member)
 Chaves County Solar, LLC (100%; Sole Member)
 Chaves County Solar Holdings, LLC (100%; Sole Member)
 Live Oak Solar, LLC (100%; Sole Member)
 River Bend Solar, LLC (100%; Sole Member)
 Whiptail-Montezuma Funding, LLC (100%; Sole Member)
 Whiptail-Montezuma Holdings, LLC (100%; Sole Member)
 Montezuma Wind Holdings II, LLC (100%; Sole Member)
 NextEra Energy Montezuma II Wind, LLC (100%; Sole Member)
 Southwest Wind Class A Holdings, LLC (100%; Class A Member)
 Whiptail Wind, LLC (100%; Class A Tax Equity Member)
 Casa Mesa Wind, LLC (100%; Sole Member)
 Casa Mesa Wind Investments, LLC (100%; Sole Member)
 Langdon Renewables, LLC (100%; Sole Member)
 New Mexico Wind, LLC (100%; Sole Member)
 Pacific Power Investments, LLC (100%; Sole Member)
 Southwest Wind Class A Holdings, LLC (100%; Class B Member)
 Whiptail Wind, LLC (100%; Class A Tax Equity Member)
 Casa Mesa Wind, LLC (100%; Sole Member)
 Casa Mesa Wind Investments, LLC (100%; Sole Member)
 Langdon Renewables, LLC (100%; Sole Member)
 New Mexico Wind, LLC (100%; Sole Member)
 Pacific Power Investments, LLC (100%; Sole Member)
 Windstar Portfolio, LLC (100%; Sole Member)
 Tusk Wind Holdings II, LLC (100%; Sole Member)

Windstar Energy, LLC (100%; Sole Member)
NextEra Energy Partners Constructors, LLC (100%; Sole Member)
NextEra Energy Partners Solar Acquisitions, LLC (100%; Sole Member)
Adelanto CA II, LLC (100%; Sole Member)
Adelanto Solar Funding, LLC (50.01%; Member)
Adelanto Solar Holdings, LLC (100%; Sole Member)
Adelanto Solar II, LLC (100%; Sole Member)
Adelanto Solar, LLC (100%; Sole Member)
McCoy CA II, LLC (100%; Sole Member)
McCoy Solar Holdings, LLC (50.01%; Member)
McCoy Solar Funding, LLC (100%; Sole Member)
McCoy Solar, LLC (100%; Sole Member)
NextEra Desert Center Blythe, LLC (50%; Member)
NextEra Energy Partners Ventures, LLC (100%; Sole Member)
NET Holdings Management, LLC (100%; Sole Member)
NextEra Energy Partners Pipelines Holdings, LLC (100%; Sole Member)
NextEra Energy Partners Pipelines, LLC (100%; Managing Member)
Meade Pipeline Investment Holdings, LLC (100%; Sole Member)
Meade Pipeline Investment, LLC (100%; Sole Member)
Meade Pipeline Co LLC (75%; Managing Member)
Redwood Meade Pipeline, LLC (100%; Sole Member)
Redwood Midstream, LLC (90%; Managing Member)
Redwood Meade Midstream MPC, LLC (100%; Sole Member)
Meade Pipeline Co LLC (15%; Member)
River Road Interests LLC (100%; Sole Member)
Meade Pipeline Co LLC (10%; Member)
Redwood Midstream, LLC (10%; Member)
Redwood Meade Midstream MPC, LLC (100%; Sole Member)
Meade Pipeline Co LLC (15%; Member)
River Road Interests LLC (100%; Sole Member)
Meade Pipeline Co LLC (10%; Member)
South Texas Midstream Holdings, LLC (100%; Sole Member)
South Texas Midstream, LLC (100%; Class B Member)
South Texas Midstream, LLC (100%; Class A Member)
Northern Colorado Wind Energy, LLC (100%; Sole Member)
Palo Duro Wind Portfolio, LLC (100%; Sole Member)
Palo Duro Wind Project Holdings, LLC (100%; Sole Member)
Palo Duro Wind Energy, LLC (100%; Sole Member)
Palo Duro Wind Interconnection Services, LLC (88%; Managing Member)
Shafter Solar Portfolio, LLC (100%; Sole Member)
Shafter Solar Holdings, LLC (100%; Sole Member)
Shafter Solar, LLC (100%; Sole Member)
Tusk Wind Holdings III, LLC (100%; Sole Member)
Granite Reliable Power, LLC (100%; Sole Member)
NextEra Energy Operating Partners, LP (48.525%; Limited Partner)
NextEra Energy US Partners Holdings, LLC (100%; Sole Member)
GR Bage (NEP), LLC (100%; Sole Member)
Genesis Purchaser Holdings, LLC (100%; Sole Member)
Genesis Purchaser, LLC (100%; Sole Member)
Genesis Solar Funding Holdings, LLC (100%; Sole Member)
Genesis Solar Funding, LLC (100%; Sole Member)
Genesis Solar Holdings, LLC (100%; Class A Tax Equity Member)
Elk City Wind, LLC (100%; Sole Member)
Genesis Solar, LLC (100%; Sole Member)
NextEra Desert Center Blythe, LLC (50%; Member)
Golden Plains Class A Holdings, LLC (100%; Sole Member)
Golden Plains, LLC (100%; Class A Member)

Baldwin Wind Energy, LLC (100%; Sole Member)
Northern Colorado Wind Energy Center II, LLC (100%; Sole Member)
 Northern Colorado Interconnect, LLC (12.9%; Member)
Northern Colorado Wind Energy Center, LLC (100%; Sole Member)
 Northern Colorado Interconnect, LLC (87.1%; Managing Member)
Wilmot Energy Center, LLC (100%; Sole Member)
Pine Brooke Class A Holdings, LLC (40%; Member)
 Pine Brooke, LLC (100%; Class A Tax Equity Member)
 Blue Summit III Wind, LLC (100%; Sole Member)
 Blue Summit Interconnection, LLC (25%; Member)
 Harmony Florida Solar, LLC (100%; Sole Member)
 Ponderosa Wind, LLC (100%; Sole Member)
 Saint Solar, LLC (100%; Sole Member)
 Sanford Airport Solar, LLC (100%; Sole Member)
 Soldier Creek Wind, LLC (100%; Sole Member)
 Taylor Creek Solar, LLC (100%; Sole Member)
NextEra Energy Partners Acquisitions, LLC (100%; Sole Member)
 Baldwin Wind, LLC (100%; Sole Member)
 Bayhawk Wind Portfolio, LLC (100%; Sole Member)
 Bayhawk Wind Holdings, LLC (100%; Sole Member)
 Bayhawk Wind, LLC (100%; Class A Member)
 Cedar Bluff Wind, LLC (100%; Sole Member)
 Golden Hills Wind, LLC (100%; Sole Member)
 Golden Hills Interconnection, LLC (67.6%; Managing Member)
 Coram Portfolio II, LLC (100%; Sole Member)
 Tusk Wind Holdings V, LLC (100%; Sole Member)
 RET Coram Tehachapi Wind GP, LLC (100%; Sole Member)
 Coram California Development, L.P. (0.01%; General Partner)
 RET Tehachapi Wind Development, LLC (100%; Sole Member)
 Coram California Development, L.P. (99.99%; Limited Partner)
 Coram Portfolio, LLC (100%; Sole Member)
 Tusk Wind Holdings IV, LLC (100%; Sole Member)
 Coram Energy LLC (100%; Sole Member)
 Coram Tehachapi, LLC (100%; Sole Member)
 HW CA Holdings, LLC (100%; Member)
 High Winds, LLC (100%; Sole Member)
 Javelina Wind Funding, LLC (100%; Sole Member)
 Javelina Wind Energy Holdings, LLC (100%; Sole Member)
 Javelina Wind Energy, LLC (100%; Sole Member)
 Javelina Interconnection, LLC (55%; Managing Member)
 Mammoth Plains Wind Project Holdings, LLC (100%; Sole Member)
 Mammoth Plains Wind Project, LLC (100%; Class A Member)
 Meadowlark Wind, LLC (100%; Sole Member)
 NEP Renewables Holdings II, LLC (100%; Sole Member)
 NEP Renewables II, LLC (100%; Managing Member)
 Ashtabula Wind II, LLC (100%; Sole Member)
 Ashtabula Wind III, LLC (100%; Sole Member)
 FPL Energy Vansycle L.L.C. (100%; Sole Member)
 Garden Wind, LLC (100%; Sole Member)
 Perrin Ranch Wind, LLC (100%; Sole Member)
 Rosmar Portfolio, LLC (100%; Sole Member)
 Rosmar Holdings, LLC (100%; Member)
 Marshall Solar, LLC (100%; Sole Member)
 Roswell Solar, LLC (100%; Sole Member)
 Roswell Solar Holdings, LLC (100%; Sole Member)
 SSSS Holdings, LLC (100%; Sole Member)

Silver State South Solar, LLC (49.99%; Managing Member)
 Silver State Solar Power South, LLC (100%; Sole Member)
 Tuscola Bay Wind, LLC (100%; Sole Member)
 White Oak Energy Holdings, LLC (100%; Sole Member)
 White Oak Energy LLC (100%; Sole Member)
 NEP Renewables Holdings III, LLC (100%; Sole Member)
 NEP Renewables III, LLC (50%; Class B Member)
 Star Moon Holdings, LLC (100%; Class A Member)
 Moonlight Bay Class A Holdings, LLC (100%; Sole Member)
 Moonlight Bay Renewables, LLC (100%; Class A Member)
 Dodge Flat Solar, LLC (100%; Sole Member)
 Elora Solar, LLC (100%; Sole Member)
 Fish Springs Ranch Solar, LLC (100%; Sole Member)
 Little Blue Wind Project, LLC (100%; Sole Member)
 Minco Wind Energy III, LLC (100%; Sole Member)
 Minco IV & V Interconnection, LLC (27.04%; Managing Member)
 White Mesa Wind, LLC (100%; Sole Member)
 Stargrass Class A Holdings, LLC (100%; Sole Member)
 Stargrass, LLC (100%; Class A Member)
 Borderlands Wind, LLC (100%; Sole Member)
 Borderlands Wind Holdings, LLC (100%; Sole Member)
 Cool Springs Solar, LLC (100%; Sole Member)
 Ensign Wind Energy, LLC (100%; Sole Member)
 Hubbard Wind, LLC (100%; Sole Member)
 Irish Creek Wind, LLC (100%; Sole Member)
 Quinebaug Solar, LLC (100%; Sole Member)
 Quitman II Solar, LLC (100%; Sole Member)
 NEP Renewables III, LLC (100%; Class A Member)
 Star Moon Holdings, LLC (100%; Class A Member)
 Moonlight Bay Class A Holdings, LLC (100%; Sole Member)
 Moonlight Bay Renewables, LLC (100%; Class A Member)
 Dodge Flat Solar, LLC (100%; Sole Member)
 Elora Solar, LLC (100%; Sole Member)
 Fish Springs Ranch Solar, LLC (100%; Sole Member)
 Little Blue Wind Project, LLC (100%; Sole Member)
 Minco Wind Energy III, LLC (100%; Sole Member)
 Minco IV & V Interconnection, LLC (27.04%; Managing Member)
 White Mesa Wind, LLC (100%; Sole Member)
 Stargrass Class A Holdings, LLC (100%; Sole Member)
 Stargrass, LLC (100%; Class A Member)
 Borderlands Wind, LLC (100%; Sole Member)
 Borderlands Wind Holdings, LLC (100%; Sole Member)
 Cool Springs Solar, LLC (100%; Sole Member)
 Ensign Wind Energy, LLC (100%; Sole Member)
 Hubbard Wind, LLC (100%; Sole Member)
 Irish Creek Wind, LLC (100%; Sole Member)
 Quinebaug Solar, LLC (100%; Sole Member)
 Quitman II Solar, LLC (100%; Sole Member)
 NEP Renewables Holdings IV, LLC (100%; Sole Member)
 NEP Renewables IV, LLC (100%; Class A Member)
 Alta Wind Portfolio, LLC (100%; Sole Member)
 Tusk Wind Holdings, LLC (100%; Sole Member)
 Alta Wind VIII, LLC (100%; Sole Member)
 Dogwood Wind Holdings, LLC (100%; Sole Member)
 Dogwood Wind, LLC (100%; Class A Tax Equity Member)
 Oliver Wind III, LLC (100%; Sole Member)
 Osborn Wind Energy, LLC (100%; Sole Member)

Elk City Sholes Holdings, LLC (100%; Sole Member)
 Elk City II Wind Funding, LLC (100%; Sole Member)
 Southwest Wind, LLC (100%; Class A Tax Equity Member)
 Elk City Renewables II, LLC (100%; Sole Member)
 Sholes Wind Funding, LLC (100%; Sole Member)
 Sholes Wind Class A Holdings, LLC (100%; Sole Member)
 Sholes Wind, LLC (100%; Class A Member)
 Emerald Breeze Holdings, LLC (100%; Class A Member)
 Emerald Breeze Class A Holdings, LLC (100%; Sole Member)
 Emerald Breeze, LLC (100%; Class A Member)
 Appaloosa Run Wind, LLC (100%; Sole Member)
 Eight Point Wind, LLC (100%; Sole Member)
 Great Prairie Wind, LLC (100%; Sole Member)
 Yellow Pine Solar, LLC (100%; Sole Member)
 Yellow Pine Solar Interconnect, LLC (50%; Managing Member)
 Golden West Wind Holdings, LLC (100%; Sole Member)
 Golden West Power Partners, LLC (100%; Class A Tax Equity Member)
 Nokota Wind Holdings, LLC (100%; Sole Member)
 Nokota Wind, LLC (100%; Class A Tax Equity Member)
 Brady Wind II, LLC (100%; Sole Member)
 Brady Interconnection, LLC (50%; Member)
 Brady Wind, LLC (100%; Sole Member)
 Brady Interconnection, LLC (50%; Managing Member)
 Sac County Wind Holdings, LLC (100%; Sole Member)
 Sac County Wind Class A Holdings, LLC (100%; Class A Member)
 Sac County Wind, LLC (100%; Class A Member)
 NEP Renewables IV, LLC (31.2%; Class B Member)
 Alta Wind Portfolio, LLC (100%; Sole Member)
 Tusk Wind Holdings, LLC (100%; Sole Member)
 Alta Wind VIII, LLC (100%; Sole Member)
 Dogwood Wind Holdings, LLC (100%; Sole Member)
 Dogwood Wind, LLC (100%; Class A Tax Equity Member)
 Oliver Wind III, LLC (100%; Sole Member)
 Osborn Wind Energy, LLC (100%; Sole Member)
 Elk City Sholes Holdings, LLC (100%; Sole Member)
 Elk City II Wind Funding, LLC (100%; Sole Member)
 Southwest Wind, LLC (100%; Class A Tax Equity Member)
 Elk City Renewables II, LLC (100%; Sole Member)
 Sholes Wind Funding, LLC (100%; Sole Member)
 Sholes Wind Class A Holdings, LLC (100%; Sole Member)
 Sholes Wind, LLC (100%; Class A Member)
 Emerald Breeze Holdings, LLC (100%; Class A Member)
 Emerald Breeze Class A Holdings, LLC (100%; Sole Member)
 Emerald Breeze, LLC (100%; Class A Member)
 Appaloosa Run Wind, LLC (100%; Sole Member)
 Eight Point Wind, LLC (100%; Sole Member)
 Great Prairie Wind, LLC (100%; Sole Member)
 Yellow Pine Solar, LLC (100%; Sole Member)
 Yellow Pine Solar Interconnect, LLC (50%; Managing Member)
 Golden West Wind Holdings, LLC (100%; Sole Member)
 Golden West Power Partners, LLC (100%; Class A Tax Equity Member)
 Nokota Wind Holdings, LLC (100%; Sole Member)
 Nokota Wind, LLC (100%; Class A Tax Equity Member)
 Brady Wind II, LLC (100%; Sole Member)
 Brady Interconnection, LLC (50%; Member)
 Brady Wind, LLC (100%; Sole Member)
 Brady Interconnection, LLC (50%; Managing Member)

Sac County Wind Holdings, LLC (100%; Sole Member)
 Sac County Wind Class A Holdings, LLC (100%; Class A Member)
 Sac County Wind, LLC (100%; Class A Member)
 NEP Renewables Holdings, LLC (100%; Sole Member)
 NEP Renewables, LLC (100%; Sole Member)
 Breckinridge Wind Class A Holdings, LLC (100%; Sole Member)
 Breckinridge Wind Project, LLC (100%; Class A Tax Equity Member)
 Carousel Wind Holdings, LLC (100%; Sole Member)
 Carousel Wind Farm, LLC (100%; Class A Tax Equity Member)
 Monarch Wind Holdings, LLC (100%; Sole Member)
 Monarch Wind, LLC (100%; Class A Tax Equity Member)
 Javelina Wind Holdings II, LLC (100%; Sole Member)
 Javelina Wind Energy II, LLC (100%; Sole Member)
 Javelina Interconnection, LLC (45%; Member)
 Rush Springs Wind Energy, LLC (100%; Sole Member)
 Mountain View Solar Holdings, LLC (100%; Sole Member)
 Mountain View Solar, LLC (100%; Sole Member)
 Pacific Plains Wind Class A Holdings, LLC (100%; Sole Member)
 Pacific Plains Wind, LLC (100%; Class A Tax Equity Member)
 Cottonwood Wind Project Holdings, LLC (100%; Sole Member)
 Cottonwood Wind Project, LLC (100%; Sole Member)
 Golden Hills North Wind, LLC (100%; Sole Member)
 Golden Hills Interconnection, LLC (32.4%; Member)
 NextEra Energy Bluff Point, LLC (100%; Sole Member)
 NextEra Desert Sunlight Holdings, LLC (99.8%; Member)
 Desert Sunlight Investment Holdings, LLC (50%; Managing Member)
 Desert Sunlight Holdings, LLC (100%; Sole Member)
 Desert Sunlight 250, LLC (100%; Sole Member)
 Desert Sunlight 300, LLC (100%; Sole Member)
 Nutmeg Solar Holdings, LLC (33.3%; Member)
 Nutmeg Solar, LLC (100%; Sole Member)
 Palomino Wind Holdings, LLC (100%; Sole Member)
 Palomino Wind, LLC (100%; Class A Tax Equity Member)
 Kingman Wind Energy I, LLC (100%; Sole Member)
 Kingman Wind Energy II, LLC (100%; Sole Member)
 Prairie View Wind Holdings, LLC (100%; Sole Member)
 Ninnescah Wind Energy LLC (100%; Sole Member)
 Seiling Wind Investments, LLC (100%; Sole Member)
 Seiling Wind Holdings, LLC (100%; Sole Member)
 Seiling Wind Portfolio, LLC (100%; Class A Tax Equity Member)
 Seiling Wind II, LLC (100%; Sole Member)
 Seiling Wind Interconnection Services, LLC (33%; Member)
 Seiling Wind, LLC (100%; Sole Member)
 Seiling Wind Interconnection Services, LLC (67%; Managing Member)
 Shaw Creek Solar Holdings, LLC (33.3%; Member)
 Shaw Creek Solar, LLC (100%; Sole Member)
 Solar Holdings Portfolio 12, LLC (100%; Class C Member)
 DG Portfolio 2019 Holdings, LLC (100%; Sole Member)
 DG Portfolio 2019, LLC (100%; Sole Member)
 DG Amaze, LLC (100%; Sole Member)
 DG California Solar, LLC (100%; Sole Member)
 DG Colorado Solar, LLC (100%; Sole Member)
 DG LF Solar, LLC (100%; Sole Member)
 DG Minnesota CSG 1, LLC (100%; Sole Member)
 DG Minnesota CSG, LLC (100%; Sole Member)
 DG New Jersey Solar, LLC (100%; Sole Member)
 DG New York Solar, LLC (100%; Sole Member)

DG Northeast Solar, LLC (100%; Sole Member)
 DG SUNY Solar 1, LLC (100%; Sole Member)
 DG Southwest Solar Portfolio 2019, LLC (100%; Sole Member)
 DG Waipio, LLC (100%; Sole Member)
 Pacific Energy Solutions LLC (100%; Sole Member)
 HL Solar LLC (100%; Sole Member)
 W2 Solar Holdings, LLC (100%; Sole Member)
 Sierra Solar Funding, LLC (100%; Sole Member)
 Sierra Solar Holdings, LLC (100%; Sole Member)
 Westside Solar, LLC (100%; Sole Member)
 Whitney Point Solar, LLC (100%; Sole Member)
 Southwest Solar Holdings, LLC (100%; Member)
 Hatch Solar Energy Center I LLC (100%; Sole Member)
 Sunlight Renewables Holdings, LLC (100%; Class A Member)
 Sunlight Renewables Class A Holdings, LLC (100%; Sole Member)
 Sunlight Renewables, LLC (100%; Class A Member)
 Sunlight Storage, LLC (100%; Sole Member)
 VMCLR Holdings, LLC (100%; Sole Member)
 Indigo Plains Solar Class B Holdings, LLC (100%; Sole Member)
 Indigo Plains Solar, LLC (100%; Class B Tax Equity Member)
 Chaves County Solar, LLC (100%; Sole Member)
 Chaves County Solar Holdings, LLC (100%; Sole Member)
 Live Oak Solar, LLC (100%; Sole Member)
 River Bend Solar, LLC (100%; Sole Member)
 Indigo Plains Solar Funding, LLC (100%; Sole Member)
 Indigo Plains Solar Holdings, LLC (100%; Sole Member)
 Indigo Plains Solar, LLC (100%; Class A Tax Equity Member)
 Chaves County Solar, LLC (100%; Sole Member)
 Chaves County Solar Holdings, LLC (100%; Sole Member)
 Live Oak Solar, LLC (100%; Sole Member)
 River Bend Solar, LLC (100%; Sole Member)
 Whiptail-Montezuma Funding, LLC (100%; Sole Member)
 Whiptail-Montezuma Holdings, LLC (100%; Sole Member)
 Montezuma Wind Holdings II, LLC (100%; Sole Member)
 NextEra Energy Montezuma II Wind, LLC (100%; Sole Member)
 Southwest Wind Class A Holdings, LLC (100%; Class A Member)
 Whiptail Wind, LLC (100%; Class A Tax Equity Member)
 Casa Mesa Wind, LLC (100%; Sole Member)
 Casa Mesa Wind Investments, LLC (100%; Sole Member)
 Langdon Renewables, LLC (100%; Sole Member)
 New Mexico Wind, LLC (100%; Sole Member)
 Pacific Power Investments, LLC (100%; Sole Member)
 Southwest Wind Class A Holdings, LLC (100%; Class B Member)
 Whiptail Wind, LLC (100%; Class A Tax Equity Member)
 Casa Mesa Wind, LLC (100%; Sole Member)
 Casa Mesa Wind Investments, LLC (100%; Sole Member)
 Langdon Renewables, LLC (100%; Sole Member)
 New Mexico Wind, LLC (100%; Sole Member)
 Pacific Power Investments, LLC (100%; Sole Member)
 Windstar Portfolio, LLC (100%; Sole Member)
 Tusk Wind Holdings II, LLC (100%; Sole Member)
 Windstar Energy, LLC (100%; Sole Member)
 NextEra Energy Partners Constructors, LLC (100%; Sole Member)
 NextEra Energy Partners Solar Acquisitions, LLC (100%; Sole Member)
 Adelanto CA II, LLC (100%; Sole Member)
 Adelanto Solar Funding, LLC (50.01%; Member)
 Adelanto Solar Holdings, LLC (100%; Sole Member)

Adelanto Solar II, LLC (100%; Sole Member)
 Adelanto Solar, LLC (100%; Sole Member)
 McCoy CA II, LLC (100%; Sole Member)
 McCoy Solar Holdings, LLC (50.01%; Member)
 McCoy Solar Funding, LLC (100%; Sole Member)
 McCoy Solar, LLC (100%; Sole Member)
 NextEra Desert Center Blythe, LLC (50%; Member)
 NextEra Energy Partners Ventures, LLC (100%; Sole Member)
 NET Holdings Management, LLC (100%; Sole Member)
 NextEra Energy Partners Pipelines Holdings, LLC (100%; Sole Member)
 NextEra Energy Partners Pipelines, LLC (100%; Managing Member)
 Meade Pipeline Investment Holdings, LLC (100%; Sole Member)
 Meade Pipeline Investment, LLC (100%; Sole Member)
 Meade Pipeline Co LLC (75%; Managing Member)
 Redwood Meade Pipeline, LLC (100%; Sole Member)
 Redwood Midstream, LLC (90%; Managing Member)
 Redwood Meade Midstream MPC, LLC (100%; Sole Member)
 Meade Pipeline Co LLC (15%; Member)
 River Road Interests LLC (100%; Sole Member)
 Meade Pipeline Co LLC (10%; Member)
 Redwood Midstream, LLC (10%; Member)
 Redwood Meade Midstream MPC, LLC (100%; Sole Member)
 Meade Pipeline Co LLC (15%; Member)
 River Road Interests LLC (100%; Sole Member)
 Meade Pipeline Co LLC (10%; Member)
 South Texas Midstream Holdings, LLC (100%; Sole Member)
 South Texas Midstream, LLC (100%; Class B Member)
 South Texas Midstream, LLC (100%; Class A Member)
 Northern Colorado Wind Energy, LLC (100%; Sole Member)
 Palo Duro Wind Portfolio, LLC (100%; Sole Member)
 Palo Duro Wind Project Holdings, LLC (100%; Sole Member)
 Palo Duro Wind Energy, LLC (100%; Sole Member)
 Palo Duro Wind Interconnection Services, LLC (88%; Managing Member)
 Shafter Solar Portfolio, LLC (100%; Sole Member)
 Shafter Solar Holdings, LLC (100%; Sole Member)
 Shafter Solar, LLC (100%; Sole Member)
 Tusk Wind Holdings III, LLC (100%; Sole Member)
 Granite Reliable Power, LLC (100%; Sole Member)
 NextEra Energy Seabrook, LLC (100%; Sole Member)
 NextEra Energy Services Holdings, LLC (100%; Sole Member)
 GEXA Energy GP, LLC (100%; Sole Member)
 Gexa Energy, LP (1%; General Partner)
 Gexa Energy Development, LLC (100%; Sole Member)
 Gexa Energy Solutions, LLC (100%; Sole Member)
 NextEra Energy Services, LLC (100%; Sole Member)
 Frontier Utilities Intermediate Holding Company, LLC (100%; Sole Member)
 Frontier Utilities Northeast LLC (100%; Sole Member)
 Frontier Utilities, LLC (100%; Sole Member)
 Gexa Energy California, LLC (100%; Sole Member)
 Gexa Energy, LP (99%; Limited Partner)
 Gexa Energy Development, LLC (100%; Sole Member)
 Gexa Energy Solutions, LLC (100%; Sole Member)
 NextEra Energy Services Acquisitions, LLC (100%; Sole Member)
 Vanguard Energy Services, LLC (100%; Sole Member)
 Vanguard Energy Services, L.L.C. (100%; Sole Member)
 Vanguard Power Services, L.L.C. (100%; Sole Member)
 NextEra Energy Services Arizona, LLC (100%; Sole Member)

NextEra Energy Services Connecticut, LLC (100%; Sole Member)
 NextEra Energy Services Delaware, LLC (100%; Sole Member)
 NextEra Energy Services Development, LLC (100%; Sole Member)
 NextEra Energy Services District of Columbia, LLC (100%; Sole Member)
 NextEra Energy Services Florida, LLC (100%; Sole Member)
 NextEra Energy Services Georgia, LLC (100%; Sole Member)
 NextEra Energy Services Illinois, LLC (100%; Sole Member)
 NextEra Energy Services Maine, LLC (100%; Sole Member)
 NextEra Energy Services Maryland, LLC (100%; Sole Member)
 NextEra Energy Services Massachusetts, LLC (100%; Sole Member)
 NextEra Energy Services New Hampshire, LLC (100%; Sole Member)
 NextEra Energy Services New Jersey, LLC (100%; Sole Member)
 NextEra Energy Services New York, LLC (100%; Sole Member)
 NextEra Energy Services Ohio, LLC (100%; Sole Member)
 NextEra Energy Services Pennsylvania, LLC (100%; Sole Member)
 NextEra Energy Services Rhode Island, LLC (100%; Sole Member)
 Power Wizard, LLC (100%; Sole Member)
 NextEra Energy Solutions, LLC (100%; Sole Member)
 NextEra Energy Solar Development, LLC (100%; Sole Member)
 NextEra Energy Solar Holdings, LLC (100%; Sole Member)
 NextEra Energy Victory Solar I, LLC (100%; Sole Member)
 NextEra QOF Holdco, LLC (100%; Sole Member)
 NextEra Energy Qualified Opportunity Fund III, LLC (1%; Sole Member)
 NextEra Qualified Opportunity Fund II, LLC (1%; Managing Member)
 NextEra Energy Qualified Opportunity Zone Business III, LLC (99%; Member)
 Cedar Springs Wind IV, LLC (100%; Sole Member)
 NextEra Qualified Opportunity Fund II, LLC (99%; Member)
 NextEra Energy Qualified Opportunity Zone Business III, LLC (99%; Member)
 Cedar Springs Wind IV, LLC (100%; Sole Member)
 NextEra Registered Agency, LLC (100%; Sole Member)
 NextEra Southeast Hydrogen Network, LLC (100%; Sole Member)
 Ninnescah Flats Energy Storage, LLC (100%; Sole Member)
 North American Power Systems Solar, LLC (100%; Sole Member)
 North Bayside Solar, LLC (100%; Sole Member)
 North Dakota Wind III, LLC (100%; Sole Member)
 North Fork Wind Farm, LLC (100%; Sole Member)
 North Park Energy, LLC (100%; Sole Member)
 Cortland Energy Center, LLC (100%; Sole Member)
 East Light Energy Center, LLC (100%; Sole Member)
 Excelsior Energy Center, LLC (100%; Sole Member)
 North Side Energy Center, LLC (100%; Sole Member)
 Trelina Solar Energy Center, LLC (100%; Sole Member)
 Watkins Glen Solar Energy Center, LLC (100%; Sole Member)
 North Sky River Energy Holdings, LLC (100%; Sole Member)
 North Sky River Land Holdings, LLC (100%; Sole Member)
 Northern Colorado Holdings, LLC (100%; Sole Member)
 Bronco Plains Solar, LLC (100%; Sole Member)
 Carousel Wind II, LLC (100%; Sole Member)
 Carousel Wind III, LLC (100%; Sole Member)
 Centennial Wind Funding, LLC (100%; Sole Member)
 Centennial Wind Holdings, LLC (100%; Sole Member)
 Centennial Wind, LLC (100%; Class A Tax Equity Member)
 Centennial Wind, LLC (100%; Class B Tax Equity Member)
 Dry Land Prairie Solar, LLC (100%; Sole Member)
 Dusty Rose Wind, LLC (100%; Sole Member)
 Elderberry Solar, LLC (100%; Sole Member)
 Golden West Power Partners II, LLC (100%; Sole Member)

Great Plains Wind Funding, LLC (100%; Sole Member)
 Great Plains Wind Holdings, LLC (100%; Sole Member)
 Great Plains Wind Class A Holdings, LLC (100%; Sole Member)
 Great Plains Wind, LLC (5%; Class A Tax Equity Member)
 Bronco Plains Wind, LLC (100%; Sole Member)
 Crowned Ridge Wind, LLC (100%; Sole Member)
 Crowned Ridge Interconnection, LLC (50%; Managing Member)
 Great Plains Wind Portfolio, LLC (100%; Sole Member)
 Great Plains Wind, LLC (95%; Class A Tax Equity Member)
 Bronco Plains Wind, LLC (100%; Sole Member)
 Crowned Ridge Wind, LLC (100%; Sole Member)
 Crowned Ridge Interconnection, LLC (50%; Managing Member)
 High Country Energy Holdings, LLC (100%; Sole Member)
 Highland Solar I, LLC (100%; Sole Member)
 Jackson Fuller Energy Storage, LLC (100%; Sole Member)
 Las Animas Wind, LLC (100%; Shareholder)
 Limon Logan Funding, LLC (100%; Sole Member)
 Limon Logan Holdings, LLC (100%; Shareholder)
 Limon Wind II, LLC (100%; Sole Member)
 Limon Wind III Holdings, LLC (100%; Sole Member)
 Limon Wind III, LLC (100%; Class A Tax Equity Member)
 Limon Wind, LLC (100%; Sole Member)
 Logan Energy Holdings, LLC (100%; Sole Member)
 Logan Wind Energy LLC (100%; Sole Member)
 Peetz Logan Interconnect, LLC (50%; Member)
 Limon Wind III Funding, LLC (100%; Sole Member)
 Mirasol Energy Center, LLC (100%; Sole Member)
 Mountain Sunrise Funding, LLC (100%; Sole Member)
 Mountain Sunrise Portfolio, LLC (100%; Sole Member)
 Mountain Sunrise Solar, LLC (100%; Class A Tax Equity Member)
 Bluebell Solar, LLC (100%; Sole Member)
 Capricorn Bell Interconnection, LLC (25%; Member)
 Coolidge Solar I, LLC (100%; Sole Member)
 Titan Solar, LLC (100%; Sole Member)
 Neptune Energy Center II, LLC (100%; Sole Member)
 Niyol Solar, LLC (100%; Sole Member)
 Pueblo Clean Energy Center, LLC (100%; Sole Member)
 Rosales Solar Partners, LLC (100%; Sole Member)
 Rosales Solar Funding, LLC (1%; Member)
 Rosales Solar Holdings, LLC (100%; Sole Member)
 Dougherty County Solar LLC (100%; Sole Member)
 Grazing Yak Solar, LLC (100%; Sole Member)
 Quitman Solar, LLC (100%; Sole Member)
 South Platte Solar, LLC (100%; Sole Member)
 Thunder Wolf II, LLC (100%; Sole Member)
 Weld Solar, LLC (100%; Sole Member)
 White River Valley Solar Holdings, LLC (100%; Sole Member)
 White River Valley Solar, LLC (100%; Sole Member)
 Northern Cross Investments, Inc. (100%; Shareholder)
 Northern Frontier Wind Holding, LLC (100%; Sole Member)
 Northern Frontier Wind Funding, LLC (100%; Sole Member)
 Northern Frontier Wind, LLC (100%; Sole Member)
 FPL Energy Oliver Wind I, LLC (100%; Sole Member)
 Northern Hill Solar, LLC (100%; Sole Member)
 Northline Energy Center, LLC (100%; Sole Member)
 Northwest Wind Holdings, LLC (100%; Sole Member)
 Nutmeg Solar Funding, LLC (100%; Sole Member)

Nutmeg Solar Holdings, LLC (1%; Managing Member)
 Nutmeg Solar, LLC (100%; Sole Member)
Nutmeg Solar Holdings, LLC (65.7%; Member)
 Nutmeg Solar, LLC (100%; Sole Member)
OTG, LLC (100%; Sole Member)
Octo Wind, LLC (100%; Sole Member)
Oklahoma Wind Portfolio, LLC (100%; Sole Member)
Oleander Holdings, LLC (100%; Sole Member)
 Oleander Power Project GP, LLC (100%; Sole Member)
 Oleander Power Project, Limited Partnership (1%; General Partner)
 Oleander Power Project LP, LLC (100%; Sole Member)
 Oleander Power Project, Limited Partnership (99%; Limited Partner)
Oliver Wind IV, LLC (100%; Sole Member)
Orange Grove Title Holdings, LLC (100%; Sole Member)
 Orange Grove Title, LLC (100%; Sole Member)
Orchard Energy Storage, LLC (100%; Sole Member)
Ord Mountain Solar, LLC (100%; Sole Member)
Osborn Wind II, LLC (100%; Sole Member)
Osceola Windpower II, LLC (100%; Sole Member)
Osceola Windpower, LLC (100%; Sole Member)
Oslo Wind Acquisition, LLC (100%; Sole Member)
 Oslo Wind, LLC (100%; Sole Member)
PWEC, LLC (100%; Sole Member)
Palmetto Vines Solar, LLC (100%; Sole Member)
Palo Duro Wind Energy II, LLC (100%; Sole Member)
 Palo Duro Wind Interconnection Services, LLC (12%; Member)
Palo Duro Wind Holdings SellCo, LLC (100%; Sole Member)
Pamplico-Florence Solar, LLC (100%; Sole Member)
Pana Solar, LLC (100%; Sole Member)
Panama Energy Center, LLC (100%; Sole Member)
Pandora Solar, LLC (100%; Sole Member)
Panhandle Solar, LLC (100%; Sole Member)
Paradise Solar Urban Renewal, L.L.C. (100%; Sole Member)
Paxton Solar, LLC (100%; Sole Member)
Peace Garden Wind Holdings, LLC (100%; Sole Member)
 Peace Garden Wind Funding, LLC (100%; Sole Member)
 Peace Garden Wind, LLC (100%; Sole Member)
 Wilton Wind II, LLC (100%; Sole Member)
Pecan Creek Wind, LLC (100%; Sole Member)
Pee Dee Solar Center, LLC (100%; Sole Member)
Pennsylvania Windfarms, LLC (100%; Sole Member)
Penobscot Wind, LLC (100%; Sole Member)
Penta Wind Holding, LLC (100%; Sole Member)
 Penta Wind, LLC (100%; Sole Member)
 Central States Wind Holdings, LLC (100%; Sole Member)
 Central States Wind, LLC (100%; Sole Member)
 High Majestic Wind Energy Center, LLC (100%; Sole Member)
 Wessington Wind Energy Center, LLC (100%; Sole Member)
 Heartland Wind Holding II, LLC (100%; Sole Member)
 Heartland Wind II, LLC (100%; Sole Member)
 Ashtabula Wind, LLC (100%; Sole Member)
 Story Wind, LLC (100%; Sole Member)
Persica Solar II, LLC (100%; Sole Member)
Persica Solar, LLC (100%; Sole Member)
Petersburg Energy Center Holdings, LLC (100%; Sole Member)
Pheasant Run Wind Holdings II, LLC (100%; Sole Member)
Pheasant Run Wind Holdings, LLC (100%; Sole Member)

Pheasant Run Wind, LLC (100%; Sole Member)
 Piedmont Solar, LLC (100%; Sole Member)
 Pierce County Energy Center, LLC (100%; Sole Member)
 Pimlico Energy Center, LLC (100%; Sole Member)
 Pinal Central Energy Center Holdings, LLC (100%; Sole Member)
 Pinal Central Energy Center, LLC (100%; Sole Member)
 Pine Belt Solar, LLC (100%; Sole Member)
 Pinehurst Solar, LLC (100%; Sole Member)
 Pinewood Solar, LLC (100%; Sole Member)
 Pioneer Plains Wind Funding, LLC (100%; Sole Member)
 Pioneer Plains Wind Holdings, LLC (100%; Sole Member)
 Pioneer Plains Wind, LLC (100%; Sole Member)
 Blackwell Wind, LLC (100%; Sole Member)
 Minco Wind III, LLC (100%; Sole Member)
 Pocomoke Solar, LLC (100%; Sole Member)
 Poinsett Solar, LLC (100%; Sole Member)
 Ponderosa Wind II, LLC (100%; Sole Member)
 Port Royal Solar, LLC (100%; Sole Member)
 Porta del Sol Solar, LLC (100%; Sole Member)
 Cabo Solar Farm, LLC (100%; Sole Member)
 Moca Solar Farm, LLC (100%; Sole Member)
 North Coast Solar, LLC (100%; Sole Member)
 Prairie Wind, LLC (100%; Sole Member)
 Pretty Prairie Wind, LLC (100%; Sole Member)
 Pronghorn Flats Wind Farm Holdings, LLC (100%; Sole Member)
 Pronghorn Flats Wind Farm LLC (100%; Sole Member)
 Proxima Solar Holdings, LLC (100%; Sole Member)
 Beltran Solar, LLC (100%; Sole Member)
 Reclaim Wind Holdings, LLC (100%; Sole Member)
 Red Bluff Solar, LLC (100%; Sole Member)
 Red Brick Road, LLC (100%; Sole Member)
 Red Butte Wind Holdings, LLC (100%; Sole Member)
 Red Butte Wind, LLC (100%; Sole Member)
 Red Butte Transmission Line, LLC (100%; Sole Member)
 Red Hill Solar, LLC (100%; Sole Member)
 Red Raider Wind Holdings, LLC (100%; Sole Member)
 Red Raider Wind, LLC (100%; Sole Member)
 Red River Solar, LLC (100%; Sole Member)
 Red River Wind Funding, LLC (100%; Sole Member)
 Red River Wind Holdings, LLC (100%; Sole Member)
 Red River Wind, LLC (100%; Sole Member)
 Blue Summit Wind, LLC (100%; Sole Member)
 Wolf Ridge Wind, LLC (100%; Sole Member)
 Red Sky Portfolio, LLC (100%; Sole Member)
 Red Sky Solar Funding, LLC (100%; Sole Member)
 Red Sky Solar Holdings, LLC (100%; Sole Member)
 Red Sky Solar Class A Holdings, LLC (100%; Sole Member)
 Red Sky Solar, LLC (100%; Class A Tax Equity Member)
 Blythe Solar III, LLC (100%; Sole Member)
 NextEra Blythe Solar Energy Center, LLC (25%; Member)
 Blythe Solar IV, LLC (100%; Sole Member)
 NextEra Blythe Solar Energy Center, LLC (25%; Member)
 Redwood Trails Portfolio, LLC (100%; Sole Member)
 Redwood Trails Wind Holdings, LLC (100%; Sole Member)
 Redwood Trails Wind, LLC (100%; Sole Member)
 Butler Ridge Wind Energy Center, LLC (100%; Sole Member)
 FPL Energy Montezuma Wind, LLC (100%; Sole Member)

Renewable Choice Services, LLC (100%; Sole Member)
Renewable Energy Generation North, LLC (100%; Sole Member)
Renewable Portfolio Holdings, LLC (100%; Sole Member)
 Chicot Solar Holdings, LLC (100%; Class B Member)
 Chicot Solar, LLC (100%; Sole Member)
NEP US SellCo, LLC (100%; Sole Member)
 Rosmar Class B Funding, LLC (100%; Sole Member)
 Rosmar Class B Holdings, LLC (100%; Sole Member)
 Rosmar Holdings, LLC (100%; Member)
 Marshall Solar, LLC (100%; Sole Member)
 Roswell Solar, LLC (100%; Sole Member)
 Roswell Solar Holdings, LLC (100%; Sole Member)
Pine Brooke Funding, LLC (100%; Sole Member)
 Pine Brooke Class A Holdings, LLC (10%; Managing Member)
 Pine Brooke, LLC (100%; Class A Tax Equity Member)
 Blue Summit III Wind, LLC (100%; Sole Member)
 Blue Summit Interconnection, LLC (25%; Member)
 Harmony Florida Solar, LLC (100%; Sole Member)
 Ponderosa Wind, LLC (100%; Sole Member)
 Saint Solar, LLC (100%; Sole Member)
 Sanford Airport Solar, LLC (100%; Sole Member)
 Soldier Creek Wind, LLC (100%; Sole Member)
 Taylor Creek Solar, LLC (100%; Sole Member)
Renewables Portfolio Class B Holdings, LLC (100%; Sole Member)
 Sunlight Renewables Holdings, LLC (100%; Class B Member)
 Sunlight Renewables Class A Holdings, LLC (100%; Sole Member)
 Sunlight Renewables, LLC (100%; Class A Member)
 Sunlight Storage, LLC (100%; Sole Member)
SIP SellCo IV, LLC (100%; Sole Member)
SIP SellCo, LLC (100%; Sole Member)
Solar Holdings Portfolio 12, LLC (100%; Class B Member)
 DG Portfolio 2019 Holdings, LLC (100%; Sole Member)
 DG Portfolio 2019, LLC (100%; Sole Member)
 DG Amaze, LLC (100%; Sole Member)
 DG California Solar, LLC (100%; Sole Member)
 DG Colorado Solar, LLC (100%; Sole Member)
 DG LF Solar, LLC (100%; Sole Member)
 DG Minnesota CSG 1, LLC (100%; Sole Member)
 DG Minnesota CSG, LLC (100%; Sole Member)
 DG New Jersey Solar, LLC (100%; Sole Member)
 DG New York Solar, LLC (100%; Sole Member)
 DG Northeast Solar, LLC (100%; Sole Member)
 DG SUNY Solar 1, LLC (100%; Sole Member)
 DG Southwest Solar Portfolio 2019, LLC (100%; Sole Member)
DG Waipio, LLC (100%; Sole Member)
 Pacific Energy Solutions LLC (100%; Sole Member)
HL Solar LLC (100%; Sole Member)
W2 Solar Holdings, LLC (100%; Sole Member)
 Sierra Solar Funding, LLC (100%; Sole Member)
 Sierra Solar Holdings, LLC (100%; Sole Member)
 Westside Solar, LLC (100%; Sole Member)
 Whitney Point Solar, LLC (100%; Sole Member)
Renewables Portfolio Holdings II, LLC (100%; Sole Member)
 Renewables Portfolio Class B Holdings II, LLC (Sole Member)
 Sunlight Renewables Holdings II, LLC (100%; Class B Member)
 Sunlight Portfolio II, LLC (100%; Sole Member)
 Sunlight Renewables Class A Holdings II, LLC (100%; Sole Member)

Sunlight Renewables II, LLC (100%; Sole Member)
 Sunlight Storage II, LLC (100%; Sole Member)
 Sunlight Storage II Preferred Holdings, LLC (100%; Other)
 Retail Consulting Holdco, LLC (100%; Sole Member)
 Retail Consulting Project Co. 1, LLC (100%; Sole Member)
 Premier Power Solutions, LLC (100%; Sole Member)
 Retail Consulting Project Co. 2, LLC (100%; Sole Member)
 Usource, Inc. (100%; Shareholder)
 Usource, L.L.C. (100%; Sole Member)
 Retail Consulting Project Co. 3, LLC (100%; Sole Member)
 Midwest Energy, Inc. (100%; Shareholder)
 Reynolds Solar, LLC (100%; Sole Member)
 Rising Star Solar Holdings, LLC (100%; Sole Member)
 Rising Star Solar, LLC (100%; Sole Member)
 Riverline Energy Center, LLC (100%; Sole Member)
 Roadhouse Energy Storage, LLC (100%; Sole Member)
 Roadrunner La Casa Wind Holdings, LLC (100%; Sole Member)
 La Casa Wind, LLC (100%; Sole Member)
 Roadrunner Crossing Wind Farm, LLC (100%; Sole Member)
 Roadrunner Solar Portfolio Holdings, LLC (100%; Sole Member)
 Roadrunner Solar Portfolio, LLC (100%; Sole Member)
 Roaring Springs Solar, LLC (100%; Sole Member)
 Rock Creek Solar, LLC (100%; Sole Member)
 Rocksdrift Energy Center, LLC (100%; Sole Member)
 Rodeo Wind Funding, LLC (100%; Sole Member)
 Rodeo Wind Holdings, LLC (100%; Sole Member)
 Rodeo Wind Class A Holdings, LLC (100%; Sole Member)
 Rodeo Wind, LLC (100%; Class A Member)
 Cedar Springs Wind III, LLC (100%; Sole Member)
 Mohave County Wind Farm LLC (100%; Sole Member)
 NextEra Energy Qualified Opportunity Zone Business I, LLC (100%; Class B Member)
 Cedar Springs Wind, LLC (100%; Sole Member)
 Roundhouse Renewable Energy, LLC (100%; Sole Member)
 Rosales Solar Funding, LLC (99%; Managing Member)
 Rosales Solar Holdings, LLC (100%; Sole Member)
 Dougherty County Solar LLC (100%; Sole Member)
 Grazing Yak Solar, LLC (100%; Sole Member)
 Quitman Solar, LLC (100%; Sole Member)
 Rose McKay Wind Funding, LLC (100%; Sole Member)
 Rose McKay Wind Holdings, LLC (100%; Sole Member)
 McKay Wind Class A Holdings, LLC (100%; Sole Member)
 McKay Wind, LLC (5%; Managing Member)
 Crystal Lake Wind Energy II, LLC (100%; Sole Member)
 Endeavor Wind I, LLC (100%; Sole Member)
 Endeavor Wind II, LLC (100%; Sole Member)
 High Lonesome Mesa Wind, LLC (100%; Sole Member)
 High Lonesome Mesa Investments, LLC (100%; Sole Member)
 McKay Wind, LLC (95%; Class A Tax Equity Member)
 Crystal Lake Wind Energy II, LLC (100%; Sole Member)
 Endeavor Wind I, LLC (100%; Sole Member)
 Endeavor Wind II, LLC (100%; Sole Member)
 High Lonesome Mesa Wind, LLC (100%; Sole Member)
 High Lonesome Mesa Investments, LLC (100%; Sole Member)
 Rose Wind Class A Holdings, LLC (100%; Sole Member)
 Rose Wind, LLC (100%; Class A Member)
 Cerro Gordo Wind, LLC (100%; Sole Member)
 Jordan Creek Wind Farm LLC (100%; Sole Member)

Northern Divide Wind, LLC (100%; Sole Member)
 Wheatridge Wind II, LLC (100%; Sole Member)
 Wheatridge Interconnection, LLC (28.17%; Member)
 Rosmar Class A Funding, LLC (100%; Sole Member)
 Rosmar Class A Holdings, LLC (100%; Sole Member)
 Rosmar Holdings, LLC (100%; Managing Member)
 Marshall Solar, LLC (100%; Sole Member)
 Roswell Solar, LLC (100%; Sole Member)
 Roswell Solar Holdings, LLC (100%; Sole Member)
 Roundhouse Renewables Holdings, LLC (100%; Sole Member)
 Route 66 Energy Storage, LLC (100%; Sole Member)
 Roy Solar, LLC (100%; Sole Member)
 Royal Springs Solar, LLC (100%; Sole Member)
 Rubric Funding, LLC (100%; Sole Member)
 Rubric Holdings, LLC (100%; Sole Member)
 Rubric Class A Holdings, LLC (100%; Sole Member)
 Rubric, LLC (100%; Class A Member)
 Proxima Portfolio, LLC (100%; Sole Member)
 Proxima Solar, LLC (100%; Sole Member)
 Rubric Portfolio, LLC (99%; Member)
 Sky Ranch Solar, LLC (100%; Sole Member)
 Sky Ranch Energy Storage Holdings, LLC (100%; Sole Member)
 Sky Ranch Solar Holdings, LLC (100%; Sole Member)
 Storey Energy Center, LLC (100%; Sole Member)
 Sonoran Solar Energy, LLC (100%; Sole Member)
 Rubric Portfolio, LLC (1%; Member)
 Sky Ranch Solar, LLC (100%; Sole Member)
 Sky Ranch Energy Storage Holdings, LLC (100%; Sole Member)
 Sky Ranch Solar Holdings, LLC (100%; Sole Member)
 Storey Energy Center, LLC (100%; Sole Member)
 Rumble Solar II, LLC (100%; Sole Member)
 Rumble Solar, LLC (100%; Sole Member)
 Rush Springs Energy Storage, LLC (100%; Sole Member)
 Rush Springs Solar, LLC (100%; Sole Member)
 Rush Springs Wind Expansion, LLC (100%; Sole Member)
 S4 Funding, LLC (100%; Sole Member)
 S4 Funding Holdings, LLC (100%; Sole Member)
 Silver State South Solar, LLC (50.01%; Member)
 Silver State Solar Power South, LLC (100%; Sole Member)
 SIP Management II, LLC (100%; Sole Member)
 SIP Management III, LLC (100%; Sole Member)
 SIP Management, LLC (100%; Sole Member)
 SIP SellCo II, LLC (100%; Sole Member)
 SIP SellCo III, LLC (100%; Sole Member)
 Longleaf Solar, LLC (5%; Class B Tax Equity Member)
 White Oak Solar, LLC (100%; Sole Member)
 White Pine Solar, LLC (100%; Sole Member)
 SafeGuard Venture Holdings, LLC (100%; Sole Member)
 SafeGuard, LLC (100%; Member)
 Saint Interconnect, LLC (100%; Sole Member)
 Saint Solar II, LLC (100%; Sole Member)
 Saline Energy Center, LLC (100%; Sole Member)
 Sand Hill Energy Center, LLC (100%; Sole Member)
 Sandcut Solar Energy Center, LLC (100%; Sole Member)
 Sandy Solar, LLC (100%; Sole Member)
 Scarborough Solar, LLC (100%; Sole Member)
 Scott County Wind, LLC (100%; Sole Member)

Searcy Solar, LLC (100%; Sole Member)
Sebree Solar II, LLC (100%; Sole Member)
Sebree Solar, LLC (100%; Sole Member)
Seiling II Energy Storage, LLC (100%; Sole Member)
Selma Energy Center, LLC (100%; Sole Member)
Sentry Solar, LLC (100%; Sole Member)
Shamrock Energy Storage, LLC (100%; Sole Member)
 Shamrock Interconnection, LLC (30%; Member)
Sharp Road, LLC (100%; Sole Member)
Shaw Creek Funding, LLC (100%; Sole Member)
 Shaw Creek Solar Holdings, LLC (65.7%; Managing Member)
 Shaw Creek Solar, LLC (100%; Sole Member)
Shaw Creek Investments, LLC (100%; Sole Member)
 Shaw Creek Solar Holdings, LLC (1%; Member)
 Shaw Creek Solar, LLC (100%; Sole Member)
Shellman Solar, LLC (100%; Sole Member)
Sherry Solar, LLC (100%; Sole Member)
Sholes Energy Storage, LLC (100%; Sole Member)
Sholes Wind II, LLC (100%; Sole Member)
Shortleaf Solar, LLC (100%; Sole Member)
Silver Maple Wind, LLC (100%; Sole Member)
Silver Peak Storage Holdings, LLC (100%; Sole Member)
 Dominguez Grid, LLC (100%; Sole Member)
 Estrella Grid, LLC (100%; Sole Member)
Silver State South Interconnect, LLC (100%; Sole Member)
Silver State South Storage, LLC (100%; Sole Member)
Silverline Energy Center, LLC (100%; Sole Member)
Silverton Solar, LLC (100%; Sole Member)
Singer Solar, LLC (100%; Sole Member)
Sioux County Wind Farm Holdings, LLC (100%; Sole Member)
 Sioux County Wind Farm LLC (100%; Sole Member)
Sioux County Wind Holdings, LLC (100%; Sole Member)
Sirius Solar, LLC (100%; Sole Member)
Skeleton Creek Energy Center, LLC (100%; Sole Member)
Sky Ranch Energy Storage II, LLC (100%; Sole Member)
Sky River Wind Holdings, LLC (100%; Sole Member)
 Sky River LLC (100%; Sole Member)
Skylight Solar, LLC (100%; Sole Member)
Solar Holdings SellCo, LLC (100%; Sole Member)
 Adelanto CA I, LLC (100%; Sole Member)
 Adelanto Solar Funding, LLC (49.99%; Managing Member)
 Adelanto Solar Holdings, LLC (100%; Sole Member)
 Adelanto Solar II, LLC (100%; Sole Member)
 Adelanto Solar, LLC (100%; Sole Member)
 McCoy CA I, LLC (100%; Sole Member)
 McCoy Solar Holdings, LLC (49.99%; Managing Member)
 McCoy Solar Funding, LLC (100%; Sole Member)
 McCoy Solar, LLC (100%; Sole Member)
 NextEra Desert Center Blythe, LLC (50%; Member)
South East Solar Holdings, LLC (100%; Sole Member)
 Lawrensol Solar, LLC (100%; Sole Member)
 Okolona Solar, LLC (100%; Sole Member)
South Lake Solar, LLC (100%; Sole Member)
South Texas Gen-Tie, LLC (100%; Sole Member)
 Horse Ridge Wind Funding, LLC (100%; Sole Member)
 Horse Ridge Wind Holdings, LLC (100%; Sole Member)
 Lone Star Wind Holdings, LLC (100%; Sole Member)

Lone Star Wind, LLC (100%; Sole Member)
 FPL Energy Post Wind GP, LLC (100%; Sole Member)
 Post Wind Farm LP (1%; General Partner)
 FPL Energy Post Wind LP, LLC (100%; Sole Member)
 Post Wind Farm LP (99%; Limited Partner)
 Palmwood Wind Funding, LLC (100%; Sole Member)
 Palmwood Wind Holdings, LLC (100%; Sole Member)
 Palmwood Wind Class A Holdings, LLC (100%; Sole Member)
 Palmwood Wind, LLC (100%; Class A Tax Equity Member)
 Horse Hollow Wind III, LLC (100%; Sole Member)
 Post Wind, LLC (100%; Sole Member)
 Palmwood Wind Portfolio, LLC (100%; Sole Member)
 Topaz Wind Funding, LLC (100%; Sole Member)
 Topaz Wind Holdings, LLC (100%; Sole Member)
 Topaz Wind Class A Holdings, LLC (100%; Sole Member)
 Topaz Wind, LLC (100%; Class A Tax Equity Member)
 Callahan Wind Divide, LLC (100%; Sole Member)
 Horse Hollow Wind I, LLC (100%; Sole Member)
 Southern Grove Solar, LLC (100%; Sole Member)
 Southern Tier Energy Center, LLC (100%; Sole Member)
 Southland Solar, LLC (100%; Sole Member)
 Southwest Wind Funding, LLC (100%; Sole Member)
 Spade Run, LLC (100%; Sole Member)
 St. Landry Solar, LLC (100%; Sole Member)
 St. Mary Solar, LLC (100%; Sole Member)
 Stagecoach Energy Storage, LLC (100%; Sole Member)
 Stagecoach-Cassatt Solar, LLC (100%; Sole Member)
 Stanton Clean Energy, LLC (100%; Sole Member)
 Stargrass Funding, LLC (100%; Sole Member)
 Stargrass Holdings, LLC (100%; Sole Member)
 Stark Wind, LLC (100%; Sole Member)
 Stateline Solar, LLC (100%; Sole Member)
 Steel River Solar, LLC (100%; Sole Member)
 Steele Flats Energy Storage, LLC (100%; Sole Member)
 Sterling Wind Funding, LLC (100%; Sole Member)
 Sterling Wind Holdings, LLC (100%; Sole Member)
 Sterling Wind Class A Holdings, LLC (100%; Sole Member)
 Sterling Wind, LLC (100%; Class A Tax Equity Member)
 Cap Ridge Wind I, LLC (100%; Sole Member)
 Cap Ridge Interconnection, LLC (39%; Managing Member)
 Cap Ridge Wind III, LLC (100%; Sole Member)
 Cap Ridge Interconnection, LLC (34%; Member)
 Cap Ridge Wind IV, LLC (100%; Sole Member)
 Capricorn Bell Interconnection, LLC (50%; Managing Member)
 Stetson Renewables Holdings, LLC (100%; Sole Member)
 Stillwell Energy Storage, LLC (100%; Sole Member)
 Stockton Springs Energy Center, LLC (100%; Sole Member)
 Storey Bend Solar, LLC (100%; Sole Member)
 Storey Bend South Solar, LLC (100%; Sole Member)
 Storey Bend Transmission, LLC (100%; Shareholder)
 Stuttgart Solar Holdings, LLC (100%; Sole Member)
 Stuttgart Solar, LLC (100%; Sole Member)
 Sugar Maple Solar 1, LLC (100%; Sole Member)
 Sullivan Street Investments, Inc. (100%; Shareholder)
 Summit Springs Energy Center, LLC (100%; Sole Member)
 Sumter County Solar, LLC (100%; Sole Member)
 Sunlight Renewables Holdings II, LLC (100%; Class A Member)

Sunlight Portfolio II, LLC (100%; Sole Member)
 Sunlight Renewables Class A Holdings II, LLC (100%; Sole Member)
 Sunlight Renewables II, LLC (100%; Sole Member)
 Sunlight Storage II, LLC (100%; Sole Member)
 Sunlight Storage Preferred Portfolio, LLC (100%; Sole Member)
 Sunlight Storage II Preferred Holdings, LLC (100%; Other)
 Swamp Fox Solar I, LLC (100%; Sole Member)
 Swan Lake Wind Holdings LLC (100%; Member)
 Turkey Ridge Wind Farm LLC (100%; Sole Member)
 Sweetgrass Solar, LLC (100%; Sole Member)
 Swissvale Energy Storage, LLC (100%; Sole Member)
 Swissvale Solar, LLC (100%; Sole Member)
 Sycamore Solar, LLC (100%; Sole Member)
 TET Holdings, LLC (100%; Sole Member)
 Talladega Solar, LLC (100%; Sole Member)
 Taylor Creek Solar II, LLC (100%; Sole Member)
 Tecumseh Energy Storage, LLC (100%; Sole Member)
 Templeton Wind Energy Center, LLC (100%; Sole Member)
 Terjeson Wind, LLC (100%; Sole Member)
 Three Waters Wind Farm Holdings, LLC (100%; Sole Member)
 Three Waters Wind Farm, LLC (100%; Sole Member)
 Throckmorton Wind, LLC (100%; Sole Member)
 Tiger Lake Solar, LLC (100%; Sole Member)
 Tiger Solar Holdings, LLC (100%; Sole Member)
 Tilia Energy Storage, LLC (100%; Sole Member)
 Tilton Heights Energy Center, LLC (100%; Sole Member)
 Timberwolf Solar, LLC (100%; Sole Member)
 Timberwolf Wind, LLC (100%; Sole Member)
 Torrecillas Battery Storage Interconnect, LLC (100%; Sole Member)
 Torrecillas Energy Storage, LLC (100%; Sole Member)
 Tournesol Solar, LLC (100%; Sole Member)
 Tower Associates, LLC (100%; Sole Member)
 Trailblazer Wind Funding, LLC (100%; Sole Member)
 Trailblazer Wind Holdings, LLC (100%; Sole Member)
 Trailblazer Wind Class A Holdings, LLC (100%; Sole Member)
 Trailblazer Wind, LLC (100%; Class A Tax Equity Member)
 Blue Summit II Wind, LLC (100%; Sole Member)
 Blue Summit Interconnection, LLC (25%; Member)
 Javelina Wind Holdings III, LLC (100%; Sole Member)
 Torrecillas Wind Energy, LLC (100%; Sole Member)
 Torrecillas Interconnection, LLC (100%; Sole Member)
 Trilby Ranch Solar, LLC (100%; Sole Member)
 Troutdale Grid Holdings, LLC (100%; Sole Member)
 Troutdale Grid, LLC (100%; Sole Member)
 Tsuga Pine Wind Holdings, LLC (100%; Sole Member)
 Tsuga Pine Wind, LLC (100%; Sole Member)
 Tuckertown Solar, LLC (100%; Sole Member)
 Tupelo Brake Solar, LLC (100%; Sole Member)
 Turquoise Sky Funding, LLC (100%; Shareholder)
 Turquoise Sky Holdings, LLC (100%; Sole Member)
 Turquoise Sky Class A Holdings, LLC (100%; Sole Member)
 Turquoise Sky, LLC (100%; Class A Member)
 Buena Vista Energy Center, LLC (100%; Sole Member)
 Buena Vista Energy Holdings, LLC (100%; Sole Member)
 Chaves County Solar II, LLC (100%; Sole Member)
 Chaves County Solar II Holdings, LLC (100%; Sole Member)
 Young Wind, LLC (100%; Sole Member)

Tuscola Solar II, LLC (100%; Sole Member)
 Tuscola Wind III, LLC (100%; Sole Member)
 Two Creeks Energy Storage II, LLC (100%; Sole Member)
 Two Creeks Energy Storage, LLC (100%; Sole Member)
 Two Creeks Solar Holdings, LLC (100%; Sole Member)
 Two Creeks Solar, LLC (100%; Sole Member)
 Umatilla Depot Solar, LLC (100%; Sole Member)
 Valencia Energy Storage, LLC (100%; Sole Member)
 Valley Farms Solar, LLC (100%; Sole Member)
 Vansycle III Wind, LLC (100%; Sole Member)
 Vaquero Wind Funding, LLC (100%; Sole Member)
 Vaquero Wind Holdings, LLC (100%; Sole Member)
 Vasco Winds Holdings, LLC (100%; Sole Member)
 Vasco Winds, LLC (100%; Sole Member)
 Victory Renewables, LLC (100%; Sole Member)
 Vulcan Solar Holdings, LLC (100%; Sole Member)
 Vulcan Solar Project, LLC (100%; Sole Member)
 WPP 1993 Holdings, LLC (100%; Sole Member)
 Windpower Partners 1993, LLC (100%; Sole Member)
 Wabash Energy Center, LLC (100%; Sole Member)
 Wadley Solar, LLC (100%; Sole Member)
 Wagon Trail Energy Center, LLC (100%; Sole Member)
 Walnut Branch Solar, LLC (100%; Sole Member)
 Walworth Solar, LLC (100%; Sole Member)
 Washington County Solar, LLC (100%; Sole Member)
 Washington Republic Wind, LLC (100%; Sole Member)
 Water Valley Wind Holdings, LLC (100%; Sole Member)
 Watermelon Pond Solar, LLC (100%; Sole Member)
 Waters Lake Solar, LLC (100%; Sole Member)
 Watkins Glen Wind, LLC (100%; Sole Member)
 Watonga Wind, LLC (100%; Sole Member)
 Waymart Wind II, LLC (100%; Sole Member)
 Weirs Creek Solar, LLC (100%; Sole Member)
 West Atlanta Energy Storage, LLC (100%; Sole Member)
 West Fork Wind, LLC (100%; Sole Member)
 West Gardner Solar, LLC (100%; Sole Member)
 West Gardner Storage, LLC (100%; Sole Member)
 West Hills Wind, LLC (100%; Sole Member)
 West Memphis Solar, LLC (100%; Sole Member)
 Western Wind Holdings, LLC (100%; Sole Member)
 Wheatbelt Wind, LLC (100%; Sole Member)
 Wheatridge Northeast Wind, LLC (100%; Sole Member)
 Wheatridge Wind Holdings, LLC (100%; Sole Member)
 Swaggart Energy Transmission, LLC (100%; Sole Member)
 Wheatridge East Wind, LLC (100%; Sole Member)
 Wheatridge Interconnection, LLC (64.79%; Managing Member)
 Wheatridge Wind Energy, LLC (100%; Sole Member)
 Whiptail-Majestic Portfolio, LLC (100%; Sole Member)
 Whiptail-Majestic Holdings, LLC (100%; Class B Member)
 High Majestic Wind II, LLC (100%; Sole Member)
 High Majestic Interconnection Services, LLC (50%; Member)
 Langdon Wind, LLC (100%; Sole Member)
 White Mesa Holdings, LLC (100%; Sole Member)
 White Rose Blanket, LLC (100%; Sole Member)
 Whitehurst Solar, LLC (100%; Sole Member)
 Wild Hog Solar, LLC (100%; Sole Member)
 Wild Plains Wind Project II, LLC (100%; Sole Member)

Wild Prairie Wind Holdings, LLC (100%; Sole Member)
 Wild Prairie Wind, LLC (100%; Sole Member)
Wildcat Ranch Energy Storage, LLC (100%; Sole Member)
Wildwood Solar, LLC (100%; Sole Member)
Wilmot Energy Center II, LLC (100%; Sole Member)
Wilsonville Solar, LLC (100%; Sole Member)
Wilton Wind IV, LLC (100%; Sole Member)
Win Solar, LLC (100%; Sole Member)
Winchendon Energy Center, LLC (100%; Sole Member)
Wind Drift, LLC (100%; Sole Member)
Wind Holdings, LLC (100%; Shareholder)
 NextEra Analytics, LLC (100%; Shareholder)
Wind TE Holdings, LLC (100%; Sole Member)
 Horse Ridge TE Holdings, LLC (100%; Class A Member)
 Horse Ridge Wind Class A Holdings, LLC (100%; Sole Member)
 Horse Ridge Wind, LLC (5%; Managing Member)
 Cap Ridge Wind II, LLC (100%; Sole Member)
 Cap Ridge Interconnection, LLC (27%; Member)
 Horse Hollow Wind II, LLC (100%; Sole Member)
 Horse Hollow Wind IV, LLC (100%; Sole Member)
 Horse Ridge Wind Portfolio, LLC (100%; Sole Member)
 Horse Ridge Wind, LLC (95%; Class A Tax Equity Member)
 Cap Ridge Wind II, LLC (100%; Sole Member)
 Cap Ridge Interconnection, LLC (27%; Member)
 Horse Hollow Wind II, LLC (100%; Sole Member)
 Horse Hollow Wind IV, LLC (100%; Sole Member)
 Whiptail-Majestic Holdings, LLC (100%; Class A Member)
 High Majestic Wind II, LLC (100%; Sole Member)
 High Majestic Interconnection Services, LLC (50%; Member)
 Langdon Wind, LLC (100%; Sole Member)
Windpower Partners 1994, LLC (100%; Sole Member)
Windy Lane Energy Center, LLC (100%; Sole Member)
Wissota Solar, LLC (100%; Sole Member)
Wisteria Solar, LLC (100%; Sole Member)
Wooden Horse, LLC (100%; Sole Member)
Woods Wind Funding, LLC (100%; Sole Member)
 Woods Wind Holdings, LLC (100%; Sole Member)
 FPL Energy Oliver Wind II, LLC (100%; Sole Member)
 Peetz Table Wind Energy, LLC (100%; Sole Member)
 Wildflower Wind Funding, LLC (100%; Sole Member)
 Wildflower Wind Holdings, LLC (100%; Sole Member)
 Wildflower Wind Portfolio, LLC (100%; Sole Member)
 Woods Wildflower Portfolio, LLC (100%; Sole Member)
 Wildflower Wind Class A Holdings, LLC (100%; Sole Member)
 Wildflower Wind, LLC (100%; Class A Tax Equity Member)
 Ashtabula Wind I, LLC (100%; Sole Member)
 Wessington Springs Wind, LLC (100%; Sole Member)
 Wilton Wind Energy II, LLC (100%; Sole Member)
 Woods Wind Class A Holdings, LLC (100%; Sole Member)
 Woods Wind, LLC (100%; Class A Tax Equity Member)
 Oklahoma Wind, LLC (100%; Sole Member)
 FPL Energy Oklahoma Wind Finance, LLC (100%; Sole Member)
 Oliver Wind Energy Center II, LLC (100%; Sole Member)
 Peetz Table Wind, LLC (100%; Sole Member)
 Peetz Logan Interconnect, LLC (50%; Managing Member)
 Sooner Wind, LLC (100%; Sole Member)
 Wilton Wind Energy I, LLC (100%; Sole Member)

Yaupon Solar Holdings, LLC (100%; Sole Member)
 Yaupon Solar, LLC (100%; Sole Member)
 Yellow House Solar, LLC (100%; Sole Member)
 Yellow House Wind, LLC (100%; Sole Member)
 Yellow Pine Energy Center I, LLC (100%; Sole Member)
 Yellow Pine Energy Center II, LLC (100%; Sole Member)
 Yellow Pine Solar II, LLC (100%; Sole Member)
 Yellow Pine Solar Interconnect, LLC (50%; Member)
 Yellow Pine Solar III, LLC (100%; Sole Member)
 Yellow Pine Solar Interconnect II, LLC (100%; Sole Member)
 York Energy Center, LLC (100%; Sole Member)
 Young Wind Holdings, LLC (100%; Sole Member)
 ZSS Power Holdings, LLC (100%; Sole Member)
 ZSS Power, LLC (100%; Sole Member)
 Zion Solar, LLC (100%; Sole Member)
 FPL Group International, Inc. (100%; Shareholder)
 High Ground Investments, LLC (100%; Sole Member)
 NextEra Energy Global Holdings Cooperatieve U.A. (100%; Member)
 NextEra Energy Global Holdings B.V. (100%; Shareholder)
 NextEra Energy Canada Holdings B.V. (100%; Shareholder)
 NextEra Energy Canada GP, LLC (100%; Sole Member)
 NextEra Energy Canada, LP (0.0001%; General Partner)
 Aquila Holdings LP, ULC (100%; Shareholder)
 Aquila LP, ULC (100%; Shareholder)
 Mount Copper, LP (99.99%; Limited Partner)
 Pubnico Point GP, Inc. (100%; Shareholder)
 Pubnico Point, LP (0.01%; General Partner)
 Pubnico Point Wind Farm Inc. (100%; Shareholder)
 Pubnico Point, LP (99.99%; Limited Partner)
 Battersea Solar GP, Inc. (100%; Shareholder)
 Battersea Solar, LP (0.0001%; General Partner)
 Battersea Solar LP, ULC (100%; Shareholder)
 Battersea Solar, LP (89.9999%; Limited Partner)
 Buffalo Trail Solar GP, Inc. (100%; Shareholder)
 Buffalo Trail Solar, LP (0.0001%; General Partner)
 Buffalo Trail Solar LP, ULC (100%; Shareholder)
 Buffalo Trail Solar, LP (99.9999%; Limited Partner)
 Clarabelle I Solar GP, Inc. (100%; Shareholder)
 Clarabelle I Solar, LP (0.0001%; General Partner)
 Clarabelle I Solar LP, ULC (100%; Shareholder)
 Clarabelle I Solar, LP (89.9999%; Limited Partner)
 Clarabelle II Solar LP, ULC (100%; Shareholder)
 Clarabelle II Solar, LP (89.9999%; Limited Partner)
 Clarabelle II Solar GP, Inc. (100%; Shareholder)
 Clarabelle II Solar, LP (0.0001%; General Partner)
 Clarabelle III Solar LP, ULC (100%; Shareholder)
 Cordukes Solar GP, Inc. (100%; Shareholder)
 Cordukes Solar, LP (0.0001%; General Partner)
 Cordukes Solar LP, ULC (100%; Shareholder)
 Cordukes Solar, LP (89.9999%; Limited Partner)
 Costigan Wind LP, ULC (100%; Shareholder)
 Costigan Wind, LP (99.9999%; Limited Partner)
 Costigan Wind, LP (0.0001%; General Partner)
 Elmira Energy Storage GP, LLC (100%; Sole Member)
 Elmira Energy Storage GP, ULC (100%; Shareholder)
 Elmira Energy Storage, LP (0.0001%; General Partner)
 Elmira Energy Storage LP, ULC (100%; Shareholder)

Elmira Energy Storage, LP (99.9999%; Limited Partner)
 Elmsthorpe Wind GP, Inc. (100%; Shareholder)
 Elmsthorpe Wind, LP (0.0001%; General Partner)
 Elmsthorpe Wind LP, ULC (100%; Shareholder)
 Elmsthorpe Wind, LP (99.9999%; Limited Partner)
 Ghost Pine Energy Storage GP, Inc. (100%; Shareholder)
 Ghost Pine Energy Storage, LP (0.0001%; General Partner)
 Ghost Pine Energy Storage LP, ULC (100%; Shareholder)
 Ghost Pine Energy Storage, LP (99.9999%; Limited Partner)
 Glenridge Wind GP, Inc. (100%; Shareholder)
 Glenridge Wind, LP (0.0001%; General Partner)
 Glenridge Wind LP, ULC (100%; Shareholder)
 Glenridge Wind, LP (99.9999%; Limited Partner)
 Hardy Creek Wind GP, Inc. (100%; Shareholder)
 Hardy Creek Wind, LP (0.0001%; General Partner)
 Hardy Creek Wind, ULC (100%; Shareholder)
 Hardy Creek Wind, LP (89.9999%; Limited Partner)
 Heritage Wind GP, Inc. (100%; Shareholder)
 Heritage Wind, LP (0.0001%; General Partner)
 Heritage Wind LP, ULC (100%; Shareholder)
 Heritage Wind, LP (99.9999%; Limited Partner)
 High Hills Wind GP, Inc. (100%; Shareholder)
 High Hills Wind, LP (0.0001%; General Partner)
 High Hills Wind LP, ULC (100%; Shareholder)
 High Hills Wind, LP (99.9999%; Limited Partner)
 Kitscoty Wind GP, Inc. (100%; Shareholder)
 Kitscoty Wind, LP (0.0001%; General Partner)
 Kitscoty Wind LP, ULC (100%; Shareholder)
 Kitscoty Wind, LP (99.9999%; Limited Partner)
 Living Skies Solar 10 GP, Inc. (100%; Shareholder)
 Living Skies Solar 10 LP, ULC (100%; Shareholder)
 McAdam Wind LP, ULC (100%; Shareholder)
 McAdam Wind, LP (99.9999%; Limited Partner)
 McAdam Wind, LP (0.0001%; General Partner)
 Minudie Wind GP, Inc. (100%; Shareholder)
 Minudie Wind, LP (0.0001%; General Partner)
 Minudie Wind LP, ULC (100%; Shareholder)
 Minudie Wind, LP (99.9999%; Limited Partner)
 Mount Copper GP, Inc. (100%; Shareholder)
 Mount Copper, LP (0.01%; General Partner)
 NextEra Energy Canada Storage GP, Inc. (100%; Shareholder)
 NextEra Energy Canada Storage, LP (0.0001%; General Partner)
 NextEra Energy Canada Storage LP, ULC (100%; Shareholder)
 NextEra Energy Canada Storage, LP (99.9999%; Limited Partner)
 NextEra Energy Canadian Holdings, ULC (100%; Shareholder)
 Bornish Wind BC Holdings, ULC (100%; Shareholder)
 Bornish Wind Funding GP, LLC (100%; Sole Member)
 Bornish Wind Funding GP, ULC (100%; Shareholder)
 Bornish Wind Funding, LP (0.0001%; General Partner)
 Bornish Wind GP, LLC (100%; Sole Member)
 Bornish Wind GP, ULC (100%; Shareholder)
 Bornish Wind, LP (0.01%; General Partner)
 Bornish Wind, LP (99.99%; Limited Partner)
 Bornish Wind Funding, LP (99.9999%; Limited Partner)
 Bornish Wind GP, LLC (100%; Sole Member)
 Bornish Wind GP, ULC (100%; Shareholder)
 Bornish Wind, LP (0.01%; General Partner)

Bornish Wind, LP (99.99%; Limited Partner)
 CP II CAD Holdings LP GP, LLC (100%; Sole Member)
 CP II Holdings LP GP, ULC (100%; Shareholder)
 CP II Holdings, LP (0.0001%; General Partner)
 CP II Funding GP, LLC (100%; Sole Member)
 CP II Funding GP, ULC (100%; Shareholder)
 CP II Funding, LP (0.0001%; General Partner)
 Cedar Point II Limited Partnership (49.995%; Limited Partner)
 CP II Holdings LP, ULC (100%; Shareholder)
 CP II Funding, LP (99.9999%; Limited Partner)
 Cedar Point II Limited Partnership (49.995%; Limited Partner)
 CP II Holdings GP, Inc. (100%; Shareholder)
 Cedar Point II GP Inc. (50%; Shareholder)
 Cedar Point II Limited Partnership (0.01%; General Partner)
 CP II Holdings, LP (99.9999%; Limited Partner)
 CP II Funding GP, LLC (100%; Sole Member)
 CP II Funding GP, ULC (100%; Shareholder)
 CP II Funding, LP (0.0001%; General Partner)
 Cedar Point II Limited Partnership (49.995%; Limited Partner)
 CP II Holdings LP, ULC (100%; Shareholder)
 CP II Funding, LP (99.9999%; Limited Partner)
 Cedar Point II Limited Partnership (49.995%; Limited Partner)
 East Durham Wind BC Holdings, ULC (100%; Shareholder)
 East Durham Wind Funding GP, LLC (100%; Sole Member)
 East Durham Wind Funding GP, ULC (100%; Shareholder)
 East Durham Wind Funding, LP (0.0001%; General Partner)
 East Durham Wind GP, LLC (100%; Sole Member)
 East Durham Wind GP, ULC (100%; Shareholder)
 East Durham Wind, LP (0.0001%; General Partner)
 East Durham Wind, LP (99.9999%; Limited Partner)
 East Durham Wind Funding, LP (99.9999%; Limited Partner)
 East Durham Wind GP, LLC (100%; Sole Member)
 East Durham Wind GP, ULC (100%; Shareholder)
 East Durham Wind, LP (0.0001%; General Partner)
 East Durham Wind, LP (99.9999%; Limited Partner)
 Goshen Wind BC Holdings, ULC (100%; Shareholder)
 Goshen Wind Funding GP, LLC (100%; Sole Member)
 Goshen Wind Funding GP, ULC (100%; Shareholder)
 Goshen Wind Funding, LP (0.0001%; General Partner)
 Goshen Wind GP, LLC (100%; Sole Member)
 Goshen Wind GP, ULC (100%; Shareholder)
 Goshen Wind, LP (0.0001%; General Partner)
 Goshen Wind, LP (99.9999%; Limited Partner)
 Goshen Wind Funding, LP (99.9999%; Limited Partner)
 Goshen Wind GP, LLC (100%; Sole Member)
 Goshen Wind GP, ULC (100%; Shareholder)
 Goshen Wind, LP (0.0001%; General Partner)
 Goshen Wind, LP (99.9999%; Limited Partner)
 Kerwood Wind BC Holdings, ULC (100%; Shareholder)
 Kerwood Wind Funding GP, LLC (100%; Sole Member)
 Kerwood Wind Funding GP, ULC (100%; Shareholder)
 Kerwood Wind Funding, LP (0.0001%; General Partner)
 Kerwood Wind GP, LLC (100%; Sole Member)
 Kerwood Wind GP, ULC (100%; Shareholder)
 Kerwood Wind, LP (0.0001%; General Partner)
 Kerwood Wind, LP (99.9999%; Limited Partner)
 Kerwood Wind Funding, LP (99.9999%; Limited Partner)

Kerwood Wind GP, LLC (100%; Sole Member)
 Kerwood Wind GP, ULC (100%; Shareholder)
 Kerwood Wind, LP (0.0001%; General Partner)
 Kerwood Wind, LP (99.9999%; Limited Partner)
 Mount Miller Holdings GP, LLC (100%; Sole Member)
 Mount Miller Holdings GP, ULC (100%; Shareholder)
 Mount Miller Holdings II, LP (0.0001%; General Partner)
 Mount Miller Holdco, LLC (100%; Sole Member)
 Mount Miller Holdco, ULC (100%; Shareholder)
 4263766 Canada Inc. (100%; Shareholder)
 Mount Miller GP, ULC (100%; Shareholder)
 Mount Miller Wind Energy Limited Partnership (0.01%; General Partner)
 Mount Miller GP, ULC (100%; Shareholder)
 Mount Miller Wind Energy Limited Partnership (0.01%; General Partner)
 Mount Miller Wind Energy Limited Partnership (Limited Partner)
 Mount Miller Wind Energy Limited Partnership (99.99%; Limited Partner)
 Mount Miller Holdings II, LP (99.9999%; Limited Partner)
 Mount Miller Holdco, LLC (100%; Sole Member)
 Mount Miller Holdco, ULC (100%; Shareholder)
 4263766 Canada Inc. (100%; Shareholder)
 Mount Miller GP, ULC (100%; Shareholder)
 Mount Miller Wind Energy Limited Partnership (0.01%; General Partner)
 Mount Miller GP, ULC (100%; Shareholder)
 Mount Miller Wind Energy Limited Partnership (0.01%; General Partner)
 Mount Miller Wind Energy Limited Partnership (Limited Partner)
 Mount Miller Wind Energy Limited Partnership (99.99%; Limited Partner)
 NECD Holdings, LP (99.9999%; Limited Partner)
 NextEra Canada Development, LP (99.9999%; Limited Partner)
 NextEra Canada Constructors, LLC (100%; Sole Member)
 NextEra Canada Constructors GP, ULC (100%; Shareholder)
 NextEra Canada Constructors, LP (0.0001%; General Partner)
 NextEra Canada Constructors, LP (99.9999%; Limited Partner)
 NextEra Canada Development GP, LLC (100%; Sole Member)
 NextEra Canada Development GP, ULC (100%; Shareholder)
 NECD Holdings, LP (0.0001%; General Partner)
 NextEra Canada Development, LP (99.9999%; Limited Partner)
 NextEra Canada Development, LP (0.0001%; General Partner)
 NextEra Canadian IP, Inc. (100%; Shareholder)
 NextEra Energy Canada Equipment, ULC (100%; Shareholder)
 Fortuna GP, LLC (100%; Sole Member)
 Fortuna GP, ULC (100%; Shareholder)
 Ghost Pine Windfarm, LP (0.01%; General Partner)
 Ghost Pine Windfarm, LP (99.99%; Limited Partner)
 NextEra Energy Canadian Operating Services, Inc. (100%; Shareholder)
 NextEra Energy Equity Partners, LP (100%; Limited Partner)
 NextEra Energy Operating Partners, LP (100%; Limited Partner)
 NextEra Energy US Partners Holdings, LLC (100%; Sole Member)
 GR Bage (NEP), LLC (100%; Sole Member)
 Genesis Purchaser Holdings, LLC (100%; Sole Member)
 Genesis Purchaser, LLC (100%; Sole Member)
 Genesis Solar Funding Holdings, LLC (100%; Sole Member)
 Genesis Solar Funding, LLC (100%; Sole Member)
 Genesis Solar Holdings, LLC (100%; Class A Tax Equity Member)
 Elk City Wind, LLC (100%; Sole Member)
 Genesis Solar, LLC (100%; Sole Member)
 NextEra Desert Center Blythe, LLC (50%; Member)

Golden Plains Class A Holdings, LLC (100%; Sole Member)
Golden Plains, LLC (100%; Class A Member)
Baldwin Wind Energy, LLC (100%; Sole Member)
Northern Colorado Wind Energy Center II, LLC (100%; Sole Member)
Northern Colorado Interconnect, LLC (12.9%; Member)
Northern Colorado Wind Energy Center, LLC (100%; Sole Member)
Northern Colorado Interconnect, LLC (87.1%; Managing Member)
Wilmot Energy Center, LLC (100%; Sole Member)
Pine Brooke Class A Holdings, LLC (40%; Member)
Pine Brooke, LLC (100%; Class A Tax Equity Member)
Blue Summit III Wind, LLC (100%; Sole Member)
Blue Summit Interconnection, LLC (25%; Member)
Harmony Florida Solar, LLC (100%; Sole Member)
Ponderosa Wind, LLC (100%; Sole Member)
Saint Solar, LLC (100%; Sole Member)
Sanford Airport Solar, LLC (100%; Sole Member)
Soldier Creek Wind, LLC (100%; Sole Member)
Taylor Creek Solar, LLC (100%; Sole Member)
NextEra Energy Partners Acquisitions, LLC (100%; Sole Member)
Baldwin Wind, LLC (100%; Sole Member)
Bayhawk Wind Portfolio, LLC (100%; Sole Member)
Bayhawk Wind Holdings, LLC (100%; Sole Member)
Bayhawk Wind, LLC (100%; Class A Member)
Cedar Bluff Wind, LLC (100%; Sole Member)
Golden Hills Wind, LLC (100%; Sole Member)
Golden Hills Interconnection, LLC (67.6%; Managing Member)
Coram Portfolio II, LLC (100%; Sole Member)
Tusk Wind Holdings V, LLC (100%; Sole Member)
RET Coram Tehachapi Wind GP, LLC (100%; Sole Member)
Coram California Development, L.P. (0.01%; General Partner)
RET Tehachapi Wind Development, LLC (100%; Sole Member)
Coram California Development, L.P. (99.99%; Limited Partner)
Coram Portfolio, LLC (100%; Sole Member)
Tusk Wind Holdings IV, LLC (100%; Sole Member)
Coram Energy LLC (100%; Sole Member)
Coram Tehachapi, LLC (100%; Sole Member)
HW CA Holdings, LLC (100%; Member)
High Winds, LLC (100%; Sole Member)
Javelina Wind Funding, LLC (100%; Sole Member)
Javelina Wind Energy Holdings, LLC (100%; Sole Member)
Javelina Wind Energy, LLC (100%; Sole Member)
Javelina Interconnection, LLC (55%; Managing Member)
Mammoth Plains Wind Project Holdings, LLC (100%; Sole Member)
Mammoth Plains Wind Project, LLC (100%; Class A Member)
Meadowlark Wind, LLC (100%; Sole Member)
NEP Renewables Holdings II, LLC (100%; Sole Member)
NEP Renewables II, LLC (100%; Managing Member)
Ashtabula Wind II, LLC (100%; Sole Member)
Ashtabula Wind III, LLC (100%; Sole Member)
FPL Energy Vansycle L.L.C. (100%; Sole Member)
Garden Wind, LLC (100%; Sole Member)
Perrin Ranch Wind, LLC (100%; Sole Member)
Rosmar Portfolio, LLC (100%; Sole Member)
Rosmar Holdings, LLC (100%; Member)
Marshall Solar, LLC (100%; Sole Member)
Roswell Solar, LLC (100%; Sole Member)

Roswell Solar Holdings, LLC (100%; Sole Member)
 SSSS Holdings, LLC (100%; Sole Member)
 Silver State South Solar, LLC (49.99%; Managing Member)
 Silver State Solar Power South, LLC (100%; Sole Member)
 Tuscola Bay Wind, LLC (100%; Sole Member)
 White Oak Energy Holdings, LLC (100%; Sole Member)
 White Oak Energy LLC (100%; Sole Member)
 NEP Renewables Holdings III, LLC (100%; Sole Member)
 NEP Renewables III, LLC (50%; Class B Member)
 Star Moon Holdings, LLC (100%; Class A Member)
 Moonlight Bay Class A Holdings, LLC (100%; Sole Member)
 Moonlight Bay Renewables, LLC (100%; Class A Member)
 Dodge Flat Solar, LLC (100%; Sole Member)
 Elora Solar, LLC (100%; Sole Member)
 Fish Springs Ranch Solar, LLC (100%; Sole Member)
 Little Blue Wind Project, LLC (100%; Sole Member)
 Minco Wind Energy III, LLC (100%; Sole Member)
 Minco IV & V Interconnection, LLC (27.04%; Managing Member)
 White Mesa Wind, LLC (100%; Sole Member)
 Stargrass Class A Holdings, LLC (100%; Sole Member)
 Stargrass, LLC (100%; Class A Member)
 Borderlands Wind, LLC (100%; Sole Member)
 Borderlands Wind Holdings, LLC (100%; Sole Member)
 Cool Springs Solar, LLC (100%; Sole Member)
 Ensign Wind Energy, LLC (100%; Sole Member)
 Hubbard Wind, LLC (100%; Sole Member)
 Irish Creek Wind, LLC (100%; Sole Member)
 Quinebaug Solar, LLC (100%; Sole Member)
 Quitman II Solar, LLC (100%; Sole Member)
 NEP Renewables III, LLC (100%; Class A Member)
 Star Moon Holdings, LLC (100%; Class A Member)
 Moonlight Bay Class A Holdings, LLC (100%; Sole Member)
 Moonlight Bay Renewables, LLC (100%; Class A Member)
 Dodge Flat Solar, LLC (100%; Sole Member)
 Elora Solar, LLC (100%; Sole Member)
 Fish Springs Ranch Solar, LLC (100%; Sole Member)
 Little Blue Wind Project, LLC (100%; Sole Member)
 Minco Wind Energy III, LLC (100%; Sole Member)
 Minco IV & V Interconnection, LLC (27.04%; Managing Member)
 White Mesa Wind, LLC (100%; Sole Member)
 Stargrass Class A Holdings, LLC (100%; Sole Member)
 Stargrass, LLC (100%; Class A Member)
 Borderlands Wind, LLC (100%; Sole Member)
 Borderlands Wind Holdings, LLC (100%; Sole Member)
 Cool Springs Solar, LLC (100%; Sole Member)
 Ensign Wind Energy, LLC (100%; Sole Member)
 Hubbard Wind, LLC (100%; Sole Member)
 Irish Creek Wind, LLC (100%; Sole Member)
 Quinebaug Solar, LLC (100%; Sole Member)
 Quitman II Solar, LLC (100%; Sole Member)
 NEP Renewables Holdings IV, LLC (100%; Sole Member)
 NEP Renewables IV, LLC (100%; Class A Member)
 Alta Wind Portfolio, LLC (100%; Sole Member)
 Tusk Wind Holdings, LLC (100%; Sole Member)
 Alta Wind VIII, LLC (100%; Sole Member)
 Dogwood Wind Holdings, LLC (100%; Sole Member)
 Dogwood Wind, LLC (100%; Class A Tax Equity Member)

Oliver Wind III, LLC (100%; Sole Member)
 Osborn Wind Energy, LLC (100%; Sole Member)
 Elk City Sholes Holdings, LLC (100%; Sole Member)
 Elk City II Wind Funding, LLC (100%; Sole Member)
 Southwest Wind, LLC (100%; Class A Tax Equity Member)
 Elk City Renewables II, LLC (100%; Sole Member)
 Sholes Wind Funding, LLC (100%; Sole Member)
 Sholes Wind Class A Holdings, LLC (100%; Sole Member)
 Sholes Wind, LLC (100%; Class A Member)
 Emerald Breeze Holdings, LLC (100%; Class A Member)
 Emerald Breeze Class A Holdings, LLC (100%; Sole Member)
 Emerald Breeze, LLC (100%; Class A Member)
 Appaloosa Run Wind, LLC (100%; Sole Member)
 Eight Point Wind, LLC (100%; Sole Member)
 Great Prairie Wind, LLC (100%; Sole Member)
 Yellow Pine Solar, LLC (100%; Sole Member)
 Yellow Pine Solar Interconnect, LLC (50%; Managing Member)
 Golden West Wind Holdings, LLC (100%; Sole Member)
 Golden West Power Partners, LLC (100%; Class A Tax Equity Member)
 Nokota Wind Holdings, LLC (100%; Sole Member)
 Nokota Wind, LLC (100%; Class A Tax Equity Member)
 Brady Wind II, LLC (100%; Sole Member)
 Brady Interconnection, LLC (50%; Member)
 Brady Wind, LLC (100%; Sole Member)
 Brady Interconnection, LLC (50%; Managing Member)
 Sac County Wind Holdings, LLC (100%; Sole Member)
 Sac County Wind Class A Holdings, LLC (100%; Class A Member)
 Sac County Wind, LLC (100%; Class A Member)
 NEP Renewables IV, LLC (31.2%; Class B Member)
 Alta Wind Portfolio, LLC (100%; Sole Member)
 Tusk Wind Holdings, LLC (100%; Sole Member)
 Alta Wind VIII, LLC (100%; Sole Member)
 Dogwood Wind Holdings, LLC (100%; Sole Member)
 Dogwood Wind, LLC (100%; Class A Tax Equity Member)
 Oliver Wind III, LLC (100%; Sole Member)
 Osborn Wind Energy, LLC (100%; Sole Member)
 Elk City Sholes Holdings, LLC (100%; Sole Member)
 Elk City II Wind Funding, LLC (100%; Sole Member)
 Southwest Wind, LLC (100%; Class A Tax Equity Member)
 Elk City Renewables II, LLC (100%; Sole Member)
 Sholes Wind Funding, LLC (100%; Sole Member)
 Sholes Wind Class A Holdings, LLC (100%; Sole Member)
 Sholes Wind, LLC (100%; Class A Member)
 Emerald Breeze Holdings, LLC (100%; Class A Member)
 Emerald Breeze Class A Holdings, LLC (100%; Sole Member)
 Emerald Breeze, LLC (100%; Class A Member)
 Appaloosa Run Wind, LLC (100%; Sole Member)
 Eight Point Wind, LLC (100%; Sole Member)
 Great Prairie Wind, LLC (100%; Sole Member)
 Yellow Pine Solar, LLC (100%; Sole Member)
 Yellow Pine Solar Interconnect, LLC (50%; Managing Member)
 Golden West Wind Holdings, LLC (100%; Sole Member)
 Golden West Power Partners, LLC (100%; Class A Tax Equity Member)
 Nokota Wind Holdings, LLC (100%; Sole Member)
 Nokota Wind, LLC (100%; Class A Tax Equity Member)
 Brady Wind II, LLC (100%; Sole Member)
 Brady Interconnection, LLC (50%; Member)

Brady Wind, LLC (100%; Sole Member)
 Brady Interconnection, LLC (50%; Managing Member)
 Sac County Wind Holdings, LLC (100%; Sole Member)
 Sac County Wind Class A Holdings, LLC (100%; Class A Member)
 Sac County Wind, LLC (100%; Class A Member)
 NEP Renewables Holdings, LLC (100%; Sole Member)
 NEP Renewables, LLC (100%; Sole Member)
 Breckinridge Wind Class A Holdings, LLC (100%; Sole Member)
 Breckinridge Wind Project, LLC (100%; Class A Tax Equity Member)
 Carousel Wind Holdings, LLC (100%; Sole Member)
 Carousel Wind Farm, LLC (100%; Class A Tax Equity Member)
 Monarch Wind Holdings, LLC (100%; Sole Member)
 Monarch Wind, LLC (100%; Class A Tax Equity Member)
 Javelina Wind Holdings II, LLC (100%; Sole Member)
 Javelina Wind Energy II, LLC (100%; Sole Member)
 Javelina Interconnection, LLC (45%; Member)
 Rush Springs Wind Energy, LLC (100%; Sole Member)
 Mountain View Solar Holdings, LLC (100%; Sole Member)
 Mountain View Solar, LLC (100%; Sole Member)
 Pacific Plains Wind Class A Holdings, LLC (100%; Sole Member)
 Pacific Plains Wind, LLC (100%; Class A Tax Equity Member)
 Cottonwood Wind Project Holdings, LLC (100%; Sole Member)
 Cottonwood Wind Project, LLC (100%; Sole Member)
 Golden Hills North Wind, LLC (100%; Sole Member)
 Golden Hills Interconnection, LLC (32.4%; Member)
 NextEra Energy Bluff Point, LLC (100%; Sole Member)
 NextEra Desert Sunlight Holdings, LLC (99.8%; Member)
 Desert Sunlight Investment Holdings, LLC (50%; Managing Member)
 Desert Sunlight Holdings, LLC (100%; Sole Member)
 Desert Sunlight 250, LLC (100%; Sole Member)
 Desert Sunlight 300, LLC (100%; Sole Member)
 Nutmeg Solar Holdings, LLC (33.3%; Member)
 Nutmeg Solar, LLC (100%; Sole Member)
 Palomino Wind Holdings, LLC (100%; Sole Member)
 Palomino Wind, LLC (100%; Class A Tax Equity Member)
 Kingman Wind Energy I, LLC (100%; Sole Member)
 Kingman Wind Energy II, LLC (100%; Sole Member)
 Prairie View Wind Holdings, LLC (100%; Sole Member)
 Ninnescah Wind Energy LLC (100%; Sole Member)
 Seiling Wind Investments, LLC (100%; Sole Member)
 Seiling Wind Holdings, LLC (100%; Sole Member)
 Seiling Wind Portfolio, LLC (100%; Class A Tax Equity Member)
 Seiling Wind II, LLC (100%; Sole Member)
 Seiling Wind Interconnection Services, LLC (33%; Member)
 Seiling Wind, LLC (100%; Sole Member)
 Seiling Wind Interconnection Services, LLC (67%; Managing Member)
 Shaw Creek Solar Holdings, LLC (33.3%; Member)
 Shaw Creek Solar, LLC (100%; Sole Member)
 Solar Holdings Portfolio 12, LLC (100%; Class C Member)
 DG Portfolio 2019 Holdings, LLC (100%; Sole Member)
 DG Portfolio 2019, LLC (100%; Sole Member)
 DG Amaze, LLC (100%; Sole Member)
 DG California Solar, LLC (100%; Sole Member)
 DG Colorado Solar, LLC (100%; Sole Member)
 DG LF Solar, LLC (100%; Sole Member)
 DG Minnesota CSG 1, LLC (100%; Sole Member)
 DG Minnesota CSG, LLC (100%; Sole Member)

DG New Jersey Solar, LLC (100%; Sole Member)
 DG New York Solar, LLC (100%; Sole Member)
 DG Northeast Solar, LLC (100%; Sole Member)
 DG SUNY Solar 1, LLC (100%; Sole Member)
 DG Southwest Solar Portfolio 2019, LLC (100%; Sole Member)
 DG Waipio, LLC (100%; Sole Member)
 Pacific Energy Solutions LLC (100%; Sole Member)
 HL Solar LLC (100%; Sole Member)
 W2 Solar Holdings, LLC (100%; Sole Member)
 Sierra Solar Funding, LLC (100%; Sole Member)
 Sierra Solar Holdings, LLC (100%; Sole Member)
 Westside Solar, LLC (100%; Sole Member)
 Whitney Point Solar, LLC (100%; Sole Member)
 Southwest Solar Holdings, LLC (100%; Member)
 Hatch Solar Energy Center I LLC (100%; Sole Member)
 Sunlight Renewables Holdings, LLC (100%; Class A Member)
 Sunlight Renewables Class A Holdings, LLC (100%; Sole Member)
 Sunlight Renewables, LLC (100%; Class A Member)
 Sunlight Storage, LLC (100%; Sole Member)
 VMCLR Holdings, LLC (100%; Sole Member)
 Indigo Plains Solar Class B Holdings, LLC (100%; Sole Member)
 Indigo Plains Solar, LLC (100%; Class B Tax Equity Member)
 Chaves County Solar, LLC (100%; Sole Member)
 Chaves County Solar Holdings, LLC (100%; Sole Member)
 Live Oak Solar, LLC (100%; Sole Member)
 River Bend Solar, LLC (100%; Sole Member)
 Indigo Plains Solar Funding, LLC (100%; Sole Member)
 Indigo Plains Solar Holdings, LLC (100%; Sole Member)
 Indigo Plains Solar, LLC (100%; Class A Tax Equity Member)
 Chaves County Solar, LLC (100%; Sole Member)
 Chaves County Solar Holdings, LLC (100%; Sole Member)
 Live Oak Solar, LLC (100%; Sole Member)
 River Bend Solar, LLC (100%; Sole Member)
 Whiptail-Montezuma Funding, LLC (100%; Sole Member)
 Whiptail-Montezuma Holdings, LLC (100%; Sole Member)
 Montezuma Wind Holdings II, LLC (100%; Sole Member)
 NextEra Energy Montezuma II Wind, LLC (100%; Sole Member)
 Southwest Wind Class A Holdings, LLC (100%; Class A Member)
 Whiptail Wind, LLC (100%; Class A Tax Equity Member)
 Casa Mesa Wind, LLC (100%; Sole Member)
 Casa Mesa Wind Investments, LLC (100%; Sole Member)
 Langdon Renewables, LLC (100%; Sole Member)
 New Mexico Wind, LLC (100%; Sole Member)
 Pacific Power Investments, LLC (100%; Sole Member)
 Southwest Wind Class A Holdings, LLC (100%; Class B Member)
 Whiptail Wind, LLC (100%; Class A Tax Equity Member)
 Casa Mesa Wind, LLC (100%; Sole Member)
 Casa Mesa Wind Investments, LLC (100%; Sole Member)
 Langdon Renewables, LLC (100%; Sole Member)
 New Mexico Wind, LLC (100%; Sole Member)
 Pacific Power Investments, LLC (100%; Sole Member)
 Windstar Portfolio, LLC (100%; Sole Member)
 Tusk Wind Holdings II, LLC (100%; Sole Member)
 Windstar Energy, LLC (100%; Sole Member)
 NextEra Energy Partners Constructors, LLC (100%; Sole Member)
 NextEra Energy Partners Solar Acquisitions, LLC (100%; Sole Member)
 Adelanto CA II, LLC (100%; Sole Member)

Adelanto Solar Funding, LLC (50.01%; Member)
 Adelanto Solar Holdings, LLC (100%; Sole Member)
 Adelanto Solar II, LLC (100%; Sole Member)
 Adelanto Solar, LLC (100%; Sole Member)
 McCoy CA II, LLC (100%; Sole Member)
 McCoy Solar Holdings, LLC (50.01%; Member)
 McCoy Solar Funding, LLC (100%; Sole Member)
 McCoy Solar, LLC (100%; Sole Member)
 NextEra Desert Center Blythe, LLC (50%; Member)
 NextEra Energy Partners Ventures, LLC (100%; Sole Member)
 NET Holdings Management, LLC (100%; Sole Member)
 NextEra Energy Partners Pipelines Holdings, LLC (100%; Sole Member)
 NextEra Energy Partners Pipelines, LLC (100%; Managing Member)
 Meade Pipeline Investment Holdings, LLC (100%; Sole Member)
 Meade Pipeline Investment, LLC (100%; Sole Member)
 Meade Pipeline Co LLC (75%; Managing Member)
 Redwood Meade Pipeline, LLC (100%; Sole Member)
 Redwood Midstream, LLC (90%; Managing Member)
 Redwood Meade Midstream MPC, LLC (100%; Sole Member)
 Meade Pipeline Co LLC (15%; Member)
 River Road Interests LLC (100%; Sole Member)
 Meade Pipeline Co LLC (10%; Member)
 Redwood Midstream, LLC (10%; Member)
 Redwood Meade Midstream MPC, LLC (100%; Sole Member)
 Meade Pipeline Co LLC (15%; Member)
 River Road Interests LLC (100%; Sole Member)
 Meade Pipeline Co LLC (10%; Member)
 South Texas Midstream Holdings, LLC (100%; Sole Member)
 South Texas Midstream, LLC (100%; Class B Member)
 South Texas Midstream, LLC (100%; Class A Member)
 Northern Colorado Wind Energy, LLC (100%; Sole Member)
 Palo Duro Wind Portfolio, LLC (100%; Sole Member)
 Palo Duro Wind Project Holdings, LLC (100%; Sole Member)
 Palo Duro Wind Energy, LLC (100%; Sole Member)
 Palo Duro Wind Interconnection Services, LLC (88%; Managing Member)
 Shafter Solar Portfolio, LLC (100%; Sole Member)
 Shafter Solar Holdings, LLC (100%; Sole Member)
 Shafter Solar, LLC (100%; Sole Member)
 Tusk Wind Holdings III, LLC (100%; Sole Member)
 Granite Reliable Power, LLC (100%; Sole Member)
 NextEra Energy Operating Partners, LP (100%; Limited Partner)
 NextEra Energy US Partners Holdings, LLC (100%; Sole Member)
 GR Bage (NEP), LLC (100%; Sole Member)
 Genesis Purchaser Holdings, LLC (100%; Sole Member)
 Genesis Purchaser, LLC (100%; Sole Member)
 Genesis Solar Funding Holdings, LLC (100%; Sole Member)
 Genesis Solar Funding, LLC (100%; Sole Member)
 Genesis Solar Holdings, LLC (100%; Class A Tax Equity Member)
 Elk City Wind, LLC (100%; Sole Member)
 Genesis Solar, LLC (100%; Sole Member)
 NextEra Desert Center Blythe, LLC (50%; Member)
 Golden Plains Class A Holdings, LLC (100%; Sole Member)
 Golden Plains, LLC (100%; Class A Member)
 Baldwin Wind Energy, LLC (100%; Sole Member)
 Northern Colorado Wind Energy Center II, LLC (100%; Sole Member)
 Northern Colorado Interconnect, LLC (12.9%; Member)

Northern Colorado Wind Energy Center, LLC (100%; Sole Member)
Northern Colorado Interconnect, LLC (87.1%; Managing Member)
Wilmot Energy Center, LLC (100%; Sole Member)
Pine Brooke Class A Holdings, LLC (40%; Member)
Pine Brooke, LLC (100%; Class A Tax Equity Member)
Blue Summit III Wind, LLC (100%; Sole Member)
Blue Summit Interconnection, LLC (25%; Member)
Harmony Florida Solar, LLC (100%; Sole Member)
Ponderosa Wind, LLC (100%; Sole Member)
Saint Solar, LLC (100%; Sole Member)
Sanford Airport Solar, LLC (100%; Sole Member)
Soldier Creek Wind, LLC (100%; Sole Member)
Taylor Creek Solar, LLC (100%; Sole Member)
NextEra Energy Partners Acquisitions, LLC (100%; Sole Member)
Baldwin Wind, LLC (100%; Sole Member)
Bayhawk Wind Portfolio, LLC (100%; Sole Member)
Bayhawk Wind Holdings, LLC (100%; Sole Member)
Bayhawk Wind, LLC (100%; Class A Member)
Cedar Bluff Wind, LLC (100%; Sole Member)
Golden Hills Wind, LLC (100%; Sole Member)
Golden Hills Interconnection, LLC (67.6%; Managing Member)
Coram Portfolio II, LLC (100%; Sole Member)
Tusk Wind Holdings V, LLC (100%; Sole Member)
RET Coram Tehachapi Wind GP, LLC (100%; Sole Member)
Coram California Development, L.P. (0.01%; General Partner)
RET Tehachapi Wind Development, LLC (100%; Sole Member)
Coram California Development, L.P. (99.99%; Limited Partner)
Coram Portfolio, LLC (100%; Sole Member)
Tusk Wind Holdings IV, LLC (100%; Sole Member)
Coram Energy LLC (100%; Sole Member)
Coram Tehachapi, LLC (100%; Sole Member)
HW CA Holdings, LLC (100%; Member)
High Winds, LLC (100%; Sole Member)
Javelina Wind Funding, LLC (100%; Sole Member)
Javelina Wind Energy Holdings, LLC (100%; Sole Member)
Javelina Wind Energy, LLC (100%; Sole Member)
Javelina Interconnection, LLC (55%; Managing Member)
Mammoth Plains Wind Project Holdings, LLC (100%; Sole Member)
Mammoth Plains Wind Project, LLC (100%; Class A Member)
Meadowlark Wind, LLC (100%; Sole Member)
NEP Renewables Holdings II, LLC (100%; Sole Member)
NEP Renewables II, LLC (100%; Managing Member)
Ashtabula Wind II, LLC (100%; Sole Member)
Ashtabula Wind III, LLC (100%; Sole Member)
FPL Energy Vansycle L.L.C. (100%; Sole Member)
Garden Wind, LLC (100%; Sole Member)
Perrin Ranch Wind, LLC (100%; Sole Member)
Rosmar Portfolio, LLC (100%; Sole Member)
Rosmar Holdings, LLC (100%; Member)
Marshall Solar, LLC (100%; Sole Member)
Roswell Solar, LLC (100%; Sole Member)
Roswell Solar Holdings, LLC (100%; Sole Member)
SSSS Holdings, LLC (100%; Sole Member)
Silver State South Solar, LLC (49.99%; Managing Member)
Silver State Solar Power South, LLC (100%; Sole Member)
Tuscola Bay Wind, LLC (100%; Sole Member)

White Oak Energy Holdings, LLC (100%; Sole Member)
 White Oak Energy LLC (100%; Sole Member)
 NEP Renewables Holdings III, LLC (100%; Sole Member)
 NEP Renewables III, LLC (50%; Class B Member)
 Star Moon Holdings, LLC (100%; Class A Member)
 Moonlight Bay Class A Holdings, LLC (100%; Sole Member)
 Moonlight Bay Renewables, LLC (100%; Class A Member)
 Dodge Flat Solar, LLC (100%; Sole Member)
 Elora Solar, LLC (100%; Sole Member)
 Fish Springs Ranch Solar, LLC (100%; Sole Member)
 Little Blue Wind Project, LLC (100%; Sole Member)
 Minco Wind Energy III, LLC (100%; Sole Member)
 Minco IV & V Interconnection, LLC (27.04%; Managing Member)
 White Mesa Wind, LLC (100%; Sole Member)
 Stargrass Class A Holdings, LLC (100%; Sole Member)
 Stargrass, LLC (100%; Class A Member)
 Borderlands Wind, LLC (100%; Sole Member)
 Borderlands Wind Holdings, LLC (100%; Sole Member)
 Cool Springs Solar, LLC (100%; Sole Member)
 Ensign Wind Energy, LLC (100%; Sole Member)
 Hubbard Wind, LLC (100%; Sole Member)
 Irish Creek Wind, LLC (100%; Sole Member)
 Quinebaug Solar, LLC (100%; Sole Member)
 Quitman II Solar, LLC (100%; Sole Member)
 NEP Renewables III, LLC (100%; Class A Member)
 Star Moon Holdings, LLC (100%; Class A Member)
 Moonlight Bay Class A Holdings, LLC (100%; Sole Member)
 Moonlight Bay Renewables, LLC (100%; Class A Member)
 Dodge Flat Solar, LLC (100%; Sole Member)
 Elora Solar, LLC (100%; Sole Member)
 Fish Springs Ranch Solar, LLC (100%; Sole Member)
 Little Blue Wind Project, LLC (100%; Sole Member)
 Minco Wind Energy III, LLC (100%; Sole Member)
 Minco IV & V Interconnection, LLC (27.04%; Managing Member)
 White Mesa Wind, LLC (100%; Sole Member)
 Stargrass Class A Holdings, LLC (100%; Sole Member)
 Stargrass, LLC (100%; Class A Member)
 Borderlands Wind, LLC (100%; Sole Member)
 Borderlands Wind Holdings, LLC (100%; Sole Member)
 Cool Springs Solar, LLC (100%; Sole Member)
 Ensign Wind Energy, LLC (100%; Sole Member)
 Hubbard Wind, LLC (100%; Sole Member)
 Irish Creek Wind, LLC (100%; Sole Member)
 Quinebaug Solar, LLC (100%; Sole Member)
 Quitman II Solar, LLC (100%; Sole Member)
 NEP Renewables Holdings IV, LLC (100%; Sole Member)
 NEP Renewables IV, LLC (100%; Class A Member)
 Alta Wind Portfolio, LLC (100%; Sole Member)
 Tusk Wind Holdings, LLC (100%; Sole Member)
 Alta Wind VIII, LLC (100%; Sole Member)
 Dogwood Wind Holdings, LLC (100%; Sole Member)
 Dogwood Wind, LLC (100%; Class A Tax Equity Member)
 Oliver Wind III, LLC (100%; Sole Member)
 Osborn Wind Energy, LLC (100%; Sole Member)
 Elk City Sholes Holdings, LLC (100%; Sole Member)
 Elk City II Wind Funding, LLC (100%; Sole Member)
 Southwest Wind, LLC (100%; Class A Tax Equity Member)

Elk City Renewables II, LLC (100%; Sole Member)
 Sholes Wind Funding, LLC (100%; Sole Member)
 Sholes Wind Class A Holdings, LLC (100%; Sole Member)
 Sholes Wind, LLC (100%; Class A Member)
 Emerald Breeze Holdings, LLC (100%; Class A Member)
 Emerald Breeze Class A Holdings, LLC (100%; Sole Member)
 Emerald Breeze, LLC (100%; Class A Member)
 Appaloosa Run Wind, LLC (100%; Sole Member)
 Eight Point Wind, LLC (100%; Sole Member)
 Great Prairie Wind, LLC (100%; Sole Member)
 Yellow Pine Solar, LLC (100%; Sole Member)
 Yellow Pine Solar Interconnect, LLC (50%; Managing Member)
 Golden West Wind Holdings, LLC (100%; Sole Member)
 Golden West Power Partners, LLC (100%; Class A Tax Equity Member)
 Nokota Wind Holdings, LLC (100%; Sole Member)
 Nokota Wind, LLC (100%; Class A Tax Equity Member)
 Brady Wind II, LLC (100%; Sole Member)
 Brady Interconnection, LLC (50%; Member)
 Brady Wind, LLC (100%; Sole Member)
 Brady Interconnection, LLC (50%; Managing Member)
 Sac County Wind Holdings, LLC (100%; Sole Member)
 Sac County Wind Class A Holdings, LLC (100%; Class A Member)
 Sac County Wind, LLC (100%; Class A Member)
 NEP Renewables IV, LLC (31.2%; Class B Member)
 Alta Wind Portfolio, LLC (100%; Sole Member)
 Tusk Wind Holdings, LLC (100%; Sole Member)
 Alta Wind VIII, LLC (100%; Sole Member)
 Dogwood Wind Holdings, LLC (100%; Sole Member)
 Dogwood Wind, LLC (100%; Class A Tax Equity Member)
 Oliver Wind III, LLC (100%; Sole Member)
 Osborn Wind Energy, LLC (100%; Sole Member)
 Elk City Sholes Holdings, LLC (100%; Sole Member)
 Elk City II Wind Funding, LLC (100%; Sole Member)
 Southwest Wind, LLC (100%; Class A Tax Equity Member)
 Elk City Renewables II, LLC (100%; Sole Member)
 Sholes Wind Funding, LLC (100%; Sole Member)
 Sholes Wind Class A Holdings, LLC (100%; Sole Member)
 Sholes Wind, LLC (100%; Class A Member)
 Emerald Breeze Holdings, LLC (100%; Class A Member)
 Emerald Breeze Class A Holdings, LLC (100%; Sole Member)
 Emerald Breeze, LLC (100%; Class A Member)
 Appaloosa Run Wind, LLC (100%; Sole Member)
 Eight Point Wind, LLC (100%; Sole Member)
 Great Prairie Wind, LLC (100%; Sole Member)
 Yellow Pine Solar, LLC (100%; Sole Member)
 Yellow Pine Solar Interconnect, LLC (50%; Managing Member)
 Golden West Wind Holdings, LLC (100%; Sole Member)
 Golden West Power Partners, LLC (100%; Class A Tax Equity Member)
 Nokota Wind Holdings, LLC (100%; Sole Member)
 Nokota Wind, LLC (100%; Class A Tax Equity Member)
 Brady Wind II, LLC (100%; Sole Member)
 Brady Interconnection, LLC (50%; Member)
 Brady Wind, LLC (100%; Sole Member)
 Brady Interconnection, LLC (50%; Managing Member)
 Sac County Wind Holdings, LLC (100%; Sole Member)
 Sac County Wind Class A Holdings, LLC (100%; Class A Member)
 Sac County Wind, LLC (100%; Class A Member)

NEP Renewables Holdings, LLC (100%; Sole Member)
NEP Renewables, LLC (100%; Sole Member)
Breckinridge Wind Class A Holdings, LLC (100%; Sole Member)
Breckinridge Wind Project, LLC (100%; Class A Tax Equity Member)
Carousel Wind Holdings, LLC (100%; Sole Member)
Carousel Wind Farm, LLC (100%; Class A Tax Equity Member)
Monarch Wind Holdings, LLC (100%; Sole Member)
Monarch Wind, LLC (100%; Class A Tax Equity Member)
Javelina Wind Holdings II, LLC (100%; Sole Member)
Javelina Wind Energy II, LLC (100%; Sole Member)
Javelina Interconnection, LLC (45%; Member)
Rush Springs Wind Energy, LLC (100%; Sole Member)
Mountain View Solar Holdings, LLC (100%; Sole Member)
Mountain View Solar, LLC (100%; Sole Member)
Pacific Plains Wind Class A Holdings, LLC (100%; Sole Member)
Pacific Plains Wind, LLC (100%; Class A Tax Equity Member)
Cottonwood Wind Project Holdings, LLC (100%; Sole Member)
Cottonwood Wind Project, LLC (100%; Sole Member)
Golden Hills North Wind, LLC (100%; Sole Member)
Golden Hills Interconnection, LLC (32.4%; Member)
NextEra Energy Bluff Point, LLC (100%; Sole Member)
NextEra Desert Sunlight Holdings, LLC (99.8%; Member)
Desert Sunlight Investment Holdings, LLC (50%; Managing Member)
Desert Sunlight Holdings, LLC (100%; Sole Member)
Desert Sunlight 250, LLC (100%; Sole Member)
Desert Sunlight 300, LLC (100%; Sole Member)
Nutmeg Solar Holdings, LLC (33.3%; Member)
Nutmeg Solar, LLC (100%; Sole Member)
Palomino Wind Holdings, LLC (100%; Sole Member)
Palomino Wind, LLC (100%; Class A Tax Equity Member)
Kingman Wind Energy I, LLC (100%; Sole Member)
Kingman Wind Energy II, LLC (100%; Sole Member)
Prairie View Wind Holdings, LLC (100%; Sole Member)
Ninnescah Wind Energy LLC (100%; Sole Member)
Seiling Wind Investments, LLC (100%; Sole Member)
Seiling Wind Holdings, LLC (100%; Sole Member)
Seiling Wind Portfolio, LLC (100%; Class A Tax Equity Member)
Seiling Wind II, LLC (100%; Sole Member)
Seiling Wind Interconnection Services, LLC (33%; Member)
Seiling Wind, LLC (100%; Sole Member)
Seiling Wind Interconnection Services, LLC (67%; Managing Member)
Shaw Creek Solar Holdings, LLC (33.3%; Member)
Shaw Creek Solar, LLC (100%; Sole Member)
Solar Holdings Portfolio 12, LLC (100%; Class C Member)
DG Portfolio 2019 Holdings, LLC (100%; Sole Member)
DG Portfolio 2019, LLC (100%; Sole Member)
DG Amaze, LLC (100%; Sole Member)
DG California Solar, LLC (100%; Sole Member)
DG Colorado Solar, LLC (100%; Sole Member)
DG LF Solar, LLC (100%; Sole Member)
DG Minnesota CSG 1, LLC (100%; Sole Member)
DG Minnesota CSG, LLC (100%; Sole Member)
DG New Jersey Solar, LLC (100%; Sole Member)
DG New York Solar, LLC (100%; Sole Member)
DG Northeast Solar, LLC (100%; Sole Member)
DG SUNY Solar 1, LLC (100%; Sole Member)
DG Southwest Solar Portfolio 2019, LLC (100%; Sole Member)

DG Waipio, LLC (100%; Sole Member)
Pacific Energy Solutions LLC (100%; Sole Member)
HL Solar LLC (100%; Sole Member)
W2 Solar Holdings, LLC (100%; Sole Member)
Sierra Solar Funding, LLC (100%; Sole Member)
Sierra Solar Holdings, LLC (100%; Sole Member)
Westside Solar, LLC (100%; Sole Member)
Whitney Point Solar, LLC (100%; Sole Member)
Southwest Solar Holdings, LLC (100%; Member)
Hatch Solar Energy Center I LLC (100%; Sole Member)
Sunlight Renewables Holdings, LLC (100%; Class A Member)
Sunlight Renewables Class A Holdings, LLC (100%; Sole Member)
Sunlight Renewables, LLC (100%; Class A Member)
Sunlight Storage, LLC (100%; Sole Member)
VMCLR Holdings, LLC (100%; Sole Member)
Indigo Plains Solar Class B Holdings, LLC (100%; Sole Member)
Indigo Plains Solar, LLC (100%; Class B Tax Equity Member)
Chaves County Solar, LLC (100%; Sole Member)
Chaves County Solar Holdings, LLC (100%; Sole Member)
Live Oak Solar, LLC (100%; Sole Member)
River Bend Solar, LLC (100%; Sole Member)
Indigo Plains Solar Funding, LLC (100%; Sole Member)
Indigo Plains Solar Holdings, LLC (100%; Sole Member)
Indigo Plains Solar, LLC (100%; Class A Tax Equity Member)
Chaves County Solar, LLC (100%; Sole Member)
Chaves County Solar Holdings, LLC (100%; Sole Member)
Live Oak Solar, LLC (100%; Sole Member)
River Bend Solar, LLC (100%; Sole Member)
Whiptail-Montezuma Funding, LLC (100%; Sole Member)
Whiptail-Montezuma Holdings, LLC (100%; Sole Member)
Montezuma Wind Holdings II, LLC (100%; Sole Member)
NextEra Energy Montezuma II Wind, LLC (100%; Sole Member)
Southwest Wind Class A Holdings, LLC (100%; Class A Member)
Whiptail Wind, LLC (100%; Class A Tax Equity Member)
Casa Mesa Wind, LLC (100%; Sole Member)
Casa Mesa Wind Investments, LLC (100%; Sole Member)
Langdon Renewables, LLC (100%; Sole Member)
New Mexico Wind, LLC (100%; Sole Member)
Pacific Power Investments, LLC (100%; Sole Member)
Southwest Wind Class A Holdings, LLC (100%; Class B Member)
Whiptail Wind, LLC (100%; Class A Tax Equity Member)
Casa Mesa Wind, LLC (100%; Sole Member)
Casa Mesa Wind Investments, LLC (100%; Sole Member)
Langdon Renewables, LLC (100%; Sole Member)
New Mexico Wind, LLC (100%; Sole Member)
Pacific Power Investments, LLC (100%; Sole Member)
Windstar Portfolio, LLC (100%; Sole Member)
Tusk Wind Holdings II, LLC (100%; Sole Member)
Windstar Energy, LLC (100%; Sole Member)
NextEra Energy Partners Constructors, LLC (100%; Sole Member)
NextEra Energy Partners Solar Acquisitions, LLC (100%; Sole Member)
Adelanto CA II, LLC (100%; Sole Member)
Adelanto Solar Funding, LLC (50.01%; Member)
Adelanto Solar Holdings, LLC (100%; Sole Member)
Adelanto Solar II, LLC (100%; Sole Member)
Adelanto Solar, LLC (100%; Sole Member)
McCoy CA II, LLC (100%; Sole Member)

McCoy Solar Holdings, LLC (50.01%; Member)
McCoy Solar Funding, LLC (100%; Sole Member)
McCoy Solar, LLC (100%; Sole Member)
NextEra Desert Center Blythe, LLC (50%; Member)
NextEra Energy Partners Ventures, LLC (100%; Sole Member)
NET Holdings Management, LLC (100%; Sole Member)
NextEra Energy Partners Pipelines Holdings, LLC (100%; Sole Member)
NextEra Energy Partners Pipelines, LLC (100%; Managing Member)
Meade Pipeline Investment Holdings, LLC (100%; Sole Member)
Meade Pipeline Investment, LLC (100%; Sole Member)
Meade Pipeline Co LLC (75%; Managing Member)
Redwood Meade Pipeline, LLC (100%; Sole Member)
Redwood Midstream, LLC (90%; Managing Member)
Redwood Meade Midstream MPC, LLC (100%; Sole Member)
Meade Pipeline Co LLC (15%; Member)
River Road Interests LLC (100%; Sole Member)
Meade Pipeline Co LLC (10%; Member)
Redwood Midstream, LLC (10%; Member)
Redwood Meade Midstream MPC, LLC (100%; Sole Member)
Meade Pipeline Co LLC (15%; Member)
River Road Interests LLC (100%; Sole Member)
Meade Pipeline Co LLC (10%; Member)
South Texas Midstream Holdings, LLC (100%; Sole Member)
South Texas Midstream, LLC (100%; Class B Member)
South Texas Midstream, LLC (100%; Class A Member)
Northern Colorado Wind Energy, LLC (100%; Sole Member)
Palo Duro Wind Portfolio, LLC (100%; Sole Member)
Palo Duro Wind Project Holdings, LLC (100%; Sole Member)
Palo Duro Wind Energy, LLC (100%; Sole Member)
Palo Duro Wind Interconnection Services, LLC (88%; Managing Member)
Shafter Solar Portfolio, LLC (100%; Sole Member)
Shafter Solar Holdings, LLC (100%; Sole Member)
Shafter Solar, LLC (100%; Sole Member)
Tusk Wind Holdings III, LLC (100%; Sole Member)
Granite Reliable Power, LLC (100%; Sole Member)
NextEra Energy Operating Partners, LP (51.475%; Limited Partner)
NextEra Energy US Partners Holdings, LLC (100%; Sole Member)
GR Bage (NEP), LLC (100%; Sole Member)
Genesis Purchaser Holdings, LLC (100%; Sole Member)
Genesis Purchaser, LLC (100%; Sole Member)
Genesis Solar Funding Holdings, LLC (100%; Sole Member)
Genesis Solar Funding, LLC (100%; Sole Member)
Genesis Solar Holdings, LLC (100%; Class A Tax Equity Member)
Elk City Wind, LLC (100%; Sole Member)
Genesis Solar, LLC (100%; Sole Member)
NextEra Desert Center Blythe, LLC (50%; Member)
Golden Plains Class A Holdings, LLC (100%; Sole Member)
Golden Plains, LLC (100%; Class A Member)
Baldwin Wind Energy, LLC (100%; Sole Member)
Northern Colorado Wind Energy Center II, LLC (100%; Sole Member)
Northern Colorado Interconnect, LLC (12.9%; Member)
Northern Colorado Wind Energy Center, LLC (100%; Sole Member)
Northern Colorado Interconnect, LLC (87.1%; Managing Member)
Wilmot Energy Center, LLC (100%; Sole Member)
Pine Brooke Class A Holdings, LLC (40%; Member)
Pine Brooke, LLC (100%; Class A Tax Equity Member)

Blue Summit III Wind, LLC (100%; Sole Member)
 Blue Summit Interconnection, LLC (25%; Member)
 Harmony Florida Solar, LLC (100%; Sole Member)
 Ponderosa Wind, LLC (100%; Sole Member)
 Saint Solar, LLC (100%; Sole Member)
 Sanford Airport Solar, LLC (100%; Sole Member)
 Soldier Creek Wind, LLC (100%; Sole Member)
 Taylor Creek Solar, LLC (100%; Sole Member)
NextEra Energy Partners Acquisitions, LLC (100%; Sole Member)
 Baldwin Wind, LLC (100%; Sole Member)
 Bayhawk Wind Portfolio, LLC (100%; Sole Member)
 Bayhawk Wind Holdings, LLC (100%; Sole Member)
 Bayhawk Wind, LLC (100%; Class A Member)
 Cedar Bluff Wind, LLC (100%; Sole Member)
 Golden Hills Wind, LLC (100%; Sole Member)
 Golden Hills Interconnection, LLC (67.6%; Managing Member)
 Coram Portfolio II, LLC (100%; Sole Member)
 Tusk Wind Holdings V, LLC (100%; Sole Member)
 RET Coram Tehachapi Wind GP, LLC (100%; Sole Member)
 Coram California Development, L.P. (0.01%; General Partner)
 RET Tehachapi Wind Development, LLC (100%; Sole Member)
 Coram California Development, L.P. (99.99%; Limited Partner)
 Coram Portfolio, LLC (100%; Sole Member)
 Tusk Wind Holdings IV, LLC (100%; Sole Member)
 Coram Energy LLC (100%; Sole Member)
 Coram Tehachapi, LLC (100%; Sole Member)
 HW CA Holdings, LLC (100%; Member)
 High Winds, LLC (100%; Sole Member)
 Javelina Wind Funding, LLC (100%; Sole Member)
 Javelina Wind Energy Holdings, LLC (100%; Sole Member)
 Javelina Wind Energy, LLC (100%; Sole Member)
 Javelina Interconnection, LLC (55%; Managing Member)
 Mammoth Plains Wind Project Holdings, LLC (100%; Sole Member)
 Mammoth Plains Wind Project, LLC (100%; Class A Member)
 Meadowlark Wind, LLC (100%; Sole Member)
 NEP Renewables Holdings II, LLC (100%; Sole Member)
 NEP Renewables II, LLC (100%; Managing Member)
 Ashtabula Wind II, LLC (100%; Sole Member)
 Ashtabula Wind III, LLC (100%; Sole Member)
 FPL Energy Vansycle L.L.C. (100%; Sole Member)
 Garden Wind, LLC (100%; Sole Member)
 Perrin Ranch Wind, LLC (100%; Sole Member)
 Rosmar Portfolio, LLC (100%; Sole Member)
 Rosmar Holdings, LLC (100%; Member)
 Marshall Solar, LLC (100%; Sole Member)
 Roswell Solar, LLC (100%; Sole Member)
 Roswell Solar Holdings, LLC (100%; Sole Member)
 SSSS Holdings, LLC (100%; Sole Member)
 Silver State South Solar, LLC (49.99%; Managing Member)
 Silver State Solar Power South, LLC (100%; Sole Member)
 Tuscola Bay Wind, LLC (100%; Sole Member)
 White Oak Energy Holdings, LLC (100%; Sole Member)
 White Oak Energy LLC (100%; Sole Member)
 NEP Renewables Holdings III, LLC (100%; Sole Member)
 NEP Renewables III, LLC (50%; Class B Member)
 Star Moon Holdings, LLC (100%; Class A Member)
 Moonlight Bay Class A Holdings, LLC (100%; Sole Member)

Moonlight Bay Renewables, LLC (100%; Class A Member)
 Dodge Flat Solar, LLC (100%; Sole Member)
 Elora Solar, LLC (100%; Sole Member)
 Fish Springs Ranch Solar, LLC (100%; Sole Member)
 Little Blue Wind Project, LLC (100%; Sole Member)
 Minco Wind Energy III, LLC (100%; Sole Member)
 Minco IV & V Interconnection, LLC (27.04%; Managing Member)
 White Mesa Wind, LLC (100%; Sole Member)
Stargrass Class A Holdings, LLC (100%; Sole Member)
 Stargrass, LLC (100%; Class A Member)
 Borderlands Wind, LLC (100%; Sole Member)
 Borderlands Wind Holdings, LLC (100%; Sole Member)
 Cool Springs Solar, LLC (100%; Sole Member)
 Ensign Wind Energy, LLC (100%; Sole Member)
 Hubbard Wind, LLC (100%; Sole Member)
 Irish Creek Wind, LLC (100%; Sole Member)
 Quinebaug Solar, LLC (100%; Sole Member)
 Quitman II Solar, LLC (100%; Sole Member)
NEP Renewables III, LLC (100%; Class A Member)
Star Moon Holdings, LLC (100%; Class A Member)
 Moonlight Bay Class A Holdings, LLC (100%; Sole Member)
 Moonlight Bay Renewables, LLC (100%; Class A Member)
 Dodge Flat Solar, LLC (100%; Sole Member)
 Elora Solar, LLC (100%; Sole Member)
 Fish Springs Ranch Solar, LLC (100%; Sole Member)
 Little Blue Wind Project, LLC (100%; Sole Member)
 Minco Wind Energy III, LLC (100%; Sole Member)
 Minco IV & V Interconnection, LLC (27.04%; Managing Member)
 White Mesa Wind, LLC (100%; Sole Member)
 Stargrass Class A Holdings, LLC (100%; Sole Member)
 Stargrass, LLC (100%; Class A Member)
 Borderlands Wind, LLC (100%; Sole Member)
 Borderlands Wind Holdings, LLC (100%; Sole Member)
 Cool Springs Solar, LLC (100%; Sole Member)
 Ensign Wind Energy, LLC (100%; Sole Member)
 Hubbard Wind, LLC (100%; Sole Member)
 Irish Creek Wind, LLC (100%; Sole Member)
 Quinebaug Solar, LLC (100%; Sole Member)
 Quitman II Solar, LLC (100%; Sole Member)
NEP Renewables Holdings IV, LLC (100%; Sole Member)
NEP Renewables IV, LLC (100%; Class A Member)
 Alta Wind Portfolio, LLC (100%; Sole Member)
 Tusk Wind Holdings, LLC (100%; Sole Member)
 Alta Wind VIII, LLC (100%; Sole Member)
 Dogwood Wind Holdings, LLC (100%; Sole Member)
 Dogwood Wind, LLC (100%; Class A Tax Equity Member)
 Oliver Wind III, LLC (100%; Sole Member)
 Osborn Wind Energy, LLC (100%; Sole Member)
 Elk City Sholes Holdings, LLC (100%; Sole Member)
 Elk City II Wind Funding, LLC (100%; Sole Member)
 Southwest Wind, LLC (100%; Class A Tax Equity Member)
 Elk City Renewables II, LLC (100%; Sole Member)
 Sholes Wind Funding, LLC (100%; Sole Member)
 Sholes Wind Class A Holdings, LLC (100%; Sole Member)
 Sholes Wind, LLC (100%; Class A Member)
 Emerald Breeze Holdings, LLC (100%; Class A Member)
 Emerald Breeze Class A Holdings, LLC (100%; Sole Member)

Emerald Breeze, LLC (100%; Class A Member)
 Appaloosa Run Wind, LLC (100%; Sole Member)
 Eight Point Wind, LLC (100%; Sole Member)
 Great Prairie Wind, LLC (100%; Sole Member)
 Yellow Pine Solar, LLC (100%; Sole Member)
 Yellow Pine Solar Interconnect, LLC (50%; Managing Member)
 Golden West Wind Holdings, LLC (100%; Sole Member)
 Golden West Power Partners, LLC (100%; Class A Tax Equity Member)
 Nokota Wind Holdings, LLC (100%; Sole Member)
 Nokota Wind, LLC (100%; Class A Tax Equity Member)
 Brady Wind II, LLC (100%; Sole Member)
 Brady Interconnection, LLC (50%; Member)
 Brady Wind, LLC (100%; Sole Member)
 Brady Interconnection, LLC (50%; Managing Member)
 Sac County Wind Holdings, LLC (100%; Sole Member)
 Sac County Wind Class A Holdings, LLC (100%; Class A Member)
 Sac County Wind, LLC (100%; Class A Member)
 NEP Renewables IV, LLC (31.2%; Class B Member)
 Alta Wind Portfolio, LLC (100%; Sole Member)
 Tusk Wind Holdings, LLC (100%; Sole Member)
 Alta Wind VIII, LLC (100%; Sole Member)
 Dogwood Wind Holdings, LLC (100%; Sole Member)
 Dogwood Wind, LLC (100%; Class A Tax Equity Member)
 Oliver Wind III, LLC (100%; Sole Member)
 Osborn Wind Energy, LLC (100%; Sole Member)
 Elk City Sholes Holdings, LLC (100%; Sole Member)
 Elk City II Wind Funding, LLC (100%; Sole Member)
 Southwest Wind, LLC (100%; Class A Tax Equity Member)
 Elk City Renewables II, LLC (100%; Sole Member)
 Sholes Wind Funding, LLC (100%; Sole Member)
 Sholes Wind Class A Holdings, LLC (100%; Sole Member)
 Sholes Wind, LLC (100%; Class A Member)
 Emerald Breeze Holdings, LLC (100%; Class A Member)
 Emerald Breeze Class A Holdings, LLC (100%; Sole Member)
 Emerald Breeze, LLC (100%; Class A Member)
 Appaloosa Run Wind, LLC (100%; Sole Member)
 Eight Point Wind, LLC (100%; Sole Member)
 Great Prairie Wind, LLC (100%; Sole Member)
 Yellow Pine Solar, LLC (100%; Sole Member)
 Yellow Pine Solar Interconnect, LLC (50%; Managing Member)
 Golden West Wind Holdings, LLC (100%; Sole Member)
 Golden West Power Partners, LLC (100%; Class A Tax Equity Member)
 Nokota Wind Holdings, LLC (100%; Sole Member)
 Nokota Wind, LLC (100%; Class A Tax Equity Member)
 Brady Wind II, LLC (100%; Sole Member)
 Brady Interconnection, LLC (50%; Member)
 Brady Wind, LLC (100%; Sole Member)
 Brady Interconnection, LLC (50%; Managing Member)
 Sac County Wind Holdings, LLC (100%; Sole Member)
 Sac County Wind Class A Holdings, LLC (100%; Class A Member)
 Sac County Wind, LLC (100%; Class A Member)
 NEP Renewables Holdings, LLC (100%; Sole Member)
 NEP Renewables, LLC (100%; Sole Member)
 Breckinridge Wind Class A Holdings, LLC (100%; Sole Member)
 Breckinridge Wind Project, LLC (100%; Class A Tax Equity Member)
 Carousel Wind Holdings, LLC (100%; Sole Member)
 Carousel Wind Farm, LLC (100%; Class A Tax Equity Member)

Monarch Wind Holdings, LLC (100%; Sole Member)
Monarch Wind, LLC (100%; Class A Tax Equity Member)
Javelina Wind Holdings II, LLC (100%; Sole Member)
Javelina Wind Energy II, LLC (100%; Sole Member)
Javelina Interconnection, LLC (45%; Member)
Rush Springs Wind Energy, LLC (100%; Sole Member)
Mountain View Solar Holdings, LLC (100%; Sole Member)
Mountain View Solar, LLC (100%; Sole Member)
Pacific Plains Wind Class A Holdings, LLC (100%; Sole Member)
Pacific Plains Wind, LLC (100%; Class A Tax Equity Member)
Cottonwood Wind Project Holdings, LLC (100%; Sole Member)
Cottonwood Wind Project, LLC (100%; Sole Member)
Golden Hills North Wind, LLC (100%; Sole Member)
Golden Hills Interconnection, LLC (32.4%; Member)
NextEra Energy Bluff Point, LLC (100%; Sole Member)
NextEra Desert Sunlight Holdings, LLC (99.8%; Member)
Desert Sunlight Investment Holdings, LLC (50%; Managing Member)
Desert Sunlight Holdings, LLC (100%; Sole Member)
Desert Sunlight 250, LLC (100%; Sole Member)
Desert Sunlight 300, LLC (100%; Sole Member)
Nutmeg Solar Holdings, LLC (33.3%; Member)
Nutmeg Solar, LLC (100%; Sole Member)
Palomino Wind Holdings, LLC (100%; Sole Member)
Palomino Wind, LLC (100%; Class A Tax Equity Member)
Kingman Wind Energy I, LLC (100%; Sole Member)
Kingman Wind Energy II, LLC (100%; Sole Member)
Prairie View Wind Holdings, LLC (100%; Sole Member)
Ninnescah Wind Energy LLC (100%; Sole Member)
Seiling Wind Investments, LLC (100%; Sole Member)
Seiling Wind Holdings, LLC (100%; Sole Member)
Seiling Wind Portfolio, LLC (100%; Class A Tax Equity Member)
Seiling Wind II, LLC (100%; Sole Member)
Seiling Wind Interconnection Services, LLC (33%; Member)
Seiling Wind, LLC (100%; Sole Member)
Seiling Wind Interconnection Services, LLC (67%; Managing Member)
Shaw Creek Solar Holdings, LLC (33.3%; Member)
Shaw Creek Solar, LLC (100%; Sole Member)
Solar Holdings Portfolio 12, LLC (100%; Class C Member)
DG Portfolio 2019 Holdings, LLC (100%; Sole Member)
DG Portfolio 2019, LLC (100%; Sole Member)
DG Amaze, LLC (100%; Sole Member)
DG California Solar, LLC (100%; Sole Member)
DG Colorado Solar, LLC (100%; Sole Member)
DG LF Solar, LLC (100%; Sole Member)
DG Minnesota CSG 1, LLC (100%; Sole Member)
DG Minnesota CSG, LLC (100%; Sole Member)
DG New Jersey Solar, LLC (100%; Sole Member)
DG New York Solar, LLC (100%; Sole Member)
DG Northeast Solar, LLC (100%; Sole Member)
DG SUNY Solar 1, LLC (100%; Sole Member)
DG Southwest Solar Portfolio 2019, LLC (100%; Sole Member)
DG Waipio, LLC (100%; Sole Member)
Pacific Energy Solutions LLC (100%; Sole Member)
HL Solar LLC (100%; Sole Member)
W2 Solar Holdings, LLC (100%; Sole Member)
Sierra Solar Funding, LLC (100%; Sole Member)
Sierra Solar Holdings, LLC (100%; Sole Member)

Westside Solar, LLC (100%; Sole Member)
 Whitney Point Solar, LLC (100%; Sole Member)
 Southwest Solar Holdings, LLC (100%; Member)
 Hatch Solar Energy Center I LLC (100%; Sole Member)
 Sunlight Renewables Holdings, LLC (100%; Class A Member)
 Sunlight Renewables Class A Holdings, LLC (100%; Sole Member)
 Sunlight Renewables, LLC (100%; Class A Member)
 Sunlight Storage, LLC (100%; Sole Member)
 VMCLR Holdings, LLC (100%; Sole Member)
 Indigo Plains Solar Class B Holdings, LLC (100%; Sole Member)
 Indigo Plains Solar, LLC (100%; Class B Tax Equity Member)
 Chaves County Solar, LLC (100%; Sole Member)
 Chaves County Solar Holdings, LLC (100%; Sole Member)
 Live Oak Solar, LLC (100%; Sole Member)
 River Bend Solar, LLC (100%; Sole Member)
 Indigo Plains Solar Funding, LLC (100%; Sole Member)
 Indigo Plains Solar Holdings, LLC (100%; Sole Member)
 Indigo Plains Solar, LLC (100%; Class A Tax Equity Member)
 Chaves County Solar, LLC (100%; Sole Member)
 Chaves County Solar Holdings, LLC (100%; Sole Member)
 Live Oak Solar, LLC (100%; Sole Member)
 River Bend Solar, LLC (100%; Sole Member)
 Whiptail-Montezuma Funding, LLC (100%; Sole Member)
 Whiptail-Montezuma Holdings, LLC (100%; Sole Member)
 Montezuma Wind Holdings II, LLC (100%; Sole Member)
 NextEra Energy Montezuma II Wind, LLC (100%; Sole Member)
 Southwest Wind Class A Holdings, LLC (100%; Class A Member)
 Whiptail Wind, LLC (100%; Class A Tax Equity Member)
 Casa Mesa Wind, LLC (100%; Sole Member)
 Casa Mesa Wind Investments, LLC (100%; Sole Member)
 Langdon Renewables, LLC (100%; Sole Member)
 New Mexico Wind, LLC (100%; Sole Member)
 Pacific Power Investments, LLC (100%; Sole Member)
 Southwest Wind Class A Holdings, LLC (100%; Class B Member)
 Whiptail Wind, LLC (100%; Class A Tax Equity Member)
 Casa Mesa Wind, LLC (100%; Sole Member)
 Casa Mesa Wind Investments, LLC (100%; Sole Member)
 Langdon Renewables, LLC (100%; Sole Member)
 New Mexico Wind, LLC (100%; Sole Member)
 Pacific Power Investments, LLC (100%; Sole Member)
 Windstar Portfolio, LLC (100%; Sole Member)
 Tusk Wind Holdings II, LLC (100%; Sole Member)
 Windstar Energy, LLC (100%; Sole Member)
 NextEra Energy Partners Constructors, LLC (100%; Sole Member)
 NextEra Energy Partners Solar Acquisitions, LLC (100%; Sole Member)
 Adelanto CA II, LLC (100%; Sole Member)
 Adelanto Solar Funding, LLC (50.01%; Member)
 Adelanto Solar Holdings, LLC (100%; Sole Member)
 Adelanto Solar II, LLC (100%; Sole Member)
 Adelanto Solar, LLC (100%; Sole Member)
 McCoy CA II, LLC (100%; Sole Member)
 McCoy Solar Holdings, LLC (50.01%; Member)
 McCoy Solar Funding, LLC (100%; Sole Member)
 McCoy Solar, LLC (100%; Sole Member)
 NextEra Desert Center Blythe, LLC (50%; Member)
 NextEra Energy Partners Ventures, LLC (100%; Sole Member)
 NET Holdings Management, LLC (100%; Sole Member)

NextEra Energy Partners Pipelines Holdings, LLC (100%; Sole Member)
NextEra Energy Partners Pipelines, LLC (100%; Managing Member)
Meade Pipeline Investment Holdings, LLC (100%; Sole Member)
Meade Pipeline Investment, LLC (100%; Sole Member)
Meade Pipeline Co LLC (75%; Managing Member)
Redwood Meade Pipeline, LLC (100%; Sole Member)
Redwood Midstream, LLC (90%; Managing Member)
Redwood Meade Midstream MPC, LLC (100%; Sole Member)
Meade Pipeline Co LLC (15%; Member)
River Road Interests LLC (100%; Sole Member)
Meade Pipeline Co LLC (10%; Member)
Redwood Midstream, LLC (10%; Member)
Redwood Meade Midstream MPC, LLC (100%; Sole Member)
Meade Pipeline Co LLC (15%; Member)
River Road Interests LLC (100%; Sole Member)
Meade Pipeline Co LLC (10%; Member)
South Texas Midstream Holdings, LLC (100%; Sole Member)
South Texas Midstream, LLC (100%; Class B Member)
South Texas Midstream, LLC (100%; Class A Member)
Northern Colorado Wind Energy, LLC (100%; Sole Member)
Palo Duro Wind Portfolio, LLC (100%; Sole Member)
Palo Duro Wind Project Holdings, LLC (100%; Sole Member)
Palo Duro Wind Energy, LLC (100%; Sole Member)
Palo Duro Wind Interconnection Services, LLC (88%; Managing Member)
Shafter Solar Portfolio, LLC (100%; Sole Member)
Shafter Solar Holdings, LLC (100%; Sole Member)
Shafter Solar, LLC (100%; Sole Member)
Tusk Wind Holdings III, LLC (100%; Sole Member)
Granite Reliable Power, LLC (100%; Sole Member)
NextEra Energy Partners, LP (51.4751%; Limited Partner)
NextEra Energy Operating Partners GP, LLC (100%; Sole Member)
NextEra Energy Operating Partners, LP (100%; General Partner)
NextEra Energy US Partners Holdings, LLC (100%; Sole Member)
GR Bage (NEP), LLC (100%; Sole Member)
Genesis Purchaser Holdings, LLC (100%; Sole Member)
Genesis Purchaser, LLC (100%; Sole Member)
Genesis Solar Funding Holdings, LLC (100%; Sole Member)
Genesis Solar Funding, LLC (100%; Sole Member)
Genesis Solar Holdings, LLC (100%; Class A Tax Equity Member)
Elk City Wind, LLC (100%; Sole Member)
Genesis Solar, LLC (100%; Sole Member)
NextEra Desert Center Blythe, LLC (50%; Member)
Golden Plains Class A Holdings, LLC (100%; Sole Member)
Golden Plains, LLC (100%; Class A Member)
Baldwin Wind Energy, LLC (100%; Sole Member)
Northern Colorado Wind Energy Center II, LLC (100%; Sole Member)
Northern Colorado Interconnect, LLC (12.9%; Member)
Northern Colorado Wind Energy Center, LLC (100%; Sole Member)
Northern Colorado Interconnect, LLC (87.1%; Managing Member)
Wilmot Energy Center, LLC (100%; Sole Member)
Pine Brooke Class A Holdings, LLC (40%; Member)
Pine Brooke, LLC (100%; Class A Tax Equity Member)
Blue Summit III Wind, LLC (100%; Sole Member)
Blue Summit Interconnection, LLC (25%; Member)
Harmony Florida Solar, LLC (100%; Sole Member)

Ponderosa Wind, LLC (100%; Sole Member)
Saint Solar, LLC (100%; Sole Member)
Sanford Airport Solar, LLC (100%; Sole Member)
Soldier Creek Wind, LLC (100%; Sole Member)
Taylor Creek Solar, LLC (100%; Sole Member)
NextEra Energy Partners Acquisitions, LLC (100%; Sole Member)
Baldwin Wind, LLC (100%; Sole Member)
Bayhawk Wind Portfolio, LLC (100%; Sole Member)
Bayhawk Wind Holdings, LLC (100%; Sole Member)
Bayhawk Wind, LLC (100%; Class A Member)
Cedar Bluff Wind, LLC (100%; Sole Member)
Golden Hills Wind, LLC (100%; Sole Member)
Golden Hills Interconnection, LLC (67.6%; Managing Member)
Coram Portfolio II, LLC (100%; Sole Member)
Tusk Wind Holdings V, LLC (100%; Sole Member)
RET Coram Tehachapi Wind GP, LLC (100%; Sole Member)
Coram California Development, L.P. (0.01%; General Partner)
RET Tehachapi Wind Development, LLC (100%; Sole Member)
Coram California Development, L.P. (99.99%; Limited Partner)
Coram Portfolio, LLC (100%; Sole Member)
Tusk Wind Holdings IV, LLC (100%; Sole Member)
Coram Energy LLC (100%; Sole Member)
Coram Tehachapi, LLC (100%; Sole Member)
HW CA Holdings, LLC (100%; Member)
High Winds, LLC (100%; Sole Member)
Javelina Wind Funding, LLC (100%; Sole Member)
Javelina Wind Energy Holdings, LLC (100%; Sole Member)
Javelina Wind Energy, LLC (100%; Sole Member)
Javelina Interconnection, LLC (55%; Managing Member)
Mammoth Plains Wind Project Holdings, LLC (100%; Sole Member)
Mammoth Plains Wind Project, LLC (100%; Class A Member)
Meadowlark Wind, LLC (100%; Sole Member)
NEP Renewables Holdings II, LLC (100%; Sole Member)
NEP Renewables II, LLC (100%; Managing Member)
Ashtabula Wind II, LLC (100%; Sole Member)
Ashtabula Wind III, LLC (100%; Sole Member)
FPL Energy Vansycle L.L.C. (100%; Sole Member)
Garden Wind, LLC (100%; Sole Member)
Perrin Ranch Wind, LLC (100%; Sole Member)
Rosmar Portfolio, LLC (100%; Sole Member)
Rosmar Holdings, LLC (100%; Member)
Marshall Solar, LLC (100%; Sole Member)
Roswell Solar, LLC (100%; Sole Member)
Roswell Solar Holdings, LLC (100%; Sole Member)
SSSS Holdings, LLC (100%; Sole Member)
Silver State South Solar, LLC (49.99%; Managing Member)
Silver State Solar Power South, LLC (100%; Sole Member)
Tuscola Bay Wind, LLC (100%; Sole Member)
White Oak Energy Holdings, LLC (100%; Sole Member)
White Oak Energy LLC (100%; Sole Member)
NEP Renewables Holdings III, LLC (100%; Sole Member)
NEP Renewables III, LLC (50%; Class B Member)
Star Moon Holdings, LLC (100%; Class A Member)
Moonlight Bay Class A Holdings, LLC (100%; Sole Member)
Moonlight Bay Renewables, LLC (100%; Class A Member)
Dodge Flat Solar, LLC (100%; Sole Member)
Elora Solar, LLC (100%; Sole Member)

Fish Springs Ranch Solar, LLC (100%; Sole Member)
Little Blue Wind Project, LLC (100%; Sole Member)
Minco Wind Energy III, LLC (100%; Sole Member)
Minco IV & V Interconnection, LLC (27.04%; Managing Member)
White Mesa Wind, LLC (100%; Sole Member)
Stargrass Class A Holdings, LLC (100%; Sole Member)
Stargrass, LLC (100%; Class A Member)
Borderlands Wind, LLC (100%; Sole Member)
Borderlands Wind Holdings, LLC (100%; Sole Member)
Cool Springs Solar, LLC (100%; Sole Member)
Ensign Wind Energy, LLC (100%; Sole Member)
Hubbard Wind, LLC (100%; Sole Member)
Irish Creek Wind, LLC (100%; Sole Member)
Quinebaug Solar, LLC (100%; Sole Member)
Quitman II Solar, LLC (100%; Sole Member)
NEP Renewables III, LLC (100%; Class A Member)
Star Moon Holdings, LLC (100%; Class A Member)
Moonlight Bay Class A Holdings, LLC (100%; Sole Member)
Moonlight Bay Renewables, LLC (100%; Class A Member)
Dodge Flat Solar, LLC (100%; Sole Member)
Elora Solar, LLC (100%; Sole Member)
Fish Springs Ranch Solar, LLC (100%; Sole Member)
Little Blue Wind Project, LLC (100%; Sole Member)
Minco Wind Energy III, LLC (100%; Sole Member)
Minco IV & V Interconnection, LLC (27.04%; Managing Member)
White Mesa Wind, LLC (100%; Sole Member)
Stargrass Class A Holdings, LLC (100%; Sole Member)
Stargrass, LLC (100%; Class A Member)
Borderlands Wind, LLC (100%; Sole Member)
Borderlands Wind Holdings, LLC (100%; Sole Member)
Cool Springs Solar, LLC (100%; Sole Member)
Ensign Wind Energy, LLC (100%; Sole Member)
Hubbard Wind, LLC (100%; Sole Member)
Irish Creek Wind, LLC (100%; Sole Member)
Quinebaug Solar, LLC (100%; Sole Member)
Quitman II Solar, LLC (100%; Sole Member)
NEP Renewables Holdings IV, LLC (100%; Sole Member)
NEP Renewables IV, LLC (100%; Class A Member)
Alta Wind Portfolio, LLC (100%; Sole Member)
Tusk Wind Holdings, LLC (100%; Sole Member)
Alta Wind VIII, LLC (100%; Sole Member)
Dogwood Wind Holdings, LLC (100%; Sole Member)
Dogwood Wind, LLC (100%; Class A Tax Equity Member)
Oliver Wind III, LLC (100%; Sole Member)
Osborn Wind Energy, LLC (100%; Sole Member)
Elk City Sholes Holdings, LLC (100%; Sole Member)
Elk City II Wind Funding, LLC (100%; Sole Member)
Southwest Wind, LLC (100%; Class A Tax Equity Member)
Elk City Renewables II, LLC (100%; Sole Member)
Sholes Wind Funding, LLC (100%; Sole Member)
Sholes Wind Class A Holdings, LLC (100%; Sole Member)
Sholes Wind, LLC (100%; Class A Member)
Emerald Breeze Holdings, LLC (100%; Class A Member)
Emerald Breeze Class A Holdings, LLC (100%; Sole Member)
Emerald Breeze, LLC (100%; Class A Member)
Appaloosa Run Wind, LLC (100%; Sole Member)

Eight Point Wind, LLC (100%; Sole Member)
 Great Prairie Wind, LLC (100%; Sole Member)
 Yellow Pine Solar, LLC (100%; Sole Member)
 Yellow Pine Solar Interconnect, LLC (50%; Managing Member)
 Golden West Wind Holdings, LLC (100%; Sole Member)
 Golden West Power Partners, LLC (100%; Class A Tax Equity Member)
 Nokota Wind Holdings, LLC (100%; Sole Member)
 Nokota Wind, LLC (100%; Class A Tax Equity Member)
 Brady Wind II, LLC (100%; Sole Member)
 Brady Interconnection, LLC (50%; Member)
 Brady Wind, LLC (100%; Sole Member)
 Brady Interconnection, LLC (50%; Managing Member)
 Sac County Wind Holdings, LLC (100%; Sole Member)
 Sac County Wind Class A Holdings, LLC (100%; Class A Member)
 Sac County Wind, LLC (100%; Class A Member)
 NEP Renewables IV, LLC (31.2%; Class B Member)
 Alta Wind Portfolio, LLC (100%; Sole Member)
 Tusk Wind Holdings, LLC (100%; Sole Member)
 Alta Wind VIII, LLC (100%; Sole Member)
 Dogwood Wind Holdings, LLC (100%; Sole Member)
 Dogwood Wind, LLC (100%; Class A Tax Equity Member)
 Oliver Wind III, LLC (100%; Sole Member)
 Osborn Wind Energy, LLC (100%; Sole Member)
 Elk City Sholes Holdings, LLC (100%; Sole Member)
 Elk City II Wind Funding, LLC (100%; Sole Member)
 Southwest Wind, LLC (100%; Class A Tax Equity Member)
 Elk City Renewables II, LLC (100%; Sole Member)
 Sholes Wind Funding, LLC (100%; Sole Member)
 Sholes Wind Class A Holdings, LLC (100%; Sole Member)
 Sholes Wind, LLC (100%; Class A Member)
 Emerald Breeze Holdings, LLC (100%; Class A Member)
 Emerald Breeze Class A Holdings, LLC (100%; Sole Member)
 Emerald Breeze, LLC (100%; Class A Member)
 Appaloosa Run Wind, LLC (100%; Sole Member)
 Eight Point Wind, LLC (100%; Sole Member)
 Great Prairie Wind, LLC (100%; Sole Member)
 Yellow Pine Solar, LLC (100%; Sole Member)
 Yellow Pine Solar Interconnect, LLC (50%; Managing Member)
 Golden West Wind Holdings, LLC (100%; Sole Member)
 Golden West Power Partners, LLC (100%; Class A Tax Equity Member)
 Nokota Wind Holdings, LLC (100%; Sole Member)
 Nokota Wind, LLC (100%; Class A Tax Equity Member)
 Brady Wind II, LLC (100%; Sole Member)
 Brady Interconnection, LLC (50%; Member)
 Brady Wind, LLC (100%; Sole Member)
 Brady Interconnection, LLC (50%; Managing Member)
 Sac County Wind Holdings, LLC (100%; Sole Member)
 Sac County Wind Class A Holdings, LLC (100%; Class A Member)
 Sac County Wind, LLC (100%; Class A Member)
 NEP Renewables Holdings, LLC (100%; Sole Member)
 NEP Renewables, LLC (100%; Sole Member)
 Breckinridge Wind Class A Holdings, LLC (100%; Sole Member)
 Breckinridge Wind Project, LLC (100%; Class A Tax Equity Member)

Carousel Wind Holdings, LLC (100%; Sole Member)
 Carousel Wind Farm, LLC (100%; Class A Tax Equity Member)
Monarch Wind Holdings, LLC (100%; Sole Member)
 Monarch Wind, LLC (100%; Class A Tax Equity Member)
 Javelina Wind Holdings II, LLC (100%; Sole Member)
 Javelina Wind Energy II, LLC (100%; Sole Member)
 Javelina Interconnection, LLC (45%; Member)
 Rush Springs Wind Energy, LLC (100%; Sole Member)
Mountain View Solar Holdings, LLC (100%; Sole Member)
 Mountain View Solar, LLC (100%; Sole Member)
Pacific Plains Wind Class A Holdings, LLC (100%; Sole Member)
 Pacific Plains Wind, LLC (100%; Class A Tax Equity Member)
 Cottonwood Wind Project Holdings, LLC (100%; Sole Member)
 Cottonwood Wind Project, LLC (100%; Sole Member)
 Golden Hills North Wind, LLC (100%; Sole Member)
 Golden Hills Interconnection, LLC (32.4%; Member)
 NextEra Energy Bluff Point, LLC (100%; Sole Member)
NextEra Desert Sunlight Holdings, LLC (99.8%; Member)
 Desert Sunlight Investment Holdings, LLC (50%; Managing Member)
 Desert Sunlight Holdings, LLC (100%; Sole Member)
 Desert Sunlight 250, LLC (100%; Sole Member)
 Desert Sunlight 300, LLC (100%; Sole Member)
Nutmeg Solar Holdings, LLC (33.3%; Member)
 Nutmeg Solar, LLC (100%; Sole Member)
Palomino Wind Holdings, LLC (100%; Sole Member)
 Palomino Wind, LLC (100%; Class A Tax Equity Member)
 Kingman Wind Energy I, LLC (100%; Sole Member)
 Kingman Wind Energy II, LLC (100%; Sole Member)
 Prairie View Wind Holdings, LLC (100%; Sole Member)
 Ninnescah Wind Energy LLC (100%; Sole Member)
Seiling Wind Investments, LLC (100%; Sole Member)
 Seiling Wind Holdings, LLC (100%; Sole Member)
 Seiling Wind Portfolio, LLC (100%; Class A Tax Equity Member)
 Seiling Wind II, LLC (100%; Sole Member)
 Seiling Wind Interconnection Services, LLC (33%; Member)
 Seiling Wind, LLC (100%; Sole Member)
 Seiling Wind Interconnection Services, LLC (67%; Managing Member)
Shaw Creek Solar Holdings, LLC (33.3%; Member)
 Shaw Creek Solar, LLC (100%; Sole Member)
Solar Holdings Portfolio 12, LLC (100%; Class C Member)
 DG Portfolio 2019 Holdings, LLC (100%; Sole Member)
 DG Portfolio 2019, LLC (100%; Sole Member)
 DG Amaze, LLC (100%; Sole Member)
 DG California Solar, LLC (100%; Sole Member)
 DG Colorado Solar, LLC (100%; Sole Member)
 DG LF Solar, LLC (100%; Sole Member)
 DG Minnesota CSG 1, LLC (100%; Sole Member)
 DG Minnesota CSG, LLC (100%; Sole Member)
 DG New Jersey Solar, LLC (100%; Sole Member)
 DG New York Solar, LLC (100%; Sole Member)
 DG Northeast Solar, LLC (100%; Sole Member)
 DG SUNY Solar 1, LLC (100%; Sole Member)
 DG Southwest Solar Portfolio 2019, LLC (100%; Sole Member)
DG Waipio, LLC (100%; Sole Member)
 Pacific Energy Solutions LLC (100%; Sole Member)
HL Solar LLC (100%; Sole Member)

W2 Solar Holdings, LLC (100%; Sole Member)
Sierra Solar Funding, LLC (100%; Sole Member)
Sierra Solar Holdings, LLC (100%; Sole Member)
Westside Solar, LLC (100%; Sole Member)
Whitney Point Solar, LLC (100%; Sole Member)
Southwest Solar Holdings, LLC (100%; Member)
Hatch Solar Energy Center I LLC (100%; Sole Member)
Sunlight Renewables Holdings, LLC (100%; Class A Member)
Sunlight Renewables Class A Holdings, LLC (100%; Sole Member)
Sunlight Renewables, LLC (100%; Class A Member)
Sunlight Storage, LLC (100%; Sole Member)
VMCLR Holdings, LLC (100%; Sole Member)
Indigo Plains Solar Class B Holdings, LLC (100%; Sole Member)
Indigo Plains Solar, LLC (100%; Class B Tax Equity Member)
Chaves County Solar, LLC (100%; Sole Member)
Chaves County Solar Holdings, LLC (100%; Sole Member)
Live Oak Solar, LLC (100%; Sole Member)
River Bend Solar, LLC (100%; Sole Member)
Indigo Plains Solar Funding, LLC (100%; Sole Member)
Indigo Plains Solar Holdings, LLC (100%; Sole Member)
Indigo Plains Solar, LLC (100%; Class A Tax Equity Member)
Chaves County Solar, LLC (100%; Sole Member)
Chaves County Solar Holdings, LLC (100%; Sole Member)
Live Oak Solar, LLC (100%; Sole Member)
River Bend Solar, LLC (100%; Sole Member)
Whiptail-Montezuma Funding, LLC (100%; Sole Member)
Whiptail-Montezuma Holdings, LLC (100%; Sole Member)
Montezuma Wind Holdings II, LLC (100%; Sole Member)
NextEra Energy Montezuma II Wind, LLC (100%; Sole Member)
Southwest Wind Class A Holdings, LLC (100%; Class A Member)
Whiptail Wind, LLC (100%; Class A Tax Equity Member)
Casa Mesa Wind, LLC (100%; Sole Member)
Casa Mesa Wind Investments, LLC (100%; Sole Member)
Langdon Renewables, LLC (100%; Sole Member)
New Mexico Wind, LLC (100%; Sole Member)
Pacific Power Investments, LLC (100%; Sole Member)
Southwest Wind Class A Holdings, LLC (100%; Class B Member)
Whiptail Wind, LLC (100%; Class A Tax Equity Member)
Casa Mesa Wind, LLC (100%; Sole Member)
Casa Mesa Wind Investments, LLC (100%; Sole Member)
Langdon Renewables, LLC (100%; Sole Member)
New Mexico Wind, LLC (100%; Sole Member)
Pacific Power Investments, LLC (100%; Sole Member)
Windstar Portfolio, LLC (100%; Sole Member)
Tusk Wind Holdings II, LLC (100%; Sole Member)
Windstar Energy, LLC (100%; Sole Member)
NextEra Energy Partners Constructors, LLC (100%; Sole Member)
NextEra Energy Partners Solar Acquisitions, LLC (100%; Sole Member)
Adelanto CA II, LLC (100%; Sole Member)
Adelanto Solar Funding, LLC (50.01%; Member)
Adelanto Solar Holdings, LLC (100%; Sole Member)
Adelanto Solar II, LLC (100%; Sole Member)
Adelanto Solar, LLC (100%; Sole Member)
McCoy CA II, LLC (100%; Sole Member)
McCoy Solar Holdings, LLC (50.01%; Member)
McCoy Solar Funding, LLC (100%; Sole Member)
McCoy Solar, LLC (100%; Sole Member)

NextEra Desert Center Blythe, LLC (50%; Member)
 NextEra Energy Partners Ventures, LLC (100%; Sole Member)
 NET Holdings Management, LLC (100%; Sole Member)
 NextEra Energy Partners Pipelines Holdings, LLC (100%; Sole Member)
 NextEra Energy Partners Pipelines, LLC (100%; Managing Member)
 Meade Pipeline Investment Holdings, LLC (100%; Sole Member)
 Meade Pipeline Investment, LLC (100%; Sole Member)
 Meade Pipeline Co LLC (75%; Managing Member)
 Redwood Meade Pipeline, LLC (100%; Sole Member)
 Redwood Midstream, LLC (90%; Managing Member)
 Redwood Meade Midstream MPC, LLC (100%; Sole Member)
 Meade Pipeline Co LLC (15%; Member)
 River Road Interests LLC (100%; Sole Member)
 Meade Pipeline Co LLC (10%; Member)
 Redwood Midstream, LLC (10%; Member)
 Redwood Meade Midstream MPC, LLC (100%; Sole Member)
 Meade Pipeline Co LLC (15%; Member)
 River Road Interests LLC (100%; Sole Member)
 Meade Pipeline Co LLC (10%; Member)
 South Texas Midstream Holdings, LLC (100%; Sole Member)
 South Texas Midstream, LLC (100%; Class B Member)
 South Texas Midstream, LLC (100%; Class A Member)
 Northern Colorado Wind Energy, LLC (100%; Sole Member)
 Palo Duro Wind Portfolio, LLC (100%; Sole Member)
 Palo Duro Wind Project Holdings, LLC (100%; Sole Member)
 Palo Duro Wind Energy, LLC (100%; Sole Member)
 Palo Duro Wind Interconnection Services, LLC (88%; Managing Member)
 Shafter Solar Portfolio, LLC (100%; Sole Member)
 Shafter Solar Holdings, LLC (100%; Sole Member)
 Shafter Solar, LLC (100%; Sole Member)
 Tusk Wind Holdings III, LLC (100%; Sole Member)
 Granite Reliable Power, LLC (100%; Sole Member)
 NextEra Energy Operating Partners, LP (48.525%; Limited Partner)
 NextEra Energy US Partners Holdings, LLC (100%; Sole Member)
 GR Bage (NEP), LLC (100%; Sole Member)
 Genesis Purchaser Holdings, LLC (100%; Sole Member)
 Genesis Purchaser, LLC (100%; Sole Member)
 Genesis Solar Funding Holdings, LLC (100%; Sole Member)
 Genesis Solar Funding, LLC (100%; Sole Member)
 Genesis Solar Holdings, LLC (100%; Class A Tax Equity Member)
 Elk City Wind, LLC (100%; Sole Member)
 Genesis Solar, LLC (100%; Sole Member)
 NextEra Desert Center Blythe, LLC (50%; Member)
 Golden Plains Class A Holdings, LLC (100%; Sole Member)
 Golden Plains, LLC (100%; Class A Member)
 Baldwin Wind Energy, LLC (100%; Sole Member)
 Northern Colorado Wind Energy Center II, LLC (100%; Sole Member)
 Northern Colorado Interconnect, LLC (12.9%; Member)
 Northern Colorado Wind Energy Center, LLC (100%; Sole Member)
 Northern Colorado Interconnect, LLC (87.1%; Managing Member)
 Wilmot Energy Center, LLC (100%; Sole Member)
 Pine Brooke Class A Holdings, LLC (40%; Member)
 Pine Brooke, LLC (100%; Class A Tax Equity Member)
 Blue Summit III Wind, LLC (100%; Sole Member)

Blue Summit Interconnection, LLC (25%; Member)
Harmony Florida Solar, LLC (100%; Sole Member)
Ponderosa Wind, LLC (100%; Sole Member)
Saint Solar, LLC (100%; Sole Member)
Sanford Airport Solar, LLC (100%; Sole Member)
Soldier Creek Wind, LLC (100%; Sole Member)
Taylor Creek Solar, LLC (100%; Sole Member)
NextEra Energy Partners Acquisitions, LLC (100%; Sole Member)
Baldwin Wind, LLC (100%; Sole Member)
Bayhawk Wind Portfolio, LLC (100%; Sole Member)
Bayhawk Wind Holdings, LLC (100%; Sole Member)
Bayhawk Wind, LLC (100%; Class A Member)
Cedar Bluff Wind, LLC (100%; Sole Member)
Golden Hills Wind, LLC (100%; Sole Member)
Golden Hills Interconnection, LLC (67.6%; Managing Member)
Coram Portfolio II, LLC (100%; Sole Member)
Tusk Wind Holdings V, LLC (100%; Sole Member)
RET Coram Tehachapi Wind GP, LLC (100%; Sole Member)
Coram California Development, L.P. (0.01%; General Partner)
RET Tehachapi Wind Development, LLC (100%; Sole Member)
Coram California Development, L.P. (99.99%; Limited Partner)
Coram Portfolio, LLC (100%; Sole Member)
Tusk Wind Holdings IV, LLC (100%; Sole Member)
Coram Energy LLC (100%; Sole Member)
Coram Tehachapi, LLC (100%; Sole Member)
HW CA Holdings, LLC (100%; Member)
High Winds, LLC (100%; Sole Member)
Javelina Wind Funding, LLC (100%; Sole Member)
Javelina Wind Energy Holdings, LLC (100%; Sole Member)
Javelina Wind Energy, LLC (100%; Sole Member)
Javelina Interconnection, LLC (55%; Managing Member)
Mammoth Plains Wind Project Holdings, LLC (100%; Sole Member)
Mammoth Plains Wind Project, LLC (100%; Class A Member)
Meadowlark Wind, LLC (100%; Sole Member)
NEP Renewables Holdings II, LLC (100%; Sole Member)
NEP Renewables II, LLC (100%; Managing Member)
Ashtabula Wind II, LLC (100%; Sole Member)
Ashtabula Wind III, LLC (100%; Sole Member)
FPL Energy Vansycle L.L.C. (100%; Sole Member)
Garden Wind, LLC (100%; Sole Member)
Perrin Ranch Wind, LLC (100%; Sole Member)
Rosmar Portfolio, LLC (100%; Sole Member)
Rosmar Holdings, LLC (100%; Member)
Marshall Solar, LLC (100%; Sole Member)
Roswell Solar, LLC (100%; Sole Member)
Roswell Solar Holdings, LLC (100%; Sole Member)
SSSS Holdings, LLC (100%; Sole Member)
Silver State South Solar, LLC (49.99%; Managing Member)
Silver State Solar Power South, LLC (100%; Sole Member)
Tuscola Bay Wind, LLC (100%; Sole Member)
White Oak Energy Holdings, LLC (100%; Sole Member)
White Oak Energy LLC (100%; Sole Member)
NEP Renewables Holdings III, LLC (100%; Sole Member)
NEP Renewables III, LLC (50%; Class B Member)
Star Moon Holdings, LLC (100%; Class A Member)
Moonlight Bay Class A Holdings, LLC (100%; Sole Member)
Moonlight Bay Renewables, LLC (100%; Class A Member)

Dodge Flat Solar, LLC (100%; Sole Member)
 Elora Solar, LLC (100%; Sole Member)
 Fish Springs Ranch Solar, LLC (100%; Sole Member)
 Little Blue Wind Project, LLC (100%; Sole Member)
 Minco Wind Energy III, LLC (100%; Sole Member)
 Minco IV & V Interconnection, LLC (27.04%; Managing Member)
 White Mesa Wind, LLC (100%; Sole Member)
 Stargrass Class A Holdings, LLC (100%; Sole Member)
 Stargrass, LLC (100%; Class A Member)
 Borderlands Wind, LLC (100%; Sole Member)
 Borderlands Wind Holdings, LLC (100%; Sole Member)
 Cool Springs Solar, LLC (100%; Sole Member)
 Ensign Wind Energy, LLC (100%; Sole Member)
 Hubbard Wind, LLC (100%; Sole Member)
 Irish Creek Wind, LLC (100%; Sole Member)
 Quinebaug Solar, LLC (100%; Sole Member)
 Quitman II Solar, LLC (100%; Sole Member)
 NEP Renewables III, LLC (100%; Class A Member)
 Star Moon Holdings, LLC (100%; Class A Member)
 Moonlight Bay Class A Holdings, LLC (100%; Sole Member)
 Moonlight Bay Renewables, LLC (100%; Class A Member)
 Dodge Flat Solar, LLC (100%; Sole Member)
 Elora Solar, LLC (100%; Sole Member)
 Fish Springs Ranch Solar, LLC (100%; Sole Member)
 Little Blue Wind Project, LLC (100%; Sole Member)
 Minco Wind Energy III, LLC (100%; Sole Member)
 Minco IV & V Interconnection, LLC (27.04%; Managing Member)
 White Mesa Wind, LLC (100%; Sole Member)
 Stargrass Class A Holdings, LLC (100%; Sole Member)
 Stargrass, LLC (100%; Class A Member)
 Borderlands Wind, LLC (100%; Sole Member)
 Borderlands Wind Holdings, LLC (100%; Sole Member)
 Cool Springs Solar, LLC (100%; Sole Member)
 Ensign Wind Energy, LLC (100%; Sole Member)
 Hubbard Wind, LLC (100%; Sole Member)
 Irish Creek Wind, LLC (100%; Sole Member)
 Quinebaug Solar, LLC (100%; Sole Member)
 Quitman II Solar, LLC (100%; Sole Member)
 NEP Renewables Holdings IV, LLC (100%; Sole Member)
 NEP Renewables IV, LLC (100%; Class A Member)
 Alta Wind Portfolio, LLC (100%; Sole Member)
 Tusk Wind Holdings, LLC (100%; Sole Member)
 Alta Wind VIII, LLC (100%; Sole Member)
 Dogwood Wind Holdings, LLC (100%; Sole Member)
 Dogwood Wind, LLC (100%; Class A Tax Equity Member)
 Oliver Wind III, LLC (100%; Sole Member)
 Osborn Wind Energy, LLC (100%; Sole Member)
 Elk City Sholes Holdings, LLC (100%; Sole Member)
 Elk City II Wind Funding, LLC (100%; Sole Member)
 Southwest Wind, LLC (100%; Class A Tax Equity Member)
 Elk City Renewables II, LLC (100%; Sole Member)
 Sholes Wind Funding, LLC (100%; Sole Member)
 Sholes Wind Class A Holdings, LLC (100%; Sole Member)
 Sholes Wind, LLC (100%; Class A Member)
 Emerald Breeze Holdings, LLC (100%; Class A Member)
 Emerald Breeze Class A Holdings, LLC (100%; Sole Member)
 Emerald Breeze, LLC (100%; Class A Member)

Appaloosa Run Wind, LLC (100%; Sole Member)
 Eight Point Wind, LLC (100%; Sole Member)
 Great Prairie Wind, LLC (100%; Sole Member)
 Yellow Pine Solar, LLC (100%; Sole Member)
 Yellow Pine Solar Interconnect, LLC (50%; Managing Member)
 Golden West Wind Holdings, LLC (100%; Sole Member)
 Golden West Power Partners, LLC (100%; Class A Tax Equity Member)
 Nokota Wind Holdings, LLC (100%; Sole Member)
 Nokota Wind, LLC (100%; Class A Tax Equity Member)
 Brady Wind II, LLC (100%; Sole Member)
 Brady Interconnection, LLC (50%; Member)
 Brady Wind, LLC (100%; Sole Member)
 Brady Interconnection, LLC (50%; Managing Member)
 Sac County Wind Holdings, LLC (100%; Sole Member)
 Sac County Wind Class A Holdings, LLC (100%; Class A Member)
 Sac County Wind, LLC (100%; Class A Member)
 NEP Renewables IV, LLC (31.2%; Class B Member)
 Alta Wind Portfolio, LLC (100%; Sole Member)
 Tusk Wind Holdings, LLC (100%; Sole Member)
 Alta Wind VIII, LLC (100%; Sole Member)
 Dogwood Wind Holdings, LLC (100%; Sole Member)
 Dogwood Wind, LLC (100%; Class A Tax Equity Member)
 Oliver Wind III, LLC (100%; Sole Member)
 Osborn Wind Energy, LLC (100%; Sole Member)
 Elk City Sholes Holdings, LLC (100%; Sole Member)
 Elk City II Wind Funding, LLC (100%; Sole Member)
 Southwest Wind, LLC (100%; Class A Tax Equity Member)
 Elk City Renewables II, LLC (100%; Sole Member)
 Sholes Wind Funding, LLC (100%; Sole Member)
 Sholes Wind Class A Holdings, LLC (100%; Sole Member)
 Sholes Wind, LLC (100%; Class A Member)
 Emerald Breeze Holdings, LLC (100%; Class A Member)
 Emerald Breeze Class A Holdings, LLC (100%; Sole Member)
 Emerald Breeze, LLC (100%; Class A Member)
 Appaloosa Run Wind, LLC (100%; Sole Member)
 Eight Point Wind, LLC (100%; Sole Member)
 Great Prairie Wind, LLC (100%; Sole Member)
 Yellow Pine Solar, LLC (100%; Sole Member)
 Yellow Pine Solar Interconnect, LLC (50%; Managing Member)
 Golden West Wind Holdings, LLC (100%; Sole Member)
 Golden West Power Partners, LLC (100%; Class A Tax Equity Member)
 Nokota Wind Holdings, LLC (100%; Sole Member)
 Nokota Wind, LLC (100%; Class A Tax Equity Member)
 Brady Wind II, LLC (100%; Sole Member)
 Brady Interconnection, LLC (50%; Member)
 Brady Wind, LLC (100%; Sole Member)
 Brady Interconnection, LLC (50%; Managing Member)
 Sac County Wind Holdings, LLC (100%; Sole Member)
 Sac County Wind Class A Holdings, LLC (100%; Class A Member)
 Sac County Wind, LLC (100%; Class A Member)
 NEP Renewables Holdings, LLC (100%; Sole Member)
 NEP Renewables, LLC (100%; Sole Member)
 Breckinridge Wind Class A Holdings, LLC (100%; Sole Member)
 Breckinridge Wind Project, LLC (100%; Class A Tax Equity Member)
 Carousel Wind Holdings, LLC (100%; Sole Member)
 Carousel Wind Farm, LLC (100%; Class A Tax Equity Member)
 Monarch Wind Holdings, LLC (100%; Sole Member)

Monarch Wind, LLC (100%; Class A Tax Equity Member)
Javelina Wind Holdings II, LLC (100%; Sole Member)
Javelina Wind Energy II, LLC (100%; Sole Member)
Javelina Interconnection, LLC (45%; Member)
Rush Springs Wind Energy, LLC (100%; Sole Member)
Mountain View Solar Holdings, LLC (100%; Sole Member)
Mountain View Solar, LLC (100%; Sole Member)
Pacific Plains Wind Class A Holdings, LLC (100%; Sole Member)
Pacific Plains Wind, LLC (100%; Class A Tax Equity Member)
Cottonwood Wind Project Holdings, LLC (100%; Sole Member)
Cottonwood Wind Project, LLC (100%; Sole Member)
Golden Hills North Wind, LLC (100%; Sole Member)
Golden Hills Interconnection, LLC (32.4%; Member)
NextEra Energy Bluff Point, LLC (100%; Sole Member)
NextEra Desert Sunlight Holdings, LLC (99.8%; Member)
Desert Sunlight Investment Holdings, LLC (50%; Managing Member)
Desert Sunlight Holdings, LLC (100%; Sole Member)
Desert Sunlight 250, LLC (100%; Sole Member)
Desert Sunlight 300, LLC (100%; Sole Member)
Nutmeg Solar Holdings, LLC (33.3%; Member)
Nutmeg Solar, LLC (100%; Sole Member)
Palomino Wind Holdings, LLC (100%; Sole Member)
Palomino Wind, LLC (100%; Class A Tax Equity Member)
Kingman Wind Energy I, LLC (100%; Sole Member)
Kingman Wind Energy II, LLC (100%; Sole Member)
Prairie View Wind Holdings, LLC (100%; Sole Member)
Ninnescah Wind Energy LLC (100%; Sole Member)
Seiling Wind Investments, LLC (100%; Sole Member)
Seiling Wind Holdings, LLC (100%; Sole Member)
Seiling Wind Portfolio, LLC (100%; Class A Tax Equity Member)
Seiling Wind II, LLC (100%; Sole Member)
Seiling Wind Interconnection Services, LLC (33%; Member)
Seiling Wind, LLC (100%; Sole Member)
Seiling Wind Interconnection Services, LLC (67%; Managing Member)
Shaw Creek Solar Holdings, LLC (33.3%; Member)
Shaw Creek Solar, LLC (100%; Sole Member)
Solar Holdings Portfolio 12, LLC (100%; Class C Member)
DG Portfolio 2019 Holdings, LLC (100%; Sole Member)
DG Portfolio 2019, LLC (100%; Sole Member)
DG Amaze, LLC (100%; Sole Member)
DG California Solar, LLC (100%; Sole Member)
DG Colorado Solar, LLC (100%; Sole Member)
DG LF Solar, LLC (100%; Sole Member)
DG Minnesota CSG 1, LLC (100%; Sole Member)
DG Minnesota CSG, LLC (100%; Sole Member)
DG New Jersey Solar, LLC (100%; Sole Member)
DG New York Solar, LLC (100%; Sole Member)
DG Northeast Solar, LLC (100%; Sole Member)
DG SUNY Solar 1, LLC (100%; Sole Member)
DG Southwest Solar Portfolio 2019, LLC (100%; Sole Member)
DG Waipio, LLC (100%; Sole Member)
Pacific Energy Solutions LLC (100%; Sole Member)
HL Solar LLC (100%; Sole Member)
W2 Solar Holdings, LLC (100%; Sole Member)
Sierra Solar Funding, LLC (100%; Sole Member)
Sierra Solar Holdings, LLC (100%; Sole Member)

Westside Solar, LLC (100%; Sole Member)
Whitney Point Solar, LLC (100%; Sole Member)
Southwest Solar Holdings, LLC (100%; Member)
Hatch Solar Energy Center I LLC (100%; Sole Member)
Sunlight Renewables Holdings, LLC (100%; Class A Member)
Sunlight Renewables Class A Holdings, LLC (100%; Sole Member)
Sunlight Renewables, LLC (100%; Class A Member)
Sunlight Storage, LLC (100%; Sole Member)
VMCLR Holdings, LLC (100%; Sole Member)
Indigo Plains Solar Class B Holdings, LLC (100%; Sole Member)
Indigo Plains Solar, LLC (100%; Class B Tax Equity Member)
Chaves County Solar, LLC (100%; Sole Member)
Chaves County Solar Holdings, LLC (100%; Sole Member)
Live Oak Solar, LLC (100%; Sole Member)
River Bend Solar, LLC (100%; Sole Member)
Indigo Plains Solar Funding, LLC (100%; Sole Member)
Indigo Plains Solar Holdings, LLC (100%; Sole Member)
Indigo Plains Solar, LLC (100%; Class A Tax Equity Member)
Chaves County Solar, LLC (100%; Sole Member)
Chaves County Solar Holdings, LLC (100%; Sole Member)
Live Oak Solar, LLC (100%; Sole Member)
River Bend Solar, LLC (100%; Sole Member)
Whiptail-Montezuma Funding, LLC (100%; Sole Member)
Whiptail-Montezuma Holdings, LLC (100%; Sole Member)
Montezuma Wind Holdings II, LLC (100%; Sole Member)
NextEra Energy Montezuma II Wind, LLC (100%; Sole Member)
Southwest Wind Class A Holdings, LLC (100%; Class A Member)
Whiptail Wind, LLC (100%; Class A Tax Equity Member)
Casa Mesa Wind, LLC (100%; Sole Member)
Casa Mesa Wind Investments, LLC (100%; Sole Member)
Langdon Renewables, LLC (100%; Sole Member)
New Mexico Wind, LLC (100%; Sole Member)
Pacific Power Investments, LLC (100%; Sole Member)
Southwest Wind Class A Holdings, LLC (100%; Class B Member)
Whiptail Wind, LLC (100%; Class A Tax Equity Member)
Casa Mesa Wind, LLC (100%; Sole Member)
Casa Mesa Wind Investments, LLC (100%; Sole Member)
Langdon Renewables, LLC (100%; Sole Member)
New Mexico Wind, LLC (100%; Sole Member)
Pacific Power Investments, LLC (100%; Sole Member)
Windstar Portfolio, LLC (100%; Sole Member)
Tusk Wind Holdings II, LLC (100%; Sole Member)
Windstar Energy, LLC (100%; Sole Member)
NextEra Energy Partners Constructors, LLC (100%; Sole Member)
NextEra Energy Partners Solar Acquisitions, LLC (100%; Sole Member)
Adelanto CA II, LLC (100%; Sole Member)
Adelanto Solar Funding, LLC (50.01%; Member)
Adelanto Solar Holdings, LLC (100%; Sole Member)
Adelanto Solar II, LLC (100%; Sole Member)
Adelanto Solar, LLC (100%; Sole Member)
McCoy CA II, LLC (100%; Sole Member)
McCoy Solar Holdings, LLC (50.01%; Member)
McCoy Solar Funding, LLC (100%; Sole Member)
McCoy Solar, LLC (100%; Sole Member)
NextEra Desert Center Blythe, LLC (50%; Member)
NextEra Energy Partners Ventures, LLC (100%; Sole Member)
NET Holdings Management, LLC (100%; Sole Member)

NextEra Energy Partners Pipelines Holdings, LLC (100%; Sole Member)
 NextEra Energy Partners Pipelines, LLC (100%; Managing Member)
 Meade Pipeline Investment Holdings, LLC (100%; Sole Member)
 Meade Pipeline Investment, LLC (100%; Sole Member)
 Meade Pipeline Co LLC (75%; Managing Member)
 Redwood Meade Pipeline, LLC (100%; Sole Member)
 Redwood Midstream, LLC (90%; Managing Member)
 Redwood Meade Midstream MPC, LLC (100%; Sole Member)
 Meade Pipeline Co LLC (15%; Member)
 River Road Interests LLC (100%; Sole Member)
 Meade Pipeline Co LLC (10%; Member)
 Redwood Midstream, LLC (10%; Member)
 Redwood Meade Midstream MPC, LLC (100%; Sole Member)
 Meade Pipeline Co LLC (15%; Member)
 River Road Interests LLC (100%; Sole Member)
 Meade Pipeline Co LLC (10%; Member)
 South Texas Midstream Holdings, LLC (100%; Sole Member)
 South Texas Midstream, LLC (100%; Class B Member)
 South Texas Midstream, LLC (100%; Class A Member)
 Northern Colorado Wind Energy, LLC (100%; Sole Member)
 Palo Duro Wind Portfolio, LLC (100%; Sole Member)
 Palo Duro Wind Project Holdings, LLC (100%; Sole Member)
 Palo Duro Wind Energy, LLC (100%; Sole Member)
 Palo Duro Wind Interconnection Services, LLC (88%; Managing Member)
 Shafter Solar Portfolio, LLC (100%; Sole Member)
 Shafter Solar Holdings, LLC (100%; Sole Member)
 Shafter Solar, LLC (100%; Sole Member)
 Tusk Wind Holdings III, LLC (100%; Sole Member)
 Granite Reliable Power, LLC (100%; Sole Member)
 NextEra Energy NextBridge Holdings GP, LLC (100%; Sole Member)
 NextEra Energy NextBridge Holdings GP, ULC (100%; Shareholder)
 NextEra Energy NextBridge Holdings, LP (0.0001%; General Partner)
 NextEra Energy NextBridge Holding, ULC (100%; Shareholder)
 East-West Tie Limited Partnership (48.2432%; Limited Partner)
 NextBridge (OPTIONCO) Inc. (50%; Shareholder)
 East-West Tie Limited Partnership (0.0001%; Limited Partner)
 NextEra Energy NextBridge Holdings, LP (99.9999%; Limited Partner)
 NextEra Energy NextBridge Holding, ULC (100%; Shareholder)
 East-West Tie Limited Partnership (48.2432%; Limited Partner)
 NextBridge (OPTIONCO) Inc. (50%; Shareholder)
 East-West Tie Limited Partnership (0.0001%; Limited Partner)
 NextEra Energy UCT Holding, Inc. (100%; Shareholder)
 Upper Canada Transmission, Inc. (50%; Shareholder)
 Upper Canada Transmission 2, Inc. (96.5%; Shareholder)
 East-West Tie Limited Partnership (0.0099%; General Partner)
 Northpoint I Wind GP, Inc. (100%; Shareholder)
 Northpoint I Wind, LP (0.0001%; General Partner)
 Northpoint I Wind LP, ULC (100%; Shareholder)
 Northpoint I Wind, LP (89.9999%; Limited Partner)
 Northpoint II Wind GP, Inc. (100%; Shareholder)
 Northpoint II Wind, LP (0.0001%; General Partner)
 Northpoint II Wind LP, ULC (100%; Shareholder)
 Northpoint II Wind, LP (89.9999%; Limited Partner)
 Parry Energy Storage GP, LLC (100%; Sole Member)
 Parry Energy Storage GP, ULC (100%; Shareholder)
 Parry Energy Storage, LP (0.0001%; General Partner)
 Parry Energy Storage LP, ULC (100%; Shareholder)

Parry Energy Storage, LP (99.9999%; Limited Partner)
 Red Deer Solar LP, ULC (100%; Shareholder)
 Swift Wind GP, Inc. (100%; Shareholder)
 Swift Wind, LP (0.0001%; General Partner)
 Swift Wind LP, ULC (100%; Shareholder)
 Swift Wind, LP (99.9999%; Limited Partner)
 Thames Solar LP, ULC (100%; Shareholder)
 Trout Lake I Solar GP, Inc. (100%; Shareholder)
 Trout Lake I Solar, LP (0.0001%; General Partner)
 Trout Lake I Solar LP, ULC (100%; Shareholder)
 Trout Lake I Solar, LP (89.9999%; Limited Partner)
 Trout Lake II Solar LP, ULC (100%; Shareholder)
 Trout Lake III Solar LP, ULC (100%; Shareholder)
 Zephyrus Wind LP, ULC (100%; Shareholder)
 NextEra Energy Canada, LP (99.9999%; Limited Partner)
 Aquilo Holdings LP, ULC (100%; Shareholder)
 Aquilo LP, ULC (100%; Shareholder)
 Mount Copper, LP (99.99%; Limited Partner)
 Pubnico Point GP, Inc. (100%; Shareholder)
 Pubnico Point, LP (0.01%; General Partner)
 Pubnico Point Wind Farm Inc. (100%; Shareholder)
 Pubnico Point, LP (99.99%; Limited Partner)
 Battersea Solar GP, Inc. (100%; Shareholder)
 Battersea Solar, LP (0.0001%; General Partner)
 Battersea Solar LP, ULC (100%; Shareholder)
 Battersea Solar, LP (89.9999%; Limited Partner)
 Buffalo Trail Solar GP, Inc. (100%; Shareholder)
 Buffalo Trail Solar, LP (0.0001%; General Partner)
 Buffalo Trail Solar LP, ULC (100%; Shareholder)
 Buffalo Trail Solar, LP (99.9999%; Limited Partner)
 Clarabelle I Solar GP, Inc. (100%; Shareholder)
 Clarabelle I Solar, LP (0.0001%; General Partner)
 Clarabelle I Solar LP, ULC (100%; Shareholder)
 Clarabelle I Solar, LP (89.9999%; Limited Partner)
 Clarabelle II Solar LP, ULC (100%; Shareholder)
 Clarabelle II Solar, LP (89.9999%; Limited Partner)
 Clarabelle II Solar GP, Inc. (100%; Shareholder)
 Clarabelle II Solar, LP (0.0001%; General Partner)
 Clarabelle III Solar LP, ULC (100%; Shareholder)
 Cordukes Solar GP, Inc. (100%; Shareholder)
 Cordukes Solar, LP (0.0001%; General Partner)
 Cordukes Solar LP, ULC (100%; Shareholder)
 Cordukes Solar, LP (89.9999%; Limited Partner)
 Costigan Wind LP, ULC (100%; Shareholder)
 Costigan Wind, LP (99.9999%; Limited Partner)
 Costigan Wind, LP (0.0001%; General Partner)
 Elmira Energy Storage GP, LLC (100%; Sole Member)
 Elmira Energy Storage GP, ULC (100%; Shareholder)
 Elmira Energy Storage, LP (0.0001%; General Partner)
 Elmira Energy Storage LP, ULC (100%; Shareholder)
 Elmira Energy Storage, LP (99.9999%; Limited Partner)
 Elmsthorpe Wind GP, Inc. (100%; Shareholder)
 Elmsthorpe Wind, LP (0.0001%; General Partner)
 Elmsthorpe Wind LP, ULC (100%; Shareholder)
 Elmsthorpe Wind, LP (99.9999%; Limited Partner)
 Ghost Pine Energy Storage GP, Inc. (100%; Shareholder)
 Ghost Pine Energy Storage, LP (0.0001%; General Partner)

Ghost Pine Energy Storage LP, ULC (100%; Shareholder)
 Ghost Pine Energy Storage, LP (99.9999%; Limited Partner)
Glenridge Wind GP, Inc. (100%; Shareholder)
 Glenridge Wind, LP (0.0001%; General Partner)
Glenridge Wind LP, ULC (100%; Shareholder)
 Glenridge Wind, LP (99.9999%; Limited Partner)
Hardy Creek Wind GP, Inc. (100%; Shareholder)
 Hardy Creek Wind, LP (0.0001%; General Partner)
Hardy Creek Wind, ULC (100%; Shareholder)
 Hardy Creek Wind, LP (89.9999%; Limited Partner)
Heritage Wind GP, Inc. (100%; Shareholder)
 Heritage Wind, LP (0.0001%; General Partner)
Heritage Wind LP, ULC (100%; Shareholder)
 Heritage Wind, LP (99.9999%; Limited Partner)
High Hills Wind GP, Inc. (100%; Shareholder)
 High Hills Wind, LP (0.0001%; General Partner)
High Hills Wind LP, ULC (100%; Shareholder)
 High Hills Wind, LP (99.9999%; Limited Partner)
Kitscoty Wind GP, Inc. (100%; Shareholder)
 Kitscoty Wind, LP (0.0001%; General Partner)
Kitscoty Wind LP, ULC (100%; Shareholder)
 Kitscoty Wind, LP (99.9999%; Limited Partner)
Living Skies Solar 10 GP, Inc. (100%; Shareholder)
Living Skies Solar 10 LP, ULC (100%; Shareholder)
McAdam Wind LP, ULC (100%; Shareholder)
 McAdam Wind, LP (99.9999%; Limited Partner)
McAdam Wind, LP (0.0001%; General Partner)
Minudie Wind GP, Inc. (100%; Shareholder)
 Minudie Wind, LP (0.0001%; General Partner)
Minudie Wind LP, ULC (100%; Shareholder)
 Minudie Wind, LP (99.9999%; Limited Partner)
Mount Copper GP, Inc. (100%; Shareholder)
 Mount Copper, LP (0.01%; General Partner)
NextEra Energy Canada Storage GP, Inc. (100%; Shareholder)
 NextEra Energy Canada Storage, LP (0.0001%; General Partner)
NextEra Energy Canada Storage LP, ULC (100%; Shareholder)
 NextEra Energy Canada Storage, LP (99.9999%; Limited Partner)
NextEra Energy Canadian Holdings, ULC (100%; Shareholder)
 Bornish Wind BC Holdings, ULC (100%; Shareholder)
 Bornish Wind Funding GP, LLC (100%; Sole Member)
 Bornish Wind Funding GP, ULC (100%; Shareholder)
 Bornish Wind Funding, LP (0.0001%; General Partner)
 Bornish Wind GP, LLC (100%; Sole Member)
 Bornish Wind GP, ULC (100%; Shareholder)
 Bornish Wind, LP (0.01%; General Partner)
 Bornish Wind, LP (99.99%; Limited Partner)
 Bornish Wind Funding, LP (99.9999%; Limited Partner)
 Bornish Wind GP, LLC (100%; Sole Member)
 Bornish Wind GP, ULC (100%; Shareholder)
 Bornish Wind, LP (0.01%; General Partner)
 Bornish Wind, LP (99.99%; Limited Partner)
 CP II CAD Holdings LP GP, LLC (100%; Sole Member)
 CP II Holdings LP GP, ULC (100%; Shareholder)
 CP II Holdings, LP (0.0001%; General Partner)
 CP II Funding GP, LLC (100%; Sole Member)
 CP II Funding GP, ULC (100%; Shareholder)
 CP II Funding, LP (0.0001%; General Partner)

Cedar Point II Limited Partnership (49.995%; Limited Partner)
 CP II Holdings LP, ULC (100%; Shareholder)
 CP II Funding, LP (99.9999%; Limited Partner)
 Cedar Point II Limited Partnership (49.995%; Limited Partner)
 CP II Holdings GP, Inc. (100%; Shareholder)
 Cedar Point II GP Inc. (50%; Shareholder)
 Cedar Point II Limited Partnership (0.01%; General Partner)
 CP II Holdings, LP (99.9999%; Limited Partner)
 CP II Funding GP, LLC (100%; Sole Member)
 CP II Funding GP, ULC (100%; Shareholder)
 CP II Funding, LP (0.0001%; General Partner)
 Cedar Point II Limited Partnership (49.995%; Limited Partner)
 CP II Holdings LP, ULC (100%; Shareholder)
 CP II Funding, LP (99.9999%; Limited Partner)
 Cedar Point II Limited Partnership (49.995%; Limited Partner)
 East Durham Wind BC Holdings, ULC (100%; Shareholder)
 East Durham Wind Funding GP, LLC (100%; Sole Member)
 East Durham Wind Funding GP, ULC (100%; Shareholder)
 East Durham Wind Funding, LP (0.0001%; General Partner)
 East Durham Wind GP, LLC (100%; Sole Member)
 East Durham Wind GP, ULC (100%; Shareholder)
 East Durham Wind, LP (0.0001%; General Partner)
 East Durham Wind, LP (99.9999%; Limited Partner)
 East Durham Wind Funding, LP (99.9999%; Limited Partner)
 East Durham Wind GP, LLC (100%; Sole Member)
 East Durham Wind GP, ULC (100%; Shareholder)
 East Durham Wind, LP (0.0001%; General Partner)
 East Durham Wind, LP (99.9999%; Limited Partner)
 Goshen Wind BC Holdings, ULC (100%; Shareholder)
 Goshen Wind Funding GP, LLC (100%; Sole Member)
 Goshen Wind Funding GP, ULC (100%; Shareholder)
 Goshen Wind Funding, LP (0.0001%; General Partner)
 Goshen Wind GP, LLC (100%; Sole Member)
 Goshen Wind GP, ULC (100%; Shareholder)
 Goshen Wind, LP (0.0001%; General Partner)
 Goshen Wind, LP (99.9999%; Limited Partner)
 Goshen Wind Funding, LP (99.9999%; Limited Partner)
 Goshen Wind GP, LLC (100%; Sole Member)
 Goshen Wind GP, ULC (100%; Shareholder)
 Goshen Wind, LP (0.0001%; General Partner)
 Goshen Wind, LP (99.9999%; Limited Partner)
 Kerwood Wind BC Holdings, ULC (100%; Shareholder)
 Kerwood Wind Funding GP, LLC (100%; Sole Member)
 Kerwood Wind Funding GP, ULC (100%; Shareholder)
 Kerwood Wind Funding, LP (0.0001%; General Partner)
 Kerwood Wind GP, LLC (100%; Sole Member)
 Kerwood Wind GP, ULC (100%; Shareholder)
 Kerwood Wind, LP (0.0001%; General Partner)
 Kerwood Wind, LP (99.9999%; Limited Partner)
 Kerwood Wind Funding, LP (99.9999%; Limited Partner)
 Kerwood Wind GP, LLC (100%; Sole Member)
 Kerwood Wind GP, ULC (100%; Shareholder)
 Kerwood Wind, LP (0.0001%; General Partner)
 Kerwood Wind, LP (99.9999%; Limited Partner)
 Mount Miller Holdings GP, LLC (100%; Sole Member)
 Mount Miller Holdings GP, ULC (100%; Shareholder)
 Mount Miller Holdings II, LP (0.0001%; General Partner)

Mount Miller Holdco, LLC (100%; Sole Member)
 Mount Miller Holdco, ULC (100%; Shareholder)
 4263766 Canada Inc. (100%; Shareholder)
 Mount Miller GP, ULC (100%; Shareholder)
 Mount Miller Wind Energy Limited Partnership (0.01%; General Partner)
 Mount Miller GP, ULC (100%; Shareholder)
 Mount Miller Wind Energy Limited Partnership (0.01%; General Partner)
 Mount Miller Wind Energy Limited Partnership (Limited Partner)
 Mount Miller Wind Energy Limited Partnership (99.99%; Limited Partner)
Mount Miller Holdings II, LP (99.9999%; Limited Partner)
 Mount Miller Holdco, LLC (100%; Sole Member)
 Mount Miller Holdco, ULC (100%; Shareholder)
 4263766 Canada Inc. (100%; Shareholder)
 Mount Miller GP, ULC (100%; Shareholder)
 Mount Miller Wind Energy Limited Partnership (0.01%; General Partner)
 Mount Miller GP, ULC (100%; Shareholder)
 Mount Miller Wind Energy Limited Partnership (0.01%; General Partner)
 Mount Miller Wind Energy Limited Partnership (Limited Partner)
 Mount Miller Wind Energy Limited Partnership (99.99%; Limited Partner)
NECD Holdings, LP (99.9999%; Limited Partner)
 NextEra Canada Development, LP (99.9999%; Limited Partner)
NextEra Canada Constructors, LLC (100%; Sole Member)
 NextEra Canada Constructors GP, ULC (100%; Shareholder)
 NextEra Canada Constructors, LP (0.0001%; General Partner)
NextEra Canada Constructors, LP (99.9999%; Limited Partner)
NextEra Canada Development GP, LLC (100%; Sole Member)
 NextEra Canada Development GP, ULC (100%; Shareholder)
 NECD Holdings, LP (0.0001%; General Partner)
 NextEra Canada Development, LP (99.9999%; Limited Partner)
 NextEra Canada Development, LP (0.0001%; General Partner)
NextEra Canadian IP, Inc. (100%; Shareholder)
NextEra Energy Canada Equipment, ULC (100%; Shareholder)
 Fortuna GP, LLC (100%; Sole Member)
 Fortuna GP, ULC (100%; Shareholder)
 Ghost Pine Windfarm, LP (0.01%; General Partner)
 Ghost Pine Windfarm, LP (99.99%; Limited Partner)
 NextEra Energy Canadian Operating Services, Inc. (100%; Shareholder)
NextEra Energy Equity Partners, LP (100%; Limited Partner)
NextEra Energy Operating Partners, LP (100%; Limited Partner)
 NextEra Energy US Partners Holdings, LLC (100%; Sole Member)
 GR Bage (NEP), LLC (100%; Sole Member)
 Genesis Purchaser Holdings, LLC (100%; Sole Member)
 Genesis Purchaser, LLC (100%; Sole Member)
 Genesis Solar Funding Holdings, LLC (100%; Sole Member)
 Genesis Solar Funding, LLC (100%; Sole Member)
 Genesis Solar Holdings, LLC (100%; Class A Tax Equity Member)
 Elk City Wind, LLC (100%; Sole Member)
 Genesis Solar, LLC (100%; Sole Member)
 NextEra Desert Center Blythe, LLC (50%; Member)
 Golden Plains Class A Holdings, LLC (100%; Sole Member)
 Golden Plains, LLC (100%; Class A Member)
 Baldwin Wind Energy, LLC (100%; Sole Member)
 Northern Colorado Wind Energy Center II, LLC (100%; Sole Member)
 Northern Colorado Interconnect, LLC (12.9%; Member)
 Northern Colorado Wind Energy Center, LLC (100%; Sole Member)
 Northern Colorado Interconnect, LLC (87.1%; Managing Member)

Wilmot Energy Center, LLC (100%; Sole Member)
Pine Brooke Class A Holdings, LLC (40%; Member)
Pine Brooke, LLC (100%; Class A Tax Equity Member)
Blue Summit III Wind, LLC (100%; Sole Member)
Blue Summit Interconnection, LLC (25%; Member)
Harmony Florida Solar, LLC (100%; Sole Member)
Ponderosa Wind, LLC (100%; Sole Member)
Saint Solar, LLC (100%; Sole Member)
Sanford Airport Solar, LLC (100%; Sole Member)
Soldier Creek Wind, LLC (100%; Sole Member)
Taylor Creek Solar, LLC (100%; Sole Member)
NextEra Energy Partners Acquisitions, LLC (100%; Sole Member)
Baldwin Wind, LLC (100%; Sole Member)
Bayhawk Wind Portfolio, LLC (100%; Sole Member)
Bayhawk Wind Holdings, LLC (100%; Sole Member)
Bayhawk Wind, LLC (100%; Class A Member)
Cedar Bluff Wind, LLC (100%; Sole Member)
Golden Hills Wind, LLC (100%; Sole Member)
Golden Hills Interconnection, LLC (67.6%; Managing Member)
Coram Portfolio II, LLC (100%; Sole Member)
Tusk Wind Holdings V, LLC (100%; Sole Member)
RET Coram Tehachapi Wind GP, LLC (100%; Sole Member)
Coram California Development, L.P. (0.01%; General Partner)
RET Tehachapi Wind Development, LLC (100%; Sole Member)
Coram California Development, L.P. (99.99%; Limited Partner)
Coram Portfolio, LLC (100%; Sole Member)
Tusk Wind Holdings IV, LLC (100%; Sole Member)
Coram Energy LLC (100%; Sole Member)
Coram Tehachapi, LLC (100%; Sole Member)
HW CA Holdings, LLC (100%; Member)
High Winds, LLC (100%; Sole Member)
Javelina Wind Funding, LLC (100%; Sole Member)
Javelina Wind Energy Holdings, LLC (100%; Sole Member)
Javelina Wind Energy, LLC (100%; Sole Member)
Javelina Interconnection, LLC (55%; Managing Member)
Mammoth Plains Wind Project Holdings, LLC (100%; Sole Member)
Mammoth Plains Wind Project, LLC (100%; Class A Member)
Meadowlark Wind, LLC (100%; Sole Member)
NEP Renewables Holdings II, LLC (100%; Sole Member)
NEP Renewables II, LLC (100%; Managing Member)
Ashtabula Wind II, LLC (100%; Sole Member)
Ashtabula Wind III, LLC (100%; Sole Member)
FPL Energy Vansycle L.L.C. (100%; Sole Member)
Garden Wind, LLC (100%; Sole Member)
Perrin Ranch Wind, LLC (100%; Sole Member)
Rosmar Portfolio, LLC (100%; Sole Member)
Rosmar Holdings, LLC (100%; Member)
Marshall Solar, LLC (100%; Sole Member)
Roswell Solar, LLC (100%; Sole Member)
Roswell Solar Holdings, LLC (100%; Sole Member)
SSSS Holdings, LLC (100%; Sole Member)
Silver State South Solar, LLC (49.99%; Managing Member)
Silver State Solar Power South, LLC (100%; Sole Member)
Tuscola Bay Wind, LLC (100%; Sole Member)
White Oak Energy Holdings, LLC (100%; Sole Member)
White Oak Energy LLC (100%; Sole Member)
NEP Renewables Holdings III, LLC (100%; Sole Member)

NEP Renewables III, LLC (50%; Class B Member)
 Star Moon Holdings, LLC (100%; Class A Member)
 Moonlight Bay Class A Holdings, LLC (100%; Sole Member)
 Moonlight Bay Renewables, LLC (100%; Class A Member)
 Dodge Flat Solar, LLC (100%; Sole Member)
 Elora Solar, LLC (100%; Sole Member)
 Fish Springs Ranch Solar, LLC (100%; Sole Member)
 Little Blue Wind Project, LLC (100%; Sole Member)
 Minco Wind Energy III, LLC (100%; Sole Member)
 Minco IV & V Interconnection, LLC (27.04%; Managing Member)
 White Mesa Wind, LLC (100%; Sole Member)
 Stargrass Class A Holdings, LLC (100%; Sole Member)
 Stargrass, LLC (100%; Class A Member)
 Borderlands Wind, LLC (100%; Sole Member)
 Borderlands Wind Holdings, LLC (100%; Sole Member)
 Cool Springs Solar, LLC (100%; Sole Member)
 Ensign Wind Energy, LLC (100%; Sole Member)
 Hubbard Wind, LLC (100%; Sole Member)
 Irish Creek Wind, LLC (100%; Sole Member)
 Quinebaug Solar, LLC (100%; Sole Member)
 Quitman II Solar, LLC (100%; Sole Member)
 NEP Renewables III, LLC (100%; Class A Member)
 Star Moon Holdings, LLC (100%; Class A Member)
 Moonlight Bay Class A Holdings, LLC (100%; Sole Member)
 Moonlight Bay Renewables, LLC (100%; Class A Member)
 Dodge Flat Solar, LLC (100%; Sole Member)
 Elora Solar, LLC (100%; Sole Member)
 Fish Springs Ranch Solar, LLC (100%; Sole Member)
 Little Blue Wind Project, LLC (100%; Sole Member)
 Minco Wind Energy III, LLC (100%; Sole Member)
 Minco IV & V Interconnection, LLC (27.04%; Managing Member)
 White Mesa Wind, LLC (100%; Sole Member)
 Stargrass Class A Holdings, LLC (100%; Sole Member)
 Stargrass, LLC (100%; Class A Member)
 Borderlands Wind, LLC (100%; Sole Member)
 Borderlands Wind Holdings, LLC (100%; Sole Member)
 Cool Springs Solar, LLC (100%; Sole Member)
 Ensign Wind Energy, LLC (100%; Sole Member)
 Hubbard Wind, LLC (100%; Sole Member)
 Irish Creek Wind, LLC (100%; Sole Member)
 Quinebaug Solar, LLC (100%; Sole Member)
 Quitman II Solar, LLC (100%; Sole Member)
 NEP Renewables Holdings IV, LLC (100%; Sole Member)
 NEP Renewables IV, LLC (100%; Class A Member)
 Alta Wind Portfolio, LLC (100%; Sole Member)
 Tusk Wind Holdings, LLC (100%; Sole Member)
 Alta Wind VIII, LLC (100%; Sole Member)
 Dogwood Wind Holdings, LLC (100%; Sole Member)
 Dogwood Wind, LLC (100%; Class A Tax Equity Member)
 Oliver Wind III, LLC (100%; Sole Member)
 Osborn Wind Energy, LLC (100%; Sole Member)
 Elk City Sholes Holdings, LLC (100%; Sole Member)
 Elk City II Wind Funding, LLC (100%; Sole Member)
 Southwest Wind, LLC (100%; Class A Tax Equity Member)
 Elk City Renewables II, LLC (100%; Sole Member)
 Sholes Wind Funding, LLC (100%; Sole Member)
 Sholes Wind Class A Holdings, LLC (100%; Sole Member)

Sholes Wind, LLC (100%; Class A Member)
 Emerald Breeze Holdings, LLC (100%; Class A Member)
 Emerald Breeze Class A Holdings, LLC (100%; Sole Member)
 Emerald Breeze, LLC (100%; Class A Member)
 Appaloosa Run Wind, LLC (100%; Sole Member)
 Eight Point Wind, LLC (100%; Sole Member)
 Great Prairie Wind, LLC (100%; Sole Member)
 Yellow Pine Solar, LLC (100%; Sole Member)
 Yellow Pine Solar Interconnect, LLC (50%; Managing Member)
 Golden West Wind Holdings, LLC (100%; Sole Member)
 Golden West Power Partners, LLC (100%; Class A Tax Equity Member)
 Nokota Wind Holdings, LLC (100%; Sole Member)
 Nokota Wind, LLC (100%; Class A Tax Equity Member)
 Brady Wind II, LLC (100%; Sole Member)
 Brady Interconnection, LLC (50%; Member)
 Brady Wind, LLC (100%; Sole Member)
 Brady Interconnection, LLC (50%; Managing Member)
 Sac County Wind Holdings, LLC (100%; Sole Member)
 Sac County Wind Class A Holdings, LLC (100%; Class A Member)
 Sac County Wind, LLC (100%; Class A Member)
 NEP Renewables IV, LLC (31.2%; Class B Member)
 Alta Wind Portfolio, LLC (100%; Sole Member)
 Tusk Wind Holdings, LLC (100%; Sole Member)
 Alta Wind VIII, LLC (100%; Sole Member)
 Dogwood Wind Holdings, LLC (100%; Sole Member)
 Dogwood Wind, LLC (100%; Class A Tax Equity Member)
 Oliver Wind III, LLC (100%; Sole Member)
 Osborn Wind Energy, LLC (100%; Sole Member)
 Elk City Sholes Holdings, LLC (100%; Sole Member)
 Elk City II Wind Funding, LLC (100%; Sole Member)
 Southwest Wind, LLC (100%; Class A Tax Equity Member)
 Elk City Renewables II, LLC (100%; Sole Member)
 Sholes Wind Funding, LLC (100%; Sole Member)
 Sholes Wind Class A Holdings, LLC (100%; Sole Member)
 Sholes Wind, LLC (100%; Class A Member)
 Emerald Breeze Holdings, LLC (100%; Class A Member)
 Emerald Breeze Class A Holdings, LLC (100%; Sole Member)
 Emerald Breeze, LLC (100%; Class A Member)
 Appaloosa Run Wind, LLC (100%; Sole Member)
 Eight Point Wind, LLC (100%; Sole Member)
 Great Prairie Wind, LLC (100%; Sole Member)
 Yellow Pine Solar, LLC (100%; Sole Member)
 Yellow Pine Solar Interconnect, LLC (50%; Managing Member)
 Golden West Wind Holdings, LLC (100%; Sole Member)
 Golden West Power Partners, LLC (100%; Class A Tax Equity Member)
 Nokota Wind Holdings, LLC (100%; Sole Member)
 Nokota Wind, LLC (100%; Class A Tax Equity Member)
 Brady Wind II, LLC (100%; Sole Member)
 Brady Interconnection, LLC (50%; Member)
 Brady Wind, LLC (100%; Sole Member)
 Brady Interconnection, LLC (50%; Managing Member)
 Sac County Wind Holdings, LLC (100%; Sole Member)
 Sac County Wind Class A Holdings, LLC (100%; Class A Member)
 Sac County Wind, LLC (100%; Class A Member)
 NEP Renewables Holdings, LLC (100%; Sole Member)
 NEP Renewables, LLC (100%; Sole Member)
 Breckinridge Wind Class A Holdings, LLC (100%; Sole Member)

Breckinridge Wind Project, LLC (100%; Class A Tax Equity Member)
Carousel Wind Holdings, LLC (100%; Sole Member)
Carousel Wind Farm, LLC (100%; Class A Tax Equity Member)
Monarch Wind Holdings, LLC (100%; Sole Member)
Monarch Wind, LLC (100%; Class A Tax Equity Member)
Javelina Wind Holdings II, LLC (100%; Sole Member)
Javelina Wind Energy II, LLC (100%; Sole Member)
Javelina Interconnection, LLC (45%; Member)
Rush Springs Wind Energy, LLC (100%; Sole Member)
Mountain View Solar Holdings, LLC (100%; Sole Member)
Mountain View Solar, LLC (100%; Sole Member)
Pacific Plains Wind Class A Holdings, LLC (100%; Sole Member)
Pacific Plains Wind, LLC (100%; Class A Tax Equity Member)
Cottonwood Wind Project Holdings, LLC (100%; Sole Member)
Cottonwood Wind Project, LLC (100%; Sole Member)
Golden Hills North Wind, LLC (100%; Sole Member)
Golden Hills Interconnection, LLC (32.4%; Member)
NextEra Energy Bluff Point, LLC (100%; Sole Member)
NextEra Desert Sunlight Holdings, LLC (99.8%; Member)
Desert Sunlight Investment Holdings, LLC (50%; Managing Member)
Desert Sunlight Holdings, LLC (100%; Sole Member)
Desert Sunlight 250, LLC (100%; Sole Member)
Desert Sunlight 300, LLC (100%; Sole Member)
Nutmeg Solar Holdings, LLC (33.3%; Member)
Nutmeg Solar, LLC (100%; Sole Member)
Palomino Wind Holdings, LLC (100%; Sole Member)
Palomino Wind, LLC (100%; Class A Tax Equity Member)
Kingman Wind Energy I, LLC (100%; Sole Member)
Kingman Wind Energy II, LLC (100%; Sole Member)
Prairie View Wind Holdings, LLC (100%; Sole Member)
Ninnescah Wind Energy LLC (100%; Sole Member)
Seiling Wind Investments, LLC (100%; Sole Member)
Seiling Wind Holdings, LLC (100%; Sole Member)
Seiling Wind Portfolio, LLC (100%; Class A Tax Equity Member)
Seiling Wind II, LLC (100%; Sole Member)
Seiling Wind Interconnection Services, LLC (33%; Member)
Seiling Wind, LLC (100%; Sole Member)
Seiling Wind Interconnection Services, LLC (67%; Managing Member)
Shaw Creek Solar Holdings, LLC (33.3%; Member)
Shaw Creek Solar, LLC (100%; Sole Member)
Solar Holdings Portfolio 12, LLC (100%; Class C Member)
DG Portfolio 2019 Holdings, LLC (100%; Sole Member)
DG Portfolio 2019, LLC (100%; Sole Member)
DG Amaze, LLC (100%; Sole Member)
DG California Solar, LLC (100%; Sole Member)
DG Colorado Solar, LLC (100%; Sole Member)
DG LF Solar, LLC (100%; Sole Member)
DG Minnesota CSG 1, LLC (100%; Sole Member)
DG Minnesota CSG, LLC (100%; Sole Member)
DG New Jersey Solar, LLC (100%; Sole Member)
DG New York Solar, LLC (100%; Sole Member)
DG Northeast Solar, LLC (100%; Sole Member)
DG SUNY Solar 1, LLC (100%; Sole Member)
DG Southwest Solar Portfolio 2019, LLC (100%; Sole Member)
DG Waipio, LLC (100%; Sole Member)
Pacific Energy Solutions LLC (100%; Sole Member)
HL Solar LLC (100%; Sole Member)

W2 Solar Holdings, LLC (100%; Sole Member)
 Sierra Solar Funding, LLC (100%; Sole Member)
 Sierra Solar Holdings, LLC (100%; Sole Member)
 Westside Solar, LLC (100%; Sole Member)
 Whitney Point Solar, LLC (100%; Sole Member)
Southwest Solar Holdings, LLC (100%; Member)
 Hatch Solar Energy Center I LLC (100%; Sole Member)
Sunlight Renewables Holdings, LLC (100%; Class A Member)
 Sunlight Renewables Class A Holdings, LLC (100%; Sole Member)
 Sunlight Renewables, LLC (100%; Class A Member)
 Sunlight Storage, LLC (100%; Sole Member)
VMCLR Holdings, LLC (100%; Sole Member)
 Indigo Plains Solar Class B Holdings, LLC (100%; Sole Member)
 Indigo Plains Solar, LLC (100%; Class B Tax Equity Member)
 Chaves County Solar, LLC (100%; Sole Member)
 Chaves County Solar Holdings, LLC (100%; Sole Member)
 Live Oak Solar, LLC (100%; Sole Member)
 River Bend Solar, LLC (100%; Sole Member)
Indigo Plains Solar Funding, LLC (100%; Sole Member)
 Indigo Plains Solar Holdings, LLC (100%; Sole Member)
 Indigo Plains Solar, LLC (100%; Class A Tax Equity Member)
 Chaves County Solar, LLC (100%; Sole Member)
 Chaves County Solar Holdings, LLC (100%; Sole Member)
 Live Oak Solar, LLC (100%; Sole Member)
 River Bend Solar, LLC (100%; Sole Member)
Whiptail-Montezuma Funding, LLC (100%; Sole Member)
 Whiptail-Montezuma Holdings, LLC (100%; Sole Member)
 Montezuma Wind Holdings II, LLC (100%; Sole Member)
 NextEra Energy Montezuma II Wind, LLC (100%; Sole Member)
 Southwest Wind Class A Holdings, LLC (100%; Class A Member)
 Whiptail Wind, LLC (100%; Class A Tax Equity Member)
 Casa Mesa Wind, LLC (100%; Sole Member)
 Casa Mesa Wind Investments, LLC (100%; Sole Member)
 Langdon Renewables, LLC (100%; Sole Member)
 New Mexico Wind, LLC (100%; Sole Member)
 Pacific Power Investments, LLC (100%; Sole Member)
 Southwest Wind Class A Holdings, LLC (100%; Class B Member)
 Whiptail Wind, LLC (100%; Class A Tax Equity Member)
 Casa Mesa Wind, LLC (100%; Sole Member)
 Casa Mesa Wind Investments, LLC (100%; Sole Member)
 Langdon Renewables, LLC (100%; Sole Member)
 New Mexico Wind, LLC (100%; Sole Member)
 Pacific Power Investments, LLC (100%; Sole Member)
Windstar Portfolio, LLC (100%; Sole Member)
 Tusk Wind Holdings II, LLC (100%; Sole Member)
 Windstar Energy, LLC (100%; Sole Member)
NextEra Energy Partners Constructors, LLC (100%; Sole Member)
NextEra Energy Partners Solar Acquisitions, LLC (100%; Sole Member)
 Adelanto CA II, LLC (100%; Sole Member)
 Adelanto Solar Funding, LLC (50.01%; Member)
 Adelanto Solar Holdings, LLC (100%; Sole Member)
 Adelanto Solar II, LLC (100%; Sole Member)
 Adelanto Solar, LLC (100%; Sole Member)
McCoy CA II, LLC (100%; Sole Member)
 McCoy Solar Holdings, LLC (50.01%; Member)
 McCoy Solar Funding, LLC (100%; Sole Member)
 McCoy Solar, LLC (100%; Sole Member)

NextEra Desert Center Blythe, LLC (50%; Member)
 NextEra Energy Partners Ventures, LLC (100%; Sole Member)
 NET Holdings Management, LLC (100%; Sole Member)
 NextEra Energy Partners Pipelines Holdings, LLC (100%; Sole Member)
 NextEra Energy Partners Pipelines, LLC (100%; Managing Member)
 Meade Pipeline Investment Holdings, LLC (100%; Sole Member)
 Meade Pipeline Investment, LLC (100%; Sole Member)
 Meade Pipeline Co LLC (75%; Managing Member)
 Redwood Meade Pipeline, LLC (100%; Sole Member)
 Redwood Midstream, LLC (90%; Managing Member)
 Redwood Meade Midstream MPC, LLC (100%; Sole Member)
 Meade Pipeline Co LLC (15%; Member)
 River Road Interests LLC (100%; Sole Member)
 Meade Pipeline Co LLC (10%; Member)
 Redwood Midstream, LLC (10%; Member)
 Redwood Meade Midstream MPC, LLC (100%; Sole Member)
 Meade Pipeline Co LLC (15%; Member)
 River Road Interests LLC (100%; Sole Member)
 Meade Pipeline Co LLC (10%; Member)
 South Texas Midstream Holdings, LLC (100%; Sole Member)
 South Texas Midstream, LLC (100%; Class B Member)
 South Texas Midstream, LLC (100%; Class A Member)
 Northern Colorado Wind Energy, LLC (100%; Sole Member)
 Palo Duro Wind Portfolio, LLC (100%; Sole Member)
 Palo Duro Wind Project Holdings, LLC (100%; Sole Member)
 Palo Duro Wind Energy, LLC (100%; Sole Member)
 Palo Duro Wind Interconnection Services, LLC (88%; Managing Member)
 Shafter Solar Portfolio, LLC (100%; Sole Member)
 Shafter Solar Holdings, LLC (100%; Sole Member)
 Shafter Solar, LLC (100%; Sole Member)
 Tusk Wind Holdings III, LLC (100%; Sole Member)
 Granite Reliable Power, LLC (100%; Sole Member)
 NextEra Energy Operating Partners, LP (100%; Limited Partner)
 NextEra Energy US Partners Holdings, LLC (100%; Sole Member)
 GR Bage (NEP), LLC (100%; Sole Member)
 Genesis Purchaser Holdings, LLC (100%; Sole Member)
 Genesis Purchaser, LLC (100%; Sole Member)
 Genesis Solar Funding Holdings, LLC (100%; Sole Member)
 Genesis Solar Funding, LLC (100%; Sole Member)
 Genesis Solar Holdings, LLC (100%; Class A Tax Equity Member)
 Elk City Wind, LLC (100%; Sole Member)
 Genesis Solar, LLC (100%; Sole Member)
 NextEra Desert Center Blythe, LLC (50%; Member)
 Golden Plains Class A Holdings, LLC (100%; Sole Member)
 Golden Plains, LLC (100%; Class A Member)
 Baldwin Wind Energy, LLC (100%; Sole Member)
 Northern Colorado Wind Energy Center II, LLC (100%; Sole Member)
 Northern Colorado Interconnect, LLC (12.9%; Member)
 Northern Colorado Wind Energy Center, LLC (100%; Sole Member)
 Northern Colorado Interconnect, LLC (87.1%; Managing Member)
 Wilmot Energy Center, LLC (100%; Sole Member)
 Pine Brooke Class A Holdings, LLC (40%; Member)
 Pine Brooke, LLC (100%; Class A Tax Equity Member)
 Blue Summit III Wind, LLC (100%; Sole Member)
 Blue Summit Interconnection, LLC (25%; Member)
 Harmony Florida Solar, LLC (100%; Sole Member)

Ponderosa Wind, LLC (100%; Sole Member)
Saint Solar, LLC (100%; Sole Member)
Sanford Airport Solar, LLC (100%; Sole Member)
Soldier Creek Wind, LLC (100%; Sole Member)
Taylor Creek Solar, LLC (100%; Sole Member)
NextEra Energy Partners Acquisitions, LLC (100%; Sole Member)
Baldwin Wind, LLC (100%; Sole Member)
Bayhawk Wind Portfolio, LLC (100%; Sole Member)
Bayhawk Wind Holdings, LLC (100%; Sole Member)
Bayhawk Wind, LLC (100%; Class A Member)
Cedar Bluff Wind, LLC (100%; Sole Member)
Golden Hills Wind, LLC (100%; Sole Member)
Golden Hills Interconnection, LLC (67.6%; Managing Member)
Coram Portfolio II, LLC (100%; Sole Member)
Tusk Wind Holdings V, LLC (100%; Sole Member)
RET Coram Tehachapi Wind GP, LLC (100%; Sole Member)
Coram California Development, L.P. (0.01%; General Partner)
RET Tehachapi Wind Development, LLC (100%; Sole Member)
Coram California Development, L.P. (99.99%; Limited Partner)
Coram Portfolio, LLC (100%; Sole Member)
Tusk Wind Holdings IV, LLC (100%; Sole Member)
Coram Energy LLC (100%; Sole Member)
Coram Tehachapi, LLC (100%; Sole Member)
HW CA Holdings, LLC (100%; Member)
High Winds, LLC (100%; Sole Member)
Javelina Wind Funding, LLC (100%; Sole Member)
Javelina Wind Energy Holdings, LLC (100%; Sole Member)
Javelina Wind Energy, LLC (100%; Sole Member)
Javelina Interconnection, LLC (55%; Managing Member)
Mammoth Plains Wind Project Holdings, LLC (100%; Sole Member)
Mammoth Plains Wind Project, LLC (100%; Class A Member)
Meadowlark Wind, LLC (100%; Sole Member)
NEP Renewables Holdings II, LLC (100%; Sole Member)
NEP Renewables II, LLC (100%; Managing Member)
Ashtabula Wind II, LLC (100%; Sole Member)
Ashtabula Wind III, LLC (100%; Sole Member)
FPL Energy Vansycle L.L.C. (100%; Sole Member)
Garden Wind, LLC (100%; Sole Member)
Perrin Ranch Wind, LLC (100%; Sole Member)
Rosmar Portfolio, LLC (100%; Sole Member)
Rosmar Holdings, LLC (100%; Member)
Marshall Solar, LLC (100%; Sole Member)
Roswell Solar, LLC (100%; Sole Member)
Roswell Solar Holdings, LLC (100%; Sole Member)
SSSS Holdings, LLC (100%; Sole Member)
Silver State South Solar, LLC (49.99%; Managing Member)
Silver State Solar Power South, LLC (100%; Sole Member)
Tuscola Bay Wind, LLC (100%; Sole Member)
White Oak Energy Holdings, LLC (100%; Sole Member)
White Oak Energy LLC (100%; Sole Member)
NEP Renewables Holdings III, LLC (100%; Sole Member)
NEP Renewables III, LLC (50%; Class B Member)
Star Moon Holdings, LLC (100%; Class A Member)
Moonlight Bay Class A Holdings, LLC (100%; Sole Member)
Moonlight Bay Renewables, LLC (100%; Class A Member)
Dodge Flat Solar, LLC (100%; Sole Member)
Elora Solar, LLC (100%; Sole Member)

Fish Springs Ranch Solar, LLC (100%; Sole Member)
 Little Blue Wind Project, LLC (100%; Sole Member)
 Minco Wind Energy III, LLC (100%; Sole Member)
 Minco IV & V Interconnection, LLC (27.04%; Managing Member)
 White Mesa Wind, LLC (100%; Sole Member)
 Stargrass Class A Holdings, LLC (100%; Sole Member)
 Stargrass, LLC (100%; Class A Member)
 Borderlands Wind, LLC (100%; Sole Member)
 Borderlands Wind Holdings, LLC (100%; Sole Member)
 Cool Springs Solar, LLC (100%; Sole Member)
 Ensign Wind Energy, LLC (100%; Sole Member)
 Hubbard Wind, LLC (100%; Sole Member)
 Irish Creek Wind, LLC (100%; Sole Member)
 Quinebaug Solar, LLC (100%; Sole Member)
 Quitman II Solar, LLC (100%; Sole Member)
 NEP Renewables III, LLC (100%; Class A Member)
 Star Moon Holdings, LLC (100%; Class A Member)
 Moonlight Bay Class A Holdings, LLC (100%; Sole Member)
 Moonlight Bay Renewables, LLC (100%; Class A Member)
 Dodge Flat Solar, LLC (100%; Sole Member)
 Elora Solar, LLC (100%; Sole Member)
 Fish Springs Ranch Solar, LLC (100%; Sole Member)
 Little Blue Wind Project, LLC (100%; Sole Member)
 Minco Wind Energy III, LLC (100%; Sole Member)
 Minco IV & V Interconnection, LLC (27.04%; Managing Member)
 White Mesa Wind, LLC (100%; Sole Member)
 Stargrass Class A Holdings, LLC (100%; Sole Member)
 Stargrass, LLC (100%; Class A Member)
 Borderlands Wind, LLC (100%; Sole Member)
 Borderlands Wind Holdings, LLC (100%; Sole Member)
 Cool Springs Solar, LLC (100%; Sole Member)
 Ensign Wind Energy, LLC (100%; Sole Member)
 Hubbard Wind, LLC (100%; Sole Member)
 Irish Creek Wind, LLC (100%; Sole Member)
 Quinebaug Solar, LLC (100%; Sole Member)
 Quitman II Solar, LLC (100%; Sole Member)
 NEP Renewables Holdings IV, LLC (100%; Sole Member)
 NEP Renewables IV, LLC (100%; Class A Member)
 Alta Wind Portfolio, LLC (100%; Sole Member)
 Tusk Wind Holdings, LLC (100%; Sole Member)
 Alta Wind VIII, LLC (100%; Sole Member)
 Dogwood Wind Holdings, LLC (100%; Sole Member)
 Dogwood Wind, LLC (100%; Class A Tax Equity Member)
 Oliver Wind III, LLC (100%; Sole Member)
 Osborn Wind Energy, LLC (100%; Sole Member)
 Elk City Sholes Holdings, LLC (100%; Sole Member)
 Elk City II Wind Funding, LLC (100%; Sole Member)
 Southwest Wind, LLC (100%; Class A Tax Equity Member)
 Elk City Renewables II, LLC (100%; Sole Member)
 Sholes Wind Funding, LLC (100%; Sole Member)
 Sholes Wind Class A Holdings, LLC (100%; Sole Member)
 Sholes Wind, LLC (100%; Class A Member)
 Emerald Breeze Holdings, LLC (100%; Class A Member)
 Emerald Breeze Class A Holdings, LLC (100%; Sole Member)
 Emerald Breeze, LLC (100%; Class A Member)
 Appaloosa Run Wind, LLC (100%; Sole Member)
 Eight Point Wind, LLC (100%; Sole Member)

Great Prairie Wind, LLC (100%; Sole Member)
 Yellow Pine Solar, LLC (100%; Sole Member)
 Yellow Pine Solar Interconnect, LLC (50%; Managing Member)
 Golden West Wind Holdings, LLC (100%; Sole Member)
 Golden West Power Partners, LLC (100%; Class A Tax Equity Member)
 Nokota Wind Holdings, LLC (100%; Sole Member)
 Nokota Wind, LLC (100%; Class A Tax Equity Member)
 Brady Wind II, LLC (100%; Sole Member)
 Brady Interconnection, LLC (50%; Member)
 Brady Wind, LLC (100%; Sole Member)
 Brady Interconnection, LLC (50%; Managing Member)
 Sac County Wind Holdings, LLC (100%; Sole Member)
 Sac County Wind Class A Holdings, LLC (100%; Class A Member)
 Sac County Wind, LLC (100%; Class A Member)
 NEP Renewables IV, LLC (31.2%; Class B Member)
 Alta Wind Portfolio, LLC (100%; Sole Member)
 Tusk Wind Holdings, LLC (100%; Sole Member)
 Alta Wind VIII, LLC (100%; Sole Member)
 Dogwood Wind Holdings, LLC (100%; Sole Member)
 Dogwood Wind, LLC (100%; Class A Tax Equity Member)
 Oliver Wind III, LLC (100%; Sole Member)
 Osborn Wind Energy, LLC (100%; Sole Member)
 Elk City Sholes Holdings, LLC (100%; Sole Member)
 Elk City II Wind Funding, LLC (100%; Sole Member)
 Southwest Wind, LLC (100%; Class A Tax Equity Member)
 Elk City Renewables II, LLC (100%; Sole Member)
 Sholes Wind Funding, LLC (100%; Sole Member)
 Sholes Wind Class A Holdings, LLC (100%; Sole Member)
 Sholes Wind, LLC (100%; Class A Member)
 Emerald Breeze Holdings, LLC (100%; Class A Member)
 Emerald Breeze Class A Holdings, LLC (100%; Sole Member)
 Emerald Breeze, LLC (100%; Class A Member)
 Appaloosa Run Wind, LLC (100%; Sole Member)
 Eight Point Wind, LLC (100%; Sole Member)
 Great Prairie Wind, LLC (100%; Sole Member)
 Yellow Pine Solar, LLC (100%; Sole Member)
 Yellow Pine Solar Interconnect, LLC (50%; Managing Member)
 Golden West Wind Holdings, LLC (100%; Sole Member)
 Golden West Power Partners, LLC (100%; Class A Tax Equity Member)
 Nokota Wind Holdings, LLC (100%; Sole Member)
 Nokota Wind, LLC (100%; Class A Tax Equity Member)
 Brady Wind II, LLC (100%; Sole Member)
 Brady Interconnection, LLC (50%; Member)
 Brady Wind, LLC (100%; Sole Member)
 Brady Interconnection, LLC (50%; Managing Member)
 Sac County Wind Holdings, LLC (100%; Sole Member)
 Sac County Wind Class A Holdings, LLC (100%; Class A Member)
 Sac County Wind, LLC (100%; Class A Member)
 NEP Renewables Holdings, LLC (100%; Sole Member)
 NEP Renewables, LLC (100%; Sole Member)
 Breckinridge Wind Class A Holdings, LLC (100%; Sole Member)
 Breckinridge Wind Project, LLC (100%; Class A Tax Equity Member)
 Carousel Wind Holdings, LLC (100%; Sole Member)
 Carousel Wind Farm, LLC (100%; Class A Tax Equity Member)
 Monarch Wind Holdings, LLC (100%; Sole Member)
 Monarch Wind, LLC (100%; Class A Tax Equity Member)
 Javelina Wind Holdings II, LLC (100%; Sole Member)

Javelina Wind Energy II, LLC (100%; Sole Member)
Javelina Interconnection, LLC (45%; Member)
Rush Springs Wind Energy, LLC (100%; Sole Member)
Mountain View Solar Holdings, LLC (100%; Sole Member)
Mountain View Solar, LLC (100%; Sole Member)
Pacific Plains Wind Class A Holdings, LLC (100%; Sole Member)
Pacific Plains Wind, LLC (100%; Class A Tax Equity Member)
Cottonwood Wind Project Holdings, LLC (100%; Sole Member)
Cottonwood Wind Project, LLC (100%; Sole Member)
Golden Hills North Wind, LLC (100%; Sole Member)
Golden Hills Interconnection, LLC (32.4%; Member)
NextEra Energy Bluff Point, LLC (100%; Sole Member)
NextEra Desert Sunlight Holdings, LLC (99.8%; Member)
Desert Sunlight Investment Holdings, LLC (50%; Managing Member)
Desert Sunlight Holdings, LLC (100%; Sole Member)
Desert Sunlight 250, LLC (100%; Sole Member)
Desert Sunlight 300, LLC (100%; Sole Member)
Nutmeg Solar Holdings, LLC (33.3%; Member)
Nutmeg Solar, LLC (100%; Sole Member)
Palomino Wind Holdings, LLC (100%; Sole Member)
Palomino Wind, LLC (100%; Class A Tax Equity Member)
Kingman Wind Energy I, LLC (100%; Sole Member)
Kingman Wind Energy II, LLC (100%; Sole Member)
Prairie View Wind Holdings, LLC (100%; Sole Member)
Ninnescah Wind Energy LLC (100%; Sole Member)
Seiling Wind Investments, LLC (100%; Sole Member)
Seiling Wind Holdings, LLC (100%; Sole Member)
Seiling Wind Portfolio, LLC (100%; Class A Tax Equity Member)
Seiling Wind II, LLC (100%; Sole Member)
Seiling Wind Interconnection Services, LLC (33%; Member)
Seiling Wind, LLC (100%; Sole Member)
Seiling Wind Interconnection Services, LLC (67%; Managing Member)
Shaw Creek Solar Holdings, LLC (33.3%; Member)
Shaw Creek Solar, LLC (100%; Sole Member)
Solar Holdings Portfolio 12, LLC (100%; Class C Member)
DG Portfolio 2019 Holdings, LLC (100%; Sole Member)
DG Portfolio 2019, LLC (100%; Sole Member)
DG Amaze, LLC (100%; Sole Member)
DG California Solar, LLC (100%; Sole Member)
DG Colorado Solar, LLC (100%; Sole Member)
DG LF Solar, LLC (100%; Sole Member)
DG Minnesota CSG 1, LLC (100%; Sole Member)
DG Minnesota CSG, LLC (100%; Sole Member)
DG New Jersey Solar, LLC (100%; Sole Member)
DG New York Solar, LLC (100%; Sole Member)
DG Northeast Solar, LLC (100%; Sole Member)
DG SUNY Solar 1, LLC (100%; Sole Member)
DG Southwest Solar Portfolio 2019, LLC (100%; Sole Member)
DG Waipio, LLC (100%; Sole Member)
Pacific Energy Solutions LLC (100%; Sole Member)
HL Solar LLC (100%; Sole Member)
W2 Solar Holdings, LLC (100%; Sole Member)
Sierra Solar Funding, LLC (100%; Sole Member)
Sierra Solar Holdings, LLC (100%; Sole Member)
Westside Solar, LLC (100%; Sole Member)
Whitney Point Solar, LLC (100%; Sole Member)
Southwest Solar Holdings, LLC (100%; Member)

Hatch Solar Energy Center I LLC (100%; Sole Member)
 Sunlight Renewables Holdings, LLC (100%; Class A Member)
 Sunlight Renewables Class A Holdings, LLC (100%; Sole Member)
 Sunlight Renewables, LLC (100%; Class A Member)
 Sunlight Storage, LLC (100%; Sole Member)
 VMCLR Holdings, LLC (100%; Sole Member)
 Indigo Plains Solar Class B Holdings, LLC (100%; Sole Member)
 Indigo Plains Solar, LLC (100%; Class B Tax Equity Member)
 Chaves County Solar, LLC (100%; Sole Member)
 Chaves County Solar Holdings, LLC (100%; Sole Member)
 Live Oak Solar, LLC (100%; Sole Member)
 River Bend Solar, LLC (100%; Sole Member)
 Indigo Plains Solar Funding, LLC (100%; Sole Member)
 Indigo Plains Solar Holdings, LLC (100%; Sole Member)
 Indigo Plains Solar, LLC (100%; Class A Tax Equity Member)
 Chaves County Solar, LLC (100%; Sole Member)
 Chaves County Solar Holdings, LLC (100%; Sole Member)
 Live Oak Solar, LLC (100%; Sole Member)
 River Bend Solar, LLC (100%; Sole Member)
 Whiptail-Montezuma Funding, LLC (100%; Sole Member)
 Whiptail-Montezuma Holdings, LLC (100%; Sole Member)
 Montezuma Wind Holdings II, LLC (100%; Sole Member)
 NextEra Energy Montezuma II Wind, LLC (100%; Sole Member)
 Southwest Wind Class A Holdings, LLC (100%; Class A Member)
 Whiptail Wind, LLC (100%; Class A Tax Equity Member)
 Casa Mesa Wind, LLC (100%; Sole Member)
 Casa Mesa Wind Investments, LLC (100%; Sole Member)
 Langdon Renewables, LLC (100%; Sole Member)
 New Mexico Wind, LLC (100%; Sole Member)
 Pacific Power Investments, LLC (100%; Sole Member)
 Southwest Wind Class A Holdings, LLC (100%; Class B Member)
 Whiptail Wind, LLC (100%; Class A Tax Equity Member)
 Casa Mesa Wind, LLC (100%; Sole Member)
 Casa Mesa Wind Investments, LLC (100%; Sole Member)
 Langdon Renewables, LLC (100%; Sole Member)
 New Mexico Wind, LLC (100%; Sole Member)
 Pacific Power Investments, LLC (100%; Sole Member)
 Windstar Portfolio, LLC (100%; Sole Member)
 Tusk Wind Holdings II, LLC (100%; Sole Member)
 Windstar Energy, LLC (100%; Sole Member)
 NextEra Energy Partners Constructors, LLC (100%; Sole Member)
 NextEra Energy Partners Solar Acquisitions, LLC (100%; Sole Member)
 Adelanto CA II, LLC (100%; Sole Member)
 Adelanto Solar Funding, LLC (50.01%; Member)
 Adelanto Solar Holdings, LLC (100%; Sole Member)
 Adelanto Solar II, LLC (100%; Sole Member)
 Adelanto Solar, LLC (100%; Sole Member)
 McCoy CA II, LLC (100%; Sole Member)
 McCoy Solar Holdings, LLC (50.01%; Member)
 McCoy Solar Funding, LLC (100%; Sole Member)
 McCoy Solar, LLC (100%; Sole Member)
 NextEra Desert Center Blythe, LLC (50%; Member)
 NextEra Energy Partners Ventures, LLC (100%; Sole Member)
 NET Holdings Management, LLC (100%; Sole Member)
 NextEra Energy Partners Pipelines Holdings, LLC (100%; Sole Member)
 NextEra Energy Partners Pipelines, LLC (100%; Managing Member)
 Meade Pipeline Investment Holdings, LLC (100%; Sole Member)

Meade Pipeline Investment, LLC (100%; Sole Member)
Meade Pipeline Co LLC (75%; Managing Member)
Redwood Meade Pipeline, LLC (100%; Sole Member)
Redwood Midstream, LLC (90%; Managing Member)
Redwood Meade Midstream MPC, LLC (100%; Sole Member)
Meade Pipeline Co LLC (15%; Member)
River Road Interests LLC (100%; Sole Member)
Meade Pipeline Co LLC (10%; Member)
Redwood Midstream, LLC (10%; Member)
Redwood Meade Midstream MPC, LLC (100%; Sole Member)
Meade Pipeline Co LLC (15%; Member)
River Road Interests LLC (100%; Sole Member)
Meade Pipeline Co LLC (10%; Member)
South Texas Midstream Holdings, LLC (100%; Sole Member)
South Texas Midstream, LLC (100%; Class B Member)
South Texas Midstream, LLC (100%; Class A Member)
Northern Colorado Wind Energy, LLC (100%; Sole Member)
Palo Duro Wind Portfolio, LLC (100%; Sole Member)
Palo Duro Wind Project Holdings, LLC (100%; Sole Member)
Palo Duro Wind Energy, LLC (100%; Sole Member)
Palo Duro Wind Interconnection Services, LLC (88%; Managing Member)
Shafter Solar Portfolio, LLC (100%; Sole Member)
Shafter Solar Holdings, LLC (100%; Sole Member)
Shafter Solar, LLC (100%; Sole Member)
Tusk Wind Holdings III, LLC (100%; Sole Member)
Granite Reliable Power, LLC (100%; Sole Member)
NextEra Energy Operating Partners, LP (51.475%; Limited Partner)
NextEra Energy US Partners Holdings, LLC (100%; Sole Member)
GR Bage (NEP), LLC (100%; Sole Member)
Genesis Purchaser Holdings, LLC (100%; Sole Member)
Genesis Purchaser, LLC (100%; Sole Member)
Genesis Solar Funding Holdings, LLC (100%; Sole Member)
Genesis Solar Funding, LLC (100%; Sole Member)
Genesis Solar Holdings, LLC (100%; Class A Tax Equity Member)
Elk City Wind, LLC (100%; Sole Member)
Genesis Solar, LLC (100%; Sole Member)
NextEra Desert Center Blythe, LLC (50%; Member)
Golden Plains Class A Holdings, LLC (100%; Sole Member)
Golden Plains, LLC (100%; Class A Member)
Baldwin Wind Energy, LLC (100%; Sole Member)
Northern Colorado Wind Energy Center II, LLC (100%; Sole Member)
Northern Colorado Interconnect, LLC (12.9%; Member)
Northern Colorado Wind Energy Center, LLC (100%; Sole Member)
Northern Colorado Interconnect, LLC (87.1%; Managing Member)
Wilmot Energy Center, LLC (100%; Sole Member)
Pine Brooke Class A Holdings, LLC (40%; Member)
Pine Brooke, LLC (100%; Class A Tax Equity Member)
Blue Summit III Wind, LLC (100%; Sole Member)
Blue Summit Interconnection, LLC (25%; Member)
Harmony Florida Solar, LLC (100%; Sole Member)
Ponderosa Wind, LLC (100%; Sole Member)
Saint Solar, LLC (100%; Sole Member)
Sanford Airport Solar, LLC (100%; Sole Member)
Soldier Creek Wind, LLC (100%; Sole Member)
Taylor Creek Solar, LLC (100%; Sole Member)
NextEra Energy Partners Acquisitions, LLC (100%; Sole Member)

Baldwin Wind, LLC (100%; Sole Member)
Bayhawk Wind Portfolio, LLC (100%; Sole Member)
 Bayhawk Wind Holdings, LLC (100%; Sole Member)
 Bayhawk Wind, LLC (100%; Class A Member)
 Cedar Bluff Wind, LLC (100%; Sole Member)
 Golden Hills Wind, LLC (100%; Sole Member)
 Golden Hills Interconnection, LLC (67.6%; Managing Member)
Coram Portfolio II, LLC (100%; Sole Member)
 Tusk Wind Holdings V, LLC (100%; Sole Member)
 RET Coram Tehachapi Wind GP, LLC (100%; Sole Member)
 Coram California Development, L.P. (0.01%; General Partner)
 RET Tehachapi Wind Development, LLC (100%; Sole Member)
 Coram California Development, L.P. (99.99%; Limited Partner)
Coram Portfolio, LLC (100%; Sole Member)
 Tusk Wind Holdings IV, LLC (100%; Sole Member)
 Coram Energy LLC (100%; Sole Member)
 Coram Tehachapi, LLC (100%; Sole Member)
HW CA Holdings, LLC (100%; Member)
 High Winds, LLC (100%; Sole Member)
Javelina Wind Funding, LLC (100%; Sole Member)
 Javelina Wind Energy Holdings, LLC (100%; Sole Member)
 Javelina Wind Energy, LLC (100%; Sole Member)
 Javelina Interconnection, LLC (55%; Managing Member)
Mammoth Plains Wind Project Holdings, LLC (100%; Sole Member)
 Mammoth Plains Wind Project, LLC (100%; Class A Member)
Meadowlark Wind, LLC (100%; Sole Member)
NEP Renewables Holdings II, LLC (100%; Sole Member)
 NEP Renewables II, LLC (100%; Managing Member)
 Ashtabula Wind II, LLC (100%; Sole Member)
 Ashtabula Wind III, LLC (100%; Sole Member)
 FPL Energy Vansycle L.L.C. (100%; Sole Member)
 Garden Wind, LLC (100%; Sole Member)
 Perrin Ranch Wind, LLC (100%; Sole Member)
 Rosmar Portfolio, LLC (100%; Sole Member)
 Rosmar Holdings, LLC (100%; Member)
 Marshall Solar, LLC (100%; Sole Member)
 Roswell Solar, LLC (100%; Sole Member)
 Roswell Solar Holdings, LLC (100%; Sole Member)
 SSSS Holdings, LLC (100%; Sole Member)
 Silver State South Solar, LLC (49.99%; Managing Member)
 Silver State Solar Power South, LLC (100%; Sole Member)
 Tuscola Bay Wind, LLC (100%; Sole Member)
 White Oak Energy Holdings, LLC (100%; Sole Member)
 White Oak Energy LLC (100%; Sole Member)
NEP Renewables Holdings III, LLC (100%; Sole Member)
 NEP Renewables III, LLC (50%; Class B Member)
 Star Moon Holdings, LLC (100%; Class A Member)
 Moonlight Bay Class A Holdings, LLC (100%; Sole Member)
 Moonlight Bay Renewables, LLC (100%; Class A Member)
 Dodge Flat Solar, LLC (100%; Sole Member)
 Elora Solar, LLC (100%; Sole Member)
 Fish Springs Ranch Solar, LLC (100%; Sole Member)
 Little Blue Wind Project, LLC (100%; Sole Member)
 Minco Wind Energy III, LLC (100%; Sole Member)
 Minco IV & V Interconnection, LLC (27.04%; Managing Member)
 White Mesa Wind, LLC (100%; Sole Member)
 Stargrass Class A Holdings, LLC (100%; Sole Member)

Stargrass, LLC (100%; Class A Member)
Borderlands Wind, LLC (100%; Sole Member)
Borderlands Wind Holdings, LLC (100%; Sole Member)
Cool Springs Solar, LLC (100%; Sole Member)
Ensign Wind Energy, LLC (100%; Sole Member)
Hubbard Wind, LLC (100%; Sole Member)
Irish Creek Wind, LLC (100%; Sole Member)
Quinebaug Solar, LLC (100%; Sole Member)
Quitman II Solar, LLC (100%; Sole Member)
NEP Renewables III, LLC (100%; Class A Member)
Star Moon Holdings, LLC (100%; Class A Member)
Moonlight Bay Class A Holdings, LLC (100%; Sole Member)
Moonlight Bay Renewables, LLC (100%; Class A Member)
Dodge Flat Solar, LLC (100%; Sole Member)
Elora Solar, LLC (100%; Sole Member)
Fish Springs Ranch Solar, LLC (100%; Sole Member)
Little Blue Wind Project, LLC (100%; Sole Member)
Minco Wind Energy III, LLC (100%; Sole Member)
Minco IV & V Interconnection, LLC (27.04%; Managing Member)
White Mesa Wind, LLC (100%; Sole Member)
Stargrass Class A Holdings, LLC (100%; Sole Member)
Stargrass, LLC (100%; Class A Member)
Borderlands Wind, LLC (100%; Sole Member)
Borderlands Wind Holdings, LLC (100%; Sole Member)
Cool Springs Solar, LLC (100%; Sole Member)
Ensign Wind Energy, LLC (100%; Sole Member)
Hubbard Wind, LLC (100%; Sole Member)
Irish Creek Wind, LLC (100%; Sole Member)
Quinebaug Solar, LLC (100%; Sole Member)
Quitman II Solar, LLC (100%; Sole Member)
NEP Renewables Holdings IV, LLC (100%; Sole Member)
NEP Renewables IV, LLC (100%; Class A Member)
Alta Wind Portfolio, LLC (100%; Sole Member)
Tusk Wind Holdings, LLC (100%; Sole Member)
Alta Wind VIII, LLC (100%; Sole Member)
Dogwood Wind Holdings, LLC (100%; Sole Member)
Dogwood Wind, LLC (100%; Class A Tax Equity Member)
Oliver Wind III, LLC (100%; Sole Member)
Osborn Wind Energy, LLC (100%; Sole Member)
Elk City Sholes Holdings, LLC (100%; Sole Member)
Elk City II Wind Funding, LLC (100%; Sole Member)
Southwest Wind, LLC (100%; Class A Tax Equity Member)
Elk City Renewables II, LLC (100%; Sole Member)
Sholes Wind Funding, LLC (100%; Sole Member)
Sholes Wind Class A Holdings, LLC (100%; Sole Member)
Sholes Wind, LLC (100%; Class A Member)
Emerald Breeze Holdings, LLC (100%; Class A Member)
Emerald Breeze Class A Holdings, LLC (100%; Sole Member)
Emerald Breeze, LLC (100%; Class A Member)
Appaloosa Run Wind, LLC (100%; Sole Member)
Eight Point Wind, LLC (100%; Sole Member)
Great Prairie Wind, LLC (100%; Sole Member)
Yellow Pine Solar, LLC (100%; Sole Member)
Yellow Pine Solar Interconnect, LLC (50%; Managing Member)
Golden West Wind Holdings, LLC (100%; Sole Member)
Golden West Power Partners, LLC (100%; Class A Tax Equity Member)
Nokota Wind Holdings, LLC (100%; Sole Member)

Nokota Wind, LLC (100%; Class A Tax Equity Member)
 Brady Wind II, LLC (100%; Sole Member)
 Brady Interconnection, LLC (50%; Member)
 Brady Wind, LLC (100%; Sole Member)
 Brady Interconnection, LLC (50%; Managing Member)
 Sac County Wind Holdings, LLC (100%; Sole Member)
 Sac County Wind Class A Holdings, LLC (100%; Class A Member)
 Sac County Wind, LLC (100%; Class A Member)
 NEP Renewables IV, LLC (31.2%; Class B Member)
 Alta Wind Portfolio, LLC (100%; Sole Member)
 Tusk Wind Holdings, LLC (100%; Sole Member)
 Alta Wind VIII, LLC (100%; Sole Member)
 Dogwood Wind Holdings, LLC (100%; Sole Member)
 Dogwood Wind, LLC (100%; Class A Tax Equity Member)
 Oliver Wind III, LLC (100%; Sole Member)
 Osborn Wind Energy, LLC (100%; Sole Member)
 Elk City Sholes Holdings, LLC (100%; Sole Member)
 Elk City II Wind Funding, LLC (100%; Sole Member)
 Southwest Wind, LLC (100%; Class A Tax Equity Member)
 Elk City Renewables II, LLC (100%; Sole Member)
 Sholes Wind Funding, LLC (100%; Sole Member)
 Sholes Wind Class A Holdings, LLC (100%; Sole Member)
 Sholes Wind, LLC (100%; Class A Member)
 Emerald Breeze Holdings, LLC (100%; Class A Member)
 Emerald Breeze Class A Holdings, LLC (100%; Sole Member)
 Emerald Breeze, LLC (100%; Class A Member)
 Appaloosa Run Wind, LLC (100%; Sole Member)
 Eight Point Wind, LLC (100%; Sole Member)
 Great Prairie Wind, LLC (100%; Sole Member)
 Yellow Pine Solar, LLC (100%; Sole Member)
 Yellow Pine Solar Interconnect, LLC (50%; Managing Member)
 Golden West Wind Holdings, LLC (100%; Sole Member)
 Golden West Power Partners, LLC (100%; Class A Tax Equity Member)
 Nokota Wind Holdings, LLC (100%; Sole Member)
 Nokota Wind, LLC (100%; Class A Tax Equity Member)
 Brady Wind II, LLC (100%; Sole Member)
 Brady Interconnection, LLC (50%; Member)
 Brady Wind, LLC (100%; Sole Member)
 Brady Interconnection, LLC (50%; Managing Member)
 Sac County Wind Holdings, LLC (100%; Sole Member)
 Sac County Wind Class A Holdings, LLC (100%; Class A Member)
 Sac County Wind, LLC (100%; Class A Member)
 NEP Renewables Holdings, LLC (100%; Sole Member)
 NEP Renewables, LLC (100%; Sole Member)
 Breckinridge Wind Class A Holdings, LLC (100%; Sole Member)
 Breckinridge Wind Project, LLC (100%; Class A Tax Equity Member)
 Carousel Wind Holdings, LLC (100%; Sole Member)
 Carousel Wind Farm, LLC (100%; Class A Tax Equity Member)
 Monarch Wind Holdings, LLC (100%; Sole Member)
 Monarch Wind, LLC (100%; Class A Tax Equity Member)
 Javelina Wind Holdings II, LLC (100%; Sole Member)
 Javelina Wind Energy II, LLC (100%; Sole Member)
 Javelina Interconnection, LLC (45%; Member)
 Rush Springs Wind Energy, LLC (100%; Sole Member)
 Mountain View Solar Holdings, LLC (100%; Sole Member)
 Mountain View Solar, LLC (100%; Sole Member)
 Pacific Plains Wind Class A Holdings, LLC (100%; Sole Member)

Pacific Plains Wind, LLC (100%; Class A Tax Equity Member)
 Cottonwood Wind Project Holdings, LLC (100%; Sole Member)
 Cottonwood Wind Project, LLC (100%; Sole Member)
 Golden Hills North Wind, LLC (100%; Sole Member)
 Golden Hills Interconnection, LLC (32.4%; Member)
 NextEra Energy Bluff Point, LLC (100%; Sole Member)
 NextEra Desert Sunlight Holdings, LLC (99.8%; Member)
 Desert Sunlight Investment Holdings, LLC (50%; Managing Member)
 Desert Sunlight Holdings, LLC (100%; Sole Member)
 Desert Sunlight 250, LLC (100%; Sole Member)
 Desert Sunlight 300, LLC (100%; Sole Member)
 Nutmeg Solar Holdings, LLC (33.3%; Member)
 Nutmeg Solar, LLC (100%; Sole Member)
 Palomino Wind Holdings, LLC (100%; Sole Member)
 Palomino Wind, LLC (100%; Class A Tax Equity Member)
 Kingman Wind Energy I, LLC (100%; Sole Member)
 Kingman Wind Energy II, LLC (100%; Sole Member)
 Prairie View Wind Holdings, LLC (100%; Sole Member)
 Ninnescah Wind Energy LLC (100%; Sole Member)
 Seiling Wind Investments, LLC (100%; Sole Member)
 Seiling Wind Holdings, LLC (100%; Sole Member)
 Seiling Wind Portfolio, LLC (100%; Class A Tax Equity Member)
 Seiling Wind II, LLC (100%; Sole Member)
 Seiling Wind Interconnection Services, LLC (33%; Member)
 Seiling Wind, LLC (100%; Sole Member)
 Seiling Wind Interconnection Services, LLC (67%; Managing Member)
 Shaw Creek Solar Holdings, LLC (33.3%; Member)
 Shaw Creek Solar, LLC (100%; Sole Member)
 Solar Holdings Portfolio 12, LLC (100%; Class C Member)
 DG Portfolio 2019 Holdings, LLC (100%; Sole Member)
 DG Portfolio 2019, LLC (100%; Sole Member)
 DG Amaze, LLC (100%; Sole Member)
 DG California Solar, LLC (100%; Sole Member)
 DG Colorado Solar, LLC (100%; Sole Member)
 DG LF Solar, LLC (100%; Sole Member)
 DG Minnesota CSG 1, LLC (100%; Sole Member)
 DG Minnesota CSG, LLC (100%; Sole Member)
 DG New Jersey Solar, LLC (100%; Sole Member)
 DG New York Solar, LLC (100%; Sole Member)
 DG Northeast Solar, LLC (100%; Sole Member)
 DG SUNY Solar 1, LLC (100%; Sole Member)
 DG Southwest Solar Portfolio 2019, LLC (100%; Sole Member)
 DG Waipio, LLC (100%; Sole Member)
 Pacific Energy Solutions LLC (100%; Sole Member)
 HL Solar LLC (100%; Sole Member)
 W2 Solar Holdings, LLC (100%; Sole Member)
 Sierra Solar Funding, LLC (100%; Sole Member)
 Sierra Solar Holdings, LLC (100%; Sole Member)
 Westside Solar, LLC (100%; Sole Member)
 Whitney Point Solar, LLC (100%; Sole Member)
 Southwest Solar Holdings, LLC (100%; Member)
 Hatch Solar Energy Center I LLC (100%; Sole Member)
 Sunlight Renewables Holdings, LLC (100%; Class A Member)
 Sunlight Renewables Class A Holdings, LLC (100%; Sole Member)
 Sunlight Renewables, LLC (100%; Class A Member)
 Sunlight Storage, LLC (100%; Sole Member)
 VMCLR Holdings, LLC (100%; Sole Member)

Indigo Plains Solar Class B Holdings, LLC (100%; Sole Member)
Indigo Plains Solar, LLC (100%; Class B Tax Equity Member)
Chaves County Solar, LLC (100%; Sole Member)
Chaves County Solar Holdings, LLC (100%; Sole Member)
Live Oak Solar, LLC (100%; Sole Member)
River Bend Solar, LLC (100%; Sole Member)
Indigo Plains Solar Funding, LLC (100%; Sole Member)
Indigo Plains Solar Holdings, LLC (100%; Sole Member)
Indigo Plains Solar, LLC (100%; Class A Tax Equity Member)
Chaves County Solar, LLC (100%; Sole Member)
Chaves County Solar Holdings, LLC (100%; Sole Member)
Live Oak Solar, LLC (100%; Sole Member)
River Bend Solar, LLC (100%; Sole Member)
Whiptail-Montezuma Funding, LLC (100%; Sole Member)
Whiptail-Montezuma Holdings, LLC (100%; Sole Member)
Montezuma Wind Holdings II, LLC (100%; Sole Member)
NextEra Energy Montezuma II Wind, LLC (100%; Sole Member)
Southwest Wind Class A Holdings, LLC (100%; Class A Member)
Whiptail Wind, LLC (100%; Class A Tax Equity Member)
Casa Mesa Wind, LLC (100%; Sole Member)
Casa Mesa Wind Investments, LLC (100%; Sole Member)
Langdon Renewables, LLC (100%; Sole Member)
New Mexico Wind, LLC (100%; Sole Member)
Pacific Power Investments, LLC (100%; Sole Member)
Southwest Wind Class A Holdings, LLC (100%; Class B Member)
Whiptail Wind, LLC (100%; Class A Tax Equity Member)
Casa Mesa Wind, LLC (100%; Sole Member)
Casa Mesa Wind Investments, LLC (100%; Sole Member)
Langdon Renewables, LLC (100%; Sole Member)
New Mexico Wind, LLC (100%; Sole Member)
Pacific Power Investments, LLC (100%; Sole Member)
Windstar Portfolio, LLC (100%; Sole Member)
Tusk Wind Holdings II, LLC (100%; Sole Member)
Windstar Energy, LLC (100%; Sole Member)
NextEra Energy Partners Constructors, LLC (100%; Sole Member)
NextEra Energy Partners Solar Acquisitions, LLC (100%; Sole Member)
Adelanto CA II, LLC (100%; Sole Member)
Adelanto Solar Funding, LLC (50.01%; Member)
Adelanto Solar Holdings, LLC (100%; Sole Member)
Adelanto Solar II, LLC (100%; Sole Member)
Adelanto Solar, LLC (100%; Sole Member)
McCoy CA II, LLC (100%; Sole Member)
McCoy Solar Holdings, LLC (50.01%; Member)
McCoy Solar Funding, LLC (100%; Sole Member)
McCoy Solar, LLC (100%; Sole Member)
NextEra Desert Center Blythe, LLC (50%; Member)
NextEra Energy Partners Ventures, LLC (100%; Sole Member)
NET Holdings Management, LLC (100%; Sole Member)
NextEra Energy Partners Pipelines Holdings, LLC (100%; Sole Member)
NextEra Energy Partners Pipelines, LLC (100%; Managing Member)
Meade Pipeline Investment Holdings, LLC (100%; Sole Member)
Meade Pipeline Investment, LLC (100%; Sole Member)
Meade Pipeline Co LLC (75%; Managing Member)
Redwood Meade Pipeline, LLC (100%; Sole Member)
Redwood Midstream, LLC (90%; Managing Member)
Redwood Meade Midstream MPC, LLC (100%; Sole Member)
Meade Pipeline Co LLC (15%; Member)

River Road Interests LLC (100%; Sole Member)
 Meade Pipeline Co LLC (10%; Member)
 Redwood Midstream, LLC (10%; Member)
 Redwood Meade Midstream MPC, LLC (100%; Sole Member)
 Meade Pipeline Co LLC (15%; Member)
 River Road Interests LLC (100%; Sole Member)
 Meade Pipeline Co LLC (10%; Member)
 South Texas Midstream Holdings, LLC (100%; Sole Member)
 South Texas Midstream, LLC (100%; Class B Member)
 South Texas Midstream, LLC (100%; Class A Member)
 Northern Colorado Wind Energy, LLC (100%; Sole Member)
 Palo Duro Wind Portfolio, LLC (100%; Sole Member)
 Palo Duro Wind Project Holdings, LLC (100%; Sole Member)
 Palo Duro Wind Energy, LLC (100%; Sole Member)
 Palo Duro Wind Interconnection Services, LLC (88%; Managing Member)
 Shafter Solar Portfolio, LLC (100%; Sole Member)
 Shafter Solar Holdings, LLC (100%; Sole Member)
 Shafter Solar, LLC (100%; Sole Member)
 Tusk Wind Holdings III, LLC (100%; Sole Member)
 Granite Reliable Power, LLC (100%; Sole Member)
 NextEra Energy Partners, LP (51.4751%; Limited Partner)
 NextEra Energy Operating Partners GP, LLC (100%; Sole Member)
 NextEra Energy Operating Partners, LP (100%; General Partner)
 NextEra Energy US Partners Holdings, LLC (100%; Sole Member)
 GR Bage (NEP), LLC (100%; Sole Member)
 Genesis Purchaser Holdings, LLC (100%; Sole Member)
 Genesis Purchaser, LLC (100%; Sole Member)
 Genesis Solar Funding Holdings, LLC (100%; Sole Member)
 Genesis Solar Funding, LLC (100%; Sole Member)
 Genesis Solar Holdings, LLC (100%; Class A Tax Equity Member)
 Elk City Wind, LLC (100%; Sole Member)
 Genesis Solar, LLC (100%; Sole Member)
 NextEra Desert Center Blythe, LLC (50%; Member)
 Golden Plains Class A Holdings, LLC (100%; Sole Member)
 Golden Plains, LLC (100%; Class A Member)
 Baldwin Wind Energy, LLC (100%; Sole Member)
 Northern Colorado Wind Energy Center II, LLC (100%; Sole Member)
 Northern Colorado Interconnect, LLC (12.9%; Member)
 Northern Colorado Wind Energy Center, LLC (100%; Sole Member)
 Northern Colorado Interconnect, LLC (87.1%; Managing Member)
 Wilmot Energy Center, LLC (100%; Sole Member)
 Pine Brooke Class A Holdings, LLC (40%; Member)
 Pine Brooke, LLC (100%; Class A Tax Equity Member)
 Blue Summit III Wind, LLC (100%; Sole Member)
 Blue Summit Interconnection, LLC (25%; Member)
 Harmony Florida Solar, LLC (100%; Sole Member)
 Ponderosa Wind, LLC (100%; Sole Member)
 Saint Solar, LLC (100%; Sole Member)
 Sanford Airport Solar, LLC (100%; Sole Member)
 Soldier Creek Wind, LLC (100%; Sole Member)
 Taylor Creek Solar, LLC (100%; Sole Member)
 NextEra Energy Partners Acquisitions, LLC (100%; Sole Member)
 Baldwin Wind, LLC (100%; Sole Member)
 Bayhawk Wind Portfolio, LLC (100%; Sole Member)
 Bayhawk Wind Holdings, LLC (100%; Sole Member)

Bayhawk Wind, LLC (100%; Class A Member)
 Cedar Bluff Wind, LLC (100%; Sole Member)
 Golden Hills Wind, LLC (100%; Sole Member)
 Golden Hills Interconnection, LLC (67.6%; Managing Member)
 Coram Portfolio II, LLC (100%; Sole Member)
 Tusk Wind Holdings V, LLC (100%; Sole Member)
 RET Coram Tehachapi Wind GP, LLC (100%; Sole Member)
 Coram California Development, L.P. (0.01%; General Partner)
 RET Tehachapi Wind Development, LLC (100%; Sole Member)
 Coram California Development, L.P. (99.99%; Limited Partner)
 Coram Portfolio, LLC (100%; Sole Member)
 Tusk Wind Holdings IV, LLC (100%; Sole Member)
 Coram Energy LLC (100%; Sole Member)
 Coram Tehachapi, LLC (100%; Sole Member)
 HW CA Holdings, LLC (100%; Member)
 High Winds, LLC (100%; Sole Member)
 Javelina Wind Funding, LLC (100%; Sole Member)
 Javelina Wind Energy Holdings, LLC (100%; Sole Member)
 Javelina Wind Energy, LLC (100%; Sole Member)
 Javelina Interconnection, LLC (55%; Managing Member)
 Mammoth Plains Wind Project Holdings, LLC (100%; Sole Member)
 Mammoth Plains Wind Project, LLC (100%; Class A Member)
 Meadowlark Wind, LLC (100%; Sole Member)
 NEP Renewables Holdings II, LLC (100%; Sole Member)
 NEP Renewables II, LLC (100%; Managing Member)
 Ashtabula Wind II, LLC (100%; Sole Member)
 Ashtabula Wind III, LLC (100%; Sole Member)
 FPL Energy Vansycle L.L.C. (100%; Sole Member)
 Garden Wind, LLC (100%; Sole Member)
 Perrin Ranch Wind, LLC (100%; Sole Member)
 Rosmar Portfolio, LLC (100%; Sole Member)
 Rosmar Holdings, LLC (100%; Member)
 Marshall Solar, LLC (100%; Sole Member)
 Roswell Solar, LLC (100%; Sole Member)
 Roswell Solar Holdings, LLC (100%; Sole Member)
 SSSS Holdings, LLC (100%; Sole Member)
 Silver State South Solar, LLC (49.99%; Managing Member)
 Silver State Solar Power South, LLC (100%; Sole Member)
 Tuscola Bay Wind, LLC (100%; Sole Member)
 White Oak Energy Holdings, LLC (100%; Sole Member)
 White Oak Energy LLC (100%; Sole Member)
 NEP Renewables Holdings III, LLC (100%; Sole Member)
 NEP Renewables III, LLC (50%; Class B Member)
 Star Moon Holdings, LLC (100%; Class A Member)
 Moonlight Bay Class A Holdings, LLC (100%; Sole Member)
 Moonlight Bay Renewables, LLC (100%; Class A Member)
 Dodge Flat Solar, LLC (100%; Sole Member)
 Elora Solar, LLC (100%; Sole Member)
 Fish Springs Ranch Solar, LLC (100%; Sole Member)
 Little Blue Wind Project, LLC (100%; Sole Member)
 Minco Wind Energy III, LLC (100%; Sole Member)
 Minco IV & V Interconnection, LLC (27.04%; Managing Member)
 White Mesa Wind, LLC (100%; Sole Member)
 Stargrass Class A Holdings, LLC (100%; Sole Member)
 Stargrass, LLC (100%; Class A Member)
 Borderlands Wind, LLC (100%; Sole Member)
 Borderlands Wind Holdings, LLC (100%; Sole Member)

Cool Springs Solar, LLC (100%; Sole Member)
 Ensign Wind Energy, LLC (100%; Sole Member)
 Hubbard Wind, LLC (100%; Sole Member)
 Irish Creek Wind, LLC (100%; Sole Member)
 Quinebaug Solar, LLC (100%; Sole Member)
 Quitman II Solar, LLC (100%; Sole Member)
 NEP Renewables III, LLC (100%; Class A Member)
 Star Moon Holdings, LLC (100%; Class A Member)
 Moonlight Bay Class A Holdings, LLC (100%; Sole Member)
 Moonlight Bay Renewables, LLC (100%; Class A Member)
 Dodge Flat Solar, LLC (100%; Sole Member)
 Elora Solar, LLC (100%; Sole Member)
 Fish Springs Ranch Solar, LLC (100%; Sole Member)
 Little Blue Wind Project, LLC (100%; Sole Member)
 Minco Wind Energy III, LLC (100%; Sole Member)
 Minco IV & V Interconnection, LLC (27.04%; Managing Member)
 White Mesa Wind, LLC (100%; Sole Member)
 Stargrass Class A Holdings, LLC (100%; Sole Member)
 Stargrass, LLC (100%; Class A Member)
 Borderlands Wind, LLC (100%; Sole Member)
 Borderlands Wind Holdings, LLC (100%; Sole Member)
 Cool Springs Solar, LLC (100%; Sole Member)
 Ensign Wind Energy, LLC (100%; Sole Member)
 Hubbard Wind, LLC (100%; Sole Member)
 Irish Creek Wind, LLC (100%; Sole Member)
 Quinebaug Solar, LLC (100%; Sole Member)
 Quitman II Solar, LLC (100%; Sole Member)
 NEP Renewables Holdings IV, LLC (100%; Sole Member)
 NEP Renewables IV, LLC (100%; Class A Member)
 Alta Wind Portfolio, LLC (100%; Sole Member)
 Tusk Wind Holdings, LLC (100%; Sole Member)
 Alta Wind VIII, LLC (100%; Sole Member)
 Dogwood Wind Holdings, LLC (100%; Sole Member)
 Dogwood Wind, LLC (100%; Class A Tax Equity Member)
 Oliver Wind III, LLC (100%; Sole Member)
 Osborn Wind Energy, LLC (100%; Sole Member)
 Elk City Sholes Holdings, LLC (100%; Sole Member)
 Elk City II Wind Funding, LLC (100%; Sole Member)
 Southwest Wind, LLC (100%; Class A Tax Equity Member)
 Elk City Renewables II, LLC (100%; Sole Member)
 Sholes Wind Funding, LLC (100%; Sole Member)
 Sholes Wind Class A Holdings, LLC (100%; Sole Member)
 Sholes Wind, LLC (100%; Class A Member)
 Emerald Breeze Holdings, LLC (100%; Class A Member)
 Emerald Breeze Class A Holdings, LLC (100%; Sole Member)
 Emerald Breeze, LLC (100%; Class A Member)
 Appaloosa Run Wind, LLC (100%; Sole Member)
 Eight Point Wind, LLC (100%; Sole Member)
 Great Prairie Wind, LLC (100%; Sole Member)
 Yellow Pine Solar, LLC (100%; Sole Member)
 Yellow Pine Solar Interconnect, LLC (50%; Managing Member)
 Golden West Wind Holdings, LLC (100%; Sole Member)
 Golden West Power Partners, LLC (100%; Class A Tax Equity Member)
 Nokota Wind Holdings, LLC (100%; Sole Member)
 Nokota Wind, LLC (100%; Class A Tax Equity Member)
 Brady Wind II, LLC (100%; Sole Member)
 Brady Interconnection, LLC (50%; Member)

Brady Wind, LLC (100%; Sole Member)
 Brady Interconnection, LLC (50%; Managing Member)
 Sac County Wind Holdings, LLC (100%; Sole Member)
 Sac County Wind Class A Holdings, LLC (100%; Class A Member)
 Sac County Wind, LLC (100%; Class A Member)
 NEP Renewables IV, LLC (31.2%; Class B Member)
 Alta Wind Portfolio, LLC (100%; Sole Member)
 Tusk Wind Holdings, LLC (100%; Sole Member)
 Alta Wind VIII, LLC (100%; Sole Member)
 Dogwood Wind Holdings, LLC (100%; Sole Member)
 Dogwood Wind, LLC (100%; Class A Tax Equity Member)
 Oliver Wind III, LLC (100%; Sole Member)
 Osborn Wind Energy, LLC (100%; Sole Member)
 Elk City Sholes Holdings, LLC (100%; Sole Member)
 Elk City II Wind Funding, LLC (100%; Sole Member)
 Southwest Wind, LLC (100%; Class A Tax Equity Member)
 Elk City Renewables II, LLC (100%; Sole Member)
 Sholes Wind Funding, LLC (100%; Sole Member)
 Sholes Wind Class A Holdings, LLC (100%; Sole Member)
 Sholes Wind, LLC (100%; Class A Member)
 Emerald Breeze Holdings, LLC (100%; Class A Member)
 Emerald Breeze Class A Holdings, LLC (100%; Sole Member)
 Emerald Breeze, LLC (100%; Class A Member)
 Appaloosa Run Wind, LLC (100%; Sole Member)
 Eight Point Wind, LLC (100%; Sole Member)
 Great Prairie Wind, LLC (100%; Sole Member)
 Yellow Pine Solar, LLC (100%; Sole Member)
 Yellow Pine Solar Interconnect, LLC (50%; Managing Member)
 Golden West Wind Holdings, LLC (100%; Sole Member)
 Golden West Power Partners, LLC (100%; Class A Tax Equity Member)
 Nokota Wind Holdings, LLC (100%; Sole Member)
 Nokota Wind, LLC (100%; Class A Tax Equity Member)
 Brady Wind II, LLC (100%; Sole Member)
 Brady Interconnection, LLC (50%; Member)
 Brady Wind, LLC (100%; Sole Member)
 Brady Interconnection, LLC (50%; Managing Member)
 Sac County Wind Holdings, LLC (100%; Sole Member)
 Sac County Wind Class A Holdings, LLC (100%; Class A Member)
 Sac County Wind, LLC (100%; Class A Member)
 NEP Renewables Holdings, LLC (100%; Sole Member)
 NEP Renewables, LLC (100%; Sole Member)
 Breckinridge Wind Class A Holdings, LLC (100%; Sole Member)
 Breckinridge Wind Project, LLC (100%; Class A Tax Equity Member)
 Carousel Wind Holdings, LLC (100%; Sole Member)
 Carousel Wind Farm, LLC (100%; Class A Tax Equity Member)
 Monarch Wind Holdings, LLC (100%; Sole Member)
 Monarch Wind, LLC (100%; Class A Tax Equity Member)
 Javelina Wind Holdings II, LLC (100%; Sole Member)
 Javelina Wind Energy II, LLC (100%; Sole Member)
 Javelina Interconnection, LLC (45%; Member)
 Rush Springs Wind Energy, LLC (100%; Sole Member)
 Mountain View Solar Holdings, LLC (100%; Sole Member)
 Mountain View Solar, LLC (100%; Sole Member)
 Pacific Plains Wind Class A Holdings, LLC (100%; Sole Member)
 Pacific Plains Wind, LLC (100%; Class A Tax Equity Member)
 Cottonwood Wind Project Holdings, LLC (100%; Sole Member)
 Cottonwood Wind Project, LLC (100%; Sole Member)

Golden Hills North Wind, LLC (100%; Sole Member)
Golden Hills Interconnection, LLC (32.4%; Member)
NextEra Energy Bluff Point, LLC (100%; Sole Member)
NextEra Desert Sunlight Holdings, LLC (99.8%; Member)
Desert Sunlight Investment Holdings, LLC (50%; Managing Member)
Desert Sunlight Holdings, LLC (100%; Sole Member)
Desert Sunlight 250, LLC (100%; Sole Member)
Desert Sunlight 300, LLC (100%; Sole Member)
Nutmeg Solar Holdings, LLC (33.3%; Member)
Nutmeg Solar, LLC (100%; Sole Member)
Palomino Wind Holdings, LLC (100%; Sole Member)
Palomino Wind, LLC (100%; Class A Tax Equity Member)
Kingman Wind Energy I, LLC (100%; Sole Member)
Kingman Wind Energy II, LLC (100%; Sole Member)
Prairie View Wind Holdings, LLC (100%; Sole Member)
Ninnescah Wind Energy LLC (100%; Sole Member)
Seiling Wind Investments, LLC (100%; Sole Member)
Seiling Wind Holdings, LLC (100%; Sole Member)
Seiling Wind Portfolio, LLC (100%; Class A Tax Equity Member)
Seiling Wind II, LLC (100%; Sole Member)
Seiling Wind Interconnection Services, LLC (33%; Member)
Seiling Wind, LLC (100%; Sole Member)
Seiling Wind Interconnection Services, LLC (67%; Managing Member)
Shaw Creek Solar Holdings, LLC (33.3%; Member)
Shaw Creek Solar, LLC (100%; Sole Member)
Solar Holdings Portfolio 12, LLC (100%; Class C Member)
DG Portfolio 2019 Holdings, LLC (100%; Sole Member)
DG Portfolio 2019, LLC (100%; Sole Member)
DG Amaze, LLC (100%; Sole Member)
DG California Solar, LLC (100%; Sole Member)
DG Colorado Solar, LLC (100%; Sole Member)
DG LF Solar, LLC (100%; Sole Member)
DG Minnesota CSG 1, LLC (100%; Sole Member)
DG Minnesota CSG, LLC (100%; Sole Member)
DG New Jersey Solar, LLC (100%; Sole Member)
DG New York Solar, LLC (100%; Sole Member)
DG Northeast Solar, LLC (100%; Sole Member)
DG SUNY Solar 1, LLC (100%; Sole Member)
DG Southwest Solar Portfolio 2019, LLC (100%; Sole Member)
DG Waipio, LLC (100%; Sole Member)
Pacific Energy Solutions LLC (100%; Sole Member)
HL Solar LLC (100%; Sole Member)
W2 Solar Holdings, LLC (100%; Sole Member)
Sierra Solar Funding, LLC (100%; Sole Member)
Sierra Solar Holdings, LLC (100%; Sole Member)
Westside Solar, LLC (100%; Sole Member)
Whitney Point Solar, LLC (100%; Sole Member)
Southwest Solar Holdings, LLC (100%; Member)
Hatch Solar Energy Center I LLC (100%; Sole Member)
Sunlight Renewables Holdings, LLC (100%; Class A Member)
Sunlight Renewables Class A Holdings, LLC (100%; Sole Member)
Sunlight Renewables, LLC (100%; Class A Member)
Sunlight Storage, LLC (100%; Sole Member)
VMCLR Holdings, LLC (100%; Sole Member)
Indigo Plains Solar Class B Holdings, LLC (100%; Sole Member)
Indigo Plains Solar, LLC (100%; Class B Tax Equity Member)

Chaves County Solar, LLC (100%; Sole Member)
 Chaves County Solar Holdings, LLC (100%; Sole Member)
 Live Oak Solar, LLC (100%; Sole Member)
 River Bend Solar, LLC (100%; Sole Member)
 Indigo Plains Solar Funding, LLC (100%; Sole Member)
 Indigo Plains Solar Holdings, LLC (100%; Sole Member)
 Indigo Plains Solar, LLC (100%; Class A Tax Equity Member)
 Chaves County Solar, LLC (100%; Sole Member)
 Chaves County Solar Holdings, LLC (100%; Sole Member)
 Live Oak Solar, LLC (100%; Sole Member)
 River Bend Solar, LLC (100%; Sole Member)
 Whiptail-Montezuma Funding, LLC (100%; Sole Member)
 Whiptail-Montezuma Holdings, LLC (100%; Sole Member)
 Montezuma Wind Holdings II, LLC (100%; Sole Member)
 NextEra Energy Montezuma II Wind, LLC (100%; Sole Member)
 Southwest Wind Class A Holdings, LLC (100%; Class A Member)
 Whiptail Wind, LLC (100%; Class A Tax Equity Member)
 Casa Mesa Wind, LLC (100%; Sole Member)
 Casa Mesa Wind Investments, LLC (100%; Sole Member)
 Langdon Renewables, LLC (100%; Sole Member)
 New Mexico Wind, LLC (100%; Sole Member)
 Pacific Power Investments, LLC (100%; Sole Member)
 Southwest Wind Class A Holdings, LLC (100%; Class B Member)
 Whiptail Wind, LLC (100%; Class A Tax Equity Member)
 Casa Mesa Wind, LLC (100%; Sole Member)
 Casa Mesa Wind Investments, LLC (100%; Sole Member)
 Langdon Renewables, LLC (100%; Sole Member)
 New Mexico Wind, LLC (100%; Sole Member)
 Pacific Power Investments, LLC (100%; Sole Member)
 Windstar Portfolio, LLC (100%; Sole Member)
 Tusk Wind Holdings II, LLC (100%; Sole Member)
 Windstar Energy, LLC (100%; Sole Member)
 NextEra Energy Partners Constructors, LLC (100%; Sole Member)
 NextEra Energy Partners Solar Acquisitions, LLC (100%; Sole Member)
 Adelanto CA II, LLC (100%; Sole Member)
 Adelanto Solar Funding, LLC (50.01%; Member)
 Adelanto Solar Holdings, LLC (100%; Sole Member)
 Adelanto Solar II, LLC (100%; Sole Member)
 Adelanto Solar, LLC (100%; Sole Member)
 McCoy CA II, LLC (100%; Sole Member)
 McCoy Solar Holdings, LLC (50.01%; Member)
 McCoy Solar Funding, LLC (100%; Sole Member)
 McCoy Solar, LLC (100%; Sole Member)
 NextEra Desert Center Blythe, LLC (50%; Member)
 NextEra Energy Partners Ventures, LLC (100%; Sole Member)
 NET Holdings Management, LLC (100%; Sole Member)
 NextEra Energy Partners Pipelines Holdings, LLC (100%; Sole Member)
 NextEra Energy Partners Pipelines, LLC (100%; Managing Member)
 Meade Pipeline Investment Holdings, LLC (100%; Sole Member)
 Meade Pipeline Investment, LLC (100%; Sole Member)
 Meade Pipeline Co LLC (75%; Managing Member)
 Redwood Meade Pipeline, LLC (100%; Sole Member)
 Redwood Midstream, LLC (90%; Managing Member)
 Redwood Meade Midstream MPC, LLC (100%; Sole Member)
 Meade Pipeline Co LLC (15%; Member)
 River Road Interests LLC (100%; Sole Member)
 Meade Pipeline Co LLC (10%; Member)

Redwood Midstream, LLC (10%; Member)
Redwood Meade Midstream MPC, LLC (100%; Sole Member)
Meade Pipeline Co LLC (15%; Member)
River Road Interests LLC (100%; Sole Member)
Meade Pipeline Co LLC (10%; Member)
South Texas Midstream Holdings, LLC (100%; Sole Member)
South Texas Midstream, LLC (100%; Class B Member)
South Texas Midstream, LLC (100%; Class A Member)
Northern Colorado Wind Energy, LLC (100%; Sole Member)
Palo Duro Wind Portfolio, LLC (100%; Sole Member)
Palo Duro Wind Project Holdings, LLC (100%; Sole Member)
Palo Duro Wind Energy, LLC (100%; Sole Member)
Palo Duro Wind Interconnection Services, LLC (88%; Managing Member)
Shafter Solar Portfolio, LLC (100%; Sole Member)
Shafter Solar Holdings, LLC (100%; Sole Member)
Shafter Solar, LLC (100%; Sole Member)
Tusk Wind Holdings III, LLC (100%; Sole Member)
Granite Reliable Power, LLC (100%; Sole Member)
NextEra Energy Operating Partners, LP (48.525%; Limited Partner)
NextEra Energy US Partners Holdings, LLC (100%; Sole Member)
GR Bage (NEP), LLC (100%; Sole Member)
Genesis Purchaser Holdings, LLC (100%; Sole Member)
Genesis Purchaser, LLC (100%; Sole Member)
Genesis Solar Funding Holdings, LLC (100%; Sole Member)
Genesis Solar Funding, LLC (100%; Sole Member)
Genesis Solar Holdings, LLC (100%; Class A Tax Equity Member)
Elk City Wind, LLC (100%; Sole Member)
Genesis Solar, LLC (100%; Sole Member)
NextEra Desert Center Blythe, LLC (50%; Member)
Golden Plains Class A Holdings, LLC (100%; Sole Member)
Golden Plains, LLC (100%; Class A Member)
Baldwin Wind Energy, LLC (100%; Sole Member)
Northern Colorado Wind Energy Center II, LLC (100%; Sole Member)
Northern Colorado Interconnect, LLC (12.9%; Member)
Northern Colorado Wind Energy Center, LLC (100%; Sole Member)
Northern Colorado Interconnect, LLC (87.1%; Managing Member)
Wilmot Energy Center, LLC (100%; Sole Member)
Pine Brooke Class A Holdings, LLC (40%; Member)
Pine Brooke, LLC (100%; Class A Tax Equity Member)
Blue Summit III Wind, LLC (100%; Sole Member)
Blue Summit Interconnection, LLC (25%; Member)
Harmony Florida Solar, LLC (100%; Sole Member)
Ponderosa Wind, LLC (100%; Sole Member)
Saint Solar, LLC (100%; Sole Member)
Sanford Airport Solar, LLC (100%; Sole Member)
Soldier Creek Wind, LLC (100%; Sole Member)
Taylor Creek Solar, LLC (100%; Sole Member)
NextEra Energy Partners Acquisitions, LLC (100%; Sole Member)
Baldwin Wind, LLC (100%; Sole Member)
Bayhawk Wind Portfolio, LLC (100%; Sole Member)
Bayhawk Wind Holdings, LLC (100%; Sole Member)
Bayhawk Wind, LLC (100%; Class A Member)
Cedar Bluff Wind, LLC (100%; Sole Member)
Golden Hills Wind, LLC (100%; Sole Member)
Golden Hills Interconnection, LLC (67.6%; Managing Member)
Coram Portfolio II, LLC (100%; Sole Member)

Tusk Wind Holdings V, LLC (100%; Sole Member)
 RET Coram Tehachapi Wind GP, LLC (100%; Sole Member)
 Coram California Development, L.P. (0.01%; General Partner)
 RET Tehachapi Wind Development, LLC (100%; Sole Member)
 Coram California Development, L.P. (99.99%; Limited Partner)
 Coram Portfolio, LLC (100%; Sole Member)
 Tusk Wind Holdings IV, LLC (100%; Sole Member)
 Coram Energy LLC (100%; Sole Member)
 Coram Tehachapi, LLC (100%; Sole Member)
 HW CA Holdings, LLC (100%; Member)
 High Winds, LLC (100%; Sole Member)
 Javelina Wind Funding, LLC (100%; Sole Member)
 Javelina Wind Energy Holdings, LLC (100%; Sole Member)
 Javelina Wind Energy, LLC (100%; Sole Member)
 Javelina Interconnection, LLC (55%; Managing Member)
 Mammoth Plains Wind Project Holdings, LLC (100%; Sole Member)
 Mammoth Plains Wind Project, LLC (100%; Class A Member)
 Meadowlark Wind, LLC (100%; Sole Member)
 NEP Renewables Holdings II, LLC (100%; Sole Member)
 NEP Renewables II, LLC (100%; Managing Member)
 Ashtabula Wind II, LLC (100%; Sole Member)
 Ashtabula Wind III, LLC (100%; Sole Member)
 FPL Energy Vansycle L.L.C. (100%; Sole Member)
 Garden Wind, LLC (100%; Sole Member)
 Perrin Ranch Wind, LLC (100%; Sole Member)
 Rosmar Portfolio, LLC (100%; Sole Member)
 Rosmar Holdings, LLC (100%; Member)
 Marshall Solar, LLC (100%; Sole Member)
 Roswell Solar, LLC (100%; Sole Member)
 Roswell Solar Holdings, LLC (100%; Sole Member)
 SSSS Holdings, LLC (100%; Sole Member)
 Silver State South Solar, LLC (49.99%; Managing Member)
 Silver State Solar Power South, LLC (100%; Sole Member)
 Tuscola Bay Wind, LLC (100%; Sole Member)
 White Oak Energy Holdings, LLC (100%; Sole Member)
 White Oak Energy LLC (100%; Sole Member)
 NEP Renewables Holdings III, LLC (100%; Sole Member)
 NEP Renewables III, LLC (50%; Class B Member)
 Star Moon Holdings, LLC (100%; Class A Member)
 Moonlight Bay Class A Holdings, LLC (100%; Sole Member)
 Moonlight Bay Renewables, LLC (100%; Class A Member)
 Dodge Flat Solar, LLC (100%; Sole Member)
 Elora Solar, LLC (100%; Sole Member)
 Fish Springs Ranch Solar, LLC (100%; Sole Member)
 Little Blue Wind Project, LLC (100%; Sole Member)
 Minco Wind Energy III, LLC (100%; Sole Member)
 Minco IV & V Interconnection, LLC (27.04%; Managing Member)
 White Mesa Wind, LLC (100%; Sole Member)
 Stargrass Class A Holdings, LLC (100%; Sole Member)
 Stargrass, LLC (100%; Class A Member)
 Borderlands Wind, LLC (100%; Sole Member)
 Borderlands Wind Holdings, LLC (100%; Sole Member)
 Cool Springs Solar, LLC (100%; Sole Member)
 Ensign Wind Energy, LLC (100%; Sole Member)
 Hubbard Wind, LLC (100%; Sole Member)
 Irish Creek Wind, LLC (100%; Sole Member)
 Quinebaug Solar, LLC (100%; Sole Member)

Quitman II Solar, LLC (100%; Sole Member)
 NEP Renewables III, LLC (100%; Class A Member)
 Star Moon Holdings, LLC (100%; Class A Member)
 Moonlight Bay Class A Holdings, LLC (100%; Sole Member)
 Moonlight Bay Renewables, LLC (100%; Class A Member)
 Dodge Flat Solar, LLC (100%; Sole Member)
 Elora Solar, LLC (100%; Sole Member)
 Fish Springs Ranch Solar, LLC (100%; Sole Member)
 Little Blue Wind Project, LLC (100%; Sole Member)
 Minco Wind Energy III, LLC (100%; Sole Member)
 Minco IV & V Interconnection, LLC (27.04%; Managing Member)
 White Mesa Wind, LLC (100%; Sole Member)
 Stargrass Class A Holdings, LLC (100%; Sole Member)
 Stargrass, LLC (100%; Class A Member)
 Borderlands Wind, LLC (100%; Sole Member)
 Borderlands Wind Holdings, LLC (100%; Sole Member)
 Cool Springs Solar, LLC (100%; Sole Member)
 Ensign Wind Energy, LLC (100%; Sole Member)
 Hubbard Wind, LLC (100%; Sole Member)
 Irish Creek Wind, LLC (100%; Sole Member)
 Quinebaug Solar, LLC (100%; Sole Member)
 Quitman II Solar, LLC (100%; Sole Member)
 NEP Renewables Holdings IV, LLC (100%; Sole Member)
 NEP Renewables IV, LLC (100%; Class A Member)
 Alta Wind Portfolio, LLC (100%; Sole Member)
 Tusk Wind Holdings, LLC (100%; Sole Member)
 Alta Wind VIII, LLC (100%; Sole Member)
 Dogwood Wind Holdings, LLC (100%; Sole Member)
 Dogwood Wind, LLC (100%; Class A Tax Equity Member)
 Oliver Wind III, LLC (100%; Sole Member)
 Osborn Wind Energy, LLC (100%; Sole Member)
 Elk City Sholes Holdings, LLC (100%; Sole Member)
 Elk City II Wind Funding, LLC (100%; Sole Member)
 Southwest Wind, LLC (100%; Class A Tax Equity Member)
 Elk City Renewables II, LLC (100%; Sole Member)
 Sholes Wind Funding, LLC (100%; Sole Member)
 Sholes Wind Class A Holdings, LLC (100%; Sole Member)
 Sholes Wind, LLC (100%; Class A Member)
 Emerald Breeze Holdings, LLC (100%; Class A Member)
 Emerald Breeze Class A Holdings, LLC (100%; Sole Member)
 Emerald Breeze, LLC (100%; Class A Member)
 Appaloosa Run Wind, LLC (100%; Sole Member)
 Eight Point Wind, LLC (100%; Sole Member)
 Great Prairie Wind, LLC (100%; Sole Member)
 Yellow Pine Solar, LLC (100%; Sole Member)
 Yellow Pine Solar Interconnect, LLC (50%; Managing Member)
 Golden West Wind Holdings, LLC (100%; Sole Member)
 Golden West Power Partners, LLC (100%; Class A Tax Equity Member)
 Nokota Wind Holdings, LLC (100%; Sole Member)
 Nokota Wind, LLC (100%; Class A Tax Equity Member)
 Brady Wind II, LLC (100%; Sole Member)
 Brady Interconnection, LLC (50%; Member)
 Brady Wind, LLC (100%; Sole Member)
 Brady Interconnection, LLC (50%; Managing Member)
 Sac County Wind Holdings, LLC (100%; Sole Member)
 Sac County Wind Class A Holdings, LLC (100%; Class A Member)
 Sac County Wind, LLC (100%; Class A Member)

NEP Renewables IV, LLC (31.2%; Class B Member)
 Alta Wind Portfolio, LLC (100%; Sole Member)
 Tusk Wind Holdings, LLC (100%; Sole Member)
 Alta Wind VIII, LLC (100%; Sole Member)
 Dogwood Wind Holdings, LLC (100%; Sole Member)
 Dogwood Wind, LLC (100%; Class A Tax Equity Member)
 Oliver Wind III, LLC (100%; Sole Member)
 Osborn Wind Energy, LLC (100%; Sole Member)
 Elk City Sholes Holdings, LLC (100%; Sole Member)
 Elk City II Wind Funding, LLC (100%; Sole Member)
 Southwest Wind, LLC (100%; Class A Tax Equity Member)
 Elk City Renewables II, LLC (100%; Sole Member)
 Sholes Wind Funding, LLC (100%; Sole Member)
 Sholes Wind Class A Holdings, LLC (100%; Sole Member)
 Sholes Wind, LLC (100%; Class A Member)
 Emerald Breeze Holdings, LLC (100%; Class A Member)
 Emerald Breeze Class A Holdings, LLC (100%; Sole Member)
 Emerald Breeze, LLC (100%; Class A Member)
 Appaloosa Run Wind, LLC (100%; Sole Member)
 Eight Point Wind, LLC (100%; Sole Member)
 Great Prairie Wind, LLC (100%; Sole Member)
 Yellow Pine Solar, LLC (100%; Sole Member)
 Yellow Pine Solar Interconnect, LLC (50%; Managing Member)
 Golden West Wind Holdings, LLC (100%; Sole Member)
 Golden West Power Partners, LLC (100%; Class A Tax Equity Member)
 Nokota Wind Holdings, LLC (100%; Sole Member)
 Nokota Wind, LLC (100%; Class A Tax Equity Member)
 Brady Wind II, LLC (100%; Sole Member)
 Brady Interconnection, LLC (50%; Member)
 Brady Wind, LLC (100%; Sole Member)
 Brady Interconnection, LLC (50%; Managing Member)
 Sac County Wind Holdings, LLC (100%; Sole Member)
 Sac County Wind Class A Holdings, LLC (100%; Class A Member)
 Sac County Wind, LLC (100%; Class A Member)
 NEP Renewables Holdings, LLC (100%; Sole Member)
 NEP Renewables, LLC (100%; Sole Member)
 Breckinridge Wind Class A Holdings, LLC (100%; Sole Member)
 Breckinridge Wind Project, LLC (100%; Class A Tax Equity Member)
 Carousel Wind Holdings, LLC (100%; Sole Member)
 Carousel Wind Farm, LLC (100%; Class A Tax Equity Member)
 Monarch Wind Holdings, LLC (100%; Sole Member)
 Monarch Wind, LLC (100%; Class A Tax Equity Member)
 Javelina Wind Holdings II, LLC (100%; Sole Member)
 Javelina Wind Energy II, LLC (100%; Sole Member)
 Javelina Interconnection, LLC (45%; Member)
 Rush Springs Wind Energy, LLC (100%; Sole Member)
 Mountain View Solar Holdings, LLC (100%; Sole Member)
 Mountain View Solar, LLC (100%; Sole Member)
 Pacific Plains Wind Class A Holdings, LLC (100%; Sole Member)
 Pacific Plains Wind, LLC (100%; Class A Tax Equity Member)
 Cottonwood Wind Project Holdings, LLC (100%; Sole Member)
 Cottonwood Wind Project, LLC (100%; Sole Member)
 Golden Hills North Wind, LLC (100%; Sole Member)
 Golden Hills Interconnection, LLC (32.4%; Member)
 NextEra Energy Bluff Point, LLC (100%; Sole Member)
 NextEra Desert Sunlight Holdings, LLC (99.8%; Member)
 Desert Sunlight Investment Holdings, LLC (50%; Managing Member)

Desert Sunlight Holdings, LLC (100%; Sole Member)
 Desert Sunlight 250, LLC (100%; Sole Member)
 Desert Sunlight 300, LLC (100%; Sole Member)
 Nutmeg Solar Holdings, LLC (33.3%; Member)
 Nutmeg Solar, LLC (100%; Sole Member)
 Palomino Wind Holdings, LLC (100%; Sole Member)
 Palomino Wind, LLC (100%; Class A Tax Equity Member)
 Kingman Wind Energy I, LLC (100%; Sole Member)
 Kingman Wind Energy II, LLC (100%; Sole Member)
 Prairie View Wind Holdings, LLC (100%; Sole Member)
 Ninnescah Wind Energy LLC (100%; Sole Member)
 Seiling Wind Investments, LLC (100%; Sole Member)
 Seiling Wind Holdings, LLC (100%; Sole Member)
 Seiling Wind Portfolio, LLC (100%; Class A Tax Equity Member)
 Seiling Wind II, LLC (100%; Sole Member)
 Seiling Wind Interconnection Services, LLC (33%; Member)
 Seiling Wind, LLC (100%; Sole Member)
 Seiling Wind Interconnection Services, LLC (67%; Managing Member)
 Shaw Creek Solar Holdings, LLC (33.3%; Member)
 Shaw Creek Solar, LLC (100%; Sole Member)
 Solar Holdings Portfolio 12, LLC (100%; Class C Member)
 DG Portfolio 2019 Holdings, LLC (100%; Sole Member)
 DG Portfolio 2019, LLC (100%; Sole Member)
 DG Amaze, LLC (100%; Sole Member)
 DG California Solar, LLC (100%; Sole Member)
 DG Colorado Solar, LLC (100%; Sole Member)
 DG LF Solar, LLC (100%; Sole Member)
 DG Minnesota CSG 1, LLC (100%; Sole Member)
 DG Minnesota CSG, LLC (100%; Sole Member)
 DG New Jersey Solar, LLC (100%; Sole Member)
 DG New York Solar, LLC (100%; Sole Member)
 DG Northeast Solar, LLC (100%; Sole Member)
 DG SUNY Solar 1, LLC (100%; Sole Member)
 DG Southwest Solar Portfolio 2019, LLC (100%; Sole Member)
 DG Waipio, LLC (100%; Sole Member)
 Pacific Energy Solutions LLC (100%; Sole Member)
 HL Solar LLC (100%; Sole Member)
 W2 Solar Holdings, LLC (100%; Sole Member)
 Sierra Solar Funding, LLC (100%; Sole Member)
 Sierra Solar Holdings, LLC (100%; Sole Member)
 Westside Solar, LLC (100%; Sole Member)
 Whitney Point Solar, LLC (100%; Sole Member)
 Southwest Solar Holdings, LLC (100%; Member)
 Hatch Solar Energy Center I LLC (100%; Sole Member)
 Sunlight Renewables Holdings, LLC (100%; Class A Member)
 Sunlight Renewables Class A Holdings, LLC (100%; Sole Member)
 Sunlight Renewables, LLC (100%; Class A Member)
 Sunlight Storage, LLC (100%; Sole Member)
 VMCLR Holdings, LLC (100%; Sole Member)
 Indigo Plains Solar Class B Holdings, LLC (100%; Sole Member)
 Indigo Plains Solar, LLC (100%; Class B Tax Equity Member)
 Chaves County Solar, LLC (100%; Sole Member)
 Chaves County Solar Holdings, LLC (100%; Sole Member)
 Live Oak Solar, LLC (100%; Sole Member)
 River Bend Solar, LLC (100%; Sole Member)
 Indigo Plains Solar Funding, LLC (100%; Sole Member)
 Indigo Plains Solar Holdings, LLC (100%; Sole Member)

Indigo Plains Solar, LLC (100%; Class A Tax Equity Member)
 Chaves County Solar, LLC (100%; Sole Member)
 Chaves County Solar Holdings, LLC (100%; Sole Member)
 Live Oak Solar, LLC (100%; Sole Member)
 River Bend Solar, LLC (100%; Sole Member)
 Whiptail-Montezuma Funding, LLC (100%; Sole Member)
 Whiptail-Montezuma Holdings, LLC (100%; Sole Member)
 Montezuma Wind Holdings II, LLC (100%; Sole Member)
 NextEra Energy Montezuma II Wind, LLC (100%; Sole Member)
 Southwest Wind Class A Holdings, LLC (100%; Class A Member)
 Whiptail Wind, LLC (100%; Class A Tax Equity Member)
 Casa Mesa Wind, LLC (100%; Sole Member)
 Casa Mesa Wind Investments, LLC (100%; Sole Member)
 Langdon Renewables, LLC (100%; Sole Member)
 New Mexico Wind, LLC (100%; Sole Member)
 Pacific Power Investments, LLC (100%; Sole Member)
 Southwest Wind Class A Holdings, LLC (100%; Class B Member)
 Whiptail Wind, LLC (100%; Class A Tax Equity Member)
 Casa Mesa Wind, LLC (100%; Sole Member)
 Casa Mesa Wind Investments, LLC (100%; Sole Member)
 Langdon Renewables, LLC (100%; Sole Member)
 New Mexico Wind, LLC (100%; Sole Member)
 Pacific Power Investments, LLC (100%; Sole Member)
 Windstar Portfolio, LLC (100%; Sole Member)
 Tusk Wind Holdings II, LLC (100%; Sole Member)
 Windstar Energy, LLC (100%; Sole Member)
 NextEra Energy Partners Constructors, LLC (100%; Sole Member)
 NextEra Energy Partners Solar Acquisitions, LLC (100%; Sole Member)
 Adelanto CA II, LLC (100%; Sole Member)
 Adelanto Solar Funding, LLC (50.01%; Member)
 Adelanto Solar Holdings, LLC (100%; Sole Member)
 Adelanto Solar II, LLC (100%; Sole Member)
 Adelanto Solar, LLC (100%; Sole Member)
 McCoy CA II, LLC (100%; Sole Member)
 McCoy Solar Holdings, LLC (50.01%; Member)
 McCoy Solar Funding, LLC (100%; Sole Member)
 McCoy Solar, LLC (100%; Sole Member)
 NextEra Desert Center Blythe, LLC (50%; Member)
 NextEra Energy Partners Ventures, LLC (100%; Sole Member)
 NET Holdings Management, LLC (100%; Sole Member)
 NextEra Energy Partners Pipelines Holdings, LLC (100%; Sole Member)
 NextEra Energy Partners Pipelines, LLC (100%; Managing Member)
 Meade Pipeline Investment Holdings, LLC (100%; Sole Member)
 Meade Pipeline Investment, LLC (100%; Sole Member)
 Meade Pipeline Co LLC (75%; Managing Member)
 Redwood Meade Pipeline, LLC (100%; Sole Member)
 Redwood Midstream, LLC (90%; Managing Member)
 Redwood Meade Midstream MPC, LLC (100%; Sole Member)
 Meade Pipeline Co LLC (15%; Member)
 River Road Interests LLC (100%; Sole Member)
 Meade Pipeline Co LLC (10%; Member)
 Redwood Midstream, LLC (10%; Member)
 Redwood Meade Midstream MPC, LLC (100%; Sole Member)
 Meade Pipeline Co LLC (15%; Member)
 River Road Interests LLC (100%; Sole Member)
 Meade Pipeline Co LLC (10%; Member)
 South Texas Midstream Holdings, LLC (100%; Sole Member)

South Texas Midstream, LLC (100%; Class B Member)
 South Texas Midstream, LLC (100%; Class A Member)
 Northern Colorado Wind Energy, LLC (100%; Sole Member)
 Palo Duro Wind Portfolio, LLC (100%; Sole Member)
 Palo Duro Wind Project Holdings, LLC (100%; Sole Member)
 Palo Duro Wind Energy, LLC (100%; Sole Member)
 Palo Duro Wind Interconnection Services, LLC (88%; Managing Member)
 Shafter Solar Portfolio, LLC (100%; Sole Member)
 Shafter Solar Holdings, LLC (100%; Sole Member)
 Shafter Solar, LLC (100%; Sole Member)
 Tusk Wind Holdings III, LLC (100%; Sole Member)
 Granite Reliable Power, LLC (100%; Sole Member)
 NextEra Energy NextBridge Holdings GP, LLC (100%; Sole Member)
 NextEra Energy NextBridge Holdings GP, ULC (100%; Shareholder)
 NextEra Energy NextBridge Holdings, LP (0.0001%; General Partner)
 NextEra Energy NextBridge Holding, ULC (100%; Shareholder)
 East-West Tie Limited Partnership (48.2432%; Limited Partner)
 NextBridge (OPTIONCO) Inc. (50%; Shareholder)
 East-West Tie Limited Partnership (0.0001%; Limited Partner)
 NextEra Energy NextBridge Holdings, LP (99.9999%; Limited Partner)
 NextEra Energy NextBridge Holding, ULC (100%; Shareholder)
 East-West Tie Limited Partnership (48.2432%; Limited Partner)
 NextBridge (OPTIONCO) Inc. (50%; Shareholder)
 East-West Tie Limited Partnership (0.0001%; Limited Partner)
 NextEra Energy UCT Holding, Inc. (100%; Shareholder)
 Upper Canada Transmission, Inc. (50%; Shareholder)
 Upper Canada Transmission 2, Inc. (96.5%; Shareholder)
 East-West Tie Limited Partnership (0.0099%; General Partner)
 Northpoint I Wind GP, Inc. (100%; Shareholder)
 Northpoint I Wind, LP (0.0001%; General Partner)
 Northpoint I Wind LP, ULC (100%; Shareholder)
 Northpoint I Wind, LP (89.9999%; Limited Partner)
 Northpoint II Wind GP, Inc. (100%; Shareholder)
 Northpoint II Wind, LP (0.0001%; General Partner)
 Northpoint II Wind LP, ULC (100%; Shareholder)
 Northpoint II Wind, LP (89.9999%; Limited Partner)
 Parry Energy Storage GP, LLC (100%; Sole Member)
 Parry Energy Storage GP, ULC (100%; Shareholder)
 Parry Energy Storage, LP (0.0001%; General Partner)
 Parry Energy Storage LP, ULC (100%; Shareholder)
 Parry Energy Storage, LP (99.9999%; Limited Partner)
 Red Deer Solar LP, ULC (100%; Shareholder)
 Swift Wind GP, Inc. (100%; Shareholder)
 Swift Wind, LP (0.0001%; General Partner)
 Swift Wind LP, ULC (100%; Shareholder)
 Swift Wind, LP (99.9999%; Limited Partner)
 Thames Solar LP, ULC (100%; Shareholder)
 Trout Lake I Solar GP, Inc. (100%; Shareholder)
 Trout Lake I Solar, LP (0.0001%; General Partner)
 Trout Lake I Solar LP, ULC (100%; Shareholder)
 Trout Lake I Solar, LP (89.9999%; Limited Partner)
 Trout Lake II Solar LP, ULC (100%; Shareholder)
 Trout Lake III Solar LP, ULC (100%; Shareholder)
 Zephyrus Wind LP, ULC (100%; Shareholder)
 NextEra Energy Spain Holdings B.V. (100%; Shareholder)
 700 Universal, S. de R.L. de C.V. (90%; Partner)
 700 Universe II, LLC (100%; Sole Member)

700 Universal, S. de R.L. de C.V. (10%; Partner)
 Inventus Holdings, LLC (100%; Sole Member)
 NEPM II Holdings, LLC (100%; Sole Member)
 NEPM II, LLC (100%; Sole Member)
 NextEra Energy Investments, LLC (100%; Sole Member)
 Napa Capital Holdings, LLC (100%; Sole Member)
 Calistoga Capital, LLC (100%; Sole Member)
 Howell Mountain Capital, LLC (100%; Sole Member)
 Howell Mountain Capital Acquisitions, LLC (100%; Sole Member)
 Monterey Capital, LLC (100%; Sole Member)
 Napa Capital Holdings Acquisitions, LLC (100%; Sole Member)
 NextEra Energy Investments Solutions, LLC (100%; Sole Member)
 Pescadero Capital, LLC (100%; Sole Member)
 NextEra Energy Maine, LLC (100%; Sole Member)
 NextEra Energy Marketing, LLC (100%; Sole Member)
 Acquisition RNG Holdings I, LP (100%; General Partner)
 Dallas Clean Energy, LLC (3.8%; Member)
 Dallas Clean Energy McCommas Bluff, LLC (100%; Sole Member)
 McCommas Bluff Holdings LLC (63.14%; Member)
 Dallas Clean Energy, LLC (51%; Member)
 Dallas Clean Energy McCommas Bluff, LLC (100%; Sole Member)
 NE LFG I, LLC (51%; Class A Member)
 NE Otay, LLC (100%; Sole Member)
 T/NE LFG, LLC (99%; Member)
 Toro Energy of California, LLC (100%; Sole Member)
 NextEra Renewable Fuels Investment Company, LLC (9.48%; Managing Member)
 Eastern Landfill Gas, LLC (100%; Sole Member)
 LES Project Holdings LLC (100%; Sole Member)
 Adrian Energy Associates, L.L.C. (50%; Member)
 Brevard Energy LLC (100%; Member)
 Kiefer Landfill Generating II LLC (90%; Member)
 MRPC Holdings LLC (100%; Sole Member)
 Ocean Energy Holdings, LLC (100%; Sole Member)
 Riverview Energy Systems (50%; Partner)
 Sacramento Gas Producers, L.L.C. (100%; Sole Member)
 Salem Energy Systems, LLC (50%; Member)
 Salt Lake Energy Systems, LLC (50%; Member)
 Seminole Energy LLC (100%; Sole Member)
 Sumpter Energy, LLC (100%; Sole Member)
 Trail Ridge Energy, LLC (100%; Sole Member)
 NextEra Renewable Fuels, LLC (100%; Sole Member)
 T/NE LFG II, LLC (16%; Member)
 Acquisition RNG Holdings II, LP (100%; General Partner)
 Dallas Clean Energy, LLC (15.2%; Member)
 Dallas Clean Energy McCommas Bluff, LLC (100%; Sole Member)
 McCommas Bluff Holdings LLC (36.86%; Member)
 Dallas Clean Energy, LLC (51%; Member)
 Dallas Clean Energy McCommas Bluff, LLC (100%; Sole Member)
 NextEra Renewable Fuels Investment Company, LLC (90.52%; Member)
 Eastern Landfill Gas, LLC (100%; Sole Member)
 LES Project Holdings LLC (100%; Sole Member)
 Adrian Energy Associates, L.L.C. (50%; Member)
 Brevard Energy LLC (100%; Member)
 Kiefer Landfill Generating II LLC (90%; Member)
 MRPC Holdings LLC (100%; Sole Member)
 Ocean Energy Holdings, LLC (100%; Sole Member)
 Riverview Energy Systems (50%; Partner)

Sacramento Gas Producers, L.L.C. (100%; Sole Member)
 Salem Energy Systems, LLC (50%; Member)
 Salt Lake Energy Systems, LLC (50%; Member)
 Seminole Energy LLC (100%; Sole Member)
 Sumpter Energy, LLC (100%; Sole Member)
 Trail Ridge Energy, LLC (100%; Sole Member)
 NextEra Renewable Fuels, LLC (100%; Sole Member)
 EarthEra, LLC (100%; Sole Member)
 McElroy Green Marketing, LLC (100%; Sole Member)
 NEM Mitigation, LLC (100%; Sole Member)
 East Bay Farms, L.L.C. (100%; Sole Member)
 Hopkins Farm Mitigation, LLC (100%; Sole Member)
 Jones Falls Wetland and Stream Mitigation, LLC (100%; Sole Member)
 Mill Swamp Wetland and Stream Mitigation, LLC (100%; Sole Member)
 Patapsco River Wetland And Stream Mitigation, LLC (100%; Sole Member)
 Patuxent Wetland and Stream Mitigation, LLC (100%; Sole Member)
 Pee Dee Wetland and Stream Mitigation, LLC (100%; Sole Member)
 Spindletop Mitigation Holdings, LLC (100%; Sole Member)
 Splendora, LLC (100%; Sole Member)
 HCMB, LLC (100%; Sole Member)
 Tarkington Bayou Mitigation, LLC (100%; Shareholder)
 NextEra Texas Acquisition Holdco, LLC (100%; Sole Member)
 NextEra Retail of Texas GP, LLC (100%; Sole Member)
 NextEra Texas Acquisition LP, LLC (100%; Sole Member)
 Renewable Fuels Holdings, LLC (100%; Sole Member)
 Acquisition RNG Holdings I, LP (100%; Limited Partner)
 Dallas Clean Energy, LLC (3.8%; Member)
 Dallas Clean Energy McCommas Bluff, LLC (100%; Sole Member)
 McCommas Bluff Holdings LLC (63.14%; Member)
 Dallas Clean Energy, LLC (51%; Member)
 Dallas Clean Energy McCommas Bluff, LLC (100%; Sole Member)
 NE LFG I, LLC (51%; Class A Member)
 NE Otay, LLC (100%; Sole Member)
 T/NE LFG, LLC (99%; Member)
 Toro Energy of California, LLC (100%; Sole Member)
 NextEra Renewable Fuels Investment Company, LLC (9.48%; Managing Member)
 Eastern Landfill Gas, LLC (100%; Sole Member)
 LES Project Holdings LLC (100%; Sole Member)
 Adrian Energy Associates, L.L.C. (50%; Member)
 Brevard Energy LLC (100%; Member)
 Kiefer Landfill Generating II LLC (90%; Member)
 MRPC Holdings LLC (100%; Sole Member)
 Ocean Energy Holdings, LLC (100%; Sole Member)
 Riverview Energy Systems (50%; Partner)
 Sacramento Gas Producers, L.L.C. (100%; Sole Member)
 Salem Energy Systems, LLC (50%; Member)
 Salt Lake Energy Systems, LLC (50%; Member)
 Seminole Energy LLC (100%; Sole Member)
 Sumpter Energy, LLC (100%; Sole Member)
 Trail Ridge Energy, LLC (100%; Sole Member)
 NextEra Renewable Fuels, LLC (100%; Sole Member)
 T/NE LFG II, LLC (16%; Member)
 Acquisition RNG Holdings II, LP (100%; Limited Partner)
 Dallas Clean Energy, LLC (15.2%; Member)
 Dallas Clean Energy McCommas Bluff, LLC (100%; Sole Member)
 McCommas Bluff Holdings LLC (36.86%; Member)
 Dallas Clean Energy, LLC (51%; Member)

Dallas Clean Energy McCommas Bluff, LLC (100%; Sole Member)
 NextEra Renewable Fuels Investment Company, LLC (90.52%; Member)
 Eastern Landfill Gas, LLC (100%; Sole Member)
 LES Project Holdings LLC (100%; Sole Member)
 Adrian Energy Associates, L.L.C. (50%; Member)
 Brevard Energy LLC (100%; Member)
 Kiefer Landfill Generating II LLC (90%; Member)
 MRPC Holdings LLC (100%; Sole Member)
 Ocean Energy Holdings, LLC (100%; Sole Member)
 Riverview Energy Systems (50%; Partner)
 Sacramento Gas Producers, L.L.C. (100%; Sole Member)
 Salem Energy Systems, LLC (50%; Member)
 Salt Lake Energy Systems, LLC (50%; Member)
 Seminole Energy LLC (100%; Sole Member)
 Sumpter Energy, LLC (100%; Sole Member)
 Trail Ridge Energy, LLC (100%; Sole Member)
 NextEra Renewable Fuels, LLC (100%; Sole Member)
 Coffee County LFG, LLC (100%; Sole Member)
 Comanche RNG Holdings, LLC (100%; Sole Member)
 Comanche Renewables, LLC (60%; Member)
 NE LFG I, LLC (49%; Class A Member)
 NE Otay, LLC (100%; Sole Member)
 T/NE LFG, LLC (99%; Member)
 Toro Energy of California, LLC (100%; Sole Member)
 NextEra Renewable Fuels Development, LLC (100%; Sole Member)
 NextEra Renewable Fuels Service Company, LLC (100%; Sole Member)
 Scissortail RNG Holdings, LLC (100%; Sole Member)
 T/NE LFG II, LLC (33%; Member)
 Toro Energy of Mississippi, LLC (100%; Sole Member)
 Toro Energy of Missouri Champ Holdco, LLC (100%; Sole Member)
 Toro Energy of Missouri Champ, LLC (100%; Sole Member)
 South Texas Energy Supply Holdings II, LLC (100%; Sole Member)
 Energy Company STES, S. de R.L. de C.V. (1%; Partner)
 South Texas Energy Supply Holdings, LLC (100%; Sole Member)
 Energy Company STES, S. de R.L. de C.V. (99%; Partner)
 USA LNG Holdings, LLC (100%; Sole Member)
 Edge Gathering Virtual Pipelines 2 LLC (27.61%; Member)
 USA RNG Holdings, LLC (100%; Sole Member)
 Noble Road RNG LLC (50%; Class B Member)
 Pine Bend RNG LLC (50%; Class B Member)
 USG Energy Gas Producer Holdings, LLC (100%; Sole Member)
 La Salle County Gas Producing, LLC (100%; Sole Member)
 NextEra Energy Gas Producing Holdings, LLC (100%; Sole Member)
 NextEra Energy Gas Producing, LLC (100%; Sole Member)
 NextEra Energy Gas Producing Wyoming, LLC (100%; Sole Member)
 NextEra Energy Pipeline Holdings, LLC (100%; Sole Member)
 FPF Portfolio, LLC (100%; Sole Member)
 Florida Pipeline Funding, LLC (100%; Sole Member)
 FPH Portfolio, LLC (100%; Sole Member)
 Florida Pipeline Holdings, LLC (100%; Sole Member)
 FSC Pipeline Holdings, LLC (100%; Sole Member)
 Florida Southeast Connection, LLC (100%; Sole Member)
 NextEra Energy Sabal Trail Transmission Holdings, LLC (100%; Sole Member)
 US Southeastern Gas Infrastructure, LLC (100%; Sole Member)
 Sabal Trail Transmission, LLC (42.5%; Member)
 NextEra Energy Pipeline Development and Acquisitions, LLC (100%; Sole Member)
 NextEra Energy Pipeline Funding (Lowman), LLC (100%; Sole Member)

NextEra Energy Pipeline Holdings (Lowman), LLC (100%; Sole Member)
 NextEra Energy Pipeline Services, LLC (100%; Sole Member)
 US Marcellus Gas Infrastructure, LLC (100%; Sole Member)
 Mountain Valley Pipeline, LLC (31.1182%; Member)
 NextEra Energy Producer Services, LLC (100%; Sole Member)
 Trinity Operating (USG), LLC (100%; Sole Member)
 USG Energy Gas Investment, LLC (100%; Sole Member)
 USG Midstream Holdings, LLC (100%; Sole Member)
 Caddeaux Gathering, LLC (100%; Sole Member)
 Greenholly Gathering Pipeline LLC (21.56%; Member)
 Ponderosa Gathering, LLC (100%; Sole Member)
 Texrock Pipeline, LLC (100%; Sole Member)
 USG Barnett Midstream I, LLC (100%; Sole Member)
 USG Greenholly Pipeline Holdings, LLC (100%; Sole Member)
 USG Midstream Bakken I, LLC (100%; Sole Member)
 USG Midstream Haynesville Sands I, LLC (100%; Sole Member)
 USG Midstream Mississippian Lime I, LLC (100%; Sole Member)
 USG West Relay, LLC (100%; Sole Member)
 West Relay Gathering Company, L.L.C. (50%; Member)
 USG Wheatland Pipeline, LLC (100%; Sole Member)
 USG Properties Austin Chalk Holdings, LLC (100%; Sole Member)
 USG Properties Austin Chalk I, LLC (100%; Sole Member)
 USG Properties Austin Chalk II, LLC (100%; Sole Member)
 USG Properties Bakken Holdings, LLC (100%; Sole Member)
 USG Properties Bakken I, LLC (100%; Sole Member)
 USG Properties Bakken II, LLC (100%; Sole Member)
 USG Properties Barnett Holdings, LLC (100%; Sole Member)
 USG Properties Barnett II, LLC (100%; Sole Member)
 BSGA Gas Producing, LLC (100%; Sole Member)
 NextEra US Gas Assets, LLC (100%; Sole Member)
 Boulevard Gas Associates, LLC (100%; Sole Member)
 USG Properties Eagle Ford Holdings, LLC (100%; Sole Member)
 USG Properties Eagle Ford III, LLC (100%; Sole Member)
 USG Properties Eagle Ford IV, LLC (100%; Sole Member)
 USG Properties Granite Wash Holdings, LLC (100%; Sole Member)
 USG Properties Granite Wash I, LLC (100%; Sole Member)
 USG Properties Haynesville Sands Holdings, LLC (100%; Sole Member)
 USG Properties Haynesville Sand I, LLC (100%; Sole Member)
 USG Properties Haynesville, LLC (100%; Sole Member)
 USG Properties Haynesville (PDPCO), LLC (100%; Sole Member)
 USG Properties Jackfork Holdings, LLC (100%; Sole Member)
 USG Properties Jackfork I, LLC (100%; Sole Member)
 USG Properties Marcellus Holdings, LLC (100%; Sole Member)
 USG Properties Mississippian Lime Holdings, LLC (100%; Sole Member)
 USG Properties Mississippian Lime I, LLC (100%; Sole Member)
 USG Surface Facilities Mississippian Lime I, LLC (100%; Sole Member)
 USG Properties Mississippian Lime II, LLC (100%; Sole Member)
 USG Properties Niobrara Holdings, LLC (100%; Sole Member)
 USG Properties Permian Basin Holdings, LLC (100%; Sole Member)
 USG Properties Permian Basin I, LLC (100%; Sole Member)
 USG Properties Permian Basin II, LLC (100%; Sole Member)
 USG Properties Wilcox Holdings, LLC (100%; Sole Member)
 USG Properties Wilcox I, LLC (100%; Sole Member)
 USG Properties Woodford Holdings, LLC (100%; Sole Member)
 USG Properties Woodford II, LLC (100%; Shareholder)
 USG Surface Facilities Holdings, LLC (100%; Sole Member)
 USG Surface Facilities I, LLC (100%; Sole Member)

USG Surface Facilities II, LLC (100%; Sole Member)
 USG Technology Holdings, LLC (100%; Sole Member)
 WSGP Gas Producing, LLC (100%; Sole Member)
 GR Woodford Properties, LLC (100%; Sole Member)
 USG Properties Woodford I, LLC (100%; Sole Member)
 WSGP Gas Producing (Arkoma), LLC (100%; Sole Member)
 NextEra Energy Project Management, LLC (100%; Sole Member)
 NextEra Maine Fossil, LLC (100%; Sole Member)
 FPL Energy Mason LLC (100%; Sole Member)
 NextEra Energy Maine Operating Services, LLC (100%; Sole Member)
 Wyman Cape Holdings, LLC (100%; Sole Member)
 FPL Energy Cape, LLC (100%; Sole Member)
 FPL Energy Spruce Point LLC (100%; Sole Member)
 FPL Energy Wyman IV LLC (100%; Sole Member)
 FPL Energy Wyman LLC (100%; Sole Member)
 NextEra Strategic Energy Services, LLC (100%; Sole Member)
 Square Lake Holdings, Inc. (100%; Shareholder)
 NextEra Infrastructure, LLC (100%; Sole Member)
 Horse Hollow Generation Tie Holdings, LLC (100%; Sole Member)
 Horse Hollow Generation Tie, LLC (100%; Sole Member)
 NextEra Energy Transmission, LLC (100%; Sole Member)
 Blue Heron Land Associates, LLC (100%; Sole Member)
 GridLiance Holdco, LLC (100%; Sole Member)
 GridLiance Heartland Holdings LLC (100%; Sole Member)
 GridLiance Eastern Holdings LLC (100%; Sole Member)
 GridLiance East LLC (100%; Sole Member)
 GridLiance Heartland LLC (100%; Sole Member)
 GridLiance High Plains LLC (100%; Sole Member)
 GridLiance Management, LLC (100%; Sole Member)
 GridLiance Southwest LLC (100%; Sole Member)
 GridLiance Texas Holdings LLC (100%; Sole Member)
 GridLiance Texas LLC (100%; Sole Member)
 GridLiance Louisiana Capital, LLC (100%; Sole Member)
 GridLiance Louisiana Holdings, LLC (100%; Sole Member)
 GridLiance Louisiana, LLC (100%; Sole Member)
 GridLiance Peaks, LLC (100%; Sole Member)
 Horizon West Transmission, LLC (100%; Sole Member)
 Juniper Creek Land Acquisition, LLC (100%; Sole Member)
 NextEra Energy Transmission Funding, LLC (100%; Sole Member)
 Nextera Energy Transmission Holdings, LLC (100%; Sole Member)
 Bay Area Transmission Holdings, LLC (100%; Sole Member)
 Trans Bay Funding II LLC (100%; Sole Member)
 Transmission Services Holdings LLC (100%; Sole Member)
 Trans Bay Cable LLC (100%; Sole Member)
 GridLiance Western Holdings LLC (100%; Sole Member)
 GridLiance West LLC (100%; Sole Member)
 Lone Star Transmission, LLC (100%; Sole Member)
 New Hampshire Transmission Holdings, LLC (100%; Sole Member)
 New Hampshire Transmission, LLC (100%; Sole Member)
 NextEra Energy Transmission Investments, LLC (100%; Sole Member)
 NextEra Energy Transmission MidAtlantic Holdings, LLC (100%; Sole Member)
 Nextera Energy Transmission Midatlantic, Inc (100%; Shareholder)
 NextEra Energy Transmission Midwest, LLC (100%; Sole Member)
 NextEra Energy Transmission New York Holdings, LLC (100%; Sole Member)
 NextEra Energy Transmission New York, Inc. (100%; Shareholder)
 NextEra Energy Transmission Northeast, LLC (100%; Sole Member)
 NextEra Energy Transmission Southwest, LLC (100%; Sole Member)

NextEra Transmission Asset Acquisition Holdings, LLC (100%; Sole Member)
Oklahoma HVDC Transmission, LLC (100%; Sole Member)
PB Transmission Holdings, LLC (100%; Sole Member)
 PowerBridge, LLC (49%)
 PWD & PWP, LLC (100%; Sole Member)
 SCal Acquisition LLC (100%; Sole Member)
NextEra Water, LLC (100%; Sole Member)
 NextEra Water Pennsylvania, LLC (100%; Sole Member)
 NextEra Water Texas, LLC (100%; Sole Member)
 NextSpring Water Investments, LLC (100%; Sole Member)
Palms Portfolio Holdings, LLC (100%; Sole Member)
 Juno Specialty Underwriters, LLC (100%; Sole Member)
 NAMECO (NO. 1371) LIMITED (100%; Shareholder)
 Palms Bridge Investments, LLC (100%; Sole Member)
 Palms Insurance Company, Limited (100%; Shareholder)
 Palms Insurance Company, Limited (100%; Shareholder)
 Palms Management Services, LLC (100%; Sole Member)
 Palms RS Investments, LLC (100%; Sole Member)
 RiskSmith Insurance Services, LLC (30%; Shareholder)
 Palms Specialty Insurance Company, Inc. (100%; Shareholder)
United HomeVu Holdings, LLC (100%; Sole Member)
 Home Warranty of the Midwest, Inc. (100%; Shareholder)
 NextEra Home, LLC (100%; Sole Member)
 NextEra Lighting & Metering Solutions, LLC (100%; Sole Member)
 United HomeVu Illinois, LLC (100%; Sole Member)
 United HomeVu Kansas, LLC (100%; Sole Member)
 United HomeVu Maryland, LLC (100%; Sole Member)
 United HomeVu Michigan, LLC (100%; Sole Member)
 United HomeVu Mississippi, LLC (100%; Sole Member)
 United HomeVu Ohio, LLC (100%; Sole Member)
 United HomeVu Tennessee, LLC (100%; Sole Member)
NextEra Energy Foundation, Inc. (100%; Member)

Analysis of Diversification Activity

New or Amended Contracts with Affiliated Companies

Florida Power & Light Company

For the Year Ended December 31, 2023

Provide a synopsis of each new or amended contract, agreement, or arrangement with affiliated companies for the purchase, lease, or sale of land, goods, or services (excluding tariffed items). The synopsis shall include, at a minimum, the terms, price, quantity, amount, and duration of the contracts.

Name of Affiliated Company (a)	Synopsis of Contract (b)
<i>Palms Insurance Company, Limited</i>	Palms Insurance Company, Limited provides insurance for FPL employees' workers' compensation liability up to policy limit of \$3,000,000 per accident or per employee. Premium for the term November 15, 2023 to November 15, 2024 was \$8,708,616. Workers' compensation and employer's liability coverage for certain FPL contractors is provided up to \$5,000,000 per accident or per contractor employee. Premium for the term November 15, 2023 to November 15, 2024 was \$849,191.
<i>Palms Insurance Company, Limited</i>	Florida Power & Light has a \$750,000 self-insured retention per occurrence, inclusive of defense costs. Palms Insurance Company, Limited insures the FPL fleet vehicles for third-party auto liability up to \$4,250,000 in excess of the FPL retention. Premium for the term November 15, 2023 to November 15, 2024 was \$7,535,712.
<i>Palms Insurance Company, Limited</i>	Palms Insurance Company, Limited writes a builder's risk line for various projects under construction. The stand alone builder's all risk coverage has a 20% or \$40,000,000 liability up to \$200,000,000 per occurrence in excess of policy deductibles and 20% of sublimits. Premium for the term May 1, 2023 to May 1, 2024 is \$204,540.
<i>Palms Insurance Company, Limited</i>	Excess Liability Insurance was issued by Associated Electric & Gas Insurance Services (AEGIS) and Palms Insurance Company on a co-participation basis. Palms Insurance Company, Limited has a 35% share and AEGIS has a 65% share of the \$50,000,000 liability per occurrence, and \$100,000,000 per aggregate in excess of the primary liability program. Premium for the term November 15, 2023 to November 15, 2024 is \$2,472,596. Palms Insurance Company, Limited has an additional \$2,500,000 policy issued on a quota share basis in the excess liability program. Premium for the term November 15, 2023 to November 15, 2024 is \$26,229.
<i>Palms Insurance Company, Limited</i>	Palms Insurance Company, Limited writes a Crime and Fidelity coverage, which includes loss of assets, loss of client assets, personal identity event expenses, credit card forgery, and loss of employees benefit plan assets, as more fully defined in the policy document. Palms Insurance Company, Limited provides coverage of \$35,000,000 per occurrence in excess of a \$20,000,000. Premium for the term March 31, 2023 to March 31, 2024 is \$98,610.
<i>Palms Insurance Company, Limited</i>	Fiduciary Liability Insurance issued by Palms Insurance Company, Limited, includes managed care services, voluntary compliance settlements, and covered penalties, as more fully defined in the policy document. Palms Insurance Company, Limited has a liability of \$15,000,000 per occurrence in excess of \$60,000,000. Premium for the term March 31, 2023 to March 31, 2024 is \$55,785.38.

Analysis of Diversification Activity

New or Amended Contracts with Affiliated Companies

Florida Power & Light Company

For the Year Ended December 31, 2023

Provide a synopsis of each new or amended contract, agreement, or arrangement with affiliated companies for the purchase, lease, or sale of land, goods, or services (excluding tariffed items). The synopsis shall include, at a minimum, the terms, price, quantity, amount, and duration of the contracts.

Name of Affiliated Company (a)	Synopsis of Contract (b)
<i>GridLiance Heartland LLC</i>	Effective January 13, 2023, a Corporate Services Agreement was executed between GridLiance Heartland LLC and several of its affiliates, including Florida Power and Light Company. The agreement will expire on the 20th anniversary of the effective date, and will be subject to automatic extensions for additional 5 years periods from the initial expiration date. As consideration for performing support services hereunder, FPL shall be paid in accordance with the terms of its Cost Allocation Manual.
<i>NextCity Networks, LLC</i>	On December 6, 2023, FPL and NextCity Networks, LLC entered into a "Master Conduit Sales Agreement." Under this agreement, when FPL needs to purchase and contract the installation of one or more conduit systems, NextCity will prepare a price quote, indicating the estimated total price. Upon receipt of an executed Purchase Order, NextCity will complete the installation of the conduit system in accordance with the terms and conditions set in the Purchase Order. Upon completion of construction of the conduit system, NextCity shall transfer title of the conduit system to FPL in exchange for payment of all final amounts due.
<i>NextCity Networks, LLC</i>	On April 12, 2023, FPL and NextCity Networks, LLC entered into an "Exclusive Brokerage Service Agreement." Under this agreement, FPL will engage NextCity as the exclusive agent to market and lease attachment space and/or smart pole functions on the Light Poles to prospective customers. The agreement will have an initial term of five (5) years, and shall be automatically renewed for an additional five (5) years unless either party gives a written notice that it will not be renewed, not less than one hundred eighty (180) days prior to the expiration of the initial term. Upon entering into any Light Pole Attachment agreement, NextCity will have the right to collect Administrative Fees for Brokerage Services and remit all Attachment fees to FPL.
<i>NextEra Energy Inc.</i>	In past years, every time a subsidiary was added to or deleted from the consolidated income tax return, such subsidiary generally became a party to, or was deleted from, the Tax Allocation Agreement of NextEra Energy, Inc. (NEE) and subsidiaries. Therefore, any corporate structure changes noted on pages 454A-1 through 454A-26 would also be reflected in NEE's tax arrangement.

ANALYSIS OF DIVERSIFICATION ACTIVITY
Individual Affiliated Transactions in Excess of \$500,000

FLORIDA POWER & LIGHT COMPANY
For the Year Ended December 31, 2023

Provide information regarding individual affiliated transactions in excess of \$500,000. Recurring monthly affiliated transactions which exceed \$500,000 per month should be reported annually in the aggregate. However, each land or property sales transaction even though similar sales recur, should be reported as a "non-recurring" item for the period in which it occurs.

Line No.	Name of Affiliate (a)	Description of Transaction (b)	Dollar Amount (c)
1	Florida City Gas	Dividend Contribution from Affiliate	14,400,000
2	Florida City Gas	Loan Interest Payments from Affiliate	3,231,305
3	Florida City Gas	Loans to Affiliate	35,000,000
4	Florida City Gas	Reclassify Affiliate Loan as an Investment in Subsidiary	80,000,000
5	Florida City Gas	Sale of Natural Gas to Affiliate	12,273,353
6	Florida Renewable Partners, LLC	External Affairs Support to Affiliate	649,281
7	Florida Southeast Connection, LLC	Natural Gas Purchases from Affiliate	100,874,894
8	FPL Energy Services, Inc.	Federal Tax Payments due from Affiliate	6,949,554
9	FPL Energy Services, Inc.	Information Technology Capital Support to Affiliate	942,053
10	FPL Energy Services, Inc.	State Taxes Due from Affiliate	1,946,949
11	FPL Services, LLC	Cash Transfers from Subsidiary	721,001
12	Harmony Florida Solar II, LLC	Allocation of Consulting Costs from Affiliate	545,000
13	Indiantown Cogeneration, L.P.	Loan to Affiliate	2,700,000
14	KPB Financial Corp.	Federal Tax Audit Settlement Due to Affiliate	823,156
15	Lone Star Transmission, LLC	Corporate Real Estate Services to Affiliate	505,036
16	NextCity Networks, LLC	Transfer of Inventory to Affiliate	857,901
17	NextEra Energy Capital Holdings, Inc.	Allocation of Benefit Costs from Affiliate	1,459,256
18	NextEra Energy Capital Holdings, Inc.	Allocation of Consulting Costs from Affiliate	4,500,000
19	NextEra Energy Capital Holdings, Inc.	Florida City Gas Transaction Support from Affiliate	749,269
20	NextEra Energy Capital Holdings, Inc.	Charge for Affiliate Share of Insurance Premium to Affiliate	2,086,660
21	NextEra Energy Capital Holdings, Inc.	Allocation of Benefit Costs to Affiliate	1,217,633
22	NextEra Energy Constructors, LLC	Allocation of Vendor Charges to Affiliate	1,721,489
23	NextEra Energy Constructors, LLC	Integrated Supply Chain Capital Support to Affiliate	3,536,753
24	NextEra Energy Constructors, LLC	Purchase of Asset/Inventory from Affiliate	10,001,669
25	NextEra Energy Marketing, LLC	Compensation, Deferred Comp, Incentives, Stock Awards, RSA Amortization, Pension & Other Employee Benefits Plans	16,844,435
26	NextEra Energy Marketing, LLC	Reimbursement of Software Costs from Affiliate	1,300,000
27	NextEra Energy Point Beach, LLC	Information Technology Capital Support to Affiliate	2,175,749
28	NextEra Energy Resources, LLC	Allocation of Benefit Costs to Affiliate	557,774
29	NextEra Energy Resources, LLC	Allocation of Software Costs to Affiliate	2,161,037
30	NextEra Energy Resources, LLC	Allocation of Consulting Costs from Affiliate	3,339,000

ANALYSIS OF DIVERSIFICATION ACTIVITY
Individual Affiliated Transactions in Excess of \$500,000

FLORIDA POWER & LIGHT COMPANY
For the Year Ended December 31, 2023

Provide information regarding individual affiliated transactions in excess of \$500,000. Recurring monthly affiliated transactions which exceed \$500,000 per month should be reported annually in the aggregate. However, each land or property sales transaction even though similar sales recur, should be reported as a "non-recurring" item for the period in which it occurs.

Line No.	Name of Affiliate (a)	Description of Transaction (b)	Dollar Amount (c)
31	NextEra Energy Resources, LLC	Allocation of Credit Card Rebate to Affiliate	1,264,756
32	NextEra Energy Resources, LLC	Allocation of Software Costs from Affiliate	1,602,198
33	NextEra Energy Resources, LLC	Allocation of Vendor Charges to Affiliate	3,730,965
34	NextEra Energy Resources, LLC	Insurance Premium Charge to Affiliate	1,196,521
35	NextEra Energy Resources, LLC	Compensation, Deferred Comp, Incentives, Stock Awards, RSA Amortization, Pension & Other Employee Benefits Plans	23,716,359
36	NextEra Energy Resources, LLC	Corporate Real Estate Services to Affiliate	1,743,414
37	NextEra Energy Resources, LLC	Corporate Service Charge to Affiliate	39,866,508
38	NextEra Energy Resources, LLC	Allocation of Information Technology Project Credits	1,534,580
39	NextEra Energy Resources, LLC	Information Technology Services to Affiliate	4,326,817
40	NextEra Energy Resources, LLC	Space and Furniture Billing to Affiliate	14,517,142
41	NextEra Energy Resources, LLC	Treasury Services provided to Affiliate	1,639,106
42	NextEra Energy Seabrook, LLC	Information Technology Capital Support to Affiliate	2,175,749
43	NextEra Energy, Inc.	401K Forfeitures Reimbursed by Affiliate	971,279
44	NextEra Energy, Inc.	401K Match Activity Reimbursed by FPL to Affiliates	2,645,024
45	NextEra Energy, Inc.	Compensation, Deferred Comp, Incentives, Stock Awards, RSA Amortization, Pension & Other Employee Benefits Plans	76,763,961
46	NextEra Energy, Inc.	Dividend Contribution to Parent	4,480,000,000
47	NextEra Energy, Inc.	Federal Taxes Due to Affiliate	976,813,830
48	NextEra Energy, Inc.	Marketing & Communication - National Ad Campaign to Affiliate	1,200,000
49	NextEra Energy, Inc.	State Taxes Due from Affiliate	2,385,770
50	NextEra Energy, Inc.	State Taxes Due to Affiliate	1,866,011
51	NextEra Energy, Inc.	Transfer of Employee Incentives from Affiliate	17,142,452
52	Palms Insurance Company, Limited	Reimbursement of Workers Comp Losses to Affiliate	1,634,345
53	Renewable Fuels Holdings, LLC	Corporate Development Services to Affiliate	3,773,439
54	Sabal Trail Transmission, LLC	Transportation of Natural Gas Provided by Affiliate	317,501,266
55			
56			
57			
58	General Comments:		
59	Items exclude payments of cash collected on behalf of Affiliates.		

ANALYSIS OF DIVERSIFICATION ACTIVITY
Summary of Affiliated Transfers and Cost Allocations
FLORIDA POWER & LIGHT COMPANY
For the Year Ended December 31, 2023

Grouped by affiliate, list each contract, agreement, or other business transaction exceeding a cumulative amount of \$300 in any one year, entered into between the Respondent and an affiliated business or financial organization, firm, or partnership identifying parties, amounts, dates, and product, asset, or service involved.

- (a) Enter name of affiliate.
(b) Give description of type of service, or name the product involved.
(c) Enter contract or agreement effective dates.
(d) Enter the letter "P" if the service or product is purchased by the Respondent; "S" if the service or product is sold by the Respondent.
(e) Enter utility account number in which charges are recorded.
(f) Enter total amount paid, received, or accrued during the year for each type of service or product listed in column (c). Do not net amounts when services are both received and provided.

Name of Affiliate (a)	Type of Service and/or Name of Product (b)	Relevant Contract or Agreement and Effective Date (c)	Charge for Year		
			"P" or "S" (d)	Account Number (e)	Dollar Amount (f)
700 Universe, LLC	Corporate Development Services		S	146	2,043
Adelanto Solar, LLC	Allocate Telecommunication Costs to Affiliate		S	146	490
Adelanto Solar, LLC	Payroll Overheads Associated with Services Provided to Affiliates		S	146	485
AE Langdon Wind II LLC	Power Delivery Services		S	146	890
AE Langdon Wind II LLC	Power Generation Services		S	146	1,254
Alandco Inc.	Allocation of Bank Services Fees to Affiliate		S	146	1,045
Alandco Inc.	Corporate Real Estate Services		S	146	2,264
Alandco Inc.	Reimbursement of Employee Expenses		S	146	1,116
Alta Wind VIII, LLC	Payroll Overheads Associated with Services Provided to Affiliates		S	146	1,367
Alta Wind VIII, LLC	Power Generation Capital Support		S	146	1,953
Alta Wind VIII, LLC	Power Generation Services		S	146	1,175
Amite Solar, LLC	Allocation of Expenses to Affiliate		S	146	533
Amite Solar, LLC	Engineering & Construction Services		S	146	385
Amite Solar, LLC	Integrated Supply Chain Services		S	146	6,527
Amite Solar, LLC	Payroll Overheads Associated with Services Provided to Affiliates		S	146	4,345
Anticline Wind, LLC	Allocation of Software Costs to Affiliate		S	146	434
Anticline Wind, LLC	Allocation of Vendor Charges to Affiliate		S	146	375
Anticline Wind, LLC	Engineering & Construction Services		S	146	1,101
Anticline Wind, LLC	Information Technology Services		S	146	3,189
Anticline Wind, LLC	Payroll Overheads Associated with Services Provided to Affiliates		S	146	2,853
Appaloosa Run Wind, LLC	Allocate Telecommunication Costs to Affiliate		S	146	1,497
Appaloosa Run Wind, LLC	Central Lab Services		S	146	1,418
Appaloosa Run Wind, LLC	Environmental Services		S	146	526
Appaloosa Run Wind, LLC	Information Technology Capital Support		S	146	1,636
Appaloosa Run Wind, LLC	Payroll Overheads Associated with Services Provided to Affiliates		S	146	1,270
Appaloosa Run Wind, LLC	Power Generation Services		S	146	484
Appleseed Solar, LLC	Allocation of Project Costs to Affiliate		S	146	18,314
Appleseed Solar, LLC	Allocation of Software Costs to Affiliate		S	146	370
Appleseed Solar, LLC	Integrated Supply Chain Services		S	146	21,654
Appleseed Solar, LLC	Payroll Overheads Associated with Services Provided to Affiliates		S	146	15,308
Appleseed Solar, LLC	Power Delivery Services		S	146	1,360
Arlington Energy Center I, LLC	Allocate Telecommunication Costs to Affiliate		S	146	913
Arlington Energy Center I, LLC	Central Lab Services		S	146	476
Arlington Energy Center I, LLC	Environmental Services		S	146	2,276

ANALYSIS OF DIVERSIFICATION ACTIVITY
Summary of Affiliated Transfers and Cost Allocations

FLORIDA POWER & LIGHT COMPANY
For the Year Ended December 31, 2023

Name of Affiliate (a)	Type of Service and/or Name of Product (b)	Relevant Contract or Agreement and Effective Date (c)	"P" or	Account Number (e)	Dollar Amount (f)
			"S" (d)		
Arlington Energy Center I, LLC	Payroll Overheads Associated with Services Provided to Affiliates		S	146	2,417
Arlington Energy Center I, LLC	Power Generation Capital Support		S	146	3,431
Arlington Energy Center I, LLC	Power Generation Services		S	146	1,026
Arlington Energy Center II, LLC	Allocation of Vendor Charges to Affiliate		S	146	22,604
Arlington Energy Center II, LLC	Engineering & Construction Services		S	146	23,953
Arlington Energy Center II, LLC	Environmental Services		S	146	2,780
Arlington Energy Center II, LLC	General Counsel Services		S	146	1,773
Arlington Energy Center II, LLC	Integrated Supply Chain Services		S	146	7,115
Arlington Energy Center II, LLC	Payroll Overheads Associated with Services Provided to Affiliates		S	146	24,563
Arlington Energy Center II, LLC	Power Generation Capital Support		S	146	23,962
Arlington Energy Center II, LLC	Reimbursement of Employee Expenses		S	146	4,176
Arlington Energy Center III, LLC	Allocation of Vendor Charges to Affiliate		S	146	17,309
Arlington Energy Center III, LLC	Engineering & Construction Services		S	146	10,675
Arlington Energy Center III, LLC	Human Resources Services		S	146	1,143
Arlington Energy Center III, LLC	Payroll Overheads Associated with Services Provided to Affiliates		S	146	1,466
Arlington Energy Center III, LLC	Power Generation Capital Support		S	146	2,187
Armadillo Flats Wind Project, LLC	Payroll Overheads Associated with Services Provided to Affiliates		S	146	2,267
Armadillo Flats Wind Project, LLC	Power Generation Services		S	146	2,916
Ashtabula Wind I, LLC	Central Lab Services		S	146	1,351
Ashtabula Wind I, LLC	Marketing & Communication Services		S	146	376
Ashtabula Wind I, LLC	Payroll Overheads Associated with Services Provided to Affiliates		S	146	2,792
Ashtabula Wind II, LLC	Central Lab Services		S	146	1,721
Ashtabula Wind II, LLC	Payroll Overheads Associated with Services Provided to Affiliates		S	146	1,087
Ashtabula Wind II, LLC	Power Delivery Services		S	146	440
Ashtabula Wind II, LLC	Power Generation Services		S	146	1,654
Ashtabula Wind III, LLC	General Counsel Services		S	146	663
Ashtabula Wind III, LLC	Power Delivery Services		S	146	440
Ashtabula Wind III, LLC	Power Generation Services		S	146	494
Babbitt Ranch Energy Center, LLC	Allocation of Software Costs to Affiliate		S	146	36,000
Babbitt Ranch Energy Center, LLC	Allocation of Vendor Charges to Affiliate		S	146	838
Babbitt Ranch Energy Center, LLC	Information Technology Capital Support		S	146	12,160
Babbitt Ranch Energy Center, LLC	Integrated Supply Chain Services		S	146	377
Babbitt Ranch Energy Center, LLC	Payroll Overheads Associated with Services Provided to Affiliates		S	146	21,209
Babbitt Ranch Energy Center, LLC	Power Generation Capital Support		S	146	2,318
Babbitt Ranch Energy Center, LLC	Power Generation Services		S	146	19,343
Babbitt Ranch Energy Center, LLC	Reimbursement of Employee Expenses		S	146	23,792
Baldwin Wind Energy, LLC	Central Lab Services		S	146	1,442
Baldwin Wind Energy, LLC	Payroll Overheads Associated with Services Provided to Affiliates		S	146	861

ANALYSIS OF DIVERSIFICATION ACTIVITY
Summary of Affiliated Transfers and Cost Allocations

FLORIDA POWER & LIGHT COMPANY
For the Year Ended December 31, 2023

Name of Affiliate (a)	Type of Service and/or Name of Product (b)	Relevant Contract or Agreement and Effective Date (c)	Charge for Year		
			"P" or "S" (d)	Account Number (e)	Dollar Amount (f)
Baldwin Wind, LLC	Power Delivery Services		S	146	440
Bell Ridge Solar, LLC	Allocate Telecommunication Costs to Affiliate		S	146	1,090
Bell Ridge Solar, LLC	Allocation of Software Costs to Affiliate		S	146	434
Bell Ridge Solar, LLC	Allocation of Vendor Charges to Affiliate		S	146	6,800
Bell Ridge Solar, LLC	Central Lab Services		S	146	882
Bell Ridge Solar, LLC	Engineering & Construction Services		S	146	10,136
Bell Ridge Solar, LLC	Environmental Services		S	146	769
Bell Ridge Solar, LLC	FPL Development Support		S	146	3,278
Bell Ridge Solar, LLC	Information Technology Capital Support		S	146	994
Bell Ridge Solar, LLC	Integrated Supply Chain Services		S	146	13,103
Bell Ridge Solar, LLC	Payroll Overheads Associated with Services Provided to Affiliates		S	146	17,630
Bell Ridge Solar, LLC	Power Generation Capital Support		S	146	30,024
Bell Ridge Solar, LLC	Reimbursement of Employee Expenses		S	146	3,339
Big Cypress Solar, LLC	Allocate Telecommunication Costs to Affiliate		S	146	483
Big Cypress Solar, LLC	Allocation of Expenses to Affiliate		S	146	853
Big Cypress Solar, LLC	Allocation of Software Costs to Affiliate		S	146	725
Big Cypress Solar, LLC	Allocation of Vendor Charges to Affiliate		S	146	375
Big Cypress Solar, LLC	Engineering & Construction Services		S	146	27,988
Big Cypress Solar, LLC	Environmental Services		S	146	2,764
Big Cypress Solar, LLC	FPL Development Support		S	146	1,869
Big Cypress Solar, LLC	Information Technology Capital Support		S	146	1,986
Big Cypress Solar, LLC	Integrated Supply Chain Services		S	146	19,398
Big Cypress Solar, LLC	Payroll Overheads Associated with Services Provided to Affiliates		S	146	23,647
Big Cypress Solar, LLC	Reimbursement of Employee Expenses		S	146	3,260
Blackwell Wind Energy, LLC	Allocate Telecommunication Costs to Affiliate		S	146	301
Blackwell Wind Energy, LLC	Central Lab Services		S	146	406
Blackwell Wind Energy, LLC	Payroll Overheads Associated with Services Provided to Affiliates		S	146	432
Blackwell Wind, LLC	Power Delivery Services		S	146	445
Blue Summit I Wind, LLC	Central Lab Services		S	146	3,334
Blue Summit I Wind, LLC	Payroll Overheads Associated with Services Provided to Affiliates		S	146	980
Blue Summit II Wind, LLC	Payroll Overheads Associated with Services Provided to Affiliates		S	146	721
Blue Summit II Wind, LLC	Power Generation Services		S	146	2,339
Blue Summit III Wind, LLC	Allocate Telecommunication Costs to Affiliate		S	146	1,056
Blue Summit III Wind, LLC	Allocation of Vendor Charges to Affiliate		S	146	12,364
Blue Summit III Wind, LLC	Central Lab Services		S	146	332
Blue Summit III Wind, LLC	Payroll Overheads Associated with Services Provided to Affiliates		S	146	2,001
Blue Summit Storage, LLC	Payroll Overheads Associated with Services Provided to Affiliates		S	146	758
Blue Summit Storage, LLC	Power Generation Capital Support		S	146	28,525
Blue Summit Wind, LLC	Power Delivery Services		S	146	440
Bluebell Solar II, LLC	Payroll Overheads Associated with Services Provided to Affiliates		S	146	2,777
Bluebell Solar LLC	Allocation of Expenses from Affiliate		P	921	793
Bluebell Solar, LLC	Payroll Overheads Associated with Services Provided to Affiliates		S	146	726

ANALYSIS OF DIVERSIFICATION ACTIVITY
Summary of Affiliated Transfers and Cost Allocations

FLORIDA POWER & LIGHT COMPANY
For the Year Ended December 31, 2023

Name of Affiliate (a)	Type of Service and/or Name of Product (b)	Relevant Contract or Agreement and Effective Date (c)	Charge for Year		
			"P" or "S" (d)	Account Number (e)	Dollar Amount (f)
Bluebell Solar, LLC	Power Generation Services		S	146	664
Bluebell Solar, LLC	Reimbursement of Employee Expenses		S	146	793
Blythe Energy Storage 110, LLC	Payroll Overheads Associated with Services Provided to Affiliates		S	146	1,600
Blythe IV Storage, LLC	Allocate Telecommunication Costs to Affiliate		S	146	575
Blythe IV Storage, LLC	Allocation of Software Costs to Affiliate		S	146	876
Blythe IV Storage, LLC	Engineering & Construction Services		S	146	28,000
Blythe IV Storage, LLC	Power Generation Capital Support		S	146	23,962
Blythe Solar 110, LLC	Allocate Telecommunication Costs to Affiliate		S	146	2,657
Blythe Solar 110, LLC	Payroll Overheads Associated with Services Provided to Affiliates		S	146	5,597
Blythe Solar 110, LLC	Power Generation Capital Support		S	146	9,137
Blythe Solar 110, LLC	Power Generation Services		S	146	9,712
Blythe Solar Holdings II, LLC	Reimbursement of Employee Expenses		S	146	583
Blythe Solar II, LLC	Payroll Overheads Associated with Services Provided to Affiliates		S	146	3,040
Blythe Solar II, LLC	Power Generation Capital Support		S	146	27,169
Blythe Solar II, LLC	Power Generation Services		S	146	14,986
Blythe Solar III, LLC	Allocate Telecommunication Costs to Affiliate		S	146	830
Blythe Solar III, LLC	Payroll Overheads Associated with Services Provided to Affiliates		S	146	5,935
Blythe Solar III, LLC	Power Generation Capital Support		S	146	11,017
Blythe Solar III, LLC	Power Generation Services		S	146	16,027
Blythe Solar IV, LLC	Engineering & Construction Services		S	146	4,400
Blythe Solar IV, LLC	Payroll Overheads Associated with Services Provided to Affiliates		S	146	7,145
Blythe Solar IV, LLC	Reimbursement of Employee Expenses		S	146	1,660
Borderlands Wind, LLC	Allocate Telecommunication Costs to Affiliate		S	146	1,998
Borderlands Wind, LLC	Central Lab Services		S	146	2,913
Borderlands Wind, LLC	Payroll Overheads Associated with Services Provided to Affiliates		S	146	722
Borderlands Wind, LLC	Power Generation Services		S	146	674
Borderlands Wind, LLC	Reimbursement of Employee Expenses		S	146	2,074
Bornish Wind, LP	Allocation of Vendor Credit to Affiliate		S	146	1,325
Bornish Wind, LP	Central Lab Services		S	146	1,244
Bornish Wind, LP	Payroll Overheads Associated with Services Provided to Affiliates		S	146	331
Brady Wind II, LLC	Central Lab Services		S	146	893
Brady Wind II, LLC	Payroll Overheads Associated with Services Provided to Affiliates		S	146	1,078
Brady Wind II, LLC	Power Delivery Services		S	146	440
Brady Wind II, LLC	Power Generation Services		S	146	3,689
Brady Wind, LLC	Allocate Telecommunication Costs to Affiliate		S	146	472
Brady Wind, LLC	Central Lab Services		S	146	1,369
Brady Wind, LLC	Payroll Overheads Associated with Services Provided to Affiliates		S	146	1,090
Brady Wind, LLC	Power Delivery Services		S	146	440

ANALYSIS OF DIVERSIFICATION ACTIVITY
Summary of Affiliated Transfers and Cost Allocations

FLORIDA POWER & LIGHT COMPANY
For the Year Ended December 31, 2023

Name of Affiliate (a)	Type of Service and/or Name of Product (b)	Relevant Contract or Agreement and Effective Date (c)	Charge for Year		
			"P" or "S" (d)	Account Number (e)	Dollar Amount (f)
Brady Wind, LLC	Power Generation Services		S	146	3,856
Breckinridge Wind Project, LLC	Central Lab Services		S	146	406
Breckinridge Wind Project, LLC	Payroll Overheads Associated with Services Provided to Affiliates		S	146	1,546
Breckinridge Wind Project, LLC	Power Delivery Services		S	146	1,550
Breckinridge Wind Project, LLC	Power Generation Services		S	146	1,222
Breckinridge Wind Project, LLC	Reimbursement of Employee Expenses		S	146	1,297
Brickyard Solar, LLC	Allocation of Project Costs to Affiliate		S	146	18,314
Brickyard Solar, LLC	Engineering & Construction Services		S	146	2,138
Bronco Plains Wind II, LLC	Allocation of Expenses to Affiliate		S	146	376
Bronco Plains Wind II, LLC	Allocation of Software Costs to Affiliate		S	146	434
Bronco Plains Wind II, LLC	Corporate Real Estate Services		S	146	1,104
Bronco Plains Wind II, LLC	Engineering & Construction Services		S	146	8,622
Bronco Plains Wind II, LLC	Integrated Supply Chain Services		S	146	7,592
Bronco Plains Wind II, LLC	Payroll Overheads Associated with Services Provided to Affiliates		S	146	11,135
Bronco Plains Wind II, LLC	Reimbursement of Employee Expenses		S	146	3,851
Bronco Plains Wind, LLC	Central Lab Services		S	146	2,506
Bronco Plains Wind, LLC	Payroll Overheads Associated with Services Provided to Affiliates		S	146	2,379
Bronco Plains Wind, LLC	Power Generation Services		S	146	3,401
BT Hickerson Solar, LLC	Allocation of Expenses to Affiliate		S	146	1,361
BT Hickerson Solar, LLC	Allocation of Software Costs to Affiliate		S	146	434
BT Hickerson Solar, LLC	Engineering & Construction Services		S	146	770
BT Hickerson Solar, LLC	Payroll Overheads Associated with Services Provided to Affiliates		S	146	1,914
BT Hickerson Solar, LLC	Power Delivery Services		S	146	2,880
Buena Vista Energy Center, LLC	Allocate Telecommunication Costs to Affiliate		S	146	1,079
Buena Vista Energy Center, LLC	Allocation of Software Costs to Affiliate		S	146	2,500
Buena Vista Energy Center, LLC	Allocation of Vendor Charges to Affiliate		S	146	107,562
Buena Vista Energy Center, LLC	Engineering & Construction Services		S	146	10,676
Buena Vista Energy Center, LLC	Information Technology Capital Support		S	146	30,830
Buena Vista Energy Center, LLC	Information Technology Services		S	146	9,049
Buena Vista Energy Center, LLC	Payroll Overheads Associated with Services Provided to Affiliates		S	146	15,987
Buena Vista Energy Center, LLC	Power Generation Capital Support		S	146	44,551
Buena Vista Energy Center, LLC	Power Generation Services		S	146	8,712
Buena Vista Energy Center, LLC	Reimbursement of Employee Expenses		S	146	7,903
Buena Vista Energy Center, LLC	Sale of Asset/Inventory		S	146	1,042
Buffalo Ridge Wind, LLC	Allocate Telecommunication Costs to Affiliate		S	146	1,805
Buffalo Ridge Wind, LLC	Central Lab Services		S	146	1,923
Buffalo Ridge Wind, LLC	Engineering & Construction Services		S	146	16,780
Buffalo Ridge Wind, LLC	Information Technology Capital Support		S	146	12,500
Buffalo Ridge Wind, LLC	Payroll Overheads Associated with Services Provided to Affiliates		S	146	811

ANALYSIS OF DIVERSIFICATION ACTIVITY
Summary of Affiliated Transfers and Cost Allocations

FLORIDA POWER & LIGHT COMPANY
For the Year Ended December 31, 2023

Name of Affiliate (a)	Type of Service and/or Name of Product (b)	Relevant Contract or Agreement and Effective Date (c)	Charge for Year		
			"P" or "S" (d)	Account Number (e)	Dollar Amount (f)
Butler Ridge Wind Energy Center, LLC	Central Lab Services		S	146	835
Butler Ridge Wind Energy Center, LLC	Marketing & Communication Services		S	146	741
Butler Ridge Wind Energy Center, LLC	Payroll Overheads Associated with Services Provided to Affiliates		S	146	395
Butler Ridge Wind Energy Center, LLC	Power Delivery Services		S	146	440
Butler Ridge Wind Energy Center, LLC	Power Generation Services		S	146	872
CA Energy Storage Holdings, LLC	Allocation of Vendor Charges to Affiliate		S	146	27,506
CA Energy Storage Holdings, LLC	Power Generation Capital Support		S	146	48,663
CA Energy Storage Holdings, LLC	Power Generation Services		S	146	12,774
Caddeaux Gathering, LLC	Allocation of Software Costs to Affiliate		S	146	415
Callahan Wind Divide, LLC	Allocate Telecommunication Costs to Affiliate		S	146	874
Callahan Wind Divide, LLC	Payroll Overheads Associated with Services Provided to Affiliates		S	146	898
Callahan Wind Divide, LLC	Power Delivery Services		S	146	445
Callahan Wind Divide, LLC	Power Generation Capital Support		S	146	1,526
Canyon Wind Energy, LLC	Allocation of Vendor Charges to Affiliate		S	146	790
Canyon Wind Energy, LLC	Central Lab Services		S	146	2,606
Canyon Wind Energy, LLC	Engineering & Construction Services		S	146	881
Canyon Wind Energy, LLC	Integrated Supply Chain Services		S	146	11,241
Canyon Wind Energy, LLC	Payroll Overheads Associated with Services Provided to Affiliates		S	146	8,227
Cap Ridge Wind I, LLC	Central Lab Services		S	146	407
Cap Ridge Wind I, LLC	Payroll Overheads Associated with Services Provided to Affiliates		S	146	2,096
Cap Ridge Wind I, LLC	Power Delivery Services		S	146	445
Cap Ridge Wind I, LLC	Power Generation Services		S	146	3,592
Cap Ridge Wind II, LLC	Allocate Telecommunication Costs to Affiliate		S	146	851
Cap Ridge Wind II, LLC	Allocation of Software Costs to Affiliate		S	146	1,195
Cap Ridge Wind II, LLC	Central Lab Services		S	146	813
Cap Ridge Wind II, LLC	Payroll Overheads Associated with Services Provided to Affiliates		S	146	1,079
Cap Ridge Wind II, LLC	Power Delivery Services		S	146	445
Cap Ridge Wind II, LLC	Power Generation Capital Support		S	146	19,379
Cap Ridge Wind III, LLC	Central Lab Services		S	146	543
Cap Ridge Wind III, LLC	Payroll Overheads Associated with Services Provided to Affiliates		S	146	1,455
Cap Ridge Wind III, LLC	Power Delivery Services		S	146	445
Cap Ridge Wind III, LLC	Sale of Asset/Inventory		S	146	1,598
Cap Ridge Wind IV, LLC	Central Lab Services		S	146	373
Cap Ridge Wind IV, LLC	Payroll Overheads Associated with Services Provided to Affiliates		S	146	881
Cap Ridge Wind IV, LLC	Power Delivery Services		S	146	445
Capricorn Ridge Wind, LLC	Power Generation Services		S	146	1,530
Carol Renewable Energy, LLC	Engineering & Construction Services		S	146	881
Carol Renewable Energy, LLC	Payroll Overheads Associated with Services Provided to Affiliates		S	146	585
Carousel Wind Farm, LLC	Central Lab Services		S	146	772
Carousel Wind Farm, LLC	Payroll Overheads Associated with Services Provided to Affiliates		S	146	1,295
Carousel Wind Farm, LLC	Power Delivery Services		S	146	440

ANALYSIS OF DIVERSIFICATION ACTIVITY
Summary of Affiliated Transfers and Cost Allocations

FLORIDA POWER & LIGHT COMPANY
For the Year Ended December 31, 2023

Name of Affiliate (a)	Type of Service and/or Name of Product (b)	Relevant Contract or Agreement and Effective Date (c)	Charge for Year		
			"P" or "S" (d)	Account Number (e)	Dollar Amount (f)
Casa Mesa Wind, LLC	Allocate Telecommunication Costs to Affiliate		S	146	4,045
Casa Mesa Wind, LLC	Payroll Overheads Associated with Services Provided to Affiliates		S	146	795
Casa Mesa Wind, LLC	Power Generation Services		S	146	10,151
Cavalry Energy Center, LLC	Environmental Services		S	146	5,948
Cavalry Energy Center, LLC	General Counsel Services		S	146	2,276
Cavalry Energy Center, LLC	Payroll Overheads Associated with Services Provided to Affiliates		S	146	9,104
Cavalry Energy Center, LLC	Reimbursement of Employee Expenses		S	146	1,848
Cedar Bay Generating Company, LLC	Funding of Cash Disbursements		S	146	1,743,738
Cedar Bay Generating Company, LLC	Payroll Overheads Associated with Services Provided to Affiliates		S	146	8,512
Cedar Bay Generating Company, LLC	Power Generation Services		S	146	96,204
Cedar Bay Generating Company, LLC	Reimbursement of Employee Expenses		S	146	6,095
Cedar Bluff Wind, LLC	Central Lab Services		S	146	320
Cedar Bluff Wind, LLC	Payroll Overheads Associated with Services Provided to Affiliates		S	146	1,443
Cedar Bluff Wind, LLC	Power Delivery Services		S	146	445
Cedar Point II Limited Partnership	Allocation of Software Costs to Affiliate		S	146	355
Cedar Point II Limited Partnership	Central Lab Services		S	146	572
Cedar Point II Limited Partnership	Information Technology Services		S	146	9,000
Cedar Point II Limited Partnership	Payroll Overheads Associated with Services Provided to Affiliates		S	146	440
Cedar Point II Limited Partnership	Reimbursement of Employee Expenses		S	146	322
Cedar Springs Wind III, LLC	Central Lab Services		S	146	372
Cedar Springs Wind III, LLC	Information Technology Services		S	146	1,461
Cedar Springs Wind III, LLC	Payroll Overheads Associated with Services Provided to Affiliates		S	146	1,012
Cedar Springs Wind IV, LLC	Allocation of Software Costs to Affiliate		S	146	434
Cedar Springs Wind IV, LLC	Information Technology Services		S	146	13,352
Cedar Springs Wind IV, LLC	Integrated Supply Chain Services		S	146	7,998
Cedar Springs Wind IV, LLC	Payroll Overheads Associated with Services Provided to Affiliates		S	146	14,201
Cedar Springs Wind, LLC	Allocate Telecommunication Costs to Affiliate		S	146	2,260
Cedar Springs Wind, LLC	Central Lab Services		S	146	929
Cedar Springs Wind, LLC	Information Technology Services		S	146	811
Cedar Springs Wind, LLC	Payroll Overheads Associated with Services Provided to Affiliates		S	146	1,684
Cedar Springs Wind, LLC	Reimbursement of Employee Expenses		S	146	538
Cereal City Solar, LLC	Allocation of Software Costs to Affiliate		S	146	11,648
Cereal City Solar, LLC	Allocation of Vendor Charges to Affiliate		S	146	1,084
Cereal City Solar, LLC	Central Lab Services		S	146	858
Cereal City Solar, LLC	Engineering & Construction Services		S	146	1,212
Cereal City Solar, LLC	Information Technology Capital Support		S	146	26,196
Cereal City Solar, LLC	Integrated Supply Chain Services		S	146	3,486
Cereal City Solar, LLC	Payroll Overheads Associated with Services Provided to Affiliates		S	146	5,085

ANALYSIS OF DIVERSIFICATION ACTIVITY
Summary of Affiliated Transfers and Cost Allocations

FLORIDA POWER & LIGHT COMPANY
For the Year Ended December 31, 2023

Name of Affiliate (a)	Type of Service and/or Name of Product (b)	Relevant Contract or Agreement and Effective Date (c)	Charge for Year		
			"P" or "S" (d)	Account Number (e)	Dollar Amount (f)
Chariot Solar, LLC	General Counsel Services		S	146	301
Chaves County Solar II, LLC	Engineering & Construction Services		S	146	28,094
Chaves County Solar II, LLC	Integrated Supply Chain Services		S	146	3,453
Chaves County Solar II, LLC	Payroll Overheads Associated with Services Provided to Affiliates		S	146	3,021
Chaves County Solar, LLC	Allocate Telecommunication Costs to Affiliate		S	146	1,463
Chaves County Solar, LLC	Payroll Overheads Associated with Services Provided to Affiliates		S	146	1,703
Chaves County Solar, LLC	Power Generation Services		S	146	3,860
Cherrywood Solar I, LLC	Allocation of Vendor Charges to Affiliate		S	146	375
Cherrywood Solar I, LLC	Integrated Supply Chain Services		S	146	2,164
Cherrywood Solar I, LLC	Payroll Overheads Associated with Services Provided to Affiliates		S	146	1,438
Chesapeake Solar Project, LLC	Allocation of Software Costs to Affiliate		S	146	14,050
Chesapeake Solar Project, LLC	Allocation of Vendor Charges to Affiliate		S	146	7,497
Chesapeake Solar Project, LLC	Central Lab Services		S	146	1,189
Chesapeake Solar Project, LLC	FPL Development Support		S	146	11,302
Chesapeake Solar Project, LLC	Information Technology Capital Support		S	146	25,889
Chesapeake Solar Project, LLC	Payroll Overheads Associated with Services Provided to Affiliates		S	146	10,253
Chesapeake Solar Project, LLC	Reimbursement of Employee Expenses		S	146	4,501
Chesapeake Solar Project, LLC	Sale of Asset/Inventory		S	146	1,602
Chicot Solar, LLC	Allocate Telecommunication Costs to Affiliate		S	146	902
Chicot Solar, LLC	Allocation of Vendor Charges to Affiliate		S	146	133,855
Chicot Solar, LLC	Payroll Overheads Associated with Services Provided to Affiliates		S	146	23,775
Chicot Solar, LLC	Power Generation Services		S	146	221,364
Chicot Solar, LLC	Reimbursement of Employee Expenses		S	146	10,271
Cimarron Wind Energy, LLC	Allocate Telecommunication Costs to Affiliate		S	146	569
Cimarron Wind Energy, LLC	Payroll Overheads Associated with Services Provided to Affiliates		S	146	1,202
Cimarron Wind Energy, LLC	Power Delivery Services		S	146	445
Clearwater Energy Resources LLC	Allocate Telecommunication Costs to Affiliate		S	146	3,942
Clearwater Energy Resources LLC	Engineering & Construction Services		S	146	85,170
Clearwater Energy Resources LLC	Environmental Services		S	146	3,251
Clearwater Energy Resources LLC	General Counsel Services		S	146	2,659
Clearwater Energy Resources LLC	Human Resources Services		S	146	8,492
Clearwater Energy Resources LLC	Information Technology Capital Support		S	146	1,301
Clearwater Energy Resources LLC	Integrated Supply Chain Services		S	146	9,480
Clearwater Energy Resources LLC	Payroll Overheads Associated with Services Provided to Affiliates		S	146	8,080
Clearwater Energy Resources LLC	Power Generation Services		S	146	1,174
Clearwater Energy Resources LLC	Sale of Asset/Inventory		S	146	522
Clearwater Wind East, LLC	Allocation of Vendor Charges to Affiliate		S	146	32,619
Clearwater Wind East, LLC	Information Technology Services		S	146	12,261
Clearwater Wind East, LLC	Payroll Overheads Associated with Services Provided to Affiliates		S	146	8,942
Clearwater Wind East, LLC	Power Generation Capital Support		S	146	2,324

ANALYSIS OF DIVERSIFICATION ACTIVITY
Summary of Affiliated Transfers and Cost Allocations

FLORIDA POWER & LIGHT COMPANY
For the Year Ended December 31, 2023

Name of Affiliate (a)	Type of Service and/or Name of Product (b)	Relevant Contract or Agreement and Effective Date (c)	Charge for Year		
			"P" or "S" (d)	Account Number (e)	Dollar Amount (f)
Clearwater Wind I, LLC	Allocation of Vendor Charges to Affiliate		S	146	1,163
Clearwater Wind I, LLC	Central Lab Services		S	146	4,877
Clearwater Wind I, LLC	Payroll Overheads Associated with Services Provided to Affiliates		S	146	2,648
Clearwater Wind I, LLC	Power Generation Services		S	146	2,871
Clearwater Wind II, LLC	Central Lab Services		S	146	2,312
Clearwater Wind II, LLC	Engineering & Construction Services		S	146	13,107
Clearwater Wind II, LLC	Integrated Supply Chain Services		S	146	10,491
Clearwater Wind II, LLC	Payroll Overheads Associated with Services Provided to Affiliates		S	146	15,267
Clearwater Wind II, LLC	Reimbursement of Employee Expenses		S	146	4,011
Constitution Solar, LLC	General Counsel Services		S	146	335
Cool Springs Solar, LLC	Allocate Telecommunication Costs to Affiliate		S	146	1,632
Cool Springs Solar, LLC	Central Lab Services		S	146	476
Cool Springs Solar, LLC	Engineering & Construction Services		S	146	2,428
Cool Springs Solar, LLC	Payroll Overheads Associated with Services Provided to Affiliates		S	146	6,888
Cool Springs Solar, LLC	Power Generation Capital Support		S	146	5,882
Cool Springs Solar, LLC	Power Generation Services		S	146	2,057
Cool Springs Solar, LLC	Reimbursement of Employee Expenses		S	146	528
Cool Springs Solar, LLC	Sale of Asset/Inventory		S	146	45,965
Coolidge Solar I, LLC	Payroll Overheads Associated with Services Provided to Affiliates		S	146	472
Coram California Development, L.P.	Information Technology Services		S	146	2,464
Coram California Development, L.P.	Payroll Overheads Associated with Services Provided to Affiliates		S	146	1,642
Coram California Development, L.P.	Power Generation Capital Support		S	146	60,177
Coram Energy LLC	Information Technology Services		S	146	7,392
Coram Energy LLC	Payroll Overheads Associated with Services Provided to Affiliates		S	146	5,032
Coram Energy LLC	Power Generation Capital Support		S	146	50,578
Coram Tehachapi, LLC	Payroll Overheads Associated with Services Provided to Affiliates		S	146	18,895
Coram Tehachapi, LLC	Power Generation Services		S	146	28,405
Corby Energy Storage, LLC	Allocation of Vendor Charges to Affiliate		S	146	375
Cottonwood Wind Project, LLC	Payroll Overheads Associated with Services Provided to Affiliates		S	146	652
Cottonwood Wind Project, LLC	Power Delivery Services		S	146	445
Cottonwood Wind Project, LLC	Power Generation Services		S	146	1,338
Crow Creek Solar, LLC	Allocation of Expenses to Affiliate		S	146	16,580
Crow Creek Solar, LLC	Allocation of Software Costs to Affiliate		S	146	35,469
Crow Creek Solar, LLC	Central Lab Services		S	146	429
Crow Creek Solar, LLC	Information Technology Services		S	146	3,362
Crow Creek Solar, LLC	Integrated Supply Chain Services		S	146	24,448
Crow Creek Solar, LLC	Payroll Overheads Associated with Services Provided to Affiliates		S	146	19,730
Crow Creek Solar, LLC	Reimbursement of Employee Expenses		S	146	670
Crowned Ridge Wind, LLC	Allocate Telecommunication Costs to Affiliate		S	146	945

ANALYSIS OF DIVERSIFICATION ACTIVITY
Summary of Affiliated Transfers and Cost Allocations

FLORIDA POWER & LIGHT COMPANY
For the Year Ended December 31, 2023

Name of Affiliate (a)	Type of Service and/or Name of Product (b)	Relevant Contract or Agreement and Effective Date (c)	Charge for Year		
			"P" or "S" (d)	Account Number (e)	Dollar Amount (f)
Crowned Ridge Wind, LLC	Central Lab Services		S	146	476
Crowned Ridge Wind, LLC	Payroll Overheads Associated with Services Provided to Affiliates		S	146	1,454
Crowned Ridge Wind, LLC	Power Generation Services		S	146	3,991
Crowned Ridge Wind, LLC	Sale of Asset/Inventory		S	146	432
Crystal Lake Wind Energy I, LLC	Allocate Telecommunication Costs to Affiliate		S	146	374
Crystal Lake Wind Energy I, LLC	Central Lab Services		S	146	2,041
Crystal Lake Wind Energy I, LLC	Payroll Overheads Associated with Services Provided to Affiliates		S	146	1,503
Crystal Lake Wind Energy I, LLC	Power Generation Services		S	146	1,331
Crystal Lake Wind Energy II, LLC	Central Lab Services		S	146	1,839
Crystal Lake Wind Energy II, LLC	General Counsel Services		S	146	4,235
Crystal Lake Wind Energy II, LLC	Payroll Overheads Associated with Services Provided to Affiliates		S	146	1,558
Crystal Lake Wind Energy II, LLC	Power Generation Services		S	146	1,431
Crystal Lake Wind Energy III, LLC	Payroll Overheads Associated with Services Provided to Affiliates		S	146	539
Crystal Lake Wind Energy III, LLC	Power Generation Services		S	146	1,460
Crystal Lake Wind III, LLC	Power Delivery Services		S	146	440
Data Center Investments	Corporate Real Estate Services Received by FPL		P	935	3,000
Data Center Investments, LLC	Allocate Telecommunication Costs to Affiliate		S	146	1,449
Data Center Investments, LLC	Corporate Development Services		S	146	24,276
Data Center Investments, LLC	Corporate Real Estate Services		S	146	1,500
Data Center Investments, LLC	Project Development Services		S	146	136,812
Day County Wind I LLC	Central Lab Services		S	146	656
Day County Wind I, LLC	Payroll Overheads Associated with Services Provided to Affiliates		S	146	719
Day County Wind, LLC	Power Delivery Services		S	146	440
DCRBN Ventures, LLC	Corporate Development Services		S	146	8,092
DCRBN Ventures, LLC	Information Technology Services		S	146	450
Decatur Solar Energy Center, LLC	Allocation of Expenses to Affiliate		S	146	683
Decatur Solar Energy Center, LLC	Allocation of Software Costs to Affiliate		S	146	34,590
Decatur Solar Energy Center, LLC	Allocation of Vendor Charges to Affiliate		S	146	1,747
Decatur Solar Energy Center, LLC	Engineering & Construction Services		S	146	1,212
Decatur Solar Energy Center, LLC	General Counsel Services		S	146	1,574
Decatur Solar Energy Center, LLC	Information Technology Services		S	146	10,021
Decatur Solar Energy Center, LLC	Integrated Supply Chain Services		S	146	18,898
Decatur Solar Energy Center, LLC	Payroll Overheads Associated with Services Provided to Affiliates		S	146	19,772
Desert Peak Energy Center, LLC	Allocation of Vendor Charges to Affiliate		S	146	48,204
Desert Peak Energy Center, LLC	Information Technology Capital Support		S	146	103,008
Desert Peak Energy Storage I, LLC	Allocation of Expenses to Affiliate		S	146	428
Desert Peak Energy Storage I, LLC	Allocation of Vendor Charges to Affiliate		S	146	43,730
Desert Peak Energy Storage I, LLC	Information Technology Capital Support		S	146	12,000
Desert Peak Energy Storage I, LLC	Payroll Overheads Associated with Services Provided to Affiliates		S	146	10,326
Desert Peak Energy Storage I, LLC	Power Generation Capital Support		S	146	121,468
Desert Peak Energy Storage I, LLC	Reimbursement of Employee Expenses		S	146	2,604
Desert Sunlight 250, LLC	Allocate Telecommunication Costs to Affiliate		S	146	1,215

ANALYSIS OF DIVERSIFICATION ACTIVITY
Summary of Affiliated Transfers and Cost Allocations

FLORIDA POWER & LIGHT COMPANY
For the Year Ended December 31, 2023

Name of Affiliate (a)	Type of Service and/or Name of Product (b)	Relevant Contract or Agreement and Effective Date (c)	Charge for Year		
			"P" or "S" (d)	Account Number (e)	Dollar Amount (f)
Desert Sunlight 300, LLC	Power Generation Services		S	146	1,108
DG 1 Acquisition Co LLC	Allocation of Expenses from Affiliate		P	234	879
DG 1 Acquisition Co LLC	Allocation of Vendor Charges from Affiliate		P	184	20,792
DG 1 Acquisition Co., LLC	Accounting & Finance Services		S	146	36,827
DG 1 Acquisition Co., LLC	Allocation of Expenses to Affiliate		S	146	30,243
DG 1 Acquisition Co., LLC	Allocation of Software Costs to Affiliate		S	146	11,473
DG 1 Acquisition Co., LLC	Allocation of Vendor Charges to Affiliate		S	146	18,832
DG 1 Acquisition Co., LLC	General Counsel Services		S	146	44,458
DG 1 Acquisition Co., LLC	Marketing & Communication Services		S	146	3,645
DG 1 Acquisition Co., LLC	Payroll Overheads Associated with Services Provided to Affiliates		S	146	18,123
DG 1 Acquisition Co., LLC	Reimbursement of Employee Expenses		S	146	7,470
DG 1, LLC	Corporate Development Services		S	146	36,271
DG AMP Solar, LLC	Allocation of Software Costs to Affiliate		S	146	696
DG Concession Holdings, LLC	Allocation of Expenses to Affiliate		S	146	300
DG Empire Shine, LLC	Allocate Telecommunication Costs to Affiliate		S	146	913
DG Illinois Solar, LLC	Central Lab Services		S	146	618
DG Illinois Solar, LLC	Power Generation Services		S	146	661
DG LF Portfolio 2020, LLC	Reimbursement of Employee Expenses		S	146	1,040
DG New York CS, LLC	Allocate Telecommunication Costs to Affiliate		S	146	633
DG New York CS, LLC	Information Technology Services		S	146	725
DG New York Solar, LLC	Allocate Telecommunication Costs to Affiliate		S	146	378
DG NF West 1, LLC	Allocation of Software Costs to Affiliate		S	146	64,373
DG Project Construction Co., LLC	Allocate Telecommunication Costs to Affiliate		S	146	13,551
DG Project Construction Co., LLC	Allocation of Software Costs to Affiliate		S	146	1,526
DG Project Construction Co., LLC	Allocation of Vendor Charges to Affiliate		S	146	44,695
DG Project Construction Co., LLC	Engineering & Construction Services		S	146	15,542
DG Project Construction Co., LLC	General Counsel Services		S	146	1,639
DG Project Construction Co., LLC	Information Technology Services		S	146	14,329
DG Project Construction Co., LLC	Payroll Overheads Associated with Services Provided to Affiliates		S	146	9,978
DG Southwest Solar Portfolio 2019, LLC	Payroll Overheads Associated with Services Provided to Affiliates		S	146	5,024
DG Southwest Solar Portfolio 2019, LLC	Power Generation Services		S	146	7,559
DG Southwest Solar Portfolio 2019, LLC	Reimbursement of Employee Expenses		S	146	571
DG West 1, LLC	Allocate Telecommunication Costs to Affiliate		S	146	350
Diver Solar, LLC	Integrated Supply Chain Services		S	146	3,534
Diver Solar, LLC	Payroll Overheads Associated with Services Provided to Affiliates		S	146	2,351
Dodge County Wind, LLC	Engineering & Construction Services		S	146	14,399
Dodge County Wind, LLC	General Counsel Services		S	146	5,988
Dodge County Wind, LLC	Integrated Supply Chain Services		S	146	9,552
Dodge County Wind, LLC	Payroll Overheads Associated with Services Provided to Affiliates		S	146	10,255
Dodge County Wind, LLC	Reimbursement of Employee Expenses		S	146	715
Dodge Flat Solar, LLC	Allocate Telecommunication Costs to Affiliate		S	146	1,264

ANALYSIS OF DIVERSIFICATION ACTIVITY
Summary of Affiliated Transfers and Cost Allocations

FLORIDA POWER & LIGHT COMPANY
For the Year Ended December 31, 2023

Name of Affiliate (a)	Type of Service and/or Name of Product (b)	Relevant Contract or Agreement and Effective Date (c)	Charge for Year		
			"P" or "S" (d)	Account Number (e)	Dollar Amount (f)
Dodge Flat Solar, LLC	Engineering & Construction Services		S	146	10,225
Dodge Flat Solar, LLC	Human Resources Services		S	146	3,175
Dodge Flat Solar, LLC	Payroll Overheads Associated with Services Provided to Affiliates		S	146	11,951
Dodge Flat Solar, LLC	Power Generation Services		S	146	1,140
Dodge Flat Solar, LLC	Reimbursement of Employee Expenses		S	146	1,816
Dougherty County Solar LLC	Payroll Overheads Associated with Services Provided to Affiliates		S	146	2,898
Dougherty County Solar LLC	Power Generation Services		S	146	5,010
Duane Arnold Energy Center	Compensation, Deferred Comp, Incentives, Stock Awards, RSA Amortization, Pension & Other Employee Benefits Plans		P	920	13,846
Duane Arnold Energy Center	Nuclear Operations Services Received by FPL		P	517	69,262
Duane Arnold Energy Center	Nuclear Operations Services Received by FPL		S	524	4,635
Duane Arnold Energy Center	Purchase of Asset/Inventory		P	101, 107, 154	1,528
Duane Arnold Energy Center	Reimburse Affiliate for Project Costs		P	517	2,547
Duane Arnold Energy Center	Reimbursement of Employee Expenses		P	921	792
Duane Arnold Solar, LLC	Central Lab Services		S	146	858
Duane Arnold Solar, LLC	Payroll Overheads Associated with Services Provided to Affiliates		S	146	1,118
Dunns Bridge Energy Storage, LLC	Information Technology Capital Support		S	146	16,208
Dunns Bridge Energy Storage, LLC	Integrated Supply Chain Services		S	146	3,710
Dunns Bridge Energy Storage, LLC	Payroll Overheads Associated with Services Provided to Affiliates		S	146	2,466
Dunns Bridge Solar LLC	Allocate Telecommunication Costs to Affiliate		S	146	742
Dunns Bridge Solar LLC	Central Lab Services		S	146	2,430
Dunns Bridge Solar LLC	Engineering & Construction Services		S	146	21,148
Dunns Bridge Solar LLC	Environmental Services		S	146	6,794
Dunns Bridge Solar LLC	Information Technology Capital Support		S	146	2,818
Dunns Bridge Solar LLC	Integrated Supply Chain Services		S	146	12,032
Dunns Bridge Solar LLC	Payroll Overheads Associated with Services Provided to Affiliates		S	146	8,008
East Durham Wind, LP	Central Lab Services		S	146	406
East Hampton Energy Storage Center, LLC	Allocation of Vendor Charges to Affiliate		S	146	36,599
East Hampton Energy Storage Center, LLC	General Counsel Services		S	146	13,016
East Hampton Energy Storage Center, LLC	Information Technology Services		S	146	3,000
East Hampton Energy Storage Center, LLC	Payroll Overheads Associated with Services Provided to Affiliates		S	146	42,099
East Hampton Energy Storage Center, LLC	Power Generation Services		S	146	79,589
East Hampton Energy Storage Center, LLC	Reimbursement of Employee Expenses		S	146	30,382
East Point Energy Center, LLC	Allocation of Software Costs to Affiliate		S	146	1,427
East Point Energy Center, LLC	Allocation of Vendor Charges to Affiliate		S	146	740
East Point Energy Center, LLC	Engineering & Construction Services		S	146	17,121
East Point Energy Center, LLC	Environmental Services		S	146	4,521
East Point Energy Center, LLC	FPL Development Support		S	146	10,735
East Point Energy Center, LLC	General Counsel Services		S	146	3,937
East Point Energy Center, LLC	Information Technology Services		S	146	6,000
East Point Energy Center, LLC	Integrated Supply Chain Capital Support		S	146	4,464
East Point Energy Center, LLC	Payroll Overheads Associated with Services Provided to Affiliates		S	146	10,881
East Point Energy Center, LLC	Reimbursement of Employee Expenses		S	146	2,370

ANALYSIS OF DIVERSIFICATION ACTIVITY
Summary of Affiliated Transfers and Cost Allocations

FLORIDA POWER & LIGHT COMPANY
For the Year Ended December 31, 2023

Name of Affiliate (a)	Type of Service and/or Name of Product (b)	Relevant Contract or Agreement and Effective Date (c)	Charge for Year		
			"P" or "S" (d)	Account Number (e)	Dollar Amount (f)
East-West Tie Limited Partnership	Allocate Telecommunication Costs to Affiliate		S	146	525
East-West Tie Limited Partnership	Information Technology Capital Support		S	146	396
East-West Tie Limited Partnership	Payroll Overheads Associated with Services Provided to Affiliates		S	146	608
Eight Point Wind, LLC	Allocate Telecommunication Costs to Affiliate		S	146	1,427
Eight Point Wind, LLC	Allocation of Vendor Charges to Affiliate		S	146	831
Eight Point Wind, LLC	Central Lab Services		S	146	1,050
Eight Point Wind, LLC	Engineering & Construction Services		S	146	19,725
Eight Point Wind, LLC	Environmental Services		S	146	12,435
Eight Point Wind, LLC	General Counsel Services		S	146	2,660
Eight Point Wind, LLC	Information Technology Capital Support		S	146	62,769
Eight Point Wind, LLC	Payroll Overheads Associated with Services Provided to Affiliates		S	146	3,155
Eight Point Wind, LLC	Power Generation Services		S	146	5,522
Eight Point Wind, LLC	Reimbursement of Employee Expenses		S	146	8,967
Eight Point Wind, LLC	Sale of Asset/Inventory		S	146	17,363
Elk City Renewables II, LLC	Allocate Telecommunication Costs to Affiliate		S	146	841
Elk City Renewables II, LLC	Payroll Overheads Associated with Services Provided to Affiliates		S	146	733
Elk City Renewables II, LLC	Power Delivery Services		S	146	440
Elk City Renewables II, LLC	Power Generation Services		S	146	483
Elk City Wind, LLC	Allocate Telecommunication Costs to Affiliate		S	146	2,660
Elk City Wind, LLC	Payroll Overheads Associated with Services Provided to Affiliates		S	146	721
Elk City Wind, LLC	Power Delivery Services		S	146	445
Elora Solar, LLC	Engineering & Construction Services		S	146	9,806
Elora Solar, LLC	Payroll Overheads Associated with Services Provided to Affiliates		S	146	3,621
Emerald Breeze Holdings, LLC	Allocation of Expenses to Affiliate		S	146	2,781
Emmons-Logan Wind, LLC	Allocate Telecommunication Costs to Affiliate		S	146	409
Emmons-Logan Wind, LLC	Central Lab Services		S	146	2,445
Emmons-Logan Wind, LLC	Payroll Overheads Associated with Services Provided to Affiliates		S	146	1,567
Emmons-Logan Wind, LLC	Power Generation Services		S	146	2,912
Endeavor Wind I, LLC	Allocate Telecommunication Costs to Affiliate		S	146	327
Endeavor Wind I, LLC	Allocation of Software Costs to Affiliate		S	146	355
Endeavor Wind I, LLC	Central Lab Services		S	146	1,075
Endeavor Wind I, LLC	Payroll Overheads Associated with Services Provided to Affiliates		S	146	893
Endeavor Wind I, LLC	Power Generation Services		S	146	988
Endeavor Wind II, LLC	Central Lab Services		S	146	620
Endeavor Wind II, LLC	Payroll Overheads Associated with Services Provided to Affiliates		S	146	392
Endeavor Wind II, LLC	Power Generation Services		S	146	338
Ensign Wind Energy, LLC	Central Lab Services		S	146	2,623
Ensign Wind Energy, LLC	Payroll Overheads Associated with Services Provided to Affiliates		S	146	719
Ensign Wind Energy, LLC	Power Generation Services		S	146	361
Ensign Wind, LLC	Power Delivery Services		S	146	445
Ensign Wind, LLC	Reimbursement of Employee Expenses		S	146	636

ANALYSIS OF DIVERSIFICATION ACTIVITY
Summary of Affiliated Transfers and Cost Allocations

FLORIDA POWER & LIGHT COMPANY
For the Year Ended December 31, 2023

Name of Affiliate (a)	Type of Service and/or Name of Product (b)	Relevant Contract or Agreement and Effective Date (c)	Charge for Year		
			"P" or "S" (d)	Account Number (e)	Dollar Amount (f)
ESI Vansycle Partners, L.P.	Allocation of Software Costs to Affiliate		S	146	35,500
ESI Vansycle Partners, L.P.	Central Lab Services		S	146	2,435
ESI Vansycle Partners, L.P.	Information Technology Services		S	146	6,000
ESI Vansycle Partners, L.P.	Payroll Overheads Associated with Services Provided to Affiliates		S	146	746
ESI Vansycle Partners, L.P.	Power Delivery Services		S	146	440
ESI Vansycle Partners, L.P.	Power Generation Services		S	146	1,484
EverBright LLC	Allocation of Consulting Costs from Affiliate		P	232	3,759
EverBright LLC	Allocation of Vendor Rebate to Affiliate		P	232	399
EverBright, LLC	Accounting & Finance Services		S	146	43,487
EverBright, LLC	Allocation of Expenses to Affiliate		S	146	22,356
EverBright, LLC	Allocation of Software Costs to Affiliate		S	146	147,181
EverBright, LLC	Allocation of Vendor Charges to Affiliate		S	146	173,503
EverBright, LLC	Corporate Real Estate Services		S	146	490
EverBright, LLC	Executive Support		S	146	17,235
EverBright, LLC	General Counsel Services		S	146	673
EverBright, LLC	Information Technology Capital Support		S	146	280,116
EverBright, LLC	Information Technology Services		S	146	118,593
EverBright, LLC	Marketing & Communication Services		S	146	63,496
EverBright, LLC	Payroll Overheads Associated with Services Provided to Affiliates		S	146	30,944
Excelsior Energy Center, LLC	Integrated Supply Chain Capital Support		S	146	15,027
Excelsior Energy Center, LLC	Integrated Supply Chain Services		S	146	8,569
Farmington Solar, LLC	Allocate Telecommunication Costs to Affiliate		S	146	3,488
Farmington Solar, LLC	Payroll Overheads Associated with Services Provided to Affiliates		S	146	1,844
Farmington Solar, LLC	Power Generation Services		S	146	8,020
FBO Ashtabula III	Central Lab Services		S	146	467
FBO Ashtabula III	Payroll Overheads Associated with Services Provided to Affiliates		S	146	389
Fish Springs Ranch Solar	Allocation of Transportation Services		P	232	41,790
Fish Springs Ranch Solar, LLC	Allocate Telecommunication Costs to Affiliate		S	146	2,715
Fish Springs Ranch Solar, LLC	Engineering & Construction Services		S	146	3,960
Fish Springs Ranch Solar, LLC	Human Resources Services		S	146	2,541
Fish Springs Ranch Solar, LLC	Payroll Overheads Associated with Services Provided to Affiliates		S	146	5,684
Fish Springs Ranch Solar, LLC	Power Generation Services		S	146	537
Fish Springs Ranch Solar, LLC	Reimbursement of Employee Expenses		S	146	2,031
Florida City Gas	Accounting & Finance Services		S	146	369,151
Florida City Gas	Accounting & Finance Services Received by FPL		P	426.5	3,979
Florida City Gas	Accounting & Finance Services Received by FPL		P	920	5,789
Florida City Gas	Allocate Telecommunication Costs to Affiliate		S	146	92,211
Florida City Gas	Allocation of Benefit Costs to Affiliate		S	146	111,706
Florida City Gas	Allocation of Expenses from Affiliate		P	553	1,695

ANALYSIS OF DIVERSIFICATION ACTIVITY
Summary of Affiliated Transfers and Cost Allocations

FLORIDA POWER & LIGHT COMPANY
For the Year Ended December 31, 2023

Name of Affiliate (a)	Type of Service and/or Name of Product (b)	Relevant Contract or Agreement and Effective Date (c)	Charge for Year		
			"P" or "S" (d)	Account Number (e)	Dollar Amount (f)
Florida City Gas	Allocation of Expenses to Affiliate		S	146	8,052
Florida City Gas	Allocation of Insurance Cost for Premium		S	146	6,475
Florida City Gas	Allocation of Software Costs to Affiliate		S	146	191,230
Florida City Gas	Allocation of Transportation Services		P	232	367
Florida City Gas	Allocation of Vendor Charges to Affiliate		S	146	1,447,214
Florida City Gas	Allocation of Vendor Rebate to Affiliate		P	232	8,483
Florida City Gas	Corporate Real Estate Services		S	146	728,996
Florida City Gas	Corporate Service Charge to Affiliate		S	146	1,741,809
Florida City Gas	Credit Affiliate for Consulting Charges		P	232	49,879
Florida City Gas	Customer Service Capital Support Received by FPL		P	101, 107	2,219
Florida City Gas	Customer Service Support		S	146	120,358
Florida City Gas	Energy Marketing & Trading Services		S	146	30,368
Florida City Gas	Engineering & Construction Services		S	146	17,408
Florida City Gas	General Counsel Services		S	146	76,184
Florida City Gas	Human Resources Services Received by FPL		S	232	1,491
Florida City Gas	Human Resources Services Received by FPL		S	241	494
Florida City Gas	Information Technology Capital Support		S	146	1,515,998
Florida City Gas	Information Technology Capital Support Received by FPL		P	101, 107	3,190
Florida City Gas	Information Technology Services		S	146	643,356
Florida City Gas	Information Technology Services Received by FPL		P	580	359
Florida City Gas	Information Technology Services Received by FPL		P	Various	1,438
Florida City Gas	Integrated Supply Chain Capital Support		P	146	14,135
Florida City Gas	Integrated Supply Chain Services		S	146	166,161
Florida City Gas	Internal Audit Services		S	146	17,813
Florida City Gas	Loan Interest Payments from Affiliate		S	146	2,266,553
Florida City Gas	Marketing & Communication Services		S	146	111,114
Florida City Gas	Payroll Overheads Associated with Services Provided to Affiliates		S	146	238,085
Florida City Gas	Performance Incentive Transfer		S	146	216,883
Florida City Gas	Power Delivery Capital Support Received by FPL		P	101, 107	56,025
Florida City Gas	Power Delivery Services		S	146	367,483
Florida City Gas	Power Delivery Services Received by FPL		P	580	2,741
Florida City Gas	Power Delivery Services Received by FPL		P	588	6,753
Florida City Gas	Power Delivery Services Received by FPL		P	590	2,335
Florida City Gas	Power Generation Services		S	146	5,367
Florida City Gas	Project Development Services		S	146	57,693
Florida City Gas	Rate Case Support		S	146	39,016
Florida City Gas	Regulatory Affairs Services		S	146	23,771
Florida City Gas	Reimbursement of Employee Expenses		P	131	894
Florida City Gas	Reimbursement of Employee Expenses		P	921	3,234
Florida City Gas	Reimbursement of Employee Expenses		S	146	27,454

ANALYSIS OF DIVERSIFICATION ACTIVITY
Summary of Affiliated Transfers and Cost Allocations

FLORIDA POWER & LIGHT COMPANY
For the Year Ended December 31, 2023

Name of Affiliate (a)	Type of Service and/or Name of Product (b)	Relevant Contract or Agreement and Effective Date (c)	Charge for Year		
			"P" or "S" (d)	Account Number (e)	Dollar Amount (f)
Florida City Gas	Reimbursement of Employee Expenses		P	921	7,038
Florida City Gas	Retail Gas Purchases		P	921	38,924
Florida City Gas	Retail Gas Purchases		P	923	35,177
Florida City Gas	Sale of Asset/Inventory		S	146	17,493
Florida City Gas	Sale of Natural Gas		S	547	903,844
Florida City Gas	Sales Program Support		S	146	8,948
Florida City Gas	Space and Furniture Billing		S	454	46,711
Florida City Gas	Storm Support		P	186	14,645
Florida City Gas	Transfer of Other Earnings Dollars to Affiliate		P	232	2,537
Florida Renewable Partners, LLC	Allocation of Expenses from Affiliate		P	101, 107	2,608
Florida Renewable Partners, LLC	Allocation of Expenses to Affiliate		S	146	102,200
Florida Renewable Partners, LLC	Allocation of Software Costs to Affiliate		S	146	696
Florida Renewable Partners, LLC	Allocation of Vendor Charges to Affiliate		S	146	130,468
Florida Renewable Partners, LLC	Corporate Real Estate Services		S	146	46,250
Florida Renewable Partners, LLC	Credit Affiliate for Software Charges		P	232	9,102
Florida Renewable Partners, LLC	Engineering & Construction Services		S	146	9,887
Florida Renewable Partners, LLC	Environmental Services		S	146	36,890
Florida Renewable Partners, LLC	FPL Development Support		S	146	22,109
Florida Renewable Partners, LLC	General Counsel Services		S	146	44,384
Florida Renewable Partners, LLC	Marketing & Communication Services		S	146	38,786
Florida Renewable Partners, LLC	Payroll Overheads Associated with Services Provided to Affiliates		S	146	485,401
Florida Renewable Partners, LLC	Project Development Services		S	146	1,400,767
Florida Renewable Partners, LLC	Reimbursement of Employee Expenses		S	146	37,707
Florida Renewable Partners, LLC	Transfer of Solar Project Materials from Affiliate		P	101, 107	254,000
Florida Southeast Connection, LLC	Accounting & Finance Services		S	146	22,214
Florida Southeast Connection, LLC	Allocation of Expenses from Affiliate		P	921	2,674
Florida Southeast Connection, LLC	Allocation of Software Costs to Affiliate		S	146	9,568
Florida Southeast Connection, LLC	Allocation of Vendor Charges to Affiliate		S	146	4,300
Florida Southeast Connection, LLC	General Counsel Services		S	146	7,856
Florida Southeast Connection, LLC	Natural Gas Purchases from Affiliate		P	547	1,864
Florida Southeast Connection, LLC	Payroll Overheads Associated with Services Provided to Affiliates		S	146	7,066
Florida Southeast Connection, LLC	Power Generation Services		S	146	766
Florida Southeast Connection, LLC	Project Development Services		S	146	10,080
Florida Southeast Connection, LLC	Reimbursement of Employee Expenses		S	146	3,919
Florida Southeast Connection, LLC	Sale of Asset/Inventory		S	146	535
Forgeview Solar, LLC	Integrated Supply Chain Services		S	146	21,654
Forgeview Solar, LLC	Payroll Overheads Associated with Services Provided to Affiliates		S	146	14,404
FPL Energy Burleigh County Wind, LLC	Power Delivery Services		S	146	445
FPL Energy Cape, LLC	Information Technology Services		S	146	57,792
FPL Energy Cowboy Wind, LLC	Power Delivery Services		S	146	445
FPL Energy Green Power Wind, LLC	Power Delivery Services		S	146	440

ANALYSIS OF DIVERSIFICATION ACTIVITY
Summary of Affiliated Transfers and Cost Allocations

FLORIDA POWER & LIGHT COMPANY
For the Year Ended December 31, 2023

Name of Affiliate (a)	Type of Service and/or Name of Product (b)	Relevant Contract or Agreement and Effective Date (c)	Charge for Year		
			"P" or "S" (d)	Account Number (e)	Dollar Amount (f)
FPL Energy Hancock County Wind, LLC	Allocate Telecommunication Costs to Affiliate		S	146	374
FPL Energy Hancock County Wind, LLC	Power Delivery Services		S	146	445
FPL Energy Illinois Wind, LLC	Allocate Telecommunication Costs to Affiliate		S	146	748
FPL Energy Illinois Wind, LLC	Central Lab Services		S	146	1,888
FPL Energy Illinois Wind, LLC	General Counsel Services		S	146	997
FPL Energy Illinois Wind, LLC	Payroll Overheads Associated with Services Provided to Affiliates		S	146	3,656
FPL Energy Illinois Wind, LLC	Power Delivery Services		S	146	1,834
FPL Energy Illinois Wind, LLC	Power Generation Services		S	146	5,970
FPL Energy Montezuma Wind, LLC	Allocate Telecommunication Costs to Affiliate		S	146	1,916
FPL Energy Montezuma Wind, LLC	Power Delivery Services		S	146	440
FPL Energy Oklahoma Wind, LLC	Power Delivery Services		S	146	445
FPL Energy Oliver Wind I, LLC	Power Delivery Services		S	146	440
FPL Energy Oliver Wind II, LLC	Power Delivery Services		S	146	445
FPL Energy Services, Inc.	Accounting & Finance Services		S	146	18,914
FPL Energy Services, Inc.	Accounting & Finance Services Received by FPL		P	426.5	3,683
FPL Energy Services, Inc.	Allocate Telecommunication Costs to Affiliate		S	146	25,944
FPL Energy Services, Inc.	Allocation of Bank Services Fees to Affiliate		S	146	11,859
FPL Energy Services, Inc.	Allocation of Benefit Costs to Affiliate		S	146	282,164
FPL Energy Services, Inc.	Allocation of Consulting Costs from Affiliate		P	426.5	11,158
FPL Energy Services, Inc.	Allocation of Consulting Costs from Affiliate		P	101, 107	41,467
FPL Energy Services, Inc.	Allocation of Contractor Expenses from Affiliate		P	101, 107	890
FPL Energy Services, Inc.	Allocation of Expenses from Affiliate		P	580	9,953
FPL Energy Services, Inc.	Allocation of Expenses from Affiliate		P	921	519,513
FPL Energy Services, Inc.	Allocation of Expenses from Affiliate		P	Various	13,502
FPL Energy Services, Inc.	Allocation of Expenses to Affiliate		S	146	114,959
FPL Energy Services, Inc.	Allocation of Software Credit Costs to Affiliate		S	146	316,013
FPL Energy Services, Inc.	Allocation of Telecommunication Costs		P	921	816
FPL Energy Services, Inc.	Allocation of Travel Expenses		P	Various	3,120
FPL Energy Services, Inc.	Allocation of Vendor Charges to Affiliate		S	146	526,955
FPL Energy Services, Inc.	Allocation of Vendor Rebate to Affiliate		P	184	5,913
FPL Energy Services, Inc.	Allocation of Vendor Rebate to Affiliate		P	232	404
FPL Energy Services, Inc.	Call Center Services Received by FPL		P	903	4,542
FPL Energy Services, Inc.	Charge for Affiliate Share of Insurance Premium		S	146	152,100
FPL Energy Services, Inc.	Compensation, Deferred Comp, Incentives, Stock Awards, RSA Amortization, Pension & Other Employee Benefits Plans		S	146	203,015
FPL Energy Services, Inc.	Corporate Real Estate Services		S	146	28,406
FPL Energy Services, Inc.	Corporate Real Estate Services Received by FPL		P	923	2,049
FPL Energy Services, Inc.	Corporate Service Charge to Affiliate		S	146	3,944,549
FPL Energy Services, Inc.	Corporate Systems Usage Billing		S	146	36,535
FPL Energy Services, Inc.	Credit Affiliate for Consulting Charges		P	232	3,688

ANALYSIS OF DIVERSIFICATION ACTIVITY
Summary of Affiliated Transfers and Cost Allocations

FLORIDA POWER & LIGHT COMPANY
For the Year Ended December 31, 2023

Name of Affiliate (a)	Type of Service and/or Name of Product (b)	Relevant Contract or Agreement and Effective Date (c)	Charge for Year		
			"P" or "S" (d)	Account Number (e)	Dollar Amount (f)
FPL Energy Services, Inc.	Customer Care Center Charges		S	146	1,270,904
FPL Energy Services, Inc.	Customer Service Support		S	146	184,871
FPL Energy Services, Inc.	Customer Service Support Received by FPL		P	Various	3,065
FPL Energy Services, Inc.	Energy Marketing & Trading Services		S	146	204,076
FPL Energy Services, Inc.	General Counsel Services		S	146	1,481
FPL Energy Services, Inc.	Human Resources Services		S	146	191,027
FPL Energy Services, Inc.	Human Resources Services Received by FPL		S	232	8,855
FPL Energy Services, Inc.	Information Technology Capital Support		P	146	18,841
FPL Energy Services, Inc.	Information Technology Capital Support Received by FPL		P	101, 107	3,719
FPL Energy Services, Inc.	Information Technology Services		S	146	1,770,354
FPL Energy Services, Inc.	Integrated Supply Chain Services Received by FPL		P	920	7,080
FPL Energy Services, Inc.	Integrated Supply Chain Services Received by FPL		P	Various	16,621
FPL Energy Services, Inc.	Internal Audit Services		S	146	8,933
FPL Energy Services, Inc.	Lighting Program Support Received by FPL		P	242	81,090
FPL Energy Services, Inc.	Lighting Program Support Received by FPL		P	580	73,903
FPL Energy Services, Inc.	Lighting Program Support Received by FPL		P	590	114,567
FPL Energy Services, Inc.	Management Fee for Care Center Support		S	146	539,114
FPL Energy Services, Inc.	Marketing & Communication Services		S	146	612,424
FPL Energy Services, Inc.	Marketing & Communication Services Received by FPL		P	920	84,950
FPL Energy Services, Inc.	Marketing & Communication Services Received by FPL		P	921	56,466
FPL Energy Services, Inc.	Marketing & Communication Services Received by FPL		P	923	141,529
FPL Energy Services, Inc.	Natural Gas Purchases from Affiliate		P	923	2,558
FPL Energy Services, Inc.	Payroll Overheads Associated with Services Provided to Affiliates		S	146	358,402
FPL Energy Services, Inc.	Power Delivery Capital Support Received by FPL		P	101, 107	1,594
FPL Energy Services, Inc.	Project Development Services Received by FPL		P	426.5	2,251
FPL Energy Services, Inc.	Reclass Payroll Charges for Services Received		P	920	70,000
FPL Energy Services, Inc.	Reimburse Affiliate for Consulting Fees		P	590	68,468
FPL Energy Services, Inc.	Reimburse Affiliate for Consulting Fees		P	923	22,823
FPL Energy Services, Inc.	Reimbursement of Employee Expenses		P	131	542
FPL Energy Services, Inc.	Reimbursement of Employee Expenses		P	921	29,827
FPL Energy Services, Inc.	Reimbursement of Employee Expenses		S	146	13,486
FPL Energy Services, Inc.	Retail Gas Purchases		P	146	5,239
FPL Energy Services, Inc.	Sale of Asset/Inventory		S	146	8,205
FPL Energy Services, Inc.	Sale of Natural Gas		S	547	1,735,530
FPL Energy Services, Inc.	Sales Program Capital Support Received by FPL		P	101, 107	34,362
FPL Energy Services, Inc.	Sales Program Support		S	146	3,636,878
FPL Energy Services, Inc.	Sales Program Support Received by FPL		P	580	300,510
FPL Energy Services, Inc.	Sales Program Support Received by FPL		P	590	6,146
FPL Energy Services, Inc.	Sales Program Support Received by FPL		P	916	34,713
FPL Energy Services, Inc.	Sales Program Support Received by FPL		P	923	26,040
FPL Energy Services, Inc.	Space and Furniture Billing		S	454	824,883

ANALYSIS OF DIVERSIFICATION ACTIVITY
Summary of Affiliated Transfers and Cost Allocations

FLORIDA POWER & LIGHT COMPANY
For the Year Ended December 31, 2023

Name of Affiliate (a)	Type of Service and/or Name of Product (b)	Relevant Contract or Agreement and Effective Date (c)	Charge for Year		
			"P" or "S" (d)	Account Number (e)	Dollar Amount (f)
FPL Energy Services, Inc.	Store Room Rental Expense		S	146	1,965
FPL Energy Services, Inc.	Storm Support		P	186	69,179
FPL Energy Services, Inc.	Transfer of Incentive to Correct Affiliate		P	232	7,035
FPL Energy Services, Inc.	Transfer of Other Earnings Dollars to Affiliate		P	232	8,589
FPL Energy Solar Partners III-VII, LLC	General Counsel Services		S	146	1,579
FPL Energy Sooner Wind, LLC	Power Delivery Services		S	146	445
FPL Energy South Dakota Wind, LLC	Allocation of Expenses from Affiliate		P	553	5,757
FPL Energy South Dakota Wind, LLC	Central Lab Services		S	146	746
FPL Energy South Dakota Wind, LLC	Payroll Overheads Associated with Services Provided to Affiliates		S	146	439
FPL Energy South Dakota Wind, LLC	Power Delivery Services		S	146	890
FPL Energy South Dakota Wind, LLC	Power Generation Services		S	146	1,755
FPL Energy Stataline II, Inc.	Power Delivery Services		S	146	440
FPL Energy Vansycle, LLC	Allocate Telecommunication Costs to Affiliate		S	146	374
FPL Energy Vansycle, LLC	Allocation of Software Costs to Affiliate		S	146	915
FPL Energy Vansycle, LLC	Allocation of Vendor Charges to Affiliate		S	146	5,924
FPL Energy Vansycle, LLC	Central Lab Services		S	146	23,974
FPL Energy Vansycle, LLC	Information Technology Services		S	146	500
FPL Energy Vansycle, LLC	Payroll Overheads Associated with Services Provided to Affiliates		S	146	5,459
FPL Energy Vansycle, LLC	Power Delivery Services		S	146	576
FPL Energy Vansycle, LLC	Power Generation Services		S	146	30,061
FPL Energy Wyman IV LLC	Allocation of Consulting Costs from Affiliate		P	232	4,162
FPL Energy Wyman IV LLC	Allocation of Vendor Charges to Affiliate		S	146	94,922
FPL Energy Wyman IV LLC	Central Lab Services		S	146	476
FPL Energy Wyman IV LLC	Information Technology Services		S	146	18,000
FPL Energy Wyman IV LLC	Payroll Overheads Associated with Services Provided to Affiliates		S	146	138,921
FPL Energy Wyman IV LLC	Power Generation Capital Support		S	146	69,651
FPL Energy Wyman IV LLC	Power Generation Services		S	146	238,414
FPL Energy Wyman IV LLC	Reimbursement of Employee Expenses		S	146	116,033
FPL Energy Wyman LLC	Allocation of Software Costs to Affiliate		S	146	14,097
FPL Energy Wyman LLC	Central Lab Services		S	146	6,269
FPL Energy Wyman LLC	General Counsel Services		S	146	19,288
FPL Energy Wyman LLC	Human Resources Services		S	146	50,945
FPL Energy Wyman LLC	Information Technology Services		S	146	13,197
FPL Energy Wyman LLC	Payroll Overheads Associated with Services Provided to Affiliates		S	146	61,565
FPL Energy Wyman LLC	Power Generation Services		S	146	88,839
FPL Energy Wyman LLC	Reimbursement of Employee Expenses		S	146	8,963
FPL Group International, Inc.	Power Generation Services		S	146	10,841
FPL Project Management, LLC	Accounting & Finance Services Received by FPL		P	923	104,752
FPL Project Management, LLC	Allocation of Benefit Costs to Affiliate		P	Various	8,222
FPL Project Management, LLC	Allocation of Expenses from Affiliate		S	408.1	429
FPL Project Management, LLC	Compensation, Deferred Comp, Incentives, Stock Awards, RSA Amortization, Pension & Other Employee Benefits Plans		P	408.1	88,736

ANALYSIS OF DIVERSIFICATION ACTIVITY
Summary of Affiliated Transfers and Cost Allocations

FLORIDA POWER & LIGHT COMPANY
For the Year Ended December 31, 2023

Name of Affiliate (a)	Type of Service and/or Name of Product (b)	Relevant Contract or Agreement and Effective Date (c)	Charge for Year		
			"P" or "S" (d)	Account Number (e)	Dollar Amount (f)
FPL Project Management, LLC	Compensation, Deferred Comp, Incentives, Stock Awards, RSA Amortization, Pension & Other Employee Benefits Plans		P	923	35,142
FPL Project Management, LLC	Compensation, Deferred Comp, Incentives, Stock Awards, RSA Amortization, Pension & Other Employee Benefits Plans		P	926	31,016
FPL Project Management, LLC	Compensation, Deferred Comp, Incentives, Stock Awards, RSA Amortization, Pension & Other Employee Benefits Plans		P	Various	12,376
FPL Project Management, LLC	Customer Service Capital Support Received by FPL		P	101, 107	23,680
FPL Project Management, LLC	Customer Service Support Received by FPL		P	903	6,058
FPL Project Management, LLC	Engineering & Construction Services Received by FPL		P	549	3,683
FPL Project Management, LLC	Environmental Services Received by FPL		P	186	1,364
FPL Project Management, LLC	Environmental Services Received by FPL		P	529	76,650
FPL Project Management, LLC	Environmental Services Received by FPL		P	923	22,413
FPL Project Management, LLC	External Affairs Services Received by FPL		P	923	3,918
FPL Project Management, LLC	Federal Government Affairs Services Received by FPL		P	426.4	27,393
FPL Project Management, LLC	General Counsel Services Received by FPL		P	923	32,830
FPL Project Management, LLC	Information Technology Capital Support Received by FPL		P	101, 107	343,884
FPL Project Management, LLC	Information Technology Services Received by FPL		P	923	81,533
FPL Project Management, LLC	Marketing & Communication Services Received by FPL		P	426.5	1,605
FPL Project Management, LLC	Marketing & Communication Services Received by FPL		P	907	8,023
FPL Project Management, LLC	Marketing & Communication Services Received by FPL		P	908	1,605
FPL Project Management, LLC	Marketing & Communication Services Received by FPL		P	923	93,851
FPL Project Management, LLC	Nuclear Operations Capital Support Received by FPL		P	101, 107	2,940
FPL Project Management, LLC	Nuclear Operations Services Received by FPL		P	517	2,646
FPL Project Management, LLC	Nuclear Operations Services Received by FPL		P	531	14,408
FPL Project Management, LLC	Power Delivery Capital Support Received by FPL		P	101, 107	221,948
FPL Project Management, LLC	Power Generation Capital Support Received by FPL		P	101, 107	68,642
FPL Project Management, LLC	Power Generation Services Received by FPL		P	506	14,565
FPL Project Management, LLC	Power Generation Services Received by FPL		P	514	5,293
FPL Project Management, LLC	Power Generation Services Received by FPL		P	549	23,875
FPL Project Management, LLC	Power Generation Services Received by FPL		P	551	7,645
FPL Project Management, LLC	Power Generation Services Received by FPL		P	553	4,705
FPL Project Management, LLC	Power Generation Services Received by FPL		P	Various	18,248
FPL Project Management, LLC	Project Development Capital Support Received by FPL		P	101, 107	1,604
FPL Project Management, LLC	Project Development Services Received by FPL		P	183	6,880
FPL Project Management, LLC	Project Development Services Received by FPL		P	426.5	1,605
FPL Project Management, LLC	Project Development Services Received by FPL		P	920	4,813
FPL Project Management, LLC	Project Development Services Received by FPL		P	923	8,023
FPL Project Management, LLC	Reimbursement of Employee Expenses		P	921	65,516
FPL Project Management, LLC	Return of Cash from Affiliate		S	234	181,591
FPL Project Management, LLC	Solar Development Capital Support Received by FPL		P	101, 107	588
FPL Project Management, LLC	Storm Support		P	186	2,065
FPL Project Management, LLC	Transfer of Incentive to Correct Affiliate		P	920	2,778
FPL Project Management, LLC	Transfer of Other Earnings Dollars to Affiliate		P	232	50,054
FPL Readi-Power, LLC	Allocation of Bank Services Fees to Affiliate		S	146	3,536

ANALYSIS OF DIVERSIFICATION ACTIVITY
Summary of Affiliated Transfers and Cost Allocations

FLORIDA POWER & LIGHT COMPANY
For the Year Ended December 31, 2023

Name of Affiliate (a)	Type of Service and/or Name of Product (b)	Relevant Contract or Agreement and Effective Date (c)	Charge for Year		Dollar Amount (f)
			"P" or "S" (d)	Account Number (e)	
FPL Read-Power, LLC	Allocation of Vendor Charges to Affiliate		S	146	1,246
FPL Read-Power, LLC	Charge for Affiliate Share of Insurance Premium		S	146	1,125
FPL Read-Power, LLC	Corporate Systems Usage Billing		S	146	3,815
FPL Read-Power, LLC	Customer Care Center Charges		S	146	2,530
FPL Read-Power, LLC	Federal Taxes Due to Affiliate		P	234	33,726
FPL Read-Power, LLC	Sales Program Support		S	146	3,781
FPL Read-Power, LLC	State Taxes Due to Affiliate		P	146	9,799
FPL Services, LLC	Allocation of Vendor Charges to Affiliate		S	146	562
FPL Services, LLC	Funding of Cash Disbursements		S	146	1,568,684
FPL Services, LLC	Reimbursement of Employee Expenses		S	146	29,222
FPL Services, LLC	Sales Program Support		S	146	1,429,263
FPL Smart Services, LLC	Federal Taxes Due to Affiliate		P	234	5,058
FPL Smart Services, LLC	State Taxes Due to Affiliate		P	146	3,161
FRP Columbia County Solar, LLC	Allocation of Vendor Charges to Affiliate		S	146	4,625
FRP Columbia County Solar, LLC	General Counsel Services		S	146	1,991
FRP Columbia County Solar, LLC	Information Technology Services		S	146	10,163
FRP Columbia County Solar, LLC	Payroll Overheads Associated with Services Provided to Affiliates		S	146	7,791
FRP Columbia County Solar, LLC	Project Development Services		S	146	368
FRP Columbia County Solar, LLC	Reimbursement of Employee Expenses		S	146	17,962
FRP Gadsden County Solar, LLC	Information Technology Services		S	146	13,203
FRP Gadsden County Solar, LLC	Payroll Overheads Associated with Services Provided to Affiliates		S	146	8,779
FRP Gilchrist County Solar, LLC	Allocation of Vendor Charges to Affiliate		S	146	45,864
FRP Gilchrist County Solar, LLC	General Counsel Services		S	146	475
FRP Gilchrist County Solar, LLC	Payroll Overheads Associated with Services Provided to Affiliates		S	146	315
FRP Gilchrist County Solar, LLC	Project Development Services		S	146	1,196
FRP Tupelo Solar, LLC	General Counsel Services		S	146	1,025
FRP Tupelo Solar, LLC	Integrated Supply Chain Services		S	146	761
FRP Tupelo Solar, LLC	Payroll Overheads Associated with Services Provided to Affiliates		S	146	1,187
Garden Plain Solar, LLC	Allocation of Expenses to Affiliate		S	146	419
Garden Wind, LLC	Central Lab Services		S	146	1,882
Garden Wind, LLC	Payroll Overheads Associated with Services Provided to Affiliates		S	146	1,096
Garden Wind, LLC	Power Delivery Services		S	146	440
Garden Wind, LLC	Power Generation Services		S	146	2,740
Generation Repair and Service, LLC	Allocation of Consulting Costs from Affiliate		P	923	132,354
Generation Repair and Service, LLC	Allocation of Contractor Expenses from Affiliate		P	923	2,844
Generation Repair and Service, LLC	Tool Repair Services		P	588	20,190
Generation Repair and Service, LLC	Allocate Telecommunication Costs to Affiliate		S	146	32,905
Generation Repair and Service, LLC	Allocation of Expenses to Affiliate		S	146	1,024
Generation Repair and Service, LLC	Allocation of Vendor Charges to Affiliate		S	146	10,026
Generation Repair and Service, LLC	Payroll Overheads Associated with Services Provided to Affiliates		S	146	10,124

ANALYSIS OF DIVERSIFICATION ACTIVITY
Summary of Affiliated Transfers and Cost Allocations

FLORIDA POWER & LIGHT COMPANY
For the Year Ended December 31, 2023

Name of Affiliate (a)	Type of Service and/or Name of Product (b)	Relevant Contract or Agreement and Effective Date (c)	Charge for Year		
			"P" or "S" (d)	Account Number (e)	Dollar Amount (f)
Generation Repair and Service, LLC	Power Generation Services		S	146	13,899
Generation Repair and Service, LLC	Reimbursement of Employee Expenses		S	146	27,166
Genesis Solar, LLC	Accounting & Finance Services		S	146	1,684
Genesis Solar, LLC	Allocate Telecommunication Costs to Affiliate		S	146	12,277
Genesis Solar, LLC	Allocation of Software Costs to Affiliate		S	146	38,315
Genesis Solar, LLC	Allocation of Vendor Charges to Affiliate		S	146	15,054
Genesis Solar, LLC	Central Lab Services		S	146	24,702
Genesis Solar, LLC	Information Technology Capital Support		S	146	3,000
Genesis Solar, LLC	Information Technology Services		S	146	7,151
Genesis Solar, LLC	Payroll Overheads Associated with Services Provided to Affiliates		S	146	23,776
Genesis Solar, LLC	Power Delivery Services		S	146	1,191
Genesis Solar, LLC	Power Generation Services		S	146	158,277
Genesis Solar, LLC	Reimbursement of Employee Expenses		S	146	6,452
Genesis Solar, LLC	Sale of Asset/Inventory		S	146	18,496
Gexa Energy, LP	Accounting & Finance Services		S	146	46,870
Gexa Energy, LP	Allocate Telecommunication Costs to Affiliate		S	146	19,059
Gexa Energy, LP	Allocation of Bank Services Fees to Affiliate		S	146	121,328
Gexa Energy, LP	Allocation of Benefit Costs to Affiliate		S	146	42,247
Gexa Energy, LP	Allocation of Expenses to Affiliate		S	146	116,497
Gexa Energy, LP	Allocation of Software Credit Costs to Affiliate		S	146	115,371
Gexa Energy, LP	Allocation of Vendor Charges to Affiliate		S	146	88,738
Gexa Energy, LP	Allocation of Vendor Credit to Affiliate		S	146	1,011
Gexa Energy, LP	Allocation of Vendor Rebate to Affiliate		P	184	5,913
Gexa Energy, LP	Corporate Real Estate Services		S	146	59,152
Gexa Energy, LP	General Counsel Services		S	146	238,350
Gexa Energy, LP	Information Technology Capital Support		S	146	149,618
Gexa Energy, LP	Information Technology Services		S	146	314,090
Gexa Energy, LP	Marketing & Communication Services		S	146	592
Gexa Energy, LP	Payroll Overheads Associated with Services Provided to Affiliates		S	146	61,044
Gexa Energy, LP	Reimbursement of Employee Expenses		P	921	4,130
Gexa Energy, LP	Reimbursement of Employee Expenses		S	146	9,010
Gexa Energy, LP	Storm Support		P	186	9,968
Gexa Energy, LP	Transfer of Other Earnings Dollars to Affiliate		P	232	500
Ghost Pine Windfarm, LP	Allocation of Expenses from Affiliate		P	232	1,515
Ghost Pine Windfarm, LP	Allocation of Vendor Charges to Affiliate		S	146	1,515
Ghost Pine Windfarm, LP	Central Lab Services		S	146	1,368
Ghost Pine Windfarm, LP	Payroll Overheads Associated with Services Provided to Affiliates		S	146	364
Golden Hills North Wind, LLC	Central Lab Services		S	146	439
Golden Hills North Wind, LLC	Payroll Overheads Associated with Services Provided to Affiliates		S	146	4,258
Golden Hills North Wind, LLC	Power Delivery Services		S	146	445

ANALYSIS OF DIVERSIFICATION ACTIVITY
Summary of Affiliated Transfers and Cost Allocations

FLORIDA POWER & LIGHT COMPANY
For the Year Ended December 31, 2023

Name of Affiliate (a)	Type of Service and/or Name of Product (b)	Relevant Contract or Agreement and Effective Date (c)	Charge for Year		
			"P" or "S" (d)	Account Number (e)	Dollar Amount (f)
Golden Hills North Wind, LLC	Power Generation Services		S	146	5,892
Golden Hills Wind, LLC	Allocate Telecommunication Costs to Affiliate		S	146	3,202
Golden Hills Wind, LLC	Central Lab Services		S	146	1,280
Golden Hills Wind, LLC	Payroll Overheads Associated with Services Provided to Affiliates		S	146	765
Golden Hills Wind, LLC	Power Delivery Services		S	146	440
Golden West Power Partners, LLC	Allocate Telecommunication Costs to Affiliate		S	146	4,539
Golden West Power Partners, LLC	Central Lab Services		S	146	1,154
Golden West Power Partners, LLC	Payroll Overheads Associated with Services Provided to Affiliates		S	146	1,809
Golden West Power Partners, LLC	Power Delivery Services		S	146	440
Golden West Power Partners, LLC	Power Generation Services		S	146	4,070
Gopher Energy Storage, LLC	Payroll Overheads Associated with Services Provided to Affiliates		S	146	376
Goshen Wind LP	Allocation of Expenses from Affiliate		P	232	2,684
Goshen Wind, LP	Allocation of Vendor Charges to Affiliate		S	146	2,684
Goshen Wind, LP	Central Lab Services		S	146	1,587
Goshen Wind, LP	Payroll Overheads Associated with Services Provided to Affiliates		S	146	451
Granite Reliable Power, LLC	Central Lab Services		S	146	4,950
Granite Reliable Power, LLC	Payroll Overheads Associated with Services Provided to Affiliates		S	146	719
Granite Reliable Power, LLC	Power Generation Services		S	146	3,367
Grant County Solar, LLC	Central Lab Services		S	146	1,912
Grant County Solar, LLC	Payroll Overheads Associated with Services Provided to Affiliates		S	146	4,472
Gray County Wind Energy, LLC	Power Delivery Services		S	146	445
Gray County Wind Energy, LLC	Power Generation Capital Support		S	146	689
Gray County Wind, LLC	Central Lab Services		S	146	2,319
Gray County Wind, LLC	Payroll Overheads Associated with Services Provided to Affiliates		S	146	1,627
Gray County Wind, LLC	Power Generation Services		S	146	13,715
Grazing Yak Solar, LLC	Allocation of Expenses to Affiliate		S	146	60,000
Grazing Yak Solar, LLC	Payroll Overheads Associated with Services Provided to Affiliates		S	146	847
Great Prairie Wind II, LLC	Allocate Telecommunication Costs to Affiliate		S	146	1,658
Great Prairie Wind II, LLC	Engineering & Construction Services		S	146	31,796
Great Prairie Wind III, LLC	Engineering & Construction Services		S	146	31,796
Great Prairie Wind, LLC	Allocate Telecommunication Costs to Affiliate		S	146	3,524
Great Prairie Wind, LLC	Central Lab Services		S	146	12,090
Great Prairie Wind, LLC	Engineering & Construction Services		S	146	18,846
Great Prairie Wind, LLC	Environmental Services		S	146	907
Great Prairie Wind, LLC	Information Technology Capital Support		S	146	11,718
Great Prairie Wind, LLC	Payroll Overheads Associated with Services Provided to Affiliates		S	146	7,457
Great Prairie Wind, LLC	Power Generation Capital Support		S	146	5,888
Great Prairie Wind, LLC	Power Generation Services		S	146	10,445
Green Hydrogen Holdings LLC	Allocation of Consulting Costs from Affiliate		P	232	46,138
Green Hydrogen Holdings LLC	Allocation of Expenses to Affiliate		S	146	1,369

ANALYSIS OF DIVERSIFICATION ACTIVITY
Summary of Affiliated Transfers and Cost Allocations

FLORIDA POWER & LIGHT COMPANY
For the Year Ended December 31, 2023

Name of Affiliate (a)	Type of Service and/or Name of Product (b)	Relevant Contract or Agreement and Effective Date (c)	Charge for Year		
			"P" or "S" (d)	Account Number (e)	Dollar Amount (f)
Green Hydrogen Holdings LLC	Allocation of Software Costs to Affiliate		S	146	2,091
Green Hydrogen Holdings LLC	Allocation of Vendor Charges to Affiliate		S	146	126,402
Green Hydrogen Holdings LLC	Corporate Real Estate Services		S	146	870
Green Hydrogen Holdings LLC	Credit Affiliate for Software Charges		P	232	9,102
Green Hydrogen Holdings LLC	Donation Contribution		S	146	10,000
Green Hydrogen Holdings LLC	Engineering & Construction Services		S	146	173,854
Green Hydrogen Holdings LLC	External Affairs Support		S	146	8,402
Green Hydrogen Holdings LLC	General Counsel Services		S	146	62,091
Green Hydrogen Holdings LLC	Information Technology Services		S	146	3,000
Green Hydrogen Holdings LLC	Integrated Supply Chain Services		S	146	23,384
Green Hydrogen Holdings LLC	Marketing & Communication Services		S	146	7,232
Green Hydrogen Holdings LLC	Payroll Overheads Associated with Services Provided to Affiliates		S	146	25,755
Green Hydrogen Holdings LLC	Project Development Services		S	146	423,884
Green Hydrogen Holdings LLC	Reimbursement of Employee Expenses		S	146	13,847
Green River Solar, LLC	Allocation of Project Costs to Affiliate		S	146	18,314
Green River Solar, LLC	Integrated Supply Chain Services		S	146	10,943
Green River Solar, LLC	Payroll Overheads Associated with Services Provided to Affiliates		S	146	8,180
Green River Solar, LLC	Power Delivery Services		S	146	1,360
Greensboro Solar Center, LLC	Integrated Supply Chain Services		S	146	5,312
Greensboro Solar Center, LLC	Payroll Overheads Associated with Services Provided to Affiliates		S	146	3,534
GridLiance Heartland LLC	Accounting & Finance Services		S	146	15,704
GridLiance Heartland LLC	Corporate Service Charge to Affiliate		S	146	43,469
GridLiance Heartland LLC	Payroll Overheads Associated with Services Provided to Affiliates		S	146	6,084
GridLiance Heartland LLC	Power Delivery Capital Support		S	146	10,588
GridLiance Heartland LLC	Power Delivery Services		S	146	11,279
GridLiance High Plains LLC	Accounting & Finance Services		S	146	31,060
GridLiance High Plains LLC	Central Lab Services		S	146	720
GridLiance High Plains LLC	Corporate Service Charge to Affiliate		S	146	77,907
GridLiance High Plains LLC	Information Technology Capital Support		S	146	500
GridLiance High Plains LLC	Information Technology Services		S	146	7,744
GridLiance High Plains LLC	Payroll Overheads Associated with Services Provided to Affiliates		S	146	13,281
GridLiance High Plains LLC	Power Delivery Services		S	146	4,830
GridLiance Holdco LLC	Allocation of Expenses from Affiliate		P	524	340
GridLiance Holdco LLC	Credit Affiliate for Software Charges		P	232	27,306
GridLiance Holdco, LLC	Allocation of Expenses to Affiliate		S	146	622
GridLiance Holdco, LLC	Allocation of Software Costs to Affiliate		S	146	378
GridLiance Holdco, LLC	Allocation of Vendor Charges to Affiliate		S	146	28,640
GridLiance Holdco, LLC	General Counsel Services		S	146	1,060
GridLiance Holdco, LLC	Marketing & Communication Services		S	146	3,749
GridLiance Holdco, LLC	Payroll Overheads Associated with Services Provided to Affiliates		S	146	2,553

ANALYSIS OF DIVERSIFICATION ACTIVITY
Summary of Affiliated Transfers and Cost Allocations

FLORIDA POWER & LIGHT COMPANY
For the Year Ended December 31, 2023

Name of Affiliate (a)	Type of Service and/or Name of Product (b)	Relevant Contract or Agreement and Effective Date (c)	Charge for Year		
			"P" or "S" (d)	Account Number (e)	Dollar Amount (f)
GridLiance Holdco, LLC	Reimbursement of Employee Expenses		S	146	2,397
GridLiance Management LLC	Accounting & Finance Services Received by FPL		P	186	849
GridLiance Management, LLC	Accounting & Finance Services		S	146	47,450
GridLiance Management, LLC	Allocate Telecommunication Costs to Affiliate		S	146	3,733
GridLiance Management, LLC	Allocation of Benefit Costs to Affiliate		S	146	6,705
GridLiance Management, LLC	Allocation of Software Costs to Affiliate		S	146	1,915
GridLiance Management, LLC	Allocation of Vendor Charges to Affiliate		S	146	639
GridLiance Management, LLC	Corporate Real Estate Services		S	146	1,913
GridLiance Management, LLC	Corporate Service Charge to Affiliate		S	146	546,969
GridLiance Management, LLC	General Counsel Services		S	146	2,630
GridLiance Management, LLC	Information Technology Services		S	146	11,148
GridLiance Management, LLC	Payroll Overheads Associated with Services Provided to Affiliates		S	146	10,770
GridLiance West LLC	Accounting & Finance Services		S	146	22,167
GridLiance West LLC	Allocation of Software Costs to Affiliate		S	146	859
GridLiance West LLC	Allocation of Vendor Charges to Affiliate		S	146	26,570
GridLiance West LLC	Corporate Real Estate Services		S	146	1,797
GridLiance West LLC	Corporate Service Charge to Affiliate		S	146	182,885
GridLiance West LLC	Engineering & Construction Services		S	146	2,634
GridLiance West LLC	General Counsel Services		S	146	867
GridLiance West LLC	Payroll Overheads Associated with Services Provided to Affiliates		S	146	16,632
GridLiance West LLC	Reimbursement of Employee Expenses		S	146	6,472
Hancock County Wind, LLC	Central Lab Services		S	146	10,222
Hancock County Wind, LLC	Payroll Overheads Associated with Services Provided to Affiliates		S	146	768
Hancock County Wind, LLC	Power Generation Services		S	146	1,654
Harmony Florida Solar II, LLC	Information Technology Services		S	146	12,895
Harmony Florida Solar II, LLC	Payroll Overheads Associated with Services Provided to Affiliates		S	146	8,597
Harmony Florida Solar, LLC	Allocation of Vendor Charges to Affiliate		S	146	604
Harmony Florida Solar, LLC	FPL Development Support		S	146	4,130
Harmony Florida Solar, LLC	Payroll Overheads Associated with Services Provided to Affiliates		S	146	5,644
Harmony Florida Solar, LLC	Power Generation Services		S	146	46,696
Harmony Florida Solar, LLC	Reimbursement of Employee Expenses		S	146	5,183
Harmony Florida Solar, LLC	Sale of Asset/Inventory		S	146	3,651
Hatch Solar Energy Center I LLC	Power Generation Capital Support		S	146	20,905
Hatch Solar Energy Center I LLC	Power Generation Services		S	146	591
Hawkeye Power Partners, LLC	Power Delivery Services		S	146	445
Heartland Divide Wind II, LLC	Central Lab Services		S	146	1,183
Heartland Divide Wind II, LLC	Payroll Overheads Associated with Services Provided to Affiliates		S	146	1,454
Heartland Divide Wind II, LLC	Power Generation Capital Support		S	146	31,796
Heartland Divide Wind II, LLC	Power Generation Services		S	146	4,236
Heartland Divide Wind Project, LLC	Central Lab Services		S	146	714

ANALYSIS OF DIVERSIFICATION ACTIVITY
Summary of Affiliated Transfers and Cost Allocations

FLORIDA POWER & LIGHT COMPANY
For the Year Ended December 31, 2023

Name of Affiliate (a)	Type of Service and/or Name of Product (b)	Relevant Contract or Agreement and Effective Date (c)	Charge for Year		
			"P" or "S" (d)	Account Number (e)	Dollar Amount (f)
GridLiance Holdco, LLC	Reimbursement of Employee Expenses		S	146	2,397
GridLiance Management LLC	Accounting & Finance Services Received by FPL		P	186	849
GridLiance Management, LLC	Accounting & Finance Services		S	146	47,450
GridLiance Management, LLC	Allocate Telecommunication Costs to Affiliate		S	146	3,733
GridLiance Management, LLC	Allocation of Benefit Costs to Affiliate		S	146	6,705
GridLiance Management, LLC	Allocation of Software Costs to Affiliate		S	146	1,915
GridLiance Management, LLC	Allocation of Vendor Charges to Affiliate		S	146	639
GridLiance Management, LLC	Corporate Real Estate Services		S	146	1,913
GridLiance Management, LLC	Corporate Service Charge to Affiliate		S	146	546,969
GridLiance Management, LLC	General Counsel Services		S	146	2,630
GridLiance Management, LLC	Information Technology Services		S	146	11,148
GridLiance Management, LLC	Payroll Overheads Associated with Services Provided to Affiliates		S	146	10,770
GridLiance West LLC	Accounting & Finance Services		S	146	22,167
GridLiance West LLC	Allocation of Software Costs to Affiliate		S	146	859
GridLiance West LLC	Allocation of Vendor Charges to Affiliate		S	146	26,570
GridLiance West LLC	Corporate Real Estate Services		S	146	1,797
GridLiance West LLC	Corporate Service Charge to Affiliate		S	146	182,885
GridLiance West LLC	Engineering & Construction Services		S	146	2,634
GridLiance West LLC	General Counsel Services		S	146	867
GridLiance West LLC	Payroll Overheads Associated with Services Provided to Affiliates		S	146	16,632
GridLiance West LLC	Reimbursement of Employee Expenses		S	146	6,472
Hancock County Wind, LLC	Central Lab Services		S	146	10,222
Hancock County Wind, LLC	Payroll Overheads Associated with Services Provided to Affiliates		S	146	768
Hancock County Wind, LLC	Power Generation Services		S	146	1,654
Harmony Florida Solar II, LLC	Information Technology Services		S	146	12,895
Harmony Florida Solar II, LLC	Payroll Overheads Associated with Services Provided to Affiliates		S	146	8,597
Harmony Florida Solar, LLC	Allocation of Vendor Charges to Affiliate		S	146	604
Harmony Florida Solar, LLC	FPL Development Support		S	146	4,130
Harmony Florida Solar, LLC	Payroll Overheads Associated with Services Provided to Affiliates		S	146	5,644
Harmony Florida Solar, LLC	Power Generation Services		S	146	46,696
Harmony Florida Solar, LLC	Reimbursement of Employee Expenses		S	146	5,183
Harmony Florida Solar, LLC	Sale of Asset/Inventory		S	146	3,651
Hatch Solar Energy Center I LLC	Power Generation Capital Support		S	146	20,905
Hatch Solar Energy Center I LLC	Power Generation Services		S	146	591
Hawkeye Power Partners, LLC	Power Delivery Services		S	146	445
Heartland Divide Wind II, LLC	Central Lab Services		S	146	1,183
Heartland Divide Wind II, LLC	Payroll Overheads Associated with Services Provided to Affiliates		S	146	1,454
Heartland Divide Wind II, LLC	Power Generation Capital Support		S	146	31,796
Heartland Divide Wind II, LLC	Power Generation Services		S	146	4,236
Heartland Divide Wind Project, LLC	Central Lab Services		S	146	714

ANALYSIS OF DIVERSIFICATION ACTIVITY
Summary of Affiliated Transfers and Cost Allocations

FLORIDA POWER & LIGHT COMPANY
For the Year Ended December 31, 2023

Name of Affiliate (a)	Type of Service and/or Name of Product (b)	Relevant Contract or Agreement and Effective Date (c)	Charge for Year		
			"P" or "S" (d)	Account Number (e)	Dollar Amount (f)
Heartland Divide Wind Project, LLC	Payroll Overheads Associated with Services Provided to Affiliates		S	146	757
Heartland Divide Wind Project, LLC	Power Generation Services		S	146	1,436
High Banks Wind, LLC	Allocate Telecommunication Costs to Affiliate		S	146	3,570
High Banks Wind, LLC	Allocation of Expenses to Affiliate		S	146	609
High Banks Wind, LLC	Allocation of Software Costs to Affiliate		S	146	24,375
High Banks Wind, LLC	Allocation of Vendor Charges to Affiliate		S	146	51,789
High Banks Wind, LLC	Central Lab Services		S	146	10,598
High Banks Wind, LLC	Engineering & Construction Services		S	146	14,728
High Banks Wind, LLC	Information Technology Capital Support		S	146	65,779
High Banks Wind, LLC	Information Technology Services		S	146	700
High Banks Wind, LLC	Integrated Supply Chain Services		S	146	18,132
High Banks Wind, LLC	Payroll Overheads Associated with Services Provided to Affiliates		S	146	31,793
High Banks Wind, LLC	Power Generation Capital Support		S	146	3,402
High Banks Wind, LLC	Reimbursement of Employee Expenses		S	146	4,353
High Lonesome Mesa Wind, LLC	Allocate Telecommunication Costs to Affiliate		S	146	1,377
High Lonesome Mesa Wind, LLC	Payroll Overheads Associated with Services Provided to Affiliates		S	146	858
High Lonesome Mesa Wind, LLC	Power Generation Services		S	146	878
High Lonesome Mesa, LLC	Power Generation Services		S	146	1,933
High Majestic Wind Energy Center, LLC	Power Delivery Services		S	146	440
High Majestic Wind I, LLC	Allocate Telecommunication Costs to Affiliate		S	146	2,383
High Majestic Wind I, LLC	Central Lab Services		S	146	476
High Majestic Wind I, LLC	Payroll Overheads Associated with Services Provided to Affiliates		S	146	791
High Majestic Wind II, LLC	General Counsel Services		S	146	2,476
High Majestic Wind II, LLC	Payroll Overheads Associated with Services Provided to Affiliates		S	146	630
High Majestic Wind II, LLC	Power Delivery Services		S	146	440
High River Energy Center, LLC	Allocate Telecommunication Costs to Affiliate		S	146	525
High River Energy Center, LLC	Engineering & Construction Services		S	146	14,696
High River Energy Center, LLC	FPL Development Support		S	146	10,875
High River Energy Center, LLC	Information Technology Capital Support		S	146	15,729
High River Energy Center, LLC	Integrated Supply Chain Services		S	146	583
High River Energy Center, LLC	Payroll Overheads Associated with Services Provided to Affiliates		S	146	9,635
High River Energy Center, LLC	Reimbursement of Employee Expenses		S	146	2,370
High Winds, LLC	Allocate Telecommunication Costs to Affiliate		S	146	7,165
High Winds, LLC	Allocation of Vendor Charges to Affiliate		S	146	3,168
High Winds, LLC	Payroll Overheads Associated with Services Provided to Affiliates		S	146	1,445
High Winds, LLC	Power Delivery Services		S	146	440
High Winds, LLC	Power Generation Capital Support		S	146	981
Horizon West Transmission, LLC	Accounting & Finance Services		S	146	49,333
Horizon West Transmission, LLC	Allocate Telecommunication Costs to Affiliate		S	146	440
Horizon West Transmission, LLC	Allocation of Expenses to Affiliate		S	146	2,504

ANALYSIS OF DIVERSIFICATION ACTIVITY
Summary of Affiliated Transfers and Cost Allocations

FLORIDA POWER & LIGHT COMPANY
For the Year Ended December 31, 2023

Name of Affiliate (a)	Type of Service and/or Name of Product (b)	Relevant Contract or Agreement and Effective Date (c)	Charge for Year		
			"P" or "S" (d)	Account Number (e)	Dollar Amount (f)
Horizon West Transmission, LLC	Allocation of Vendor Charges to Affiliate		S	146	2,570
Horizon West Transmission, LLC	Central Lab Services		S	146	476
Horizon West Transmission, LLC	Corporate Service Charge to Affiliate		S	146	81,102
Horizon West Transmission, LLC	Credit for Affiliate Share of Insurance Premium		S	146	622
Horizon West Transmission, LLC	General Counsel Services		S	146	4,773
Horizon West Transmission, LLC	Information Technology Services		S	146	440
Horizon West Transmission, LLC	Payroll Overheads Associated with Services Provided to Affiliates		S	146	18,113
Horizon West Transmission, LLC	Power Delivery Capital Support		S	146	7,589
Horizon West Transmission, LLC	Power Delivery Services		S	146	12,901
Horizon West Transmission, LLC	Reimbursement of Employee Expenses		S	146	3,286
Horse Hollow Wind I, LLC	Allocate Telecommunication Costs to Affiliate		S	146	4,661
Horse Hollow Wind I, LLC	Payroll Overheads Associated with Services Provided to Affiliates		S	146	2,464
Horse Hollow Wind I, LLC	Power Delivery Services		S	146	445
Horse Hollow Wind II, LLC	Allocate Telecommunication Costs to Affiliate		S	146	2,157
Horse Hollow Wind II, LLC	Central Lab Services		S	146	598
Horse Hollow Wind II, LLC	Information Technology Services		S	146	3,000
Horse Hollow Wind II, LLC	Payroll Overheads Associated with Services Provided to Affiliates		S	146	1,445
Horse Hollow Wind II, LLC	Power Delivery Services		S	146	445
Horse Hollow Wind II, LLC	Power Generation Services		S	146	1,678
Horse Hollow Wind III, LLC	Allocate Telecommunication Costs to Affiliate		S	146	1,198
Horse Hollow Wind III, LLC	Payroll Overheads Associated with Services Provided to Affiliates		S	146	1,894
Horse Hollow Wind III, LLC	Power Delivery Services		S	146	445
Horse Hollow Wind III, LLC	Sale of Asset/Inventory		S	146	26,490
Horse Hollow Wind IV, LLC	Allocation of Software Costs to Affiliate		S	146	13,672
Horse Hollow Wind IV, LLC	Payroll Overheads Associated with Services Provided to Affiliates		S	146	910
Horse Hollow Wind IV, LLC	Power Delivery Services		S	146	445
Horse Hollow Wind IV, LLC	Power Generation Services		S	146	456
Hubbard Wind, LLC	Allocate Telecommunication Costs to Affiliate		S	146	4,518
Hubbard Wind, LLC	Central Lab Services		S	146	2,865
Hubbard Wind, LLC	Payroll Overheads Associated with Services Provided to Affiliates		S	146	2,379
Hubbard Wind, LLC	Power Generation Capital Support		S	146	2,923
Hubbard Wind, LLC	Power Generation Services		S	146	1,275
Hubbard Wind, LLC	Reimbursement of Employee Expenses		S	146	651
Indian Mesa Wind, LLC	Allocate Telecommunication Costs to Affiliate		S	146	766
Indian Mesa Wind, LLC	Information Technology Services		S	146	6,000
Indian Mesa Wind, LLC	Payroll Overheads Associated with Services Provided to Affiliates		S	146	1,352
Indian Mesa Wind, LLC	Power Delivery Services		S	146	440
Indian Mesa Wind, LLC	Power Generation Services		S	146	676
Indiantown Cogeneration, L.P.	Allocation of Vendor Charges to Affiliate		S	146	738
Indiantown Cogeneration, L.P.	Investment in Subsidiary		P	123	300,000

ANALYSIS OF DIVERSIFICATION ACTIVITY
Summary of Affiliated Transfers and Cost Allocations

FLORIDA POWER & LIGHT COMPANY
For the Year Ended December 31, 2023

Name of Affiliate (a)	Type of Service and/or Name of Product (b)	Relevant Contract or Agreement and Effective Date (c)	Charge for Year		
			"P" or "S" (d)	Account Number (e)	Dollar Amount (f)
Indiantown Cogeneration, L.P.	Loan to Affiliate		S	146	300,000
Indiantown Cogeneration, L.P.	Plant Dismantlement Support		S	146	279,183
Inertia Energy Storage, LLC	Allocation of Software Costs to Affiliate		S	146	35,170
Inertia Energy Storage, LLC	Engineering & Construction Services		S	146	6,958
Inertia Energy Storage, LLC	Integrated Supply Chain Services		S	146	2,987
Inertia Energy Storage, LLC	Payroll Overheads Associated with Services Provided to Affiliates		S	146	7,737
Inertia Energy Storage, LLC	Reimbursement of Employee Expenses		S	146	1,340
Inertia Solar Project, LLC	Integrated Supply Chain Services		S	146	5,312
Inertia Solar Project, LLC	Payroll Overheads Associated with Services Provided to Affiliates		S	146	3,534
Inertia Wind Project, LLC	Allocate Telecommunication Costs to Affiliate		S	146	4,364
Inertia Wind Project, LLC	Central Lab Services		S	146	1,191
Inertia Wind Project, LLC	Information Technology Capital Support		S	146	472
Inertia Wind Project, LLC	Integrated Supply Chain Services		S	146	3,003
Inertia Wind Project, LLC	Payroll Overheads Associated with Services Provided to Affiliates		S	146	4,186
Inertia Wind Project, LLC	Power Generation Services		S	146	763
Inventus Holdings, LLC	General Counsel Services		S	146	972
Irish Creek Wind, LLC	Allocate Telecommunication Costs to Affiliate		S	146	1,031
Irish Creek Wind, LLC	Central Lab Services		S	146	4,563
Irish Creek Wind, LLC	Payroll Overheads Associated with Services Provided to Affiliates		S	146	2,185
Irish Creek Wind, LLC	Power Generation Services		S	146	859
Jamaica Bay Peaking Facility, LLC	Allocation of Expenses to Affiliate		S	146	595
Javelina Wind Energy II, LLC	Central Lab Services		S	146	1,469
Javelina Wind Energy II, LLC	Payroll Overheads Associated with Services Provided to Affiliates		S	146	1,454
Javelina Wind Energy II, LLC	Power Delivery Services		S	146	440
Javelina Wind Energy II, LLC	Power Generation Services		S	146	662
Javelina Wind Energy, LLC	Allocate Telecommunication Costs to Affiliate		S	146	455
Javelina Wind Energy, LLC	Allocation of Vendor Charges to Affiliate		S	146	2,138
Javelina Wind Energy, LLC	Central Lab Services		S	146	2,725
Javelina Wind Energy, LLC	Payroll Overheads Associated with Services Provided to Affiliates		S	146	2,185
Javelina Wind Energy, LLC	Power Delivery Services		S	146	440
Javelina Wind Energy, LLC	Power Generation Capital Support		S	146	800
Jordan Creek Wind Farm LLC	Allocate Telecommunication Costs to Affiliate		S	146	3,509
Jordan Creek Wind Farm LLC	Central Lab Services		S	146	4,790
Jordan Creek Wind Farm LLC	Payroll Overheads Associated with Services Provided to Affiliates		S	146	5,838
Jordan Creek Wind Farm LLC	Power Generation Services		S	146	6,905
Kaufman Solar, LLC	Integrated Supply Chain Services		S	146	3,318
Kaufman Solar, LLC	Payroll Overheads Associated with Services Provided to Affiliates		S	146	2,207
Kerwood Wind, LP	Central Lab Services		S	146	1,448
King Mountain Upton Wind, LLC	Allocation of Software Costs to Affiliate		S	146	13,672
King Mountain Upton Wind, LLC	Central Lab Services		S	146	952

ANALYSIS OF DIVERSIFICATION ACTIVITY
Summary of Affiliated Transfers and Cost Allocations

FLORIDA POWER & LIGHT COMPANY
For the Year Ended December 31, 2023

Name of Affiliate (a)	Type of Service and/or Name of Product (b)	Relevant Contract or Agreement and Effective Date (c)	Charge for Year		
			"P" or "S" (d)	Account Number (e)	Dollar Amount (f)
King Mountain Upton Wind, LLC	Information Technology Services		S	146	3,292
King Mountain Upton Wind, LLC	Payroll Overheads Associated with Services Provided to Affiliates		S	146	2,335
King Mountain Upton Wind, LLC	Power Delivery Services		S	146	440
King Mountain Upton Wind, LLC	Reimbursement of Employee Expenses		S	146	558
Kingman Wind Energy I, LLC	Central Lab Services		S	146	2,030
Kingman Wind Energy I, LLC	Payroll Overheads Associated with Services Provided to Affiliates		S	146	2,518
Kingman Wind Energy I, LLC	Power Delivery Services		S	146	445
Kingman Wind Energy I, LLC	Power Generation Services		S	146	2,991
Kingman Wind Energy II, LLC	Payroll Overheads Associated with Services Provided to Affiliates		S	146	772
Kingman Wind Energy II, LLC	Power Delivery Services		S	146	445
Kola Energy Storage, LLC	Allocation of Expenses to Affiliate		S	146	336
KPB Financial Corporation	State Taxes Due from Affiliate		S	236	27,164
KPB Financial Corporation	State Taxes Due to Affiliate		P	236	129,353
La Casa Wind, LLC	Allocation of Expenses to Affiliate		S	146	11,648
La Casa Wind, LLC	Integrated Supply Chain Services		S	146	2,921
La Casa Wind, LLC	Payroll Overheads Associated with Services Provided to Affiliates		S	146	1,944
Lacy Creek Wind, LLC	Allocate Telecommunication Costs to Affiliate		S	146	2,954
Lacy Creek Wind, LLC	Central Lab Services		S	146	3,412
Lacy Creek Wind, LLC	Payroll Overheads Associated with Services Provided to Affiliates		S	146	2,188
Langdon Renewables, LLC	Allocate Telecommunication Costs to Affiliate		S	146	5,968
Langdon Renewables, LLC	Central Lab Services		S	146	2,304
Langdon Renewables, LLC	Payroll Overheads Associated with Services Provided to Affiliates		S	146	1,219
Langdon Renewables, LLC	Power Generation Services		S	146	2,951
LES Project Holdings LLC	Allocation of Vendor Charges to Affiliate		S	146	375
LES Project Holdings LLC	Reimbursement of Employee Expenses		S	146	2,241
LI Solar Generation, LLC	Allocate Telecommunication Costs to Affiliate		S	146	748
Limon Wind II, LLC	Central Lab Services		S	146	1,327
Limon Wind II, LLC	Payroll Overheads Associated with Services Provided to Affiliates		S	146	1,709
Limon Wind II, LLC	Power Delivery Services		S	146	440
Limon Wind II, LLC	Power Generation Services		S	146	2,707
Limon Wind III, LLC	Central Lab Services		S	146	1,225
Limon Wind III, LLC	Payroll Overheads Associated with Services Provided to Affiliates		S	146	1,709
Limon Wind III, LLC	Power Delivery Services		S	146	440
Limon Wind III, LLC	Power Generation Services		S	146	2,547
Limon Wind, LLC	Allocate Telecommunication Costs to Affiliate		S	146	1,010
Limon Wind, LLC	Central Lab Services		S	146	1,229
Limon Wind, LLC	Payroll Overheads Associated with Services Provided to Affiliates		S	146	2,857
Limon Wind, LLC	Power Delivery Services		S	146	440
Limon Wind, LLC	Power Generation Services		S	146	2,284
Little Blue Wind Project, LLC	Allocate Telecommunication Costs to Affiliate		S	146	746

ANALYSIS OF DIVERSIFICATION ACTIVITY
Summary of Affiliated Transfers and Cost Allocations

FLORIDA POWER & LIGHT COMPANY
For the Year Ended December 31, 2023

Name of Affiliate (a)	Type of Service and/or Name of Product (b)	Relevant Contract or Agreement and Effective Date (c)	Charge for Year		
			"P" or "S" (d)	Account Number (e)	Dollar Amount (f)
Little Blue Wind Project, LLC	Central Lab Services		S	146	2,765
Little Blue Wind Project, LLC	Payroll Overheads Associated with Services Provided to Affiliates		S	146	1,809
Little Blue Wind Project, LLC	Power Generation Services		S	146	5,228
Live Oak Solar, LLC	Payroll Overheads Associated with Services Provided to Affiliates		S	146	1,244
Logan Wind Energy LLC	Central Lab Services		S	146	1,000
Logan Wind Energy LLC	Payroll Overheads Associated with Services Provided to Affiliates		S	146	1,434
Logan Wind Energy LLC	Power Delivery Services		S	146	440
Logan Wind Energy LLC	Power Generation Services		S	146	1,000
Lone Star Transmission LLC	Allocation of Expenses from Affiliate		P	232	122,550
Lone Star Transmission LLC	Allocation of Expenses from Affiliate		P	569.1	13,281
Lone Star Transmission LLC	Allocation of Vendor Rebate to Affiliate		P	232	334
Lone Star Transmission LLC	Storm Support		P	186	5,814
Lone Star Transmission, LLC	Accounting & Finance Services		S	146	44,987
Lone Star Transmission, LLC	Allocate Telecommunication Costs to Affiliate		S	146	7,587
Lone Star Transmission, LLC	Allocation of Benefit Costs to Affiliate		S	146	20,229
Lone Star Transmission, LLC	Allocation of Expenses to Affiliate		S	146	188,654
Lone Star Transmission, LLC	Allocation of Software Costs to Affiliate		S	146	789
Lone Star Transmission, LLC	Allocation of Vendor Charges to Affiliate		S	146	483,574
Lone Star Transmission, LLC	Central Lab Services		S	146	1,735
Lone Star Transmission, LLC	Charge for Affiliate Share of Insurance Premium		S	146	2,004
Lone Star Transmission, LLC	Corporate Real Estate Services		S	146	595,089
Lone Star Transmission, LLC	Corporate Security Capital Support		S	146	371
Lone Star Transmission, LLC	Corporate Service Charge to Affiliate		S	146	1,161,953
Lone Star Transmission, LLC	Engineering & Construction Services		S	146	81,850
Lone Star Transmission, LLC	General Counsel Services		S	146	81,156
Lone Star Transmission, LLC	Human Resources Services		S	146	10,731
Lone Star Transmission, LLC	Information Technology Capital Support		S	146	21,153
Lone Star Transmission, LLC	Information Technology Services		S	146	206,381
Lone Star Transmission, LLC	Payroll Overheads Associated with Services Provided to Affiliates		S	146	140,319
Lone Star Transmission, LLC	Power Delivery Capital Support		S	146	279,729
Lone Star Transmission, LLC	Power Delivery Services		S	146	723,772
Lone Star Transmission, LLC	Reimbursement of Employee Expenses		S	146	17,781
Lone Star Transmission, LLC	Space and Furniture Billing		S	454	48,025
Lorenzo Wind, LLC	Allocation of Software Costs to Affiliate		S	146	691
Lorenzo Wind, LLC	Central Lab Services		S	146	714
Lorenzo Wind, LLC	Payroll Overheads Associated with Services Provided to Affiliates		S	146	668
Luz Solar Partners Ltd., III, a California Ltd Partnership	Allocate Telecommunication Costs to Affiliate		S	146	777
Mammoth Plains Wind Project, LLC	Allocate Telecommunication Costs to Affiliate		S	146	374
Mammoth Plains Wind Project, LLC	Central Lab Services		S	146	1,222
Mammoth Plains Wind Project, LLC	Payroll Overheads Associated with Services Provided to Affiliates		S	146	1,784

ANALYSIS OF DIVERSIFICATION ACTIVITY
Summary of Affiliated Transfers and Cost Allocations

FLORIDA POWER & LIGHT COMPANY
For the Year Ended December 31, 2023

Name of Affiliate (a)	Type of Service and/or Name of Product (b)	Relevant Contract or Agreement and Effective Date (c)	Charge for Year		Dollar Amount (f)
			"P" or "S" (d)	Account Number (e)	
Mammoth Plains Wind Project, LLC	Power Delivery Services		S	146	445
Mammoth Plains Wind Project, LLC	Power Generation Capital Support		S	146	19,379
Marshall Solar, LLC	Allocate Telecommunication Costs to Affiliate		S	146	720
Marshall Solar, LLC	Payroll Overheads Associated with Services Provided to Affiliates		S	146	1,516
McCoy Energy Storage LLC	Allocation of Expenses from Affiliate		P	554	26,903
McCoy Solar, LLC	Allocate Telecommunication Costs to Affiliate		S	146	6,863
McCoy Solar, LLC	Allocation of Software Costs to Affiliate		S	146	434
McCoy Solar, LLC	Corporate Security Services		S	146	1,605
McCoy Solar, LLC	Payroll Overheads Associated with Services Provided to Affiliates		S	146	12,492
McCoy Solar, LLC	Power Delivery Services		S	146	598
McCoy Solar, LLC	Power Generation Capital Support		S	146	86,822
McCoy Solar, LLC	Power Generation Services		S	146	68,862
McElroy Green Marketing, LLC	Allocation of Software Costs to Affiliate		S	146	1,900
Minco IV & V Interconnection, LLC	Central Lab Services		S	146	476
Minco Wind Energy II, LLC	Central Lab Services		S	146	1,523
Minco Wind Energy II, LLC	Payroll Overheads Associated with Services Provided to Affiliates		S	146	730
Minco Wind Energy III, LLC	Allocate Telecommunication Costs to Affiliate		S	146	884
Minco Wind Energy III, LLC	Payroll Overheads Associated with Services Provided to Affiliates		S	146	730
Minco Wind Energy III, LLC	Power Generation Services		S	146	1,272
Minco Wind I, LLC	Allocate Telecommunication Costs to Affiliate		S	146	2,614
Minco Wind I, LLC	Central Lab Services		S	146	1,234
Minco Wind I, LLC	Payroll Overheads Associated with Services Provided to Affiliates		S	146	920
Minco Wind I, LLC	Power Generation Services		S	146	623
Minco Wind II, LLC	Power Delivery Services		S	146	445
Minco Wind III, LLC	Power Delivery Services		S	146	445
Minco Wind IV, LLC	Central Lab Services		S	146	1,085
Minco Wind IV, LLC	Corporate Development Services		S	146	918
Minco Wind IV, LLC	Payroll Overheads Associated with Services Provided to Affiliates		S	146	951
Minco Wind, LLC	Power Delivery Services		S	146	445
Minuteman Energy Storage, LLC	Power Generation Services		S	146	49,186
Mobility Energy Holdings, LLC	Allocation of Consulting Costs from Affiliate		P	921	31,857
Mobility Energy Holdings, LLC	Allocation of Software Costs to Affiliate		S	146	929
Mobility Energy Holdings, LLC	Allocation of Vendor Charges to Affiliate		S	146	93,404
Mobility Energy Holdings, LLC	Corporate Development Services		S	146	24,276
Mobility Energy Holdings, LLC	Credit Affiliate for Software Charges		P	232	31,857
Mobility Energy Holdings, LLC	Executive Support		S	146	445
Mobility Energy Holdings, LLC	Information Technology Services		S	146	51,521
Mobility Energy Holdings, LLC	Integrated Supply Chain Services		S	146	901
Mobility Energy Holdings, LLC	Marketing & Communication Services		S	146	145,154
Mobility Energy Holdings, LLC	Payroll Overheads Associated with Services Provided to Affiliates		S	146	1,017

ANALYSIS OF DIVERSIFICATION ACTIVITY
Summary of Affiliated Transfers and Cost Allocations

FLORIDA POWER & LIGHT COMPANY
For the Year Ended December 31, 2023

Name of Affiliate (a)	Type of Service and/or Name of Product (b)	Relevant Contract or Agreement and Effective Date (c)	Charge for Year		
			"P" or "S" (d)	Account Number (e)	Dollar Amount (f)
Mobility Energy Holdings, LLC	Power Delivery Services		S	146	627
Mobility Energy Holdings, LLC	Project Development Services		S	146	141,683
Mobility Energy Holdings, LLC	Reimbursement of Employee Expenses		S	146	31,041
Mobility Infrastructure, LLC	Integrated Supply Chain Services		S	146	1,051
Mobility Infrastructure, LLC	Payroll Overheads Associated with Services Provided to Affiliates		S	146	700
Mohave County Wind Farm LLC	Allocate Telecommunication Costs to Affiliate		S	146	2,269
Mohave County Wind Farm LLC	Central Lab Services		S	146	2,394
Mohave County Wind Farm LLC	Information Technology Services		S	146	1,254
Mohave County Wind Farm LLC	Payroll Overheads Associated with Services Provided to Affiliates		S	146	2,545
Mohave County Wind Farm LLC	Power Generation Services		S	146	449
Mundu Solar, LLC	Allocation of Software Costs to Affiliate		S	146	434
Mundu Solar, LLC	Integrated Supply Chain Services		S	146	5,312
Mundu Solar, LLC	Payroll Overheads Associated with Services Provided to Affiliates		S	146	3,534
Montauk Energy Storage Center, LLC	Payroll Overheads Associated with Services Provided to Affiliates		S	146	3,252
Montauk Energy Storage Center, LLC	Power Generation Services		S	146	9,394
Moss Creek Solar, LLC	Allocation of Project Costs to Affiliate		S	146	18,314
Moss Creek Solar, LLC	General Counsel Services		S	146	873
Mount Copper, LP	Allocate Telecommunication Costs to Affiliate		S	146	1,916
Mount Copper, LP	Central Lab Services		S	146	644
Mount Copper, LP	Information Technology Services		S	146	672
Mount Copper, LP	Power Generation Services		S	146	3,017
Mount Miller Wind Energy Limited Partnership	Central Lab Services		S	146	882
Mount Miller Wind Energy Limited Partnership	Information Technology Capital Support		S	146	9,242
Mount Miller Wind Energy Limited Partnership	Power Generation Services		S	146	3,129
Mountain View Solar, LLC	Payroll Overheads Associated with Services Provided to Affiliates		S	146	483
NAPS Wind, LLC	Allocation of Expenses to Affiliate		S	146	794
NAPS Wind, LLC	Allocation of Software Costs to Affiliate		S	146	34,844
NAPS Wind, LLC	Corporate Real Estate Services		S	146	1,497
NAPS Wind, LLC	Integrated Supply Chain Services		S	146	350,069
NAPS Wind, LLC	Payroll Overheads Associated with Services Provided to Affiliates		S	146	75,273
NAPS Wind, LLC	Power Generation Services		S	146	1,611
NAPS Wind, LLC	Reimbursement of Employee Expenses		S	146	14,191
NEE Operating Partners LP-US	Allocation of Expenses from Affiliate		P	923	51,116
NextEra Energy Operation Services FBO Summerhaven Wind LP	Allocation of Expenses from Affiliate		P	232	4,057
NextEra Energy Operating Services FBO Wheatdrg	Central Lab Services		S	146	1,983
NextEra Energy Operating Services FBO Wheatdrg	Power Generation Services		S	146	403
NextEra Energy Operating Services FBO 2 Creeks Solar	Transfer of Materials & Supplies		P	553	7,764
NEM Mitigation, LLC	Marketing & Communication Services		S	146	10,088
Neptune Energy Center, LLC	Allocate Telecommunication Costs to Affiliate		S	146	2,326
Neptune Energy Center, LLC	Allocation of Software Costs to Affiliate		S	146	22,001

ANALYSIS OF DIVERSIFICATION ACTIVITY
Summary of Affiliated Transfers and Cost Allocations

FLORIDA POWER & LIGHT COMPANY
For the Year Ended December 31, 2023

Name of Affiliate (a)	Type of Service and/or Name of Product (b)	Relevant Contract or Agreement and Effective Date (c)	Charge for Year		
			"P" or "S" (d)	Account Number (e)	Dollar Amount (f)
Neptune Energy Center, LLC	Corporate Real Estate Services		S	146	955
Neptune Energy Center, LLC	Engineering & Construction Services		S	146	32,230
Neptune Energy Center, LLC	Information Technology Services		S	146	10,385
Neptune Energy Center, LLC	Integrated Supply Chain Services		S	146	7,025
Neptune Energy Center, LLC	Payroll Overheads Associated with Services Provided to Affiliates		S	146	58,677
Neptune Energy Center, LLC	Power Generation Capital Support		S	146	27,480
Neptune Energy Center, LLC	Power Generation Services		S	146	46,697
Neptune Energy Center, LLC	Reimbursement of Employee Expenses		S	146	56,290
NET Mexico Pipeline Prtnr	Allocation of Capital Expenses from Affiliate		P	101, 107	104,001
NET Mexico Pipeline, LP	Allocation of Expenses to Affiliate		S	146	106,526
NET Mexico Pipeline, LP	Corporate Security Capital Support		S	146	217,789
NET Mexico Pipeline, LP	Corporate Security Services		S	146	18,967
New Hampshire Transmission, LLC	Accounting & Finance Services		S	146	49,333
New Hampshire Transmission, LLC	Allocation of Software Costs to Affiliate		S	146	899
New Hampshire Transmission, LLC	Allocation of Vendor Charges to Affiliate		S	146	59,284
New Hampshire Transmission, LLC	Corporate Service Charge to Affiliate		S	146	171,513
New Hampshire Transmission, LLC	Engineering & Construction Services		S	146	41,327
New Hampshire Transmission, LLC	General Counsel Services		S	146	7,124
New Hampshire Transmission, LLC	Information Technology Services		S	146	6,686
New Hampshire Transmission, LLC	Payroll Overheads Associated with Services Provided to Affiliates		S	146	53,385
New Hampshire Transmission, LLC	Power Delivery Capital Support		S	146	129,253
New Hampshire Transmission, LLC	Power Delivery Services		S	146	27,959
New Hampshire Transmission, LLC	Reimbursement of Employee Expenses		S	146	14,110
New Mexico Wind, LLC	Allocate Telecommunication Costs to Affiliate		S	146	4,676
New Mexico Wind, LLC	Central Lab Services		S	146	914
New Mexico Wind, LLC	Payroll Overheads Associated with Services Provided to Affiliates		S	146	1,490
New Mexico Wind, LLC	Power Delivery Services		S	146	440
New Mexico Wind, LLC	Power Generation Services		S	146	3,089
NextCity Networks Colorado, LLC	Accounting & Finance Services		S	146	320
NextCity Networks LLC	Allocation of Consulting Costs from Affiliate		P	101, 107	6,195
NextCity Networks LLC	Allocation of Expenses from Affiliate		P	143	556
NextCity Networks, LLC	Allocation of Software Costs to Affiliate		S	146	1,158
NextCity Networks, LLC	Allocation of Vendor Charges to Affiliate		S	146	8,452
NextCity Networks, LLC	Energy Marketing & Trading Services		S	146	14,633
NextCity Networks, LLC	General Counsel Services		S	146	25,540
NextCity Networks, LLC	Information Technology Services		S	146	13,058
NextCity Networks, LLC	Marketing & Communication Services		S	146	14,994
NextCity Networks, LLC	Payroll Overheads Associated with Services Provided to Affiliates		S	146	55,391
NextCity Networks, LLC	Power Delivery Services		S	146	600
NextCity Networks, LLC	Reimbursement of Employee Expenses		S	146	25,989

ANALYSIS OF DIVERSIFICATION ACTIVITY
Summary of Affiliated Transfers and Cost Allocations

FLORIDA POWER & LIGHT COMPANY
For the Year Ended December 31, 2023

Name of Affiliate (a)	Type of Service and/or Name of Product (b)	Relevant Contract or Agreement and Effective Date (c)	Charge for Year		
			"P" or "S" (d)	Account Number (e)	Dollar Amount (f)
NextCity Networks, LLC	Sales Program Support		S	146	134,609
NextEra Analytics, LLC	Accounting & Finance Services Received by FPL		P	923	521
NextEra Analytics, LLC	Allocation of Benefit Costs to Affiliate		S	146	47,851
NextEra Analytics, LLC	Allocation of Consulting Costs from Affiliate		P	921	27,306
NextEra Analytics, LLC	Allocation of Consulting Costs from Affiliate		P	101, 107	48,586
NextEra Analytics, LLC	Allocation of Contractor Expenses from Affiliate		P	101, 107	1,044
NextEra Analytics, LLC	Allocation of Expenses from Affiliate		P	551	12,667
NextEra Analytics, LLC	Allocation of Expenses from Affiliate		P	101, 107	33,414
NextEra Analytics, LLC	Allocation of Expenses to Affiliate		S	146	18,899
NextEra Analytics, LLC	Allocation of Software Costs to Affiliate		S	146	7,621
NextEra Analytics, LLC	Allocation of Transportation Services		P	232	43,378
NextEra Analytics, LLC	Allocation of Transportation Services		P	903	2,641
NextEra Analytics, LLC	Allocation of Vendor Charges to Affiliate		S	146	251,065
NextEra Analytics, LLC	Allocation of Vendor Rebate to Affiliate		P	184	41,391
NextEra Analytics, LLC	Analytics Services Received by FPL		P	232	15,061
NextEra Analytics, LLC	Analytics Services Received by FPL		P	101, 107	169,904
NextEra Analytics, LLC	Analytics Services Received by FPL		P	Various	41,272
NextEra Analytics, LLC	Corporate Real Estate Services		S	146	29,348
NextEra Analytics, LLC	Credit Affiliate for Software Charges		P	232	27,306
NextEra Analytics, LLC	Energy Marketing & Trading Capital Support Received by FPL		P	101, 107	449,725
NextEra Analytics, LLC	Engineering & Construction Capital Support Received by FPL		P	101, 107	9,135
NextEra Analytics, LLC	External Affairs Services Received by FPL		P	923	3,561
NextEra Analytics, LLC	General Counsel Services		S	146	42,706
NextEra Analytics, LLC	Human Resources Services		S	146	63,830
NextEra Analytics, LLC	Human Resources Services		S	232	5,862
NextEra Analytics, LLC	Information Technology Capital Support		S	146	31,282
NextEra Analytics, LLC	Information Technology Services		S	146	24,134
NextEra Analytics, LLC	Marketing & Communication Services		S	146	59,556
NextEra Analytics, LLC	Payroll Overheads Associated with Services Provided to Affiliates		S	146	13,758
NextEra Analytics, LLC	Power Delivery Services		S	146	550,808
NextEra Analytics, LLC	Project Development Capital Support Received by FPL		P	101, 107	36,728
NextEra Analytics, LLC	Project Development Services Received by FPL		P	183	170,728
NextEra Analytics, LLC	Reimbursement of Employee Expenses		P	921	12,028
NextEra Analytics, LLC	Reimbursement of Employee Expenses		S	146	7,163
NextEra Energy Bluff Point, LLC	Allocate Telecommunication Costs to Affiliate		S	146	1,660
NextEra Energy Bluff Point, LLC	Central Lab Services		S	146	493
NextEra Energy Bluff Point, LLC	Payroll Overheads Associated with Services Provided to Affiliates		S	146	870
NextEra Energy Bluff Point, LLC	Power Delivery Services		S	146	445
NextEra Energy Bluff Point, LLC	Power Generation Services		S	146	2,270
NextEra Energy Canadian Operating Services, Inc.	Allocation of Expenses from Affiliate		P	232	6,745

ANALYSIS OF DIVERSIFICATION ACTIVITY
Summary of Affiliated Transfers and Cost Allocations

FLORIDA POWER & LIGHT COMPANY
For the Year Ended December 31, 2023

Name of Affiliate (a)	Type of Service and/or Name of Product (b)	Relevant Contract or Agreement and Effective Date (c)	Charge for Year		
			"P" or "S" (d)	Account Number (e)	Dollar Amount (f)
NextEra Energy Canadian Operating Services, Inc.	Allocation of Benefit Costs to Affiliate		S	146	9,106
NextEra Energy Canadian Operating Services, Inc.	Allocation of Vendor Charges to Affiliate		S	146	6,745
NextEra Energy Canadian Operating Services, Inc.	Central Lab Services		S	146	1,667
NextEra Energy Canadian Operating Services, Inc.	General Counsel Services		S	146	413
NextEra Energy Canadian Operating Services, Inc.	Information Technology Services		S	146	2,478
NextEra Energy Canadian Operating Services, Inc.	Power Generation Services		S	146	2,060
NextEra Energy Capital Holdings, Inc.	Accounting & Finance Services		S	146	205,117
NextEra Energy Capital Holdings, Inc.	Allocate Telecommunication Costs to Affiliate		S	146	757
NextEra Energy Capital Holdings, Inc.	Allocation of Bank Fee Credits to Affiliate		S	146	23,371
NextEra Energy Capital Holdings, Inc.	Allocation of Bank Service Fees		P	921	41,662
NextEra Energy Capital Holdings, Inc.	Allocation of Benefit Costs to Affiliate		P	234	94,779
NextEra Energy Capital Holdings, Inc.	Allocation of Benefit Costs to Affiliate		S	146	3,054,246
NextEra Energy Capital Holdings, Inc.	Allocation of Expenses from Affiliate		P	426.4	4,667
NextEra Energy Capital Holdings, Inc.	Allocation of Expenses from Affiliate		P	426.5	1,106
NextEra Energy Capital Holdings, Inc.	Allocation of Expenses from Affiliate		P	506	28,002
NextEra Energy Capital Holdings, Inc.	Allocation of Expenses from Affiliate		P	921	20,040
NextEra Energy Capital Holdings, Inc.	Allocation of Expenses from Affiliate		P	923	6,850
NextEra Energy Capital Holdings, Inc.	Allocation of Rent Expense to Affiliate		S	146	22,027
NextEra Energy Capital Holdings, Inc.	Allocation of Software Costs to Affiliate		S	146	32,201
NextEra Energy Capital Holdings, Inc.	Allocation of Vendor Charges to Affiliate		S	146	670,865
NextEra Energy Capital Holdings, Inc.	Corporate Development Services		S	146	221,837
NextEra Energy Capital Holdings, Inc.	Corporate Real Estate Services		S	146	74,154
NextEra Energy Capital Holdings, Inc.	Corporate Service Charge to Affiliate		S	146	1,665,547
NextEra Energy Capital Holdings, Inc.	Credit for Affiliate Share of Insurance Premium		S	146	13,792
NextEra Energy Capital Holdings, Inc.	Energy Marketing & Trading Services		S	146	767
NextEra Energy Capital Holdings, Inc.	Executive Support		S	146	3,072
NextEra Energy Capital Holdings, Inc.	Federal Government Affairs Services		S	146	280,067
NextEra Energy Capital Holdings, Inc.	General Counsel Services		S	146	44,816
NextEra Energy Capital Holdings, Inc.	Human Resources Services		S	146	106,933
NextEra Energy Capital Holdings, Inc.	Information Technology Services		S	146	169,046
NextEra Energy Capital Holdings, Inc.	Marketing & Communication Services		S	146	71,363
NextEra Energy Capital Holdings, Inc.	Payroll Overheads Associated with Services Provided to Affiliates		S	146	227,422
NextEra Energy Capital Holdings, Inc.	Regulatory Affairs Services		S	146	112,874
NextEra Energy Capital Holdings, Inc.	Reimburse Affiliate for Consulting Fees		P	426.4	280,974
NextEra Energy Capital Holdings, Inc.	Reimburse Affiliate for Project Costs		P	506	32,667
NextEra Energy Capital Holdings, Inc.	Reimburse Affiliate for Sponsorship Expenses		P	426.4	190,000
NextEra Energy Capital Holdings, Inc.	Reimbursement of Employee Expenses		S	146	49,439
NextEra Energy Capital Holdings, Inc.	Sales Program Support		S	146	13,363
NextEra Energy Capital Holdings, Inc.	Space and Furniture Billing		S	454	441,618
NextEra Energy Capital Holdings, Inc.	Workplace Charging Program		S	146	48,609

ANALYSIS OF DIVERSIFICATION ACTIVITY
Summary of Affiliated Transfers and Cost Allocations

FLORIDA POWER & LIGHT COMPANY
For the Year Ended December 31, 2023

Name of Affiliate (a)	Type of Service and/or Name of Product (b)	Relevant Contract or Agreement and Effective Date (c)	Charge for Year		
			"P" or "S" (d)	Account Number (e)	Dollar Amount (f)
NextEra Energy Constructors, LLC	Allocate Telecommunication Costs to Affiliate		S	146	6,593
NextEra Energy Constructors, LLC	Allocation of Consulting Costs from Affiliate		P	921	814
NextEra Energy Constructors, LLC	Allocation of Consulting Costs from Affiliate		P	101, 107	215,690
NextEra Energy Constructors, LLC	Allocation of Contractor Expenses from Affiliate		P	101, 107	4,058
NextEra Energy Constructors, LLC	Allocation of Expenses from Affiliate		P	923	4,463
NextEra Energy Constructors, LLC	Purchase of Asset/Inventory		P	Various	1,148,396
NextEra Energy Constructors, LLC	Allocation of Expenses to Affiliate		S	146	47,516
NextEra Energy Constructors, LLC	Allocation of Software Costs to Affiliate		S	146	255,439
NextEra Energy Constructors, LLC	Allocation of Transportation Services		P	232	767
NextEra Energy Constructors, LLC	Allocation of Vendor Charges from Affiliate		P	101, 107	715
NextEra Energy Constructors, LLC	Allocation of Vendor Charges to Affiliate		S	146	2,355,928
NextEra Energy Constructors, LLC	Central Lab Services		S	146	1,562
NextEra Energy Constructors, LLC	Engineering & Construction Services		S	146	433,883
NextEra Energy Constructors, LLC	Environmental Services		S	146	46,212
NextEra Energy Constructors, LLC	General Counsel Services		S	146	31,851
NextEra Energy Constructors, LLC	Human Resources Services		S	146	35,187
NextEra Energy Constructors, LLC	Information Technology Capital Support		S	146	247,740
NextEra Energy Constructors, LLC	Information Technology Services		S	146	143,607
NextEra Energy Constructors, LLC	Integrated Supply Chain Capital Support		S	146	1,322,697
NextEra Energy Constructors, LLC	Integrated Supply Chain Services		S	146	158,404
NextEra Energy Constructors, LLC	Marketing & Communication Services		S	146	11,377
NextEra Energy Constructors, LLC	Payroll Overheads Associated with Services Provided to Affiliates		S	146	195,846
NextEra Energy Constructors, LLC	Power Delivery Services		S	146	1,680
NextEra Energy Constructors, LLC	Reimbursement of Employee Expenses		S	146	5,108
NextEra Energy Constructors, LLC	Storm Support		P	186	394,733
NextEra Energy Constructors, LLC	Transfer of Inventory		P	154	18,971
NextEra Energy Duane Arnold, LLC	Purchase of Asset/Inventory		P	101, 107, 154	9,020
NextEra Energy Duane Arnold, LLC	Accounting & Finance Services		S	146	90,957
NextEra Energy Duane Arnold, LLC	Allocation of Benefit Costs to Affiliate		S	146	825
NextEra Energy Duane Arnold, LLC	Allocation of Vendor Charges to Affiliate		S	146	16,859
NextEra Energy Duane Arnold, LLC	Central Lab Services		S	146	2,205
NextEra Energy Duane Arnold, LLC	Charge for Affiliate Share of Insurance Premium		S	146	13,541
NextEra Energy Duane Arnold, LLC	Compensation, Deferred Comp, Incentives, Stock Awards, RSA Amortization, Pension & Other Employee Benefits Plans		S	146	55,973
NextEra Energy Duane Arnold, LLC	General Counsel Services		S	146	1,123
NextEra Energy Duane Arnold, LLC	Human Resources Services		S	146	41,653
NextEra Energy Duane Arnold, LLC	Integrated Supply Chain Services		S	146	11,700
NextEra Energy Duane Arnold, LLC	Marketing & Communication Services		S	146	41,721
NextEra Energy Duane Arnold, LLC	Nuclear Operations Services		S	146	20,828
NextEra Energy Duane Arnold, LLC	Payroll Overheads Associated with Services Provided to Affiliates		S	146	26,625
NextEra Energy Duane Arnold, LLC	Payroll Overheads Associated with Services Provided to Affiliates		S	146	26,625

ANALYSIS OF DIVERSIFICATION ACTIVITY
Summary of Affiliated Transfers and Cost Allocations

FLORIDA POWER & LIGHT COMPANY
For the Year Ended December 31, 2023

Name of Affiliate (a)	Type of Service and/or Name of Product (b)	Relevant Contract or Agreement and Effective Date (c)	Charge for Year		
			"P" or "S" (d)	Account Number (e)	Dollar Amount (f)
NextEra Energy Duane Arnold, LLC	Power Generation Services		S	146	1,877
NextEra Energy Duane Arnold, LLC	Reimbursement of Employee Expenses		S	146	2,061
NextEra Energy Maine Operating Services, LLC	Allocation of Benefit Costs to Affiliate		S	146	5,232
NextEra Energy Marketing, LLC	Accounting & Finance Services		S	146	9,573
NextEra Energy Marketing, LLC	Accounting & Finance Services Received by FPL		P	186	376
NextEra Energy Marketing, LLC	Accounting & Finance Services Received by FPL		P	426.5	2,071
NextEra Energy Marketing, LLC	Allocate Telecommunication Costs to Affiliate		S	146	27,188
NextEra Energy Marketing, LLC	Allocation of Benefit Costs to Affiliate		S	146	108,697
NextEra Energy Marketing, LLC	Allocation of Consulting Costs from Affiliate		P	232	163,174
NextEra Energy Marketing, LLC	Allocation of Consulting Costs from Affiliate		P	501	67,529
NextEra Energy Marketing, LLC	Allocation of Consulting Costs from Affiliate		P	921	22,326
NextEra Energy Marketing, LLC	Allocation of Contractor Expenses from Affiliate		P	501	1,447
NextEra Energy Marketing, LLC	Allocation of Expenses from Affiliate		P	921	564
NextEra Energy Marketing, LLC	Allocation of Expenses to Affiliate		S	146	547,320
NextEra Energy Marketing, LLC	Allocation of Legal Expenses by Affiliate		P	923	18,725
NextEra Energy Marketing, LLC	Allocation of Software Costs		P	501	7,270
NextEra Energy Marketing, LLC	Allocation of Software Costs		P	921	7,270
NextEra Energy Marketing, LLC	Allocation of Software Costs		P	Various	120,440
NextEra Energy Marketing, LLC	Allocation of Software Costs to Affiliate		S	146	2,640,601
NextEra Energy Marketing, LLC	Allocation of Vendor Charges to Affiliate		S	146	1,036,169
NextEra Energy Marketing, LLC	Allocation of Vendor Rebate to Affiliate		P	232	5,573
NextEra Energy Marketing, LLC	Compensation, Deferred Comp, Incentives, Stock Awards, RSA Amortization, Pension & Other Employee Benefits Plans		S	146	97,862
NextEra Energy Marketing, LLC	Corporate Development Services		S	146	6,379
NextEra Energy Marketing, LLC	Corporate Real Estate Services		S	146	230,137
NextEra Energy Marketing, LLC	Credit Affiliate for Software Charges		P	232	159,284
NextEra Energy Marketing, LLC	Energy Marketing & Trading Services		S	146	212,536
NextEra Energy Marketing, LLC	Energy Marketing & Trading Services Received by FPL		P	501	43,760
NextEra Energy Marketing, LLC	Energy Marketing & Trading Services Received by FPL		P	547	306,577
NextEra Energy Marketing, LLC	Energy Marketing & Trading Services Received by FPL		P	557	37,318
NextEra Energy Marketing, LLC	Energy Marketing & Trading Services Received by FPL		P	923	138,080
NextEra Energy Marketing, LLC	General Counsel Services		S	146	19,250
NextEra Energy Marketing, LLC	General Counsel Services Received by FPL		P	923	1,229
NextEra Energy Marketing, LLC	Human Resources Services		S	146	1,940
NextEra Energy Marketing, LLC	Human Resources Services		S	232	32,443
NextEra Energy Marketing, LLC	Information Technology Capital Support		S	146	400,481
NextEra Energy Marketing, LLC	Information Technology Capital Support Received by FPL		P	101, 107	36,106
NextEra Energy Marketing, LLC	Information Technology Services		S	146	675,388
NextEra Energy Marketing, LLC	Marketing & Communication Services		S	146	26,496
NextEra Energy Marketing, LLC	Payroll Overheads Associated with Services Provided to Affiliates		S	146	118,441
NextEra Energy Marketing, LLC	Power Delivery Services		S	146	334

ANALYSIS OF DIVERSIFICATION ACTIVITY
Summary of Affiliated Transfers and Cost Allocations

FLORIDA POWER & LIGHT COMPANY
For the Year Ended December 31, 2023

Name of Affiliate (a)	Type of Service and/or Name of Product (b)	Relevant Contract or Agreement and Effective Date (c)	Charge for Year		
			"P" or "S" (d)	Account Number (e)	Dollar Amount (f)
NextEra Energy Marketing, LLC	Power Generation Capital Support Received by FPL		P	101, 107	39,897
NextEra Energy Marketing, LLC	Reimbursement of Employee Expenses		P	921	19,028
NextEra Energy Marketing, LLC	Reimbursement of Employee Expenses		S	146	15,385
NextEra Energy Marketing, LLC	Storm Support		P	186	4,947
NextEra Energy Montezuma II Wind, LLC	Corporate Security Services		S	146	614
NextEra Energy Montezuma II Wind, LLC	Payroll Overheads Associated with Services Provided to Affiliates		S	146	575
NextEra Energy Montezuma II Wind, LLC	Power Delivery Services		S	146	440
NextEra Energy Operating Partners, LP	Accounting & Finance Services		S	146	2,104
NextEra Energy Operating Partners, LP	Allocate Telecommunication Costs to Affiliate		S	146	1,319
NextEra Energy Operating Partners, LP	Allocation of Expenses to Affiliate		S	146	51,357
NextEra Energy Operating Partners, LP	Allocation of Vendor Charges to Affiliate		S	146	11,402
NextEra Energy Operating Partners, LP	Corporate Development Services		S	146	5,642
NextEra Energy Operating Partners, LP	Information Technology Services		S	146	15,152
NextEra Energy Operating Partners, LP	Marketing & Communication Services		S	146	10,025
NextEra Energy Operating Partners, LP	Payroll Overheads Associated with Services Provided to Affiliates		S	146	20,456
NextEra Energy Operating Services FBO Backbone	General Counsel Services		S	146	673
NextEra Energy Operating Services FBO Backbone	Power Delivery Services		S	146	445
NextEra Energy Operating Services FBO Cabazon	Power Delivery Services		S	146	445
NextEra Energy Operating Services FBO Conestogo Wind LP	Central Lab Services		S	146	399
NextEra Energy Operating Services FBO Diablo	Power Delivery Services		S	146	445
NextEra Energy Operating Services FBO Jericho Wind LP	Payroll Overheads Associated with Services Provided to Affiliates		S	146	669
NextEra Energy Operating Services FBO Meyersdale	Power Delivery Services		S	146	445
NextEra Energy Operating Services FBO Meyersdale	Payroll Overheads Associated with Services Provided to Affiliates		S	146	415
NextEra Energy Operating Services FBO Mill Run	Information Technology Services		S	146	500
NextEra Energy Operating Services FBO Mill Run	Power Delivery Services		S	146	445
NextEra Energy Operating Services FBO Moore Solar LP	Payroll Overheads Associated with Services Provided to Affiliates		S	146	345
NextEra Energy Operating Services FBO Mower County	Payroll Overheads Associated with Services Provided to Affiliates		S	146	439
NextEra Energy Operating Services FBO Otter Tail-L	Allocate Telecommunication Costs to Affiliate		S	146	618
NextEra Energy Operating Services FBO Sombra Solar LP	Payroll Overheads Associated with Services Provided to Affiliates		S	146	345
NextEra Energy Operating Services FBO Somerset	Power Delivery Services		S	146	445
NextEra Energy Operating Services FBO Summerhavn Wind LP	Allocation of Vendor Charges to Affiliate		S	146	4,057
NextEra Energy Operating Services FBO Summerhavn Wind LP	Central Lab Services		S	146	1,838
NextEra Energy Operating Services FBO Summerhavn Wind LP	Payroll Overheads Associated with Services Provided to Affiliates		S	146	549
NextEra Energy Operating Services FBO Varna Wind LP	Central Lab Services		S	146	805
NextEra Energy Operating Services FBO Waymart	Power Delivery Services		S	146	445
NextEra Energy Operating Services, LLC	Allocate Telecommunication Costs to Affiliate		S	146	1,246
NextEra Energy Operating Services, LLC	Allocation of Benefit Costs to Affiliate		S	146	177,875
NextEra Energy Operating Services, LLC	Allocation of Expenses to Affiliate		S	146	3,917
NextEra Energy Operating Services, LLC	Allocation of Software Costs to Affiliate		S	146	2,678
NextEra Energy Operating Services, LLC	Allocation of Vendor Charges to Affiliate		S	146	5,323

ANALYSIS OF DIVERSIFICATION ACTIVITY
Summary of Affiliated Transfers and Cost Allocations

FLORIDA POWER & LIGHT COMPANY
For the Year Ended December 31, 2023

Name of Affiliate (a)	Type of Service and/or Name of Product (b)	Relevant Contract or Agreement and Effective Date (c)	Charge for Year		
			"P" or "S" (d)	Account Number (e)	Dollar Amount (f)
NextEra Energy Operating Services, LLC	Central Lab Services		S	146	41,740
NextEra Energy Operating Services, LLC	Compensation, Deferred Comp, Incentives, Stock Awards, RSA Amortization, Pension & Other Employee Benefits Plans		P	232	1,352
NextEra Energy Operating Services, LLC	FPL Development Support		S	146	1,200
NextEra Energy Operating Services, LLC	General Counsel Services		S	146	1,826
NextEra Energy Operating Services, LLC	Human Resources Services		S	146	2,318
NextEra Energy Operating Services, LLC	Human Resources Services Received by FPL		S	232	5,842
NextEra Energy Operating Services, LLC	Information Technology Capital Support Received by FPL		P	101, 107	13,985
NextEra Energy Operating Services, LLC	Information Technology Services		S	146	1,086
NextEra Energy Operating Services, LLC	Integrated Supply Chain Services		S	146	4,347
NextEra Energy Operating Services, LLC	Marketing & Communication Services		S	146	1,037
NextEra Energy Operating Services, LLC	Payroll Overheads Associated with Services Provided to Affiliates		S	146	3,017
NextEra Energy Operating Services, LLC	Power Delivery Services		S	146	4,881
NextEra Energy Operating Services, LLC	Power Generation Capital Support Received by FPL		P	101, 107	321,367
NextEra Energy Operating Services, LLC	Power Generation Services		S	146	124,068
NextEra Energy Operating Services, LLC	Power Generation Services Received by FPL		P	551	26,155
NextEra Energy Operating Services, LLC	Power Generation Services Received by FPL		P	553	2,065
NextEra Energy Operating Services, LLC	Power Generation Services Received by FPL		P	Various	60,450
NextEra Energy Operating Services, LLC	Reimbursement of Employee Expenses		P	921	85,024
NextEra Energy Operating Services, LLC	Reimbursement of Employee Expenses		S	146	46,252
NextEra Energy Operating Services, LLC	Reimbursement of Internal Audit Expenses		P	923	1,978
NextEra Energy Operating Services, LLC	Storm Support		P	186	3,190
NextEra Energy Pipeline Development and Acquisitions, LLC	Corporate Real Estate Services		S	146	799
NextEra Energy Pipeline Holdings (Lowman), LLC	Corporate Security Services		S	146	648
NextEra Energy Pipeline Holdings (Lowman), LLC	Environmental Services		S	146	5,709
NextEra Energy Pipeline Holdings (Lowman), LLC	General Counsel Services		S	146	1,571
NextEra Energy Pipeline Holdings (Lowman), LLC	Payroll Overheads Associated with Services Provided to Affiliates		S	146	1,047
NextEra Energy Pipeline Holdings (Lowman), LLC	Reimbursement of Employee Expenses		S	146	1,768
NextEra Energy Pipeline Services, LLC	Allocate Telecommunication Costs to Affiliate		S	146	65,697
NextEra Energy Pipeline Services, LLC	Allocation of Benefit Costs to Affiliate		S	146	2,577
NextEra Energy Pipeline Services, LLC	Allocation of Software Costs to Affiliate		S	146	3,284
NextEra Energy Pipeline Services, LLC	Allocation of Vendor Charges to Affiliate		S	146	3,334
NextEra Energy Pipeline Services, LLC	Information Technology Services		S	146	109,523
NextEra Energy Pipeline Services, LLC	Payroll Overheads Associated with Services Provided to Affiliates		S	146	23,670
NextEra Energy Pipeline Services, LLC	Pipeline Capital Support Received by Affiliate		P	101, 107	1,973
NextEra Energy Pipeline Services, LLC	Pipeline Services Received by FPL		P	501	987,315
NextEra Energy Pipeline Services, LLC	Pipeline Services Received by FPL		P	546	407
NextEra Energy Pipeline Services, LLC	Pipeline Services Received by FPL		P	547	14,568
NextEra Energy Pipeline Services, LLC	Pipeline Services Received by FPL		P	548	575
NextEra Energy Pipeline Services, LLC	Pipeline Services Received by FPL		P	552	480
NextEra Energy Pipeline Services, LLC	Pipeline Services Received by FPL		P	553	1,333

ANALYSIS OF DIVERSIFICATION ACTIVITY
Summary of Affiliated Transfers and Cost Allocations

FLORIDA POWER & LIGHT COMPANY
For the Year Ended December 31, 2023

Name of Affiliate (a)	Type of Service and/or Name of Product (b)	Relevant Contract or Agreement and Effective Date (c)	Charge for Year		
			"P" or "S" (d)	Account Number (e)	Dollar Amount (f)
NextEra Energy Pipeline Services, LLC	Pipeline Services Received by FPL		P	554	951
NextEra Energy Pipeline Services, LLC	Power Generation Capital Support Received by FPL		P	101, 107	1,054,227
NextEra Energy Pipeline Services, LLC	Power Generation Services		S	146	48,794
NextEra Energy Pipeline Services, LLC	Reimbursement of Employee Expenses		P	921	92,908
NextEra Energy Pipeline Services, LLC	Reimbursement of Employee Expenses		S	146	1,170
NextEra Energy Point Beach, LLC	Accounting & Finance Services		S	146	216,700
NextEra Energy Point Beach, LLC	Allocation of Benefit Costs to Affiliate		S	146	65,172
NextEra Energy Point Beach, LLC	Allocation of Consulting Costs from Affiliate		P	921	9,031
NextEra Energy Point Beach, LLC	Allocation of Consulting Costs from Affiliate		P	923	21,851
NextEra Energy Point Beach, LLC	Allocation of Expenses from Affiliate		P	517	6,030
NextEra Energy Point Beach, LLC	Allocation of Expenses to Affiliate		S	146	230,506
NextEra Energy Point Beach, LLC	Allocation of Software Costs to Affiliate		S	146	212,596
NextEra Energy Point Beach, LLC	Allocation of Vendor Charges to Affiliate		S	146	1,709,221
NextEra Energy Point Beach, LLC	Allocation of Vendor Rebate to Affiliate		P	184	55,000
NextEra Energy Point Beach, LLC	Allocation of Vendor Rebate to Affiliate		P	232	645
NextEra Energy Point Beach, LLC	Central Lab Services		S	146	5,871
NextEra Energy Point Beach, LLC	Charge for Affiliate Share of Insurance Premium		S	146	63,447
NextEra Energy Point Beach, LLC	Compensation, Deferred Comp, Incentives, Stock Awards, RSA Amortization, Pension & Other Employee Benefits Plans		S	146	321,290
NextEra Energy Point Beach, LLC	General Counsel Services		S	146	9,644
NextEra Energy Point Beach, LLC	Human Resources Services		S	146	51,463
NextEra Energy Point Beach, LLC	Human Resources Services		S	232	774
NextEra Energy Point Beach, LLC	Information Technology Capital Support		S	146	4,859,043
NextEra Energy Point Beach, LLC	Information Technology Capital Support Received by FPL		P	101, 107	446,671
NextEra Energy Point Beach, LLC	Information Technology Services		S	146	1,287,735
NextEra Energy Point Beach, LLC	Information Technology Services Received by FPL		P	923	17,992
NextEra Energy Point Beach, LLC	Integrated Supply Chain Services		S	146	781,858
NextEra Energy Point Beach, LLC	Integrated Supply Chain Services Received by FPL		P	408.1	11,320
NextEra Energy Point Beach, LLC	Integrated Supply Chain Services Received by FPL		P	923	20,018
NextEra Energy Point Beach, LLC	Marketing & Communication Services		S	146	81,552
NextEra Energy Point Beach, LLC	Nuclear Operations Capital Support		S	146	32,532
NextEra Energy Point Beach, LLC	Nuclear Operations Capital Support Received by FPL		P	101, 107	546,396
NextEra Energy Point Beach, LLC	Nuclear Operations Services		S	146	4,774,153
NextEra Energy Point Beach, LLC	Nuclear Operations Services Received by FPL		P	517	716,662
NextEra Energy Point Beach, LLC	Nuclear Operations Services Received by FPL		P	524	200,230
NextEra Energy Point Beach, LLC	Nuclear Support		S	146	2,103,657
NextEra Energy Point Beach, LLC	Payroll Overheads Associated with Services Provided to Affiliates		S	146	1,853,652
NextEra Energy Point Beach, LLC	Power Delivery Capital Support Received by FPL		P	101, 107	36,795
NextEra Energy Point Beach, LLC	Power Delivery Services		S	146	1,381
NextEra Energy Point Beach, LLC	Power Generation Services		S	146	336,582
NextEra Energy Point Beach, LLC	Purchase of Asset/Inventory		P	101, 107, 154	165,116

ANALYSIS OF DIVERSIFICATION ACTIVITY
Summary of Affiliated Transfers and Cost Allocations

FLORIDA POWER & LIGHT COMPANY
For the Year Ended December 31, 2023

Name of Affiliate (a)	Type of Service and/or Name of Product (b)	Relevant Contract or Agreement and Effective Date (c)	Charge for Year		
			"P" or "S" (d)	Account Number (e)	Dollar Amount (f)
NextEra Energy Point Beach, LLC	Reimbursement of Employee Expenses		P	921	68,695
NextEra Energy Point Beach, LLC	Reimbursement of Employee Expenses		S	146	264,950
NextEra Energy Point Beach, LLC	Sale of Asset/Inventory		S	146	262,219
NextEra Energy Point Beach, LLC	Storm Support		P	186	9,338
NextEra Energy Point Beach, LLC	Transfer of Incentive to Affiliate		S	146	5,375
NextEra Energy Point Beach, LLC	Transfer of Other Earnings Dollars to Affiliate		P	232	596
NextEra Energy Project Management, LLC	Accounting & Finance Services		S	146	251,546
NextEra Energy Project Management, LLC	Accounting & Finance Services Received by FPL		P	186	13,703
NextEra Energy Project Management, LLC	Accounting & Finance Services Received by FPL		P	426.5	5,503
NextEra Energy Project Management, LLC	Accounting & Finance Services Received by FPL		P	923	11,439
NextEra Energy Project Management, LLC	Allocate Telecommunication Costs to Affiliate		S	146	5,239
NextEra Energy Project Management, LLC	Allocation of Benefit Costs to Affiliate		S	146	246,741
NextEra Energy Project Management, LLC	Allocation of Consulting Costs from Affiliate		P	232	21,660
NextEra Energy Project Management, LLC	Allocation of Consulting Costs from Affiliate		P	921	54,612
NextEra Energy Project Management, LLC	Allocation of Consulting Costs from Affiliate		P	101, 107	52,048
NextEra Energy Project Management, LLC	Allocation of Expenses from Affiliate		P	921	12,822
NextEra Energy Project Management, LLC	Allocation of Expenses from Affiliate		P	101, 107	36,915
NextEra Energy Project Management, LLC	Allocation of Expenses from Affiliate		P	Various	9,452
NextEra Energy Project Management, LLC	Allocation of Expenses to Affiliate		S	146	128,993
NextEra Energy Project Management, LLC	Allocation of Rent Expense to Affiliate		S	146	118,945
NextEra Energy Project Management, LLC	Allocation of Software Costs to Affiliate		S	146	891,321
NextEra Energy Project Management, LLC	Allocation of Vendor Charges to Affiliate		S	146	689,159
NextEra Energy Project Management, LLC	Allocation of Vendor Rebate to Affiliate		P	232	1,261
NextEra Energy Project Management, LLC	Central Lab Services		S	146	1,183
NextEra Energy Project Management, LLC	Corporate Development Services		S	146	99,274
NextEra Energy Project Management, LLC	Corporate Real Estate Services		S	146	27,976
NextEra Energy Project Management, LLC	Corporate Real Estate Services Received by FPL		P	923	2,859
NextEra Energy Project Management, LLC	Credit Affiliate for Software Charges		P	232	54,612
NextEra Energy Project Management, LLC	Customer Service Support		S	146	4,531
NextEra Energy Project Management, LLC	Customer Service Support Received by FPL		P	903	4,191
NextEra Energy Project Management, LLC	Energy Marketing & Trading Services Received by FPL		P	501	714
NextEra Energy Project Management, LLC	Energy Marketing & Trading Services Received by FPL		P	547	394
NextEra Energy Project Management, LLC	Energy Marketing & Trading Services Received by FPL		P	923	1,034
NextEra Energy Project Management, LLC	Engineering & Construction Services Received by FPL		P	183	760
NextEra Energy Project Management, LLC	Engineering & Construction Services Received by FPL		P	549	3,780
NextEra Energy Project Management, LLC	Environmental Services Received by FPL		P	923	555
NextEra Energy Project Management, LLC	Federal Government Affairs Services Received by FPL		P	426.4	2,116
NextEra Energy Project Management, LLC	FPL Development Support		S	146	171,416
NextEra Energy Project Management, LLC	General Counsel Services		S	146	129,388
NextEra Energy Project Management, LLC	General Counsel Services Received by FPL		P	923	243,776

ANALYSIS OF DIVERSIFICATION ACTIVITY
Summary of Affiliated Transfers and Cost Allocations

FLORIDA POWER & LIGHT COMPANY
For the Year Ended December 31, 2023

Name of Affiliate (a)	Type of Service and/or Name of Product (b)	Relevant Contract or Agreement and Effective Date (c)	Charge for Year		
			"P" or "S" (d)	Account Number (e)	Dollar Amount (f)
NextEra Energy Project Management, LLC	General Counsel Services Received by FPL		P	930.2	1,009
NextEra Energy Project Management, LLC	Human Resources Capital Support Received by FPL		P	101, 107	83,830
NextEra Energy Project Management, LLC	Human Resources Services		S	146	8,303
NextEra Energy Project Management, LLC	Human Resources Services		S	232	19,509
NextEra Energy Project Management, LLC	Information Technology Capital Support Received by FPL		P	101, 107	1,450,791
NextEra Energy Project Management, LLC	Information Technology Services		S	146	319,884
NextEra Energy Project Management, LLC	Information Technology Services Received by FPL		P	920	83,688
NextEra Energy Project Management, LLC	Information Technology Services Received by FPL		P	923	245,125
NextEra Energy Project Management, LLC	Integrated Supply Chain Services		S	146	3,632
NextEra Energy Project Management, LLC	Integrated Supply Chain Services Received by FPL		P	408.1	8,403
NextEra Energy Project Management, LLC	Integrated Supply Chain Services Received by FPL		P	923	149,262
NextEra Energy Project Management, LLC	Integrated Supply Chain Services Received by FPL		P	Various	55,210
NextEra Energy Project Management, LLC	Marketing & Communication Services		S	146	6,839
NextEra Energy Project Management, LLC	Nuclear Operations Capital Support Received by FPL		P	101, 107	146,260
NextEra Energy Project Management, LLC	Nuclear Operations Services Received by FPL		P	120.3	1,387
NextEra Energy Project Management, LLC	Nuclear Operations Services Received by FPL		P	183	38,796
NextEra Energy Project Management, LLC	Nuclear Operations Services Received by FPL		P	517	479,835
NextEra Energy Project Management, LLC	Nuclear Operations Services Received by FPL		P	524	320,693
NextEra Energy Project Management, LLC	Nuclear Operations Services Received by FPL		P	920	9,078
NextEra Energy Project Management, LLC	Nuclear Operations Services Received by FPL		P	923	59,658
NextEra Energy Project Management, LLC	Nuclear Operations Services Received by FPL		P	Various	82,136
NextEra Energy Project Management, LLC	Payroll Overheads Associated with Services Provided to Affiliates		S	146	276,998
NextEra Energy Project Management, LLC	Power Delivery Capital Support Received by FPL		P	101, 107	93,917
NextEra Energy Project Management, LLC	Power Delivery Services		S	146	24,666
NextEra Energy Project Management, LLC	Power Delivery Services Received by FPL		P	183	14,529
NextEra Energy Project Management, LLC	Power Delivery Services Received by FPL		P	Various	36,052
NextEra Energy Project Management, LLC	Power Generation Capital Support		S	146	8,475
NextEra Energy Project Management, LLC	Power Generation Capital Support Received by FPL		P	101, 107	12,444
NextEra Energy Project Management, LLC	Power Generation Services		S	146	2,862,063
NextEra Energy Project Management, LLC	Power Generation Services Received by FPL		P	501	3,132
NextEra Energy Project Management, LLC	Power Generation Services Received by FPL		P	512	4,897
NextEra Energy Project Management, LLC	Power Generation Services Received by FPL		P	513	2,144
NextEra Energy Project Management, LLC	Power Generation Services Received by FPL		P	551	5,337
NextEra Energy Project Management, LLC	Power Generation Services Received by FPL		P	553	48,213
NextEra Energy Project Management, LLC	Power Generation Services Received by FPL		P	Various	129,034
NextEra Energy Project Management, LLC	Project Development Services Received by FPL		P	183	31,023
NextEra Energy Project Management, LLC	Project Development Services Received by FPL		P	549	30,798
NextEra Energy Project Management, LLC	Reimbursement of Employee Expenses		P	131	704
NextEra Energy Project Management, LLC	Reimbursement of Employee Expenses		P	921	367,143
NextEra Energy Project Management, LLC	Reimbursement of Employee Expenses		S	146	123,624

ANALYSIS OF DIVERSIFICATION ACTIVITY
Summary of Affiliated Transfers and Cost Allocations

FLORIDA POWER & LIGHT COMPANY
For the Year Ended December 31, 2023

Name of Affiliate (a)	Type of Service and/or Name of Product (b)	Relevant Contract or Agreement and Effective Date (c)	Charge for Year		
			"P" or "S" (d)	Account Number (e)	Dollar Amount (f)
NextEra Energy Project Management, LLC	Solar Development Capital Support Received by FPL		P	101, 107	446,057
NextEra Energy Project Management, LLC	Storm Support		P	186	79,003
NextEra Energy Project Management, LLC	Transfer of Other Earnings Dollars to Affiliate		P	232	7,247
NextEra Energy Renewable Services, LLC	Allocate Telecommunication Costs to Affiliate		S	146	1,755
NextEra Energy Renewable Services, LLC	Allocation of Expenses to Affiliate		S	146	33,705
NextEra Energy Renewable Services, LLC	Allocation of Software Costs to Affiliate		S	146	868
NextEra Energy Renewable Services, LLC	Central Lab Services		S	146	2,855
NextEra Energy Renewable Services, LLC	Engineering & Construction Services		S	146	13,578
NextEra Energy Renewable Services, LLC	Information Technology Capital Support		S	146	27,513
NextEra Energy Renewable Services, LLC	Information Technology Services		S	146	9,378
NextEra Energy Renewable Services, LLC	Integrated Supply Chain Services		S	146	22,300
NextEra Energy Renewable Services, LLC	Payroll Overheads Associated with Services Provided to Affiliates		S	146	27,565
NextEra Energy Renewable Services, LLC	Reimbursement of Employee Expenses		S	146	1,691
NextEra Energy Resources Development, LLC	Allocate Telecommunication Costs to Affiliate		S	146	16,988
NextEra Energy Resources Development, LLC	Allocation of Consulting Costs from Affiliate		P	232	132,082
NextEra Energy Resources Development, LLC	Allocation of Consulting Costs from Affiliate		P	921	45,510
NextEra Energy Resources Development, LLC	Allocation of Expenses from Affiliate		P	232	1,249
NextEra Energy Resources Development, LLC	Allocation of Expenses from Affiliate		P	426.5	657
NextEra Energy Resources Development, LLC	Allocation of Expenses from Affiliate		P	Various	10,365
NextEra Energy Resources Development, LLC	Allocation of Expenses to Affiliate		S	146	106,735
NextEra Energy Resources Development, LLC	Allocation of Software Costs to Affiliate		S	146	752,446
NextEra Energy Resources Development, LLC	Allocation of Vendor Charges to Affiliate		S	146	1,147,013
NextEra Energy Resources Development, LLC	Allocation of Vendor Rebate to Affiliate		P	232	789
NextEra Energy Resources Development, LLC	Corporate Real Estate Services		S	146	123,158
NextEra Energy Resources Development, LLC	Credit Affiliate for Software Charges		P	232	45,510
NextEra Energy Resources Development, LLC	Customer Service Support		S	146	1,381
NextEra Energy Resources Development, LLC	Engineering & Construction Services		S	146	67,523
NextEra Energy Resources Development, LLC	Environmental Services		S	146	26,583
NextEra Energy Resources Development, LLC	General Counsel Services		S	146	111,409
NextEra Energy Resources Development, LLC	Information Technology Capital Support		S	146	29,710
NextEra Energy Resources Development, LLC	Information Technology Services		S	146	35,428
NextEra Energy Resources Development, LLC	Integrated Supply Chain Services		S	146	2,697
NextEra Energy Resources Development, LLC	Marketing & Communication Services		S	146	631,812
NextEra Energy Resources Development, LLC	Payroll Overheads Associated with Services Provided to Affiliates		S	146	60,732
NextEra Energy Resources Development, LLC	Power Delivery Services		S	146	4,849
NextEra Energy Resources Development, LLC	Project Development Services		S	146	1,284,807
NextEra Energy Resources Development, LLC	Reimbursement of Employee Expenses		S	146	15,921
NextEra Energy Resources LLC	Accounting & Finance Capital Support Received by FPL		P	101, 107	50,182
NextEra Energy Resources LLC	Accounting & Finance Services Received by FPL		P	186	6,202
NextEra Energy Resources LLC	Accounting & Finance Services Received by FPL		P	426.5	15,223

ANALYSIS OF DIVERSIFICATION ACTIVITY
Summary of Affiliated Transfers and Cost Allocations

FLORIDA POWER & LIGHT COMPANY
For the Year Ended December 31, 2023

Name of Affiliate (a)	Type of Service and/or Name of Product (b)	Relevant Contract or Agreement and Effective Date (c)	Charge for Year		
			"P" or "S" (d)	Account Number (e)	Dollar Amount (f)
NextEra Energy Resources LLC	Accounting & Finance Services Received by FPL		P	920	99,551
NextEra Energy Resources LLC	Accounting & Finance Services Received by FPL		P	921	505
NextEra Energy Resources LLC	Accounting & Finance Services Received by FPL		P	923	3,275,112
NextEra Energy Resources LLC	Accounting & Finance Services Received by FPL		P	930.2	14,060
NextEra Energy Resources LLC	Accounting & Finance Services Received by FPL		P	101, 107	47,042
NextEra Energy Resources LLC	Allocation of Benefit Costs from Affiliate		P	228.3	11,946
NextEra Energy Resources LLC	Allocate Telecommunication Costs		P	921	172,596
NextEra Energy Resources LLC	Allocation of Bank Service Fees		P	921	260,975
NextEra Energy Resources LLC	Allocation of Benefit Costs to Affiliate		P	926	29,557
NextEra Energy Resources LLC	Allocation of Capital Expenses from Affiliate		P	101, 107	114,432
NextEra Energy Resources LLC	Allocation of Consulting Costs from Affiliate		P	232	903,952
NextEra Energy Resources LLC	Allocation of Consulting Costs from Affiliate		P	408.1	28,800
NextEra Energy Resources LLC	Allocation of Consulting Costs from Affiliate		P	426.5	29,289
NextEra Energy Resources LLC	Allocation of Consulting Costs from Affiliate		P	506	4,400
NextEra Energy Resources LLC	Allocation of Consulting Costs from Affiliate		P	565	310,000
NextEra Energy Resources LLC	Allocation of Consulting Costs from Affiliate		P	923	978,936
NextEra Energy Resources LLC	Allocation of Consulting Costs from Affiliate		P	101, 107	3,319,866
NextEra Energy Resources LLC	Allocation of Consulting Costs from Affiliate		P	Various	26,296
NextEra Energy Resources LLC	Allocation of Contractor Expenses from Affiliate		P	923	1,448
NextEra Energy Resources LLC	Allocation of Contractor Expenses from Affiliate		P	935	582
NextEra Energy Resources LLC	Allocation of Contractor Expenses from Affiliate		P	101, 107	6,112
NextEra Energy Resources LLC	Allocation of Expenses from Affiliate		P	234	40,400
NextEra Energy Resources LLC	Allocation of Expenses from Affiliate		P	232	53,146
NextEra Energy Resources LLC	Allocation of Expenses from Affiliate		P	234	914
NextEra Energy Resources LLC	Allocation of Expenses from Affiliate		P	501	42,208
NextEra Energy Resources LLC	Allocation of Expenses from Affiliate		P	551	931
NextEra Energy Resources LLC	Allocation of Expenses from Affiliate		P	557	21,227
NextEra Energy Resources LLC	Allocation of Expenses from Affiliate		P	920	76,589
NextEra Energy Resources LLC	Allocation of Expenses from Affiliate		P	921	139,654
NextEra Energy Resources LLC	Allocation of Expenses from Affiliate		P	923	451,730
NextEra Energy Resources LLC	Allocation of Expenses from Affiliate		P	926	4,556
NextEra Energy Resources LLC	Allocation of Expenses from Affiliate		P	930.2	60,990
NextEra Energy Resources LLC	Allocation of Expenses from Affiliate		P	101, 107	945,947
NextEra Energy Resources LLC	Allocation of Expenses from Affiliate		P	Various	791,274
NextEra Energy Resources LLC	Allocation of Fuel Expenses from Affiliate		P	101, 107	522
NextEra Energy Resources LLC	Allocation of Insurance Premium Charges		P	234	57,978
NextEra Energy Resources LLC	Allocation of Legal Expenses by Affiliate		P	923	48,214
NextEra Energy Resources LLC	Allocation of Project Costs from Affiliate		P	101, 107	3,000
NextEra Energy Resources LLC	Allocation of Software Costs		P	232	68,265
NextEra Energy Resources LLC	Allocation of Software Costs		P	921	202,090

ANALYSIS OF DIVERSIFICATION ACTIVITY
Summary of Affiliated Transfers and Cost Allocations

FLORIDA POWER & LIGHT COMPANY
For the Year Ended December 31, 2023

Name of Affiliate (a)	Type of Service and/or Name of Product (b)	Relevant Contract or Agreement and Effective Date (c)	Charge for Year		
			"P" or "S" (d)	Account Number (e)	Dollar Amount (f)
NextEra Energy Resources LLC	Allocation of Telecommunication Costs		P	921	5,792
NextEra Energy Resources LLC	Allocation of Telecommunication Costs		P	923	821
NextEra Energy Resources LLC	Allocation of Telecommunication Costs		P	101, 107	40,728
NextEra Energy Resources LLC	Allocation of Telecommunication Costs		P	Various	9,299
NextEra Energy Resources LLC	Allocation of Vendor Rebate to Affiliate		P	184	307,476
NextEra Energy Resources LLC	Allocation of Vendor Rebate to Affiliate		P	232	15,451
NextEra Energy Resources LLC	Call Center Services Received by FPL		P	903	8,439
NextEra Energy Resources LLC	Compensation, Deferred Comp, Incentives, Stock Awards, RSA Amortization, Pension & Other Employee Benefits Plans		P	165	717
NextEra Energy Resources LLC	Compensation, Deferred Comp, Incentives, Stock Awards, RSA Amortization, Pension & Other Employee Benefits Plans		P	920	267,278
NextEra Energy Resources LLC	Compensation, Deferred Comp, Incentives, Stock Awards, RSA Amortization, Pension & Other Employee Benefits Plans		P	923	167,879
NextEra Energy Resources LLC	Compensation, Deferred Comp, Incentives, Stock Awards, RSA Amortization, Pension & Other Employee Benefits Plans		P	925	817
NextEra Energy Resources LLC	Compensation, Deferred Comp, Incentives, Stock Awards, RSA Amortization, Pension & Other Employee Benefits Plans		P	Various	301
NextEra Energy Resources LLC	Corporate Development Services Received by FPL		P	920	4,384
NextEra Energy Resources LLC	Corporate Development Services Received by FPL		P	923	232,572
NextEra Energy Resources LLC	Corporate Real Estate Capital Support Received by FPL		P	101, 107	19,868
NextEra Energy Resources LLC	Corporate Real Estate Services Received by FPL		P	920	1,309
NextEra Energy Resources LLC	Corporate Real Estate Services Received by FPL		P	923	4,073
NextEra Energy Resources LLC	Corporate Real Estate Services Received by FPL		P	935	2,080
NextEra Energy Resources LLC	Corporate Security Capital Support Received by FPL		P	101, 107	10,455
NextEra Energy Resources LLC	Corporate Services Charge to Affiliate		P	923	1,257
NextEra Energy Resources LLC	Credit Affiliate for Software Charges		P	232	68,265
NextEra Energy Resources LLC	Customer Service Capital Support Received by FPL		P	101, 107	11,150
NextEra Energy Resources LLC	Customer Service Support Received by FPL		P	580	1,553
NextEra Energy Resources LLC	Customer Service Support Received by FPL		P	590	1,553
NextEra Energy Resources LLC	Customer Service Support Received by FPL		P	903	423
NextEra Energy Resources LLC	Energy Marketing & Trading Capital Support Received by FPL		P	101, 107	272,137
NextEra Energy Resources LLC	Energy Marketing & Trading Services Received by FPL		P	501	39,020
NextEra Energy Resources LLC	Energy Marketing & Trading Services Received by FPL		P	547	276,209
NextEra Energy Resources LLC	Energy Marketing & Trading Services Received by FPL		P	557	74,210
NextEra Energy Resources LLC	Energy Marketing & Trading Services Received by FPL		P	908	19,235
NextEra Energy Resources LLC	Energy Marketing & Trading Services Received by FPL		P	923	166,088
NextEra Energy Resources LLC	Engineering & Construction Capital Support Received by FPL		P	101, 107	1,529,062
NextEra Energy Resources LLC	Engineering & Construction Services Received by FPL		P	183	143,964
NextEra Energy Resources LLC	Engineering & Construction Services Received by FPL		P	549	783
NextEra Energy Resources LLC	Environmental Capital Support Received by FPL		P	101, 107	42,465
NextEra Energy Resources LLC	Environmental Services Received by FPL		P	186	2,456
NextEra Energy Resources LLC	Environmental Services Received by FPL		P	253	3,338
NextEra Energy Resources LLC	Environmental Services Received by FPL		P	529	3,168
NextEra Energy Resources LLC	Environmental Services Received by FPL		P	920	13,481
NextEra Energy Resources LLC	Environmental Services Received by FPL		P	923	166,683

ANALYSIS OF DIVERSIFICATION ACTIVITY
Summary of Affiliated Transfers and Cost Allocations

FLORIDA POWER & LIGHT COMPANY
For the Year Ended December 31, 2023

Name of Affiliate (a)	Type of Service and/or Name of Product (b)	Relevant Contract or Agreement and Effective Date (c)	Charge for Year		
			"P" or "S" (d)	Account Number (e)	Dollar Amount (f)
NextEra Energy Resources LLC	External Affairs Services Received by FPL		P	426.5	1,463
NextEra Energy Resources LLC	External Affairs Services Received by FPL		P	923	54,922
NextEra Energy Resources LLC	Fleet Services Charged to Overhead Pool		P	Various	77,702
NextEra Energy Resources LLC	General Counsel Services Received by FPL		P	426.5	872
NextEra Energy Resources LLC	General Counsel Services Received by FPL		P	588	8,166
NextEra Energy Resources LLC	General Counsel Services Received by FPL		P	920	35,998
NextEra Energy Resources LLC	General Counsel Services Received by FPL		P	921	3,305
NextEra Energy Resources LLC	General Counsel Services Received by FPL		P	923	771,168
NextEra Energy Resources LLC	General Counsel Services Received by FPL		P	925	1,538
NextEra Energy Resources LLC	General Counsel Services Received by FPL		P	930.2	29,420
NextEra Energy Resources LLC	Human Resources Services		S	232	153,919
NextEra Energy Resources LLC	Human Resources Services		S	234	2,019
NextEra Energy Resources LLC	Human Resources Services Received by FPL		P	920	14,753
NextEra Energy Resources LLC	Human Resources Services Received by FPL		P	923	148,057
NextEra Energy Resources LLC	Information Technology Capital Support Received by FPL		P	101, 107	8,889,896
NextEra Energy Resources LLC	Information Technology Services Received by FPL		P	524	150,332
NextEra Energy Resources LLC	Information Technology Services Received by FPL		P	580	2,869
NextEra Energy Resources LLC	Information Technology Services Received by FPL		P	910	8,523
NextEra Energy Resources LLC	Information Technology Services Received by FPL		P	920	730,517
NextEra Energy Resources LLC	Information Technology Services Received by FPL		P	923	418,783
NextEra Energy Resources LLC	Information Technology Services Received by FPL		P	Various	136,469
NextEra Energy Resources LLC	Integrated Supply Chain Capital Support Received by FPL		P	101, 107	526,494
NextEra Energy Resources LLC	Integrated Supply Chain Services Received by FPL		P	408.1	91,094
NextEra Energy Resources LLC	Integrated Supply Chain Services Received by FPL		P	524	3,634
NextEra Energy Resources LLC	Integrated Supply Chain Services Received by FPL		P	593	427
NextEra Energy Resources LLC	Integrated Supply Chain Services Received by FPL		P	920	169,997
NextEra Energy Resources LLC	Integrated Supply Chain Services Received by FPL		P	923	803,123
NextEra Energy Resources LLC	Integrated Supply Chain Services Received by FPL		P	935	167,198
NextEra Energy Resources LLC	Integrated Supply Chain Services Received by FPL		P	Various	899,623
NextEra Energy Resources LLC	Marketing & Communication Services Received by FPL		P	426.5	915
NextEra Energy Resources LLC	Marketing & Communication Services Received by FPL		P	923	10,512
NextEra Energy Resources LLC	Nuclear Operations Capital Support Received by FPL		P	101, 107	250,501
NextEra Energy Resources LLC	Nuclear Operations Services Received by FPL		P	120.1	5,008
NextEra Energy Resources LLC	Purchase of Inventory		P	154	7,864
NextEra Energy Resources LLC	Nuclear Operations Services Received by FPL		P	183	1,124
NextEra Energy Resources LLC	Nuclear Operations Services Received by FPL		P	517	3,004
NextEra Energy Resources LLC	Nuclear Operations Services Received by FPL		P	524	182,677
NextEra Energy Resources LLC	Nuclear Operations Services Received by FPL		P	528	18,310
NextEra Energy Resources LLC	Nuclear Operations Services Received by FPL		P	531	805
NextEra Energy Resources LLC	Nuclear Operations Services Received by FPL		P	920	26,603

ANALYSIS OF DIVERSIFICATION ACTIVITY
Summary of Affiliated Transfers and Cost Allocations

FLORIDA POWER & LIGHT COMPANY
For the Year Ended December 31, 2023

Name of Affiliate (a)	Type of Service and/or Name of Product (b)	Relevant Contract or Agreement and Effective Date (c)	Charge for Year		
			"P" or "S" (d)	Account Number (e)	Dollar Amount (f)
NextEra Energy Resources LLC	Nuclear Operations Services Received by FPL		P	Various	65,230
NextEra Energy Resources LLC	Power Delivery Capital Support Received by FPL		P	101, 107	634,275
NextEra Energy Resources LLC	Power Delivery Services Received by FPL		P	253	507
NextEra Energy Resources LLC	Power Delivery Services Received by FPL		P	560	2,216
NextEra Energy Resources LLC	Power Delivery Services Received by FPL		P	Various	279,733
NextEra Energy Resources LLC	Power Generation Capital Support Received by FPL		P	101, 107	5,673,009
NextEra Energy Resources LLC	Power Generation Services Received by FPL		P	182.3	7,584
NextEra Energy Resources LLC	Power Generation Services Received by FPL		P	234	5,895
NextEra Energy Resources LLC	Power Generation Services Received by FPL		P	500	11,728
NextEra Energy Resources LLC	Power Generation Services Received by FPL		P	506	368,878
NextEra Energy Resources LLC	Power Generation Services Received by FPL		P	509	1,100
NextEra Energy Resources LLC	Power Generation Services Received by FPL		P	510	15,902
NextEra Energy Resources LLC	Power Generation Services Received by FPL		P	512	8,762
NextEra Energy Resources LLC	Power Generation Services Received by FPL		P	513	6,564
NextEra Energy Resources LLC	Power Generation Services Received by FPL		P	546	316,318
NextEra Energy Resources LLC	Power Generation Services Received by FPL		P	548	2,806
NextEra Energy Resources LLC	Power Generation Services Received by FPL		P	549	434,982
NextEra Energy Resources LLC	Power Generation Services Received by FPL		P	551	508,719
NextEra Energy Resources LLC	Power Generation Services Received by FPL		P	552	6,810
NextEra Energy Resources LLC	Power Generation Services Received by FPL		P	553	100,234
NextEra Energy Resources LLC	Power Generation Services Received by FPL		P	554	10,059
NextEra Energy Resources LLC	Power Generation Services Received by FPL		P	Various	139,085
NextEra Energy Resources LLC	Project Development Capital Support Received by FPL		P	101, 107	86,373
NextEra Energy Resources LLC	Project Development Capital Support Received by FPL		P	101, 107	92,944
NextEra Energy Resources LLC	Project Development Services Received by FPL		P	426.5	8,234
NextEra Energy Resources LLC	Project Development Services Received by FPL		P	506	7,000
NextEra Energy Resources LLC	Project Development Services Received by FPL		P	549	48,811
NextEra Energy Resources LLC	Project Development Services Received by FPL		P	920	4,437
NextEra Energy Resources LLC	Project Development Services Received by FPL		P	921	774
NextEra Energy Resources LLC	Project Development Services Received by FPL		P	923	9,960
NextEra Energy Resources LLC	Project Development Services Received by FPL		P	183	132,488
NextEra Energy Resources LLC	Project Development Services Received by FPL		P	506	12,005
NextEra Energy Resources LLC	Project Development Services Received by FPL		P	549	30,881
NextEra Energy Resources LLC	Project Development Services Received by FPL		P	923	3,289
NextEra Energy Resources LLC	Reclassification of prior year activities		P	903	57,179
NextEra Energy Resources LLC	Reimburse Affiliate for Aviation Services		P	183	4,238
NextEra Energy Resources LLC	Reimburse Affiliate for Aviation Services		P	426.5	8,407
NextEra Energy Resources LLC	Reimburse Affiliate for Aviation Services		P	517	4,349
NextEra Energy Resources LLC	Reimburse Affiliate for Aviation Services		P	524	3,359
NextEra Energy Resources LLC	Reimburse Affiliate for Aviation Services		P	921	269,162

ANALYSIS OF DIVERSIFICATION ACTIVITY
Summary of Affiliated Transfers and Cost Allocations

FLORIDA POWER & LIGHT COMPANY
For the Year Ended December 31, 2023

Name of Affiliate (a)	Type of Service and/or Name of Product (b)	Relevant Contract or Agreement and Effective Date (c)	Charge for Year		
			"P" or "S" (d)	Account Number (e)	Dollar Amount (f)
NextEra Energy Resources LLC	Reimburse Affiliate for Aviation Services		P	Various	67,643
NextEra Energy Resources LLC	Reimburse Affiliate for Board of Directors Expenses		P	921	21,221
NextEra Energy Resources LLC	Reimburse Affiliate for Consulting Fees		P	923	150,000
NextEra Energy Resources LLC	Reimburse Affiliate for Employee Expenses		P	923	49,523
NextEra Energy Resources LLC	Reimburse Affiliate for Legal Costs		P	923	2,117
NextEra Energy Resources LLC	Reimburse Affiliate for Project Costs		P	101, 107	32,723
NextEra Energy Resources LLC	Reimburse Affiliate for Sponsorship Expenses		P	426.4	2,500
NextEra Energy Resources LLC	Reimbursement of Employee Expenses		P	131	530
NextEra Energy Resources LLC	Reimbursement of Employee Expenses		S	506	486
NextEra Energy Resources LLC	Reimbursement of Employee Expenses		P	517	914
NextEra Energy Resources LLC	Reimbursement of Employee Expenses		P	524	543
NextEra Energy Resources LLC	Reimbursement of Employee Expenses		P	557	2,909
NextEra Energy Resources LLC	Reimbursement of Employee Expenses		P	921	835,408
NextEra Energy Resources LLC	Reimbursement of Employee Expenses		P	Various	5,805
NextEra Energy Resources LLC	Reimbursement of Internal Audit Expenses		P	923	2,200
NextEra Energy Resources LLC	Risk Management Services Received by FPL		P	923	65,765
NextEra Energy Resources LLC	Risk Management Services Received by FPL		P	Various	60,137
NextEra Energy Resources LLC	Sales Program Support Received by FPL		P	580	1,332
NextEra Energy Resources LLC	Software Purchases		P	923	10,867
NextEra Energy Resources LLC	Solar Development Capital Support Received by FPL		P	101, 107	1,798,896
NextEra Energy Resources LLC	Solar Development Support Received by FPL		P	183	329,873
NextEra Energy Resources LLC	Solar Development Support Received by FPL		P	506	31,357
NextEra Energy Resources LLC	Solar Development Support Received by FPL		P	549	2,924
NextEra Energy Resources LLC	Solar Development Support Received by FPL		P	Various	2,763
NextEra Energy Resources LLC	Storm Support		P	186	627,024
NextEra Energy Resources LLC	Transfer of Employee Benefits Costs from Affiliate		P	228.3	16,398
NextEra Energy Resources LLC	Transfer of Other Earnings Dollars to Affiliate		P	232	214,436
NextEra Energy Resources O&M Services, LLC	Allocate Telecommunication Costs to Affiliate		S	146	1,861
NextEra Energy Resources O&M Services, LLC	Allocation of Expenses to Affiliate		S	146	434
NextEra Energy Resources O&M Services, LLC	Central Lab Services		S	146	972
NextEra Energy Resources O&M Services, LLC	General Counsel Services		S	146	1,917
NextEra Energy Resources O&M Services, LLC	Information Technology Services		S	146	1,972
NextEra Energy Resources O&M Services, LLC	Payroll Overheads Associated with Services Provided to Affiliates		S	146	22,179
NextEra Energy Resources O&M Services, LLC	Power Generation Services		S	146	8,322
NextEra Energy Resources O&M Services, LLC	Reimbursement of Employee Expenses		S	146	1,976
NextEra Energy Resources, LLC	Accounting & Finance Services		S	146	4,099,589
NextEra Energy Resources, LLC	Allocate Telecommunication Costs to Affiliate		S	146	270,439
NextEra Energy Resources, LLC	Allocation of Bank Fee Credits to Affiliate		S	146	121,926
NextEra Energy Resources, LLC	Allocation of Benefit Costs to Affiliate		S	146	3,763,373
NextEra Energy Resources, LLC	Allocation of Benefit Costs to Affiliate		S	146	12,452

ANALYSIS OF DIVERSIFICATION ACTIVITY
Summary of Affiliated Transfers and Cost Allocations

FLORIDA POWER & LIGHT COMPANY
For the Year Ended December 31, 2023

Name of Affiliate (a)	Type of Service and/or Name of Product (b)	Relevant Contract or Agreement and Effective Date (c)	Charge for Year		
			"P" or "S" (d)	Account Number (e)	Dollar Amount (f)
NextEra Energy Resources, LLC	Allocation of Expenses to Affiliate		S	146	2,652,702
NextEra Energy Resources, LLC	Allocation of Project Costs to Affiliate		S	146	492,285
NextEra Energy Resources, LLC	Allocation of Rent Expense to Affiliate		S	146	44,054
NextEra Energy Resources, LLC	Allocation of Software Costs to Affiliate		S	146	4,972,636
NextEra Energy Resources, LLC	Allocation of Vendor Charges to Affiliate		S	146	13,345,193
NextEra Energy Resources, LLC	Allocation of Vendor Credit to Affiliate		S	146	91,334
NextEra Energy Resources, LLC	Charge for Affiliate Share of Insurance Premium		S	146	782,488
NextEra Energy Resources, LLC	Compensation, Deferred Comp, Incentives, Stock Awards, RSA Amortization, Pension & Other Employee Benefits Plans		S	146	1,928,884
NextEra Energy Resources, LLC	Corporate Development Services		S	146	15,504
NextEra Energy Resources, LLC	Corporate Real Estate Services		S	146	2,164,874
NextEra Energy Resources, LLC	Corporate Security Capital Support		S	146	2,305
NextEra Energy Resources, LLC	Corporate Security Services		S	146	60,706
NextEra Energy Resources, LLC	Corporate Service Charge to Affiliate		S	146	67,819,507
NextEra Energy Resources, LLC	Corporate Systems Usage Billing		S	146	5,700
NextEra Energy Resources, LLC	Credit for Affiliate Share of Insurance Premium		S	146	35,881
NextEra Energy Resources, LLC	Energy Marketing & Trading Services		S	146	58,246
NextEra Energy Resources, LLC	Engineering & Construction Services		S	146	289,965
NextEra Energy Resources, LLC	Environmental Services		S	146	149,934
NextEra Energy Resources, LLC	Executive Support		S	146	52,764
NextEra Energy Resources, LLC	External Affairs Support		S	146	7,078
NextEra Energy Resources, LLC	FPL Development Support		S	146	1,347
NextEra Energy Resources, LLC	General Counsel Services		S	146	579,689
NextEra Energy Resources, LLC	Human Resources Services		S	146	1,877,221
NextEra Energy Resources, LLC	Information Technology Capital Support		S	146	13,030,329
NextEra Energy Resources, LLC	Information Technology Services		S	146	7,536,191
NextEra Energy Resources, LLC	Integrated Supply Chain Services		S	146	1,034,368
NextEra Energy Resources, LLC	Internal Audit Services		S	146	907,265
NextEra Energy Resources, LLC	Marketing & Communication Services		S	146	314,390
NextEra Energy Resources, LLC	Payroll Overheads Associated with Services Provided to Affiliates		S	146	2,920,718
NextEra Energy Resources, LLC	Power Delivery Services		S	146	391,982
NextEra Energy Resources, LLC	Power Generation Capital Support		S	146	156,679
NextEra Energy Resources, LLC	Power Generation Services		S	146	1,157,283
NextEra Energy Resources, LLC	Regulatory Affairs Services		S	146	154,698
NextEra Energy Resources, LLC	Reimbursement of Employee Expenses		S	146	409,721
NextEra Energy Resources, LLC	Risk Management Services		S	146	88,618
NextEra Energy Resources, LLC	Solar Development Support		S	146	132,371
NextEra Energy Resources, LLC	Space and Furniture Billing		S	454	669,614
NextEra Energy Resources, LLC	Strategy & Operational Development Support		S	146	9,871
NextEra Energy Seabrook, LLC	Accounting & Finance Services		S	146	234,012
NextEra Energy Seabrook, LLC	Allocate Telecommunication Costs to Affiliate		S	146	10,806

ANALYSIS OF DIVERSIFICATION ACTIVITY
Summary of Affiliated Transfers and Cost Allocations

FLORIDA POWER & LIGHT COMPANY
For the Year Ended December 31, 2023

Name of Affiliate (a)	Type of Service and/or Name of Product (b)	Relevant Contract or Agreement and Effective Date (c)	Charge for Year		
			"P" or "S" (d)	Account Number (e)	Dollar Amount (f)
NextEra Energy Seabrook, LLC	Allocation of Benefit Costs to Affiliate		S	146	84,410
NextEra Energy Seabrook, LLC	Allocation of Consulting Costs from Affiliate		P	232	1,988
NextEra Energy Seabrook, LLC	Allocation of Consulting Costs from Affiliate		P	923	17,651
NextEra Energy Seabrook, LLC	Allocation of Contractor Expenses from Affiliate		P	923	379
NextEra Energy Seabrook, LLC	Allocation of Expenses from Affiliate		P	517	6,030
NextEra Energy Seabrook, LLC	Allocation of Expenses from Affiliate		P	524	1,648
NextEra Energy Seabrook, LLC	Allocation of Expenses from Affiliate		P	921	458
NextEra Energy Seabrook, LLC	Allocation of Expenses to Affiliate		S	146	196,903
NextEra Energy Seabrook, LLC	Allocation of Software Costs to Affiliate		S	146	64,933
NextEra Energy Seabrook, LLC	Allocation of Vendor Charges to Affiliate		S	146	1,835,511
NextEra Energy Seabrook, LLC	Allocation of Vendor Rebate to Affiliate		P	232	2,995
NextEra Energy Seabrook, LLC	Central Lab Services		S	146	3,290
NextEra Energy Seabrook, LLC	Charge for Affiliate Share of Insurance Premium		S	146	64,485
NextEra Energy Seabrook, LLC	Compensation, Deferred Comp, Incentives, Stock Awards, RSA Amortization, Pension & Other Employee Benefits Plans		S	146	334,134
NextEra Energy Seabrook, LLC	Engineering & Construction Services		S	146	13,183
NextEra Energy Seabrook, LLC	General Counsel Services		S	146	75,453
NextEra Energy Seabrook, LLC	Human Resources Services		S	146	60,203
NextEra Energy Seabrook, LLC	Human Resources Services		S	232	1,160
NextEra Energy Seabrook, LLC	Information Technology Capital Support		S	146	4,856,530
NextEra Energy Seabrook, LLC	Information Technology Capital Support Received by FPL		P	101, 107	209,547
NextEra Energy Seabrook, LLC	Information Technology Services		S	146	752,111
NextEra Energy Seabrook, LLC	Information Technology Services Received by FPL		P	923	53,698
NextEra Energy Seabrook, LLC	Integrated Supply Chain Services		S	146	737,410
NextEra Energy Seabrook, LLC	Integrated Supply Chain Services Received by FPL		P	935	8,712
NextEra Energy Seabrook, LLC	Marketing & Communication Services		S	146	72,118
NextEra Energy Seabrook, LLC	Marketing & Communication Services Received by FPL		P	920	7,227
NextEra Energy Seabrook, LLC	Nuclear Operations Capital Support		S	146	30,194
NextEra Energy Seabrook, LLC	Nuclear Operations Capital Support Received by FPL		P	101, 107	587,546
NextEra Energy Seabrook, LLC	Nuclear Operations Services		S	146	6,468,229
NextEra Energy Seabrook, LLC	Nuclear Operations Services Received by FPL		P	183	7,084
NextEra Energy Seabrook, LLC	Nuclear Operations Services Received by FPL		P	517	290,198
NextEra Energy Seabrook, LLC	Nuclear Operations Services Received by FPL		P	519	123,322
NextEra Energy Seabrook, LLC	Nuclear Operations Services Received by FPL		P	524	132,839
NextEra Energy Seabrook, LLC	Payroll Overheads Associated with Services Provided to Affiliates		S	146	1,317,791
NextEra Energy Seabrook, LLC	Power Delivery Capital Support		S	146	199,575
NextEra Energy Seabrook, LLC	Power Delivery Capital Support Received by FPL		P	101, 107	231,145
NextEra Energy Seabrook, LLC	Power Delivery Services		S	146	370,039
NextEra Energy Seabrook, LLC	Power Delivery Services Received by FPL		P	183	2,187
NextEra Energy Seabrook, LLC	Power Generation Services		S	146	371,918
NextEra Energy Seabrook, LLC	Purchase of Asset/Inventory		P	101, 107, 154	160,829

ANALYSIS OF DIVERSIFICATION ACTIVITY
Summary of Affiliated Transfers and Cost Allocations

FLORIDA POWER & LIGHT COMPANY
For the Year Ended December 31, 2023

Name of Affiliate (a)	Type of Service and/or Name of Product (b)	Relevant Contract or Agreement and Effective Date (c)	Charge for Year		
			"P" or "S" (d)	Account Number (e)	Dollar Amount (f)
NextEra Energy Seabrook, LLC	Reimbursement of Employee Expenses		P	131	1,682
NextEra Energy Seabrook, LLC	Reimbursement of Employee Expenses		P	921	126,291
NextEra Energy Seabrook, LLC	Reimbursement of Employee Expenses		S	146	155,840
NextEra Energy Seabrook, LLC	Sale of Asset/Inventory		S	146	365,663
NextEra Energy Seabrook, LLC	Storm Support		P	186	4,573
NextEra Energy Seabrook, LLC	Transfer of Incentive to Affiliate		S	146	10,750
NextEra Energy Solutions, LLC	Allocation of Vendor Charges to Affiliate		S	146	1,620
NextEra Energy Solutions, LLC	Donation Contribution		S	146	15,000
NextEra Energy Solutions, LLC	Energy Marketing & Trading Services		S	146	51,847
NextEra Energy Solutions, LLC	External Affairs Support		S	146	2,207
NextEra Energy Solutions, LLC	Information Technology Services		S	146	3,000
NextEra Energy Solutions, LLC	Marketing & Communication Services		S	146	10,385
NextEra Energy Solutions, LLC	Payroll Overheads Associated with Services Provided to Affiliates		S	146	74,947
NextEra Energy Solutions, LLC	Reimbursement of Employee Expenses		S	146	49,963
NextEra Energy Solutions, LLC	Sales Program Support		S	146	77,773
Nextera Energy Transmission Midatlantic, Inc	Accounting & Finance Services		S	146	28,844
Nextera Energy Transmission Midatlantic, Inc	Allocation of Expenses to Affiliate		S	146	1,209
Nextera Energy Transmission Midatlantic, Inc	Allocation of Software Costs to Affiliate		S	146	348
Nextera Energy Transmission Midatlantic, Inc	Allocation of Vendor Charges to Affiliate		S	146	5,752
Nextera Energy Transmission Midatlantic, Inc	Engineering & Construction Services		S	146	78,562
Nextera Energy Transmission Midatlantic, Inc	General Counsel Services		S	146	11,962
Nextera Energy Transmission Midatlantic, Inc	Payroll Overheads Associated with Services Provided to Affiliates		S	146	40,984
Nextera Energy Transmission Midatlantic, Inc	Power Delivery Capital Support		S	146	27,013
Nextera Energy Transmission Midatlantic, Inc	Power Delivery Services		S	146	15,789
Nextera Energy Transmission Midatlantic, Inc	Reimbursement of Employee Expenses		S	146	6,872
NextEra Energy Transmission Midwest, LLC	Accounting & Finance Services		S	146	23,413
NextEra Energy Transmission Midwest, LLC	Payroll Overheads Associated with Services Provided to Affiliates		S	146	5,862
NextEra Energy Transmission Midwest, LLC	Power Delivery Services		S	146	5,318
NextEra Energy Transmission Midwest, LLC	Reimbursement of Employee Expenses		S	146	3,901
NextEra Energy Transmission New York Holdings, LLC	Accounting & Finance Services		S	146	5,161
NextEra Energy Transmission New York Holdings, LLC	Allocation of Expenses from Affiliate		P	232	73,667
NextEra Energy Transmission New York Holdings, LLC	Allocation of Expenses to Affiliate		S	146	54,183
NextEra Energy Transmission New York Holdings, LLC	Allocation of Software Costs to Affiliate		S	146	392
NextEra Energy Transmission New York Holdings, LLC	Allocation of Vendor Charges to Affiliate		S	146	164,043
NextEra Energy Transmission New York Holdings, LLC	Corporate Real Estate Services		S	146	69,396
NextEra Energy Transmission New York Holdings, LLC	Corporate Security Services		S	146	3,511
NextEra Energy Transmission New York Holdings, LLC	Corporate Service Charge to Affiliate		S	146	171,767
NextEra Energy Transmission New York Holdings, LLC	General Counsel Services		S	146	40,768
NextEra Energy Transmission New York Holdings, LLC	Information Technology Capital Support		S	146	72,533
NextEra Energy Transmission New York Holdings, LLC	Information Technology Services		S	146	41,454

ANALYSIS OF DIVERSIFICATION ACTIVITY
Summary of Affiliated Transfers and Cost Allocations

FLORIDA POWER & LIGHT COMPANY
For the Year Ended December 31, 2023

Name of Affiliate (a)	Type of Service and/or Name of Product (b)	Relevant Contract or Agreement and Effective Date (c)	Charge for Year		
			"P" or "S" (d)	Account Number (e)	Dollar Amount (f)
NextEra Energy Transmission New York Holdings, LLC	Payroll Overheads Associated with Services Provided to Affiliates		S	146	84,348
NextEra Energy Transmission New York Holdings, LLC	Power Delivery Services		S	146	397,956
NextEra Energy Transmission New York Holdings, LLC	Reimbursement of Employee Expenses		S	146	8,908
NextEra Energy Transmission Southwest, LLC	Accounting & Finance Services		S	146	23,413
NextEra Energy Transmission Southwest, LLC	Allocation of Vendor Charges to Affiliate		S	146	23,110
NextEra Energy Transmission Southwest, LLC	Engineering & Construction Services		S	146	68,526
NextEra Energy Transmission Southwest, LLC	General Counsel Services		S	146	2,662
NextEra Energy Transmission Southwest, LLC	Human Resources Services		S	146	577
NextEra Energy Transmission Southwest, LLC	Payroll Overheads Associated with Services Provided to Affiliates		S	146	52,975
NextEra Energy Transmission Southwest, LLC	Power Delivery Capital Support		S	146	27,787
NextEra Energy Transmission Southwest, LLC	Power Delivery Services		S	146	71,504
NextEra Energy Transmission Southwest, LLC	Project Development Services		S	146	14,321
NextEra Energy Transmission Southwest, LLC	Reimbursement of Employee Expenses		S	146	11,012
NextEra Energy Transmission, LLC	Accounting & Finance Services		S	146	39,702
NextEra Energy Transmission, LLC	Accounting & Finance Services Received by FPL		P	923	179,998
NextEra Energy Transmission, LLC	Allocate Telecommunication Costs to Affiliate		S	146	1,722
NextEra Energy Transmission, LLC	Allocation of Benefit Costs from Affiliate		P	926	623
NextEra Energy Transmission, LLC	Allocation of Benefit Costs to Affiliate		S	146	217,195
NextEra Energy Transmission, LLC	Allocation of Expenses from Affiliate		P	232	13,653
NextEra Energy Transmission, LLC	Allocation of Expenses to Affiliate		S	146	26,642
NextEra Energy Transmission, LLC	Allocation of Software Costs to Affiliate		S	146	1,240,868
NextEra Energy Transmission, LLC	Allocation of Vendor Charges to Affiliate		S	146	408,882
NextEra Energy Transmission, LLC	Allocation of Vendor Rebate to Affiliate		P	232	1,587
NextEra Energy Transmission, LLC	Charge for Affiliate Share of Insurance Premium		S	146	82,100
NextEra Energy Transmission, LLC	Compensation, Deferred Comp, Incentives, Stock Awards, RSA Amortization, Pension & Other Employee Benefits Plans		S	146	765,558
NextEra Energy Transmission, LLC	Corporate Development Services		S	146	186,631
NextEra Energy Transmission, LLC	Corporate Real Estate Services		S	146	554,301
NextEra Energy Transmission, LLC	Corporate Security Services		S	146	728
NextEra Energy Transmission, LLC	Corporate Service Charge to Affiliate		S	146	1,530,107
NextEra Energy Transmission, LLC	Corporate Systems Usage Billing		S	146	569
NextEra Energy Transmission, LLC	Credit Affiliate for Software Charges		P	232	13,653
NextEra Energy Transmission, LLC	Federal Government Affairs Services Received by FPL		P	426.4	3,315
NextEra Energy Transmission, LLC	General Counsel Services		S	146	127,774
NextEra Energy Transmission, LLC	Human Resources Services		S	146	60,519
NextEra Energy Transmission, LLC	Human Resources Services Received by FPL		S	232	14,460
NextEra Energy Transmission, LLC	Information Technology Capital Support		S	146	1,561
NextEra Energy Transmission, LLC	Information Technology Capital Support Received by FPL		P	101, 107	13,181
NextEra Energy Transmission, LLC	Information Technology Services		S	146	255,693
NextEra Energy Transmission, LLC	Integrated Supply Chain Services		S	146	8,311
NextEra Energy Transmission, LLC	Marketing & Communication Services		S	146	19,200

ANALYSIS OF DIVERSIFICATION ACTIVITY
Summary of Affiliated Transfers and Cost Allocations

FLORIDA POWER & LIGHT COMPANY
For the Year Ended December 31, 2023

Name of Affiliate (a)	Type of Service and/or Name of Product (b)	Relevant Contract or Agreement and Effective Date (c)	Charge for Year		
			"P" or "S" (d)	Account Number (e)	Dollar Amount (f)
NextEra Energy Transmission, LLC	Payroll Overheads Associated with Services Provided to Affiliates		S	146	152,240
NextEra Energy Transmission, LLC	Power Delivery Capital Support		S	146	202,495
NextEra Energy Transmission, LLC	Power Delivery Capital Support Received by FPL		P	101, 107	26,347
NextEra Energy Transmission, LLC	Power Delivery Services		S	146	321,241
NextEra Energy Transmission, LLC	Power Delivery Services Received by FPL		P	560	6,436
NextEra Energy Transmission, LLC	Project Development Services		S	146	26,244
NextEra Energy Transmission, LLC	Reimbursement of Employee Expenses		P	921	20,246
NextEra Energy Transmission, LLC	Reimbursement of Employee Expenses		S	146	40,191
NextEra Energy Transmission, LLC	Space and Furniture Billing		S	454	600,013
NextEra Energy Transmission, LLC	Storm Support		P	186	28,735
NextEra Energy Transmission, LLC	Transfer of Employee Incentives to Affiliate		S	146	25,000
NextEra Energy, Inc.	Allocate Telecommunication Costs to Affiliate		S	146	2,378
NextEra Energy, Inc.	Allocation of Bank Fee Credits to Affiliate		S	146	9,862
NextEra Energy, Inc.	Allocation of Bank Service Fees		P	921	7,675
NextEra Energy, Inc.	Allocation of Benefit Costs to Affiliate		P	926	75,332
NextEra Energy, Inc.	Allocation of Benefit Costs to Affiliate		P	Various	979
NextEra Energy, Inc.	Allocation of Benefit Costs to Affiliate		S	146	279,181
NextEra Energy, Inc.	Allocation of Expenses from Affiliate		P	426.5	87,500
NextEra Energy, Inc.	Allocation of Expenses from Affiliate		P	921	985,776
NextEra Energy, Inc.	Allocation of Expenses from Affiliate		P	923	1,223
NextEra Energy, Inc.	Allocation of Expenses from Affiliate		P	Various	1,801
NextEra Energy, Inc.	Allocation of Expenses to Affiliate		S	146	77,018
NextEra Energy, Inc.	Allocation of Expenses to Affiliate		S	426.5	23,530
NextEra Energy, Inc.	Allocation of Federal Excise Tax on Insurance Premium		P	165	81,153
NextEra Energy, Inc.	Allocation of Fractional Share to Affiliate		P	234	2,733
NextEra Energy, Inc.	Allocation of Software Costs to Affiliate		S	146	393
NextEra Energy, Inc.	Allocation of Vehicle Lease Charges		S	146	1,750
NextEra Energy, Inc.	Allocation of Vendor Charges to Affiliate		S	146	1,564,248
NextEra Energy, Inc.	Aviation Services Received by FPL		P	921	93,706
NextEra Energy, Inc.	Charge for Affiliate Share of Insurance Premium		S	146	29,152
NextEra Energy, Inc.	Compensation, Deferred Comp, Incentives, Stock Awards, RSA Amortization, Pension & Other Employee Benefits Plans		P	228.3	120,502
NextEra Energy, Inc.	Compensation, Deferred Comp, Incentives, Stock Awards, RSA Amortization, Pension & Other Employee Benefits Plans		P	234	247,613
NextEra Energy, Inc.	Compensation, Deferred Comp, Incentives, Stock Awards, RSA Amortization, Pension & Other Employee Benefits Plans		P	236	16,501
NextEra Energy, Inc.	Compensation, Deferred Comp, Incentives, Stock Awards, RSA Amortization, Pension & Other Employee Benefits Plans		P	253	175,550
NextEra Energy, Inc.	Compensation, Deferred Comp, Incentives, Stock Awards, RSA Amortization, Pension & Other Employee Benefits Plans		P	408.1	207,607
NextEra Energy, Inc.	Compensation, Deferred Comp, Incentives, Stock Awards, RSA Amortization, Pension & Other Employee Benefits Plans		P	426.4	1,547,594
NextEra Energy, Inc.	Compensation, Deferred Comp, Incentives, Stock Awards, RSA Amortization, Pension & Other Employee Benefits Plans		P	920	25,885,779
NextEra Energy, Inc.	Compensation, Deferred Comp, Incentives, Stock Awards, RSA Amortization, Pension & Other Employee Benefits Plans		S	921	1,678
NextEra Energy, Inc.	Compensation, Deferred Comp, Incentives, Stock Awards, RSA Amortization, Pension & Other Employee Benefits Plans		P	926	1,327,464
NextEra Energy, Inc.	Compensation, Deferred Comp, Incentives, Stock Awards, RSA Amortization, Pension & Other Employee Benefits Plans		P	930.2	124,970

ANALYSIS OF DIVERSIFICATION ACTIVITY
Summary of Affiliated Transfers and Cost Allocations

FLORIDA POWER & LIGHT COMPANY
For the Year Ended December 31, 2023

Name of Affiliate (a)	Type of Service and/or Name of Product (b)	Relevant Contract or Agreement and Effective Date (c)	Charge for Year		
			"P" or "S" (d)	Account Number (e)	Dollar Amount (f)
NextEra Energy, Inc.	Compensation, Deferred Comp, Incentives, Stock Awards, RSA Amortization, Pension & Other Employee Benefits Plans		P	101, 107	1,009,399
NextEra Energy, Inc.	Compensation, Deferred Comp, Incentives, Stock Awards, RSA Amortization, Pension & Other Employee Benefits Plans		S	Various	186,860
NextEra Energy, Inc.	Compensation, Deferred Comp, Incentives, Stock Awards, RSA Amortization, Pension & Other Employee Benefits Plans		S	146	2,079,492
NextEra Energy, Inc.	Corporate Real Estate Services		S	146	77,125
NextEra Energy, Inc.	Corporate Security Services		S	146	59,263
NextEra Energy, Inc.	Corporate Systems Usage Billing		S	146	1,744
NextEra Energy, Inc.	Credit to Reimbursement for National Advertising Campaign		P	232	88,407
NextEra Energy, Inc.	Federal Taxes Due from Affiliate		S	123	447,159
NextEra Energy, Inc.	Allocation of Insurance Premium from Affiliate		P	165	78,325
NextEra Energy, Inc.	Information Technology Services		S	146	3,000
NextEra Energy, Inc.	Marketing & Comm - National Ad Campaign		S	146	2,177,228
NextEra Energy, Inc.	Payroll Overheads Associated with Services Provided to Affiliates		S	146	17,983
NextEra Energy, Inc.	Performance Incentive Transfer		S	146	118,420
NextEra Energy, Inc.	Charge from Affiliate for Insurance Premium		P	165	94,933
NextEra Energy, Inc.	Reimburse Affiliate for Aviation Services		P	186	1,847
NextEra Energy, Inc.	Reimbursement of Annual Dues		P	930.2	69,750
NextEra Energy, Inc.	Reimbursement of Employee Expenses		S	232	4,942
NextEra Energy, Inc.	Reimbursement of Employee Expenses		P	426.4	63,172
NextEra Energy, Inc.	Reimbursement of Employee Expenses		P	549	8,838
NextEra Energy, Inc.	Reimbursement of Employee Expenses		P	920	74,434
NextEra Energy, Inc.	Reimbursement of Employee Expenses		P	921	620,016
NextEra Energy, Inc.	Reimbursement of Employee Expenses		P	930.2	78,732
NextEra Energy, Inc.	Reimbursement of Employee Expenses		P	Various	4,605
NextEra Energy, Inc.	Reimbursement of Employee Expenses		S	146	52,965
NextEra Energy, Inc.	State Tax Payment		S	234	175,373
NextEra Energy, Inc.	State Taxes Due from Affiliate		S	234	400,000
NextEra Energy, Inc.	State Taxes Due to Affiliate		S	123	507,736
NextEra Energy, Inc.	State Taxes Due to Affiliate		P	234	19,758
NextEra Energy, Inc.	Storm Support		P	186	29,073
NextEra Energy, Inc.	Transfer of Payroll Taxes on Employee Incentives		P	408.1	399,927
NextEra Energy, Inc.	Transfer Performance Incentive		P	234	101,679
NextEra Energy, Inc.	Workers Comp Premium Reimbursement to Affiliate		P	165	402
NextEra Home, LLC	Allocate Telecommunication Costs to Affiliate		S	146	365
NextEra Home, LLC	Allocation of Software Costs to Affiliate		S	146	355
NextEra Home, LLC	Energy Marketing & Trading Services		S	146	19,433
NextEra Home, LLC	Payroll Overheads Associated with Services Provided to Affiliates		S	146	8,427
NextEra Infrastructure, LLC	Reimbursement of Employee Expenses		S	146	1,361
NextEra Mobility, LLC	Allocation of Expenses to Affiliate		S	146	3,829
NextEra Mobility, LLC	Allocation of Software Costs to Affiliate		S	146	1,812
NextEra Mobility, LLC	Allocation of Vendor Charges to Affiliate		S	146	6,328

ANALYSIS OF DIVERSIFICATION ACTIVITY
Summary of Affiliated Transfers and Cost Allocations

FLORIDA POWER & LIGHT COMPANY
For the Year Ended December 31, 2023

Name of Affiliate (a)	Type of Service and/or Name of Product (b)	Relevant Contract or Agreement and Effective Date (c)	Charge for Year		
			"P" or "S" (d)	Account Number (e)	Dollar Amount (f)
NextEra Mobility, LLC	Information Technology Services		S	146	500
NextEra Water Texas, LLC	Allocate Telecommunication Costs to Affiliate		S	146	7,061
NextEra Water Texas, LLC	Customer Service Support		S	146	26,652
NextEra Water Texas, LLC	Marketing & Communication Services		S	146	3,611
NextEra Water Texas, LLC	Payroll Overheads Associated with Services Provided to Affiliates		S	146	33,747
NextEra Water Texas, LLC	Power Delivery Services		S	146	27,293
NextEra Water Texas, LLC	Power Generation Capital Support		S	146	46,562
NextEra Water Texas, LLC	Power Generation Services		S	146	12,885
NextEra Water Texas, LLC	Reimbursement of Employee Expenses		S	146	13,888
NextEra Water, LLC	Accounting & Finance Services		S	146	8,193
NextEra Water, LLC	Customer Service Support		S	146	7,192
NextEra Water, LLC	General Counsel Services		S	146	32,989
NextEra Water, LLC	Information Technology Services		S	146	302
NextEra Water, LLC	Integrated Supply Chain Services		S	146	1,108
NextEra Water, LLC	Marketing & Communication Services		S	146	431
NextEra Water, LLC	Payroll Overheads Associated with Services Provided to Affiliates		S	146	11,457
NextEra Water, LLC	Power Delivery Services		S	146	60,502
Ninnescah Wind Energy LLC	Allocation of Software Costs to Affiliate		S	146	929
Ninnescah Wind Energy LLC	Central Lab Services		S	146	2,266
Ninnescah Wind Energy LLC	Payroll Overheads Associated with Services Provided to Affiliates		S	146	4,290
Ninnescah Wind Energy LLC	Power Delivery Services		S	146	445
Ninnescah Wind Energy LLC	Power Generation Services		S	146	2,065
Niyol Wind LLC	Allocation of Expenses from Affiliate		P	553	344
Niyol Wind, LLC	Allocate Telecommunication Costs to Affiliate		S	146	847
Niyol Wind, LLC	Central Lab Services		S	146	5,284
Niyol Wind, LLC	Payroll Overheads Associated with Services Provided to Affiliates		S	146	1,490
Niyol Wind, LLC	Power Generation Services		S	146	1,432
North American Power Systems, LLC	Engineering & Construction Services		S	146	2,157
North Central Valley Energy Storage, LLC	Allocate Telecommunication Costs to Affiliate		S	146	2,122
North Central Valley Energy Storage, LLC	Allocation of Vendor Charges to Affiliate		S	146	29,767
North Central Valley Energy Storage, LLC	Central Lab Services		S	146	2,817
North Central Valley Energy Storage, LLC	Engineering & Construction Services		S	146	6,558
North Central Valley Energy Storage, LLC	Environmental Services		S	146	3,277
North Central Valley Energy Storage, LLC	General Counsel Services		S	146	3,286
North Central Valley Energy Storage, LLC	Information Technology Capital Support		S	146	456
North Central Valley Energy Storage, LLC	Information Technology Services		S	146	3,462
North Central Valley Energy Storage, LLC	Integrated Supply Chain Services		S	146	6,148
North Central Valley Energy Storage, LLC	Payroll Overheads Associated with Services Provided to Affiliates		S	146	23,858
North Central Valley Energy Storage, LLC	Power Generation Services		S	146	6,245
North Central Valley Energy Storage, LLC	Reimbursement of Employee Expenses		S	146	10,324

ANALYSIS OF DIVERSIFICATION ACTIVITY
Summary of Affiliated Transfers and Cost Allocations

FLORIDA POWER & LIGHT COMPANY
For the Year Ended December 31, 2023

Name of Affiliate (a)	Type of Service and/or Name of Product (b)	Relevant Contract or Agreement and Effective Date (c)	Charge for Year		
			"P" or "S" (d)	Account Number (e)	Dollar Amount (f)
North Sky River Energy, LLC	Allocate Telecommunication Costs to Affiliate		S	146	325
North Sky River Energy, LLC	Allocation of Software Costs to Affiliate		S	146	370
North Sky River Energy, LLC	Central Lab Services		S	146	1,516
North Sky River Energy, LLC	General Counsel Services		S	146	1,063
North Sky River Energy, LLC	Payroll Overheads Associated with Services Provided to Affiliates		S	146	1,185
North Sky River Energy, LLC	Power Delivery Services		S	146	440
North Sky River Energy, LLC	Power Generation Services		S	146	1,245
Northeast Energy Associates, A Limited Partnership	Central Lab Services		S	146	12,318
Northeast Energy Associates, A Limited Partnership	Payroll Overheads Associated with Services Provided to Affiliates		S	146	3,637
Northeast Energy Associates, A Limited Partnership	Power Generation Capital Support		S	146	2,762
Northeast Energy Associates, A Limited Partnership	Power Generation Services		S	146	66,200
Northeast Energy Associates, A Limited Partnership	Reimbursement of Employee Expenses		S	146	1,175
Northern Colorado Wind Energy Center II, LLC	Power Generation Services		S	146	355
Northern Colorado Wind Energy Center, LLC	Allocate Telecommunication Costs to Affiliate		S	146	382
Northern Colorado Wind Energy Center, LLC	Payroll Overheads Associated with Services Provided to Affiliates		S	146	1,298
Northern Colorado Wind Energy Center, LLC	Power Delivery Services		S	146	880
Northern Colorado Wind Energy Center, LLC	Power Generation Services		S	146	2,272
Northern Divide Wind, LLC	Allocate Telecommunication Costs to Affiliate		S	146	437
Northern Divide Wind, LLC	Central Lab Services		S	146	476
Northern Divide Wind, LLC	Payroll Overheads Associated with Services Provided to Affiliates		S	146	1,454
Nutmeg Solar, LLC	Central Lab Services		S	146	476
Nutmeg Solar, LLC	General Counsel Services		S	146	671
Nutmeg Solar, LLC	Payroll Overheads Associated with Services Provided to Affiliates		S	146	470
Oklahoma Wind LLC	Allocation of Expenses from Affiliate		P	921	1,388
Oklahoma Wind, LLC	Allocate Telecommunication Costs to Affiliate		S	146	1,321
Oklahoma Wind, LLC	General Counsel Services		S	146	738
Oklahoma Wind, LLC	Payroll Overheads Associated with Services Provided to Affiliates		S	146	377
Oleander Power Project, Limited Partnership	Power Generation Services		S	456	23,245
Oleander Power Project, Limited Partnership	Accounting & Finance Services		S	146	533
Oleander Power Project, Limited Partnership	Allocation of Vendor Charges to Affiliate		S	146	465
Oleander Power Project, Limited Partnership	Central Lab Services		S	146	5,565
Oleander Power Project, Limited Partnership	General Counsel Services		S	146	854
Oleander Power Project, Limited Partnership	Payroll Overheads Associated with Services Provided to Affiliates		S	146	7,857
Oleander Power Project, Limited Partnership	Power Delivery Services		S	146	1,289
Oleander Power Project, Limited Partnership	Power Generation Services		S	146	8,989
Oleander Power Project, Limited Partnership	Sale of Asset/Inventory		S	146	49,400
Oliver Wind Energy Center II, LLC	Allocation of Software Costs to Affiliate		S	146	13,672
Oliver Wind Energy Center II, LLC	Payroll Overheads Associated with Services Provided to Affiliates		S	146	345
Oliver Wind I, LLC	Allocate Telecommunication Costs to Affiliate		S	146	340
Oliver Wind I, LLC	Allocation of Software Costs to Affiliate		S	146	13,672

ANALYSIS OF DIVERSIFICATION ACTIVITY
Summary of Affiliated Transfers and Cost Allocations

FLORIDA POWER & LIGHT COMPANY
For the Year Ended December 31, 2023

Name of Affiliate (a)	Type of Service and/or Name of Product (b)	Relevant Contract or Agreement and Effective Date (c)	Charge for Year		
			"P" or "S" (d)	Account Number (e)	Dollar Amount (f)
Oliver Wind I, LLC	Payroll Overheads Associated with Services Provided to Affiliates		S	146	362
Oliver Wind III, LLC	Allocation of Expenses from Affiliate		P	553	3,234
Oliver Wind III, LLC	Allocation of Software Costs to Affiliate		S	146	13,672
Oliver Wind III, LLC	Payroll Overheads Associated with Services Provided to Affiliates		S	146	789
Oliver Wind III, LLC	Power Delivery Services		S	146	440
Oliver Wind III, LLC	Power Generation Services		S	146	616
Osborn Wind Energy, LLC	Allocation of Software Costs to Affiliate		S	146	434
Osborn Wind Energy, LLC	Central Lab Services		S	146	1,766
Osborn Wind Energy, LLC	Payroll Overheads Associated with Services Provided to Affiliates		S	146	2,068
Osborn Wind Energy, LLC	Power Delivery Services		S	146	440
Osborn Wind Energy, LLC	Power Generation Services		S	146	3,639
Pacific Energy Solutions LLC	Power Generation Services		S	146	3,016
Palms Insurance Company, Limited	Reimbursement of Workers Comp Losses		S	146	1,927,276
Palms Management Services	Reimbursement of Employee Expenses		P	921	5,220
Palms Management Services	Risk Management Services Received by FPL		P	923	191,880
Palms Management Services, LLC	Allocation of Benefit Costs to Affiliate		S	146	25,432
Palms Management Services, LLC	Allocation of Software Costs to Affiliate		S	146	687
Palms Management Services, LLC	Allocation of Vendor Charges to Affiliate		S	146	13,610
Palms Management Services, LLC	Compensation, Deferred Comp, Incentives, Stock Awards, RSA Amortization, Pension & Other Employee Benefits Plans		S	146	983,120
Palms Management Services, LLC	General Counsel Services		S	146	409
Palms Management Services, LLC	Human Resources Services		S	146	471
Palms Management Services, LLC	Reimbursement of Employee Expenses		S	146	725
Palms Portfolio Holdings, LLC	Allocation of Consulting Costs from Affiliate		S	232	139,871
Palms Portfolio Holdings, LLC	Allocation of Employee Expenses to Affiliate		S	232	1,224
Palms Portfolio Holdings, LLC	Allocation of Expenses from Affiliate		S	234	3,443
Palms Portfolio Holdings, LLC	Allocation of Expenses from Affiliate		S	101, 107	1,791
Palms Portfolio Holdings, LLC	Allocation of Software Costs		S	101, 107	16,273
Palms Portfolio Holdings, LLC	Corporate Real Estate Services Received by FPL		S	232	26,031
Palms Portfolio Holdings, LLC	Corporate Real Estate Services Received by FPL		S	935	47,472
Palms Portfolio Holdings, LLC	Accounting & Finance Services		S	146	2,469
Palms Portfolio Holdings, LLC	Allocation of Software Costs to Affiliate		S	146	11,775
Palms Portfolio Holdings, LLC	Human Resources Services		S	146	47,280
Palms Portfolio Holdings, LLC	Information Technology Services		S	146	3,000
Palms Portfolio Holdings, LLC	Payroll Overheads Associated with Services Provided to Affiliates		S	146	499
Palms Portfolio Holdings, LLC	Space and Furniture Billing		S	454	158,716
Palms Specialty Insurance Company, Inc.	Allocation of Vendor Charges to Affiliate		S	146	7,560
Palms Specialty Insurance Company, Inc.	Human Resources Services		S	146	1,289
Palms Specialty Insurance Company, Inc.	Information Technology Services		S	146	12,000
Palo Duro Wind Energy, LLC	Allocation of Software Costs to Affiliate		S	146	13,672
Palo Duro Wind Energy, LLC	Central Lab Services		S	146	1,845

ANALYSIS OF DIVERSIFICATION ACTIVITY
Summary of Affiliated Transfers and Cost Allocations

FLORIDA POWER & LIGHT COMPANY
For the Year Ended December 31, 2023

Name of Affiliate (a)	Type of Service and/or Name of Product (b)	Relevant Contract or Agreement and Effective Date (c)	Charge for Year		
			"P" or "S" (d)	Account Number (e)	Dollar Amount (f)
Palo Duro Wind Energy, LLC	Payroll Overheads Associated with Services Provided to Affiliates		S	146	4,010
Palo Duro Wind Energy, LLC	Power Delivery Services		S	146	532
Palo Duro Wind Energy, LLC	Power Generation Services		S	146	6,151
Peetz Table Wind Energy, LLC	Power Delivery Services		S	146	440
Peetz Table Wind, LLC	Allocate Telecommunication Costs to Affiliate		S	146	880
Peetz Table Wind, LLC	Central Lab Services		S	146	1,054
Peetz Table Wind, LLC	Payroll Overheads Associated with Services Provided to Affiliates		S	146	2,066
Peetz Table Wind, LLC	Power Generation Services		S	146	428
Pegasus Wind, LLC	Central Lab Services		S	146	905
Pegasus Wind, LLC	Payroll Overheads Associated with Services Provided to Affiliates		S	146	1,003
Pegasus Wind, LLC	Power Generation Services		S	146	1,976
Perrin Ranch Wind, LLC	Allocate Telecommunication Costs to Affiliate		S	146	374
Perrin Ranch Wind, LLC	Central Lab Services		S	146	1,364
Perrin Ranch Wind, LLC	Payroll Overheads Associated with Services Provided to Affiliates		S	146	3,897
Perrin Ranch Wind, LLC	Power Delivery Services		S	146	440
Perrin Ranch Wind, LLC	Power Generation Services		S	146	5,137
Pheasant Run Wind, LLC	Payroll Overheads Associated with Services Provided to Affiliates		S	146	540
Pheasant Run Wind, LLC	Power Delivery Services		S	146	440
Pheasant Run Wind, LLC	Power Generation Services		S	146	2,385
Piedmont Waterhub, LLC	Information Technology Capital Support		S	146	2,356
Pinal Central Energy Center, LLC	Payroll Overheads Associated with Services Provided to Affiliates		S	146	745
Pioneer Creek Wind Project, LLC	General Counsel Services		S	146	629
Pioneer Hutt Wind Energy LLC	Allocation of Software Costs to Affiliate		S	146	11,648
Pioneer Hutt Wind Energy LLC	Allocation of Vendor Charges to Affiliate		S	146	948
Pioneer Hutt Wind Energy LLC	Central Lab Services		S	146	870
Pioneer Hutt Wind Energy LLC	Engineering & Construction Services		S	146	1,212
Pioneer Hutt Wind Energy LLC	Information Technology Capital Support		S	146	32,901
Pioneer Hutt Wind Energy LLC	Information Technology Services		S	146	9,713
Pioneer Hutt Wind Energy LLC	Integrated Supply Chain Services		S	146	7,707
Pioneer Hutt Wind Energy LLC	Payroll Overheads Associated with Services Provided to Affiliates		S	146	20,643
Pioneer Hutt Wind Energy LLC	Power Generation Capital Support		S	146	5,273
Point Beach Solar LLC	Allocation of Consulting Costs from Affiliate		P	232	46,240
Point Beach Solar, LLC	Allocate Telecommunication Costs to Affiliate		S	146	884
Point Beach Solar, LLC	Allocation of Vendor Charges to Affiliate		S	146	46,283
Point Beach Solar, LLC	Central Lab Services		S	146	644
Point Beach Solar, LLC	Payroll Overheads Associated with Services Provided to Affiliates		S	146	2,417
Point Beach Solar, LLC	Reimbursement of Employee Expenses		S	146	855
Ponderosa Wind II, LLC	Allocation of Software Costs to Affiliate		S	146	434
Ponderosa Wind II, LLC	Allocation of Vendor Charges to Affiliate		S	146	375
Ponderosa Wind II, LLC	Integrated Supply Chain Services		S	146	3,931

ANALYSIS OF DIVERSIFICATION ACTIVITY
Summary of Affiliated Transfers and Cost Allocations

FLORIDA POWER & LIGHT COMPANY
For the Year Ended December 31, 2023

Name of Affiliate (a)	Type of Service and/or Name of Product (b)	Relevant Contract or Agreement and Effective Date (c)	Charge for Year		
			"P" or "S" (d)	Account Number (e)	Dollar Amount (f)
Ponderosa Wind II, LLC	Payroll Overheads Associated with Services Provided to Affiliates		S	146	2,614
Ponderosa Wind LLC	Allocation of Expenses from Affiliate		P	Various	1,387
Ponderosa Wind, LLC	Central Lab Services		S	146	2,847
Ponderosa Wind, LLC	Payroll Overheads Associated with Services Provided to Affiliates		S	146	1,454
Poseidon SW Holdings, LLC	Accounting & Finance Services		S	146	7,165
Poseidon SW Holdings, LLC	Allocation of Expenses to Affiliate		S	146	355
Poseidon SW Holdings, LLC	Allocation of Vendor Charges to Affiliate		S	146	9,495
Poseidon SW Holdings, LLC	Engineering & Construction Services		S	146	1,014
Poseidon SW Holdings, LLC	Payroll Overheads Associated with Services Provided to Affiliates		S	146	4,766
Post Wind, LLC	Allocation of Vendor Charges to Affiliate		S	146	510
Post Wind, LLC	Central Lab Services		S	146	714
Post Wind, LLC	Payroll Overheads Associated with Services Provided to Affiliates		S	146	1,185
Post Wind, LLC	Power Delivery Services		S	146	445
Power Wizard, LLC	Allocation of Software Costs to Affiliate		S	146	53,907
Power Wizard, LLC	Allocation of Vendor Charges to Affiliate		S	146	1,000
Power Wizard, LLC	Information Technology Capital Support		S	146	4,147
Power Wizard, LLC	Information Technology Services		S	146	1,961
Power Wizard, LLC	Marketing & Communication Services		S	146	11,207
Pratt Wind, LLC	Payroll Overheads Associated with Services Provided to Affiliates		S	146	1,824
Proxima Solar, LLC	Allocation of Expenses to Affiliate		S	146	970
Proxima Solar, LLC	Central Lab Services		S	146	1,750
Proxima Solar, LLC	Engineering & Construction Services		S	146	50,810
Proxima Solar, LLC	Information Technology Services		S	146	12,941
Proxima Solar, LLC	Integrated Supply Chain Services		S	146	42,172
Proxima Solar, LLC	Payroll Overheads Associated with Services Provided to Affiliates		S	146	39,523
Proxima Solar, LLC	Reimbursement of Employee Expenses		S	146	11,996
Pubnico Point, LP	Information Technology Services		S	146	12,000
Pubnico Point, LP	Power Generation Services		S	146	1,326
Quinebaug Solar, LLC	Allocate Telecommunication Costs to Affiliate		S	146	748
Quinebaug Solar, LLC	Central Lab Services		S	146	476
Quinebaug Solar, LLC	Information Technology Capital Support		S	146	1,997
Quinebaug Solar, LLC	Payroll Overheads Associated with Services Provided to Affiliates		S	146	1,321
Quitman II Solar, LLC	General Counsel Services		S	146	2,378
Quitman II Solar, LLC	Payroll Overheads Associated with Services Provided to Affiliates		S	146	5,786
Quitman II Solar, LLC	Power Generation Services		S	146	879
Quitman Solar, LLC	Allocate Telecommunication Costs to Affiliate		S	146	374
Quitman Solar, LLC	Central Lab Services		S	146	714
Quitman Solar, LLC	Payroll Overheads Associated with Services Provided to Affiliates		S	146	3,621
Quitman Solar, LLC	Power Generation Services		S	146	9,274
Red Mesa Wind, LLC	Central Lab Services		S	146	1,430

ANALYSIS OF DIVERSIFICATION ACTIVITY
Summary of Affiliated Transfers and Cost Allocations

FLORIDA POWER & LIGHT COMPANY
For the Year Ended December 31, 2023

Name of Affiliate (a)	Type of Service and/or Name of Product (b)	Relevant Contract or Agreement and Effective Date (c)	Charge for Year		
			"P" or "S" (d)	Account Number (e)	Dollar Amount (f)
Red Mesa Wind, LLC	Payroll Overheads Associated with Services Provided to Affiliates		S	146	3,994
Red Mesa Wind, LLC	Power Delivery Services		S	146	440
Red Mesa Wind, LLC	Power Generation Services		S	146	6,137
Renewable Fuels Holdings, LLC	Accounting & Finance Services		S	146	35,272
Renewable Fuels Holdings, LLC	Allocate Telecommunication Costs to Affiliate		S	146	5,915
Renewable Fuels Holdings, LLC	Allocation of Expenses to Affiliate		S	146	385,270
Renewable Fuels Holdings, LLC	Allocation of Software Costs to Affiliate		S	146	2,322
Renewable Fuels Holdings, LLC	Allocation of Vendor Charges to Affiliate		S	146	18,408
Renewable Fuels Holdings, LLC	Corporate Development Services		S	146	42,164
Renewable Fuels Holdings, LLC	Engineering & Construction Services		S	146	7,446
Renewable Fuels Holdings, LLC	External Affairs Support		S	146	34,808
Renewable Fuels Holdings, LLC	General Counsel Services		S	146	38,979
Renewable Fuels Holdings, LLC	Information Technology Capital Support		S	146	400
Renewable Fuels Holdings, LLC	Information Technology Services		S	146	83,099
Renewable Fuels Holdings, LLC	Integrated Supply Chain Services		S	146	35,731
Renewable Fuels Holdings, LLC	Payroll Overheads Associated with Services Provided to Affiliates		S	146	149,484
Renewable Fuels Holdings, LLC	Power Delivery Services		S	146	383,838
Renewable Fuels Holdings, LLC	Power Generation Services		S	146	22,915
Renewable Fuels Holdings, LLC	Reimbursement of Employee Expenses		S	146	29,431
Residential Energy Holdings, LLC	Allocation of Software Costs to Affiliate		S	146	14,018
Residential Energy Holdings, LLC	Allocation of Vendor Charges to Affiliate		S	146	4,027
Residential Energy Holdings, LLC	Corporate Development Services		S	146	24,276
Residential Energy Holdings, LLC	Corporate Real Estate Services		S	146	1,022
Residential Energy Holdings, LLC	Information Technology Services		S	146	163,535
Resurgence Solar I, LLC	Allocate Telecommunication Costs to Affiliate		S	146	3,498
Resurgence Solar I, LLC	Allocation of Software Costs to Affiliate		S	146	26,337
Resurgence Solar I, LLC	Allocation of Vendor Charges to Affiliate		S	146	20,000
Resurgence Solar I, LLC	Central Lab Services		S	146	2,504
Resurgence Solar I, LLC	Engineering & Construction Services		S	146	7,956
Resurgence Solar I, LLC	Human Resources Services		S	146	3,120
Resurgence Solar I, LLC	Information Technology Capital Support		S	146	654
Resurgence Solar I, LLC	Integrated Supply Chain Services		S	146	1,165
Resurgence Solar I, LLC	Payroll Overheads Associated with Services Provided to Affiliates		S	146	22,115
Resurgence Solar I, LLC	Power Generation Services		S	146	23,026
Resurgence Solar I, LLC	Reimbursement of Employee Expenses		S	146	20,674
Resurgence Solar II, LLC	Allocation of Software Costs to Affiliate		S	146	45,518
Resurgence Solar II, LLC	Allocation of Vendor Charges to Affiliate		S	146	19,931
Resurgence Solar II, LLC	Central Lab Services		S	146	2,392
Resurgence Solar II, LLC	Engineering & Construction Services		S	146	3,487
Resurgence Solar II, LLC	Information Technology Capital Support		S	146	6,000

ANALYSIS OF DIVERSIFICATION ACTIVITY
Summary of Affiliated Transfers and Cost Allocations

FLORIDA POWER & LIGHT COMPANY
For the Year Ended December 31, 2023

Name of Affiliate (a)	Type of Service and/or Name of Product (b)	Relevant Contract or Agreement and Effective Date (c)	Charge for Year		
			"P" or "S" (d)	Account Number (e)	Dollar Amount (f)
Resurgence Solar II, LLC	Integrated Supply Chain Services		S	146	13,940
Resurgence Solar II, LLC	Payroll Overheads Associated with Services Provided to Affiliates		S	146	19,787
Resurgence Solar II, LLC	Power Generation Services		S	146	13,162
Resurgence Solar II, LLC	Reimbursement of Employee Expenses		S	146	1,011
Reynolds Solar, LLC	Allocation of Expenses to Affiliate		S	146	434
Reynolds Solar, LLC	Allocation of Project Costs to Affiliate		S	146	18,314
River Bend Solar, LLC	Allocate Telecommunication Costs to Affiliate		S	146	637
River Bend Solar, LLC	Payroll Overheads Associated with Services Provided to Affiliates		S	146	1,824
Rock Creek Solar, LLC	Allocation of Project Costs to Affiliate		S	146	18,314
Roswell Solar, LLC	Allocate Telecommunication Costs to Affiliate		S	146	883
Roswell Solar, LLC	Payroll Overheads Associated with Services Provided to Affiliates		S	146	1,703
Roswell Solar, LLC	Power Generation Capital Support		S	146	422
Roswell Solar, LLC	Reimbursement of Employee Expenses		S	146	1,356
Roundhouse Renewable Energy II, LLC	Allocation of Software Costs to Affiliate		S	146	35,035
Roundhouse Renewable Energy II, LLC	Allocation of Vendor Charges to Affiliate		S	146	24,636
Roundhouse Renewable Energy II, LLC	Engineering & Construction Services		S	146	7,151
Roundhouse Renewable Energy II, LLC	Information Technology Services		S	146	3,189
Roundhouse Renewable Energy II, LLC	Integrated Supply Chain Services		S	146	8,084
Roundhouse Renewable Energy II, LLC	Payroll Overheads Associated with Services Provided to Affiliates		S	146	20,399
Roundhouse Renewable Energy II, LLC	Power Generation Capital Support		S	146	2,215
Roundhouse Renewable Energy II, LLC	Reimbursement of Employee Expenses		S	146	4,221
Roundhouse Renewable Energy, LLC	Allocate Telecommunication Costs to Affiliate		S	146	2,200
Roundhouse Renewable Energy, LLC	Central Lab Services		S	146	5,403
Roundhouse Renewable Energy, LLC	Payroll Overheads Associated with Services Provided to Affiliates		S	146	1,634
Roundhouse Renewable Energy, LLC	Power Generation Services		S	146	4,195
Route 66 Solar Energy Center, LLC	Engineering & Construction Services		S	146	12,010
Route 66 Solar Energy Center, LLC	Payroll Overheads Associated with Services Provided to Affiliates		S	146	1,193
Rush Springs Wind Energy, LLC	Allocate Telecommunication Costs to Affiliate		S	146	3,778
Rush Springs Wind Energy, LLC	Central Lab Services		S	146	2,735
Rush Springs Wind Energy, LLC	Payroll Overheads Associated with Services Provided to Affiliates		S	146	1,815
Rush Springs Wind Energy, LLC	Power Delivery Services		S	146	445
Rush Springs Wind Energy, LLC	Power Generation Services		S	146	2,379
Sabal Trail Transmission, LLC	Transportation of Natural Gas Provided by Affiliate		P	547	211,311
Sac County Wind, LLC	Allocate Telecommunication Costs to Affiliate		S	146	1,895
Sac County Wind, LLC	Central Lab Services		S	146	607
Sac County Wind, LLC	Payroll Overheads Associated with Services Provided to Affiliates		S	146	573
Sac County Wind, LLC	Power Generation Capital Support		S	146	752
SafeGuard Venture Holdings, LLC	Allocation of Expenses to Affiliate		S	146	236,537
SafeGuard Venture Holdings, LLC	Allocation of Vendor Charges to Affiliate		S	146	9,234
SafeGuard Venture Holdings, LLC	Engineering & Construction Services		S	146	608

ANALYSIS OF DIVERSIFICATION ACTIVITY
Summary of Affiliated Transfers and Cost Allocations

FLORIDA POWER & LIGHT COMPANY
For the Year Ended December 31, 2023

Name of Affiliate (a)	Type of Service and/or Name of Product (b)	Relevant Contract or Agreement and Effective Date (c)	Charge for Year		
			"P" or "S" (d)	Account Number (e)	Dollar Amount (f)
Saint Energy Storage II, LLC	Allocate Telecommunication Costs to Affiliate		S	146	867
Saint Energy Storage II, LLC	Allocation of Vendor Charges to Affiliate		S	146	56,311
Saint Energy Storage II, LLC	Corporate Development Services		S	146	486
Saint Energy Storage II, LLC	Engineering & Construction Services		S	146	2,200
Saint Energy Storage II, LLC	Environmental Services		S	146	3,716
Saint Energy Storage II, LLC	General Counsel Services		S	146	2,736
Saint Energy Storage II, LLC	Information Technology Capital Support		S	146	451
Saint Energy Storage II, LLC	Integrated Supply Chain Services		S	146	4,740
Saint Energy Storage II, LLC	Payroll Overheads Associated with Services Provided to Affiliates		S	146	15,738
Saint Energy Storage II, LLC	Power Generation Capital Support		S	146	9,204
Saint Energy Storage II, LLC	Power Generation Services		S	146	17,031
Saint Energy Storage II, LLC	Reimbursement of Employee Expenses		S	146	10,096
Saint Solar, LLC	Allocate Telecommunication Costs to Affiliate		S	146	1,426
Saint Solar, LLC	Payroll Overheads Associated with Services Provided to Affiliates		S	146	2,417
Saint Solar, LLC	Power Generation Services		S	146	749
Sanford Airport Solar, LLC	Allocate Telecommunication Costs to Affiliate		S	146	309
Sanford Airport Solar, LLC	Allocation of Software Costs to Affiliate		S	146	643
Sanford Airport Solar, LLC	General Counsel Services		S	146	1,104
Sanford Airport Solar, LLC	Payroll Overheads Associated with Services Provided to Affiliates		S	146	1,193
Sanford Airport Solar, LLC	Power Generation Services		S	146	584
Sebree Solar, LLC	Integrated Supply Chain Services		S	146	5,997
Sebree Solar, LLC	Payroll Overheads Associated with Services Provided to Affiliates		S	146	3,987
Sebree Solar, LLC	Reimbursement of Employee Expenses		S	146	2,847
Selling Wind II, LLC	Information Technology Services		S	146	6,000
Selling Wind II, LLC	Payroll Overheads Associated with Services Provided to Affiliates		S	146	733
Selling Wind II, LLC	Power Delivery Services		S	146	445
Selling Wind, LLC	Allocate Telecommunication Costs to Affiliate		S	146	2,478
Selling Wind, LLC	Central Lab Services		S	146	476
Selling Wind, LLC	Payroll Overheads Associated with Services Provided to Affiliates		S	146	13,136
Selling Wind, LLC	Power Delivery Services		S	146	445
Selling Wind, LLC	Power Generation Capital Support		S	146	36,422
Selling Wind, LLC	Power Generation Services		S	146	18,461
Shafter Solar, LLC	Payroll Overheads Associated with Services Provided to Affiliates		S	146	485
Shamrock Wind, LLC	Allocate Telecommunication Costs to Affiliate		S	146	744
Shamrock Wind, LLC	Allocation of Software Costs to Affiliate		S	146	11,648
Shamrock Wind, LLC	Allocation of Vendor Charges to Affiliate		S	146	823
Shamrock Wind, LLC	Central Lab Services		S	146	492
Shamrock Wind, LLC	Information Technology Capital Support		S	146	29,618
Shamrock Wind, LLC	Integrated Supply Chain Services		S	146	1,195
Shamrock Wind, LLC	Payroll Overheads Associated with Services Provided to Affiliates		S	146	1,485

ANALYSIS OF DIVERSIFICATION ACTIVITY
Summary of Affiliated Transfers and Cost Allocations

FLORIDA POWER & LIGHT COMPANY
For the Year Ended December 31, 2023

Name of Affiliate (a)	Type of Service and/or Name of Product (b)	Relevant Contract or Agreement and Effective Date (c)	Charge for Year		
			"P" or "S" (d)	Account Number (e)	Dollar Amount (f)
Shaw Creek Solar, LLC	Payroll Overheads Associated with Services Provided to Affiliates		S	146	2,120
Shaw Creek Solar, LLC	Power Delivery Services		S	146	477
Sholes Wind, LLC	Allocate Telecommunication Costs to Affiliate		S	146	1,873
Sholes Wind, LLC	Central Lab Services		S	146	1,330
Sholes Wind, LLC	Payroll Overheads Associated with Services Provided to Affiliates		S	146	1,507
Sholes Wind, LLC	Power Generation Services		S	146	1,590
Silver State Solar Power South, LLC	Allocate Telecommunication Costs to Affiliate		S	146	531
Silver State Solar Power South, LLC	Allocation of Vendor Charges to Affiliate		S	146	20,414
Silver State Solar Power South, LLC	Central Lab Services		S	146	429
Silver State Solar Power South, LLC	Payroll Overheads Associated with Services Provided to Affiliates		S	146	7,370
Silver State Solar Power South, LLC	Power Delivery Services		S	146	1,196
Silver State Solar Power South, LLC	Power Generation Services		S	146	1,927
Silver State Solar Power South, LLC	Reimbursement of Employee Expenses		S	146	1,634
Silver State Solar Powr So LLC	Allocate Telecommunication Costs		P	921	14,442
Skeleton Creek Energy Center, LLC	Allocation of Vendor Charges to Affiliate		S	146	2,399
Skeleton Creek Energy Center, LLC	Human Resources Services		S	146	480
Skeleton Creek Energy Center, LLC	Integrated Supply Chain Services		S	146	1,643
Skeleton Creek Energy Center, LLC	Payroll Overheads Associated with Services Provided to Affiliates		S	146	1,093
Skeleton Creek Wind LLC	Reimbursement of Employee Expenses		P	131	539
Skeleton Creek Wind LLC	Reimbursement of Employee Expenses		P	921	539
Skeleton Creek Wind, LLC	Allocate Telecommunication Costs to Affiliate		S	146	2,465
Skeleton Creek Wind, LLC	Allocation of Expenses to Affiliate		S	146	539
Skeleton Creek Wind, LLC	Central Lab Services		S	146	915
Skeleton Creek Wind, LLC	Payroll Overheads Associated with Services Provided to Affiliates		S	146	2,706
Skeleton Creek Wind, LLC	Power Generation Services		S	146	2,337
Sky Ranch Solar LLC	Allocation of Expenses from Affiliate		S	926	352
Sky Ranch Solar LLC	Allocation of Expenses from Affiliate		S	101, 107	16,580
Sky Ranch Solar LLC	Central Lab Services		S	Various	429
Sky Ranch Solar LLC	Reimbursement of Employee Expenses		S	921	9,106
Sky Ranch Solar, LLC	Engineering & Construction Services		S	146	1,690
Sky Ranch Solar, LLC	Information Technology Capital Support		S	146	25,877
Sky Ranch Solar, LLC	Information Technology Services		S	146	3,189
Sky Ranch Solar, LLC	Integrated Supply Chain Services		S	146	41,715
Sky Ranch Solar, LLC	Payroll Overheads Associated with Services Provided to Affiliates		S	146	36,723
Sky River LLC	Allocate Telecommunication Costs to Affiliate		S	146	383
Sky River LLC	Power Delivery Services		S	146	440
Sky River Wind, LLC	Allocate Telecommunication Costs to Affiliate		S	146	1,542
Sky River Wind, LLC	Central Lab Services		S	146	476
Sky River Wind, LLC	Payroll Overheads Associated with Services Provided to Affiliates		S	146	435
Soldier Creek Wind, LLC	Central Lab Services		S	146	303

ANALYSIS OF DIVERSIFICATION ACTIVITY
Summary of Affiliated Transfers and Cost Allocations

FLORIDA POWER & LIGHT COMPANY
For the Year Ended December 31, 2023

Name of Affiliate (a)	Type of Service and/or Name of Product (b)	Relevant Contract or Agreement and Effective Date (c)	Charge for Year		
			"P" or "S" (d)	Account Number (e)	Dollar Amount (f)
Soldier Creek Wind, LLC	Human Resources Services		S	146	408
Soldier Creek Wind, LLC	Payroll Overheads Associated with Services Provided to Affiliates		S	146	4,859
Soldier Creek Wind, LLC	Power Delivery Services		S	146	3,406
Soldier Creek Wind, LLC	Power Generation Services		S	146	3,331
Sonoran Solar Energy, LLC	Allocate Telecommunication Costs to Affiliate		S	146	2,930
Sonoran Solar Energy, LLC	Allocation of Software Costs to Affiliate		S	146	1,262
Sonoran Solar Energy, LLC	Allocation of Vendor Charges to Affiliate		S	146	55,325
Sonoran Solar Energy, LLC	Central Lab Services		S	146	1,162
Sonoran Solar Energy, LLC	Corporate Real Estate Services		S	146	1,391
Sonoran Solar Energy, LLC	Engineering & Construction Services		S	146	36,360
Sonoran Solar Energy, LLC	Information Technology Services		S	146	500
Sonoran Solar Energy, LLC	Integrated Supply Chain Services		S	146	21,894
Sonoran Solar Energy, LLC	Payroll Overheads Associated with Services Provided to Affiliates		S	146	38,535
Sonoran Solar Energy, LLC	Power Generation Capital Support		S	146	40,585
Sonoran Solar Energy, LLC	Power Generation Services		S	146	16,446
Sonoran Solar Energy, LLC	Reimbursement of Employee Expenses		S	146	11,274
Sooner Wind, LLC	Payroll Overheads Associated with Services Provided to Affiliates		S	146	377
South Shore Pipeline, LP	Allocate Telecommunication Costs to Affiliate		S	146	3,998
South Texas Midstream, LLC	Information Technology Services		S	146	67,621
St. Landry Solar, LLC	Integrated Supply Chain Services		S	146	5,312
St. Landry Solar, LLC	Payroll Overheads Associated with Services Provided to Affiliates		S	146	3,534
Stanton Clean Energy, LLC	Accounting & Finance Services		S	146	527
Stanton Clean Energy, LLC	Allocation of Software Costs to Affiliate		S	146	725
Stanton Clean Energy, LLC	Central Lab Services		S	146	2,302
Stanton Clean Energy, LLC	Payroll Overheads Associated with Services Provided to Affiliates		S	146	35,477
Stanton Clean Energy, LLC	Power Generation Capital Support		S	146	131,736
Stanton Clean Energy, LLC	Power Generation Services		S	146	116,956
Stanton Clean Energy, LLC	Reimbursement of Employee Expenses		S	146	1,040
Steele Flats Wind Project, LLC	Payroll Overheads Associated with Services Provided to Affiliates		S	146	540
Steele Flats Wind Project, LLC	Power Delivery Services		S	146	440
Storey Bend Solar, LLC	Allocation of Expenses to Affiliate		S	146	11,648
Storey Energy Center, LLC	Allocate Telecommunication Costs to Affiliate		S	146	1,660
Storey Energy Center, LLC	Allocation of Software Costs to Affiliate		S	146	434
Storey Energy Center, LLC	Allocation of Vendor Charges to Affiliate		S	146	70,953
Storey Energy Center, LLC	Central Lab Services		S	146	1,572
Storey Energy Center, LLC	Engineering & Construction Services		S	146	9,593
Storey Energy Center, LLC	Integrated Supply Chain Services		S	146	20,957
Storey Energy Center, LLC	Payroll Overheads Associated with Services Provided to Affiliates		S	146	18,548
Storey Energy Center, LLC	Reimbursement of Employee Expenses		S	146	6,193
Story County Wind LLC	Allocation of Expenses from Affiliate		P	553	902

ANALYSIS OF DIVERSIFICATION ACTIVITY
Summary of Affiliated Transfers and Cost Allocations

FLORIDA POWER & LIGHT COMPANY
For the Year Ended December 31, 2023

Name of Affiliate (a)	Type of Service and/or Name of Product (b)	Relevant Contract or Agreement and Effective Date (c)	Charge for Year		
			"P" or "S" (d)	Account Number (e)	Dollar Amount (f)
Story County Wind, LLC	Central Lab Services		S	146	1,553
Story County Wind, LLC	Payroll Overheads Associated with Services Provided to Affiliates		S	146	1,237
Story County Wind, LLC	Power Generation Services		S	146	4,736
Story County Wind, LLC	Reimbursement of Employee Expenses		S	146	2,258
Stuttgart Solar, LLC	Allocate Telecommunication Costs to Affiliate		S	146	548
Stuttgart Solar, LLC	Allocation of Expenses to Affiliate		S	146	415
Stuttgart Solar, LLC	Central Lab Services		S	146	476
Stuttgart Solar, LLC	Payroll Overheads Associated with Services Provided to Affiliates		S	146	2,891
Stuttgart Solar, LLC	Power Delivery Services		S	146	1,388
Stuttgart Solar, LLC	Power Generation Services		S	146	3,566
Stuttgart Solar, LLC	Sale of Asset/Inventory		S	146	6,517
Sunlight Storage II, LLC	Allocation of Expenses to Affiliate		S	146	13,040
Sunlight Storage II, LLC	Allocation of Software Costs to Affiliate		S	146	696
Sunlight Storage II, LLC	Engineering & Construction Services		S	146	2,442
Sunlight Storage II, LLC	Integrated Supply Chain Services		S	146	4,979
Sunlight Storage II, LLC	Payroll Overheads Associated with Services Provided to Affiliates		S	146	26,689
Sunlight Storage, LLC	Allocate Telecommunication Costs to Affiliate		S	146	472
Sunlight Storage, LLC	Engineering & Construction Services		S	146	19,456
Sunlight Storage, LLC	Payroll Overheads Associated with Services Provided to Affiliates		S	146	7,600
Sunlight Storage, LLC	Power Generation Capital Support		S	146	31,219
Taylor Creek Solar, LLC	Corporate Real Estate Services		S	146	976
Taylor Creek Solar, LLC	FPL Development Support		S	146	6,017
Taylor Creek Solar, LLC	Payroll Overheads Associated with Services Provided to Affiliates		S	146	5,215
Taylor Creek Solar, LLC	Power Generation Services		S	146	32,269
Taylor Creek Solar, LLC	Reimbursement of Employee Expenses		S	146	4,488
Texrock Pipeline, LLC	Allocation of Software Costs to Affiliate		S	146	789
Three Waters Wind Farm, LLC	Allocation of Consulting Costs from Affiliate		P	232	510
Three Waters Wind Farm, LLC	Allocation of Vendor Charges to Affiliate		S	146	1,020
Three Waters Wind Farm, LLC	Marketing & Communication Services		S	146	460
Three Waters Wind Farm, LLC	Payroll Overheads Associated with Services Provided to Affiliates		S	146	306
Thunder Wolf Energy Center, LLC	Allocate Telecommunication Costs to Affiliate		S	146	1,689
Thunder Wolf Energy Center, LLC	Engineering & Construction Services		S	146	13,580
Thunder Wolf Energy Center, LLC	Human Resources Services		S	146	13,036
Thunder Wolf Energy Center, LLC	Information Technology Services		S	146	3,462
Thunder Wolf Energy Center, LLC	Integrated Supply Chain Services		S	146	4,290
Thunder Wolf Energy Center, LLC	Payroll Overheads Associated with Services Provided to Affiliates		S	146	15,625
Thunder Wolf Energy Center, LLC	Power Delivery Services		S	146	519
Thunder Wolf Energy Center, LLC	Power Generation Capital Support		S	146	14,754
Thunder Wolf Energy Center, LLC	Reimbursement of Employee Expenses		S	146	5,297
Titan Solar, LLC	Information Technology Services		S	146	3,000

ANALYSIS OF DIVERSIFICATION ACTIVITY
Summary of Affiliated Transfers and Cost Allocations

FLORIDA POWER & LIGHT COMPANY
For the Year Ended December 31, 2023

Name of Affiliate (a)	Type of Service and/or Name of Product (b)	Relevant Contract or Agreement and Effective Date (c)	Charge for Year		
			"P" or "S" (d)	Account Number (e)	Dollar Amount (f)
Titan Solar, LLC	Payroll Overheads Associated with Services Provided to Affiliates		S	146	1,215
Titan Solar, LLC	Power Generation Services		S	146	3,000
Torrecillas Energy Storage, LLC	Payroll Overheads Associated with Services Provided to Affiliates		S	146	406
Torrecillas Wind Energy, LLC	Allocate Telecommunication Costs to Affiliate		S	146	8,403
Torrecillas Wind Energy, LLC	Central Lab Services		S	146	552
Torrecillas Wind Energy, LLC	Engineering & Construction Services		S	146	5,848
Torrecillas Wind Energy, LLC	Payroll Overheads Associated with Services Provided to Affiliates		S	146	2,174
Tower Associates, LLC	Project Development Services		S	146	3,351
Trans Bay Cable LLC	Accounting & Finance Services		S	146	65,613
Trans Bay Cable LLC	Allocate Telecommunication Costs to Affiliate		S	146	2,274
Trans Bay Cable LLC	Allocation of Benefit Costs to Affiliate		S	146	3,171
Trans Bay Cable LLC	Allocation of Expenses to Affiliate		S	146	66,111
Trans Bay Cable LLC	Allocation of Software Costs to Affiliate		S	146	2,102
Trans Bay Cable LLC	Allocation of Vendor Charges to Affiliate		S	146	39,339
Trans Bay Cable LLC	Charge for Affiliate Share of Insurance Premium		S	146	906
Trans Bay Cable LLC	Compensation, Deferred Comp, Incentives, Stock Awards, RSA Amortization, Pension & Other Employee Benefits Plans		S	146	35,796
Trans Bay Cable LLC	Corporate Real Estate Services		S	146	22,756
Trans Bay Cable LLC	Corporate Security Capital Support		S	146	2,470
Trans Bay Cable LLC	Corporate Security Services		S	146	3,000
Trans Bay Cable LLC	Corporate Service Charge to Affiliate		S	146	997,396
Trans Bay Cable LLC	Customer Service Support		S	146	1,473
Trans Bay Cable LLC	Information Technology Services		S	146	29,361
Trans Bay Cable LLC	Marketing & Communication Services		S	146	1,472
Trans Bay Cable LLC	Payroll Overheads Associated with Services Provided to Affiliates		S	146	36,812
Trans Bay Cable LLC	Power Delivery Capital Support		S	146	83,776
Trans Bay Cable LLC	Power Delivery Services		S	146	63,211
Trans Bay Cable LLC	Reimbursement of Employee Expenses		S	146	16,369
Trelina Solar Energy Center, LLC	Allocation of Expenses to Affiliate		S	146	11,648
Trelina Solar Energy Center, LLC	Allocation of Software Costs to Affiliate		S	146	11,648
Trelina Solar Energy Center, LLC	Information Technology Capital Support		S	146	38,377
Trelina Solar Energy Center, LLC	Integrated Supply Chain Capital Support		S	146	479
Trelina Solar Energy Center, LLC	Integrated Supply Chain Services		S	146	5,452
Trelina Solar Energy Center, LLC	Payroll Overheads Associated with Services Provided to Affiliates		S	146	3,624
Trinity Operating (USG), LLC	Allocate Telecommunication Costs to Affiliate		S	146	18,304
Trinity Operating (USG), LLC	Allocation of Benefit Costs to Affiliate		S	146	21,689
Trinity Operating (USG), LLC	Allocation of Expenses to Affiliate		S	146	4,456
Trinity Operating (USG), LLC	Allocation of Software Costs to Affiliate		S	146	5,114
Trinity Operating (USG), LLC	Allocation of Vendor Charges to Affiliate		S	146	732
Trinity Operating (USG), LLC	Corporate Security Capital Support		S	146	556
Trinity Operating (USG), LLC	Corporate Security Services		S	146	4,165

ANALYSIS OF DIVERSIFICATION ACTIVITY
Summary of Affiliated Transfers and Cost Allocations

FLORIDA POWER & LIGHT COMPANY
For the Year Ended December 31, 2023

Name of Affiliate (a)	Type of Service and/or Name of Product (b)	Relevant Contract or Agreement and Effective Date (c)	Charge for Year		
			"P" or "S" (d)	Account Number (e)	Dollar Amount (f)
Trinity Operating (USG), LLC	Human Resources Services		S	146	8,285
Trinity Operating (USG), LLC	Information Technology Capital Support		S	146	36,853
Trinity Operating (USG), LLC	Information Technology Services		S	146	94,841
Trinity Operating (USG), LLC	Payroll Overheads Associated with Services Provided to Affiliates		S	146	3,107
Trinity Operating(USG)LLC	Reimbursement of Employee Expenses		P	921	1,471
Troutdale Grid, LLC	Allocation of Expenses to Affiliate		S	146	1,318
Troutdale Grid, LLC	Integrated Supply Chain Services		S	146	5,312
Troutdale Grid, LLC	Payroll Overheads Associated with Services Provided to Affiliates		S	146	3,534
Tuscola Bay Wind, LLC	Central Lab Services		S	146	959
Tuscola Bay Wind, LLC	Payroll Overheads Associated with Services Provided to Affiliates		S	146	1,423
Tuscola Bay Wind, LLC	Power Delivery Services		S	146	440
Tuscola Bay Wind, LLC	Power Generation Services		S	146	4,416
Tuscola Solar II, LLC	Integrated Supply Chain Services		S	146	896
Tuscola Solar II, LLC	Payroll Overheads Associated with Services Provided to Affiliates		S	146	595
Tuscola Wind II, LLC	Central Lab Services		S	146	656
Tuscola Wind II, LLC	Payroll Overheads Associated with Services Provided to Affiliates		S	146	772
Tuscola Wind II, LLC	Power Delivery Services		S	146	440
Tuscola Wind II, LLC	Power Generation Services		S	146	3,665
United HomeVu Illinois, LLC	Sales Program Support		S	146	487
US Marcellus Gas Infrastructure, LLC	Allocation of Software Costs to Affiliate		S	146	434
US Marcellus Gas Infrastructure, LLC	Corporate Real Estate Services		S	146	400
US Marcellus Gas Infrastructure, LLC	General Counsel Services		S	146	10,427
US Marcellus Gas Infrastructure, LLC	Payroll Overheads Associated with Services Provided to Affiliates		S	146	1,123
US Marcellus Gas Infrastructure, LLC	Reimbursement of Employee Expenses		S	146	935
USG Energy Gas Producer Holdings, LLC	Accounting & Finance Services		S	146	5,159
USG Energy Gas Producer Holdings, LLC	Allocate Telecommunication Costs to Affiliate		S	146	4,663
USG Energy Gas Producer Holdings, LLC	Allocation of Consulting Costs from Affiliate		P	921	18,204
USG Energy Gas Producer Holdings, LLC	Allocation of Expenses to Affiliate		S	146	4,520
USG Energy Gas Producer Holdings, LLC	Allocation of Software Costs to Affiliate		S	146	798,096
USG Energy Gas Producer Holdings, LLC	Allocation of Vendor Charges to Affiliate		S	146	88,855
USG Energy Gas Producer Holdings, LLC	Allocation of Vendor Rebate to Affiliate		P	232	3,632
USG Energy Gas Producer Holdings, LLC	Corporate Development Services		S	146	1,486
USG Energy Gas Producer Holdings, LLC	Corporate Real Estate Services		S	146	65,241
USG Energy Gas Producer Holdings, LLC	Corporate Security Capital Support		S	146	512
USG Energy Gas Producer Holdings, LLC	Credit Affiliate for Software Charges		P	232	18,204
USG Energy Gas Producer Holdings, LLC	Information Technology Capital Support		S	146	142,094
USG Energy Gas Producer Holdings, LLC	Information Technology Services		S	146	55,434
USG Energy Gas Producer Holdings, LLC	Payroll Overheads Associated with Services Provided to Affiliates		S	146	22,383
USG Energy Gas Producer Holdings, LLC	Reimbursement of Employee Expenses		S	146	1,606
USG Properties Barnett II, LLC	Reimbursement of Employee Expenses		S	146	385

ANALYSIS OF DIVERSIFICATION ACTIVITY
Summary of Affiliated Transfers and Cost Allocations

FLORIDA POWER & LIGHT COMPANY
For the Year Ended December 31, 2023

Name of Affiliate (a)	Type of Service and/or Name of Product (b)	Relevant Contract or Agreement and Effective Date (c)	Charge for Year		
			"P" or "S" (d)	Account Number (e)	Dollar Amount (f)
USG Properties Haynesville, LLC	Corporate Real Estate Services		S	146	1,536
Usource, L.L.C.	Allocation of Expenses to Affiliate		S	146	9,451
Usource, L.L.C.	Allocation of Vendor Charges to Affiliate		S	146	28,744
Usource, L.L.C.	Corporate Real Estate Services		S	146	1,275
Usource, L.L.C.	Marketing & Communication Services		S	146	7,398
Usource, L.L.C.	Payroll Overheads Associated with Services Provided to Affiliates		S	146	848
Usource, L.L.C.	Power Generation Services		S	146	8,100
Usource, L.L.C.	Reimbursement of Employee Expenses		S	146	2,344
Vansycle II Wind, LLC	Central Lab Services		S	146	1,524
Vansycle II Wind, LLC	Payroll Overheads Associated with Services Provided to Affiliates		S	146	719
Vasco Winds, LLC	Allocate Telecommunication Costs to Affiliate		S	146	1,725
Vasco Winds, LLC	Central Lab Services		S	146	531
Vasco Winds, LLC	Payroll Overheads Associated with Services Provided to Affiliates		S	146	575
Vasco Winds, LLC	Power Delivery Services		S	146	440
Vasco Winds, LLC	Sale of Asset/Inventory		S	146	56,913
Waco Solar, LLC	Allocate Telecommunication Costs to Affiliate		S	146	1,762
Waco Solar, LLC	Allocation of Software Costs to Affiliate		S	146	1,271
Waco Solar, LLC	Central Lab Services		S	146	952
Waco Solar, LLC	Integrated Supply Chain Services		S	146	50,782
Waco Solar, LLC	Payroll Overheads Associated with Services Provided to Affiliates		S	146	42,722
Waco Solar, LLC	Reimbursement of Employee Expenses		S	146	1,725
Wadley Solar, LLC	Allocate Telecommunication Costs to Affiliate		S	146	346
Wadley Solar, LLC	Allocation of Software Costs to Affiliate		S	146	12,516
Wadley Solar, LLC	Central Lab Services		S	146	970
Wadley Solar, LLC	Information Technology Capital Support		S	146	26,768
Wadley Solar, LLC	Integrated Supply Chain Services		S	146	24,473
Wadley Solar, LLC	Payroll Overheads Associated with Services Provided to Affiliates		S	146	16,322
Wadley Solar, LLC	Power Generation Capital Support		S	146	4,559
Wadley Solar, LLC	Reimbursement of Employee Expenses		S	146	525
Walleye Wind, LLC	Allocate Telecommunication Costs to Affiliate		S	146	374
Walleye Wind, LLC	Central Lab Services		S	146	1,493
Walleye Wind, LLC	Environmental Services		S	146	1,645
Walleye Wind, LLC	General Counsel Services		S	146	3,773
Walleye Wind, LLC	Information Technology Capital Support		S	146	1,301
Walleye Wind, LLC	Payroll Overheads Associated with Services Provided to Affiliates		S	146	2,239
Walleye Wind, LLC	Power Generation Capital Support		S	146	12,500
Washington County Solar, LLC	Allocation of Expenses to Affiliate		S	146	475
Washington County Solar, LLC	Central Lab Services		S	146	522
Washington County Solar, LLC	Engineering & Construction Services		S	146	1,212
Washington County Solar, LLC	Information Technology Capital Support		S	146	6,173

ANALYSIS OF DIVERSIFICATION ACTIVITY
Summary of Affiliated Transfers and Cost Allocations

FLORIDA POWER & LIGHT COMPANY
For the Year Ended December 31, 2023

Name of Affiliate (a)	Type of Service and/or Name of Product (b)	Relevant Contract or Agreement and Effective Date (c)	Charge for Year		
			"P" or "S" (d)	Account Number (e)	Dollar Amount (f)
Washington County Solar, LLC	Integrated Supply Chain Services		S	146	11,184
Washington County Solar, LLC	Payroll Overheads Associated with Services Provided to Affiliates		S	146	9,578
Watkins Glen Solar Energy Center, LLC	Integrated Supply Chain Capital Support		S	146	2,127
Watkins Glen Solar Energy Center, LLC	Integrated Supply Chain Services		S	146	1,394
Weatherford Wind, LLC	Allocate Telecommunication Costs to Affiliate		S	146	2,935
Weatherford Wind, LLC	Payroll Overheads Associated with Services Provided to Affiliates		S	146	1,058
Weatherford Wind, LLC	Power Generation Services		S	146	3,595
Wessington Springs Wind, LLC	Central Lab Services		S	146	476
Wessington Springs Wind, LLC	Payroll Overheads Associated with Services Provided to Affiliates		S	146	377
Wessington Springs Wind, LLC	Power Generation Services		S	146	661
West Gardner Solar, LLC	Human Resources Services		S	146	9,147
West Memphis Solar, LLC	Engineering & Construction Services		S	146	9,427
West Texas Wind Energy Partners, L.P.	Power Delivery Services		S	146	440
Westside Solar, LLC	Central Lab Services		S	146	476
Westside Solar, LLC	Payroll Overheads Associated with Services Provided to Affiliates		S	146	1,899
Westside Solar, LLC	Power Delivery Services		S	146	1,851
Westside Solar, LLC	Power Generation Services		S	146	450
Wheatridge East Wind, LLC	Engineering & Construction Services		S	146	8,360
Wheatridge East Wind, LLC	Integrated Supply Chain Services		S	146	304
Wheatridge East Wind, LLC	Payroll Overheads Associated with Services Provided to Affiliates		S	146	5,769
Wheatridge Solar Energy Center, LLC	Allocate Telecommunication Costs to Affiliate		S	146	1,315
Wheatridge Solar Energy Center, LLC	Engineering & Construction Services		S	146	2,200
Wheatridge Solar Energy Center, LLC	Payroll Overheads Associated with Services Provided to Affiliates		S	146	3,434
Wheatridge Solar Energy Center, LLC	Power Generation Capital Support		S	146	29,210
Wheatridge Solar Energy Center, LLC	Reimbursement of Employee Expenses		S	146	1,946
Wheatridge Wind II, LLC	Allocate Telecommunication Costs to Affiliate		S	146	902
Wheatridge Wind II, LLC	Central Lab Services		S	146	1,743
Wheatridge Wind II, LLC	Information Technology Services		S	146	1,172
Wheatridge Wind II, LLC	Payroll Overheads Associated with Services Provided to Affiliates		S	146	1,691
Wheatridge Wind II, LLC	Power Generation Services		S	146	762
White Mesa Wind, LLC	Allocate Telecommunication Costs to Affiliate		S	146	5,370
White Mesa Wind, LLC	Central Lab Services		S	146	1,191
White Mesa Wind, LLC	Payroll Overheads Associated with Services Provided to Affiliates		S	146	4,240
White Mesa Wind, LLC	Power Generation Services		S	146	1,465
White Oak Energy LLC	Central Lab Services		S	146	2,024
White Oak Energy LLC	Payroll Overheads Associated with Services Provided to Affiliates		S	146	1,096
White Oak Energy LLC	Power Delivery Services		S	146	440
White Oak Energy LLC	Power Generation Capital Support		S	146	3,144
White Oak Energy LLC	Power Generation Services		S	146	3,750
White Oak Solar, LLC	Allocate Telecommunication Costs to Affiliate		S	146	2,274

ANALYSIS OF DIVERSIFICATION ACTIVITY
Summary of Affiliated Transfers and Cost Allocations

FLORIDA POWER & LIGHT COMPANY
For the Year Ended December 31, 2023

Name of Affiliate (a)	Type of Service and/or Name of Product (b)	Relevant Contract or Agreement and Effective Date (c)	Charge for Year		
			"P" or "S" (d)	Account Number (e)	Dollar Amount (f)
White Oak Solar, LLC	Central Lab Services		S	146	476
White Oak Solar, LLC	Payroll Overheads Associated with Services Provided to Affiliates		S	146	1,858
White Pine Solar, LLC	Central Lab Services		S	146	476
White Pine Solar, LLC	Payroll Overheads Associated with Services Provided to Affiliates		S	146	2,468
White Pine Solar, LLC	Power Generation Services		S	146	393
Whitney Point Solar, LLC	Payroll Overheads Associated with Services Provided to Affiliates		S	146	636
Whitney Point Solar, LLC	Power Generation Services		S	146	1,362
Wildcat Ranch Wind Project, LLC	Allocate Telecommunication Costs to Affiliate		S	146	1,029
Wildcat Ranch Wind Project, LLC	Payroll Overheads Associated with Services Provided to Affiliates		S	146	1,237
Wilmot Energy Center LLC	Allocation of Transportation Services		P	232	12,459
Wilmot Energy Center, LLC	Allocate Telecommunication Costs to Affiliate		S	146	1,485
Wilmot Energy Center, LLC	Engineering & Construction Services		S	146	11,000
Wilmot Energy Center, LLC	Information Technology Capital Support		S	146	361
Wilmot Energy Center, LLC	Information Technology Services		S	146	312
Wilmot Energy Center, LLC	Payroll Overheads Associated with Services Provided to Affiliates		S	146	10,496
Wilmot Energy Center, LLC	Power Generation Services		S	146	1,624
Wilmot Energy Center, LLC	Reimbursement of Employee Expenses		S	146	1,582
Wilton Wind Energy I, LLC	Central Lab Services		S	146	661
Wilton Wind Energy I, LLC	Payroll Overheads Associated with Services Provided to Affiliates		S	146	789
Wilton Wind Energy I, LLC	Power Generation Services		S	146	1,039
Wilton Wind Energy II, LLC	Central Lab Services		S	146	965
Wilton Wind Energy II, LLC	Payroll Overheads Associated with Services Provided to Affiliates		S	146	420
Wilton Wind Energy II, LLC	Power Generation Services		S	146	1,539
Windstar Energy, LLC	Allocate Telecommunication Costs to Affiliate		S	146	389
Windstar Energy, LLC	Allocation of Vendor Charges to Affiliate		S	146	5,977
Windstar Energy, LLC	Payroll Overheads Associated with Services Provided to Affiliates		S	146	2,256
Windstar Energy, LLC	Power Generation Services		S	146	2,780
Wolf Ridge Wind Energy, LLC	Allocate Telecommunication Costs to Affiliate		S	146	2,853
Wolf Ridge Wind Energy, LLC	Central Lab Services		S	146	1,645
Wolf Ridge Wind Energy, LLC	Payroll Overheads Associated with Services Provided to Affiliates		S	146	955
Wolf Ridge Wind, LLC	Power Delivery Services		S	146	440
Wolf Ridge Wind, LLC	Power Generation Services		S	146	869
Woodward Mountain Wind, LLC	Allocate Telecommunication Costs to Affiliate		S	146	1,121
Woodward Mountain Wind, LLC	Allocation of Vendor Charges to Affiliate		S	146	1,659
Woodward Mountain Wind, LLC	Central Lab Services		S	146	4,548
Woodward Mountain Wind, LLC	Payroll Overheads Associated with Services Provided to Affiliates		S	146	10,745
Woodward Mountain Wind, LLC	Power Delivery Services		S	146	440
Woodward Mountain Wind, LLC	Power Generation Services		S	146	9,489
WPP 1993 Holdings, LLC	Allocate Telecommunication Costs to Affiliate		S	146	2,524
WPP 1993 Holdings, LLC	Allocation of Software Costs to Affiliate		S	146	355

ANALYSIS OF DIVERSIFICATION ACTIVITY
Summary of Affiliated Transfers and Cost Allocations

FLORIDA POWER & LIGHT COMPANY
For the Year Ended December 31, 2023

Name of Affiliate (a)	Type of Service and/or Name of Product (b)	Relevant Contract or Agreement and Effective Date (c)	Charge for Year		Dollar Amount (f)
			"P" or "S" (d)	Account Number (e)	
WPP 1993 Holdings, LLC	Payroll Overheads Associated with Services Provided to Affiliates		S	146	1,746
WPP 1993 Holdings, LLC	Power Delivery Services		S	146	440
WSGP Gas Producing, LLC	Allocation of Expenses from Affiliate		P	923	428
Yellow Pine Solar II, LLC	Allocation of Software Costs to Affiliate		S	146	915
Yellow Pine Solar II, LLC	Engineering & Construction Services		S	146	2,442
Yellow Pine Solar II, LLC	Integrated Supply Chain Services		S	146	15,000
Yellow Pine Solar II, LLC	Payroll Overheads Associated with Services Provided to Affiliates		S	146	15,325
Yellow Pine Solar II, LLC	Reimbursement of Employee Expenses		S	146	1,948
Yellow Pine Solar, LLC	Allocate Telecommunication Costs to Affiliate		S	146	845
Yellow Pine Solar, LLC	Allocation of Vendor Charges to Affiliate		S	146	8,045
Yellow Pine Solar, LLC	Environmental Services		S	146	2,780
Yellow Pine Solar, LLC	Human Resources Services		S	146	8,146
Yellow Pine Solar, LLC	Information Technology Capital Support		S	146	6,206
Yellow Pine Solar, LLC	Payroll Overheads Associated with Services Provided to Affiliates		S	146	19,465
Yellow Pine Solar, LLC	Power Generation Capital Support		S	146	11,378
Yellow Pine Solar, LLC	Power Generation Services		S	146	25,825
Yellow Pine Solar, LLC	Reimbursement of Employee Expenses		S	146	17,678
Young Wind, LLC	Allocate Telecommunication Costs to Affiliate		S	146	867
Young Wind, LLC	Central Lab Services		S	146	8,855
Young Wind, LLC	Engineering & Construction Services		S	146	9,499
Young Wind, LLC	Payroll Overheads Associated with Services Provided to Affiliates		S	146	5,231

Footnotes and General Comments:

Note 1: Services provided by FPL primarily include accounting, financial, consulting, human resources systems and programs, education and training, land management, legal, payroll, management and administrative, computer services, printing and duplicating, physical facilities, software maintenance and license fees.

Note 2: Services provided to affiliates are recorded in FERC account 146 (Accounts Receivable from Associated Companies). The FERC account offset to 146 is not easily identifiable.

Note 3: Column (c) Relevant Contract or Agreement and Effective Date - all activity between FPL and its affiliates is in accordance with FPL's Cost Allocation Manual (CAM)

Note 4: Column (c) Relevant Contract or Agreement and Effective Date - all activity between FPL and LoneStar Transmission LLC is governed by a Corporate Services Agreement dated 5/15/2003, which is in accordance with FPL's Cost Allocation Manual (CAM)

Note 5: Column (c) Relevant Contract or Agreement and Effective Date - all activity between FPL and Trans Bay Cable LLC is governed by a Corporate Services Agreement dated 10/30/2020, which is in accordance with FPL's Cost Allocation Manual (CAM)

Note 6: Column (c) Relevant Contract or Agreement and Effective Date - all activity between FPL and NextEra Energy Transmission New York Inc is governed by a Corporate Services Agreement dated 10/30/2021, which is in accordance with FPL's Cost Allocation Manual (CAM)

Note 7: Column (c) Relevant Contract or Agreement and Effective Date - all activity between FPL and NextEra Energy Transmission Southwest LLC is governed by a Corporate Services Agreement dated 1/5/2021, which is in accordance with FPL's Cost Allocation Manual (CAM)

General Comments:

Items exclude payments of cash collected on behalf of Affiliates.

**Analysis of Diversification Activity
Assets or Rights Purchased from or Sold to Affiliates**

**Florida Power & Light Company
For the Period Ended December 31, 2023**

Provide a summary of affiliated transactions involving asset transfers or the right to use assets.

Name of Affiliate	Description of Asset or Right	Cost/Orig. Cost	Accumulated Depreciation	Net Book Value	Fair Market Value	Purchase or Sales Price	Title Passed Yes/No
<u>Purchases/Transfers from Affiliates:</u>							
NextEra Energy Seabrook Station, LLC	SEA CID 22903-2 LUBRICANT	97		97	45	45	Yes
NextEra Energy Point Beach, LLC	PB CID 174016-3 FUSE	463		463	2,285	463	Yes
NextEra Energy Point Beach, LLC	PB CID 366621-1 GREASE	401		401	954	401	Yes
NextEra Energy Point Beach, LLC	PB CID 364040-3 0-RING	487		487	987	487	Yes
NextEra Energy Seabrook Station, LLC	SEA CID 404450-4 CAP	166		166	267	166	Yes
NextEra Energy Seabrook Station, LLC	SEA CID 26145-1 CIRCUIT BOARD	3,077		3,077	10,885	3,077	Yes
NextEra Energy Point Beach, LLC	PB CID 9100687-1 ASSEMBLY	6,588		6,588	13,498	6,588	Yes
NextEra Energy Point Beach, LLC	PB CID 1746019-3 TO PTN FUSE	1,092		1,092	2,297	1,092	Yes
NextEra Energy Point Beach, LLC	PB CID 1746019-4 TO PTN FUSE	546		546	1,149	546	Yes
NextEra Energy Point Beach, LLC	PB-PSL CID 363177-2	120		120	164	120	Yes
NextEra Energy Point Beach, LLC	PB CID 9151932-4 SCREW.	198		198	340	198	Yes
NextEra Energy Seabrook Station, LLC	SEA CID 371512-4 AIR FILTER	1,454		1,454	1,260	1,260	Yes
NextEra Energy Seabrook Station, LLC	SEA CID 22903-2 LUBRICANT	169		169	27	27	Yes
NextEra Energy Seabrook Station, LLC	SEA CID 23386-4 GASKET	996		996	2,125	996	Yes
NextEra Energy Seabrook Station, LLC	SEA CID 403066-4	121		121	180	121	Yes
NextEra Energy Point Beach, LLC	PB CID 1661556-4 CONTROLLER	10,648		10,648	23,720	10,648	Yes
NextEra Energy Seabrook Station, LLC	SEA CID 440955-1 BREAKER	1,968		1,968	4,299	1,968	Yes
NextEra Energy Point Beach, LLC	PB CID 9500095-2 BLOCK	135		135	199	135	Yes
NextEra Energy Seabrook Station, LLC	SEA CID 36780-2 FUSE	1,797		1,797	3,918	1,797	Yes
NextEra Energy Point Beach, LLC	PB CID 6557054-1 BOLT ANCHOR	278		278	200	200	Yes
NextEra Energy Seabrook Station, LLC	SEA CID 1675581-1 BEARINGS	420		420	835	420	Yes
NextEra Energy Seabrook Station, LLC	SEA CID 1715578-4 CAPACITOR	85		85	87	85	Yes
NextEra Energy Seabrook Station, LLC	SEA CID 1836931-1 SHAFT.	3,479		3,479	7,680	3,479	Yes
NextEra Energy Point Beach, LLC	PB CID 1719362-1 SWITCH	6,032		6,032	4,925	4,925	Yes
NextEra Energy Duane Arnold, LLC	PDA CID 145135-4 GASKET	46		46	384	46	Yes
NextEra Energy Seabrook Station, LLC	SEA CID 742945-1 ANCHOR BOLT.	56		56	23	23	Yes
NextEra Energy Point Beach, LLC	PB CID 1690658-1 RELAY.	738		738	1,547	738	Yes
NextEra Energy Seabrook Station, LLC	SEA CID 12796-2 FUSE	130		130	398	130	Yes
NextEra Energy Seabrook Station, LLC	SEA CID 33072-1 KIT HEATSHRINK	1,445		1,445	3,130	1,445	Yes
NextEra Energy Seabrook Station, LLC	SEA CID 63234-4 VENT	135		135	219	135	Yes
NextEra Energy Seabrook Station, LLC	SEA CID 409238-2 BREAKER	3,690		3,690	6,255	3,690	Yes
NextEra Energy Seabrook Station, LLC	SEA CID 133193-2 ADHESIVE	368		368	299	299	Yes
NextEra Energy Seabrook Station, LLC	SEA CID 437484-2 VALVE BALL	749		749	881	749	Yes
NextEra Energy Point Beach, LLC	PB CID 9179917-4 PIN	76		76	2,580	76	Yes

**Analysis of Diversification Activity
Assets or Rights Purchased from or Sold to Affiliates**

**Florida Power & Light Company
For the Period Ended December 31, 2023**

Provide a summary of affiliated transactions involving asset transfers or the right to use assets.

Name of Affiliate	Description of Asset or Right	Cost/Orig. Cost	Accumulated Depreciation	Net Book Value	Fair Market Value	Purchase or Sales Price	Title Passed Yes/No
NextEra Energy Seabrook Station, LLC	SEA CID 441678-4 RESISTOR.	138		138	206	138	Yes
NextEra Energy Seabrook Station, LLC	SEA CID 23691-1 RELAY.	4,497		4,497	9,976	4,497	Yes
NextEra Energy Point Beach, LLC	PB CID 9543412-4 0-RING.	111		111	40	40	Yes
NextEra Energy Point Beach, LLC	PB CID 9033409-1 SCREW CAP	167		167	99	99	Yes
NextEra Energy Constructors, LLC	INVERTERS	187,300		187,300	254,000	187,300	Yes
NextEra Energy Constructors, LLC	INVERTERS	187,300		187,300	254,000	187,300	Yes
NextEra Energy Constructors, LLC	INVERTERS	187,300		187,300	254,000	187,300	Yes
NextEra Energy Constructors, LLC	INVERTERS	187,300		187,300	254,000	187,300	Yes
NextEra Energy Point Beach, LLC	CID 1513949-4 REPAIR KIT	11,257		11,257	8,232	8,232	Yes
NextEra Energy Point Beach, LLC	PB CID 362667-2 BLOCK	1,614		1,614	610	610	Yes
NextEra Energy Point Beach, LLC	PB CID 368366-2 RELAY.	11,913		11,913	8,863	8,863	Yes
NextEra Energy Point Beach, LLC	PB CID 9032459-1 LUBRICANT.	1,418		1,418	336	336	Yes
NextEra Energy Duane Arnold, LLC	X-SUPREME 8000	46		46	26,700	46	Yes
NextEra Energy Constructors, LLC	PV MODULES - SOLAR PANELS	394,733		394,733	988,794	394,733	Yes
NextEra Energy Constructors, LLC	SOLAR PANELS	4,463		4,463	9,883	4,463	Yes
NextEra Energy Point Beach, LLC	PB TO PSL CID 9033318-1 FUSE	252		252	460	252	Yes
NextEra Energy Point Beach, LLC	PB CID 6555313-4 POWER SUPPLY.	911		911	1,935	911	Yes
NextEra Energy Duane Arnold, LLC	PDA CID 1511175-4 FILTER	46		46	216	46	Yes
Desert Sunlight 300, LLC	MODULE:ANALOG OUTPUT	1,221		1,221	2,922	1,221	Yes
NextEra Energy Seabrook Station, LLC	SEA CID 355694-1 AMP	84,389		84,389	74,485	74,485	Yes
NextEra Energy Point Beach, LLC	PB CID 9032447-2 TERMINAL	414		414	217	217	Yes
Roundhouse Renewable Energy, LLC	CONNECTOR:SHEARBOLT 1/0-350	197		197	146	146	Yes
Wilmot Energy Center, LLC	BOL T:SHEAR; LUGS 2 HOLE; 750	7,904		7,904	5,892	5,892	Yes
Wilmot Energy Center, LLC	CONNECTOR:SHEAR BOLT	6,015		6,015	5,496	5,496	Yes
Wilmot Energy Center, LLC	FUSE:HP15NH PV SOLAR	597		597	1,114	597	Yes
Wilmot Energy Center, LLC	FUSE:HP15NH PV SOLAR	519		519	474	474	Yes
NextEra Energy Point Beach, LLC	PB CID 6538990-4 VALVE	1,848		1,848	1,812	1,812	Yes
NextEra Energy Point Beach, LLC	PB CID 1001814-4, BOARD	8,669		8,669	19,294	8,669	Yes
Cool Springs Solar, LLC	UNIT:SC-UP POWER SC-ST1512.1D	58,146		58,146	41,790	41,790	Yes
NextEra Energy Seabrook Station, LLC	SEA CID 1864609-3 CAMERA	44,491		44,491	39,777	39,777	Yes
Fish Springs Ranch Solar, LLC	UNIT:SC-UP POWER SC-ST1512.1D	44,118		44,118	41,790	41,790	Yes
NextEra Energy Point Beach, LLC	PB CID 1751887-4 RELAY	278		278	519	278	Yes
NextEra Energy Point Beach, LLC	PB CID 9149824-4 DOWELL	421		421	839	421	Yes
NextEra Energy Point Beach, LLC	PB-PTN CID 1697698-4, POWER SUPPLY	1,179		1,179	2,508	1,179	Yes
NextEra Energy Point Beach, LLC	SEA CID 60346-1 RELAY	1,785		1,785	2,144	1,785	Yes
NextEra Energy Point Beach, LLC	PB CID 9543412-4, 0-RING	55		55	20	20	Yes

**Analysis of Diversification Activity
Assets or Rights Purchased from or Sold to Affiliates**

**Florida Power & Light Company
For the Period Ended December 31, 2023**

Provide a summary of affiliated transactions involving asset transfers or the right to use assets.

Name of Affiliate	Description of Asset or Right	Cost/Orig. Cost	Accumulated Depreciation	Net Book Value	Fair Market Value	Purchase or Sales Price	Title Passed Yes/No
NextEra Energy Seabrook Station, LLC	SEA CID 435046-3, REPAIR KIT	316		316	241	241	Yes
NextEra Energy Point Beach, LLC	PB CID 9033292-2 RELAY	2,911		2,911	6,432	2,911	Yes
NextEra Energy Constructors, LLC	SOLAR PANELS TRINA SOLAR	6,979,683		6,979,683	15,615,338	6,979,683	Yes
NextEra Energy Point Beach, LLC	PB CID 9155649-4 WASHERS.	228		228	454	228	Yes
NextEra Energy Point Beach, LLC	PB CID1001925-4 WASHERS.	404		404	848	404	Yes
NextEra Energy Seabrook Station, LLC	SEA CID 76705-4 WASHER	490		490	987	490	Yes
NextEra Energy Duane Arnold, LLC	PDA-PTN CID 197952-1, RELAY	9		9	0	0	Yes
NextEra Energy Duane Arnold, LLC	PDA-PTN CID 197953-1 RELAY	15		15	0	0	Yes
NextEra Energy Duane Arnold, LLC	PDA-PTN CID 197954-1, RELAY	23		23	0	0	Yes
NextEra Energy Point Beach, LLC	PB CID 9213759-3 CIRCUIT BOARD	12,325		12,325	27,463	12,325	Yes
NextEra Energy Seabrook Station, LLC	SEA CID 31778-4 INSTRUMENT	18,776		18,776	41,896	18,776	Yes
NextEra Energy Point Beach, LLC	PB CID 1809935-3 CIRCUIT CARD	16,106		16,106	35,922	16,106	Yes
NextEra Energy Seabrook Station, LLC	SEA CID 7336-4 SWITCH	234		234	742	234	Yes
NextEra Energy Point Beach, LLC	PB CID'S 439170-3 CIRCUIT CARDS	28,157		28,157	31,642	28,157	Yes
NextEra Energy Point Beach, LLC	PB CID'S 439169-3 CIRCUIT CARDS	28,157		28,157	35,040	28,157	Yes
NextEra Energy Seabrook Station, LLC	SEA CID 31752-4 REGULATOR	8,823		8,823	1,607	1,607	Yes
NextEra Energy Seabrook Station, LLC	SEA CID 79743.4 RECTIFIER	95		95	100	95	Yes
NextEra Energy Duane Arnold, LLC	PDA CID 225905-2 CAPACITOR	46		46	35	35	Yes
NextEra Energy Seabrook Station, LLC	SEA CID 81896-4 TRANSFORMER	237		237	472	237	Yes
NextEra Energy Seabrook Station, LLC	SEA CID 403263-4 SWITCH	45		45	45	45	Yes
Chaves County Solar, LLC	FUSE:HP15NH PV SOLAR	1,002		1,002	851	851	Yes
Florida Renewable Partners, LLC	GENERATOR STEP UP	1,362,100		1,362,100	1,835,000	1,362,100	Yes
NextEra Energy Constructors, LLC	SOLAR PANELS 530W	1,330,830		1,330,830	3,327,075	1,330,830	Yes
NextEra Energy Constructors, LLC	SOLAR PANELS 535W	358,236		358,236	895,590	358,236	Yes
NextEra Energy Seabrook Station, LLC	SEA CID 19446-4 ALARM	639		639	250	250	Yes
NextEra Energy Constructors, LLC	Power Conversion Units	1,332,920		1,332,920	1,691,176	1,332,920	Yes
						12,920,009	

**Analysis of Diversification Activity
Assets or Rights Purchased from or Sold to Affiliates**

**Florida Power & Light Company
For the Period Ended December 31, 2023**

Provide a summary of affiliated transactions involving asset transfers or the right to use assets.

Name of Affiliate	Description of Asset or Right	Cost/Orig. Cost	Accumulated Depreciation	Net Book Value	Fair Market Value	Purchase or Sales Price	Title Passed Yes/No
Sales to Affiliates							
NextEra Energy Point Beach, LLC	PTN CID 310734-2 ELEMENT	1,846		1,846	1,276	1,846	Yes
Oleander Holdings, LLC	CAPACITOR:0.130 MYF	4,716		4,716	4,288	4,716	Yes
Eight Point Wind, LLC	TX STA SERV 34500-277/480V 100KVA	8,681		8,681	7,728	8,681	Yes
Crowned Ridge Wind, LLC	SHKL ANG GALV 7/8"W 2-13/16"L 5/8"BT 30	432		432	74	432	Yes
NextEra Energy Point Beach, LLC	PTN CID 412193-4 BOLT ANCHOR	114		114	152	152	Yes
Cool Springs Solar, LLC	CONTACTOR:DC - RELAY 1500VDC 200-600 A	21,172		21,172	19,600	21,172	Yes
Cool Springs Solar, LLC	FUSE:E4D SWITCHGEAR FUSE 200A 1500VDC	24,793		24,793	22,176	24,793	Yes
Eight Point Wind, LLC	TX STA SERV 34500-277/480V 100KVA	8,681		8,681	7,728	8,681	Yes
NextEra Energy Seabrook Station, LLC	PTN CID 314637-3 HEATER	109		109	200	200	Yes
NextEra Energy Point Beach, LLC	PTN CID 314637-3 ADAPTER, ENGINE WATER	10,149		10,149	9,041	10,149	Yes
NextEra Energy Seabrook Station, LLC	PSL CID 1729178 FUSE	70		70	36	70	Yes
Cap Ridge Wind III, LLC	MODULE, BL CTNT DSP MOD FOR GE L90 C70	1,458		1,458	1,142	1,458	Yes
Cap Ridge Wind III, LLC	NUT HEX HVY GALV.IA563)1/2" STRUCTURAL	140		140	1	140	Yes
NextEra Energy Seabrook Station, LLC	PSL CID 1695981-4 PCB ASSY.	3,094		3,094	6,819	6,819	Yes
Genesis Solar, LLC	CAGE:ASY,CAVIII,4ST,F1SHER CONTROLS VLV	18,496		18,496	18,496	18,496	Yes
NextEra Energy Seabrook Station, LLC	PTN CID 332859-3 O-RING.	433		433	1,960	1,960	Yes
NextEra Energy Point Beach, LLC	PSL CID 330439-1 SOLENOID	15,180		15,180	75,350	75,350	Yes
Clearwater Energy Resources LLC	CON TRM COMP AL ST 4HP 1780 ACSR/TW	522		522	457	522	Yes
NextEra Energy Point Beach, LLC	PTN CID 162512-1 SPRING	20,355		20,355	22,000	22,000	Yes
NextEra Energy Point Beach, LLC	PSL CID 352557-4 GASKET	362		362	706	706	Yes
NextEra Energy Point Beach, LLC	PTN-PB 352277-4 TUBE	72		72	144	144	Yes
NextEra Energy Point Beach, LLC	PTN-PB 352281-4 TUBE	116		116	208	208	No
NextEra Energy Point Beach, LLC	PTN-PB 352230-4 TUBE	23		23	35	35	Yes
NextEra Energy Point Beach, LLC	PTN-PB 352229-4 TUBE	46		46	86	86	Yes
NextEra Energy Point Beach, LLC	PSL CID 310063-4 TUBE	87		87	91	91	Yes
NextEra Energy Seabrook Station, LLC	PTN CID 435046-3 KIT	212		212	241	241	Yes
Buena Vista Energy Center, LLC	PLUG BUSHING WELL 15/25KV 200A	731		731	1,042	1,042	Yes
NextEra Energy Point Beach, LLC	PTN CID'S 419903-3 BOARD	799		799	1,125	1,125	Yes
NextEra Energy Point Beach, LLC	PTN CID 419904-3 MODULE.	4,106		4,106	8,525	8,525	Yes
NextEra Energy Point Beach, LLC	PSL CID 345191-1 RELAY	3,102		3,102	4,288	4,288	Yes
NextEra Energy Seabrook Station, LLC	PSL CID 67303-4 FILTER.	162		162	260	260	Yes
NextEra Energy Point Beach, LLC	PTN CID 390860-1 RELAY	1,677		1,677	1,635	1,677	Yes
NextEra Energy Point Beach, LLC	PSL CID 351759-1 NUT	599		599	494	599	Yes
Vasco Winds, LLC	BSH N XV YV 34KV 3000A	21,195		21,195	19,244	21,195	Yes
Vasco Winds, LLC	BSH HV 800A 230KV 264" CREEP	35,718		35,718	34,296	35,718	Yes

**Analysis of Diversification Activity
Assets or Rights Purchased from or Sold to Affiliates**

**Florida Power & Light Company
For the Period Ended December 31, 2023**

Provide a summary of affiliated transactions involving asset transfers or the right to use assets.

Name of Affiliate	Description of Asset or Right	Cost/Orig. Cost	Accumulated Depreciation	Net Book Value	Fair Market Value	Purchase or Sales Price	Title Passed Yes/No
Oleander Holdings, LLC	INSULATOR:STANDOFF	44,684		44,684	39,950	44,684	Yes
NextEra Energy Seabrook Station, LLC	PSL CID 310081-4 GASKET.	622		622	67	622	Yes
NextEra Energy Seabrook Station, LLC	PTN CID 338704-4 GASKET.	313		313	596	596	Yes
NextEra Energy Point Beach, LLC	PTN CID 319586-3 RING	140		140	6	140	Yes
NextEra Energy Point Beach, LLC	PSL CID 420068-4 0-RING.	59		59	28	59	Yes
NextEra Energy Point Beach, LLC	PTN CID 363044-3 SEALANT.	2,733		2,733	3,046	3,046	Yes
NextEra Energy Seabrook Station, LLC	PSL CID 1655283-3 RIG HOIST.	1,837		1,837	3,902	3,902	Yes
NextEra Energy Point Beach, LLC	PSL CID 333990-1 RING	8,072		8,072	8,225	8,225	Yes
Grazing Yak Solar, LLC	TRANSFORMER	37,795		37,795	60,000	60,000	Yes
SafeGuard Venture Holdings, LLC	PMR PIPE LINE 1.3 MILES	0		0	236,537	236,537	Yes
NextEra Energy Seabrook Station, LLC	PSL CID 381130-4 NUT	198		198	163	198	Yes
NextEra Energy Seabrook Station, LLC	PTN CID 331259-1 DRAIN	62		62	1,686	1,686	Yes
NextEra Energy Seabrook Station, LLC	PSL CID 383624-4 PIN	158		158	256	256	Yes
NextEra Energy Seabrook Station, LLC	PSL CID 85150-2 POWER SUPPLY	394		394	881	881	Yes
NextEra Energy Point Beach, LLC	PSL CID 364142-4 FILTER	1,155		1,155	120	1,155	Yes
NextEra Energy Point Beach, LLC	PTN CID 364142-3 FILTER	3,053		3,053	360	3,053	Yes
NextEra Energy Seabrook Station, LLC	ROPE:ELECTRICAL,SHAFT GROUNDING SILVER	2,157		2,157	4,620	4,620	Yes
NextEra Energy Seabrook Station, LLC	PTN CID 383045-3 PROBE	2,733		2,733	2,710	2,733	Yes
NextEra Energy Seabrook Station, LLC	PTN CID 311924-4 POSITIONER	827		827	733	827	Yes
NextEra Energy Seabrook Station, LLC	PSL CID 423048-4 DRYER	1,727		1,727	1,622	1,727	Yes
NextEra Energy Seabrook Station, LLC	ELEMENT:FIL TER K-3100 3-1/2" ID 6" OD 28	644		644	681	681	Yes
NextEra Energy Point Beach, LLC	PTN CID 383045-3 PROBE.	5,420		5,420	3,256	5,420	Yes
NextEra Energy Seabrook Station, LLC	PSL CID 73396-4 CONVERTER.	529		529	1,080	1,080	Yes
NextEra Energy Seabrook Station, LLC	PSL CID 201861-4 SPINDLE.	1,534		1,534	2,576	2,576	Yes
NextEra Energy Point Beach, LLC	PSL_CID 364142-4 FILTER	3,374		3,374	3,466	3,466	Yes
Horse Hollow Wind III, LLC	DE:CMPR,1 TONGUE,795 MCM 26/7 ACSRALUM	2,454		2,454	1,101	2,454	Yes
Horse Hollow Wind III, LLC	SHKL ANC GALV 1.25"W 3.5"L 7/8"CTTR 60K#	105		105	92	105	Yes
Horse Hollow Wind III, LLC	CLV Y-SKT 52-8 2-13/16"L 50K#	149		149	120	149	Yes
Horse Hollow Wind III, LLC	INS SUSP 11"X6-1/8" 50K 52-11 GLASS	20,101		20,101	23,782	23,782	Yes
Florida City Gas	2017 FORD ESCAPE	479		479	15,500	479	Yes
Florida City Gas	2018 CHEV EQUINOX	16,829		16,829	17,000	16,829	Yes
Florida City Gas	2014 FORD F150	139		139	43,500	139	Yes
Florida City Gas	2011 FORD F150	46		46	10,000	46	Yes
NextEra Energy Seabrook Station, LLC	POWER SUPPLY FOR UR RELAYS GE URSHA	989		989	785	989	Yes
NextEra Energy Seabrook Station, LLC	PSL CID 314800-1 KIT	1,815		1,815	768	1,815	Yes
Stuttgart Solar Holdings, LLC	LIGHT:PECELITE LV5F30-NF	6,517		6,517	5,791	6,517	Yes
Ashtabula Wind I, LLC	CON, TRM,BL TD,GV, 15D, 1 HP,#4-2/0CU 7/8"BLT	63		63	16	63	Yes

**Analysis of Diversification Activity
Assets or Rights Purchased from or Sold to Affiliates**

**Florida Power & Light Company
For the Period Ended December 31, 2023**

Provide a summary of affiliated transactions involving asset transfers or the right to use assets.

Name of Affiliate	Description of Asset or Right	Cost/Orig. Cost	Accumulated Depreciation	Net Book Value	Fair Market Value	Purchase or Sales Price	Title Passed Yes/No
Ashtabula Wind I, LLC	BKT,OHWG,LOOP GALV 18"L,3/4"BLT,6"THD	237		237	36	237	Yes
NextEra Energy Seabrook Station, LLC	PTN CID 93161-1 POWER SUPPLY	27,505		27,505	61,436	61,436	Yes
NextEra Energy Seabrook Station, LLC	PTN CID 377182-3 SPACER	74		74	61	74	Yes
NextEra Energy Seabrook Station, LLC	PTN CID 355694-1, AMPLIFIER	130,204		130,204	150,970	150,970	Yes
NextEra Energy Seabrook Station, LLC	PTN CID 238036-4, FILTER	1,215		1,215	2,616	2,616	Yes
NextEra Energy Point Beach, LLC	PSL CID 368622-1, PUMP ASSEMBLY	2,353		2,353	5,162	5,162	Yes
NextEra Energy Seabrook Station, LLC	PSL CID 314808-1, MOTOR KIT	2,391		2,391	1,690	2,391	Yes
NextEra Energy Seabrook Station, LLC	ROPE:ELECTRICAL,SHAFT GROUNDING SILVER	2,913		2,913	6,311	6,311	Yes
NextEra Energy Point Beach, LLC	PTN CID 332805-4 GASKET	676		676	4,586	4,586	Yes
NextEra Energy Point Beach, LLC	VALVE:GLOBE 2" 800LB/1975LB SW,CR BOY,	502		502	785	785	Yes
Harmony Florida Solar, LLC	KIT:SPLICE,350 KCMIL,W/ SHEAR BOLT	2,141		2,141	1,950	2,141	Yes
Harmony Florida Solar, LLC	CONNECTOR:T-BODY PLUG 600A,35 KV	380		380	540	540	Yes
Harmony Florida Solar, LLC	PLUG:CONNECTOR,T-BODY CONNECTING W/O STU	573		573	971	971	Yes
NextEra Energy Seabrook Station, LLC	PSL CID 423207-4 CIRCUIT BOARDS	6,935		6,935	15,413	15,413	Yes
NextEra Energy Seabrook Station, LLC	PSL CID 423206-4 CIRCUIT BOARDS	3,830		3,830	3,830	3,830	Yes
Florida Southeast Connection, LLC	RAINGEAR HOOD FIRE RESIST	66		66	36	66	Yes
Florida Southeast Connection, LLC	RAINGEAR,COAT,X-LG 54" LIME,FIRE RESIST	227		227	181	227	Yes
Florida Southeast Connection, LLC	RAINGEAR,COAT,XXX-LARGE 54",FIRE RESIST	241		241	192	241	Yes
NextEra Energy Seabrook Station, LLC	GLV,DISP,BLUE,LG,NITRILE, 1 EA=1 BOX OF100	1,286		1,286	968	1,286	Yes
NextEra Energy Point Beach, LLC	PTN CID 325292-3 LAMP	458		458	531	531	Yes
Taylor Creek Solar, LLC	ASSEMBLY - HARDWARE BRACKET FOR SOLAR PANE	0		0	2,070	2,359	Yes
Harmony Florida Solar, LLC	ASSEMBLY - HARDWARE BRACKET FOR SOLAR PANE	0		0	4,720	5,320	Yes
Genesis Solar, LLC	CHEMICAL HEAT TRANSFER FLUID	0		0	475,000	475,000	Yes
Chesapeake Solar Project, LLC	FUSED,34KV,200A SMD-20,VERT	1,219		1,219	1,602	1,602	Yes
NextEra Energy Point Beach, LLC	PTN CID 1664499-1 KIT	60,088		60,088	69,850	69,850	Yes
NextEra Energy Point Beach, LLC	PTN CID 332761-3 DETECTOR	2,240		2,240	4,909	4,909	Yes
NextEra Energy Point Beach, LLC	PTN CID 6554601-2 MODULE	3,138		3,138	934	3,138	Yes
NextEra Energy Point Beach, LLC	PTN CID 1859420-1 ELBOW	899		899	1,908	1,908	Yes
NextEra Energy Point Beach, LLC	PTN CID 1657300-3 POSITIONER	4,948		4,948	16,223	16,223	Yes
NextEra Energy Point Beach, LLC	PSL CID 231922-3 BLOCK	649		649	558	649	Yes
NextEra Energy Point Beach, LLC	PSL CID 303573-1 CAP	377		377	731	731	Yes
NextEra Energy Seabrook Station, LLC	PTN CID 355694-1 AMPLIFIER	84,394		84,394	75,485	84,394	Yes
NextEra Energy Point Beach, LLC	PTN CID 1858553-3 KIT	3,291		3,291	3,300	3,300	Yes
NextEra Energy Seabrook Station, LLC	PSL CID 344731-2 RELAY	1,994		1,994	1,143	1,994	Yes
NextEra Energy Seabrook Station, LLC	PSL CID 367608-2 HEATER	103		103	68	103	Yes
NextEra Energy Seabrook Station, LLC	PTN CID 1858652-1 ANCHOR	105		105	49	105	Yes
NextEra Energy Project Management, LLC	SOLAR PANELS 540W	7,532		7,532	6,278	7,532	Yes

**Analysis of Diversification Activity
Assets or Rights Purchased from or Sold to Affiliates**

**Florida Power & Light Company
For the Period Ended December 31, 2023**

Provide a summary of affiliated transactions involving asset transfers or the right to use assets.

Name of Affiliate	Description of Asset or Right	Cost/Orig. Cost	Accumulated Depreciation	Net Book Value	Fair Market Value	Purchase or Sales Price	Title Passed Yes/No
NextEra Energy Point Beach, LLC	PTN CID 1842042-4, INDICATOR	2,873		2,873	9,053	9,053	Yes
Blythe Solar 110, LLC	INVERTER USED	99,465		99,465	88,977	99,465	Yes
						1,772,562	

**Florida Power & Light Company
For the Year Ended December 31, 2023**

List Employees earning more than \$30,000 annually transferred from/to the utility from/to an affiliate company.

<u>Employee</u>	<u>Company Transferred from</u>	<u>Company Transferred to</u>	<u>Old Job Assignment</u>	<u>New Job Assignment</u>	<u>Transfer</u> <u>Permanent or</u> <u>Temporary and</u> <u>Duration</u>
10082592	Florida City Gas	Florida Power & Light Company	Operations Director - Gas Infrastructure	Emergency Preparedness, Director Rotatio	Permanent
10082591	Florida City Gas	Florida Power & Light Company	Field Specialist II	Administrative Technician	Permanent
10093273	Florida City Gas	Florida Power & Light Company	Energy Conservation Coordinator	Dispatcher Clerk Early	Permanent
80078	Florida City Gas	Florida Power & Light Company	Principal Programmer Analyst	IT Technology Leader	Permanent
10092911	Florida City Gas	Florida Power & Light Company	Engineering Leader	PGD Central Maintenance Manager	Permanent
10094307	Florida City Gas	Florida Power & Light Company	Associate Engineer	PGD Maintenance Specialist	Permanent
10082607	Florida City Gas	Florida Power & Light Company	Sr Inventory Services Specialist	Sr Inventory Services Specialist	Permanent
43106	Florida City Gas	Florida Power & Light Company	Sr Resolution Technician- FCG	Assoc Investigator Revenue Protection	Permanent
10092794	Florida City Gas	Florida Power & Light Company	Pipeline Integrity Analyst	Business Analyst II	Permanent
30619	Florida City Gas	Florida Power & Light Company	Accounting Technician - NexEra	BPO Technician	Permanent
10095367	Florida City Gas	Florida Power & Light Company	Associate Business Analyst	Assoc Regulatory Affairs Analyst	Permanent
10082727	Florida City Gas	Florida Power & Light Company	Sr Regulatory Affairs Analyst	Business Analyst I - PD	Permanent
10083842	Florida City Gas	Florida Power & Light Company	Engineer II	Engineer II - Dsbn	Permanent
10082731	Florida City Gas	Florida Power & Light Company	Sr Manager Reliability Standards & Compl	Senior Mgr Reliability Standards & Compl	Permanent
22164	Florida City Gas	Florida Power & Light Company	Manager Retail Operations	Manager of GCS Change & Project Manageme	Permanent
22163	Florida City Gas	Florida Power & Light Company	Operations Manager - Gas Infrastructure	Operations Manager - T/S	Permanent
10082509	Florida City Gas	Florida Power & Light Company	Senior Director Strategy & Business Deve	Senior Director Fiber Development	Permanent
10089103	Florida Power & Light Company	Florida Power & Light Company	Associate Customer Account Specialist	Customer Account Specialist	Permanent
10091103	Florida Power & Light Company	Florida Power & Light Company	Lead HR Advisor	Project Manager Development	Permanent
10084154	Florida Power & Light Company	NextEra Project Mgmt	Lead HR Advisor	Lead HR Advisor	Permanent
10089079	Florida Power & Light Company	NextEra Project Mgmt	Sr Accountant	Principal Financial Analyst	Permanent
10089289	Florida Power & Light Company	NextEra Project Mgmt	N Engineer Senior	Principal Engineer	Permanent
10091181	Florida Power & Light Company	NextEra Energy Resources, LLC	Sr. Director, Corp Development & Strateg	Sr.Director Strategic Initiatives	Permanent
43139	Florida Power & Light Company	NextEra Energy Resources, LLC	VP Corporate Real Estate	VP Pricing & Analytics	Permanent
10095642	Florida Power & Light Company	NextEra Energy Resources, LLC	Assoc Recruiting & Placement Spec	Assoc Recruiting & Placement Spec	Permanent
77880	Florida Power & Light Company	NextEra Operating Svcs	Inventory Services Specialist	Sr PGD Business Services Tech NextEra	Permanent
10092376	Florida Power & Light Company	NextEra Energy Resources, LLC	Associate Environmental Specialist	Business Analyst II	Permanent
10083123	Florida Power & Light Company	NextEra Energy Resources, LLC	IT Business Systems Analyst	Sourcing Specialist I	Permanent
10093235	Florida Power & Light Company	NextEra Project Mgmt	Senior Community & Content Strategist	Sr. Application Specialist	Permanent
10093201	Florida Power & Light Company	NextEra Energy Resources, LLC	Sr Communicatons Strategist	Senior Digital Experience Strategist	Permanent
79822	Florida Power & Light Company	NextEra Project Mgmt	Engineer I - T/S	Senior Regulatory Affairs Analyst, Strat	Permanent
80985	Florida Power & Light Company	NextEra Energy Resources, LLC	Sr Recruiting & Placement Specialist	Sr Engineer - T/S	Permanent
10096370	Florida Power & Light Company	NextEra Energy Resources, LLC	Sr Business Analyst	Sr Recruiting & Placement Specialist	Permanent
27832	Florida Power & Light Company	NextEra Energy Resources, LLC	Principal PGD Engineer	Sr Strategic Projects Consultant	Permanent
41522	Florida Power & Light Company	NextEra Energy Resources, LLC	Senior IT Programmer Analyst	Principal Engineer	Permanent
10092063	Florida Power & Light Company	NextEra Operating Svcs	Regional Manager II	Senior IT Programmer Analyst	Permanent
79884	Florida Power & Light Company	NextEra Project Mgmt	Principal IT Business Intelligence Anly	Regional Manager II	Permanent
75427	Florida Power & Light Company	NextEra Energy Resources, LLC	N Engineer Principal	IT Technology Leader	Permanent
25173	Florida Power & Light Company	NextEra Energy Resources, LLC	Regional Manager II	Senior Project Manager Development	Permanent
33619	Florida Power & Light Company	NextEra Energy Resources, LLC	Manager Payments	PGD Technical Services Manager	Permanent
12810	Florida Power & Light Company	NextEra Project Mgmt	Digital Experience Specialist	Project Director Development	Permanent
10094615	Florida Power & Light Company	NextEra Energy Resources, LLC	Administrative Technician	Digital Experience Specialist	Permanent
80822	Florida Power & Light Company	NextEra Energy Resources, LLC	VP Marketing & Communications	Administrative Technician	Permanent
80660	Florida Power & Light Company	NextEra Energy, Inc.	Associate Accounting Technician	Leader, Digital Execution	Permanent
10083126	Florida Power & Light Company	NextEra Energy Resources, LLC	Recruiting & Placement Specialist II	VP Marketing & Communications	Permanent
10097124	Florida Power & Light Company	NextEra Energy Resources, LLC	Financial Analyst I	Associate Accounting Technician	Permanent
10092525	Florida Power & Light Company	NextEra Energy Marketing, LLC	Engineer II - T/S	Sr Event Planner	Permanent
10092948	Florida Power & Light Company	NextEra Energy Seabrook, LLC	IT Business Systems Analyst	Credit Analyst - Energy Mktg	Permanent
10082012	Florida Power & Light Company	NextEra Energy Resources, LLC		N Engineer II	Permanent
10092406	Florida Power & Light Company	NextEra Energy Resources, LLC		Senior Compliance Analyst	Permanent

<u>Employee</u>	<u>Company Transferred from</u>	<u>Company Transferred to</u>	<u>Old Job Assignment</u>	<u>New Job Assignment</u>	<u>Transfer Permanent or Temporary and Duration</u>
10093083	Florida Power & Light Company	NexEra Energy Resources, LLC	Senior Budget Analyst	Sourcing Specialist I	Permanent
10092446	Florida Power & Light Company	NexEra Operating Svcs	Meter Elect A	Field Operations HV Technician II	Permanent
43028	Florida Power & Light Company	NexEra Energy Resources, LLC	Business Analyst II	PGD Sr. Business Analyst	Permanent
10089357	Florida Power & Light Company	NexEra Energy Resources, LLC	Sourcing Specialist I	Sourcing Specialist	Permanent
10092699	Florida Power & Light Company	NexEra Project Mgmt	Sr HR Advisor	Sr HR Advisor	Permanent
81159	Florida Power & Light Company	NexEra Energy Resources, LLC	Senior IT Business Systems Analyst	Senior Scrum Master	Permanent
11668	Florida Power & Light Company	NexEra Project Mgmt	Production Lead - Dsbn	High Voltage Field Manager	Permanent
10085063	Florida Power & Light Company	NexEra Transmission, LLC	Lead Development Technology Specialist	Principal Transmission Analyst	Permanent
76527	Florida Power & Light Company	NexEra Analytics Inc	NEXT Step Rotation Program	Lead Product Marketing Strategist	Permanent
26698	Florida Power & Light Company	NexEra Energy Resources, LLC	Sr Accountant	Principal Corporate Finance Analyst	Permanent
26619	Florida Power & Light Company	NexEra Project Mgmt	Sr Project Manager - E&C	Sr Project Manager - E&C	Permanent
10084015	Florida Power & Light Company	NexEra Transmission, LLC	Area Manager - T/S	Sr Manager - Strategic Initiatives	Permanent
21250	Florida Power & Light Company	NexEra Transmission, LLC	Principal IT Project Manager	Director Regulatory Affairs	Permanent
22163	Florida Power & Light Company	Florida City Gas	Area Manager - Dsbn	Operations Manager - Gas Infrastructure	Permanent
27461	Florida Power & Light Company	NexEra Point Beach	N Work Mgt Supervisor	N Maintenance Section Supervisor	Permanent
77620	Florida Power & Light Company	NexEra Operating Svcs	Director, DSM, Revenue & Rate Strategy	Senior Director of CWE and Analytics	Permanent
10094408	Florida Power & Light Company	NexEra Project Mgmt	Assoc Recruiting & Placement Spec	Assoc Recruiting & Placement Spec	Permanent
10094832	Florida Power & Light Company	FPL Energy Services, Inc	Associate Business Analyst	Associate Business Analyst	Permanent
10090517	Florida Power & Light Company	NexEra Energy Resources, LLC	Associate Tax Analyst	Business Analyst II	Permanent
80396	Florida Power & Light Company	NexEra Energy Resources, LLC	IT Business Systems Analyst	Business Analyst I	Permanent
10089679	Florida Power & Light Company	NexEra Energy Resources, LLC	Engineer II - T/S	PGD Engineer	Permanent
10086620	Florida Power & Light Company	NexEra Project Mgmt	Engineer I	Project Manager Development	Permanent
73199	Florida Power & Light Company	NexEra Energy Resources, LLC	Sr Accountant	Sr Accountant	Permanent
10081773	Florida Power & Light Company	NexEra Transmission, LLC	Engineer I - T/S	Senior Project Manager Development	Permanent
76213	Florida Power & Light Company	NexEra Project Mgmt	NEXT Step Rotation Program	Lead Product Manager	Permanent
10082397	Florida Power & Light Company	NexEra Project Mgmt	IT Technology Leader	Manager of Customer Experience	Permanent
43240	Florida Power & Light Company	NexEra Energy Resources, LLC	Director Development	Director Development	Permanent
73930	Florida Power & Light Company	NexEra Energy Resources, LLC	Director Distribution Control Center	Sr Director Sourcing & Pricing Analytics	Permanent
81215	Florida Power & Light Company	NexEra Energy Resources, LLC	Customer Experience Specialist	Senior Customer Experience Specialist	Permanent
10088394	Florida Power & Light Company	FPL Energy Services, Inc	Business Analyst I	Business Analyst I	Permanent
79672	Florida Power & Light Company	NexEra Project Mgmt	Recruiting & Placement Specialist I	Sr Land Services Representative	Permanent
10086453	Florida Power & Light Company	NexEra Energy Resources, LLC	Senior IT Business Intelligence Analyst	Senior IT Business Intelligence Analyst	Permanent
10090119	Florida Power & Light Company	FPL Project Management LLC	Senior IT Programmer Analyst	Senior IT Programmer Analyst	Permanent
23346	Florida Power & Light Company	NexEra Project Mgmt	Agile Leader	Lead Customer Experience Specialist	Permanent
42488	Florida Power & Light Company	NexEra Project Mgmt	PGD Sr. Central Maintenance Planner	Sr PGD Maintenance Specialist	Permanent
76820	Florida Power & Light Company	FPL Project Management LLC	Environmental Services Project Manager	Environmental Services Project Manager	Permanent
10095235	Florida Power & Light Company	NexEra Energy Resources, LLC	Principal PGD Engineer	Principal PGD Engineer	Permanent
10086577	Florida Power & Light Company	NexEra Energy Marketing, LLC	Principal Data Scientist	Lead Quantitative Analyst	Permanent
81599	Florida Power & Light Company	FPL Project Management LLC	Principal PGD Engineer	Principal PGD Engineer	Permanent
22177	Florida Power & Light Company	Gridliance Management LLC	NEXT Step Rotation Program	Project Director Development	Permanent
22164	Florida Power & Light Company	Florida City Gas	Equipment Reliability Center Manager	Manager Retail Operations	Permanent
35554	Florida Power & Light Company	NexEra Energy Resources, LLC	Principal Attorney	Principal Attorney	Permanent
10089972	Florida Power & Light Company	FPL Project Management LLC	IT Master Architect	IT Master Architect	Permanent
81614	Florida Power & Light Company	NexEra Energy Resources, LLC	Director Investor Relations	Exec Director, NextEra Investments	Permanent
19201	Florida Power & Light Company	FPL Energy Services, Inc	Lead Account Specialist	Rotational Assignment - FPL (NE)	Permanent
74975	Florida Power & Light Company	NexEra Project Mgmt	Sr Engineer - T/S	Project Manager - E&C	Permanent
10096350	Florida Power & Light Company	NexEra Energy Resources, LLC	PGD Business Services Manager	PGD Business Services Manager	Permanent
73522	Florida Power & Light Company	NexEra Point Beach	N Engineering Manager	N Engineering Manager	Permanent
10090757	Florida Power & Light Company	FPL Energy Services, Inc	Customer Account Specialist	Rotational Assignment - FPL (NE)	Permanent
10090903	Florida Power & Light Company	NexEra Project Mgmt	Associate PGD Technical Svcs Spec	PGD Technical Services Specialist	Permanent
31157	Florida Power & Light Company	NexEra Project Mgmt	Supervisor Customer Care Operations	Supervisor Customer Care - Gexa	Permanent
10097593	Florida Power & Light Company	Florida City Gas	Senior Product Marketing Strategist	Senior Product Marketing Strategist	Permanent
77221	Florida Power & Light Company	NexEra Project Mgmt	Sr PGD Engineer	Sr PGD Engineer	Permanent
10087703	Florida Power & Light Company	NexEra Energy Resources, LLC	Sr Corp Finance Analyst	Principal Accountant	Permanent
78458	Florida Power & Light Company	NexEra Project Mgmt	Production Lead - Dsbn	Lead Project Manager	Permanent
29315	Florida Power & Light Company	NexEra Energy Seabrook, LLC	N Project Manager	N Work Week Coordinator	Permanent

<u>Employee</u>	<u>Company Transferred from</u>	<u>Company Transferred to</u>	<u>Old Job Assignment</u>	<u>New Job Assignment</u>	<u>Transfer Permanent or Temporary and Duration</u>
12685	Florida Power & Light Company	NexEra Energy Resources, LLC	Senior IT Network Engineer	Principal IT Network Engineer	Permanent
42986	Florida Power & Light Company	NexEra Operating Svcs	Production Manager I	Production Manager I	Permanent
20459	Florida Power & Light Company	FPL Energy Services, Inc	Principal IT Architect	IT Technology Manager	Permanent
79090	Florida Power & Light Company	NexEra Energy Resources, LLC	Mgr of Finance	Director Business Management	Permanent
10091286	Florida Power & Light Company	NexEra Energy, Inc.	VP of Environmental Services	VP Environmental Services	Permanent
10097712	Florida Power & Light Company	NexEra Energy Resources, LLC	Recruiting Coordinator	Administrative Technician	Permanent
10095659	Florida Power & Light Company	NexEra Energy Resources, LLC	Assoc Recruiting & Placement Spec	Assoc Recruiting & Placement Spec	Permanent
10087654	Florida Power & Light Company	NexEra Energy Resources, LLC	Sr. Knowledge Management Specialist	Corp Finance Analyst I	Permanent
10092645	Florida Power & Light Company	NexEra Energy Resources, LLC	Customer Advisor I	Sourcing Specialist I	Permanent
77543	Florida Power & Light Company	NexEra Energy Resources, LLC	Sr Engineer - T/S	Sr Engineer	Permanent
80538	Florida Power & Light Company	NexEra Energy Resources, LLC	Sr Strategic Projects Consultant	Associate Investments	Permanent
10093944	Florida Power & Light Company	NexEra Energy Resources, LLC	Principal Financial Analyst	Principal Financial Analyst	Permanent
28817	Florida Power & Light Company	NexEra Project Mgmt	Principal PGD Engineer	PGD Operations Manager	Permanent
23598	Florida Power & Light Company	NexEra Analytics Inc	Senior Director, Customer Innovation & E	Executive Director of Engineering and Te	Permanent
24935	Florida Power & Light Company	NexEra Energy, Inc.	Sr Director Employee Benefits	VP Internal Audit	Permanent
10094279	Florida Power & Light Company	NexEra Energy Resources, LLC	College Engineering Student	Returning Summer College Intern	Permanent
10087136	Florida Power & Light Company	NexEra Energy Resources, LLC	Associate Environmental Specialist	Project Management Consultant - E&C	Permanent
10094820	Florida Power & Light Company	NexEra Energy Marketing, LLC	Assoc Regulatory Affairs Analyst	Trading Risk Analyst	Permanent
18502	Florida Power & Light Company	Lone Star Transmission, LLC	Consumer Issues Analyst	Sr Business Analyst	Permanent
10089244	Florida Power & Light Company	NexEra Energy Resources, LLC	Engineer II - T/S	Project Estimator I	Permanent
10089557	Florida Power & Light Company	NexEra Energy Resources, LLC	Assoc Engineer - Dsbn	Project Manager Development	Permanent
77132	Florida Power & Light Company	NexEra Project Mgmt	PGD Sr. Business Analyst	PGD Project Manager	Permanent
74204	Florida Power & Light Company	NexEra Project Mgmt	PGD Sr. Business Analyst	Senior Project Business Analyst	Permanent
10089422	Florida Power & Light Company	NexEra Project Mgmt	Sr HR Advisor	Leader, HR Business Advisors - NEER Corp	Permanent
10089635	Florida Power & Light Company	NexEra Project Mgmt	Principal Accountant	Lead Financial Reporting Analyst	Permanent
41904	Florida Power & Light Company	NexEra Transmission, LLC	Principal Business Analyst	Senior Business Manager	Permanent
79957	Florida Power & Light Company	NexEra Energy Resources, LLC	PGD Principal Technical Svcs Spec	PGD Central Maintenance Leader	Permanent
25925	Florida Power & Light Company	NexEra Operating Svcs	Sr PGD Central Maintenance Specialist	PGD Central Maintenance Leader	Permanent
74988	Florida Power & Light Company	NexEra Energy Resources, LLC	Quality Project Manager - Lead	Lead Project Manager	Permanent
78811	Florida Power & Light Company	NexEra Energy Resources, LLC	Project Director Development	Strategy & Sales Operations Manager	Permanent
10095331	Florida Power & Light Company	NexEra Energy Resources, LLC	Associate Chemist Central Lab	Associate Chemist Central Lab	Permanent
10098071	Florida Power & Light Company	NexEra Energy Resources, LLC	Recruiting Coordinator	Administrative Technician	Permanent
10094246	Florida Power & Light Company	NexEra Energy Resources, LLC	Recruiting & Placement Specialist II	Recruiting & Placement Specialist II	Permanent
79404	Florida Power & Light Company	FPL Project Management LLC	Payroll Analyst II	Payroll Analyst II	Permanent
10087109	Florida Power & Light Company	NexEra Energy Resources, LLC	Associate PGD Engineer	Associate PGD Engineer	Permanent
10097364	Florida Power & Light Company	NexEra Energy Resources, LLC	Digital Experience Specialist	Digital Experience Specialist	Permanent
10086950	Florida Power & Light Company	NexEra Energy Resources, LLC	PGD Engineer	Senior Project Manager	Permanent
10094484	Florida Power & Light Company	NexEra Energy Resources, LLC	Associate Data Scientist	Lead Project Manager	Permanent
76558	Florida Power & Light Company	NexEra Project Mgmt	Lead Communications Strategist	Lead Communications Strategist	Permanent
43106	Florida Power & Light Company	Florida City Gas	Assoc Investigator Revenue Protection	Sr Resolution Technician- FCG	Permanent
78892	Florida Power & Light Company	FPL Energy Services, Inc	Customer Account Specialist	Contract Specialist II - Dsbn	Permanent
78806	Florida Power & Light Company	NexEra Transmission, LLC	PGD Technical Services Specialist	Administrative Technician	Permanent
10093393	Florida Power & Light Company	NexEra Energy Resources, LLC	Recruiting & Placement Specialist II	Associate Project Manager Development	Permanent
79148	Florida Power & Light Company	NexEra Energy Resources, LLC	Engineer I - T/S	Project Management Consultant - E&C	Permanent
80459	Florida Power & Light Company	NexEra Project Mgmt	Engineer I -Dsbn	Sr Engineer	Permanent
10094796	Florida Power & Light Company	NexEra Energy Seabrook, LLC	N Engineer Senior	N Engineering Supervisor	Permanent
43746	Florida Power & Light Company	FPL Project Management LLC	Staff Engineer - T/S	Staff Engineer - T/S	Permanent
10086414	Florida Power & Light Company	NexEra Energy Resources, LLC	35 Mules Program Leader	Project Director Development	Permanent
18282	Florida Power & Light Company	NexEra Energy Seabrook, LLC	N Engineer Principal	N Engineering Supervisor	Permanent
10093657	Florida Power & Light Company	FPL Energy Services, Inc	Associate Customer Account Specialist	Rotational Assignment - FPL (NE)	Permanent
10088669	Florida Power & Light Company	NexEra Energy Resources, LLC	Lead HR Service Specialist	Process Specialist I	Permanent
16294	Florida Power & Light Company	FPL Energy Services, Inc	Principal IT Programmer Analyst	Principal IT Programmer Analyst	Permanent
79657	Florida Power & Light Company	NexEra Energy Resources, LLC	Principal PGD Safety Specialist	PGD Technical Services Leader	Permanent
10092625	Florida Power & Light Company	NexEra Transmission, LLC	Principal Compliance Analyst	Senior Project Manager Development	Permanent
10087594	Florida Power & Light Company	NexEra Energy Resources, LLC	Senior Project Manager Development	Senior Manager Structuring	Permanent
73660	Florida Power & Light Company	NexEra Operating Svcs	PGD Central Maintenance Manager	Production Manager II	Permanent

<u>Employee</u>	<u>Company Transferred from</u>	<u>Company Transferred to</u>	<u>Old Job Assignment</u>	<u>New Job Assignment</u>	<u>Transfer Permanent or Temporary and Duration</u>
78708	Florida Power & Light Company	NexEra Energy Resources, LLC	Agile Delivery Manager	IT Senior Manager	Permanent
10086965	Florida Power & Light Company	NexEra Energy Resources, LLC	IT Technology Director	Senior Compliance Director - NexEra	Permanent
10089352	Florida Power & Light Company	NexEra Energy Resources, LLC	IT Business Intelligence Analyst	Sr PGD Technical Services Specialist	Permanent
77307	Florida Power & Light Company	NexEra Energy Resources, LLC	Sr Engineer - T/S	Sr Engineer - T/S	Permanent
42790	Florida Power & Light Company	NexEra Energy Resources, LLC	PGD Technical Services Leader	PGD Technical Services Leader	Permanent
10095595	Florida Power & Light Company	NexEra Energy Pipeline Svcs	Sr PGD Engineer	Principal PGD Engineer	Permanent
10082424	Florida Power & Light Company	NexEra Energy Resources, LLC	Principal IT Business Systems Analyst	Agile Leader	Permanent
10087830	Florida Power & Light Company	NexEra Energy Resources, LLC	IT Technology Leader	IT Technology Leader	Permanent
12599	Florida Power & Light Company	FPL Energy Services, Inc	Project Manager - E&C	Project Manager - E&C	Permanent
10092258	Florida Power & Light Company	NexEra Energy Resources, LLC	Associate PGD Technical Svcs Spec	Sourcing Specialist II	Permanent
10095803	Florida Power & Light Company	NexEra Energy Resources, LLC	Assoc Recruiting & Placement Spec	Event Planner	Permanent
10091310	Florida Power & Light Company	NexEra Project Mgmt	Associate IT Programmer Analyst	IT Programmer Analyst	Permanent
10089565	Florida Power & Light Company	NexEra Project Mgmt	Engineer II - T/S	Project Management Consultant - E&C	Permanent
10087421	Florida Power & Light Company	NexEra Energy Resources, LLC	Financial Analyst I	Sr Business Analyst	Permanent
10089950	Florida Power & Light Company	FPL Project Management LLC	Senior IT Business Intelligence Analyst	Senior IT Business Intelligence Analyst	Permanent
10082206	Florida Power & Light Company	NexEra Energy Resources, LLC	Senior Compliance and Risk Analyst	Senior Business Management Analyst	Permanent
76609	Florida Power & Light Company	NexEra Energy Resources, LLC	Accounting Team Leader	Principal Accountant	Permanent
26351	Florida Power & Light Company	NexEra Energy Marketing, LLC	PGD Principal Business Analyst	Principal Business Analyst	Permanent
10083808	Florida Power & Light Company	NexEra Project Mgmt	Agile Leader	Agile Leader	Permanent
10088317	Florida Power & Light Company	FPL Project Management LLC	Sr Data Scientist	Sr Data Scientist	Permanent
77035	Florida Power & Light Company	NexEra Energy Resources, LLC	Investor Relations Manager	Manager Business Management	Permanent
32330	Florida Power & Light Company	NexEra Point Beach	Executive Director Organizational Effect	N Site VP - Point Beach Power Plant	Permanent
10088533	Florida Power & Light Company	NexEra Energy Resources, LLC	Associate IT Programmer Analyst	Business Analyst II	Permanent
10095953	Florida Power & Light Company	FPL Project Management LLC	Senior Digital Experience Strategist	Senior Digital Experience Strategist	Permanent
10089322	Florida Power & Light Company	NexEra Energy Resources, LLC	Rotational Assignment - Ignite Digital	IT Programmer Analyst	Permanent
10088003	Florida Power & Light Company	FPL Project Management LLC	Principal IT Architect	Principal IT Architect	Permanent
78121	Florida Power & Light Company	NexEra Transmission, LLC	Sr Director Accounting Operations	Controller - NEET	Permanent
10095911	Florida Power & Light Company	NexEra Energy Resources, LLC	Accounting Technician	Associate Business Analyst	Permanent
10096954	Florida Power & Light Company	FPL Project Management LLC	Digital Experience Specialist	Digital Experience Specialist	Permanent
76608	Florida Power & Light Company	NexEra Energy Resources, LLC	Executive Administrative Assistant	Executive Administrative Assistant	Permanent
10097827	Florida Power & Light Company	NexEra Energy Resources, LLC	Digital Experience Specialist	Digital Experience Specialist	Permanent
80639	Florida Power & Light Company	FPL Project Management LLC	Senior Digital Experience Strategist	Senior Digital Experience Strategist	Permanent
10090913	Florida Power & Light Company	NexEra Energy Resources, LLC	Sr PGD Technical Services Specialist	Senior IT Network Engineer	Permanent
10091287	Florida Power & Light Company	NexEra Energy Resources, LLC	N Project Manager Senior	PGD Central Maintenance Manager	Permanent
24505	Florida Power & Light Company	NexEra Energy Resources, LLC	VP Energy Marketing & Trading	VP Origination	Permanent
34051	Florida Power & Light Company	NexEra Project Mgmt	BPO Technician	Process Specialist III	Permanent
14586	Florida Power & Light Company	FPL Energy Services, Inc	IT Business Systems Analyst	Sr Business Analyst	Permanent
81095	Florida Power & Light Company	NexEra Energy Resources, LLC	Senior IT Network Engineer	Principal IT Network Engineer	Permanent
78667	Florida Power & Light Company	NexEra Energy Pipeline Svcs	Sr PGD Environmental Specialist	Sr PGD Environmental Specialist	Permanent
75500	Florida Power & Light Company	NexEra Energy Resources, LLC	Quality Project Manager - Lead	Mgr Process Improvement	Permanent
10099249	Florida Power & Light Company	NexEra Project Mgmt	Rotational Assignment - FPL	Rotational Assignment - FPL	Permanent
10099251	Florida Power & Light Company	NexEra Project Mgmt	Rotational Assignment - FPL	Rotational Assignment - FPL	Permanent
10091959	Florida Power & Light Company	NexEra Project Mgmt	Recruiting & Placement Specialist II	HR Advisor II	Permanent
35637	Florida Power & Light Company	NexEra Project Mgmt	PGD Business Analyst II	Project Estimator I	Permanent
10091919	Florida Power & Light Company	NexEra Energy Resources, LLC	Rotational Assignment - Ignite Digital	Senior IT Business Systems Analyst	Permanent
74981	Florida Power & Light Company	NexEra Energy Resources, LLC	Mgr Reliability Standards & Compliance	Mgr Corporate Security	Permanent
74058	Florida Power & Light Company	NexEra Project Mgmt	HR Ops Leader, Compliance	Lead Project Manager	Permanent
24480	Florida Power & Light Company	NexEra Energy Resources, LLC	Principal IT Architect	IT Technology Manager	Permanent
10094223	Florida Power & Light Company	NexEra Project Mgmt	Associate PGD Technical Svcs Spec	Associate PGD Technical Svcs Spec	Permanent
10093088	Florida Power & Light Company	NexEra Project Mgmt	Creative & Content Designer	Digital Marketing Specialist	Permanent
10096994	Florida Power & Light Company	NexEra Energy Resources, LLC	Senior Digital Experience Strategist	Senior Digital Experience Strategist	Permanent
75719	Florida Power & Light Company	NexEra Project Mgmt	Sr Resource Optimization Coordinator	Lead Project Manager Development	Permanent
10089019	Florida Power & Light Company	NexEra Energy Resources, LLC	Principal Financial Analyst	PGD Principal Business Analyst	Permanent
43266	Florida Power & Light Company	NexEra Energy Resources, LLC	Principal Engineer - T/S	Manager Project Management T/S - Rotatio	Permanent
10093823	Florida Power & Light Company	NexEra Energy Resources, LLC	Principal Attorney	Principal Attorney	Permanent
23515	Florida Power & Light Company	NexEra Energy Resources, LLC	Agile Leader	Agile Delivery Manager	Permanent

<u>Employee</u>	<u>Company Transferred from</u>	<u>Company Transferred to</u>	<u>Old Job Assignment</u>	<u>New Job Assignment</u>	<u>Transfer Permanent or Temporary and Duration</u>
10099408	Florida Power & Light Company	FPL Energy Services, Inc	Associate Customer Account Specialist	Associate Customer Account Specialist	Permanent
10099144	Florida Power & Light Company	FPL Energy Services, Inc	Associate Customer Account Specialist	Associate Customer Account Specialist	Permanent
10091278	Florida Power & Light Company	FPL Energy Services, Inc	Associate Customer Account Specialist	Associate Customer Account Specialist	Permanent
10090658	Florida Power & Light Company	FPL Energy Services, Inc	SurgeShield Coordinator	SurgeShield Coordinator	Permanent
78959	Florida Power & Light Company	FPL Energy Services, Inc	Customer Service Chat Specialist	Customer Service Chat Specialist	Permanent
10093856	Florida Power & Light Company	FPL Energy Services, Inc	Customer Account Specialist	Customer Account Specialist	Permanent
10087774	Florida Power & Light Company	FPL Energy Services, Inc	Customer Account Specialist	Customer Account Specialist	Permanent
33877	Florida Power & Light Company	FPL Energy Services, Inc	SurgeShield Coordinator	SurgeShield Coordinator	Permanent
10090379	Florida Power & Light Company	FPL Energy Services, Inc	Customer Account Specialist	Customer Account Specialist	Permanent
74210	Florida Power & Light Company	FPL Energy Services, Inc	Lead Customer Account Specialist	Lead Customer Account Specialist	Permanent
10082321	Florida Power & Light Company	FPL Energy Services, Inc	Lead Customer Account Specialist	Lead Customer Account Specialist	Permanent
10096966	Florida Power & Light Company	NextEra Energy Resources, LLC	Assoc Recruiting & Placement Spec	Assoc Recruiting & Placement Spec	Permanent
10094558	Florida Power & Light Company	NextEra Energy Resources, LLC	Administrative Technician	Executive Administrative Assistant	Permanent
10097694	Florida Power & Light Company	NextEra Energy Resources, LLC	Recruiting & Placement Specialist I	Recruiting & Placement Specialist I	Permanent
10093367	Florida Power & Light Company	NextEra Energy Resources, LLC	Assoc Engineer - DSBN	PGD Engineer	Permanent
10089651	Florida Power & Light Company	FPL Project Management LLC	Business Analyst II	Business Analyst II	Permanent
10097535	Florida Power & Light Company	FPL Energy Services, Inc	Senior Product Marketing Strategist	Senior Product Marketing Strategist	Permanent
10095914	Florida Power & Light Company	NextEra Energy Resources, LLC	Sr Digital Marketing Strategist	Senior Product Marketing Strategist	Permanent
29501	Florida Power & Light Company	NextEra Project Mgmt	N Project Manager Senior	Sr Project Manager - E&C	Permanent
10098381	Florida Power & Light Company	NextEra Energy Resources, LLC	College Intern	College Intern	Permanent
10086606	Florida Power & Light Company	NextEra Project Mgmt	Engineer I - T/S	Engineer I	Permanent
10094949	Florida Power & Light Company	NextEra Energy Resources, LLC	Sr PGD Technical Services Specialist	Sr PGD Technical Services Specialist	Permanent
28421	Florida Power & Light Company	FPL Energy Services, Inc	NEXTStep Rotation Program	NEXTStep Rotation Program	Permanent
13820	Florida Power & Light Company	NextEra Energy Resources, LLC	IT Technology Manager	IT Technology Manager	Permanent
10082591	Florida Power & Light Company	NextEra Energy Resources, LLC	Net Metering Technician	Field Specialist II	Permanent
10092922	Florida Power & Light Company	Florida City Gas	IT Technology Specialist	PGD Engineer	Permanent
10086614	Florida Power & Light Company	NextEra Energy Resources, LLC	Sales Consultant	Sales Consultant	Permanent
16916	Florida Power & Light Company	FPL Energy Services, Inc	Principal Project Engineer	Engineering Leader - T/S	Permanent
33333	Florida Power & Light Company	NextEra Project Mgmt	Executive Director Development, Clean En	Executive Director Origination	Permanent
10089211	Florida Power & Light Company	NextEra Operating Svcs	Associate PGD Engineer	Wind Technician Leader	Permanent
77105	Florida Power & Light Company	FPL Energy Services, Inc	Sr Business Analyst	Lead Process Specialist	Permanent
10083887	Florida Power & Light Company	FPL Energy Services, Inc	Sr Project Manager - ESCO	Sr Project Manager - ESCO	Permanent
10096884	Florida Power & Light Company	FPL Project Management LLC	Customer Care Technician	Customer Care Technician	Permanent
77332	Florida Power & Light Company	FPL Project Management LLC	Sr Vegetation Technician	Sr Vegetation Technician	Permanent
10098824	Florida Power & Light Company	NextEra Energy Resources, LLC	Associate Financial Analyst	Associate Financial Analyst	Permanent
10089487	Florida Power & Light Company	NextEra Energy Resources, LLC	Financial Analyst II	Financial Analyst II	Permanent
76482	Florida Power & Light Company	FPL Project Management LLC	Executive Administrative Assistant	Executive Administrative Assistant	Permanent
81149	Florida Power & Light Company	NextEra Energy Resources, LLC	PGD Sr. Business Analyst	Sourcing Specialist I	Permanent
10099746	Florida Power & Light Company	NextEra Energy Resources, LLC	Corp Finance Analyst II	Corp Finance Analyst II	Permanent
74065	Florida Power & Light Company	FPL Project Management LLC	Sr. Economic Development Project Mgr	Sr. Economic Development Project Mgr	Permanent
10091891	Florida Power & Light Company	NextEra Energy Resources, LLC	Sr Financial Analyst	Sr Financial Analyst	Permanent
10083294	Florida Power & Light Company	NextEra Operating Svcs	PGD Central Maintenance Planner	Production Technician I	Permanent
73727	Florida Power & Light Company	FPL Project Management LLC	Sr Programmer Analyst	Sr Programmer Analyst	Permanent
10091636	Florida Power & Light Company	NextEra Analytics Inc	Sr Financial Analyst	Principal Pricing Analyst	Permanent
10093612	Florida Power & Light Company	NextEra Project Mgmt	PGD Central Maintenance Planner	Sr PGD Central Maintenance Specialist	Permanent
33612	Florida Power & Light Company	NextEra Energy Resources, LLC	Sr Fuels Analyst	Principal Financial Analyst	Permanent
10083953	Florida Power & Light Company	FPL Project Management LLC	Principal Financial Analyst	Principal Financial Analyst	Permanent
10099098	Florida Power & Light Company	NextEra Energy Resources, LLC	Corp Finance Analyst I	Corp Finance Analyst I	Permanent
10087837	Florida Power & Light Company	NextEra Energy Resources, LLC	Principal Financial Analyst	Principal Financial Analyst	Permanent
10097562	Florida Power & Light Company	FPL Project Management LLC	Recruiting Program Manager	Recruiting Program Manager	Permanent
10082278	Florida Power & Light Company	NextEra Energy Resources, LLC	Accounting Team Leader	Principal Financial Controller - NextEra	Permanent
10099781	Florida Power & Light Company	NextEra Energy Resources, LLC	Sr Corp Finance Analyst	Sr Corp Finance Analyst	Permanent
10094753	Florida Power & Light Company	FPL Project Management LLC	Manager, Federal Government Affairs	Manager, Federal Government Affairs	Permanent
16651	Florida Power & Light Company	FPL Project Management LLC	FPL Project Manager - E&C	Project Manager - E&C	Permanent
42700	Florida Power & Light Company	NextEra Energy Resources, LLC	Manager Strategic Initiatives	Manager Strategic Initiatives	Permanent
43299	Florida Power & Light Company	FPL Project Management LLC	Manager Strategic Benefits Financials	Manager Strategic Benefits Financials	Permanent

<u>Employee</u>	<u>Company Transferred from</u>	<u>Company Transferred to</u>	<u>Old Job Assignment</u>	<u>New Job Assignment</u>	<u>Transfer Permanent or Temporary and Duration</u>
10094092	Florida Power & Light Company	FPL Project Management LLC	Principal IT Architect	Principal IT Architect	Permanent
24748	Florida Power & Light Company	FPL Project Management LLC	Manager Learning & Development	Manager Learning & Development	Permanent
80636	Florida Power & Light Company	FPL Project Management LLC	Principal IT Architect	Principal IT Architect	Permanent
22014	Florida Power & Light Company	NextEra Energy Resources, LLC	Mgr of Finance	Mgr of Finance	Permanent
33950	Florida Power & Light Company	FPL Project Management LLC	Principal PGD Engineer	Principal PGD Engineer	Permanent
10091841	Florida Power & Light Company	FPL Project Management LLC	Senior Manager, Federal Government Affair	Senior Manager, Federal Government Affair	Permanent
10088778	Florida Power & Light Company	NextEra Transmission, LLC	IT Master Developer	IT Master Developer	Permanent
76091	Florida Power & Light Company	NextEra Energy Resources, LLC	Principal Corporate Finance and Credit A	Mgr of Finance	Permanent
10089527	Florida Power & Light Company	NextEra Energy Resources, LLC	Engineering Manager	Engineering Manager	Permanent
10090212	Florida Power & Light Company	FPL Project Management LLC	Director, Federal Government Affairs	Director, Federal Government Affairs	Permanent
75875	Florida Power & Light Company	FPL Project Management LLC	Senior Manager, Federal Government Affair	Senior Manager, Federal Government Affair	Permanent
10083906	Florida Power & Light Company	FPL Project Management LLC	UI Finance Program Manager	UI Finance Program Manager	Permanent
15712	Florida Power & Light Company	NextEra Energy Resources, LLC	Sr. Manager of Finance	Sr. Manager of Finance	Permanent
80828	Florida Power & Light Company	FPL Project Management LLC	UI Finance Program Manager	UI Finance Program Manager	Permanent
10094294	Florida Power & Light Company	FPL Project Management LLC	Principal IT Architect	Principal IT Architect	Permanent
74267	Florida Power & Light Company	NextEra Energy Resources, LLC	Sr Manager of Finance	Sr Manager of Finance	Permanent
33250	Florida Power & Light Company	NextEra Energy Resources, LLC	Director of Finance	Director of Finance	Permanent
10091260	Florida Power & Light Company	FPL Project Management LLC	IT Technology Manager	IT Technology Manager	Permanent
76377	Florida Power & Light Company	FPL Project Management LLC	Agile Delivery Manager	Agile Delivery Manager	Permanent
35735	Florida Power & Light Company	FPL Project Management LLC	Sr Attorney	Sr Attorney	Permanent
41961	Florida Power & Light Company	FPL Project Management LLC	Senior FERC Counsel	Senior FERC Counsel	Permanent
14907	Florida Power & Light Company	NextEra Energy Seabrook, LLC	N Site VP - Seabrook Power Plant	N Site VP - Seabrook Power Plant	Permanent
10083205	Florida Power & Light Company	FPL Project Management LLC	Assistant General Counsel	Assistant General Counsel	Permanent
42888	Florida Power & Light Company	NextEra Energy, Inc.	VP Human Resources	VP Human Resources	Permanent
19201	Florida Power & Light Company	FPL Project Management LLC	Lead Account Specialist	Lead Customer Account Specialist	Permanent
10097690	Florida Power & Light Company	NextEra Energy Resources, LLC	Associate Business Analyst	Associate Business Analyst	Permanent
10096070	Florida Power & Light Company	NextEra Energy Resources, LLC	Sr Recruiting & Placement Specialist	Sr Recruiting & Placement Specialist	Permanent
77312	Florida Power & Light Company	NextEra Energy Resources, LLC	Sr PGD Engineer	Sr PGD Engineer	Permanent
32943	Florida Power & Light Company	NextEra Energy Resources, LLC	PGD Engineer	PGD Engineer	Permanent
10089372	Florida Power & Light Company	NextEra Energy Resources, LLC	Sr Financial Analyst	Business Manager	Permanent
23880	Florida Power & Light Company	NextEra Project Mgmt	Construction Leader - T/S	Project Manager - E&C	Permanent
73109	Florida Power & Light Company	NextEra Energy Resources, LLC	Lead Project Manager - T/S	Engineering Manager	Permanent
42592	Florida Power & Light Company	NextEra Project Mgmt	PGD Technical Services Manager	PGD Technical Services Manager	Permanent
10083921	Florida Power & Light Company	NextEra Energy Resources, LLC	Sr Manager Communication	Senior Manager, Brand and Digital Market	Permanent
13346	FPL Energy Services, Inc	Florida Power & Light Company	Administrative Technician	Energy Solutions Specialist	Permanent
30396	FPL Energy Services, Inc	Florida Power & Light Company	Customer Service Supervisor (Rotation)	Customer Experience Specialist	Permanent
79096	FPL Energy Services, Inc	Florida Power & Light Company	Lead Communication Specialist	Principal Web User Experience Designer	Permanent
10093675	FPL Energy Services, Inc	Florida Power & Light Company	Customer Service Rep II	Associate Customer Account Specialist	Permanent
10092772	FPL Energy Services, Inc	Florida Power & Light Company	Associate Accounting Technician	Associate Business Analyst	Permanent
10094832	FPL Energy Services, Inc	Florida Power & Light Company	Associate Business Analyst	Associate Business Analyst	Permanent
77115	FPL Energy Services, Inc	Florida Power & Light Company	Business Analyst I	Customer Experience Specialist	Permanent
10088394	FPL Energy Services, Inc	Florida Power & Light Company	Associate UX Research Specialist	Business Analyst I	Permanent
10095508	FPL Energy Services, Inc	Florida Power & Light Company	Sr Business Analyst	Business Analyst I	Permanent
10083026	FPL Energy Services, Inc	Florida Power & Light Company	Sr Business Analyst	Associate Digital Experience Specialist	Permanent
10094973	FPL Energy Services, Inc	Florida Power & Light Company	Field Technician	Helper	Permanent
30027	FPL Energy Services, Inc	Florida Power & Light Company	Senior IT Business Systems Analyst	Lead Customer Experience Specialist	Permanent
75198	FPL Energy Services, Inc	Florida Power & Light Company	Project Manager II	Senior Product Marketing Strategist	Permanent
11943	FPL Energy Services, Inc	Florida Power & Light Company	Principal IT Business Systems Analyst	Principal Business Analyst	Permanent
79243	FPL Energy Services, Inc	Florida Power & Light Company	Associate Customer Account Specialist	Customer Account Specialist	Permanent
10093856	FPL Energy Services, Inc	Florida Power & Light Company	Lead Project Manager	Lead Economic Development Project Mgr	Permanent
79243	FPL Energy Services, Inc	Florida Power & Light Company	Business Analyst III	PGD Business Analyst I	Permanent
10086904	FPL Energy Services, Inc	Florida Power & Light Company	Rotational Assignment - FPL (NE)	Lead Account Specialist	Permanent
19201	FPL Energy Services, Inc	Florida Power & Light Company	NEXT Step Rotation Program	N Engineer Senior	Permanent
28421	FPL Energy Services, Inc	Florida Power & Light Company	Principal IT Architect	Principal IT Architect	Permanent
10088003	FPL Project Management LLC	Florida Power & Light Company	Supervisor Pricing, Analysis & Contracts	Project Manager - E&C	Permanent
28130	Gexa Energy LP	Florida Power & Light Company	Associate Manager Structuring	PGD Central Maintenance Leader	Permanent
10095094	Gridliance Management LLC	Florida Power & Light Company			

<u>Employee</u>	<u>Company Transferred from</u>	<u>Company Transferred to</u>	<u>Old Job Assignment</u>	<u>New Job Assignment</u>	<u>Transfer Permanent or Temporary and Duration</u>
15286	NextEra Energy Marketing, LLC	Florida Power & Light Company	Trading Risk Analyst	Risk Management Analyst	Permanent
10091694	NextEra Energy Marketing, LLC	Florida Power & Light Company	Rotation Business Associate - NextEra	Associate Data Scientist	Permanent
74510	NextEra Energy Marketing, LLC	Florida Power & Light Company	Manager Market Analysis	Director Project Development EMT	Permanent
26552	NextEra Energy Marketing, LLC	Florida Power & Light Company	Manager Accounting, Fuels	Sr Manager Corporate Real Estate	Permanent
10094686	NextEra Energy Resources, LLC	Florida Power & Light Company	ROCC Engineering Operator	Associate PGD Engineer	Permanent
10090185	NextEra Energy Resources, LLC	Florida Power & Light Company	ROCC Engineering Operator	Engineer II	Permanent
10090932	NextEra Energy Resources, LLC	Florida Power & Light Company	Sourcing Specialist II	Sr Corporate Real Estate Representative	Permanent
24830	NextEra Energy Resources, LLC	Florida Power & Light Company	Executive Director	VP Corporate Real Estate	Permanent
10091959	NextEra Energy Resources, LLC	Florida Power & Light Company	Recruiting & Placement Specialist II	Recruiting & Placement Specialist II	Permanent
10093393	NextEra Energy Resources, LLC	Florida Power & Light Company	Recruiting & Placement Specialist II	Recruiting & Placement Specialist II	Permanent
10095900	NextEra Energy Resources, LLC	Florida Power & Light Company	Recruiting & Placement Specialist II	Recruiting & Placement Specialist II	Permanent
34584	NextEra Energy Resources, LLC	Florida Power & Light Company	Executive Administrative Assistant	Secretary to the President & CEO FPL	Permanent
10092007	NextEra Energy Resources, LLC	Florida Power & Light Company	Sr Business Management Analyst	Lead Project Manager Development	Permanent
10088942	NextEra Energy Resources, LLC	Florida Power & Light Company	Senior IT Programmer Analyst	Senior IT Programmer Analyst	Permanent
79931	NextEra Energy Resources, LLC	Florida Power & Light Company	IT Master Developer	IT Master Developer	Permanent
10094406	NextEra Energy Resources, LLC	Florida Power & Light Company	Agile Delivery Manager	Agile Delivery Manager	Permanent
10092389	NextEra Energy Resources, LLC	Florida Power & Light Company	Senior Digital Experience Strategist	Senior Digital Experience Strategist	Permanent
10094024	NextEra Energy Resources, LLC	Florida Power & Light Company	Fall College Intern	Rotational Assignment - Ignite Digital	Permanent
10091015	NextEra Energy Resources, LLC	Florida Power & Light Company	Recruiting & Placement Specialist II	Recruiting & Placement Specialist II	Permanent
10092063	NextEra Energy Resources, LLC	Florida Power & Light Company	Senior IT Programmer Analyst	Senior IT Programmer Analyst	Permanent
10090587	NextEra Energy Resources, LLC	Florida Power & Light Company	Senior IT Project Manager	IT Technology Leader	Permanent
35867	NextEra Energy Resources, LLC	Florida Power & Light Company	VP Business Management	Director Investor Relations	Permanent
10094246	NextEra Energy Resources, LLC	Florida Power & Light Company	Recruiting & Placement Specialist II	Assoc Recruiting & Placement Spec	Permanent
10092646	NextEra Energy Resources, LLC	Florida Power & Light Company	Recruiting & Placement Specialist II	Recruiting & Placement Specialist II	Permanent
10094890	NextEra Energy Resources, LLC	Florida Power & Light Company	Rotational Assignment - Ignite Digital	Rotational Assignment - Ignite Digital	Permanent
10089666	NextEra Energy Resources, LLC	Florida Power & Light Company	Principal PGD Engineer	Principal PGD Engineer	Permanent
10092459	NextEra Energy Resources, LLC	Florida Power & Light Company	Senior IT Business Systems Analyst	Agile Leader	Permanent
77112	NextEra Energy Resources, LLC	Florida Power & Light Company	Senior Business Manager	Senior Project Manager Development	Permanent
79648	NextEra Energy Resources, LLC	Florida Power & Light Company	Associate Project Manager Development	Sr Supply Chain Specialist	Permanent
10089414	NextEra Energy Resources, LLC	Florida Power & Light Company	Rotational Assignment - Ignite Digital	IT Business Systems Analyst	Permanent
10093198	NextEra Energy Resources, LLC	Florida Power & Light Company	Principal Attorney	Principal Attorney	Permanent
10097570	NextEra Energy Resources, LLC	Florida Power & Light Company	Sr Paralegal	Sr Paralegal	Permanent
76177	NextEra Energy Resources, LLC	Florida Power & Light Company	PGD Sr. Business Analyst	Lead Project Manager	Permanent
78940	NextEra Energy Resources, LLC	Florida Power & Light Company	Senior PGD Tech Services Project Mgr	Loss Control Principal Analyst	Permanent
10093823	NextEra Energy Resources, LLC	Florida Power & Light Company	Attorney	Principal Attorney	Permanent
10094569	NextEra Energy Resources, LLC	Florida Power & Light Company	Administrative Technician	Executive Administrative Assistant	Permanent
75591	NextEra Energy Resources, LLC	Florida Power & Light Company	Sr Project Management Consultant - E&C	Sr Project Management Consultant - E&C	Permanent
26034	NextEra Energy Resources, LLC	Florida Power & Light Company	VP Human Resources NEER	VP Customer Service	Permanent
10088175	NextEra Energy Resources, LLC	Florida Power & Light Company	Summer College Intern	Summer College Intern	Permanent
10094279	NextEra Energy Resources, LLC	Florida Power & Light Company	Returning Summer College Intern	Returning Summer College Intern	Permanent
10098484	NextEra Energy Resources, LLC	Florida Power & Light Company	Associate Sourcing Specialist	Associate Sourcing Specialist	Permanent
17223	NextEra Energy Resources, LLC	Florida Power & Light Company	Principal IT Business Systems Analyst	Principal IT Business Systems Analyst	Permanent
12685	NextEra Energy Resources, LLC	Florida Power & Light Company	Principal IT Network Engineer	Principal IT Network Engineer	Permanent
10090626	NextEra Energy Resources, LLC	Florida Power & Light Company	Sr Financial Analyst Proj Valuation	Manager of Strategic Transformation	Permanent
31299	NextEra Energy Resources, LLC	Florida Power & Light Company	NEXT Step Rotation Program	Principal Compliance Analyst	Permanent
29057	NextEra Energy Resources, LLC	Florida Power & Light Company	Senior Manager Transmission Business Mgm	Manager Project Management - T/S	Permanent
32769	NextEra Energy Resources, LLC	Florida Power & Light Company	Sr Project Management Consultant - E&C	Sr Project Management Consultant - E&C	Permanent
25793	NextEra Energy Resources, LLC	Florida Power & Light Company	N Engineer Principal	N Staff Engineer	Permanent
35094	NextEra Energy Resources, LLC	Florida Power & Light Company	Director of Finance	Director Origination EMT	Permanent
77489	NextEra Energy Resources, LLC	Florida Power & Light Company	Sr Engineer - T/S	Sr Engineer - T/S	Permanent
79456	NextEra Energy Resources, LLC	Florida Power & Light Company	Sr PGD Engineer	Sr PGD Engineer	Permanent
10087336	NextEra Energy Resources, LLC	Florida Power & Light Company	Lead Project Manager Development	Reporting and Financial Analytics Lead	Permanent
29992	NextEra Energy Resources, LLC	Florida Power & Light Company	Senior IT Project Manager	Senior IT Project Manager	Permanent
10091241	NextEra Energy Resources, LLC	Florida Power & Light Company	Associate Environmental Specialist	Associate Environmental Specialist	Permanent
10090237	NextEra Energy Resources, LLC	Florida Power & Light Company	ROCC Engineering Operator	Power Coordinator I - T/S	Permanent

<u>Employee</u>	<u>Company Transferred from</u>	<u>Company Transferred to</u>	<u>Old Job Assignment</u>	<u>New Job Assignment</u>	<u>Transfer Permanent or Temporary and Duration</u>
10083095	NextEra Energy Resources, LLC	Florida Power & Light Company	Lead Project Manager Development	Manager Strategic Initiatives	Permanent
10095995	NextEra Energy Resources, LLC	Florida Power & Light Company	Executive Administrative Assistant	Executive Administrative Assistant	Permanent
10097465	NextEra Energy Resources, LLC	Florida Power & Light Company	PGD Principal Technical Svcs Spec	Principal Compliance Analyst	Permanent
34134	NextEra Energy Resources, LLC	Florida Power & Light Company	VP Integrated Clean Energy So...	VP Energy Marketing & Trading	Permanent
10092022	NextEra Energy Resources, LLC	Florida Power & Light Company	Recruiting Coordinator	Sr HR Services Rep-Rotation	Permanent
10095575	NextEra Energy Resources, LLC	Florida Power & Light Company	Assoc Recruiting & Placement Spec	Assoc Recruiting & Placement Spec	Permanent
10095659	NextEra Energy Resources, LLC	Florida Power & Light Company	Assoc Recruiting & Placement Spec	HR Advisor II	Permanent
76389	NextEra Energy Resources, LLC	Florida Power & Light Company	Principal IT Compliance and Risk Analyst	Principal IT Compliance and Risk Analyst	Permanent
10088220	NextEra Energy Resources, LLC	Florida Power & Light Company	IT Technology Manager	IT Technology Manager	Permanent
22188	NextEra Energy Resources, LLC	Florida Power & Light Company	Director Business Management	Director Investor Relations	Permanent
10093211	NextEra Energy Resources, LLC	Florida Power & Light Company	Recruiting & Placement Specialist II	Recruiting & Placement Specialist II	Permanent
10097645	NextEra Energy Resources, LLC	Florida Power & Light Company	Recruiting & Placement Specialist I	Recruiting & Placement Specialist I	Permanent
10087792	NextEra Energy Resources, LLC	Florida Power & Light Company	Sourcing Specialist I	Sr Business Analyst - PD	Permanent
10095340	NextEra Energy Resources, LLC	Florida Power & Light Company	ROCC Engineering Operator	Power Coordinator I - T/S	Permanent
10095478	NextEra Energy Resources, LLC	Florida Power & Light Company	Attorney	Attorney	Permanent
76464	NextEra Energy Resources, LLC	Florida Power & Light Company	IT Technology Manager	IT Technology Manager	Permanent
25097	NextEra Energy Resources, LLC	Florida Power & Light Company	IT Technology Manager	IT Technology Manager	Permanent
10088032	NextEra Energy Resources, LLC	Florida Power & Light Company	Manager, Master Data	Sr. Manager of Special Projects - BPO (R	Permanent
10097156	NextEra Energy Resources, LLC	Florida Power & Light Company	Administrative Specialist II	Paralegal	Permanent
10091902	NextEra Energy Resources, LLC	Florida Power & Light Company	Sourcing Specialist II	Senior IT Business Systems Analyst	Permanent
10097178	NextEra Energy Resources, LLC	Florida Power & Light Company	N Engineer II	N Engineer II	Permanent
76507	NextEra Energy Resources, LLC	Florida Power & Light Company	Sr. Director - Project Analysis & Report	Sr Director Accounting Operations	Permanent
10096994	NextEra Energy Resources, LLC	Florida Power & Light Company	Senior Digital Experience Strategist	Senior Digital Experience Strategist	Permanent
79455	NextEra Energy Resources, LLC	Florida Power & Light Company	Sr PGD Engineer	Sr Project Manager - Dsbm	Permanent
68842	NextEra Energy Resources, LLC	Florida Power & Light Company	Senior Electronics Technician	N Engineering Analyst I	Permanent
10091062	NextEra Energy Resources, LLC	Florida Power & Light Company	Principal Business Analyst	Sr Risk Management Analyst	Permanent
23339	NextEra Energy Resources, LLC	Florida Power & Light Company	Exec Director	VP Human Resources, FPL	Permanent
10082263	NextEra Energy Resources, LLC	Florida Power & Light Company	Administrative Technician	XD Program Coordinator	Permanent
10092369	NextEra Energy Resources, LLC	Florida Power & Light Company	Solar Engineering Manager	Solar Engineering Manager	Permanent
78859	NextEra Energy Resources, LLC	Florida Power & Light Company	Manager Business Management	Director Development	Permanent
74320	NextEra Energy Resources, LLC	Florida Power & Light Company	VP Integrated Supply Chain Ops	VP Integrated Supply Chain Ops	Permanent
10092025	NextEra Energy Resources, LLC	Florida Power & Light Company	Recruiting & Placement Specialist I	Recruiting & Placement Specialist I	Permanent
10092922	NextEra Energy Resources, LLC	Florida Power & Light Company	PGD Engineer	PGD Engineer	Permanent
10093367	NextEra Energy Resources, LLC	Florida Power & Light Company	PGD Engineer	PGD Engineer	Permanent
75441	NextEra Energy Resources, LLC	Florida Power & Light Company	Executive Director Development	Executive Director Development, Clean En	Permanent
29966	NextEra Energy Seabrook, LLC	Florida Power & Light Company	N Engineering Manager	N Engineering Manager	Permanent
75781	NextEra Energy Seabrook, LLC	Florida Power & Light Company	N Engineering Analyst Senior	N Operations Unit Supervisor - Lic Class	Permanent
81047	NextEra Energy Seabrook, LLC	Florida Power & Light Company	N Engineering Manager	N Engineering Manager	Permanent
78521	NextEra Energy Seabrook, LLC	Florida Power & Light Company	N Site VP - Seabrook Power Plant	N VP Nuclear	Permanent
10084099	NextEra Operating Svcs	Florida Power & Light Company	GRS Technician II	Storekeeper I	Permanent
25415	NextEra Operating Svcs	Florida Power & Light Company	Wind Regional General Manager	PGD Regional Plant General Manager	Permanent
18056	NextEra Operating Svcs	Florida Power & Light Company	Lead Project Manager	Regional Manager II	Permanent
42986	NextEra Operating Svcs	Florida Power & Light Company	Regional Manager II	Production Manager I	Permanent
79735	NextEra Operating Svcs	Florida Power & Light Company	PGD Sr. Business Analyst	Sr Business Analyst	Permanent
10092446	NextEra Operating Svcs	Florida Power & Light Company	Field Operations HV Technician II	Meter Elect A	Permanent
78342	NextEra Point Beach	Florida Power & Light Company	PGD Associate Business Analyst	Business Analyst II	Permanent
10096169	NextEra Point Beach	Florida Power & Light Company	N Engineer II	N Engineer II	Permanent
73040	NextEra Point Beach	Florida Power & Light Company	N Engineering Manager	INPO Loanee	Permanent
27461	NextEra Point Beach	Florida Power & Light Company	N Maintenance Section Supervisor	N Maintenance Section Supervisor	Permanent
10094726	NextEra Point Beach	Florida Power & Light Company	N Engineering Supervisor	N Engineering Supervisor	Permanent
32577	NextEra Point Beach	Florida Power & Light Company	N Engineering Analyst Principal	N Engineering Analyst Principal	Permanent
33286	NextEra Point Beach	Florida Power & Light Company	N Engineering Site Director	N Engineering Site Director	Permanent
32229	NextEra Point Beach	Florida Power & Light Company	N Engineering Manager	N Engineering Manager	Permanent
73376	NextEra Point Beach	Florida Power & Light Company	N Operations Site Director	N Operations Site Director	Permanent
27990	NextEra Point Beach	Florida Power & Light Company	N Site VP - Point Beach Power Plant	N Site VP - Turkey Point Power Plant	Permanent
10096217	NextEra Point Beach	Florida Power & Light Company	N Engineer Associate	N Engineer Associate	Permanent

<u>Employee</u>	<u>Company Transferred from</u>	<u>Company Transferred to</u>	<u>Old Job Assignment</u>	<u>New Job Assignment</u>	<u>Transfer Permanent or Temporary and Duration</u>
10090235	NextEra Project Mgmt	Florida Power & Light Company	Business Specialist	Assoc Learning & Development Consultant	Permanent
10084154	NextEra Project Mgmt	Florida Power & Light Company	Lead HR Advisor	Sr Supervisor Customer Care Operations	Permanent
11678	NextEra Project Mgmt	Florida Power & Light Company	Sr. Director, Gas Infrastructure	Exec Dir Business Management & Innovation	Permanent
10082085	NextEra Project Mgmt	Florida Power & Light Company	Resource Modeling Analyst	Engineer I - T/S	Permanent
10087634	NextEra Project Mgmt	Florida Power & Light Company	Principal Accountant	Principal Accountant	Permanent
15071	NextEra Transmission, LLC	Florida Power & Light Company	Lead Project Manager	IT Technology Leader	Permanent
32977	NextEra Transmission, LLC	Florida Power & Light Company	Director Water Operations	Director Strategic Initiatives	Permanent
32914	NextEra Transmission, LLC	Florida Power & Light Company	Manager Water Operations	PGD Central Maintenance Manager	Permanent
10090318	NextEra Transmission, LLC	Florida Power & Light Company	Director Structure/Origination	Director of Finance	Permanent
10095666	NextEra Transmission, LLC	Florida Power & Light Company	Senior Project Manager Development	Manager Special Projects ISC	Permanent

*Analysis of Diversification Activity
Non-Tariffed Services and Products Provided by the Utility*

Florida Power & Light Company

For the Year Ended December 31, 2023

Provide the following information regarding all non-tariffed services and products provided by the utility.		
Description of Product or Service (a)	Account No. (b)	Regulated or Non-regulated (c)
Miscellaneous Non-Operating Income	421.00	Regulated
Miscellaneous Service Revenues	451.00	Regulated
Rent from Electric Utility Plant	454.00	Regulated
Rent from Future Use Property	454.10	Regulated
Rent from Leased Plant In Service Property	454.20	Regulated
Rent from Cable TV Attachments	454.30	Regulated
Rent from Pole Attachments	454.40	Regulated
Other Electric Revenues	456.00	Regulated
Reclamation and Salvage Revenue	456.00	Regulated
Bill Statement Advertising Revenues	456.00	Regulated
Revenue Enhancement Contract Fees	456.00	Regulated
JEA Reimbursement - 500 KV Line	456.00	Regulated
Use Charge Recoveries - OUC & FMPA	456.40	Regulated
<p><i>Note: The information above does not include services provided by FPL to its affiliates. Please refer to pages 456 and 457 for affiliate transactions.</i></p>		

**Analysis of Diversification Activity
Nonutility Property (Account 121)**

**Florida Power & Light Company
For the Year Ended December 31, 2023**

1. Give a brief description and state the location of nonutility property included in Account 121.
2. Designate with a double asterisk any property which is leased to another company. State name of lessee and whether lessee is an associated company.
3. Furnish particulars (details) concerning sales, purchases, or transfers of nonutility property during the year.
4. List separately all property previously devoted to public service and give date of transfer to Account 121, Nonutility Property.
5. Minor items (5% of the balance at the end of the year, for Account 121 or \$100,000, whichever is less) may be grouped by (1) previously devoted to public service, or (2) other property nonutility property.

Description and Location	Balance at beginning of year	Purchases, Sales, Transfers, etc.	Balance at end of year
PROPERTY PREVIOUSLY DEVOTED TO PUBLIC SERVICE:			
1 Solar in Escambia County (Transferred 2023)	0	5,387,814	5,387,814
2 Solar in Volusia County (Transferred 2017)	893,640		893,640
3 Substation in Broward County (Transferred 1995)	658,345		658,345
4 Transmission Right-of-Way in Bradford/Duval Counties (Transferred 1992)	408,648		408,648
5 Transmission Right-of-Way in Volusia County (Transferred 1992)	297,010		297,010
6 Transmission Right-of-Way in Miami-Dade County (Transferred 1972)	272,864		272,864
7 Substation in Palm Beach County (Transferred 2005)	224,105		224,105
8 Transmission Right-of-Way and Land in Manatee County (Transferred 1986)	218,301		218,301
9 Substation in Brevard County (Transferred 2001)	203,807		203,807
10 Transmission Right-of-Way in Flagler County (Transferred 1992)	198,581		198,581
11 Substation in Palm Beach County (Transferred 1996)	198,112		198,112
12 Substation in Santa Rosa County (Transferred 2010)	148,729		148,729
13 Substation in Dade County (Transferred 2013)	131,796		131,796
14 Substation in Martin County (Transferred 1992)	116,288		116,288
15 Service Center in Indian River County (Transferred 1999)	109,082		109,082
16 Transmission Right-of-Way in St Johns County (Transferred 1992)	101,079		101,079
17			
18			
TOTALS:	4,180,387	5,387,814	9,568,201
19			
OTHER NON-UTILITY PROPERTY:			
20 General Plant Improvements in Leon County	4,615,910		4,615,910
21 Flagami Settlement Dade County (Transferred 2009)	2,776,654	(270,894)	2,505,760
22 Software (Care to Share)	2,216,892		2,216,892
23 General Plant Improvements in Palm Beach County	355,353		355,353
24 Substation in Santa Rosa County (Transferred 1981)	181,083		181,083
25 Leased Facility in Washington DC	176,718		176,718
26 Transmission in Dade County	125,815		125,815
27			
28			
TOTALS:	10,448,425	(270,894)	10,177,532
29			
MINOR ITEMS PREVIOUSLY DEVOTED TO PUBLIC SERVICE:			
30 Classified from Plant in Service to Non-Utility	799,082	373,135	1,172,217
31			
TOTALS:	799,082	373,135	1,172,217
32			
33			
MINOR ITEMS - OTHER NONUTILITY PROPERTY:			
34 Minor items	119,708	178,393	298,101
35 EVolution Hub - Digital Billboard		213,900	213,900
36 Interstate Solar Digital Billboard		326,173	326,173
37 Sunshine Gateway Digital Billboard		425,770	425,770
38			
TOTALS:	119,708	1,144,236	1,263,944
39			
40			
GRAND TOTAL:	15,547,602	6,634,292	22,181,894

Number of Electric Department Employees

FLORIDA POWER & LIGHT COMPANY

For the Year Ended December 31, 2023

1. The data on number of employees should be reported for the payroll period ending nearest to October 31, or any payroll period ending 60 days before or after October 31.
2. If the respondent's payroll for the reporting period includes any special construction personnel, include such employees on line 3, and show the number of such special construction employees in a footnote.
3. The number of employees assignable to the electric department from joint functions of combination utilities may be determined by estimate, on the basis of employee equivalents. Show the estimated number of equivalent employees attributed to the electric department from joint functions.

1. Payroll Period Ended (Date)	12/31/2023
2. Total Regular Full-Time Employees	9,069
3. Total Part-Time and Temporary Employees	103
4. Total Employees	9,172

Details

Note: The above numbers do not include temporary employees to remain consistent with the company's 10-K filing.

Particulars Concerning Certain Income Deductions and Interest Charges Accounts

Florida Power & Light Company
For the Year Ended December 31, 2023

Report the information specified below, in the order given, for the respective income deduction and interest charges accounts. Provide a subheading for each account and a total for the account. Additional columns may be added if deemed appropriate with respect to any account.

(a) Miscellaneous Amortization (Account 425) -- Describe the nature of items included in this account, the contra account charged, the total of amortization charges for the year, and the period of amortization.

(b) Miscellaneous Income Deductions -- Report the nature, payee, and amount of other income deductions for the year as required by Accounts 426.1, Donations; 426.2, Life Insurance; 426.3, Penalties; 426.4, Expenditures for Certain Civic, Political and related Activities; and 426.5, Other Deductions, of the Uniform System of Accounts. Amounts of less than 5% of each account total for the year (or \$1,000, whichever is greater) may be grouped by classes within the above accounts.

(c) Interest on Debt to Associated Companies (Account 430) -- For each associated company to which interest on debt was incurred during the year, indicate the amount and interest rate respectively for (a) advances on notes, (b) advances on open account, (c) notes payable, (d) accounts payable, and (e) other debt, and total interest. Explain the nature of other debt on which interest was incurred during the year.

(d) Other Interest Expense (Account 431) -- Report particulars (details) including the amount and interest rate for other interest charges incurred during the year.

Item	Amount
(a) Miscellaneous Amortization - Account 425:	-
(b) Miscellaneous Income Deductions - Account 426:	
Donations - Account 426.1	
Miami Dade County	750,000
The Salvation Army	706,547
Habitat For Humanity	97,500
Chipola Area Habitat For Humanity	80,902
The Edison Foundation	50,000
Palm Beach County	36,382
US Bank National Association	32,939
The Leukemia & Lymphoma Society Inc	16,000
Miami Lighthouse For The Blind	14,250
Live Like Bella Inc	12,800
United Way Of South Sarasota County	10,000
Maltz Jupiter Theater Inc	10,000
St Thomas University Inc	9,000
Larc Inc	9,000
The Barbara Bush Foundation For Family Literacy	8,625
The Mark Cuban Foundation	6,000
Miscellaneous	528,435
Total Account 426.1	2,378,380
Life Insurance - Account 426.2	-

Particulars Concerning Certain Income Deductions and Interest Charges Accounts

Florida Power & Light Company
For the Year Ended December 31, 2023

Report the information specified below, in the order given, for the respective income deduction and interest charges accounts. Provide a subheading for each account and a total for the account. Additional columns may be added if deemed appropriate with respect to any account.

(a) Miscellaneous Amortization (Account 425) -- Describe the nature of items included in this account, the contra account charged, the total of amortization charges for the year, and the period of amortization.

(b) Miscellaneous Income Deductions -- Report the nature, payee, and amount of other income deductions for the year as required by Accounts 426.1, Donations; 426.2, Life Insurance; 426.3, Penalties; 426.4, Expenditures for Certain Civic, Political and related Activities; and 426.5, Other Deductions, of the Uniform System of Accounts. Amounts of less than 5% of each account total for the year (or \$1,000, whichever is greater) may be grouped by classes within the above accounts.

(c) Interest on Debt to Associated Companies (Account 430) -- For each associated company to which interest on debt was incurred during the year, indicate the amount and interest rate respectively for (a) advances on notes, (b) advances on open account, (c) notes payable, (d) accounts payable, and (e) other debt, and total interest. Explain the nature of other debt on which interest was incurred during the year.

(d) Other Interest Expense (Account 431) -- Report particulars (details) including the amount and interest rate for other interest charges incurred during the year.

Item	Amount
Penalties - Account 426.3	
State of Alabama Tax Penalty	13,072
State of Mississippi Tax Penalty	9,719
Florida Department of Environmental Protection	7,750
Miscellaneous	2,953
Total Account 426.3	33,494
Expenditures for Certain Civic, Political and Related Activities - Account 426.4	
Salary and Expenses of FPL Employees in Connection with Civic & Legislative Matters	4,691,069
Executive and Employee Performance Incentives	2,917,387
Lobbying Expenses	2,602,059
Professional Services	1,340,779
Total Account 426.4	11,551,293
Other Deductions - Account 426.5	
Marketing & Communication	29,608,933
Community Services	10,355,203
FPL NW Florida Municipality Tax and Franchise Fee Refund	7,445,793
Florida City Gas Transaction Support	4,209,470
Miscellaneous	2,996,637
Total Account 426.5	54,616,036
(c) Interest on Debt to Associated Companies - Account 430:	-

Particulars Concerning Certain Income Deductions and Interest Charges Accounts

Florida Power & Light Company
For the Year Ended December 31, 2023

Report the information specified below, in the order given, for the respective income deduction and interest charges accounts. Provide a subheading for each account and a total for the account. Additional columns may be added if deemed appropriate with respect to any account.

(a) Miscellaneous Amortization (Account 425) -- Describe the nature of items included in this account, the contra account charged, the total of amortization charges for the year, and the period of amortization.

(b) Miscellaneous Income Deductions -- Report the nature, payee, and amount of other income deductions for the year as required by Accounts 426.1, Donations; 426.2, Life Insurance; 426.3, Penalties; 426.4, Expenditures for Certain Civic, Political and related Activities; and 426.5, Other Deductions, of the Uniform System of Accounts. Amounts of less than 5% of each account total for the year (or \$1,000, whichever is greater) may be grouped by classes within the above accounts.

(c) Interest on Debt to Associated Companies (Account 430) -- For each associated company to which interest on debt was incurred during the year, indicate the amount and interest rate respectively for (a) advances on notes, (b) advances on open account, (c) notes payable, (d) accounts payable, and (e) other debt, and total interest. Explain the nature of other debt on which interest was incurred during the year.

(d) Other Interest Expense (Account 431) -- Report particulars (details) including the amount and interest rate for other interest charges incurred during the year.

Item	Amount
(d) Other Interest Expense - Account 431:	
Commercial Paper (Various Rates)	49,102,125
Term Loans (Various Rates)	12,658,420
Customer Deposits*	12,039,460
Credit Line Commitment Fees (Various Rates)	7,289,571
Refunds - Wholesale Customers (Various Rates)	1,351,759
Port St Lucie Fuel True-Up (Various Rates)	(860,612)
Tax Audits (Various Rates)	220,512
Refunds - Retail Customers (Various Rates)	101,797
Interest on Monthly Plant Scherer Adjustments (Various Rates)	43,542
Interest on Rail Car Lease (Various Rates)	27,632
Collateral Loan Interest (Various Rates)	23,593
Interest on Tax Penalty	7,620
Interest on Unclaimed Property (Various Rates)	6,114
Miscellaneous (Various Rates)	47,302
Total Account 431	82,058,835
<p>*Non-residential customers with cash deposits who have had 23 months or more of continuous service and have maintained a prompt payment record during the last 12 months are entitled to receive interest at the simple rate of 3% per annum. All other customers with cash deposits receive interest at the simple rate of 2% per annum.</p>	

Budgeted and Actual In-Service Costs of Nuclear Power Plant

**Florida Power & Light Company
For the Year Ended December 31, 2023**

Report the budgeted and actual costs as compared to the estimated in-service costs of the proposed power plant as provided in the petition for need determination or revised estimate as necessary. Per Rule 25-6.0423(8)(f)

Item

Plant Name: Turkey Point 6 & 7

	Actual Costs as of 12/31/2023 (a)	Remaining Budgeted Costs To Complete Plant		Total Estimated In-Service Cost (e)		Estimated Cost Provided in the Petition for Need determination	
		Low Range	High Range	Low Range	High Range	Low Range	High Range
Site Selection	\$ 6,118,105	\$ -	\$ -	\$ 6,118,105	\$ 6,118,105	\$ 8,000,000	\$ 8,000,000
Pre-Construction	\$ 260,883,823	\$ 85,922,380	\$ 121,754,989	\$ 346,806,203	\$ 382,638,812	\$ 465,000,000	\$ 465,000,000
Construction	\$ -	\$ 11,155,665,197	\$ 16,406,703,271	\$ 11,155,665,197	\$ 16,406,703,271	\$ 8,149,000,000	\$ 12,124,000,000
AFUDC & Carrying Charges (b)(c)	\$ 56,921,960	\$ 3,396,718,939	\$ 5,022,368,307	\$ 3,453,640,899	\$ 5,079,290,267	\$ 3,461,000,000	\$ 5,160,000,000
Total (d)	\$ 323,923,889	\$ 14,638,306,515	\$ 21,550,826,566	\$ 14,962,230,404	\$ 21,874,750,455	\$ 12,083,000,000	\$ 17,757,000,000

Notes:

- a) Actual Sunk costs represent costs incurred on the project as of December 31, 2023. This amount does not include any termination or other cancellation costs that could be incurred in the event of project cancellation or deferral.
- b) Carrying Charges on over/under recoveries are not included as part of Sunk Costs.
- c) AFUDC is calculated on the non-incremental costs total company and includes carrying charges.
- d) Totals may not add due to rounding.
- e) Total estimated in-service cost is based on 2017 total project cost estimate

Florida Power and Light Company
Report from Independent Auditors, Deloitte & Touche



Deloitte & Touche LLP
Certified Public Accountants
Suite 200
1800 North Military Trail
Boca Raton, FL 33431-6386
USA

INDEPENDENT AUDITOR'S REPORT

Florida Power & Light Company
700 Universe Blvd.
Juno Beach, FL

Tel: +1 561 962 7700
Fax: +1 561 962 7750
www.deloitte.com

Opinion

We have audited the financial statements of Florida Power & Light Company ("FPL" or the "Company"), which comprise the balance sheet – regulatory basis as of December 31, 2023, and the related statements of income – regulatory basis, cash flows – regulatory basis, and retained earnings – regulatory basis for the year then ended, included on pages 110 through 123 of the accompanying Federal Energy Regulatory Commission Form 1, and the related notes to the financial statements (the "financial statements").

In our opinion, the accompanying financial statements present fairly, in all material respects, the assets, liabilities, and proprietary capital of the Company as of December 31, 2023, and the results of its operations and its cash flows for the year then ended in accordance with the accounting requirements of the Federal Energy Regulatory Commission as set forth in its applicable Uniform System of Accounts and published accounting releases.

Basis for Opinion

We conducted our audit in accordance with auditing standards generally accepted in the United States of America (GAAS). Our responsibilities under those standards are further described in the Auditor's Responsibilities for the Audit of the Financial Statements section of our report. We are required to be independent of the Company, and to meet our other ethical responsibilities, in accordance with the relevant ethical requirements relating to our audit. We believe that the audit evidence we have obtained is sufficient and appropriate to provide a basis for our audit opinion.

Emphasis of Matter - Basis of Accounting

As discussed in Note 1 to the financial statements, these financial statements were prepared in accordance with the accounting requirements of the Federal Energy Regulatory Commission as set forth in its applicable Uniform System of Accounts and published accounting releases, which is a basis of accounting other than accounting principles generally accepted in the United States of America. As a result, the financial statements may not be suitable for another purpose. Our opinion is not modified with respect to this matter.

Responsibilities of Management for the Financial Statements

Management is responsible for the preparation and fair presentation of the financial statements in accordance with the accounting requirements of the Federal Energy Regulatory Commission as set forth in its applicable Uniform System of Accounts and published accounting releases. Management is also responsible for the design, implementation, and maintenance of internal control relevant to the preparation and fair presentation of financial statements that are free from material misstatement, whether due to fraud or error.

In preparing the financial statements, management is required to evaluate whether there are conditions or events, considered in the aggregate, that raise substantial doubt about the Company's ability to continue as a going concern for one year after the date that the financial statements are issued.

Auditor's Responsibilities for the Audit of the Financial Statements

Our objectives are to obtain reasonable assurance about whether the financial statements as a whole are free from material misstatement, whether due to fraud or error, and to issue an auditor's report that includes our opinion. Reasonable assurance is a high level of assurance but is not absolute assurance and therefore is not a guarantee that an audit conducted in accordance with GAAS will always detect a material misstatement when it exists. The risk of not detecting a material misstatement resulting from fraud is higher than for one resulting from error, as fraud may involve collusion, forgery, intentional omissions, misrepresentations, or the override of internal control. Misstatements are considered material if there is a substantial likelihood that, individually or in the aggregate, they would influence the judgment made by a reasonable user based on the financial statements.

In performing an audit in accordance with GAAS, we:

- Exercise professional judgment and maintain professional skepticism throughout the audit.
- Identify and assess the risks of material misstatement of the financial statements, whether due to fraud or error, and design and perform audit procedures responsive to those risks. Such procedures include examining, on a test basis, evidence regarding the amounts and disclosures in the financial statements.
- Obtain an understanding of internal control relevant to the audit in order to design audit procedures that are appropriate in the circumstances, but not for the purpose of expressing an opinion on the effectiveness of the Company's internal control. Accordingly, no such opinion is expressed.
- Evaluate the appropriateness of accounting policies used and the reasonableness of significant accounting estimates made by management, as well as evaluate the overall presentation of the financial statements.
- Conclude whether, in our judgment, there are conditions or events, considered in the aggregate, that raise substantial doubt about the Company's ability to continue as a going concern for a reasonable period of time.

We are required to communicate with those charged with governance regarding, among other matters, the planned scope and timing of the audit, significant audit findings, and certain internal control-related matters that we identified during the audit.

Restriction on Use

This report is intended solely for the information and use of the board of directors and management of the Company and for filing with the Federal Energy Regulatory Commission and is not intended to be and should not be used by anyone other than these specified parties.

Deloitte & Touche LLP

April 16, 2024

**NextEra Energy's
2023 Annual Report and Form 10-K filed with the
Securities and Exchange Commission**



ANNUAL REPORT 2023

THIS PAGE INTENTIONALLY LEFT BLANK



**UNITED STATES SECURITIES AND EXCHANGE COMMISSION
Washington, D.C. 20549
FORM 10-K**

ANNUAL REPORT PURSUANT TO SECTION 13 OR 15(d) OF THE SECURITIES EXCHANGE ACT OF 1934

For the fiscal year ended **December 31, 2023**

OR

TRANSITION REPORT PURSUANT TO SECTION 13 OR 15(d) OF THE SECURITIES EXCHANGE ACT OF 1934

For the transition period from _____ to _____

Commission File Number	Exact name of registrants as specified in their charters, address of principal executive offices and registrants' telephone number	IRS Employer Identification Number
1-8841	NEXTERA ENERGY, INC.	59-2449419
2-27612	FLORIDA POWER & LIGHT COMPANY	59-0247775
	700 Universe Boulevard Juno Beach, Florida 33408 (561) 694-4000	

State or other jurisdiction of incorporation or organization: Florida
Securities registered pursuant to Section 12(b) of the Act:

Registrants	Title of each class	Trading Symbol(s)	Name of each exchange on which registered
NextEra Energy, Inc.	Common Stock, \$0.01 Par Value 6.926% Corporate Units	NEE NEE.PRR	New York Stock Exchange New York Stock Exchange
Florida Power & Light Company	None		

Indicate by check mark if the registrants are well-known seasoned issuers, as defined in Rule 405 of the Securities Act of 1933.

NextEra Energy, Inc. Yes No

Florida Power & Light Company Yes No

Indicate by check mark if the registrants are not required to file reports pursuant to Section 13 or Section 15(d) of the Securities Exchange Act of 1934.

NextEra Energy, Inc. Yes No

Florida Power & Light Company Yes No

Indicate by check mark whether the registrants (1) have filed all reports required to be filed by Section 13 or 15(d) of the Securities Exchange Act of 1934 during the preceding 12 months, and (2) have been subject to such filing requirements for the past 90 days.

NextEra Energy, Inc. Yes No

Florida Power & Light Company Yes No

Indicate by check mark whether the registrants have submitted electronically every Interactive Data File required to be submitted pursuant to Rule 405 of Regulation S-T during the preceding 12 months.

NextEra Energy, Inc. Yes No

Florida Power & Light Company Yes No

Indicate by check mark whether the registrants are a large accelerated filer, an accelerated filer, a non-accelerated filer, a smaller reporting company, or an emerging growth company.

NextEra Energy, Inc. Large Accelerated Filer Accelerated Filer Non-Accelerated Filer Smaller Reporting Company Emerging Growth Company

Florida Power & Light Company Large Accelerated Filer Accelerated Filer Non-Accelerated Filer Smaller Reporting Company Emerging Growth Company

If an emerging growth company, indicate by check mark if the registrants have elected not to use the extended transition period for complying with any new or revised financial accounting standards provided pursuant to Section 13(a) of the Securities Exchange Act of 1934.

Indicate by check mark whether each registrant has filed a report on and attestation to its management's assessment of the effectiveness of its internal control over financial reporting under Section 404(b) of the Sarbanes-Oxley Act (15 U.S.C. 7262(b)) by the registered public accounting firm that prepared or issued its audit report.

If securities are registered pursuant to Section 12(b) of the Act, indicate by check mark whether the financial statements of the registrant included in the filing reflect the correction of an error to previously issued financial statements.

Indicate by check mark whether any of those error corrections are restatements that required a recovery analysis of incentive-based compensation received by any of the registrant's executive officers during the relevant recovery period pursuant to §240.10D-1(b).

Indicate by check mark whether the registrants are shell companies (as defined in Rule 12b-2 of the Securities Exchange Act of 1934). Yes No

Aggregate market value of the voting and non-voting common equity of NextEra Energy, Inc. held by non-affiliates at June 30, 2023 (based on the closing market price on the Composite Tape on June 30, 2023) was \$150,048,196,735.

There was no voting or non-voting common equity of Florida Power & Light Company held by non-affiliates at June 30, 2023.

Number of shares of NextEra Energy, Inc. common stock, \$0.01 par value, outstanding at January 31, 2024: 2,052,429,154

Number of shares of Florida Power & Light Company common stock, without par value, outstanding at January 31, 2024, all of which were held, beneficially and of record, by NextEra Energy, Inc.: 1,000

DOCUMENTS INCORPORATED BY REFERENCE

Portions of NextEra Energy, Inc.'s Proxy Statement for the 2024 Annual Meeting of Shareholders are incorporated by reference in Part III hereof.

This combined Form 10-K represents separate filings by NextEra Energy, Inc. and Florida Power & Light Company. Information contained herein relating to an individual registrant is filed by that registrant on its own behalf. Florida Power & Light Company makes no representations as to the information relating to NextEra Energy, Inc.'s other operations.

Florida Power & Light Company meets the conditions set forth in General Instruction I.(1)(a) and (b) of Form 10-K and is therefore filing this Form with the reduced disclosure format.

DEFINITIONS

Acronyms and defined terms used in the text include the following:

Term	Meaning
AFUDC – equity	equity component of allowance for funds used during construction
Bcf	billion cubic feet
CAISO	California Independent System Operator
capacity clause	capacity cost recovery clause, as established by the FPSC
DOE	U.S. Department of Energy
Duane Arnold	Duane Arnold Energy Center
environmental clause	environmental cost recovery clause, as established by the FPSC
EPA	U.S. Environmental Protection Agency
ERCOT	Electric Reliability Council of Texas
FERC	U.S. Federal Energy Regulatory Commission
Florida Southeast Connection	Florida Southeast Connection, LLC, a wholly owned NextEra Energy Resources subsidiary
FPL	Florida Power & Light Company
FPSC	Florida Public Service Commission
fuel clause	fuel and purchased power cost recovery clause, as established by the FPSC
GAAP	generally accepted accounting principles in the U.S.
ISO	independent system operator
ISO-NE	ISO New England Inc.
ITC	investment tax credit
kW	kilowatt
kWh	kilowatt-hour(s)
Management's Discussion	Item 7. Management's Discussion and Analysis of Financial Condition and Results of Operations
MISO	Midcontinent Independent System Operator
MMBtu	One million British thermal units
mortgage	mortgage and deed of trust dated as of January 1, 1944, from FPL to Deutsche Bank Trust Company Americas, as supplemented and amended
MW	megawatt(s)
MWh	megawatt-hour(s)
NEE	NextEra Energy, Inc.
NEECH	NextEra Energy Capital Holdings, Inc.
NEER	an operating segment comprised of NextEra Energy Resources and NEET
NEET	NextEra Energy Transmission, LLC
NEP	NextEra Energy Partners, LP
NEP OpCo	NextEra Energy Operating Partners, LP
NERC	North American Electric Reliability Corporation
net capacity	net ownership interest in pipeline(s) capacity
net generating capacity	net ownership interest in plant(s) capacity
net generation	net ownership interest in plant(s) generation
Note __	Note __ to consolidated financial statements
NextEra Energy Resources	NextEra Energy Resources, LLC
NRC	U.S. Nuclear Regulatory Commission
NYISO	New York Independent System Operator
O&M expenses	other operations and maintenance expenses in the consolidated statements of income
OEB	Ontario Energy Board
OTC	over-the-counter
OTTI	other than temporary impairment or other than temporarily impaired
PJM	PJM Interconnection, LLC
PMI	NextEra Energy Marketing, LLC
Point Beach	Point Beach Nuclear Power Plant
PPA	purchased power agreement(s)
PTC	production tax credit
PUCT	Public Utility Commission of Texas
renewable energy tax credits	production tax credits and investment tax credits collectively
regulatory ROE	return on common equity as determined for regulatory purposes
RPS	renewable portfolio standards
RTO	regional transmission organization
Sabal Trail	Sabal Trail Transmission, LLC, an entity in which a NextEra Energy Resources subsidiary has a 42.5% ownership interest
Seabrook	Seabrook Station
SEC	U.S. Securities and Exchange Commission
storm protection plan	storm protection plan cost recovery clause, as established by the FPSC
U.S.	United States of America

NEE, FPL, NEECH, NextEra Energy Resources and NEET each has subsidiaries and affiliates with names that may include NextEra Energy, FPL, NextEra Energy Resources, NextEra Energy Transmission, NextEra, FPL Group, FPL Energy, FPLE, NEP and similar references. For convenience and simplicity, in this report the terms NEE, FPL, NEECH, NextEra Energy Resources, NEET and NEER are sometimes used as abbreviated references to specific subsidiaries, affiliates or groups of subsidiaries or affiliates. The precise meaning depends on the context.

TABLE OF CONTENTS

	Page No.
Definitions	2
Forward-Looking Statements	3
PART I	
Item 1. Business	4
Item 1A. Risk Factors	21
Item 1B. Unresolved Staff Comments	33
Item 1C. Cybersecurity	33
Item 2. Properties	34
Item 3. Legal Proceedings	35
Item 4. Mine Safety Disclosures	35
PART II	
Item 5. Market for Registrants' Common Equity, Related Stockholder Matters and Issuer Purchases of Equity Securities	35
Item 6. Reserved	35
Item 7. Management's Discussion and Analysis of Financial Condition and Results of Operations	36
Item 7A. Quantitative and Qualitative Disclosures About Market Risk	55
Item 8. Financial Statements and Supplementary Data	56
Item 9. Changes in and Disagreements With Accountants on Accounting and Financial Disclosure	113
Item 9A. Controls and Procedures	113
Item 9B. Other Information	113
Item 9C. Disclosure Regarding Foreign Jurisdictions that Prevent Inspections	113
PART III	
Item 10. Directors, Executive Officers and Corporate Governance	114
Item 11. Executive Compensation	114
Item 12. Security Ownership of Certain Beneficial Owners and Management and Related Stockholder Matters	114
Item 13. Certain Relationships and Related Transactions, and Director Independence	114
Item 14. Principal Accountant Fees and Services	115
PART IV	
Item 15. Exhibits and Financial Statement Schedules	116
Item 16. Form 10-K Summary	124
Signatures	125

FORWARD-LOOKING STATEMENTS

This report includes forward-looking statements within the meaning of the Private Securities Litigation Reform Act of 1995. Any statements that express, or involve discussions as to, expectations, beliefs, plans, objectives, assumptions, strategies, future events or performance (often, but not always, through the use of words or phrases such as may result, are expected to, will continue, is anticipated, believe, will, could, should, would, estimated, may, plan, potential, future, projection, goals, target, outlook, predict and intend or words of similar meaning) are not statements of historical facts and may be forward looking. Forward-looking statements involve estimates, assumptions and uncertainties. Accordingly, any such statements are qualified in their entirety by reference to, and are accompanied by, important factors included in Part I, Item 1A. Risk Factors (in addition to any assumptions and other factors referred to specifically in connection with such forward-looking statements) that could have a significant impact on NEE's and/or FPL's operations and financial results, and could cause NEE's and/or FPL's actual results to differ materially from those contained or implied in forward-looking statements made by or on behalf of NEE and/or FPL in this combined Form 10-K, in presentations, on their respective websites, in response to questions or otherwise.

Any forward-looking statement speaks only as of the date on which such statement is made, and NEE and FPL undertake no obligation to update any forward-looking statement to reflect events or circumstances, including, but not limited to, unanticipated events, after the date on which such statement is made, unless otherwise required by law. New factors emerge from time to time and it is not possible for management to predict all of such factors, nor can it assess the impact of each such factor on the business or the extent to which any factor, or combination of factors, may cause actual results to differ materially from those contained or implied in any forward-looking statement.

PART I

Item 1. Business

OVERVIEW

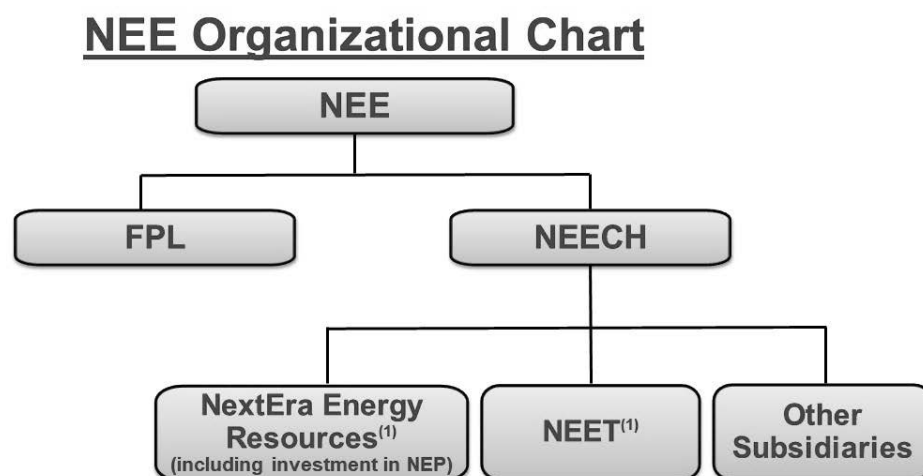
NEE is one of the largest electric power and energy infrastructure companies in North America and a leader in the renewable energy industry. NEE has two principal businesses, FPL and NEER. FPL is the largest electric utility in the state of Florida and one of the largest electric utilities in the U.S. FPL's strategic focus is centered on investing in generation, transmission and distribution facilities to deliver on its value proposition of low customer bills, high reliability, outstanding customer service and clean energy for the benefit of its approximately 5.9 million customer accounts. NEER is the world's largest generator of renewable energy from the wind and sun, as well as a world leader in battery storage. NEER's strategic focus is centered on the development, construction and operation of long-term contracted assets throughout the U.S. and Canada, primarily consisting of clean energy assets, such as renewable generation facilities, and electric transmission facilities, as well as providing other clean energy solutions to its customers.

In January 2019, NEE acquired Gulf Power Company, a rate-regulated electric utility engaged in the generation, transmission, distribution and sale of electric energy in northwest Florida. On January 1, 2021, FPL and Gulf Power Company merged, with FPL as the surviving entity. However, during 2021, FPL continued to be regulated as two separate ratemaking entities in the former service areas of FPL and Gulf Power Company. Effective January 1, 2022, FPL became regulated as one electric ratemaking entity with new unified rates and tariffs (see FPL – FPL Regulation – FPL Electric Rate Regulation – Base Rates – Base Rates Effective January 2022 through December 2025).

As described in more detail in the following sections, NEE seeks to create value in its two principal businesses by meeting its customers' needs more economically and more reliably than its competitors. NEE's strategy has resulted in profitable growth over sustained periods at both FPL and NEER. Management seeks to grow each business (see Note 15 – Commitments) in a manner consistent with the varying opportunities available to it; however, management believes that the diversification and balance represented by FPL and NEER is a valuable characteristic of the enterprise and recognizes that each business contributes to NEE's financial strength in different ways. FPL and NEER share a common platform with the objective of lowering costs, creating efficiencies and encouraging innovative ideas for their businesses. NEE and its subsidiaries, with employees totaling approximately 16,800 as of December 31, 2023, continue to develop and implement enterprise-wide initiatives focused on improving productivity, process effectiveness and quality.

On August 16, 2022, the Inflation Reduction Act (IRA) was signed into law which, among other things, extends the period for wind and solar tax credits, expands the tax credits to support a broader range of renewable technologies and allows renewable energy tax credits to be transferred. See NEER – Clean Energy and Other Operations – Clean Energy – Policy Incentives for Renewable Energy Projects. NEE believes the IRA provides long-term visibility and supports the growth of its businesses.

NEE's reportable segments for financial reporting purposes are FPL and NEER (see Note 16). NEECH, a wholly owned subsidiary of NEE, owns and provides funding for NEE's operating subsidiaries, other than FPL and its subsidiaries. NEP, an affiliate of NextEra Energy Resources, acquires, manages and owns contracted clean energy assets with stable, long-term cash flows. See NEER section below for further discussion of NEP. The following diagram depicts NEE's simplified ownership structure:

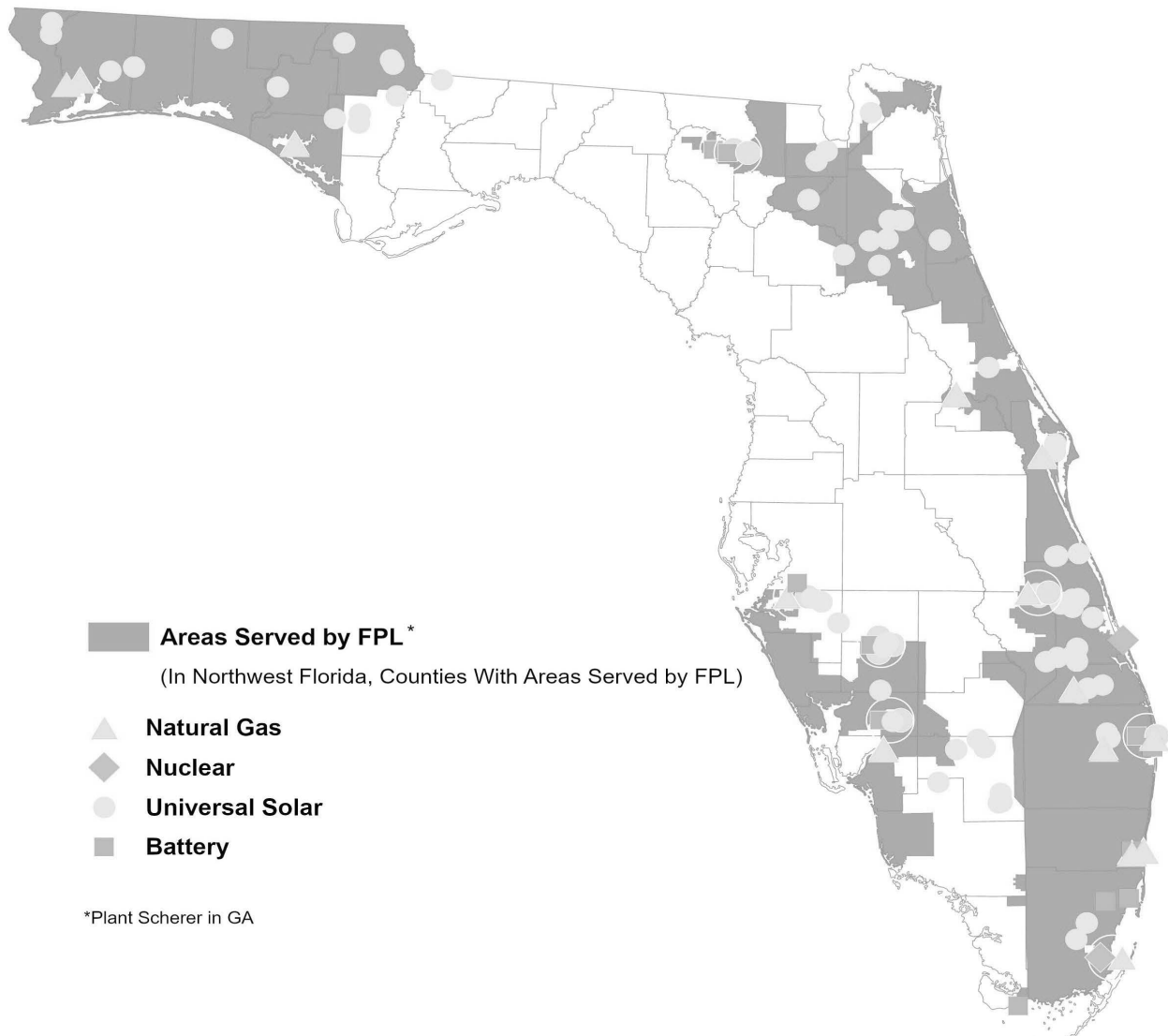


(1) Comprises the NEER segment.

FPL

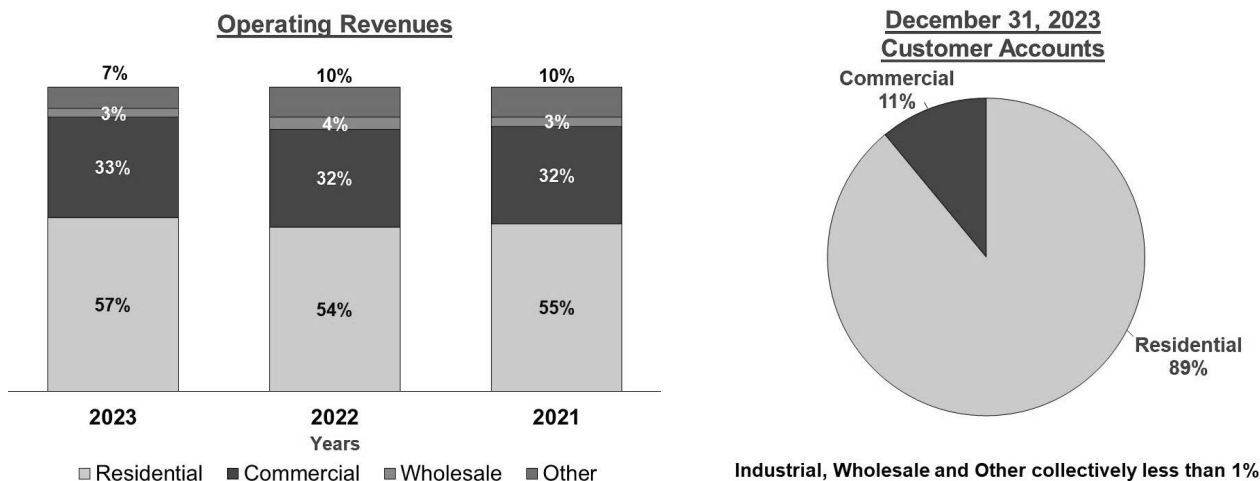
FPL is a rate-regulated electric utility engaged primarily in the generation, transmission, distribution and sale of electric energy in Florida. FPL is the largest electric utility in the state of Florida and one of the largest electric utilities in the U.S. At December 31, 2023, FPL had 33,276 MW of net generating capacity, approximately 90,000 circuit miles of transmission and distribution lines and 883 substations. FPL provides service to its electric customers through an integrated transmission and distribution system that links its generation facilities to its customers.

FPL serves more than 12 million people through approximately 5.9 million customer accounts. The following map shows FPL's service areas and plant locations as of February 16, 2024, which cover most of the east and lower west coasts of Florida and are in ten counties throughout northwest Florida (see FPL Sources of Generation below).



CUSTOMERS AND REVENUE

FPL's primary source of operating revenues is from its retail customer base; it also serves a limited number of wholesale customers within Florida. The percentage of FPL's operating revenues and customer accounts by customer class were as follows:



For both retail and wholesale customers, the prices (or rates) that FPL may charge are approved by regulatory bodies, by the FPSC in the case of retail customers and by the FERC in the case of wholesale customers. In general, under U.S. and Florida law, regulated rates are intended to cover the cost of providing service, including a reasonable rate of return on invested capital. Since the regulatory bodies have authority to determine the relevant cost of providing service and the appropriate rate of return on capital employed, there can be no guarantee that FPL will be able to earn any particular rate of return or recover all of its costs through regulated rates. See FPL Regulation below.

FPL seeks to maintain attractive rates for its customers. Since rates are largely cost-based, maintaining low rates requires a strategy focused on developing and maintaining a low-cost position, including the implementation of ideas generated from cost savings initiatives.

FRANCHISE AGREEMENTS AND COMPETITION

FPL's service to its electric retail customers is provided primarily under franchise agreements negotiated with municipalities or counties. During the term of a franchise agreement, which is typically 30 years, the municipality or county agrees not to form its own utility, and FPL has the right to offer electric service to residents. At December 31, 2023, FPL held 226 franchise agreements with various municipalities and counties in Florida with varying expiration dates through 2053. These franchise agreements cover the vast majority of FPL's retail customer base in Florida. At December 31, 2023, FPL also provided service to customers in 10 other municipalities and to 27 unincorporated areas within its service area without franchise agreements pursuant to the general obligation to serve as a public utility. FPL relies upon Florida law for access to public rights of way.

Because any customer may elect to provide their own electric services, FPL effectively must compete for an individual customer's business. As a practical matter, few customers provide their own service at the present time since FPL's cost of service is lower than the cost of self-generation for a significant majority of customers. Changing technology (particularly increasing efficiency of solar power generation), tax incentives, economic conditions, regulatory changes, increasing cost-competitiveness of rooftop solar and batteries and other factors could alter the favorable relative cost position that FPL currently enjoys; however, FPL seeks as a matter of strategy to ensure that it delivers superior value, in the form of comparatively low customer bills, high reliability, outstanding customer service and clean energy.

In addition to self-generation by residential, commercial and industrial customers, FPL also faces competition from other suppliers of electrical energy to wholesale and industrial customers and from alternative energy sources. In 2023, 2022 and 2021, operating revenues from wholesale and industrial electric customers combined represented approximately 5%, 7% and 6%, respectively, of FPL's total operating revenues.

For the building of new steam and solar generating capacity of 75 MW or greater, the FPSC requires investor-owned electric utilities, including FPL, to issue a request for proposal (RFP) except when the FPSC determines that an exception from the RFP process is in the public interest. The RFP process allows independent power producers and others to bid to supply the new generating capacity. If a bidder has the most cost-effective alternative, meets other criteria such as financial viability and demonstrates adequate expertise and experience in building and/or operating generating capacity of the type proposed, the investor-owned electric utility would seek to negotiate a PPA with the selected bidder and request that the FPSC approve the terms of the PPA and, if appropriate, provide the required authorization for the construction of the bidder's generating capacity.

FPL SOURCES OF GENERATION

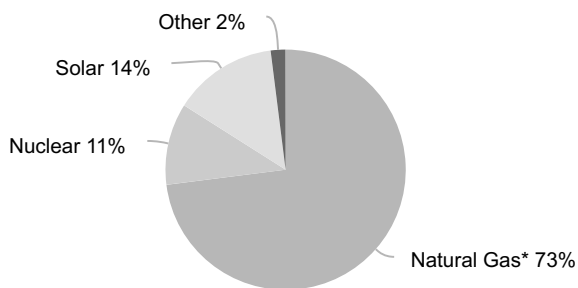
At December 31, 2023, FPL's resources for serving load consisted of approximately 33,520 MW of net generating capacity, of which 33,276 MW were from FPL-owned facilities and 244 MW were available through PPAs. FPL owned and operated 44 units with generating capacity of 24,254 MW that primarily use natural gas and 66 solar generation facilities with generating capacity totaling 4,803 MW. In addition, FPL owned, or had undivided interests in, and operated 4 nuclear units with net generating capacity totaling 3,502 MW (see Nuclear Operations below) and had joint ownership interests in 3 coal units located in Mississippi and Georgia it did not operate with net generating capacity totaling 717 MW. FPL retired its share of two coal units in Mississippi in January 2024 and the remaining one in Georgia is expected to be retired in 2028. See Note 7 – Jointly-Owned Electric Plants regarding the retirement of these plants. FPL also develops and constructs battery storage projects, which when combined with its solar projects, serve to enhance its ability to meet customer needs for a nearly firm generation source. At December 31, 2023, FPL had 469 MW of battery storage capacity that delivers energy to the transmission system. FPL customer usage and operating revenues are typically higher during the summer months, largely due to the prevalent use of air conditioning in its service area. Occasionally, unusually cold temperatures during the winter months result in significant increases in electricity usage for short periods of time.

Through 2025, FPL plans to add new solar generation with cost recovery through base rates, either through a Solar Base Rate Adjustment (SoBRA) or SolarTogether® (a voluntary community solar program that gives FPL electric customers an opportunity to participate directly in the expansion of solar energy where participants pay a fixed monthly subscription charge and receive credits on their related monthly customer bill). FPL placed 894 MW of solar generating capacity in service in January 2024 and is currently in the process of constructing an additional 1,341 MW and 894 MW of solar generating capacity, which is expected to be placed in service in 2024 and in 2025, respectively (see FPL Regulation – FPL Electric Rate Regulation – Base Rates – Base Rates Effective January 2022 through December 2025 below).

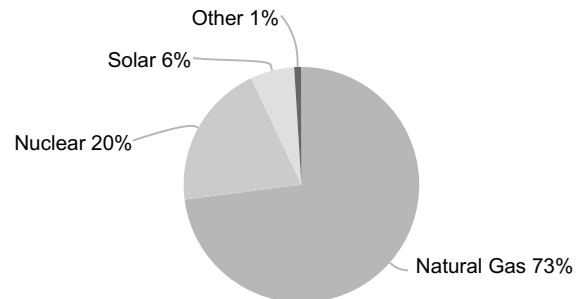
Fuel Sources

FPL relies upon a mix of fuel sources for its generation facilities, the ability of some of its generation facilities to operate on both natural gas and low sulfur diesel, and on purchased power to maintain the flexibility to achieve a more economical fuel mix in order to respond to market and industry developments. See discussion of planned solar generation additions above. In 2023, FPL placed a hydrogen facility in service that blends green hydrogen with natural gas at an existing natural gas generation facility.

**FPL
2023 Net Generating Capacity by Fuel Type
MW**



**FPL
2023 Energy Mix
MWh**



*approximately 66% has dual fuel capability

Significant Fuel and Transportation Contracts. At December 31, 2023, FPL had the following significant fuel and transportation contracts in place:

- firm transportation contracts with ten different transportation suppliers for natural gas pipeline capacity for an aggregate maximum delivery quantity of 2,836,000 MMBtu/day with expiration dates through 2042 (see Note 15 – Contracts);
- several contracts for the supply of uranium and the conversion, enrichment and fabrication of nuclear fuel with expiration dates through 2037; and
- short- and medium-term natural gas supply contracts to provide a portion of FPL's anticipated needs for natural gas,

with the remainder of FPL's natural gas requirements being purchased in the spot market.

Nuclear Operations

At December 31, 2023, FPL owned, or had undivided interests in, and operated the four nuclear units in Florida discussed below. FPL's nuclear units are periodically removed from service to accommodate planned refueling and maintenance outages, including inspections, repairs and certain other modifications. Scheduled nuclear refueling outages require the unit to be removed from service for variable lengths of time.

Facility	Net Generating Capacity (MW)	Beginning of Next Scheduled Refueling Outage	Operating License Expiration Date
St. Lucie Unit No. 1	981	March 2024	2036 ^(a)
St. Lucie Unit No. 2	840 ^(b)	August 2024	2043 ^(a)
Turkey Point Unit No. 3	837	October 2024	2032 ^(c)
Turkey Point Unit No. 4	844	March 2025	2033 ^(c)

(a) In 2021, FPL filed an application with the NRC to renew both St. Lucie operating licenses for an additional 20 years. License renewals are pending.

(b) Excludes 147 MW operated by FPL but owned by non-affiliates.

(c) In 2022, FPL filed a site-specific environmental impact statement with the NRC related to the previously approved 20-year renewal application for both Turkey Point operating licenses. Approval of the additional 20 years of operations is pending.

NRC regulations require FPL to submit a plan for decontamination and decommissioning five years before the projected end of plant operation. If the license renewals are approved by the NRC, FPL's plans provide for St. Lucie Unit No. 1 to be shut down in 2056 with decommissioning activities to be integrated with the dismantlement of St. Lucie Unit No. 2 commencing in 2063. If the NRC approves an additional 20 years of operations, FPL's plans provide for the dismantlement of Turkey Point Units Nos. 3 and 4 with decommissioning activities commencing in 2052 and 2053, respectively.

FPL's nuclear facilities use both on-site storage pools and dry storage casks to store spent nuclear fuel generated by these facilities, which are expected to provide sufficient storage of spent nuclear fuel that is generated at these facilities through license expiration, as well as through any pending license extensions.

FPL ENERGY MARKETING AND TRADING

FPL's Energy Marketing & Trading division (EMT) buys and sells wholesale energy commodities, such as natural gas, low sulfur diesel, electricity and renewable energy credits (RECs) from certain FPL solar generation assets. EMT procures natural gas and low sulfur diesel for FPL's use in power generation and sells excess natural gas, low sulfur diesel and electricity. EMT also uses derivative instruments (primarily swaps, options and forwards) to manage the physical and financial risks inherent in the purchase and sale of fuel and electricity. Substantially all of the results of EMT's activities are passed through to customers in the fuel or capacity clauses. See Management's Discussion – Energy Marketing and Trading and Market Risk Sensitivity and Note 3.

FPL REGULATION

FPL's operations are subject to regulation by a number of federal, state and other organizations, including, but not limited to, the following:

- the FPSC, which has jurisdiction over retail rates, service area, issuances of securities, and planning, siting and construction of facilities, among other things;
- the FERC, which oversees the acquisition and disposition of electric generation, transmission and other facilities, transmission of electricity and natural gas in interstate commerce, proposals to build and operate interstate natural gas pipelines and storage facilities, and wholesale purchases and sales of electric energy, among other things;
- the NERC, which, through its regional entities, establishes and enforces mandatory reliability standards, subject to approval by the FERC, to ensure the reliability of the U.S. electric transmission and generation system and to prevent major system blackouts;
- the NRC, which has jurisdiction over the operation of nuclear power plants through the issuance of operating licenses, rules, regulations and orders; and
- the EPA, which has the responsibility to maintain and enforce national standards under a variety of environmental laws, in some cases delegating authority to state agencies. The EPA also works with industries and all levels of government, including federal and state governments, in a wide variety of voluntary pollution prevention programs and energy conservation efforts.

FPL Electric Rate Regulation

The FPSC sets rates at a level that is intended to allow the utility the opportunity to collect from retail customers total revenues (revenue requirements) equal to its cost of providing service, including a reasonable rate of return on invested capital. To accomplish this, the FPSC uses various ratemaking mechanisms, including, among other things, base rates and cost recovery clauses. Although FPL and Gulf Power Company merged effective January 1, 2021, FPL continued to be regulated as two separate rate making entities until January 1, 2022 when new unified rates and tariffs became effective for the combined utility system (including the former Gulf Power Company service area). See Base Rates Effective January 2022 through December 2025 below.

Base Rates. In general, the basic costs of providing electric service, other than fuel and certain other costs, are recovered through base rates, which are designed to recover the costs of constructing, operating and maintaining the utility system. These basic costs include O&M expenses, depreciation and taxes, as well as a return on investment in assets used and useful in providing electric service (rate base). At the time base rates are established, the allowed rate of return on rate base approximates the FPSC's determination of the utility's estimated weighted-average cost of capital, which includes its costs for outstanding debt and an allowed return on common equity. The FPSC monitors the utility's actual regulatory ROE through a surveillance report that is filed monthly with the FPSC. The FPSC does not provide assurance that any regulatory ROE will be achieved. Base rates are determined in rate proceedings or through negotiated settlements of those proceedings. Proceedings can occur at the initiative of the utility or upon action by the FPSC. Existing base rates remain in effect until new base rates are approved by the FPSC.

Base Rates Effective January 2022 through December 2025 – In December 2021, the FPSC issued a final order approving a stipulation and settlement between FPL and several intervenors in FPL's base rate proceeding (2021 rate agreement).

Key elements of the 2021 rate agreement, which is effective from January 2022 through at least December 2025, include, among other things, the following:

- New retail base rates and charges were established for the combined utility system (including the former Gulf Power Company service area) resulting in the following increases in annualized retail base revenues:
 - \$692 million beginning January 1, 2022, and
 - \$560 million beginning January 1, 2023.
- In addition, FPL is eligible to receive, subject to conditions specified in the 2021 rate agreement, base rate increases associated with the addition of up to 894 MW annually of new solar generation through the SoBRA mechanism in each of 2024 and 2025, and may carry forward any unused MW in 2024 to 2025. FPL has agreed to an installed cost cap of \$1,250 per kW and will be required to demonstrate that these proposed solar facilities are cost effective.
- FPL's authorized regulatory ROE was 10.60%, with a range of 9.70% to 11.70%. However, in the event the average 30-year U.S. Treasury rate was 2.49% or greater over a consecutive six-month period, FPL was authorized to increase the regulatory ROE to 10.80% with a range of 9.80% to 11.80%. During August 2022, this provision was triggered and effective September 1, 2022, FPL's authorized regulatory ROE and ROE range were increased. If FPL's earned regulatory ROE falls below 9.80%, FPL may seek retail base rate relief. If the earned regulatory ROE rises above 11.80%, any party with standing may seek a review of FPL's retail base rates.
- Subject to certain conditions, FPL may amortize, over the term of the 2021 rate agreement, up to \$1.45 billion of depreciation reserve surplus, provided that in any year of the 2021 rate agreement FPL must amortize at least enough reserve amount to maintain its minimum authorized regulatory ROE and also may not amortize any reserve amount that would result in an earned regulatory ROE in excess of its maximum authorized regulatory ROE.
- FPL is authorized to expand SolarTogether[®] by constructing an additional 1,788 MW of solar generation from 2022 through 2025, such that the total capacity of SolarTogether[®] would be 3,278 MW.
- Future storm restoration costs would be recoverable on an interim basis beginning 60 days from the filing of a cost recovery petition, but capped at an amount that produces a surcharge of no more than \$4 for every 1,000 kWh of usage on residential bills during the first 12 months of cost recovery. Any additional costs would be eligible for recovery in subsequent years. If storm restoration costs exceed \$800 million in any given calendar year, FPL may request an increase to the \$4 surcharge. See Note 1 – Storm Funds, Storm Reserves and Storm Cost Recovery.
- If federal or state permanent corporate income tax changes become effective during the term of the 2021 rate agreement, FPL will prospectively adjust base rates after a review by the FPSC. As a result of the enactment of the IRA (see NEER – Clean Energy and Other Operations – Clean Energy – Policy Incentives for Renewable Energy Projects), FPL's customers are expected to save approximately \$400 million over the remaining term of the 2021 rate agreement which includes a \$36 million one-time refund made in January 2023.

On September 28, 2023, the Florida Supreme Court ruled on the appeal of the FPSC's final order regarding FPL's 2021 rate agreement by Floridians Against Increased Rates, Inc. and, as a group, Florida Rising, Inc., Environmental Confederation of Southwest Florida, Inc. and League of United Latin American Citizens of Florida. The ruling remands the FPSC's order back to the FPSC. While management is unable to predict with certainty the eventual outcome, FPL believes the FPSC's subsequent order will maintain its determination that the 2021 rate agreement is in the public interest and should remain intact.

Base Rates Effective January 2017 through December 2021 – From January 2017 to December 2021, FPL operated under a base rate agreement (2016 rate agreement) that provided for, among other things, a regulatory ROE of 10.55%, with a range of 9.60% to 11.60% and, subject to certain conditions, the right to reduce depreciation expense up to \$1.25 billion (reserve),

provided that in any year of the 2016 rate agreement FPL was required to amortize enough reserve to maintain an earned regulatory ROE within the range of 9.60% to 11.60%.

Cost Recovery Clauses. Cost recovery clauses are designed to permit full recovery of certain costs and provide a return on certain assets allowed to be recovered through these clauses. Cost recovery clause costs are recovered through levelized monthly charges per kWh or kW, depending on the customer's rate class. These cost recovery clause charges are calculated annually based on estimated costs and estimated customer usage for the following year, plus or minus true-up adjustments to reflect the estimated over or under recovery of costs for the current and prior periods. An adjustment to the levelized charges may be approved during the course of a year to reflect revised estimates. FPL recovers costs from customers through the following clauses:

- Fuel – primarily fuel costs, the most significant of the cost recovery clauses in terms of operating revenues (see Note 1 – Rate Regulation);
- Storm Protection Plan – costs associated with an FPSC-approved transmission and distribution storm protection plan, which includes costs for hardening of overhead transmission and distribution lines, undergrounding of certain distribution lines and vegetation management;
- Capacity – primarily certain costs associated with the acquisition of several electric generation facilities (see Note 1 – Rate Regulation) and capacity payments related to PPAs;
- Energy Conservation – costs associated with implementing energy conservation programs; and
- Environmental – certain costs of complying with federal, state and local environmental regulations enacted after April 1993 and costs associated with certain of FPL's solar facilities placed in service prior to 2016.

The FPSC has the authority to disallow recovery of costs that it considers excessive or imprudently incurred. These costs may include, among others, fuel and O&M expenses, the cost of replacing power lost when generation units are unavailable, storm restoration costs and costs associated with the construction or acquisition of new facilities.

FERC

The Federal Power Act grants the FERC exclusive ratemaking jurisdiction over wholesale sales of electricity and the transmission of electricity and natural gas in interstate commerce. Pursuant to the Federal Power Act, electric utilities must file for FERC acceptance and maintain tariffs and rate schedules which govern the rates, terms and conditions for the provision of FERC-jurisdictional wholesale power and transmission services. Wholesale power sales tariffs on file at FERC may authorize sales at cost-based rates or, where the seller lacks market power, at market-based rates. The Federal Power Act also gives the FERC authority to certify and oversee an electric reliability organization with authority to establish and independently enforce mandatory reliability standards applicable to all users, owners and operators of the bulk-power system. See NERC below. Electric utilities are subject to accounting, record-keeping and reporting requirements administered by the FERC. The FERC also places certain limitations on transactions between electric utilities and their affiliates.

NERC

The NERC has been certified by the FERC as an electric reliability organization. The NERC's mandate is to ensure the reliability and security of the North American bulk-power system through the establishment and enforcement of reliability standards approved by FERC. The NERC's regional entities also enforce reliability standards approved by the FERC. FPL is subject to these reliability standards and incurs costs to ensure compliance with continually heightened requirements, and can incur significant penalties for failing to comply with them.

FPL Environmental Regulation

FPL is subject to environmental laws and regulations as described in the NEE Environmental Matters section below. FPL expects to seek recovery through the environmental clause for compliance costs associated with any new environmental laws and regulations.

FPL HUMAN CAPITAL

FPL had approximately 9,500 employees at December 31, 2023, with approximately 31% of these employees represented by the International Brotherhood of Electrical Workers (IBEW). The collective bargaining agreements have approximately two- to three-year terms and expire between April 2024 and January 2025.

NEER

NEER, comprised of NEE's competitive energy and rate-regulated transmission businesses, is a diversified clean energy business with a strategy that emphasizes the development, construction and operation of long-term contracted assets with a focus on clean energy. NEE reports NextEra Energy Resources and NEET, a rate-regulated transmission business, on a combined basis for segment reporting purposes, and the combined segment is referred to as NEER. The NEER segment owns, develops, constructs, manages and operates electric generation facilities in wholesale energy markets in the U.S. and Canada and also includes assets and investments in other businesses with a clean energy focus, such as battery storage and renewable fuels. NEER, with approximately 30,600 MW of total net generating capacity at December 31, 2023, is one of the largest wholesale generators of electric power in the U.S., including approximately 30,080 MW of net generating capacity across 41 states and 520 MW of net generating capacity in 4 Canadian provinces. At December 31, 2023, NEER operates facilities, in which it has partial or full ownership interests, with a total generating capacity of approximately 37,700 MW. NEER primarily sells its capacity and/or energy output through long-term power sales agreements with utilities, retail electricity providers, power cooperatives, municipal electric providers and commercial and industrial customers. NEER produces the majority of its electricity from clean and renewable sources as described more fully below. In addition, NEER develops and constructs battery storage projects, which when combined with its renewable projects, serve to enhance its ability to meet customers' firm capacity needs, or as standalone facilities. NEER is the world's largest generator of renewable energy from the wind and sun based on 2023 MWh produced on a net generation basis, as well as a world leader in battery storage. The NEER segment also owns, develops, constructs and operates rate-regulated transmission facilities in North America. At December 31, 2023, NEER's rate-regulated transmission facilities and the transmission lines that connect its electric generation facilities to the electric grid are comprised of approximately 330 substations and 3,585 circuit miles of transmission lines.

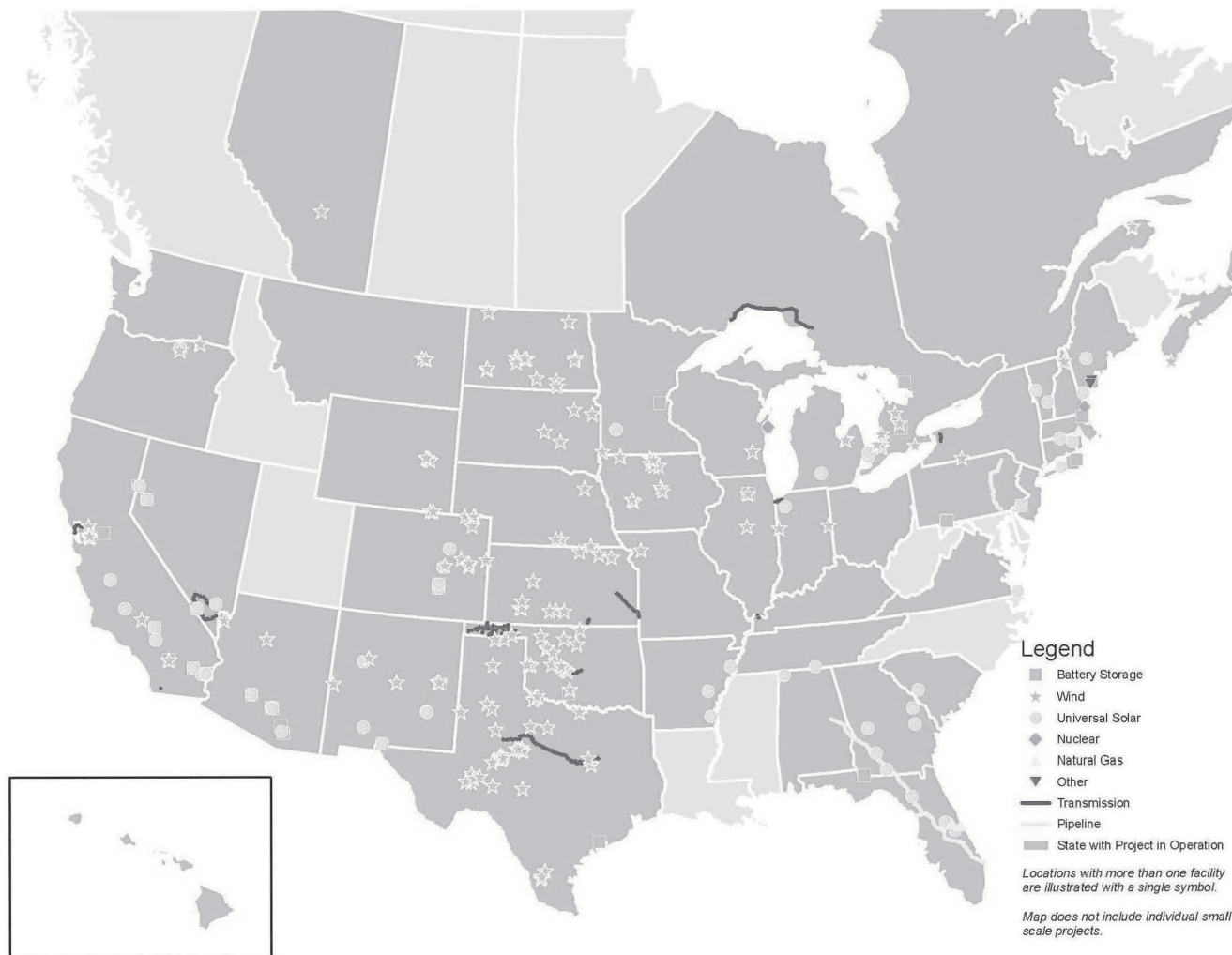
NEER also engages in energy-related commodity marketing and trading activities, including entering into financial and physical contracts. These contracts primarily include power and fuel commodities and their related products for the purpose of providing full energy and capacity requirements services, primarily to distribution utilities in certain markets, and offering customized power and fuel and related risk management services to wholesale customers, as well as to hedge the production from NEER's generation assets that is not sold under long-term power supply agreements. In addition, NEER participates in natural gas, natural gas liquids and oil production through operating and non-operating ownership interests, and in pipeline infrastructure construction, management and operations, through either wholly owned subsidiaries or noncontrolling or joint venture interests, hereafter referred to as the gas infrastructure business. NEER also hedges the expected output from its gas infrastructure production assets to protect against price movements.

NEP – Through NEP OpCo, NEP acquires, manages and owns contracted clean energy assets with stable long-term cash flows with a focus on renewable energy projects. NEP's assets include energy projects contributed by or acquired from NextEra Energy Resources, or acquired from third parties, as well as ownership interests in a contracted natural gas pipeline acquired from third parties. NEP also invests to repower or expand certain of its assets. NextEra Energy Resources' indirect limited partnership interest in NEP OpCo based on the number of outstanding NEP OpCo common units was approximately 51.4% at December 31, 2023. NextEra Energy Resources accounts for its ownership interest in NEP as an equity method investment with its earnings/losses from NEP as equity in earnings (losses) of equity method investees and accounts for its project sales to NEP as third-party sales in its consolidated financial statements. At December 31, 2023, NEP owned, or had a partial ownership interest in, a portfolio of contracted renewable energy assets consisting of wind, solar and battery storage projects with energy project capacity totaling approximately 10,118 MW and a contracted natural gas pipeline all located in the U.S. as further discussed in Clean Energy and Other Operations. NextEra Energy Resources operates essentially all of the energy projects in NEP's portfolio and its ownership interest in the portfolio's capacity was approximately 4,786 MW at December 31, 2023.

CLEAN ENERGY AND OTHER OPERATIONS

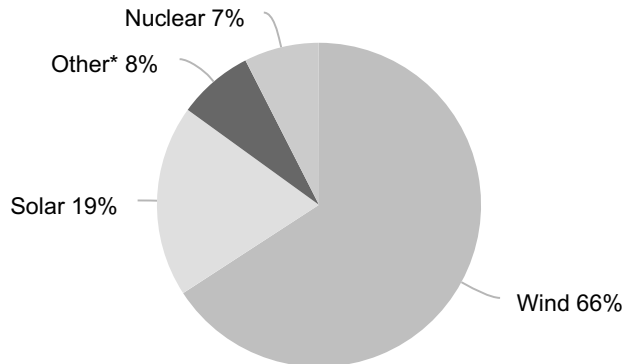
NEER sells products associated with its generation facilities (energy, capacity, RECs and ancillary services) in competitive markets in regions where those facilities are located. Customer transactions may be supplied from NEER generation facilities or from purchases in the wholesale markets, or from a combination thereof. See Markets and Competition below.

NEER's generation and battery storage projects, natural gas pipelines and transmission facilities (including noncontrolling or joint venture interests) at December 31, 2023 are as follows:



Clean Energy

2023 Net Generating Capacity by Fuel Type MW



*Primarily natural gas

Generation Assets

NEER's portfolio of generation assets primarily consists of generation facilities with long-term power sales agreements for substantially all of their capacity and/or energy output. Information related to contracted generation assets at December 31, 2023 was as follows:

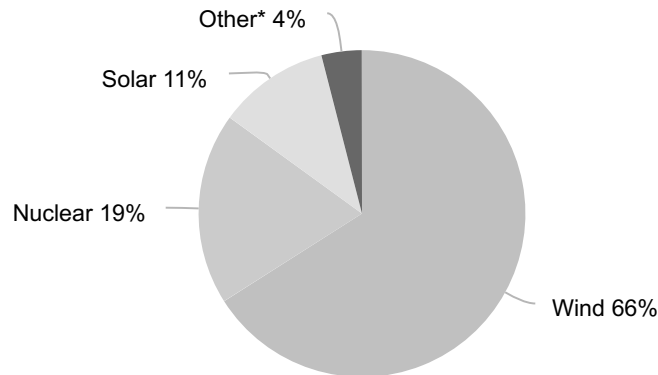
- represented approximately 28,759 MW of total net generating capacity;
- weighted-average remaining contract term of the power sales agreements, including the remaining life of the PTCs associated with repowered wind facilities, of approximately 15 years, based on forecasted contributions to earnings and forecasted amounts of electricity produced by the repowered wind facilities; and
- several contracts for the supply of uranium and the conversion, enrichment and fabrication of nuclear fuel for all nuclear units with expiration dates through 2033 (see Note 15 – Contracts).

NEER's merchant generation assets primarily consist of generation facilities that do not have long-term power sales agreements to sell their capacity and/or energy output and therefore require active marketing and hedging. Merchant generation assets at December 31, 2023 represented approximately 1,842 MW of total net generating capacity, including 805 MW from nuclear generation and 1,032 MW from other peak generation facilities, and are primarily located in the Northeast region of the U.S. NEER utilizes swaps, options, futures and forwards to lock in pricing and manage the commodity price risk inherent in power sales and fuel purchases.

NEER Generation Assets Fuel/Technology Mix

During 2023, NextEra Energy Resources generated approximately 96 million megawatt hours utilizing the following mix of fuel sources for generation facilities in which it has an ownership interest:

2023 Net Generation by Fuel Type MWh



*Primarily natural gas

Wind Facilities

- located in 23 states in the U.S. and 4 provinces in Canada;
- operated a total generating capacity of approximately 24,970 MW at December 31, 2023;
- ownership interests in a total net generating capacity of approximately 20,147 MW at December 31, 2023;
 - essentially all MW are from contracted wind assets located primarily throughout Texas and the West and Midwest regions of the U.S. and Canada;
 - added approximately 1,651 MW of new generating capacity in the U.S. in 2023 and sold assets to NEP totaling approximately 292 MW (see Note 1 – Disposal of Businesses/Assets and Sale of Noncontrolling Ownership Interests).

Solar Facilities

- located in 31 states in the U.S.;
- operated photovoltaic and solar thermal facilities with a total generating capacity of approximately 7,650 MW at December 31, 2023;
- ownership interests in solar facilities with a total net generating capacity of approximately 5,856 MW at December 31, 2023;
 - essentially all MW are from contracted solar facilities located primarily throughout the West and South regions of the U.S.;
 - added approximately 2,073 MW of generating capacity in the U.S. in 2023 and sold assets to NEP totaling approximately 122 MW (see Note 1 – Disposal of Businesses/Assets and Sale of Noncontrolling Ownership Interests).

Nuclear Facilities

At December 31, 2023, NextEra Energy Resources was the sole owner of the two Point Beach nuclear units shown in the table below and was the largest joint owner of the Seabrook nuclear facility shown in the table below. NEER's nuclear units are periodically removed from service to accommodate planned refueling and maintenance outages, including inspections, repairs and certain other modifications. Scheduled nuclear refueling outages require the unit to be removed from service for variable lengths of time.

Facility	Location	Net Generating Capacity (MW)	Portfolio Category	Beginning of Next Scheduled Refueling Outage	Operating License Expiration Date
Seabrook	New Hampshire	1,102 ^(a)	Merchant ^(b)	October 2024	2050
Point Beach Unit No. 1	Wisconsin	595	Contracted ^(c)	March 2025	2030 ^(d)
Point Beach Unit No. 2	Wisconsin	595	Contracted ^(c)	October 2024	2033 ^(d)

(a) Excludes 147 MW operated by NEER but owned by non-affiliates.

(b) Includes 297 MW sold under a long-term contract.

(c) NEER sells all of the output of Point Beach Units Nos. 1 and 2 under long-term contracts through their current operating license expiration dates.

(d) In 2020, NEER filed an application with the NRC to renew both Point Beach operating licenses for an additional 20 years. License renewals are pending.

NEER is responsible for all nuclear unit operations and the ultimate decommissioning of the nuclear units, the cost of which is shared on a pro-rata basis by the joint owners with respect to the Seabrook unit. NRC regulations require plant owners to submit a plan for decontamination and decommissioning five years before the projected end of plant operation. NEER's nuclear facilities use both on-site storage pools and dry storage casks to store spent nuclear fuel generated by these facilities, which, based on existing regulations, are expected to provide sufficient storage of spent nuclear fuel that is generated at these facilities through current license expiration, as well as through any pending license extensions.

NEER also maintains an approximately 70% interest in Duane Arnold, a nuclear facility located in Iowa that ceased operations in August 2020. NEER submitted a site-specific cost estimate and plan for decontamination and decommissioning to the NRC. All spent nuclear fuel housed onsite is in long-term dry storage until the DOE is able to take possession. NEER estimates that the cost of decommissioning Duane Arnold is fully funded and expects completion by approximately 2080.

Other Clean Energy

NEER's portfolio also includes assets and investments in other businesses with a clean energy focus, such as battery storage and renewable fuels. At December 31, 2023, NextEra Energy Resources had net ownership interests in approximately 2,624 MW of battery storage capacity. In addition, NextEra Energy Resources owns, or has a partial ownership interest in, a portfolio of 29 biogas projects, one of which is an operating renewable natural gas facility and the others of which are primarily operating landfill gas-to-electric facilities.

Policy Incentives for Renewable Energy Projects

U.S. federal, state and local governments have established various incentives to support the development of renewable energy projects. These incentives include accelerated tax depreciation, PTCs, ITCs, cash grants, tax abatements and RPS programs. Pursuant to the U.S. federal Modified Accelerated Cost Recovery System, wind and solar generation facilities are depreciated for tax purposes over a five-year period even though the useful life of such facilities is generally much longer than five years.

Owners of wind and solar facilities are eligible to claim an income tax credit (the PTC, or an ITC in lieu of the PTC) upon initially achieving commercial operation. This incentive was created under the Energy Policy Act of 1992 and has been extended several times for wind (the previous PTC for solar expired in 2006). The IRA expanded the PTC to include solar generation facilities and extended the 100% PTC and the 30% ITC to wind and solar generation facilities that start construction before the later of 2034 or the end of the calendar year following the year in which greenhouse gas emissions from U.S. electric generation are reduced by 75% from 2022 levels (phaseout). Accordingly, owners of wind and solar generation facilities placed in service in 2022 or later are eligible to claim a PTC (or an ITC in lieu of the PTC) upon initially achieving commercial operation. The PTC is determined based on the amount of electricity produced by the facility during the first ten years of commercial operation. Alternatively, an ITC equal to 30% of the cost of the facility may be claimed in lieu of the PTC. A facility must also meet certain labor requirements to qualify for the 100% PTC or 30% ITC rate or construction must have started on the facility before January 29, 2023. In addition, the PTC is increased by 10% and the ITC rate is increased by 10 percentage points for facilities that satisfy certain tax credit enhancement requirements. Retrofitted wind and solar generation facilities may qualify for a PTC or an ITC if the cost basis of the new investment is at least 80% of the retrofitted facility's total fair value.

In addition, the IRA expanded the 30% ITC to include storage projects placed in service after 2022 (previously, such projects qualified only if they were connected to and charged by a renewable generation facility that claimed the ITC) as well as certain property with respect to renewable natural gas facilities that are placed in service after 2022 and begin construction before 2025. The 30% ITC to storage projects is subject to the phaseout. The IRA created a PTC of \$3/kilogram of green (low emission) hydrogen produced at a facility after 2022 and during the first ten years of commercial operation (or a 30% ITC in lieu of the PTC), provided that construction of the facility begins before 2033. These credits are also subject to certain other requirements. In addition, storage projects and hydrogen facilities claiming an ITC are eligible for a 10 percentage point increase in the ITC rate if the facilities satisfy certain tax credit enhancement requirements. A wind or solar project that provides electricity to a green hydrogen facility may qualify for the PTC or ITC and the hydrogen facility may separately qualify for its own PTC or ITC.

For taxable years beginning after 2022, renewable energy tax credits generated during the year can be transferred to an unrelated purchaser for cash, providing an additional path, along with sales of differential membership interests, for developers to monetize the value of renewable energy tax credits.

Other countries, including Canada, provide for incentives like feed-in-tariffs for renewable energy projects. The feed-in-tariffs promote renewable energy investments by offering long-term contracts to renewable energy producers, typically based on the cost of generation of each technology.

Other Operations

Gas Infrastructure Business – At December 31, 2023, NextEra Energy Resources had ownership interests in natural gas pipelines, the most significant of which are discussed below, and in oil and gas shale formations located primarily in the Midwest and South regions of the U.S.

	Miles of Pipeline	Pipeline Location/Route	Ownership	Total Net Capacity (per day)	Actual/Expected In-Service Dates
Operational:					
Sabal Trail ^(a)	517	Southwestern Alabama to Central Florida	42.5%	0.43 Bcf	June 2017 – May 2020
Florida Southeast Connection ^(a)	169	Central Florida to South Florida	100%	0.64 Bcf	June 2017
Under Construction:					
Mountain Valley Pipeline ^(b)	303	Northwestern West Virginia to Southern Virginia	32.8%	0.66 Bcf	First Half of 2024

(a) See Note 15 – Contracts for a discussion of transportation contracts with FPL.

(b) See Note 15 – Contracts for a discussion of a transportation contract with a NextEra Energy Resources subsidiary.

In December 2023, NEP completed the sale of its ownership interests in a portfolio of natural gas pipelines located in south Texas.

Rate-Regulated Transmission – At December 31, 2023, certain entities within the NEER segment had ownership interests in rate-regulated transmission and related facilities.

Jurisdiction	Miles	Substations	Kilovolt	Location	Regulator	Ownership	Dates
Operational:							
Southwest Power Pool (SPP)	466	18	69 – 115	Kansas and Oklahoma	FERC	100% ^(a)	1960 – 2021
ERCOT	354	11	345	Texas	PUCT	100%	2013
Independent Electricity System Operator (IESO)	280	–	230	Ontario, Canada	OEB	48%	2022
CAISO	223	9	200 ^(b) – 230	California and Nevada	FERC	100%	1960 – 2021
Other	90	5	161 – 345	Illinois, Indiana, Kentucky, New Hampshire and New York	FERC	100% ^(c)	1953 - 2022
Under Construction:							
CAISO	60	6	230	Nevada	FERC	100%	2027
PJM	135	1	500	Maryland, Pennsylvania, Virginia and West Virginia	FERC	100%	2028
SPP	274	–	345	Kansas, Missouri, New Mexico and Oklahoma	FERC	100%	2024 - 2026

(a) Includes a 26-mile transmission line and 5 substations, in which NEET owns a 65% interest.

(b) Direct current

(c) Includes a substation, in which NEET owns an 88.3% interest.

Customer Supply – NEER provides commodities-related products to customers, engages in energy-related commodity marketing and trading activities and includes the operations of a retail electricity provider. Through NextEra Energy Resources subsidiary PMI, NEER:

- manages risk associated with fluctuating commodity prices and optimizes the value of NEER's power generation and gas infrastructure production assets through the use of swaps, options, futures and forwards;
- sells output from NEER's plants that is not sold under long-term contracts and procures fuel for use by NEER's generation fleet;
- provides full energy and capacity requirements to customers; and
- markets and trades energy-related commodity products, including power and fuel, as well as marketing and trading services to customers.

MARKETS AND COMPETITION

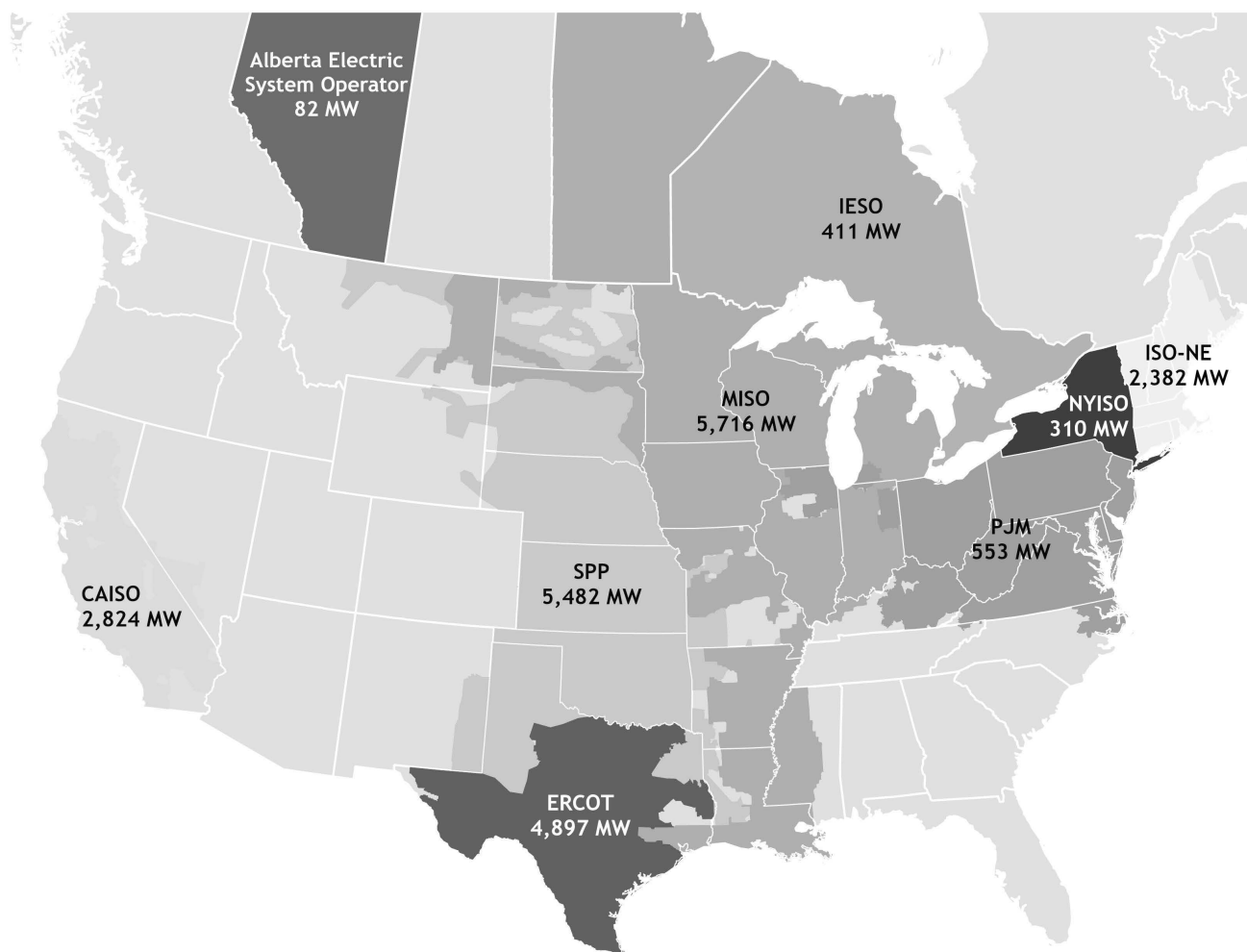
Electricity markets in the U.S. and Canada are regional and diverse in character. All are extensively regulated, and competition in these markets is shaped and constrained by regulation. The nature of the products offered varies based on the specifics of regulation in each region. Generally, in addition to the natural constraints on pricing freedom presented by competition, NEER may also face specific constraints in the form of price caps, or maximum allowed prices, for certain products. NEER's ability to sell the output of its generation facilities may also be constrained by available transmission capacity, which can vary from time to time and can have a significant impact on pricing.

The degree and nature of competition is different in wholesale markets than in retail markets. A majority of NEER's revenues are derived from sales of energy, capacity, credits and ancillary products under long-term PPAs to customers located in wholesale electricity markets. Wholesale power generation is a capital-intensive, commodity-driven business with numerous industry participants. NEER primarily competes on the basis of price, but believes the green attributes of NEER's generation assets, its track record of completing projects on schedule, its creditworthiness and its ability to offer and manage reliable customized risk solutions to wholesale customers are competitive advantages. Wholesale power generation is a regional business that is highly fragmented relative to many other commodity industries and diverse in terms of industry structure. As such, there is a wide variation in terms of the capabilities, resources, nature and identity of the companies NEER competes with depending on the market. In wholesale markets, customers' needs are met through a variety of means, including long-term bilateral contracts, standardized bilateral products such as full requirements service and customized supply and risk management services.

In general, U.S. and Canadian electricity markets encompass three classes of services: energy and related energy credits, capacity and ancillary services. Energy services relate to the physical delivery of power; capacity services relate to the availability of MW capacity of a power generation asset; and ancillary services are other services that relate to power generation assets, such as load regulation and spinning and non-spinning reserves. The exact nature of these classes of services is defined in part by regional tariffs. Not all regions have a capacity services class, and the specific definitions of ancillary services vary from region to region.

RTOs and ISOs exist throughout much of North America to coordinate generation and transmission across wide geographic areas and to run markets. NEER operates in all RTO and ISO jurisdictions. At December 31, 2023, NEER also had generation facilities with a total net generating capacity of approximately 7,944 MW that fall within reliability regions that are not under the jurisdiction of an established RTO or ISO, including 5,743 MW within the Western Electricity Coordinating Council and 2,119 MW within the SERC Reliability Corporation. Although each RTO and ISO may have differing objectives and structures, some benefits of these entities include regional planning, managing transmission congestion, developing larger wholesale markets for energy and capacity, maintaining reliability and facilitating competition among wholesale electricity providers.

NEER has operations that fall within the following RTOs and ISOs:



NEER competes in different regions to differing degrees, but in general it seeks to enter into long-term bilateral contracts for the full output of its generation facilities. At December 31, 2023, approximately 94% of NEER's net generating capacity was committed under long-term contracts. Where long-term contracts are not in effect, NEER sells the output of its facilities into daily spot markets. In such cases, NEER will frequently enter into shorter term bilateral contracts, typically of less than three years duration, to hedge the price risk associated with selling into a daily spot market. Such bilateral contracts, which may be hedges either for physical delivery or for financial (pricing) offset, serve to protect a portion of the revenue that NEER expects to derive from the associated generation facility. Contracts that serve the economic purpose of hedging some portion of the expected revenue of a generation facility but are not recorded as hedges under GAAP are referred to as "non-qualifying hedges" for adjusted earnings purposes. See Management's Discussion – Overview – Adjusted Earnings.

Certain facilities within the NEER wind and solar generation portfolio produce RECs and other environmental attributes which are typically sold along with the energy from the plants under long-term contracts, or may be sold separately from wind and solar generation not sold under long-term contracts. The purchasing party is solely entitled to the reporting rights and ownership of the environmental attributes.

While the majority of NEER's revenue is derived from the output of its generation facilities, NEER is also an active competitor in several regions in the wholesale full requirements business and in providing structured and customized power and fuel products and services to a variety of customers. In the full requirements service, typically, the supplier agrees to meet the customer's needs for a full range of products for every hour of the day, at a fixed price, for a predetermined period of time, thereby assuming the risk of fluctuations in the customer's volume requirements.

Expanded competition in a frequently changing regulatory environment presents both opportunities and risks for NEER. Opportunities exist for the selective acquisition of generation assets and for the construction and operation of efficient facilities that can sell power in competitive markets. NEER seeks to reduce its market risk by having a diversified portfolio by fuel type and location, as well as by contracting for the future sale of a significant amount of the electricity output of its facilities.

NEER REGULATION

The energy markets in which NEER operates are subject to domestic and foreign regulation, as the case may be, including local, state and federal regulation, and other specific rules.

At December 31, 2023, essentially all of NEER's generation facilities located in the U.S. have received exempt wholesale generator status as defined under the Public Utility Holding Company Act of 2005. Exempt wholesale generators own or operate a facility exclusively to sell electricity to wholesale customers. They are barred from selling electricity directly to retail customers. While projects with exempt wholesale generator status are exempt from various restrictions, each project must still comply with other federal, state and local laws, including, but not limited to, those regarding siting, construction, operation, licensing, pollution abatement and other environmental laws.

Additionally, most of the NEER facilities located in the U.S. are subject to FERC regulations and market rules and the NERC's mandatory reliability standards, all of its facilities are subject to environmental laws and the EPA's environmental regulations, and its nuclear facilities are also subject to the jurisdiction of the NRC. See FPL – FPL Regulation for additional discussion of FERC, NERC, NRC and EPA regulations. Rates of NEER's rate-regulated transmission businesses are set by regulatory bodies as noted in Clean Energy and Other Operations – Other Operations – Rate-Regulated Transmission. With the exception of facilities located in ERCOT, the FERC has jurisdiction over various aspects of NEER's business in the U.S., including the oversight and investigation of competitive wholesale energy markets, regulation of the transmission and sale of natural gas, and oversight of environmental matters related to natural gas projects and major electricity policy initiatives. The PUCT has jurisdiction, including the regulation of rates and services, oversight of competitive markets, and enforcement of statutes and rules, over NEER facilities located in ERCOT.

Certain entities within the NEER segment and their affiliates are also subject to federal and provincial or regional regulations in Canada related to energy operations, energy markets and environmental standards. In Canada, activities related to owning and operating wind and solar projects and participating in wholesale and retail energy markets are regulated at the provincial level. In Ontario, for example, electric generation facilities must be licensed by the OEB and may also be required to complete registrations and maintain market participant status with the IESO, in which case they must agree to be bound by and comply with the provisions of the market rules for the Ontario electricity market as well as the mandatory reliability standards of the NERC.

In addition, NEER is subject to environmental laws and regulations as described in the NEE Environmental Matters section below. In order to better anticipate potential regulatory changes, NEER continues to actively evaluate and participate in regional market redesigns of existing operating rules for the integration of renewable energy resources and for the purchase and sale of energy commodities.

NEER HUMAN CAPITAL

NEER had approximately 7,300 employees at December 31, 2023. NEER has collective bargaining agreements with the IBEW, the Utility Workers Union of America and the Security Police and Fire Professionals of America, which collectively represent approximately 6% of NEER's employees. The collective bargaining agreements have approximately two- to four-year terms and expire between June 2024 and December 2025.

NEE ENVIRONMENTAL MATTERS

NEE and its subsidiaries, including FPL, are subject to environmental laws and regulations, including extensive federal, state and local environmental statutes, rules and regulations relating to, among others, air quality, water quality and usage, waste management, wildlife protection and historical resources, for the siting, construction and ongoing operations of their facilities. The U.S. government and certain states and regions, as well as the Government of Canada and its provinces, have taken and continue to take certain actions, such as proposing and finalizing regulations or setting targets or goals, regarding the regulation and reduction of greenhouse gas emissions and the increase of renewable energy generation. On May 23, 2023, the EPA published a proposed rule that would restrict carbon emissions for both new and existing fossil power plants that meet specific criteria. FPL expects any costs to comply with the final rule, if enacted, to qualify for recovery under the environmental clause, subject to FPSC approval. The environmental laws in the U.S., including, among others, the Endangered Species Act (ESA), the Migratory Bird Treaty Act, and the Bald and Golden Eagle Protection Act (BGEPA), provide for the protection of numerous species, including endangered species and/or their habitats, migratory birds, bats and eagles. In 2023, the U.S. Fish and Wildlife Service listed the northern long-eared bat as endangered, with two more species expected to be listed in 2024 and 2025. The environmental laws in Canada, including, among others, the Species at Risk Act, provide for the recovery of wildlife species that are endangered or threatened and the management of species of special concern. Complying with these environmental laws and regulations could result in, among other things, changes in the design and operation of, and additional costs associated with, existing facilities and changes or delays in the location, design, construction and operation of new facilities. Failure to comply could result in fines, penalties, criminal sanctions or injunctions. NEE's rate-regulated subsidiaries expect to seek recovery for compliance costs associated with any new environmental laws and regulations, which recovery for FPL would be through the environmental clause.

WEBSITE ACCESS TO SEC FILINGS

NEE and FPL make their SEC filings, including the annual report on Form 10-K, quarterly reports on Form 10-Q, current reports on Form 8-K, and any amendments to those reports, available free of charge on NEE's internet website, www.nexteraenergy.com, as soon as reasonably practicable after those documents are electronically filed with or furnished to the SEC. The information and materials available on NEE's website (or any of its subsidiaries' or affiliates' websites) are not incorporated by reference into this combined Form 10-K.

INFORMATION ABOUT OUR EXECUTIVE OFFICERS^(a)

Name	Age	Position	Effective Date
Robert Coffey	60	Executive Vice President, Nuclear Division and Chief Nuclear Officer of NEE Vice President and Chief Nuclear Officer of FPL	June 14, 2021 June 15, 2021
Terrell Kirk Crews II	45	Executive Vice President, Finance and Chief Financial Officer of NEE Executive Vice President, Finance and Chief Financial Officer of FPL	March 1, 2022
Nicole Daggs	49	Executive Vice President, Human Resources and Corporate Services of NEE Executive Vice President, Human Resources and Corporate Services of FPL	January 1, 2024
Michael H. Dunne	48	Treasurer of NEE Treasurer of FPL Assistant Secretary of NEE	January 1, 2023
John W. Ketchum	53	Chairman, President and Chief Executive Officer of NEE Chairman of FPL	July 29, 2022 February 15, 2023
Rebecca J. Kujawa	48	President and Chief Executive Officer of NextEra Energy Resources	March 1, 2022
Mark Lemasney	48	Executive Vice President, Power Generation Division of NEE Executive Vice President, Power Generation Division of FPL	January 1, 2023
James M. May	47	Vice President, Controller and Chief Accounting Officer of NEE	March 1, 2019
Armando Pimentel, Jr.	61	President and Chief Executive Officer of FPL	February 15, 2023
Ronald R. Reagan	55	Executive Vice President, Engineering, Construction and Integrated Supply Chain of NEE Vice President, Engineering and Construction of FPL	January 1, 2020 March 1, 2019
Charles E. Sieving	51	Executive Vice President, Chief Legal, Environmental and Federal Regulatory Affairs Officer of NEE Executive Vice President of FPL	May 18, 2023 January 1, 2009

(a) Information is as of February 16, 2024. Executive officers are elected annually by, and serve at the pleasure of, their respective boards of directors. Except as noted below, each officer has held his/her present position for five years or more and his/her employment history is continuous. Mr. Coffey served as Vice President, Nuclear for FPL from May 2019 to June 2021 and was Regional Vice President for FPL's southern fleet from January 2018 to May 2019. Mr. Crews served as Vice President, Business Management of NextEra Energy Resources from March 2019 to February 2022 and was Vice President, Controller and Chief Accounting Officer of NEE from September 2016 until March 2019. Mrs. Daggs served as Vice President, Human Resources for FPL from April 2018 to December 2023. Mr. Dunne served as Vice President Finance of NEE from April 2022 to December 2022. He was previously Managing Director, Global Energy & Power Investment Banking for Bank of America from January 2012 to March 2022. Mr. Ketchum served as President and Chief Executive Officer of NEE from March 2022 to July 2022. He previously served as President and Chief Executive Officer of NextEra Energy Resources from March 2019 to February 2022 and Executive Vice President, Finance and Chief Financial Officer of NEE and FPL from March 2016 to February 2019. Mrs. Kujawa served as Executive Vice President, Finance and Chief Financial Officer of NEE and FPL from February 2019 to February 2022 and Vice President, Business Management of NextEra Energy Resources from March 2012 to February 2019. Mr. Lemasney served as Vice President of Power Generation Division Engineering and Operations Support Services of NEE from November 2018 to December 2022. Mr. May served as Controller of NextEra Energy Resources from April 2015 to February 2019. Mr. Pimentel serves as a member of the Board of Directors of Ameriprise Financial, Inc. since September 2022 and previously served as President and Chief Executive Officer of NextEra Energy Resources from October 2011 to March 2019. Mr. Reagan served as Vice President, Engineering and Construction of NEE from November 2018 to December 2019. Mr. Sieving previously served as Executive Vice President & General Counsel of NEE from December 2008 to May 2023.

Item 1A. Risk Factors

Risks Relating to NEE's and FPL's Business

The business, financial condition, results of operations and prospects of NEE and FPL are subject to a variety of risks, many of which are beyond the control of NEE and FPL. These risks, whether or not expressly stated with respect to any particular risk factor, as well as additional risks and uncertainties either not presently known or that are currently believed to not be material to the business, may materially adversely affect the business, financial condition, results of operations and prospects of NEE and FPL and may cause actual results of NEE and FPL to differ substantially from those that NEE or FPL currently expects or seeks. In that event, the market price for the securities of NEE or FPL could decline. Accordingly, the risks described below should be carefully considered together with the other information set forth in this report and in future reports that NEE and FPL file with the SEC.

Regulatory, Legislative and Legal Risks

NEE's and FPL's business, financial condition, results of operations and prospects may be materially adversely affected by the extensive regulation of their business.

The operations of NEE and FPL are subject to complex and comprehensive federal, state and other regulation. This extensive regulatory framework, portions of which are more specifically identified in the following risk factors, regulates, among other things and to varying degrees, NEE's and FPL's industry, businesses, operations, and rates and cost structures, including: permitting, planning, construction and operation of electric generation, storage, transmission and distribution facilities and natural gas, oil and other fuel production, transportation, processing and storage facilities; acquisitions, disposals, depreciation and amortization of facilities and other assets; decommissioning costs and funding; service reliability; wholesale and retail competition; and commodities trading and derivatives transactions. In their business planning and in the management of their operations, NEE and FPL must address the effects of regulation on their business and any inability or failure to do so adequately could have a material adverse effect on their business, financial condition, results of operations and prospects.

NEE's and FPL's business, financial condition, results of operations and prospects could be materially adversely affected if they are unable to recover in a timely manner any significant amount of costs, a return on certain assets or a reasonable return on invested capital through base rates, cost recovery clauses, other regulatory mechanisms or otherwise.

FPL operates as an electric utility and is subject to the jurisdiction of the FPSC over a wide range of business activities, including, among other items, the retail rates charged to its customers through base rates and cost recovery clauses, the terms and conditions of its services, procurement of electricity for its customers and fuel for its plant operations, issuances of securities, and aspects of the siting, planning, construction and operation of its generation plants and transmission and distribution systems for the sale of electric energy. The FPSC has the authority to disallow recovery by FPL of costs that it considers excessive or imprudently incurred, including those incurred to transition to lower carbon emission technology, and to determine the level of return that FPL is permitted to earn on invested capital. The regulatory process, which may be adversely affected by the geopolitical, political, regulatory, operational and economic environment in Florida and elsewhere, limits or could otherwise adversely impact FPL's earnings. The regulatory process also does not provide any assurance as to achievement of authorized or other earnings levels, or that FPL will be permitted to earn an acceptable return on capital investments it wishes to make. NEE's and FPL's business, financial condition, results of operations and prospects could be materially adversely affected if any material amount of costs, a return on certain assets or a reasonable return on invested capital cannot be recovered through base rates, cost recovery clauses, other regulatory mechanisms or otherwise. Certain other subsidiaries of NEE are utilities subject to the jurisdiction of their regulators and are subject to similar risks.

Regulatory decisions that are important to NEE and FPL may be materially adversely affected by political, regulatory, operational and economic factors.

The local and national political, regulatory and economic environment has had, and may in the future have, an adverse effect on regulatory decisions with negative consequences for NEE and FPL. These decisions, which may come from any level of government, may require, for example, FPL or NEER to cancel or delay planned development activities, to reduce or delay other planned capital expenditures or to pay for investments or otherwise incur costs that it may not be able to recover through rates or otherwise, each of which could have a material adverse effect on the business, financial condition, results of operations and prospects of NEE and FPL.

Any reductions or modifications to, or the elimination of, governmental incentives or policies that support utility scale renewable energy, including, but not limited to, tax laws, policies and incentives, RPS and feed-in-tariffs, or the imposition of additional taxes, tariffs, duties or other assessments on renewable energy or the equipment necessary to generate or deliver it, could result in, among other items, the lack of a satisfactory market for the development and/or financing of new renewable energy projects, NEE and FPL abandoning the development of renewable energy projects, a loss of investments in renewable energy projects and reduced project returns, any of which could have a material adverse effect on NEE and FPL's business, financial condition, results of operations and prospects.

NEE depends heavily on government policies that support utility scale renewable energy and enhance the economic feasibility of developing and operating wind and solar energy projects in regions in which NEER and FPL operate or plan to develop and operate renewable energy facilities. The federal government, a majority of state governments in the U.S. and portions of Canada provide incentives, such as tax incentives, RPS or feed-in-tariffs, that support or are designed to support the sale of energy from utility scale renewable energy facilities, such as wind and solar energy facilities. The development of renewable energy facilities at acceptable prices has not historically been burdened by actions taken by the U.S. government. However, as a result of budgetary constraints, geopolitical factors, political factors or otherwise, governments from time to time may review their laws and policies that support, or do not overly burden, the development and operation of renewable energy facilities and, instead, consider actions that would make the laws and policies less conducive to the development and operation of renewable energy facilities. Any reductions or modifications to, or the elimination of, governmental incentives or policies that support renewable energy, such as the IRA, or the imposition of additional taxes, tariffs, duties or other assessments on renewable energy or the equipment necessary to generate or deliver it, such as policies in place that limit certain imports from China and other Southeast Asian countries, could result in, among other items, the lack of a satisfactory market for the development and/or financing of new renewable energy projects, NEE and FPL abandoning the development of renewable energy projects, a loss of investments in the projects and reduced project returns, any of which could have a material adverse effect on NEE and FPL's business, financial condition, results of operations and prospects.

NEE's and FPL's business, financial condition, results of operations and prospects could be materially adversely affected as a result of new or revised laws or regulations or interpretations of these laws and regulations.

NEE's and FPL's business is influenced by various legislative and regulatory initiatives, including, but not limited to, new or revised laws, including international trade laws, regulations and interpretations, constitutional ballot and regulatory initiatives regarding deregulation or restructuring of the energy industry, regulation of the commodities trading and derivatives markets, and regulation of environmental matters, such as regulation of air emissions, regulation of water consumption and water discharges, and regulation of gas and oil infrastructure operations, as well as associated environmental permitting. Changes in the nature of the regulation of NEE's and FPL's business could have a material adverse effect on NEE's and FPL's business, financial condition, results of operations and prospects. NEE and FPL are unable to predict future legislative or regulatory changes, including through constitutional ballot initiatives or changed legal or regulatory interpretations, although any such changes may increase costs and competitive pressures on NEE and FPL, which could have a material adverse effect on NEE's and FPL's business, financial condition, results of operations and prospects.

FPL has limited, but growing, competition in the Florida market for retail electricity customers and is not subject to a RPS. Any changes in Florida law or regulation, whether through new or modified legislation or regulation or through citizen-approved state constitutional ballot initiatives, which increase competition in the Florida retail electricity market, such as government incentives that would further facilitate the installation of solar generation facilities on residential or other rooftops, would permit third-party sales of electricity or would mandate the transition to renewable energy at FPL, could have a material adverse effect on FPL's business, financial condition, results of operations and prospects. There can be no assurance that FPL would be able to respond adequately to such regulatory changes, which could have a material adverse effect on FPL's business, financial condition, results of operations and prospects.

NEER is subject to FERC rules related to transmission that are designed to facilitate competition in the wholesale market on practically a nationwide basis. NEE cannot predict the impact of changing FERC rules or policies of the RTOs and ISOs, such as rules governing generator interconnection procedures and transmission planning requirements and cost allocation methodologies, or the effect of changes in levels of wholesale supply and demand, which are typically driven by factors beyond NEE's control. There can be no assurance that NEER will be able to respond adequately or sufficiently quickly to such rules and developments, which may impact the ability, timeline and cost of interconnecting new or repowered energy projects to the transmission system and the availability of transmission system capacity to deliver energy products to market, or to any changes that reverse or restrict the competitive restructuring of the energy industry in those jurisdictions in which such restructuring has occurred. Any of these events could have a material adverse effect on NEE's business, financial condition, results of operations and prospects.

NEE and FPL are subject to numerous environmental laws, regulations and other standards that may result in capital expenditures, increased operating costs and various liabilities, and may require NEE and FPL to limit or eliminate certain operations.

NEE and FPL are subject to domestic environmental laws, regulations and other standards, including, but not limited to, extensive federal, state and local environmental statutes, rules and regulations relating to air quality, water quality and usage, soil quality, climate change, emissions of greenhouse gases, waste management, hazardous wastes, marine, avian, bat and other wildlife mortality and habitat protection, historical artifact preservation, natural resources, health (including, but not limited to, electric and magnetic fields from power lines and substations), safety and RPS, that could, among other things, prevent or delay the development of power generation, power or natural gas transmission, or other infrastructure projects, restrict or enjoin the output of some existing facilities, limit the availability and use of some fuels required for the production of electricity, require additional pollution control equipment, and otherwise increase costs, increase capital expenditures and limit or eliminate certain

operations. Certain subsidiaries of NEE are also subject to foreign environmental laws, regulations and other standards and, as such, are subject to similar risks.

There are significant capital, operating and other costs associated with compliance with these environmental statutes, rules and regulations, and those costs could be even more significant in the future as a result of new requirements, stricter or more expansive application of existing environmental laws and regulations, and the addition of species, such as additional bat species, to the endangered species list.

Violations of current or future laws, rules, regulations or other standards could expose NEE and FPL to regulatory and legal proceedings, disputes with, and legal challenges by, governmental entities and third parties, and potentially significant civil fines, criminal penalties and other sanctions, such as restrictions on how NextEra Energy Resources develops, sites and operates wind facilities. These violations could result in, without limitation, litigation regarding property damage, personal injury, common law nuisance and enforcement by citizens or governmental authorities of environmental requirements. For example, one of NextEra Energy Resources' subsidiaries is currently on probation as a result of accidental collisions of eagles into wind turbines at a number of NextEra Energy Resources' wind facilities. If NextEra Energy Resources' subsidiary violates the terms of the probation, or fails to obtain eagle "take" permits under the BGEPA or incidental take permits under the ESA for certain of its wind facilities and additional eagles or listed species, like cave bats, perish in collisions with facility turbines, NextEra Energy Resources or its subsidiaries could face criminal prosecution under these laws.

NEE's and FPL's business could be negatively affected by federal or state laws or regulations mandating new or additional limits on the production of greenhouse gas emissions.

Federal or state laws or regulations may be adopted that would impose new or additional limits on the emissions of greenhouse gases, including, but not limited to, carbon dioxide and methane, from electric generation units using fuels, such as natural gas. The potential effects of greenhouse gas emission limits on NEE's and FPL's electric generation units are subject to significant uncertainties based on, among other things, the timing of the implementation of any new requirements, the required levels of emission reductions, the nature of any market-based or tax-based mechanisms adopted to facilitate reductions, the relative availability of greenhouse gas emission reduction offsets, the development of cost-effective, commercial-scale carbon capture and storage technology and supporting regulations and liability mitigation measures, and the range of available compliance alternatives.

While NEE's and FPL's electric generation portfolio emits greenhouse gases at a lower rate of emissions than most of the U.S. electric generation sector, the results of operations of NEE and FPL could be materially adversely affected to the extent that new federal or state laws or regulations impose any new greenhouse gas emission limits. Any future limits on greenhouse gas emissions could:

- create substantial additional costs in the form of taxes or emissions allowances;
- make some of NEE's and FPL's electric generation units uneconomical to operate in the long term;
- require significant capital investment in carbon capture and storage technology, fuel switching, or the replacement of high-emitting generation facilities with lower-emitting generation facilities; or
- affect the availability or cost of fuel, such as natural gas.

There can be no assurance that NEE or FPL would be able to completely recover any such costs or investments, which could have a material adverse effect on their business, financial condition, results of operations and prospects.

Extensive federal regulation of the operations and businesses of NEE and FPL exposes NEE and FPL to significant and increasing compliance costs and may also expose them to substantial monetary penalties and other sanctions for compliance failures.

NEE's and FPL's operations and businesses are subject to extensive federal regulation, which generally imposes significant and increasing compliance costs on their operations and businesses. Additionally, any actual or alleged compliance failures could result in significant costs and other potentially adverse effects of regulatory investigations, proceedings, settlements, decisions and claims, including, among other items, potentially significant monetary penalties. As an example, under the Energy Policy Act of 2005, NEE and FPL, as owners and operators of bulk-power transmission systems and/or electric generation facilities, are subject to mandatory reliability standards. Compliance with these mandatory reliability standards may subject NEE and FPL to higher operating costs and may result in increased capital expenditures. If FPL or NEE is found not to be in compliance with these standards, they may incur substantial monetary penalties and other sanctions. Both the costs of regulatory compliance and the costs that may be imposed as a result of any actual or alleged compliance failures could have a material adverse effect on NEE's and FPL's business, financial condition, results of operations and prospects.

Changes in tax laws, guidance or policies, including but not limited to changes in corporate income tax rates, as well as judgments and estimates used in the determination of tax-related asset and liability amounts, could materially adversely affect NEE's and FPL's business, financial condition, results of operations and prospects.

NEE's and FPL's provision for income taxes and reporting of tax-related assets and liabilities require significant judgments and the use of estimates. Amounts of tax-related assets and liabilities involve judgments and estimates of the timing and probability of recognition of income, deductions and tax credits, including, but not limited to, estimates for potential adverse outcomes regarding tax positions that have been taken and the ability to utilize tax benefit carryforwards, such as net operating loss and tax credit carryforwards. Actual income taxes could vary significantly from estimated amounts due to the future impacts of, among other things, changes in tax laws, guidance or policies, including changes in corporate income tax rates, the issuance of guidance related to the qualification for renewable energy tax credits, the financial condition and results of operations of NEE and FPL, and the resolution of audit issues raised by taxing authorities. These factors, including the ultimate resolution of income tax matters, may result in material adjustments to tax-related assets and liabilities, which could materially adversely affect NEE's and FPL's business, financial condition, results of operations and prospects.

NEE's and FPL's business, financial condition, results of operations and prospects may be materially adversely affected due to adverse results of litigation.

NEE's and FPL's business, financial condition, results of operations and prospects may be materially affected by adverse results of litigation. Unfavorable resolution of legal or administrative proceedings in which NEE or FPL is involved or other future legal or administrative proceedings may have a material adverse effect on the business, financial condition, results of operations and prospects of NEE and FPL.

Allegations of violations of law by FPL or NEE have the potential to result in fines, penalties, or other sanctions or effects, as well as cause reputational damage for FPL and NEE, and could hamper FPL's and NEE's effectiveness in interacting with governmental authorities.

FPL's and NEE's business and reputation could be adversely affected by allegations that FPL or NEE has violated laws, by any investigations or proceedings that arise from such allegations, or by ultimate determinations of legal violations. For example, media articles have been published that allege, among other things, Florida state and federal campaign finance law violations by FPL. These articles are referenced in a complaint subsequently filed with the Federal Election Commission (FEC) that alleges certain violations of the Federal Election Campaign Act. FPL and NEE cannot guarantee that the FEC complaint process will not ultimately result in a finding that FPL or NEE violated federal campaign finance or other laws, that applicable federal or state governmental authorities may not investigate or take enforcement actions with respect to the allegations or assert that legal violations by FPL or NEE have occurred, or that violations may not ultimately be found by a court of competent jurisdiction or other authorities to have occurred.

In addition, notwithstanding the completion or pendency of any internal review or investigation by FPL or NEE of any allegations of legal violations, including of the allegations regarding campaign finance laws set forth in the media articles or FEC complaint, FPL and NEE cannot provide assurance that any of the foregoing will not result in the imposition of material fines, penalties, or otherwise result in other sanctions or effects on FPL or NEE, or will not have a material adverse impact on the reputation of NEE or FPL or on the effectiveness of their interactions with governmental regulators or other authorities.

Development and Operational Risks

NEE's and FPL's business, financial condition, results of operations and prospects could suffer if NEE and FPL do not proceed with projects under development or are unable to complete the construction of, or capital improvements to, electric generation, transmission and distribution facilities, gas infrastructure facilities or other facilities on schedule or within budget.

NEE's and FPL's ability to proceed with projects under development and to complete construction of, and capital improvement projects for, their electric generation, transmission and distribution facilities, gas infrastructure facilities and other facilities on schedule and within budget have been, in limited instances, and in the future may be, adversely affected by escalating costs for materials and labor and regulatory compliance, inability to obtain or renew necessary licenses, rights-of-way, permits or other approvals on acceptable terms or on schedule, disputes involving contractors, labor organizations, land owners, governmental entities, environmental groups, Native American and aboriginal groups, lessors, joint venture partners, suppliers and other third parties, negative publicity, transmission interconnection issues, geopolitical factors, supply chain disruptions, inflation, rising interest rates and other factors. For example, the ability of NEE and FPL to develop solar generation facilities is dependent on the international supply chain for solar panels and associated equipment, and governmental or regulatory actions have caused minor, and could in the future cause material, disruptions in the ability of NEE and FPL to acquire solar panels on time and at acceptable costs. If any development project or construction or capital improvement project is not completed, is delayed or is subject to cost overruns, certain associated costs may not be approved for recovery or otherwise be recoverable through regulatory mechanisms that may be available, and NEE and FPL could become obligated to make delay or termination payments or become obligated for other damages under contracts, could experience the loss of tax credits or tax incentives, or delayed or diminished returns, and could be required to write off all or a portion of their investment in the project. Any of these events could have a material adverse effect on NEE's and FPL's business, financial condition, results of operations and prospects.

NEE and FPL face risks related to project siting, financing, construction, permitting, governmental approvals and the negotiation of project development agreements that may impede their development and operating activities.

NEE and FPL own, develop, construct, manage and operate electric generation and transmission facilities and natural gas transmission facilities. A key component of NEE's and FPL's growth is their ability to construct and operate generation and transmission facilities to meet customer needs. As part of these operations, NEE and FPL must periodically apply for licenses and permits from various local, state, federal and other regulatory authorities and abide by their respective conditions. Should NEE or FPL be unsuccessful in obtaining necessary licenses or permits on acceptable terms or resolving third-party challenges to such licenses or permits, should there be a delay in obtaining or renewing necessary licenses or permits or should regulatory authorities initiate any associated investigations or enforcement actions or impose related penalties or disallowances on NEE or FPL, NEE's and FPL's business, financial condition, results of operations and prospects could be materially adversely affected. Any failure to negotiate successful project development agreements for new facilities with third parties could have similar results.

The operation and maintenance of NEE's and FPL's electric generation, transmission and distribution facilities, gas infrastructure facilities and other facilities are subject to many operational risks, the consequences of which could have a material adverse effect on NEE's and FPL's business, financial condition, results of operations and prospects.

NEE's and FPL's electric generation, transmission and distribution facilities, gas infrastructure facilities and other facilities are subject to many operational risks. Operational risks could result in, among other things, lost revenues due to prolonged outages, increased expenses due to monetary penalties or fines for compliance failures or legal claims, liability to third parties for property and personal injury damage or loss of life, a failure to perform under applicable power sales agreements or other agreements and associated loss of revenues from terminated agreements or liability for liquidated damages under continuing agreements, and replacement equipment costs or an obligation to purchase or generate replacement power at higher prices.

Uncertainties and risks inherent in operating and maintaining NEE's and FPL's facilities include, but are not limited to:

- risks associated with facility start-up operations, such as whether the facility will achieve projected operating performance on schedule and otherwise as planned;
- failures in the availability, acquisition or transportation of fuel or other necessary supplies;
- the impact of unusual or adverse weather conditions and natural disasters, including, but not limited to, hurricanes, tornadoes, extreme temperatures, icing events, wildfires, floods, severe convective storms, earthquakes and droughts;
- performance below expected or contracted levels of output or efficiency;
- breakdown or failure, including, but not limited to, explosions, fires, leaks or other major events, of equipment, transmission or distribution systems or pipelines;
- availability of replacement equipment;
- risks of property damage, human injury or loss of life from energized equipment, hazardous substances or explosions, fires, leaks or other events, especially where facilities are located near populated areas;
- potential environmental impacts of gas infrastructure operations;
- risks associated with potential harm to wildlife;
- availability of adequate water resources and ability to satisfy water intake and discharge requirements;
- inability to identify, manage properly or mitigate equipment defects in NEE's and FPL's facilities;
- use of new or unproven technology;
- risks associated with dependence on a specific type of fuel or fuel source, such as commodity price risk, availability of adequate fuel supply and transportation, and lack of available alternative fuel sources;
- increased competition due to, among other factors, new facilities, excess supply, shifting demand and regulatory changes (such as the passage of the IRA); and
- insufficient insurance, warranties or performance guarantees to cover any or all lost revenues or increased expenses from the foregoing.

NEE's and FPL's business, financial condition, results of operations and prospects may be negatively affected by a lack of growth, slower growth or a decline in the number of customers or in customer usage.

Growth in customer accounts and growth of customer usage each directly influence the demand for electricity and the need for additional power generation and power delivery facilities, as well as the need for energy-related commodities, such as natural gas. Customer growth and customer usage are affected by a number of factors outside the control of NEE and FPL, such as mandated energy efficiency measures, demand side management requirements, installation of distributed generation technologies and economic and demographic conditions, such as population changes, job and income growth, housing starts, new business formation, inflation and the overall level of economic activity. A lack of growth, or a decline, in the number of customers or in customer demand for electricity or natural gas and other fuels may cause NEE and FPL to fail to fully realize the anticipated benefits from significant investments and expenditures and could have a material adverse effect on NEE's and FPL's growth, business, financial condition, results of operations and prospects.

NEE's and FPL's business, financial condition, results of operations and prospects can be materially adversely affected by weather conditions and related impacts, including, but not limited to, the impact of severe weather.

Weather conditions directly influence the demand for electricity and natural gas and other fuels and affect the price of energy and energy-related commodities. In addition, severe weather and natural disasters, such as hurricanes, floods, tornadoes, droughts, extreme temperatures, icing events, wildfires, severe convective storms and earthquakes, can be destructive and cause power outages, personal injury and property damage, reduce revenue, affect the availability of fuel and water, and require NEE and FPL to incur additional costs, for example, to restore service and repair damaged facilities, to obtain replacement power, to access available financing sources, to obtain insurance, to pay for any associated injuries and damages and to fund any associated legal matters and compliance penalties. Furthermore, NEE's and FPL's physical plants could be placed at greater risk of damage should changes in the global climate produce unusual variations in temperature and weather patterns, resulting in more intense, frequent and extreme weather events, abnormal levels of precipitation and, particularly relevant to FPL, a change in sea level. FPL operates in the east and lower west coasts of Florida and in northwest Florida, areas that historically have been prone to severe weather events, such as hurricanes. A disruption or failure of electric generation, transmission or distribution systems or natural gas production, transmission, storage or distribution systems in the event of a hurricane, tornado or other severe weather event, or otherwise, could prevent NEE and FPL from operating their business in the normal course and could result in any of the adverse consequences described above. Additionally, the actions taken to address the potential for severe weather such as additional winterizing of critical equipment and infrastructure, modifying or alternating plant operations and expanding load shedding options could result in significant increases in costs. Any of the foregoing could have a material adverse effect on NEE's and FPL's business, financial condition, results of operations and prospects.

At FPL and other businesses of NEE where cost recovery is available, recovery of costs to restore service, to repair damaged facilities or for other actions to address severe weather is or may be subject to regulatory approval, and any determination by the regulator not to permit timely and full recovery of the costs incurred could have a material adverse effect on NEE's and FPL's business, financial condition, results of operations and prospects.

Changes in weather can also affect the production of electricity at power generation facilities, including, but not limited to, NEE's wind and solar facilities. For example, the level of wind resource affects the revenue produced by wind generation facilities. Because the levels of wind and solar resources are variable and difficult to predict, NEE's results of operations for individual wind and solar facilities specifically, and NEE's results of operations generally, may vary significantly from period to period, depending on the level of available resources. To the extent that resources are not available at planned levels, the financial results from these facilities may be less than expected.

Threats of terrorism and catastrophic events that could result from geopolitical factors, terrorism, cyberattacks, or individuals and/or groups attempting to disrupt NEE's and FPL's business, or the businesses of third parties, may materially adversely affect NEE's and FPL's business, financial condition, results of operations and prospects.

NEE and FPL are subject to the potentially adverse operating and financial effects of geopolitical factors, terrorist acts and threats, as well as cyberattacks and other disruptive activities of individuals or groups. There have been cyberattacks and other physical attacks within the energy industry on energy infrastructure such as substations, gas pipelines and related assets in the past and there may be such attacks in the future. In addition, the advancement of artificial intelligence has given rise to added vulnerabilities and potential entry points for cyberattacks. NEE's and FPL's generation, transmission, storage and distribution facilities, information technology systems and other infrastructure facilities and systems could be direct targets of, or otherwise be materially adversely affected by, such activities.

Geopolitical factors, terrorist acts, cyberattacks or other similar events affecting NEE's and FPL's systems and facilities, or those of third parties on which NEE and FPL rely, could harm NEE's and FPL's businesses by, for example, limiting their ability to generate, purchase, store or transmit power, natural gas or other energy-related commodities, limiting their ability to bill customers and collect and process payments, and delaying their development and construction of new generation, distribution, storage or transmission facilities or capital improvements to existing facilities. These events, and governmental actions in response, could result in a material decrease in revenues, significant additional costs (for example, to repair assets, implement additional security requirements or maintain or acquire insurance), significant fines and penalties, and reputational damage, could materially adversely affect NEE's and FPL's operations (for example, by contributing to disruption of supplies and markets for natural gas, oil and other fuels), and could impair NEE's and FPL's ability to raise capital (for example, by contributing to financial instability and lower economic activity). In addition, the implementation of security guidelines and measures has resulted in and is expected to continue to result in increased costs. Such events or actions may materially adversely affect NEE's and FPL's business, financial condition, results of operations and prospects.

The ability of NEE and FPL to obtain insurance and the terms of any available insurance coverage could be materially adversely affected by international, national, state or local events and company-specific events, as well as the financial condition of insurers. NEE's and FPL's insurance coverage does not provide protection against all significant losses.

Insurance coverage may not continue to be available or may not be available at rates or on terms similar to those presently available to NEE and FPL. The ability of NEE and FPL to obtain insurance and the terms of any available insurance coverage could be materially adversely affected by international, national, state or local events and company-specific events, including

impacts of actual or perceived climate-related events, as well as the financial condition of insurers. If NEE or FPL cannot or does not obtain insurance coverage, NEE or FPL may be required to pay costs associated with adverse future events.

NEE and FPL generally are not fully insured against all significant losses. For example, NEE, including FPL, does not have property insurance coverage for a substantial portion of its transmission and distribution property and natural gas pipeline assets. A loss for which NEE or FPL is not fully insured could have a material adverse effect on NEE's and FPL's business, financial condition, results of operations and prospects.

NEE invests in gas and oil producing and transmission assets through NEER's gas infrastructure business. The gas infrastructure business is exposed to fluctuating market prices of natural gas, natural gas liquids, oil and other energy commodities. A prolonged period of low gas and oil prices could impact NEER's gas infrastructure business and cause NEER to delay or cancel certain gas infrastructure projects and could result in certain projects becoming impaired, which could materially adversely affect NEE's business, financial condition, results of operations and prospects.

Natural gas and oil prices are affected by supply and demand, both globally and regionally. Factors that influence supply and demand include operational issues, natural disasters, weather, political instability, conflicts, new discoveries, technological advances, economic conditions and actions by major oil-producing countries. There can be significant volatility in market prices for gas and oil, and price fluctuations could have a material effect on the financial performance of gas and oil producing and transmission assets. For example, in a low gas and oil price environment, NEER would generate less revenue from its gas infrastructure investments in gas and oil producing properties, and as a result certain investments might become less profitable or incur losses. Prolonged periods of low oil and gas prices could also result in the delay or cancellation of oil and gas production and transmission projects, could cause projects to experience lower returns, and could result in certain projects becoming impaired, which could materially adversely affect NEE's business, financial condition, results of operations and prospects.

If supply costs necessary to provide NEER's full energy and capacity requirement services are not favorable, operating costs could increase and materially adversely affect NEE's business, financial condition, results of operations and prospects.

NEER provides full energy and capacity requirements services primarily to distribution utilities, which include load-following services and various ancillary services, to satisfy all or a portion of such utilities' power supply obligations to their customers. The supply costs for these transactions may be affected by a number of factors, including, but not limited to, events that may occur after such utilities have committed to supply power, such as weather conditions, transmission constraints, fluctuating prices for, and locational disconnects in, energy and ancillary services, and the ability of the distribution utilities' customers to elect to receive service from competing suppliers. NEER may not be able to recover all of its increased supply costs, which could have a material adverse effect on NEE's business, financial condition, results of operations and prospects.

Due to the potential for significant volatility in market prices for fuel, electricity and renewable and other energy commodities, NEER's inability or failure to manage properly or hedge effectively the commodity risks within its portfolios could materially adversely affect NEE's business, financial condition, results of operations and prospects.

There can be significant volatility in market prices for fuel, electricity and renewable and other energy commodities, both in general and across geographies. NEE's inability or failure to manage properly or hedge effectively its assets or positions against changes in commodity prices, volumes, interest rates, counterparty credit risk or other risk measures, based on factors that are either within, or wholly or partially outside of, NEE's control, may materially adversely affect NEE's business, financial condition, results of operations and prospects.

Reductions in the liquidity of energy markets may restrict the ability of NEE to manage its operational risks, which, in turn, could negatively affect NEE's business, financial condition, results of operations and prospects.

NEE is an active participant in energy markets. Liquidity in energy markets can be described as the degree to which a product, such as electricity, gas or transmission rights, can be quickly bought or sold without significantly affecting its price and without incurring significant transaction costs. It can be driven in part by the number of active market participants and is an important factor in NEE's ability to manage risks in its participation in these markets. Liquidity in the energy markets can be adversely affected by price volatility, restrictions on the availability of credit, inflation, rising interest rates and other factors, and any reduction in the liquidity of energy markets could have a material adverse effect on NEE's business, financial condition, results of operations and prospects.

NEE's and FPL's hedging and trading procedures and associated risk management tools may not protect against significant losses.

NEE and FPL have hedging and trading procedures and associated risk management tools, such as separate but complementary financial, credit, operational, compliance and legal reporting systems, internal controls, management review processes and other mechanisms. NEE and FPL are unable to assure that such procedures and tools will be effective against all potential risks, including, without limitation, employee misconduct or severe weather or operating conditions. If such procedures

and tools are not effective, this could have a material adverse effect on NEE's business, financial condition, results of operations and prospects.

If price movements significantly or persistently deviate from historical behavior, NEE's and FPL's risk management tools associated with their hedging and trading procedures may not protect against significant losses.

NEE's and FPL's risk management tools and metrics associated with their hedging and trading procedures, such as daily value at risk, earnings at risk, stop loss limits and liquidity guidelines, are based on historical price movements. Due to the inherent uncertainty involved in price movements and potential deviation from historical pricing behavior, NEE and FPL are unable to assure that their risk management tools and metrics will be effective to protect against material adverse effects on their business, financial condition, results of operations and prospects.

If power transmission or natural gas, nuclear fuel or other commodity transportation facilities are unavailable or disrupted, the ability for subsidiaries of NEE, including FPL, to sell and deliver power or natural gas may be limited.

Subsidiaries of NEE, including FPL, depend upon power transmission and natural gas, nuclear fuel and other commodity transportation facilities, many of which they do not own. Occurrences affecting the operation of these facilities that may or may not be beyond the control of subsidiaries of NEE, including FPL, (such as geopolitical factors, cyber incidents, physical attacks, severe weather or a generation or transmission facility outage, pipeline rupture, or sudden and significant increase or decrease in wind or solar generation) may limit or halt their ability to sell and deliver power and natural gas, or to purchase necessary fuels and other commodities, which could materially adversely impact NEE's and FPL's business, financial condition, results of operations and prospects.

NEE and FPL are subject to credit and performance risk from customers, hedging counterparties and vendors.

NEE and FPL are exposed to risks associated with the creditworthiness and performance of their customers, hedging counterparties and vendors under contracts for the supply of equipment, materials, fuel and other goods and services required for their business operations and for the construction and operation of, and for capital improvements to, their facilities. Adverse conditions in the energy industry or the general economy such as inflation, as well as circumstances of individual customers, hedging counterparties and vendors, may adversely affect the ability of some customers, hedging counterparties and vendors to perform as required under their contracts with NEE and FPL.

If any vendor or hedging or other counterparty fails to fulfill its contractual obligations, NEE and FPL may need to make arrangements with other counterparties or vendors, which could result in material financial losses, higher costs, untimely completion of power generation facilities and other projects, and/or a disruption of their operations. If a defaulting counterparty is in poor financial condition, NEE and FPL may not be able to recover damages for any contract breach.

NEE and FPL could recognize financial losses or a reduction in operating cash flows if a counterparty fails to perform or make payments in accordance with the terms of derivative contracts or if NEE or FPL is required to post margin cash collateral under derivative contracts.

NEE and FPL use derivative instruments, such as swaps, options, futures and forwards, some of which are traded in the OTC markets or on exchanges, to manage their commodity and financial market risks, and for NEE to engage in trading and marketing activities. Any failures by their counterparties to perform or make payments in accordance with the terms of those transactions could have a material adverse effect on NEE's or FPL's business, financial condition, results of operations and prospects. Similarly, any requirement for FPL or NEE to post margin cash collateral under its derivative contracts could have a material adverse effect on its business, financial condition, results of operations and prospects. These risks may be increased during periods of adverse market or economic conditions such as inflation affecting the industry in which NEE and FPL participate.

NEE and FPL are highly dependent on sensitive and complex information technology systems, and any failure or breach of those systems could have a material adverse effect on their business, financial condition, results of operations and prospects.

NEE and FPL operate in a highly regulated industry that requires the continuous functioning of sophisticated information technology systems and network infrastructure. Despite NEE's and FPL's implementation of security measures, all of their technology systems are vulnerable to disability, failures or unauthorized access due to such activities. If NEE's or FPL's information technology systems were to fail or be breached, sensitive confidential and other data could be compromised and NEE and FPL could be unable to fulfill critical business functions.

NEE's and FPL's businesses are highly dependent on NEE's and FPL's ability to process and monitor, on a daily basis, a very large number of transactions, many of which are highly complex and cross numerous and diverse markets. Due to the size, scope, complexity and geographical reach of NEE's and FPL's business, the development and maintenance of information technology systems to keep track of and process information is critical and challenging. NEE's and FPL's operating systems and facilities may fail to operate properly or become disabled as a result of events that are either within, or wholly or partially outside

of, their control, such as operator error, severe weather, geopolitical activities, terrorist activities or cyber incidents. Any such failure or disabling event could materially adversely affect NEE's and FPL's ability to process transactions and provide services, and their business, financial condition, results of operations and prospects.

NEE and FPL add, modify and replace information systems on a regular basis. Modifying existing information systems or implementing new or replacement information systems is costly and involves risks, including, but not limited to, integrating the modified, new or replacement system with existing systems and processes, implementing associated changes in accounting procedures and controls, and ensuring that data conversion is accurate and consistent. Any disruptions or deficiencies in existing information systems, or disruptions, delays or deficiencies in the modification or implementation of new information systems, could result in increased costs, the inability to track or collect revenues and the diversion of management's and employees' attention and resources, and could negatively impact the effectiveness of the companies' control environment, and/or the companies' ability to timely file required regulatory reports.

NEE and FPL also face the risks of operational failure or capacity constraints associated with the information systems of third parties, including, but not limited to, those who provide power transmission and natural gas transportation services.

NEE's and FPL's retail businesses are subject to the risk that sensitive customer data may be compromised, which could result in a material adverse impact to their reputation and/or have a material adverse effect on the business, financial condition, results of operations and prospects of NEE and FPL.

NEE's and FPL's retail businesses require access to sensitive customer data in the ordinary course of business. NEE's and FPL's retail businesses may also need to provide sensitive customer data to vendors and service providers who require access to this information in order to provide services, such as call center services, to the retail businesses. If a significant breach occurred, the reputation of NEE and FPL could be materially adversely affected, customer confidence could be diminished, or customer information could be subject to identity theft. NEE and FPL would be subject to costs associated with the breach and/or NEE and FPL could be subject to fines and legal claims, any of which may have a material adverse effect on the business, financial condition, results of operations and prospects of NEE and FPL.

NEE and FPL could recognize financial losses as a result of volatility in the market values of derivative instruments and limited liquidity in OTC markets.

NEE and FPL execute transactions in derivative instruments on either recognized exchanges or via the OTC markets, depending on management's assessment of the most favorable credit and market execution factors. Transactions executed in OTC markets have the potential for greater volatility and less liquidity than transactions on recognized exchanges. As a result, NEE and FPL may not be able to execute desired OTC transactions due to such heightened volatility and limited liquidity.

In the absence of actively quoted market prices and pricing information from external sources, the valuation of derivative instruments involves management's judgment and use of estimates. As a result, changes in the underlying assumptions or use of alternative valuation methods could affect the reported fair value of these derivative instruments and have a material adverse effect on NEE's and FPL's business, financial condition, results of operations and prospects.

NEE and FPL may be materially adversely affected by negative publicity.

From time to time, political and public sentiment may result in a significant amount of adverse press coverage and other adverse public statements affecting NEE and FPL. Adverse press coverage and other adverse statements, whether or not driven by political or public sentiment, may also result in investigations by regulators, legislators and law enforcement officials or in legal claims. Responding to the negative publicity and any resulting investigations and lawsuits, regardless of the ultimate outcome of the proceeding, can divert the time and effort of senior management from NEE's and FPL's business.

Addressing any adverse publicity, governmental scrutiny or enforcement or other legal proceedings is time consuming and expensive and, regardless of the factual basis for the assertions being made, can have a negative impact on the reputation of NEE and FPL, on the morale and performance of their employees and on their relationships with regulators. It may also have a negative impact on their ability to take timely advantage of various business and market opportunities. The direct and indirect effects of negative publicity, and the demands of responding to and addressing it, may have a material adverse effect on NEE's and FPL's business, financial condition, results of operations and prospects.

NEE's and FPL's business, financial condition, results of operations and prospects may be adversely affected if FPL is unable to maintain, negotiate or renegotiate franchise agreements on acceptable terms with municipalities and counties in Florida.

FPL may negotiate franchise agreements with municipalities and counties in Florida to provide electric services within such municipalities and counties, and electricity sales generated pursuant to these agreements represent a very substantial portion of FPL's revenues. If FPL is unable to maintain, negotiate or renegotiate such franchise agreements on acceptable terms, it could contribute to lower earnings and FPL may not fully realize the anticipated benefits from significant investments and expenditures, which could adversely affect NEE's and FPL's business, financial condition, results of operations and prospects.

NEE's and FPL's business, financial condition, results of operations and prospects could be materially adversely affected by work strikes or stoppages and increasing personnel costs.

Employee strikes or work stoppages could disrupt operations and lead to a loss of revenue and customers. Personnel costs may also increase due to inflationary or competitive pressures on payroll and benefits costs and revised terms of collective bargaining agreements with union employees. These consequences could have a material adverse effect on NEE's and FPL's business, financial condition, results of operations and prospects.

NEE's ability to successfully identify, complete and integrate acquisitions is subject to significant risks, including, but not limited to, the effect of increased competition for acquisitions resulting from the consolidation of the energy industry.

NEE is likely to encounter significant competition for acquisition opportunities that may become available as a result of the consolidation of the energy industry. In addition, NEE may be unable to identify attractive acquisition opportunities at favorable prices and to complete and integrate them successfully and in a timely manner.

Nuclear Generation Risks

The operation and maintenance of NEE's and FPL's nuclear generation facilities involve environmental, health and financial risks that could result in fines or the closure of the facilities and in increased costs and capital expenditures.

NEE's and FPL's nuclear generation facilities are subject to environmental, health and financial risks, including, but not limited to, those relating to site storage of spent nuclear fuel, the disposition of spent nuclear fuel, leakage and emissions of tritium and other radioactive elements in the event of a nuclear accident or otherwise, the threat of a terrorist attack or cyber incident and other potential liabilities arising out of the ownership or operation of the facilities. NEE and FPL maintain decommissioning funds and external insurance coverage which are intended to reduce the financial exposure to some of these risks; however, the cost of decommissioning nuclear generation facilities could exceed the amount available in NEE's and FPL's decommissioning funds, and the exposure to liability and property damages could exceed the amount of insurance coverage. If NEE or FPL is unable to recover the additional costs incurred through insurance or, in the case of FPL, through regulatory mechanisms, their business, financial condition, results of operations and prospects could be materially adversely affected.

In the event of an incident at any nuclear generation facility in the U.S. or at certain nuclear generation facilities in Europe, NEE and FPL could be assessed significant retrospective assessments and/or retrospective insurance premiums as a result of their participation in a secondary financial protection system and nuclear insurance mutual companies.

Liability for accidents at nuclear power plants is governed by the Price-Anderson Act, which limits the liability of nuclear reactor owners to the amount of insurance available from both private sources and an industry retrospective payment plan. In accordance with this Act, NEE maintains the maximum amount of private liability insurance obtainable, and participates in a secondary financial protection system, which provides liability insurance coverage for an incident at any nuclear reactor in the U.S. Under the secondary financial protection system, NEE is subject to retrospective assessments and/or retrospective insurance premiums, plus any applicable taxes, for an incident at any nuclear reactor in the U.S. or at certain nuclear generation facilities in Europe, regardless of fault or proximity to the incident. Such assessments, if levied, could materially adversely affect NEE's and FPL's business, financial condition, results of operations and prospects.

NRC orders or new regulations related to increased security measures and any future safety requirements promulgated by the NRC could require NEE and FPL to incur substantial operating and capital expenditures at their nuclear generation facilities and/or result in reduced revenues.

The NRC has broad authority to impose licensing and safety-related requirements for the operation and maintenance of nuclear generation facilities, the addition of capacity at existing nuclear generation facilities and the construction of new nuclear generation facilities, and these requirements are subject to change. In the event of non-compliance, the NRC has the authority to impose fines and/or shut down a nuclear generation facility, depending upon the NRC's assessment of the severity of the situation, until compliance is achieved. Any of the foregoing events could require NEE and FPL to incur increased costs and capital expenditures, and could reduce revenues.

Any serious nuclear incident occurring at a NEE or FPL plant could result in substantial remediation costs and other expenses. A major incident at a nuclear facility anywhere in the world could cause the NRC to limit or prohibit the operation or licensing of any domestic nuclear generation facility. An incident at a nuclear facility anywhere in the world also could cause the NRC to impose additional conditions or other requirements on the industry, or on certain types of nuclear generation units, which could increase costs, reduce revenues and result in additional capital expenditures.

The inability to operate any of NEE's or FPL's nuclear generation units through the end of their respective operating licenses or planned license extensions could have a material adverse effect on NEE's and FPL's business, financial condition, results of operations and prospects.

If any of NEE's or FPL's nuclear generation facilities are not operated for any reason through the life of their respective operating licenses or planned license extensions, NEE or FPL may be required to increase depreciation rates, incur impairment charges and accelerate future decommissioning expenditures, any of which could materially adversely affect their business, financial condition, results of operations and prospects.

NEE's and FPL's nuclear units are periodically removed from service to accommodate planned refueling and maintenance outages, and for other purposes. If planned outages last longer than anticipated or if there are unplanned outages, NEE's and FPL's business, financial condition, results of operations and prospects could be materially adversely affected.

NEE's and FPL's nuclear units are periodically removed from service to accommodate planned refueling and maintenance outages, including, but not limited to, inspections, repairs and certain other modifications as well as to replace equipment. In the event that a scheduled outage lasts longer than anticipated or in the event of an unplanned outage due to, for example, equipment failure, such outages could materially adversely affect NEE's or FPL's business, financial condition, results of operations and prospects.

Liquidity, Capital Requirements and Common Stock Risks

Disruptions, uncertainty or volatility in the credit and capital markets, among other factors, may negatively affect NEE's and FPL's ability to fund their liquidity and capital needs and to meet their growth objectives, and can also materially adversely affect the business, financial condition, liquidity, results of operations and prospects of NEE and FPL.

NEE and FPL rely on access to capital and credit markets as significant sources of liquidity for capital requirements, refinancing activities to support existing debt maturities and other requirements that are not satisfied by operating cash flows. Disruptions, uncertainty or volatility in those capital and credit markets, related to, among others, inflation, rising or sustained higher interest rates and geopolitical events, could increase NEE's and FPL's cost of capital and affect their ability to fund their liquidity and capital needs, to refinance existing indebtedness and to meet their growth objectives. If NEE or FPL is unable to access regularly the capital and credit markets on terms that are reasonable, it may have to delay raising capital, issue shorter-term securities and incur an unfavorable cost of capital, which, in turn, could adversely affect its ability to maintain and grow its business, could contribute to lower earnings and reduced financial flexibility, and could have a material adverse effect on its business, financial condition, liquidity, results of operations and prospects.

Although NEE's competitive energy and certain other subsidiaries have used non-recourse or limited-recourse, project-specific or other financing in the past, market conditions, changes to regulatory capital requirements and other factors could adversely affect the future availability of such financing. The inability of NEE's subsidiaries, including, without limitation, NEECH and its subsidiaries, to access the capital and credit markets to provide project-specific or other financing for electric generation or other facilities or acquisitions on favorable terms, whether because of disruptions or volatility in those markets or otherwise, could necessitate additional capital raising or borrowings by NEE and/or NEECH in the future and there can be no assurance that NEE or NEECH will have the ability to complete such borrowings.

The inability of subsidiaries that have existing project-specific or other financing arrangements to meet the requirements of various agreements relating to those financings, as well as actions by third parties or lenders, could give rise to a project-specific financing default which, if not cured or waived, might result in the specific project, and potentially in some limited instances its parent companies, being required to repay the associated debt or other borrowings earlier than otherwise anticipated, and if such repayment were not made, the lenders or security holders would generally have rights to foreclose against the project assets and related collateral. Such an occurrence also could result in NEE expending additional funds or incurring additional obligations over the shorter term to ensure continuing compliance with project-specific financing arrangements based upon the expectation of improvement in the project's performance or financial returns over the longer term. Any of these actions could materially adversely affect NEE's business, financial condition, liquidity, results of operations and prospects, as well as the availability or terms of future financings for NEE or its subsidiaries.

NEE's, NEECH's and FPL's inability to maintain their current credit ratings may materially adversely affect NEE's and FPL's liquidity and results of operations, limit the ability of NEE and FPL to grow their business, and increase interest costs.

The inability of NEE, NEECH and FPL to maintain their current credit ratings could materially adversely affect their ability to raise capital or obtain credit on favorable terms, which, in turn, could impact NEE's and FPL's ability to grow their businesses and service indebtedness and refinance or repay borrowings, and would likely increase their interest costs. In addition, certain agreements and guarantee arrangements would require posting of additional collateral in the event of a ratings downgrade. Some of the factors that can affect credit ratings are cash flows, liquidity, the amount of debt as a component of total capitalization including rating agencies' treatment of certain indebtedness, NEE's overall business mix and political, legislative

and regulatory actions. There can be no assurance that one or more of the ratings of NEE, NEECH and FPL will not be lowered or withdrawn entirely by a rating agency.

NEE's and FPL's liquidity may be impaired if their credit providers are unable to fund their credit commitments to the companies or to maintain their current credit ratings.

The inability of NEE's, NEECH's and FPL's credit providers to fund their credit commitments or to maintain their current credit ratings could require NEE, NEECH or FPL, among other things, to renegotiate requirements in agreements, find an alternative credit provider with acceptable credit ratings to meet funding requirements, or post cash collateral and could have a material adverse effect on NEE's and FPL's liquidity.

Poor market performance and other economic factors could affect NEE's defined benefit pension plan's funded status, which may materially adversely affect NEE's and FPL's business, financial condition, liquidity, results of operations and prospects.

NEE sponsors a qualified noncontributory defined benefit pension plan for substantially all employees of NEE and its subsidiaries. A decline in the market value of the assets held in the defined benefit pension plan due to poor investment performance or other factors may increase the funding requirements for this obligation.

NEE's defined benefit pension plan is sensitive to changes in interest rates, since as interest rates decrease, the funding liabilities increase, potentially increasing benefits costs and funding requirements. Any increase in benefits costs or funding requirements may have a material adverse effect on NEE's and FPL's business, financial condition, liquidity, results of operations and prospects.

Poor market performance and other economic factors could adversely affect the asset values of NEE's and FPL's nuclear decommissioning funds, which may materially adversely affect NEE's and FPL's business, financial condition, liquidity, results of operations and prospects.

NEE and FPL are required to maintain decommissioning funds to satisfy their future obligations to decommission their nuclear power plants. A decline in the market value of the assets held in the decommissioning funds due to poor investment performance or other factors may increase the funding requirements for these obligations. Any increase in funding requirements may have a material adverse effect on NEE's and FPL's business, financial condition, liquidity, results of operations and prospects.

Certain of NEE's investments are subject to changes in market value and other risks, which may materially adversely affect NEE's liquidity, financial condition and results of operations.

NEE holds certain investments where changes in the fair value affect NEE's financial results. In some cases there may be no observable market values for these investments, requiring fair value estimates to be based on other valuation techniques. This type of analysis requires significant judgment and the actual values realized in a sale of these investments could differ materially from those estimated. A sale of an investment below previously estimated value, or other decline in the fair value of an investment, could result in losses or the write-off of such investment, and may have a material adverse effect on NEE's liquidity, financial condition and results of operations.

NEE may be unable to meet its ongoing and future financial obligations and to pay dividends on its common stock if its subsidiaries are unable to pay upstream dividends or repay funds to NEE.

NEE is a holding company and, as such, has no material operations of its own. Substantially all of NEE's consolidated assets are held by its subsidiaries. NEE's ability to meet its financial obligations, including, but not limited to, its guarantees, and to pay dividends on its common stock is primarily dependent on its subsidiaries' net income and cash flows, which are subject to the risks of their respective businesses, and their ability to pay upstream dividends or to repay funds to NEE.

NEE's subsidiaries are separate legal entities and have no independent obligation to provide NEE with funds for its payment obligations. The subsidiaries have financial obligations, including, but not limited to, payment of debt service, which they must satisfy before they can provide NEE with funds. In addition, in the event of a subsidiary's liquidation or reorganization, NEE's right to participate in a distribution of assets is subject to the prior claims of the subsidiary's creditors.

The dividend-paying ability of some of the subsidiaries is limited by contractual restrictions which are contained in outstanding financing agreements and which may be included in future financing agreements. The future enactment of laws or regulations also may prohibit or restrict the ability of NEE's subsidiaries to pay upstream dividends or to repay funds.

NEE may be unable to meet its ongoing and future financial obligations and to pay dividends on its common stock if NEE is required to perform under guarantees of obligations of its subsidiaries.

NEE guarantees many of the obligations of its consolidated subsidiaries, other than FPL, through guarantee agreements with NEECH. These guarantees may require NEE to provide substantial funds to its subsidiaries or their creditors or counterparties at

a time when NEE is in need of liquidity to meet its own financial obligations. Funding such guarantees may materially adversely affect NEE's ability to meet its financial obligations or to pay dividends.

NEP may not be able to access sources of capital on commercially reasonable terms, which would have a material adverse effect on its ability to consummate future acquisitions and on the value of NEE's limited partner interest in NEP OpCo.

Through an indirect wholly owned subsidiary, NEE owns a limited partner interest in NEP OpCo. NEP's inability to access capital on commercially reasonable terms when acquisitions, other growth opportunities or capital needs arise could have a material adverse effect on NEP's ability to deliver its cash distributions to its common unitholders, including NEE, and on the value of NEE's limited partnership interest in NEP OpCo. In addition, NEP's issuance of additional common units or other securities in connection with acquisitions or the conversion of outstanding securities convertible into NEP common units could cause significant common unitholder dilution and reduce cash distributions to its common unitholders, including NEE.

Disruptions, uncertainty or volatility in the credit and capital markets may exert downward pressure on the market price of NEE's common stock.

The market price and trading volume of NEE's common stock are subject to fluctuations as a result of, among other factors, general credit and capital market conditions and changes in market sentiment regarding the operations, business and financing strategies of NEE, its subsidiaries and its affiliates, including NEP. As a result, disruptions, uncertainty or volatility in the credit and capital markets may, for example, have a material adverse effect on the market price of NEE's common stock.

Widespread public health crises and epidemics or pandemics may have material adverse impacts on NEE's and FPL's business, financial condition, liquidity, results of operations and prospects.

NEE and FPL are subject to the impacts of widespread public health crises, epidemics and pandemics, including, but not limited to, impacts on the global, national or local economy, capital and credit markets, NEE's and FPL's workforce, customers and suppliers. There is no assurance that NEE's and FPL's businesses will be able to operate without material adverse impacts depending on the nature of the public health crisis, epidemic or pandemic. The ultimate severity, duration and impact of public health crises, epidemics and pandemics cannot be predicted. Additionally, there is no assurance that vaccines, or other treatments, are or will be widely available or effective, or that the public will be willing to participate, in an effort to contain the spread of disease. Actions taken in response to such crises by federal, state and local government or regulatory agencies may have a material adverse impact on NEE's and FPL's business, financial condition, liquidity, results of operations and prospects.

Item 1B. Unresolved Staff Comments

None

Item 1C. Cybersecurity

Risk Management and Strategy

Cybersecurity risk management is included in NEE's, including FPL's, overall risk management program. NEE, including FPL, operates a cybersecurity program which, among other objectives, seeks to identify potential unauthorized occurrences on or conducted through the electronic information resources owned or used by NEE or FPL (information systems that may result in adverse effects on the confidentiality, integrity or availability of its information systems or any information residing on those systems (cybersecurity threats as well as on its operations). The cybersecurity program includes controls to reduce the risk and potential impact of a cybersecurity incident and to align its processes, controls and implemented technologies with industry standard frameworks and regulations. In addition, outside experts assess NEE's, including FPL's, cybersecurity program capabilities, technology environment and security controls to regularly evaluate effectiveness.

NEE, including FPL, operates a cybersecurity operations center and has cyber threat intelligence capability to identify, monitor, detect and respond to cybersecurity threats which is led by a cybersecurity incident response team. NEE, including FPL, uses these resources to identify cybersecurity threats and monitor for anomalies that may result in cybersecurity incidents on their systems, and monitors for impacts to external vendors or suppliers. Assessment of an incident includes, but is not limited to, analysis of the urgency and operational or business impact of an incident and the status and effectiveness of incident defenses. NEE, including FPL, invests in personnel and technologies with the objective of limiting the frequency and impact of cybersecurity incidents. Following documented cybersecurity incident response procedures, the cybersecurity incident response team escalates information about cybersecurity incidents as appropriate to oversight committees charged with managing specific aspects of cybersecurity risk, including, among others, the Cybersecurity and Resiliency Committee, the Cybersecurity Governance Executive Committee and NEE's Board of Directors.

NEE, including FPL, conducts an annual internal cybersecurity drill with the participation from time to time of local, state and federal agencies to test its capability of dealing with a simulated cyber-attack. NEE, including FPL, also participates in industry

forums and trade groups, as well as in NERC activities to learn and apply these learnings to its cybersecurity policies and procedures.

NEE, including FPL, uses third parties to periodically assess the extent to which its cybersecurity risk management protocols align with the DOE's Cybersecurity Capability Maturity Model standard. Certain functions within NEE, including FPL, are required to comply with certain regulatory standards that are designed to protect against cybersecurity incidents, including the NERC Critical Infrastructure Protection standards, as well as the NRC cybersecurity protection standards. Further, NEE, including FPL, has a cybersecurity training program and a mock phishing program to educate and train employees on potential cybersecurity risks and on privacy and data protection. Given geopolitical events, NEE, including FPL, continues to take steps to protect against cybersecurity threats to its critical infrastructure, including communications with its employees to ensure heightened awareness of increased cybersecurity threats worldwide.

The cybersecurity capabilities of third-party vendors providing system solutions to NEE or FPL or accessing NEE's or FPL's systems or data is evaluated as part of the new vendor establishment process. NEE, including FPL, retains the right to audit vendors for cybersecurity of products and services. Where applicable in NEE's or FPL's contracts with third-party vendors accessing its systems or data, standard data security terms and conditions are utilized and minimum amounts of insurance coverage based on the risk of exposure are required.

NEE, including FPL, operates U.S. critical infrastructure. There have been cyberattacks and other physical attacks within the energy industry on energy infrastructure such as substations, gas pipelines and related assets in the past and there may be such attacks in the future. Although there have been no cybersecurity incidents or threats with a material impact on NEE's nor FPL's business strategy, results of operations, or financial condition, NEE's or FPL's information technology systems could fail or be breached, and such systems could be inoperable, causing NEE and FPL to be unable to fulfill critical business operations. The disclosures herein should be reviewed with the risk factors included in Part I, Item 1A.

Governance

The chief information officer, the vice president, IT infrastructure and cybersecurity and the chief information security officer are responsible for assessing and managing material risks from cybersecurity threats and have careers that represent more than 75 years of combined experience related to the management and protection of technologies. These individuals participate in or receive updates from not only the cybersecurity incident response team but also cybersecurity oversight committees, such as the Cybersecurity and Resiliency Committee comprised of various members of management, including the chief executive officers of FPL and NEER, the chief financial officer and the chief legal officer and the Cybersecurity Governance Executive Committee comprised of various members of management, including vice president of internal audit and executive director of emergency preparedness. These committees are charged with governing cybersecurity, cyber risks and resilience activities as well as the cyber and physical security policies and programs for NEE and its subsidiaries.

NEE's Board of Directors is responsible for the oversight of risks from cybersecurity threats and receives cybersecurity reports from NEE's chief information officer and its vice president, IT infrastructure and cybersecurity. The cybersecurity reports to the Board of Directors include various information, such as updates on the cybersecurity threat landscape, risk assessments, mitigation plans, including cyber defenses, notable incidents and a summary of the annual cyber drill results. Significant active cybersecurity incidents and threats are communicated to the Board of Directors as they occur.

Item 2. Properties

See Item 1. Business – FPL and Item 1. Business – NEER for a description of principal properties.

Character of Ownership

Substantially all of FPL's properties are subject to the lien of FPL's mortgage, which secures most long-term debt securities issued by FPL. The majority of FPL's real property is held in fee and is free from other encumbrances, subject to minor exceptions which are not of a nature as to substantially impair the usefulness to FPL of such properties. Some of FPL's electric lines are located on parcels of land which are not owned in fee by FPL but are covered by necessary consents of governmental authorities or rights obtained from owners of private property. Subsidiaries within the NEER segment have ownership interests in entities that own generation facilities, pipeline facilities and transmission assets and a number of those facilities and assets are encumbered by liens securing various financings. Additionally, the majority of NEER's generation facilities, pipeline facilities and transmission lines are located on land under easement, rights-of-way or leased from owners of private property or governmental entities. See Note 7 – FPL and – NEER.

Item 3. Legal Proceedings

See Note 15 – Legal Proceedings.

With regard to environmental proceedings to which a governmental authority is a party, NEE's and FPL's policy is to disclose any such proceeding if it is reasonably expected to result in monetary sanctions of greater than or equal to \$1 million.

Item 4. Mine Safety Disclosures

Not applicable

PART II

Item 5. Market for Registrants' Common Equity, Related Stockholder Matters and Issuer Purchases of Equity Securities

Common Stock Data. All of FPL's common stock is owned by NEE. NEE's common stock is traded on the New York Stock Exchange under the symbol "NEE." As of January 31, 2024, there were 13,891 holders of record of NEE's common stock. The amount and timing of dividends payable on NEE's common stock are within the sole discretion of NEE's Board of Directors. The Board of Directors reviews the dividend rate at least annually (generally in February to determine its appropriateness in light of NEE's financial position and results of operations, legislative and regulatory developments affecting the electric utility industry in general and FPL in particular, competitive conditions, change in business mix and any other factors the Board of Directors deems relevant. In February 2024, NEE announced that it would increase its quarterly dividend on its common stock from \$0.4675 per share to \$0.515 per share.

Issuer Purchases of Equity Securities. Information regarding purchases made by NEE of its common stock during the three months ended December 31, 2023 is as follows:

Period	Total Number of Shares Purchased ^(a)	Average Price Paid Per Share	Total Number of Shares Purchased as Part of a Publicly Announced Program	Maximum Number of Shares that May Yet be Purchased Under the Program ^(b)
10/1/23 – 10/31/23	—	—	—	180,000,000
11/1/23 – 11/30/23	12,561	\$ 57.00	—	180,000,000
12/1/23 – 12/31/23	—	\$ —	—	180,000,000
Total	<u>12,561</u>	<u>\$ 57.00</u>	<u>—</u>	

(a) Includes shares of common stock withheld from employees to pay certain withholding taxes upon the vesting of stock awards granted to such employees under the NextEra Energy, Inc. 2021 Long Term Incentive Plan and the NextEra Energy, Inc. Amended and Restated 2011 Long Term Incentive Plan.

(b) In May 2017, NEE's Board of Directors authorized repurchases of up to 45 million shares of common stock (180 million shares after giving effect to the four-for-one stock split of NEE common stock effective October 26, 2020) over an unspecified period.

Item 6. Reserved

Item 7. Management’s Discussion and Analysis of Financial Condition and Results of Operations

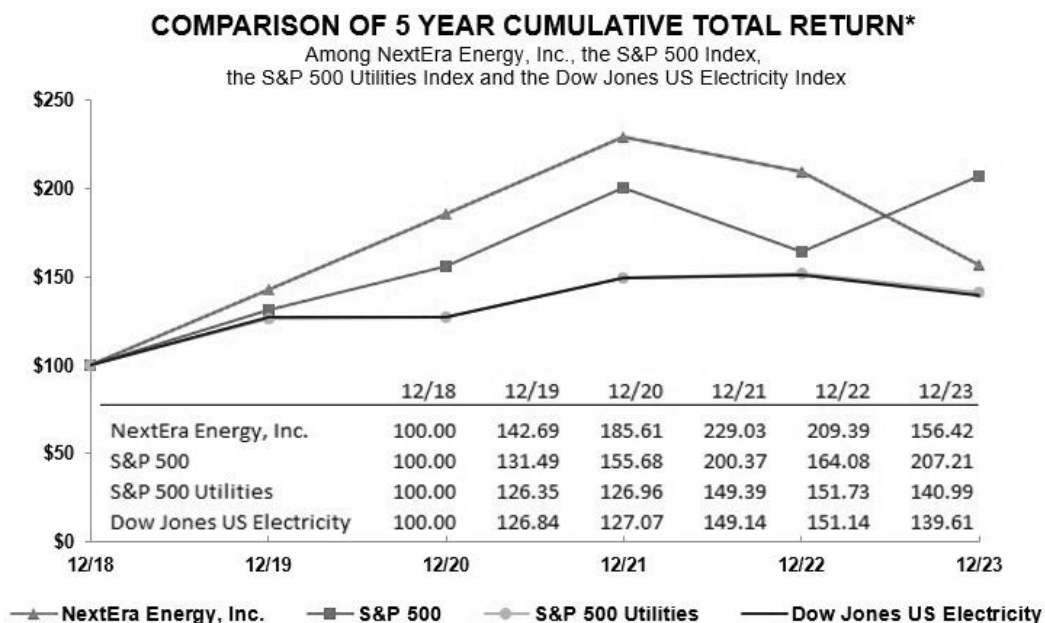
OVERVIEW

NEE’s operating performance is driven primarily by the operations of its two principal businesses, FPL, which serves approximately 5.9 million customer accounts in Florida and is one of the largest electric utilities in the U.S., and NEER, which together with affiliated entities is the world’s largest generator of renewable energy from the wind and sun based on 2023 MWh produced on a net generation basis, as well as a world leader in battery storage. The table below presents net income (loss attributable to NEE and earnings (loss per share attributable to NEE, assuming dilution, by reportable segment, FPL and NEER. Corporate and Other is primarily comprised of the operating results of other business activities, as well as other income and expense items, including interest expense, and eliminating entries, and may include the net effect of rounding. See Note 16 for additional segment information. The following discussion should be read in conjunction with the Notes to Consolidated Financial Statements contained herein and all comparisons are with the corresponding items in the prior year.

	Net Income (Loss) Attributable to NEE			Earnings (Loss) Per Share Attributable to NEE, Assuming Dilution		
	Years Ended December 31,			Years Ended December 31,		
	2023	2022	2021	2023	2022	2021
	(millions)					
FPL	\$ 4,552	\$ 3,701	\$ 3,206	\$ 2.24	\$ 1.87	\$ 1.63
NEER ^(a)	3,558	285	599	1.75	0.14	0.30
Corporate and Other	(800)	161	(232)	(0.39)	0.09	(0.12)
NEE	<u>\$ 7,310</u>	<u>\$ 4,147</u>	<u>\$ 3,573</u>	<u>\$ 3.60</u>	<u>\$ 2.10</u>	<u>\$ 1.81</u>

(a) NEER’s results reflect an allocation of interest expense from NEECH based on a deemed capital structure of 70% debt and differential membership interests sold by NextEra Energy Resources’ subsidiaries.

For the five years ended December 31, 2023, NEE delivered a total shareholder return of approximately 56.4%, compared to the S&P 500’s 107.2% return, the S&P 500 Utilities’ 41.0% return and the Dow Jones U.S. Electricity’s 39.6% return. The historical stock performance of NEE’s common stock shown in the performance graph below is not necessarily indicative of future stock price performance.



*\$100 invested on 12/31/18 in stock or index, including reinvestment of dividends. Fiscal year ending December 31.

Copyright© 2024 Standard & Poor’s, a division of S&P Global. All rights reserved.
Copyright© 2024 S&P Dow Jones Indices LLC, a division of S&P Global. All rights reserved.

Adjusted Earnings

NEE prepares its financial statements under GAAP. However, management uses earnings adjusted for certain items (adjusted earnings), a non-GAAP financial measure, internally for financial planning, analysis of performance, reporting of results to the Board of Directors and as an input in determining performance-based compensation under NEE's employee incentive compensation plans. NEE also uses adjusted earnings when communicating its financial results and earnings outlook to analysts and investors. NEE's management believes that adjusted earnings provide a more meaningful representation of NEE's fundamental earnings power. Although these amounts are properly reflected in the determination of net income under GAAP, management believes that the amount and/or nature of such items make period to period comparisons of operations difficult and potentially confusing. Adjusted earnings do not represent a substitute for net income, as prepared under GAAP.

The following table provides details of the after-tax adjustments to net income considered in computing NEE's adjusted earnings discussed above.

	Years Ended December 31,		
	2023	2022	2021
	(millions)		
Net gains (losses) associated with non-qualifying hedge activity ^(a)	\$ 1,497	\$ (696)	\$ (1,576)
Differential membership interests-related – NEER	\$ (49)	\$ (87)	\$ (98)
NEP investment gains, net – NEER ^(b)	\$ (963)	\$ 186	\$ 27
Gain on disposal of a business ^(c)	\$ 306	\$ —	\$ —
Change in unrealized gains (losses) on equity securities held in NEER's nuclear decommissioning funds and OTTI, net – NEER	\$ 116	\$ (324)	\$ 199
Impairment charges related to investment in Mountain Valley Pipeline – NEER ^(d)	\$ (38)	\$ (674)	\$ —

(a) For 2023, 2022 and 2021, approximately \$1,729 million of gains, \$1,257 million of losses and \$1,735 million of losses, respectively, are included in NEER's net income; the balance is included in Corporate and Other. The change in non-qualifying hedge activity is primarily attributable to changes in forward power and natural gas prices, interest rates and foreign currency exchange rates, as well as the reversal of previously recognized unrealized mark-to-market gains or losses as the underlying transactions were realized.

(b) See Note 4 – Nonrecurring Fair Value Measurements for a discussion of an impairment charge related to the investment in NEP in 2023.

(c) Approximately \$300 million of gains are included in FPL's net income; the balance is included in NEER. See Note 1 – Disposal of Businesses/Assets and Sale of Noncontrolling Ownership Interests for a discussion of the sale of FPL's ownership interest in its Florida City Gas business (FCG).

(d) See Note 4 – Nonrecurring Fair Value Measurements for a discussion of the impairment charge in 2022 related to the investment in Mountain Valley Pipeline, LLC (Mountain Valley Pipeline).

NEE segregates into two categories unrealized mark-to-market gains and losses and timing impacts related to derivative transactions. The first category, referred to as non-qualifying hedges, represents certain energy derivative, interest rate derivative and foreign currency transactions entered into as economic hedges, which do not meet the requirements for hedge accounting, or for which hedge accounting treatment is not elected or has been discontinued. Changes in the fair value of those transactions are marked to market and reported in the consolidated statements of income, resulting in earnings volatility because the economic offset to certain of the positions are generally not marked to market. As a consequence, NEE's net income reflects only the movement in one part of economically-linked transactions. For example, a gain (loss) in the non-qualifying hedge category for certain energy derivatives is offset by decreases (increases) in the fair value of related physical asset positions in the portfolio or contracts, which are not marked to market under GAAP. For this reason, NEE's management views results expressed excluding the impact of the non-qualifying hedges as a meaningful measure of current period performance. The second category, referred to as trading activities, which is included in adjusted earnings, represents the net unrealized effect of actively traded positions entered into to take advantage of expected market price movements and all other commodity hedging activities. At FPL, substantially all changes in the fair value of energy derivative transactions are deferred as a regulatory asset or liability until the contracts are settled, and, upon settlement, any gains or losses are passed through the fuel clause. See Note 3.

2023 Summary

Net income attributable to NEE for 2023 was higher than 2022 by \$3,163 million, or \$1.50 per share, assuming dilution, due to higher results at NEER and FPL, partly offset by lower results at Corporate and Other.

FPL's net income increased by \$851 million in 2023 primarily driven by continued investments in plant in service and other property and the gain on sale of FPL's ownership interest in the FCG business.

NEER's results increased in 2023 primarily driven by favorable non-qualifying hedge activity compared to 2022, higher earnings from new investments, lower impairment charges related to its investment in Mountain Valley Pipeline, partly offset by the OTTI impairment related to the investment in NEP. In 2023, NEER added approximately 1,651 MW of new wind generating capacity and 2,073 MW of solar generating capacity and increased its backlog of contracted renewable development projects.

Corporate and Other's results in 2023 decreased primarily due to unfavorable non-qualifying hedge activity.

NEE and its subsidiaries require funds to support and grow their businesses. These funds are primarily provided by cash flows from operations, borrowings or issuances of short- and long-term debt and, from time to time, issuances of equity securities, proceeds from differential membership investors, the sale of tax credits and sales of assets to NEP or third parties. See Liquidity and Capital Resources.

RESULTS OF OPERATIONS

Net income attributable to NEE for 2023 was \$7.31 billion compared to \$4.15 billion in 2022. In 2023, net income attributable to NEE increased primarily due to higher results at NEER and FPL, partly offset by lower results at Corporate and Other. The comparison of the results of operations for the years ended December 31, 2022 and 2021 are included in Management's Discussion in NEE's and FPL's Annual Report on Form 10-K for the year ended December 31, 2022.

In September 2022, subsidiaries of NextEra Energy Resources sold to a NEP subsidiary a 67% controlling ownership interest in a battery storage facility with storage capacity of 230 MW. In December 2022, subsidiaries of NextEra Energy Resources sold (i) a 49% controlling ownership interest in three wind generation facilities and one solar plus battery facility with a total generating capacity of 1,437 MW and 65 MW of battery storage capacity, two of which facilities were under construction and achieved commercial operations in 2023, and (ii) their 100% ownership interest in three wind generation facilities with a total generating capacity of 347 MW to a NEP subsidiary. See Note 1 – Disposal of Businesses/Assets and Sale of Noncontrolling Ownership Interests.

In March 2023, a wholly owned subsidiary of NextEra Energy Resources acquired a portfolio of renewable energy projects as well as the related service provider. See Note 6 – RNG Acquisition. In June 2023, subsidiaries of NextEra Energy Resources sold to a NEP subsidiary their 100% ownership interests in five wind generation facilities and three solar generation facilities with a total generating capacity of 688 MW. In November 2023, FPL sold its ownership interests in FCG. See Note 1 – Disposal of Businesses/Assets and Sale of Noncontrolling Ownership Interests.

NEE's effective income tax rate for 2023 and 2022 was approximately 14% and 15%, respectively. The rates for both years reflect the impact of renewable energy tax credits. See Note 5. In August 2022, the IRA was enacted which significantly expanded tax incentives for clean energy (see Item 1. Business – NEER – Clean Energy and Other Operations – Clean Energy – Policy Incentives for Renewable Energy Projects).

FPL: Results of Operations

FPL obtains its operating revenues primarily from the sale of electricity to retail customers at rates established by the FPSC through base rates and cost recovery clause mechanisms. FPL's net income for 2023 and 2022 was \$4,552 million and \$3,701 million, respectively, representing an increase of \$851 million. The increase was primarily driven by higher earnings from investments in plant in service and other property and the gain on sale of FPL's ownership interest in the FCG business. Such investments grew FPL's average rate base by approximately \$6.9 billion in 2023 and reflect, among other things, solar generation additions, ongoing transmission and distribution additions, and the addition of the 1,246 MW Dania Beach Clean Energy Center which was placed in service on May 31, 2022.

During 2023, the FPSC approved FPL's request to begin recovering eligible storm costs of approximately \$1.3 billion, primarily related to surcharges for Hurricanes Ian and Nicole which impacted FPL's service area in 2022. FPL implemented an interim storm restoration charge in April 2023 for eligible storm restoration costs. See Note 1 – Storm Funds, Storm Reserves and Storm Cost Recovery.

The use of reserve amortization is permitted by the 2021 rate agreement. See Item 1. Business – FPL – FPL Regulation – FPL Electric Rate Regulation – Base Rates – Base Rates Effective January 2022 through December 2025 for additional information on the 2021 rate agreement. In order to earn a targeted regulatory ROE, subject to limitations associated with the 2021 rate agreement, reserve amortization is calculated using a trailing thirteen-month average of retail rate base and capital structure in conjunction with the trailing twelve months regulatory retail base net operating income, which primarily includes the retail base portion of base and other revenues, net of O&M, depreciation and amortization, interest and tax expenses. In general, the net impact of these income statement line items must be adjusted, in part, by reserve amortization to earn the targeted regulatory ROE. In certain periods, reserve amortization is reversed so as not to exceed the targeted regulatory ROE. The drivers of FPL's net income not reflected in the reserve amortization calculation typically include wholesale and transmission service revenues and expenses, cost recovery clause revenues and expenses, AFUDC – equity and revenue and costs not recoverable from retail customers. FPL recorded reserve amortization of approximately \$227 million in 2023 and a one-time reserve amortization adjustment of \$114 million in 2022. See Depreciation and Amortization Expense below. FPL's regulatory ROE for 2023 and 2022 was approximately 11.80% and 11.74%, respectively.

On September 28, 2023, the Florida Supreme Court ruled on the appeal of the FPSC's final order regarding FPL's 2021 rate agreement and remanded the FPSC's order back to the FPSC. See Note 1 – Base Rates Effective January 2022 through December 2025.

During 2023, operating revenues increased \$1,083 million primarily related to an increase in storm cost recovery revenues as discussed in Cost Recovery Clauses below.

Retail Base

FPL's retail base revenues for 2023 and 2022 reflect the 2021 rate agreement. Retail base revenues increased approximately \$618 million during the year ended December 31, 2023 primarily related to new retail base rates under the 2021 rate agreement. Retail revenues were also impacted by an increase of approximately 1.2% in the average number of customer accounts, partly offset by a decrease of 0.6% in the average usage per retail customer. See Note 1 – Rate Regulation.

Cost Recovery Clauses

Revenues from fuel and other cost recovery clauses and pass-through costs, such as franchise fees, revenue taxes and storm-related surcharges, are largely a pass-through of costs. Such revenues also include a return on investment allowed to be recovered through the cost recovery clauses on certain assets, primarily related to certain solar, environmental projects, storm protection plan investments and the unamortized balance of the regulatory asset associated with FPL's acquisition of certain generation facilities. See Item 1. Business – FPL – FPL Regulation – FPL Electric Rate Regulation – Cost Recovery Clauses. Under-recovery or over-recovery of cost recovery clause and other pass-through costs (deferred clause and franchise expenses and revenues can significantly affect NEE's and FPL's operating cash flows. The 2023 net decrease in under-recovery of cost recovery clauses impacting FPL's operating cash flows was approximately \$1,104 million, primarily related to lower fuel prices and recovery of fuel cost incurred in 2022, but recovered in rates in 2023.

The increase in operating revenues in 2023 reflects higher storm cost recovery revenues of approximately \$1,117 million primarily associated with Hurricanes Ian and Nicole, as discussed above. The increase in operating revenues in 2023 were partly offset by decreases in fuel cost recovery revenues of approximately \$714 million primarily as a result of lower fuel and energy prices. In 2023 and 2022, cost recovery clauses contributed approximately \$369 million and \$261 million, respectively, to FPL's net income.

Other Items Impacting FPL's Consolidated Statements of Income

Fuel, Purchase Power and Interchange Expense

Fuel, purchased power and interchange expense decreased \$927 million in 2023 primarily related to lower fuel and energy prices.

Depreciation and Amortization Expense

The major components of FPL's depreciation and amortization expense are as follows:

	Years Ended December 31,	
	2023	2022
	(millions)	
Reserve amortization recorded under the 2021 rate agreement	\$ (227)	\$ —
One-time reserve adjustment recorded under the 2021 rate agreement	—	(114)
Other depreciation and amortization recovered under base rates (excluding reserve amortization) and other	2,468	2,404
Depreciation and amortization primarily recovered under cost recovery clauses and storm-recovery cost amortization	1,548	405
Total	\$ 3,789	\$ 2,695

Depreciation expense increased \$1,094 million during 2023 primarily reflecting amortization of deferred storm costs expenses primarily associated with Hurricanes Ian and Nicole as discussed above, of approximately \$1,114 million, partly offset by the impact of reserve amortization. In 2022, FPL recorded a one-time reserve amortization adjustment of approximately \$114 million as required under the 2021 rate agreement, 50% of which was used to reduce the capital recovery regulatory asset balance and the other 50% to increase the storm reserve regulatory liability. Reserve amortization, or reversal of such amortization, reflects adjustments to accrued asset removal costs provided under the 2021 rate agreement in order to achieve the targeted regulatory ROE. Reserve amortization is recorded as either an increase or decrease to accrued asset removal costs which is reflected in noncurrent regulatory assets on NEE's and FPL's consolidated balance sheets. At December 31, 2023, approximately \$1,223 million of reserve amortization remains available under the 2021 rate agreement.

Gains on Disposal of Businesses/Assets – net

In 2023, gains on disposal of businesses/assets – net primarily relate to the sale of ownership interests in the FCG business. See Note 1 – Disposal of Businesses/Assets and Sale of Noncontrolling Ownership Interests.

Interest Expense

Interest expense increased \$346 million primarily due to higher average interest rates and higher average debt balances.

NEER: Results of Operations

NEER owns, develops, constructs, manages and operates electric generation facilities in wholesale energy markets in the U.S. and Canada and also includes assets and investments in other businesses with a clean energy focus, such as battery storage and renewable fuels. NEER also provides full energy and capacity requirements services, engages in power and fuel marketing and trading activities, owns, develops, constructs and operates rate-regulated transmission facilities and transmission lines and invests in natural gas, natural gas liquids and oil production and pipeline infrastructure assets. NEER's net income less net loss attributable to noncontrolling interests for 2023 and 2022 was \$3,558 million and \$285 million, respectively, resulting in an increase in 2023 of \$3,273 million. The primary drivers, on an after-tax basis, of the change are in the following table.

	Increase (Decrease) From Prior Period
	Year Ended December 31, 2023
	(millions)
New investments ^(a)	\$ 714
Existing clean energy ^(a)	(214)
Gas infrastructure ^(a)	(21)
Customer supply ^(b)	334
NEET ^(a)	(2)
Other, including interest expense, corporate general and administrative expenses and other investment income	(451)
Change in non-qualifying hedge activity ^(c)	2,986
Change in unrealized gains/losses on equity securities held in nuclear decommissioning funds and OTTI, net ^(c)	440
NEP investment gains, net ^(c)	(1,149)
Impairment charges related to investment in Mountain Valley Pipeline ^{(c)(d)}	636
Change in net income less net loss attributable to noncontrolling interests	\$ 3,273

- (a) Reflects after-tax project contributions, including the net effect of deferred income taxes and other benefits associated with renewable energy tax credits for wind, solar and storage projects, as applicable (see Note 1 – Income Taxes and – Noncontrolling Interests and Note 5), but excludes allocation of interest expense and corporate general and administrative expenses except for an allocated credit support charge related to guarantees issued to conduct business activities. Results from projects, pipelines and rate-regulated transmission facilities and transmission lines are included in new investments during the first twelve months of operation or ownership. Project results, including repowered wind projects, are included in existing clean energy, pipeline results are included in gas infrastructure and rate-regulated transmission facilities and transmission lines are included in NEET beginning with the thirteenth month of operation or ownership.
- (b) Excludes allocation of interest expense and corporate general and administrative expenses except for an allocated credit support charge related to guarantees issued to conduct business activities.
- (c) See Overview – Adjusted Earnings for additional information.
- (d) See Note 4 – Nonrecurring Fair Value Measurements for a discussion of the first quarter 2022 impairment charge related to the investment in Mountain Valley Pipeline.

New Investments

Results from new investments in 2023 increased primarily due to higher earnings related to new wind and solar generation and battery storage facilities that entered service during or after 2022.

Other Factors

Supplemental to the primary drivers of the changes in NEER's results discussed above, the discussion below describes changes in certain line items set forth in NEE's consolidated statements of income as they relate to NEER.

Operating Revenues

Operating revenues for 2023 increased \$5,952 million primarily due to:

- the impact of non-qualifying commodity hedges due primarily to changes in energy prices (approximately \$2,529 million of gains during 2023 compared to \$2,670 million of losses for 2022),
- net increases in revenues of \$647 million from the customer supply and gas infrastructure businesses,
- revenues from new investments of \$390 million, and
- higher revenues from NEET of \$84 million,

partly offset by,

- lower revenues from existing clean energy assets of \$371 million primarily due to lower wind revenues primarily reflecting lower wind resource.

Operating Expenses – net

Operating expenses – net for 2023 increased \$566 million primarily due to increases of \$342 million in O&M expenses and \$287 million in depreciation and amortization expenses, partly offset by decreases of \$41 million in fuel, purchased power and interchange expenses. The increases were primarily associated with growth across the NEER businesses.

Gains on Disposal of Businesses/Assets – net

In 2022, gains on disposal of businesses/assets – net primarily relate to the sale of ownership interests in wind, solar and battery

storage projects to NEP and the resolution of a contingency related to the December 2021 sale of ownership interests in wind and solar projects. See Note 1 – Disposal of Businesses/Assets and Sale of Noncontrolling Ownership Interests.

Interest Expense

NEER's interest expense for 2023 increased \$1,001 million primarily reflecting approximately \$617 million of unfavorable impacts related to changes in the fair value of interest rate derivative instruments as well as higher interest expense primarily due to higher average interest rates and higher average debt balances.

Equity in Earnings (Losses) of Equity Method Investees

NEER recognized \$649 million of equity in losses of equity method investees in 2023 compared to \$202 million of equity in earnings of equity method investees for the prior year. The decrease in 2023 primarily reflects an impairment charge of approximately \$1.2 billion (\$0.9 billion after tax) related to the investment in NEP and a decrease in equity in earnings (losses) of NEP recorded in 2023 primarily due to unfavorable impacts related to changes in the fair value of interest rate derivative instruments, partly offset by the absence of impairment charges of approximately \$0.8 billion (\$0.6 billion after tax) related to the investment in Mountain Valley Pipeline recorded in the first quarter of 2022 (see Note 4 – Nonrecurring Fair Value Measurements).

Change in Unrealized Gains (Losses) on Equity Securities Held in NEER's Nuclear Decommissioning Funds – net

In 2023, the changes in the fair value of equity securities in NEER's nuclear decommissioning funds related to favorable market conditions in 2023 compared to unfavorable market conditions in the prior year.

Income Taxes

NEER's effective income tax rate for 2023 and 2022 was approximately 7% and 39%, respectively, and is primarily based on the composition of pretax income in 2023 and pretax loss in 2022 as well as the impact of renewable energy tax credits. PTCs from wind and solar projects and ITCs from solar, battery storage and certain wind projects are included in NEER's earnings. PTCs are recognized as wind and solar energy is generated and sold based on a per kWh rate prescribed in applicable federal and state statutes. See Note 1 – Income Taxes for a discussion of renewable energy tax credits, Note 5 and Note 16.

Corporate and Other: Results of Operations

Corporate and Other is primarily comprised of the operating results of other business activities, as well as corporate interest income and expenses. Corporate and Other allocates a portion of NEECH's corporate interest expense to NextEra Energy Resources. Interest expense is allocated based on a deemed capital structure of 70% debt and differential membership interests sold by NextEra Energy Resources' subsidiaries.

Corporate and Other's results decreased \$961 million during 2023 primarily due to unfavorable after-tax impacts of approximately \$793 million, as compared to the prior year, related to non-qualifying hedge activity as a result of changes in the fair value of interest rate derivative instruments as well as higher average interest rates and higher average debt balances.

LIQUIDITY AND CAPITAL RESOURCES

NEE and its subsidiaries require funds to support and grow their businesses. These funds are used for, among other things, working capital (see Note 1 – Storm Funds, Storm Reserves and Storm Cost Recovery), capital expenditures (see Note 15 – Commitments), investments in or acquisitions of assets and businesses (see Note 6), payment of maturing debt and related derivative obligations (see Note 13 and Note 3) and, from time to time, redemption or repurchase of outstanding debt or equity securities. It is anticipated that these requirements will be satisfied through a combination of cash flows from operations, short- and long-term borrowings, the issuance of short- and long-term debt (see Note 13) and, from time to time, equity securities, proceeds from differential membership investors, the sale of renewable energy tax credits (see Note 1 – Income Taxes) and sales of assets to NEP or third parties (see Note 1 – Disposal of Businesses/Assets and Sale of Noncontrolling Ownership Interests), consistent with NEE's and FPL's objective of maintaining, on a long-term basis, a capital structure that will support a strong investment grade credit rating. NEE, FPL and NEECH rely on access to credit and capital markets as significant sources of liquidity for capital requirements and other operations that are not satisfied by operating cash flows. The inability of NEE, FPL and NEECH to maintain their current credit ratings could affect their ability to raise short- and long-term capital, their cost of capital and the execution of their respective financing strategies, and could require the posting of additional collateral under certain agreements.

In October 2015, NEE authorized a program to purchase, from time to time, up to \$150 million of common units representing limited partner interests in NEP. Under the program, purchases may be made in amounts, at prices and at such times as NEE or its subsidiaries deem appropriate, all subject to market conditions and other considerations. The purchases may be made in the open market or in privately negotiated transactions. Any purchases will be made in such quantities, at such prices, in such manner and on such terms and conditions as determined by NEE or its subsidiaries in their discretion, based on factors such as market and business conditions, applicable legal requirements and other factors. The common unit purchase program does not require NEE to acquire any specific number of common units and may be modified or terminated by NEE at any time. The purpose of the program is not to cause NEP's common units to be delisted from the New York Stock Exchange or to cause the common units to be deregistered with the SEC. As of December 31, 2023, the dollar value of units that may yet be purchased by NEE under this program was \$114 million. At December 31, 2023, NEE owned a noncontrolling general partner interest in NEP and beneficially owned approximately 52.6% of NEP's voting power.

Cash Flows

NEE's sources and uses of cash for 2023, 2022 and 2021 were as follows:

	Years Ended December 31,		
	2023	2022	2021
	(millions)		
Sources of cash:			
Cash flows from operating activities	\$ 11,301	\$ 8,262	\$ 7,553
Issuances of long-term debt, including premiums and discounts	13,857	13,856	16,683
Proceeds from differential membership investors	2,745	4,158	2,779
Proceeds from the sale of Florida City Gas business	924	—	—
Sale of independent power and other investments of NEER	1,883	1,564	2,761
Issuances of common stock/equity units – net	4,514	1,460	14
Net increase in commercial paper and other short-term debt	2,308	957	—
Payments from related parties under a cash sweep and credit support agreement – net	1,213	240	47
Proceeds from sale of noncontrolling interests	—	—	65
Other sources – net	—	89	40
Total sources of cash	<u>38,745</u>	<u>30,586</u>	<u>29,942</u>
Uses of cash:			
Capital expenditures, independent power and other investments and nuclear fuel purchases	(25,113)	(19,283)	(16,077)
Retirements of long-term debt	(7,978)	(4,525)	(9,594)
Net decrease in commercial paper and other short-term debt	—	—	(426)
Dividends on common stock	(3,782)	(3,352)	(3,024)
Other uses – net	(1,889)	(1,294)	(1,052)
Total uses of cash	<u>(38,762)</u>	<u>(28,454)</u>	<u>(30,173)</u>
Effects of currency translation on cash, cash equivalents and restricted cash	(4)	(7)	1
Net increase (decrease) in cash, cash equivalents and restricted cash	<u>\$ (21)</u>	<u>\$ 2,125</u>	<u>\$ (230)</u>

For significant financing activity that occurred subsequent to December 31, 2023, see Note 13.

NEE's primary capital requirements are for expanding and enhancing FPL's electric system and generation facilities to continue to provide reliable service to meet customer electricity demands and for funding NEER's investments in independent power and other projects. See Note 15 – Commitments for estimated capital expenditures in 2024 through 2028.

The following table provides a summary of capital investments for 2023, 2022 and 2021.

	Years Ended December 31,		
	2023	2022	2021
	(millions)		
FPL:			
Generation:			
New	\$ 3,163	\$ 2,079	\$ 1,046
Existing	1,441	1,804	1,531
Transmission and distribution	4,292	4,553	4,495
Nuclear fuel	98	118	159
General and other	688	581	878
Other, primarily change in accrued property additions and exclusion of AFUDC – equity	(282)	50	(539)
Total	<u>9,400</u>	<u>9,185</u>	<u>7,570</u>
NEER:			
Wind	4,793	3,481	3,777
Solar (includes solar plus battery storage projects)	4,980	2,869	2,011
Other clean energy	2,781	827	332
Nuclear (includes nuclear fuel)	228	214	241
Natural gas pipelines	524	236	229
Other gas infrastructure	1,575	1,215	669
Rate-regulated transmission (2021 includes an acquisition, see Note 6 – Gridliance)	317	431	980
Other	454	372	124
Total	<u>15,652</u>	<u>9,645</u>	<u>8,363</u>
Corporate and Other	61	453	144
Total capital expenditures, independent power and other investments and nuclear fuel purchases	<u>\$ 25,113</u>	<u>\$ 19,283</u>	<u>\$ 16,077</u>

Liquidity

At December 31, 2023, NEE's total net available liquidity was approximately \$12.2 billion. The table below provides the components of FPL's and NEECH's net available liquidity at December 31, 2023.

	FPL	NEECH	Total	Maturity Date	
				FPL	NEECH
		(millions)			
Syndicated revolving credit facilities ^(a)	\$ 3,420	\$ 10,739	\$ 14,159	2025 – 2028	2024 – 2028
Issued letters of credit	(3)	(593)	(596)		
	<u>3,417</u>	<u>10,146</u>	<u>13,563</u>		
Bilateral revolving credit facilities ^(b)	580	1,350	1,930	2024 – 2025	2024 – 2026
Borrowings ^(b)	(255)	—	(255)		
	<u>325</u>	<u>1,350</u>	<u>1,675</u>		
Letter of credit facilities ^(c)	—	3,530	3,530		2024 – 2026
Issued letters of credit	—	(2,797)	(2,797)		
	<u>—</u>	<u>733</u>	<u>733</u>		
Subtotal	3,742	12,229	15,971		
Cash and cash equivalents	57	2,631	2,688		
Commercial paper and other short-term borrowings outstanding	(2,629)	(2,276)	(4,905)		
Amounts due to related parties under the CSCS agreement (see Note 8)	—	(1,511)	(1,511)		
Net available liquidity	<u>\$ 1,170</u>	<u>\$ 11,073</u>	<u>\$ 12,243</u>		

- (a) Provide for the funding of loans up to the amount of the credit facility and the issuance of letters of credit up to \$3,200 million (\$450 million for FPL and \$2,750 million for NEECH). The entire amount of the credit facilities is available for general corporate purposes and to provide additional liquidity in the event of a loss to the companies' or their subsidiaries' operating facilities (including, in the case of FPL, a transmission and distribution property loss). FPL's syndicated revolving credit facilities are also available to support the purchase of \$1,319 million of pollution control, solid waste disposal and industrial development revenue bonds in the event they are tendered by individual bondholders and not remarketed prior to maturity as well as the repayment of approximately \$1,812 million of floating rate notes in the event an individual noteholder requires repayment at specified dates prior to maturity. As of December 31, 2023, approximately \$3,311 million of NEECH's syndicated revolving credit facilities expire over the next 12 months.
- (b) Only available for the funding of loans. As of December 31, 2023, approximately \$205 million of FPL's and \$650 million of NEECH's bilateral revolving credit facilities expire over the next 12 months. See Note 13 regarding increases in capacity and borrowings subsequent to December 31, 2023.
- (c) Only available for the issuance of letters of credit. As of December 31, 2023, approximately \$500 million of the letter of credit facilities expire over the next 12 months.

Approximately 71 banks, located globally, participate in FPL's and NEECH's revolving credit facilities, with no one bank providing more than 5% of the combined revolving credit facilities. Pursuant to a 1998 guarantee agreement, NEE guarantees the payment of NEECH's debt obligations under its revolving credit facilities. In order for FPL or NEECH to borrow or to have letters of credit issued under the terms of their respective revolving credit facilities and, also for NEECH, its letter of credit facilities, FPL, in the case of FPL, and NEE, in the case of NEECH, are required, among other things, to maintain a ratio of funded debt to total capitalization that does not exceed a stated ratio. The FPL and NEECH revolving credit facilities also contain default and related acceleration provisions relating to, among other things, failure of FPL and NEE, as the case may be, to maintain the respective ratio of funded debt to total capitalization at or below the specified ratio. At December 31, 2023, each of NEE and FPL was in compliance with its required ratio.

Capital Support

Guarantees, Letters of Credit, Surety Bonds and Indemnifications (Guarantee Arrangements)

Certain subsidiaries of NEE issue guarantees and obtain letters of credit and surety bonds, as well as provide indemnities, to facilitate commercial transactions with third parties and financings. Substantially all of the guarantee arrangements are on behalf of NEE's consolidated subsidiaries, as discussed in more detail below. See Note 8 regarding guarantees of obligations on behalf of NEP subsidiaries. NEE is not required to recognize liabilities associated with guarantee arrangements issued on behalf of its consolidated subsidiaries unless it becomes probable that they will be required to perform. At December 31, 2023, NEE believes that there is no material exposure related to these guarantee arrangements.

NEE subsidiaries issue guarantees related to equity contribution agreements and engineering, procurement and construction agreements, associated with the development, construction and financing of certain power generation facilities (see Note 1 - Structured Payables) and a natural gas pipeline project under construction, as well as a related natural gas transportation agreement. Commitments associated with these activities are included and/or disclosed in the contracts table in Note 15.

In addition, at December 31, 2023, NEE subsidiaries had approximately \$6.1 billion in guarantees related to obligations under PPAs and acquisition agreements, nuclear-related activities, payment obligations related to PTCs, support for NEER's retail electricity provider activities, as well as other types of contractual obligations (see Note 15 – Commitments).

In some instances, subsidiaries of NEE elect to issue guarantees instead of posting other forms of collateral required under certain financing arrangements, as well as for other project-level cash management activities. At December 31, 2023, these guarantees totaled approximately \$1.2 billion and support, among other things, cash management activities, including those related to debt service and operations and maintenance service agreements, as well as other specific project financing requirements.

Subsidiaries of NEE also issue guarantees to support customer supply and proprietary power and gas trading activities, including the buying and selling of wholesale energy commodities. At December 31, 2023, the estimated mark-to-market exposure (the total amount that these subsidiaries of NEE could be required to fund based on energy commodity market prices at December 31, 2023) plus contract settlement net payables, net of collateral posted for obligations under these guarantees totaled approximately \$1.8 billion.

At December 31, 2023, subsidiaries of NEE also had approximately \$5.1 billion of standby letters of credit and approximately \$1.6 billion of surety bonds to support certain of the commercial activities discussed above. FPL's and NEECH's credit facilities are available to support substantially all of the standby letters of credit.

In addition, as part of contract negotiations in the normal course of business, certain subsidiaries of NEE have agreed and in the future may agree to make payments to compensate or indemnify other parties, including those associated with asset divestitures, for possible unfavorable financial consequences resulting from specified events. The specified events may include, but are not limited to, an adverse judgment in a lawsuit, or the imposition of additional taxes due to a change in tax law or interpretations of the tax law. NEE is unable to estimate the maximum potential amount of future payments by its subsidiaries under some of these contracts because events that would obligate them to make payments have not occurred or, if any such event has occurred, they have not been notified of its occurrence.

NEECH, a 100% owned subsidiary of NEE, provides funding for, and holds ownership interests in, NEE's operating subsidiaries other than FPL. NEE has fully and unconditionally guaranteed certain payment obligations of NEECH, including most of its debt and all of its debentures registered pursuant to the Securities Act of 1933 and commercial paper issuances, as well as most of its payment guarantees and indemnifications, and NEECH has guaranteed certain debt and other obligations of subsidiaries within the NEER segment. Certain guarantee arrangements described above contain requirements for NEECH and FPL to maintain a specified credit rating. For a discussion of credit rating downgrade triggers, see Credit Ratings below.

NEE fully and unconditionally guarantees NEECH debentures pursuant to a guarantee agreement, dated as of June 1, 1999 (1999 guarantee) and NEECH junior subordinated debentures pursuant to an indenture, dated as of September 1, 2006 (2006 guarantee). The 1999 guarantee is an unsecured obligation of NEE and ranks equally and ratably with all other unsecured and unsubordinated indebtedness of NEE. The 2006 guarantee is unsecured and subordinate and junior in right of payment to NEE senior indebtedness (as defined therein). No payment on those junior subordinated debentures may be made under the 2006 guarantee until all NEE senior indebtedness has been paid in full in certain circumstances. NEE's and NEECH's ability to meet their financial obligations are primarily dependent on their subsidiaries' net income, cash flows and their ability to pay upstream dividends or to repay funds to NEE and NEECH. The dividend-paying ability of some of the subsidiaries is limited by contractual restrictions which are contained in outstanding financing agreements.

Summarized financial information of NEE and NEECH is as follows:

	Year Ended December 31, 2023		
	Issuer/ Guarantor Combined^(a)	NEECH Consolidated^(b)	NEE Consolidated^(b)
	(millions)		
Operating revenues	\$ (20)	\$ 9,878	\$ 28,114
Operating income (loss)	\$ (359)	\$ 3,918	\$ 10,237
Net income (loss)	\$ (867)	\$ 1,736	\$ 6,282
Net income (loss) attributable to NEE/NEECH	\$ (867)	\$ 2,764	\$ 7,310

	December 31, 2023		
	Issuer/ Guarantor Combined^(a)	NEECH Consolidated^(b)	NEE Consolidated^(b)
	(millions)		
Total current assets	\$ 1,860	\$ 10,559	\$ 15,361
Total noncurrent assets	\$ 2,491	\$ 76,550	\$ 162,128
Total current liabilities	\$ 6,709	\$ 20,192	\$ 27,963
Total noncurrent liabilities	\$ 28,874	\$ 47,940	\$ 90,502
Redeemable noncontrolling interests	\$ —	\$ 1,256	\$ 1,256
Noncontrolling interests	\$ —	\$ 10,300	\$ 10,300

(a) Excludes intercompany transactions, and investments in, and equity in earnings of, subsidiaries.

(b) Information has been prepared on the same basis of accounting as NEE's consolidated financial statements.

Shelf Registration

In March 2021, NEE, NEECH and FPL filed a shelf registration statement with the SEC for an unspecified amount of securities, which became effective upon filing. The amount of securities issuable by the companies is established from time to time by their respective boards of directors. Securities that may be issued under the registration statement include, depending on the registrant, senior debt securities, subordinated debt securities, junior subordinated debentures, first mortgage bonds, common stock, preferred stock, depositary shares, stock purchase contracts, stock purchase units, warrants and guarantees related to certain of those securities.

Credit Ratings

NEE's liquidity, ability to access credit and capital markets, cost of borrowings and collateral posting requirements under certain agreements is dependent on its and its subsidiaries credit ratings. At February 16, 2024, Moody's Investors Service, Inc. (Moody's), S&P Global Ratings (S&P) and Fitch Ratings, Inc. (Fitch) had assigned the following credit ratings to NEE, FPL and NEECH:

	Moody's ^(a)	S&P ^(a)	Fitch ^(a)
NEE:^(b)			
Corporate credit rating	Baa1	A-	A-
FPL:^(b)			
Corporate credit rating	A1	A	A
First mortgage bonds	Aa2	A+	AA-
Senior unsecured notes	A1	A	A+
Pollution control, solid waste disposal and industrial development revenue bonds ^(c)	VMIG-1/P-1	A-1	F1
Commercial paper	P-1	A-1	F1
NEECH:^(b)			
Corporate credit rating	Baa1	A-	A-
Debentures	Baa1	BBB+	A-
Junior subordinated debentures	Baa2	BBB	BBB
Commercial paper	P-2	A-2	F2

(a) A security rating is not a recommendation to buy, sell or hold securities and should be evaluated independently of any other rating. The rating is subject to revision or withdrawal at any time by the assigning rating organization.

(b) The outlook indicated by each of Moody's, S&P and Fitch is stable.

(c) Short-term ratings are presented as all bonds outstanding are currently paying a short-term interest rate. At FPL's election, a portion or all of the bonds may be adjusted to a long-term interest rate.

NEE and its subsidiaries have no credit rating downgrade triggers that would accelerate the maturity dates of outstanding debt. A change in ratings is not an event of default under applicable debt instruments, and while there are conditions to drawing on the credit facilities noted above, the maintenance of a specific minimum credit rating is not a condition to drawing on these credit facilities.

Commitment fees and interest rates on loans under these credit facilities' agreements are tied to credit ratings. A ratings downgrade also could reduce the accessibility and increase the cost of commercial paper and other short-term debt issuances and borrowings and additional or replacement credit facilities. In addition, a ratings downgrade could result in, among other things, the requirement that NEE subsidiaries post collateral under certain agreements and guarantee arrangements, including, but not limited to, those related to fuel procurement, power sales and purchases, nuclear decommissioning funding, debt-related reserves and trading activities. FPL's and NEECH's credit facilities are available to support these potential requirements.

Covenants

NEE's charter does not limit the dividends that may be paid on its common stock. As a practical matter, the ability of NEE to pay dividends on its common stock is dependent upon, among other things, dividends paid to it by its subsidiaries. For example, FPL pays dividends to NEE in a manner consistent with FPL's long-term targeted capital structure. However, the mortgage securing FPL's first mortgage bonds contains provisions which, under certain conditions, restrict the payment of dividends to NEE and the issuance of additional first mortgage bonds. Additionally, in some circumstances, the mortgage restricts the amount of retained earnings that FPL can use to pay cash dividends on its common stock. The restricted amount may change based on factors set out in the mortgage. Other than this restriction on the payment of common stock dividends, the mortgage does not restrict FPL's use of retained earnings. At December 31, 2023, no retained earnings were restricted by these provisions of the mortgage and, in light of FPL's current financial condition and level of earnings, management does not expect that planned financing activities or dividends would be affected by these limitations.

FPL may issue first mortgage bonds under its mortgage subject to its meeting an adjusted net earnings test set forth in the mortgage, which generally requires adjusted net earnings to be at least twice the annual interest requirements on, or at least 10% of the aggregate principal amount of, FPL's first mortgage bonds including those to be issued and all indebtedness of FPL that ranks prior or equal to the first mortgage bonds. At December 31, 2023, coverage for the 12 months ended December 31, 2023 would have been approximately 9.6 times the annual interest requirements and approximately 4.1 times the aggregate principal requirements. New first mortgage bonds are also limited to an amount equal to the sum of 60% of unfunded property additions after adjustments to offset property retirements, the amount of retired first mortgage bonds or qualified lien bonds and the amount of cash on deposit with the mortgage trustee. At December 31, 2023, FPL could have issued in excess of \$34 billion of additional first mortgage bonds based on the unfunded property additions and retired first mortgage bonds. At December 31, 2023, no cash was deposited with the mortgage trustee for these purposes.

In September 2006, NEE and NEECH executed a Replacement Capital Covenant (as amended, September 2006 RCC) in connection with NEECH's offering of \$350 million principal amount of Series B Enhanced Junior Subordinated Debentures due 2066 (Series B junior subordinated debentures). The September 2006 RCC is for the benefit of persons that buy, hold or sell a specified series of long-term indebtedness (covered debt) of NEECH (other than the Series B junior subordinated debentures) or, in certain cases, of NEE. NEECH's 3.50% Debentures, Series due April 1, 2029 have been designated as the covered debt under the September 2006 RCC. The September 2006 RCC provides that NEECH may redeem, and NEE or NEECH may purchase, any Series B junior subordinated debentures on or before October 1, 2036, only to the extent that the redemption or purchase price does not exceed a specified amount of proceeds from the sale of qualifying securities, subject to certain limitations described in the September 2006 RCC. Qualifying securities are securities that have equity-like characteristics that are the same as, or more equity-like than, the Series B junior subordinated debentures at the time of redemption or purchase, which are sold within 365 days prior to the date of the redemption or repurchase of the Series B junior subordinated debentures.

In June 2007, NEE and NEECH executed a Replacement Capital Covenant (as amended, June 2007 RCC) in connection with NEECH's offering of \$400 million principal amount of its Series C Junior Subordinated Debentures due 2067 (Series C junior subordinated debentures). The June 2007 RCC is for the benefit of persons that buy, hold or sell a specified series of covered debt of NEECH (other than the Series C junior subordinated debentures) or, in certain cases, of NEE. NEECH's 3.50% Debentures, Series due April 1, 2029 have been designated as the covered debt under the June 2007 RCC. The June 2007 RCC provides that NEECH may redeem or purchase, or satisfy, discharge or defease (collectively, defease), and NEE and any majority-owned subsidiary of NEE or NEECH may purchase, any Series C junior subordinated debentures on or before June 15, 2037, only to the extent that the principal amount defeased or the applicable redemption or purchase price does not exceed a specified amount raised from the issuance, during the 365 days prior to the date of that redemption, purchase or defeasance, of qualifying securities that have equity-like characteristics that are the same as, or more equity-like than, the applicable characteristics of the Series C junior subordinated debentures at the time of redemption, purchase or defeasance, subject to certain limitations described in the June 2007 RCC.

CRITICAL ACCOUNTING POLICIES AND ESTIMATES

NEE's significant accounting policies are described in Note 1 to the consolidated financial statements, which were prepared under GAAP. Critical accounting policies are those that NEE believes are both most important to the portrayal of its financial condition and results of operations, and require complex, subjective judgments, often as a result of the need to make estimates and assumptions about the effect of matters that are inherently uncertain. Judgments and uncertainties affecting the application of those policies may result in materially different amounts being reported under different conditions or using different assumptions.

NEE considers the following policies to be the most critical in understanding the judgments that are involved in preparing its consolidated financial statements:

Accounting for Derivatives and Hedging Activities

NEE uses derivative instruments (primarily swaps, options, futures and forwards) to manage the physical and financial risks inherent in the purchase and sale of fuel and electricity, as well as interest rate and foreign currency exchange rate risk associated primarily with outstanding and expected future debt issuances and borrowings. In addition, NEE, through NEER, uses derivatives to optimize the value of its power generation and gas infrastructure assets and engages in power and fuel marketing and trading activities to take advantage of expected future favorable price movements.

Nature of Accounting Estimates

Accounting pronouncements require the use of fair value accounting if certain conditions are met, which may require significant judgment to measure the fair value of assets and liabilities. This applies not only to traditional financial derivative instruments, but to any contract having the accounting characteristics of a derivative. As a result, significant judgment must be used in applying derivatives accounting guidance to contracts. In the event changes in interpretation occur, it is possible that contracts that currently are excluded from derivatives accounting rules would have to be recorded on the balance sheet at fair value, with changes in the fair value recorded in the statement of income.

Assumptions and Accounting Approach

Derivative instruments, when required to be marked to market, are recorded on the balance sheet at fair value using a combination of market and income approaches. Fair values for some of the longer-term contracts where liquid markets are not available are derived through the use of industry-standard valuation techniques, such as internally developed models which estimate the fair value of a contract by calculating the present value of the difference between the contract price and the forward prices. Forward prices represent the price at which a buyer or seller could contract today to purchase or sell a commodity at a future date. The near-term forward market for electricity is generally liquid and therefore the prices in the early years of the forward curves reflect observable market quotes. However, in the later years, the market is much less liquid and forward price curves must be developed using factors including the forward prices for the commodities used as fuel to generate electricity, the expected system heat rate (which measures the efficiency of power plants in converting fuel to electricity) in the region where the

purchase or sale takes place, and a fundamental forecast of expected spot prices based on modeled supply and demand in the region. NEE estimates the fair value of interest rate and foreign currency derivatives using an income approach based on a discounted cash flows valuation technique utilizing the net amount of estimated future cash inflows and outflows related to the derivative agreements. The assumptions in these models are critical since any changes therein could have a significant impact on the fair value of the derivative.

At FPL, substantially all changes in the fair value of energy derivative transactions are deferred as a regulatory asset or liability until the contracts are settled, and, upon settlement, any gains or losses are passed through the fuel clause. See Note 3.

In NEE's non-rate regulated operations, predominantly NextEra Energy Resources, essentially all changes in the derivatives' fair value for power purchases and sales, fuel sales and trading activities are recognized on a net basis in operating revenues and the equity method investees' related activity is recognized in equity in earnings (losses) of equity method investees in NEE's consolidated statements of income.

For interest rate and foreign currency derivative instruments, all changes in the derivatives' fair value are recognized in interest expense and the equity method investees' related activity is recognized in equity in earnings (losses) of equity method investees in NEE's consolidated statements of income. NEE estimates the fair value of these derivatives using an income approach based on a discounted cash flows valuation technique utilizing observable inputs.

Certain derivative transactions at NEER are entered into as economic hedges but the transactions do not meet the requirements for hedge accounting, hedge accounting treatment is not elected or hedge accounting has been discontinued. Changes in the fair value of those transactions are marked to market and reported in the consolidated statements of income, resulting in earnings volatility. These changes in fair value are reflected in the non-qualifying hedge category in computing adjusted earnings and could be significant to NEER's results because the economic offset to the positions are not marked to market. As a consequence, NEE's net income reflects only the movement in one part of economically-linked transactions. For example, a gain (loss) in the non-qualifying hedge category for certain energy derivatives is offset by decreases (increases) in the fair value of related physical asset positions in the portfolio or contracts, which are not marked to market under GAAP. For this reason, NEE's management views results expressed excluding the unrealized mark-to-market impact of the non-qualifying hedges as a meaningful measure of current period performance. For additional information regarding derivative instruments, see Note 3, Overview and Energy Marketing and Trading and Market Risk Sensitivity.

Accounting for Pension Benefits

NEE sponsors a qualified noncontributory defined benefit pension plan for substantially all employees of NEE and its subsidiaries. Management believes that, based on actuarial assumptions and the well-funded status of the pension plan, NEE will not be required to make any cash contributions to the qualified pension plan in the near future. The qualified pension plan has a fully funded trust dedicated to providing benefits under the plan. NEE allocates net periodic income associated with the pension plan to its subsidiaries annually using specific criteria.

Nature of Accounting Estimates

For the pension plan, the benefit obligation is the actuarial present value, as of the December 31 measurement date, of all benefits attributed by the pension benefit formula to employee service rendered to that date. The amount of benefit to be paid depends on a number of future events incorporated into the pension benefit formula, including an estimate of the average remaining life of employees/survivors as well as the average years of service rendered. The projected benefit obligation is measured based on assumptions concerning future interest rates and future employee compensation levels. NEE derives pension income from actuarial calculations based on the plan's provisions and various management assumptions including discount rate, rate of increase in compensation levels and expected long-term rate of return on plan assets.

Assumptions and Accounting Approach

Accounting guidance requires recognition of the funded status of the pension plan in the balance sheet, with changes in the funded status recognized in other comprehensive income within shareholders' equity in the year in which the changes occur. Since NEE is the plan sponsor, and its subsidiaries do not have separate rights to the plan assets or direct obligations to their employees, this accounting guidance is reflected at NEE and not allocated to the subsidiaries. The portion of previously unrecognized actuarial gains and losses and prior service costs or credits that are estimated to be allocable to FPL as net periodic (income) cost in future periods and that otherwise would be recorded in accumulated other comprehensive income are classified as regulatory assets and liabilities at NEE in accordance with regulatory treatment.

Net periodic pension income is calculated using a number of actuarial assumptions. Those assumptions for the years ended December 31, 2023, 2022 and 2021 include:

	2023	2022	2021
Discount rate	5.05 %	2.87 %	2.53 %
Salary increase	4.90 %	4.90 %	4.40 %
Expected long-term rate of return, net of investment management fees	8.00 %	7.35 %	7.35 %
Weighted-average interest crediting rate	3.82 %	3.79 %	3.82 %

In developing these assumptions, NEE evaluated input, including other qualitative and quantitative factors, from its actuaries and consultants, as well as information available in the marketplace. Discount rates are established using the full yield curve approach. In addition, for the expected long-term rate of return on pension plan assets, NEE considered different models, capital market return assumptions and historical returns for a portfolio with an equity/bond asset mix similar to its pension fund, as well as its pension fund's historical compounded returns. NEE will continue to evaluate all of its actuarial assumptions, including its expected rate of return, at least annually, and will adjust them as appropriate.

NEE utilizes in its determination of pension income a market-related valuation of plan assets. This market-related valuation reduces year-to-year volatility and recognizes investment gains or losses over a five-year period following the year in which they occur. Investment gains or losses for this purpose are the difference between the expected return calculated using the market-related value of plan assets and the actual return realized on those plan assets. Since the market-related value of plan assets recognizes gains or losses over a five-year period, the future value of plan assets will be affected as previously deferred gains or losses are recognized. Such gains and losses together with other differences between actual results and the estimates used in the actuarial valuations are deferred and recognized in determining pension income only to the extent they exceed 10% of the greater of projected benefit obligations or the market-related value of plan assets.

The following table illustrates the effect on net periodic pension income of changing the critical actuarial assumptions discussed above, while holding all other assumptions constant:

	Change in Assumption	Increase (Decrease) in 2023 Net Periodic Pension Income	
		NEE	FPL
(millions)			
Expected long-term rate of return	0.5%	\$ 25	\$ 16
Discount rate	(0.5)%	\$ 1	\$ 1
Salary increase	0.5%	\$ (2)	\$ (1)

NEE also utilizes actuarial assumptions about mortality to help estimate obligations of the pension plan. NEE has adopted the latest revised mortality tables and mortality improvement scales released by the Society of Actuaries, which did not have a material impact on the pension plan's obligation.

See Note 12.

Carrying Value of Long-Lived Assets

NEE evaluates long-lived assets for impairment when events or changes in circumstances indicate that the carrying amount may not be recoverable.

Nature of Accounting Estimates

The amount of future net cash flows, the timing of the cash flows and the determination of an appropriate interest rate all involve estimates and judgments about future events. In particular, the aggregate amount of cash flows determines whether an impairment exists, and the timing of the cash flows is critical in determining fair value. Because each assessment is based on the facts and circumstances associated with each long-lived asset, the effects of changes in assumptions cannot be generalized.

Assumptions and Accounting Approach

An impairment loss is required to be recognized if the carrying value of the asset exceeds the undiscounted future net cash flows associated with that asset. The impairment loss to be recognized is the amount by which the carrying value of the long-lived asset exceeds the asset's fair value. In most instances, the fair value is determined by discounting estimated future cash flows using an appropriate interest rate.

Carrying Value of Equity Method Investments

NEE tests its equity method investments for impairment whenever events or changes in circumstances indicate that the fair value of the investment is less than the carrying value.

Nature of Accounting Estimates

Indicators of impairment may include, but are not limited to, a series of operating losses of an investee, the absence of an ability to recover the carrying amount of the investment, the inability of the investee to sustain an earnings capacity and a current fair value of an investment that may be less than its carrying value. If indicators of impairment exist, an estimate of the investment's fair value will be calculated. Approaches for estimating fair value include, among others, an income approach using a probability-weighted discounted cash flows model, a market approach using an earnings before interest, taxes, depreciation and amortization (EBITDA) multiple model, and a market observable transaction. The probability assigned to each scenario as well as the cash flows and EBITDA multiple identified are critical in determining fair value.

Assumptions and Accounting Approach

An impairment loss is required to be recognized if the impairment is deemed to be other than temporary. Assessment of whether an investment is other than temporarily impaired involves, among other factors, consideration of the length of time that the fair value is below the carrying value, current expected performance relative to the expected performance when the investment was initially made, performance relative to peers, industry performance relative to the economy, credit rating, regulatory actions and legal and permitting challenges. If management is unable to reasonably assert that an impairment is temporary or believes that there will not be full recovery of the carrying value of its investment, then the impairment is considered to be other than temporary. Investments that are other than temporarily impaired are written down to their estimated fair value and cannot subsequently be written back up for increases in estimated fair value. Impairment losses are recorded in equity in earnings (losses) of equity method investees in NEE's consolidated statements of income. See Note 4 – Nonrecurring Fair Value Measurements.

Decommissioning and Dismantlement

NEE accounts for asset retirement obligations and conditional asset retirement obligations (collectively, AROs) under accounting guidance that requires a liability for the fair value of an ARO to be recognized in the period in which it is incurred if it can be reasonably estimated, with the offsetting associated asset retirement costs capitalized as part of the carrying amount of the long-lived assets. NEE's AROs relate primarily to decommissioning obligations of FPL's and NEER's nuclear units and to obligations for the dismantlement of certain of NEER's wind and solar facilities.

Nature of Accounting Estimates

The calculation of the future cost of retiring long-lived assets, including nuclear decommissioning and plant dismantlement costs, involves estimating the amount and timing of future expenditures and making judgments concerning whether or not such costs are considered a legal obligation. Estimating the amount and timing of future expenditures includes, among other things, making projections of when assets will be retired and ultimately decommissioned and how costs will escalate with inflation. In addition, NEE also makes interest rate and rate of return projections on its investments in determining recommended funding requirements for nuclear decommissioning costs. Periodically, NEE is required to update these estimates and projections which can affect the annual expense amounts recognized, the liabilities recorded and the annual funding requirements for nuclear decommissioning costs. For example, an increase of 0.25% in the assumed escalation rates for nuclear decommissioning costs would increase NEE's AROs at December 31, 2023 by approximately \$93 million.

Assumptions and Accounting Approach

FPL – For ratemaking purposes, FPL accrues and funds for nuclear plant decommissioning costs over the expected service life of each unit based on studies that are approved by the FPSC. The most recent studies, filed in 2020, reflect, among other things, the expiration dates of the operating licenses for FPL's nuclear units at the time of the studies. FPL's portion of the future cost of decommissioning its four nuclear units, including spent fuel storage above what is expected to be refunded by the DOE under a spent fuel settlement agreement, is estimated to be approximately \$9.4 billion, or \$2.5 billion expressed in 2023 dollars. The ultimate costs of decommissioning reflect the applications submitted to the NRC for the extension of Turkey Point Units Nos. 3 and 4 and St. Lucie Units Nos. 1 and 2 licenses for an additional 20 years.

FPL accrues the cost of dismantling its other generation plants over the expected service life of each unit based on studies filed with the FPSC. Unlike nuclear decommissioning, dismantlement costs are not funded. The most recent studies became effective January 1, 2022. At December 31, 2023, FPL's portion of the ultimate cost to dismantle its other generation units is approximately \$2.4 billion, or \$1.2 billion expressed in 2023 dollars. The majority of the dismantlement costs are not reported as AROs. FPL accrues for interim removal costs over the life of the related assets based on depreciation studies approved by the FPSC. Any differences between the amount of the ARO and the amount recorded for ratemaking purposes are reported as a regulatory asset or liability in accordance with regulatory accounting.

The components of FPL's decommissioning of nuclear plants, dismantlement of plants and other accrued asset removal costs are as follows:

	Nuclear Decommissioning		Other Generation Plant Dismantlement		Interim Removal Costs and Other		Total	
	December 31,		December 31,		December 31,		December 31,	
	2023	2022	2023	2022	2023	2022	2023	2022
	(millions)							
AROs ^(a)	\$ 1,882	\$ 1,807	\$ 283	\$ 362	\$ 5	\$ 7	\$ 2,170	\$ 2,176
Less capitalized ARO asset net of accumulated depreciation	59	61	28	40	—	1	87	102
Accrued asset removal costs ^(b)	480	406	182	179	(1,023)	(494)	(361)	91
Asset retirement obligation regulatory expense difference ^(c)	4,202	3,515	(150)	(212)	—	(18)	4,052	3,285
Accrued decommissioning, dismantlement and other accrued asset removal costs ^(d)	<u>\$ 6,505</u>	<u>\$ 5,667</u>	<u>\$ 287</u>	<u>\$ 289</u>	<u>\$ (1,018)</u>	<u>\$ (506)</u>	<u>\$ 5,774</u>	<u>\$ 5,450</u>

(a) See Note 11.

(b) Included in noncurrent regulatory liabilities on NEE's and FPL's consolidated balance sheets, except for \$1,021 million and \$532 million which are related to interim removal costs and are included in noncurrent regulatory assets as of December 31, 2023 and 2022, respectively. See Note 1 – Rate Regulation.

(c) Included in noncurrent regulatory liabilities on NEE's and FPL's consolidated balance sheets, except for \$14 million and \$38 million which are related to other generation plant dismantlement and are included in noncurrent regulatory assets as of December 31, 2023 and 2022, respectively.

(d) Represents total amount accrued for ratemaking purposes.

NEER – NEER records liabilities for the present value of its expected nuclear plant decommissioning costs which are determined using various internal and external data and applying a probability percentage to a variety of scenarios regarding the life of the plant and timing of decommissioning. The liabilities are being accreted using the interest method through the date decommissioning activities are expected to be complete. At December 31, 2023 and 2022, the AROs for decommissioning of NEER's nuclear plants approximated \$607 million and \$604 million, respectively. NEER's portion of the ultimate cost of decommissioning its nuclear plants, including costs associated with spent fuel storage above what is expected to be refunded by the DOE under a spent fuel settlement agreement, is estimated to be approximately \$9.8 billion, or \$2.2 billion expressed in 2023 dollars.

See Note 1 – Asset Retirement Obligations and – Decommissioning of Nuclear Plants, Dismantlement of Plants and Other Accrued Asset Removal Costs and Note 11.

Regulatory Accounting

Certain of NEE's businesses are subject to rate regulation which results in the recording of regulatory assets and liabilities. See Note 1 – Rate Regulation for details regarding NEE's regulatory assets and liabilities.

Nature of Accounting Estimates

Regulatory assets and liabilities represent probable future revenues that will be recovered from or refunded to customers through the ratemaking process. Regulatory assets and liabilities are included in rate base or otherwise earn (pay) a return on investment during the recovery period.

Assumptions and Accounting Approach

Accounting guidance allows regulators to create assets and impose liabilities that would not be recorded by non-rate regulated entities. If NEE's rate-regulated entities, primarily FPL, were no longer subject to cost-based rate regulation, the existing regulatory assets and liabilities would be written off unless regulators specify an alternative means of recovery or refund. In addition, the regulators, including the FPSC for FPL, have the authority to disallow recovery of costs that they consider excessive or imprudently incurred. Such costs may include, among others, fuel and O&M expenses, the cost of replacing power lost when generation facilities are unavailable, storm restoration costs and costs associated with the construction or acquisition of new facilities. The continued applicability of regulatory accounting is assessed at each reporting period.

ENERGY MARKETING AND TRADING AND MARKET RISK SENSITIVITY

NEE and FPL are exposed to risks associated with adverse changes in commodity prices, interest rates and equity prices. Financial instruments and positions affecting the financial statements of NEE and FPL described below are held primarily for purposes other than trading. Market risk is measured as the potential loss in fair value resulting from hypothetical reasonably possible changes in commodity prices, interest rates or equity prices over the next year. Management has established risk management policies to monitor and manage such market risks, as well as credit risks.

Commodity Price Risk

NEE and FPL use derivative instruments (primarily swaps, options, futures and forwards) to manage the physical and financial risks inherent in the purchase and sale of fuel and electricity. In addition, NEE, through NEER, uses derivatives to optimize the value of its power generation and gas infrastructure assets and engages in power and fuel marketing and trading activities to take advantage of expected future favorable price movements. See Critical Accounting Policies and Estimates – Accounting for Derivatives and Hedging Activities and Note 3.

During 2022 and 2023, the changes in the fair value of NEE's consolidated subsidiaries' energy contract derivative instruments were as follows:

	Hedges on Owned Assets			
	Trading	Non- Qualifying	FPL Cost Recovery Clauses	NEE Total
	(millions)			
Fair value of contracts outstanding at December 31, 2021	\$ 978	\$ (1,392)	\$ 1	\$ (413)
Reclassification to realized at settlement of contracts	(355)	1,094	(197)	542
Value of contracts acquired	16	54	—	70
Net option premium purchases (issuances)	146	12	—	158
Changes in fair value excluding reclassification to realized	392	(3,689)	212	(3,085)
Fair value of contracts outstanding at December 31, 2022	1,177	(3,921)	16	(2,728)
Reclassification to realized at settlement of contracts	(369)	154	(9)	(224)
Value of contracts acquired	6	95	—	101
Net option premium purchases (issuances)	183	17	—	200
Changes in fair value excluding reclassification to realized	340	2,178	5	2,523
Fair value of contracts outstanding at December 31, 2023	1,337	(1,477)	12	(128)
Net margin cash collateral paid (received)				360
Total mark-to-market energy contract net assets (liabilities) at December 31, 2023	<u>\$ 1,337</u>	<u>\$ (1,477)</u>	<u>\$ 12</u>	<u>\$ 232</u>

NEE's total mark-to-market energy contract net assets (liabilities) at December 31, 2023 shown above are included on the consolidated balance sheets as follows:

	December 31, 2023
	(millions)
Current derivative assets	\$ 1,541
Noncurrent derivative assets	1,594
Current derivative liabilities	(802)
Noncurrent derivative liabilities	(2,101)
NEE's total mark-to-market energy contract net liabilities	<u>\$ 232</u>

The sources of fair value estimates and maturity of energy contract derivative instruments at December 31, 2023 were as follows:

	Maturity						
	2024	2025	2026	2027	2028	Thereafter	Total
	(millions)						
Trading:							
Quoted prices in active markets for identical assets	\$ (780)	\$ (248)	\$ (22)	\$ (15)	\$ 34	\$ 45	\$ (986)
Significant other observable inputs	611	379	194	121	37	15	1,357
Significant unobservable inputs	537	101	44	32	12	240	966
Total	368	232	216	138	83	300	1,337
Owned Assets – Non-Qualifying:							
Quoted prices in active markets for identical assets	(21)	(87)	(38)	(15)	(14)	5	(170)
Significant other observable inputs	(224)	(278)	(239)	(186)	(99)	(242)	(1,268)
Significant unobservable inputs	46	(34)	(39)	(38)	(4)	30	(39)
Total	(199)	(399)	(316)	(239)	(117)	(207)	(1,477)
Owned Assets – FPL Cost Recovery Clauses:							
Quoted prices in active markets for identical assets	—	—	—	—	—	—	—
Significant other observable inputs	(8)	(2)	(1)	(1)	—	—	(12)
Significant unobservable inputs	13	11	(1)	1	—	—	24
Total	5	9	(2)	—	—	—	12
Total sources of fair value	\$ 174	\$ (158)	\$ (102)	\$ (101)	\$ (34)	\$ 93	\$ (128)

With respect to commodities, NEE's Exposure Management Committee (EMC), which is comprised of certain members of senior management, and NEE's chief executive officer are responsible for the overall approval of market risk management policies and the delegation of approval and authorization levels. The EMC and NEE's chief executive officer receive periodic updates on market positions and related exposures, credit exposures and overall risk management activities.

NEE uses a value-at-risk (VaR) model to measure commodity price market risk in its trading and mark-to-market portfolios. The VaR is the estimated loss of market value based on a one-day holding period at a 95% confidence level using historical simulation methodology. The VaR figures are as follows:

	Trading ^(a)			Non-Qualifying Hedges and Hedges in FPL Cost Recovery Clauses ^(b)			Total		
	FPL	NEER	NEE	FPL	NEER	NEE	FPL	NEER	NEE
	(millions)								
December 31, 2022	\$ —	\$ 41	\$ 41	\$ 3	\$ 148	\$ 145	\$ 3	\$ 125	\$ 120
December 31, 2023	\$ —	\$ 4	\$ 4	\$ 2	\$ 114	\$ 116	\$ 2	\$ 113	\$ 111
Average for the year ended December 31, 2023	\$ —	\$ 12	\$ 12	\$ 3	\$ 135	\$ 134	\$ 3	\$ 134	\$ 133

(a) The VaR figures for the trading portfolio include positions that are marked to market. Taking into consideration offsetting unmarked non-derivative positions, such as physical inventory, the trading VaR figures were approximately \$1 million and \$18 million at December 31, 2023 and 2022, respectively.

(b) Non-qualifying hedges are employed to reduce the market risk exposure to physical assets or contracts which are not marked to market. The VaR figures for the non-qualifying hedges and hedges in FPL cost recovery clauses category do not represent the economic exposure to commodity price movements.

Interest Rate Risk

NEE's and FPL's financial results are exposed to risk resulting from changes in interest rates as a result of their respective outstanding and expected future issuances of debt, investments in special use funds and other investments. NEE and FPL manage their respective interest rate exposure by monitoring current interest rates, entering into interest rate contracts and using a combination of fixed rate and variable rate debt. Interest rate contracts are used to mitigate and adjust interest rate exposure when deemed appropriate based upon market conditions or when required by financing agreements.

The following are estimates of the fair value of NEE's and FPL's financial instruments that are exposed to interest rate risk:

	December 31, 2023		December 31, 2022	
	Carrying Amount	Estimated Fair Value ^(a)	Carrying Amount	Estimated Fair Value ^(a)
	(millions)			
NEE:				
Fixed income securities:				
Special use funds	\$ 2,222	\$ 2,222	\$ 2,061	\$ 2,061
Other investments, primarily debt securities	\$ 1,802	\$ 1,802	\$ 781	\$ 781
Long-term debt, including current portion	\$ 68,306	\$ 64,103	\$ 61,889	\$ 57,892
Interest rate contracts – net unrealized gains (losses)	\$ (249)	\$ (249)	\$ 392	\$ 392
FPL:				
Fixed income securities:				
Special use funds	\$ 1,658	\$ 1,658	\$ 1,572	\$ 1,572
Other investments – debt securities	\$ —	\$ —	\$ 114	\$ 114
Long-term debt, including current portion	\$ 25,274	\$ 23,430	\$ 21,002	\$ 19,364

(a) See Note 3 and Note 4.

The special use funds of NEE and FPL consist of restricted funds set aside to cover the cost of storm damage for FPL and for the decommissioning of NEE's and FPL's nuclear power plants. See Note 1 – Storm Funds, Storm Reserves and Storm Cost Recovery. A portion of these funds is invested in fixed income debt securities primarily carried at estimated fair value. At FPL, changes in fair value, including any credit losses, result in a corresponding adjustment to the related regulatory asset or liability accounts based on current regulatory treatment. The changes in fair value for NEE's non-rate regulated operations result in a corresponding adjustment to other comprehensive income, except for credit losses and unrealized losses on available for sale securities intended or required to be sold prior to recovery of the amortized cost basis, which are reported in current period earnings. Because the funds set aside by FPL for storm damage could be needed at any time, the related investments are generally more liquid and, therefore, are less sensitive to changes in interest rates. The nuclear decommissioning funds, in contrast, are generally invested in longer-term securities.

At December 31, 2023, NEE had interest rate contracts with a net notional amount of approximately \$25.6 billion to manage exposure to the variability of cash flows primarily associated with expected future and outstanding debt issuances at NEECH and NEER. In January 2024, NEECH entered into a \$4.0 billion interest rate contract which reduced the net notional amount. See Note 3.

Based upon a hypothetical 10% decrease in interest rates, the fair value of NEE's net liabilities would increase by approximately \$2,705 million (\$1,093 million for FPL) at December 31, 2023.

Equity Price Risk

NEE and FPL are exposed to risk resulting from changes in prices for equity securities. For example, NEE's nuclear decommissioning reserve funds include marketable equity securities carried at their market value of approximately \$5,290 million and \$4,437 million (\$3,536 million and \$2,905 million for FPL) at December 31, 2023 and 2022, respectively. NEE's and FPL's investment strategy for equity securities in their nuclear decommissioning reserve funds emphasizes marketable securities which are broadly diversified. At December 31, 2023, a hypothetical 10% decrease in the prices quoted on stock exchanges would result in an approximately \$494 million (\$322 million for FPL) reduction in fair value. For FPL, a corresponding adjustment would be made to the related regulatory asset or liability accounts based on current regulatory treatment, and for NEE's non-rate regulated operations, a corresponding amount would be recorded in change in unrealized gains (losses) on equity securities held in NEER's nuclear decommissioning funds – net in NEE's consolidated statements of income.

Credit Risk

NEE and its subsidiaries, including FPL, are also exposed to credit risk through their energy marketing and trading operations. Credit risk is the risk that a financial loss will be incurred if a counterparty to a transaction does not fulfill its financial obligation. NEE manages counterparty credit risk for its subsidiaries with energy marketing and trading operations through established policies, including counterparty credit limits, and in some cases credit enhancements, such as cash prepayments, letters of credit, cash and other collateral and guarantees.

Credit risk is also managed through the use of master netting agreements. NEE's credit department monitors current and forward credit exposure to counterparties and their affiliates, both on an individual and an aggregate basis. For all derivative and contractual transactions, NEE's energy marketing and trading operations, which include FPL's energy marketing and trading division, are exposed to losses in the event of nonperformance by counterparties to these transactions. Some relevant considerations when assessing NEE's energy marketing and trading operations' credit risk exposure include the following:

- Operations are primarily concentrated in the energy industry.
- Trade receivables and other financial instruments are predominately with energy, utility and financial services related companies, as well as municipalities, cooperatives and other trading companies in the U.S.
- Overall credit risk is managed through established credit policies and is overseen by the EMC.
- Prospective and existing customers are reviewed for creditworthiness based upon established standards, with customers not meeting minimum standards providing various credit enhancements or secured payment terms, such as letters of credit or the posting of margin cash collateral.
- Master netting agreements are used to offset cash and noncash gains and losses arising from derivative instruments with the same counterparty. NEE's policy is to have master netting agreements in place with significant counterparties.

Based on NEE's policies and risk exposures related to credit, NEE and FPL do not anticipate a material adverse effect on their financial statements as a result of counterparty nonperformance. At December 31, 2023, NEE's credit risk exposure associated with its energy marketing and trading counterparties, taking into account collateral and contractual netting rights, totaled approximately \$3.5 billion (\$83 million for FPL), of which approximately 93% (100% for FPL) was with companies that have investment grade credit ratings. See Note 1 – Credit Losses and Note 3.

Item 7A. Quantitative and Qualitative Disclosures About Market Risk

See Management's Discussion – Energy Marketing and Trading and Market Risk Sensitivity.

Item 8. Financial Statements and Supplementary Data

MANAGEMENT'S REPORT ON INTERNAL CONTROL OVER FINANCIAL REPORTING

NextEra Energy, Inc.'s (NEE) and Florida Power & Light Company's (FPL) management are responsible for establishing and maintaining adequate internal control over financial reporting as defined in the Securities Exchange Act of 1934 Rules 13a-15(f) and 15d-15(f). The consolidated financial statements, which in part are based on informed judgments and estimates made by management, have been prepared in conformity with generally accepted accounting principles applied on a consistent basis.

To aid in carrying out this responsibility, we, along with all other members of management, maintain a system of internal accounting control which is established after weighing the cost of such controls against the benefits derived. In the opinion of management, the overall system of internal accounting control provides reasonable assurance that the assets of NEE and FPL and their subsidiaries are safeguarded and that transactions are executed in accordance with management's authorization and are properly recorded for the preparation of financial statements. In addition, management believes the overall system of internal accounting control provides reasonable assurance that material errors or irregularities would be prevented or detected on a timely basis by employees in the normal course of their duties. Any system of internal accounting control, no matter how well designed, has inherent limitations, including the possibility that controls can be circumvented or overridden and misstatements due to error or fraud may occur and not be detected. Also, because of changes in conditions, internal control effectiveness may vary over time. Accordingly, even an effective system of internal control will provide only reasonable assurance with respect to financial statement preparation and reporting.

The system of internal accounting control is supported by written policies and guidelines, the selection and training of qualified employees, an organizational structure that provides an appropriate division of responsibility and a program of internal auditing. NEE's written policies include a Code of Business Conduct & Ethics that states management's policy on conflicts of interest and ethical conduct. Compliance with the Code of Business Conduct & Ethics is confirmed annually by key personnel.

The Board of Directors pursues its oversight responsibility for financial reporting and accounting through its Audit Committee. This Committee, which is comprised entirely of independent directors, meets regularly with management, the internal auditors and the independent auditors to make inquiries as to the manner in which the responsibilities of each are being discharged. The independent auditors and the internal audit staff have free access to the Committee without management present to discuss auditing, internal accounting control and financial reporting matters.

Management assessed the effectiveness of NEE's and FPL's internal control over financial reporting as of December 31, 2023, using the criteria set forth by the Committee of Sponsoring Organizations of the Treadway Commission in the *Internal Control – Integrated Framework (2013)*. Based on this assessment, management believes that NEE's and FPL's internal control over financial reporting was effective as of December 31, 2023.

NEE's and FPL's independent registered public accounting firm, Deloitte & Touche LLP, is engaged to express an opinion on NEE's and FPL's consolidated financial statements and an opinion on NEE's and FPL's internal control over financial reporting. Their reports are based on procedures believed by them to provide a reasonable basis to support such opinions. These reports appear on the following pages.

JOHN W. KETCHUM

John W. Ketchum
Chairman, President and Chief Executive Officer of NEE and
Chairman of FPL

TERRELL KIRK CREWS II

Terrell Kirk Crews II
Executive Vice President, Finance and Chief Financial Officer
of NEE and FPL

JAMES M. MAY

James M. May
Vice President, Controller and Chief Accounting Officer
of NEE

ARMANDO PIMENTEL, JR.

Armando Pimentel, Jr.
President and Chief Executive Officer of FPL

KEITH FERGUSON

Keith Ferguson
Vice President, Accounting and Controller of FPL

REPORT OF INDEPENDENT REGISTERED PUBLIC ACCOUNTING FIRM

To the shareholders and the Board of Directors of
NextEra Energy, Inc. and Florida Power & Light Company

Opinion on Internal Control over Financial Reporting

We have audited the internal control over financial reporting of NextEra Energy, Inc. and subsidiaries (NEE) and Florida Power & Light Company and subsidiaries (FPL) as of December 31, 2023, based on criteria established in *Internal Control – Integrated Framework (2013)* issued by the Committee of Sponsoring Organizations of the Treadway Commission (COSO). In our opinion, NEE and FPL maintained, in all material respects, effective internal control over financial reporting as of December 31, 2023, based on criteria established in *Internal Control – Integrated Framework (2013)* issued by COSO.

We have also audited, in accordance with the standards of the Public Company Accounting Oversight Board (United States) (PCAOB), the consolidated financial statements as of and for the year ended December 31, 2023 of NEE and FPL and our report dated February 16, 2024, expressed unqualified opinions on those financial statements.

Basis for Opinion

NEE's and FPL's management are responsible for maintaining effective internal control over financial reporting and for their assessments of the effectiveness of internal control over financial reporting, included in the accompanying Management's Report on Internal Control Over Financial Reporting. Our responsibility is to express opinions on NEE's and FPL's internal control over financial reporting based on our audits. We are a public accounting firm registered with the PCAOB and are required to be independent with respect to NEE and FPL in accordance with the U.S. federal securities laws and the applicable rules and regulations of the Securities and Exchange Commission and the PCAOB.

We conducted our audits in accordance with the standards of the PCAOB. Those standards require that we plan and perform the audits to obtain reasonable assurance about whether effective internal control over financial reporting was maintained in all material respects. Our audits included obtaining an understanding of internal control over financial reporting, assessing the risk that a material weakness exists, testing and evaluating the design and operating effectiveness of internal control based on the assessed risk, and performing such other procedures as we considered necessary in the circumstances. We believe that our audits provide a reasonable basis for our opinions.

Definition and Limitations of Internal Control over Financial Reporting

A company's internal control over financial reporting is a process designed to provide reasonable assurance regarding the reliability of financial reporting and the preparation of financial statements for external purposes in accordance with generally accepted accounting principles. A company's internal control over financial reporting includes those policies and procedures that (1) pertain to the maintenance of records that, in reasonable detail, accurately and fairly reflect the transactions and dispositions of the assets of the company; (2) provide reasonable assurance that transactions are recorded as necessary to permit preparation of financial statements in accordance with generally accepted accounting principles, and that receipts and expenditures of the company are being made only in accordance with authorizations of management and directors of the company; and (3) provide reasonable assurance regarding prevention or timely detection of unauthorized acquisition, use, or disposition of the company's assets that could have a material effect on the financial statements.

Because of its inherent limitations, internal control over financial reporting may not prevent or detect misstatements. Also, projections of any evaluation of effectiveness to future periods are subject to the risk that controls may become inadequate because of changes in conditions, or that the degree of compliance with the policies or procedures may deteriorate.

DELOITTE & TOUCHE LLP

Boca Raton, Florida
February 16, 2024

REPORT OF INDEPENDENT REGISTERED PUBLIC ACCOUNTING FIRM

To the shareholders and the Board of Directors of
NextEra Energy, Inc. and Florida Power & Light Company

Opinion on the Financial Statements

We have audited the accompanying consolidated balance sheets of NextEra Energy, Inc. and subsidiaries (NEE) and the related separate consolidated balance sheets of Florida Power & Light Company and subsidiaries (FPL) as of December 31, 2023 and 2022, and NEE's and FPL's related consolidated statements of income and cash flows, NEE's consolidated statements of comprehensive income and equity, and FPL's consolidated statements of common shareholder's equity, for each of the three years in the period ended December 31, 2023, and the related notes (collectively referred to as the "financial statements"). In our opinion, the financial statements present fairly, in all material respects, the consolidated financial position of NEE and the consolidated financial position of FPL as of December 31, 2023 and 2022, and the results of their operations and their cash flows for each of the three years in the period ended December 31, 2023, in conformity with accounting principles generally accepted in the United States of America.

We have also audited, in accordance with the standards of the Public Company Accounting Oversight Board (United States) (PCAOB), NEE's and FPL's internal control over financial reporting as of December 31, 2023, based on criteria established in *Internal Control – Integrated Framework (2013)* issued by the Committee of Sponsoring Organizations of the Treadway Commission and our report dated February 16, 2024, expressed unqualified opinions on NEE's and FPL's internal control over financial reporting.

Basis for Opinion

These financial statements are the responsibility of NEE's and FPL's management. Our responsibility is to express opinions on NEE's and FPL's financial statements based on our audits. We are a public accounting firm registered with the PCAOB and are required to be independent with respect to NEE and FPL in accordance with the U.S. federal securities laws and the applicable rules and regulations of the Securities and Exchange Commission and the PCAOB.

We conducted our audits in accordance with the standards of the PCAOB. Those standards require that we plan and perform the audits to obtain reasonable assurance about whether the financial statements are free of material misstatement, whether due to error or fraud. Our audits included performing procedures to assess the risks of material misstatement of the financial statements, whether due to error or fraud, and performing procedures that respond to those risks. Such procedures included examining, on a test basis, evidence regarding the amounts and disclosures in the financial statements. Our audits also included evaluating the accounting principles used and significant estimates made by management, as well as evaluating the overall presentation of the financial statements. We believe that our audits provide a reasonable basis for our opinions.

Critical Audit Matters

The critical audit matters communicated below are matters arising from the current-period audit of the financial statements of NEE and FPL that were communicated or required to be communicated to the audit committee and that (1) relate to accounts or disclosures that are material to the financial statements and (2) involved our especially challenging, subjective, or complex judgments. The communication of critical audit matters does not alter in any way our opinion on the financial statements, taken as a whole, and we are not, by communicating the critical audit matters below, providing separate opinions on the critical audit matters or on the accounts or disclosures to which they relate.

NEE – Operating Revenue – Unrealized Gains – Refer to Note 3 to the financial statements

Critical Audit Matter Description

NEE enters into complex energy derivatives and transacts in certain markets that are thinly traded, which may result in subjective estimates of fair value that include unobservable inputs. Changes in the derivatives' fair value for power purchases and sales, fuel sales and trading activities are primarily recognized on a net basis in operating revenues. For the year ended December 31, 2023, unrealized gains associated with Level 3 transactions of \$1,482 million are included in operating revenues in the consolidated statement of income of NEE.

Given management uses complex proprietary models and unobservable inputs to estimate the fair value of Level 3 derivative assets and liabilities, performing audit procedures to evaluate the appropriateness of these models and inputs required a high degree of auditor judgment and an increased extent of effort, including the need to involve our firm specialists who possess significant quantitative and modeling expertise.

How the Critical Audit Matter Was Addressed in the Audit

Our audit procedures related to operating revenue – unrealized gains included the following, among others:

- We tested the effectiveness of controls relating to commodity valuation models, their related Level 3 unobservable inputs, and market data validation.

- We selected a sample of transactions, obtained an understanding of the business rationale of transactions, and read the underlying contractual agreements.
- We used personnel in our firm who specialize in energy transacting to independently value Level 3 transactions. For certain fair value models, we used our firm specialists to directly test the underlying assumptions of the unobservable inputs used by management.
- We evaluated NEE's disclosures related to the proprietary models and unobservable inputs to estimate the fair value of Level 3 derivative assets and liabilities, including the balances recorded and significant assumptions.

FPL – Impact of Rate Regulation on the Financial Statements – Refer to Note 1 to the financial statements

Critical Audit Matter Description

FPL is subject to rate regulation by the Florida Public Service Commission (the "FPSC"), which has jurisdiction with respect to the rates of electric utility companies. Management has determined it meets the requirements under accounting principles generally accepted in the United States of America to prepare its financial statements applying the specialized rules to account for the effects of cost-based rate regulation. Accounting for the economics of rate regulation impacts multiple financial statement line items and disclosures, such as property, plant, and equipment; regulatory assets and liabilities; operating revenues; fuel expense; operation and maintenance expense; and depreciation expense.

Rates are determined and approved in regulatory proceedings based on an analysis of FPL's costs to provide utility service and a return on, and recovery of, FPL's investment in the assets required to deliver utility service. Accounting guidance for FPL's regulated operations provides that rate-regulated entities report assets and liabilities consistent with the recovery of those incurred costs in rates, if it is probable that such rates will be charged and collected. The FPSC has the authority to disallow recovery of costs that it considers excessive or imprudently incurred. Future FPSC decisions could impact the accounting for regulated operations, including decisions about the amount of recoverable costs and any refunds that may be required. As a result of this cost-based regulation, FPL follows the accounting guidance that allows regulators to create assets and impose liabilities, based on the probability of future cash flows, that would not be recorded by non-rate regulated entities. Regulatory assets and liabilities represent probable future revenues that will be recovered from or refunded to customers through the ratemaking process.

We identified the impact of rate regulation as a critical audit matter due to the requirement to have auditors with deep knowledge of and significant experience with accounting for rate regulation and the rate setting process due to its inherent complexities.

How the Critical Audit Matter Was Addressed in the Audit

Our audit procedures related to the impact of rate regulation included the following, among others:

- We tested the effectiveness of management's controls over the evaluation of the likelihood of (1) the recovery in future rates of costs incurred as property, plant, and equipment and deferred as regulatory assets, and (2) a refund or a future reduction in rates that should be reported as regulatory liabilities. We also tested the effectiveness of management's controls over the initial recognition of amounts as property, plant, and equipment and regulatory assets or liabilities; the depreciation and amortization of such amounts in accordance with FPSC orders; and the monitoring and evaluation of regulatory developments that may affect the likelihood of recovering costs recognized as property, plant and equipment and regulatory assets in future rates or of a refund or future reduction in rates that should be recognized as a regulatory liability.
- We assessed the likelihood of (1) recovery of recorded regulatory assets and (2) obligations requiring future reductions in rates by obtaining, reading, and evaluating relevant regulatory orders issued by the FPSC to FPL, and considering regulatory precedents established by the FPSC. We also evaluated such regulatory orders and other publicly available filings made by FPL and compared them to management's recorded regulatory asset and liability balances for completeness.
- We evaluated FPL's disclosures related to the impacts of rate regulation, including the balances recorded and regulatory developments.

DELOITTE & TOUCHE LLP

Boca Raton, Florida
February 16, 2024

We have served as NEE's and FPL's auditor since 1950.

NEXTERA ENERGY, INC.
CONSOLIDATED STATEMENTS OF INCOME
(millions, except per share amounts)

	Years Ended December 31,		
	2023	2022	2021
OPERATING REVENUES	\$ 28,114	\$ 20,956	\$ 17,069
OPERATING EXPENSES			
Fuel, purchased power and interchange	5,457	6,389	4,527
Other operations and maintenance	4,681	4,428	3,981
Depreciation and amortization	5,879	4,503	3,924
Taxes other than income taxes and other – net	2,265	2,077	1,801
Total operating expenses – net	18,282	17,397	14,233
GAINS ON DISPOSAL OF BUSINESSES/ASSETS – NET	405	522	77
OPERATING INCOME	10,237	4,081	2,913
OTHER INCOME (DEDUCTIONS)			
Interest expense	(3,324)	(585)	(1,270)
Equity in earnings (losses) of equity method investees	(648)	203	666
Allowance for equity funds used during construction	161	112	142
Gains on disposal of investments and other property – net	125	80	70
Change in unrealized gains (losses) on equity securities held in NEER's nuclear decommissioning funds – net	159	(461)	267
Other net periodic benefit income	245	202	257
Other – net	333	200	130
Total other income (deductions) – net	(2,949)	(249)	262
INCOME BEFORE INCOME TAXES	7,288	3,832	3,175
INCOME TAXES	1,006	586	348
NET INCOME	6,282	3,246	2,827
NET LOSS ATTRIBUTABLE TO NONCONTROLLING INTERESTS	1,028	901	746
NET INCOME ATTRIBUTABLE TO NEE	\$ 7,310	\$ 4,147	\$ 3,573
Earnings per share attributable to NEE:			
Basic	\$ 3.61	\$ 2.10	\$ 1.82
Assuming dilution	\$ 3.60	\$ 2.10	\$ 1.81

The accompanying Notes to Consolidated Financial Statements are an integral part of these statements.

NEXTERA ENERGY, INC.
CONSOLIDATED STATEMENTS OF COMPREHENSIVE INCOME
(millions)

	Years Ended December 31,		
	2023	2022	2021
NET INCOME	\$ 6,282	\$ 3,246	\$ 2,827
OTHER COMPREHENSIVE INCOME (LOSS), NET OF TAX			
Reclassification of unrealized losses on cash flow hedges from accumulated other comprehensive income (loss) to net income (net of \$1 tax benefit, \$2 tax benefit and \$2 tax benefit, respectively)	2	6	6
Net unrealized gains (losses) on available for sale securities:			
Net unrealized gains (losses) on securities still held (net of \$6 tax expense, \$29 tax benefit and \$4 tax benefit, respectively)	17	(84)	(11)
Reclassification from accumulated other comprehensive income (loss) to net income (net of \$4 tax benefit, \$3 tax benefit and \$2 tax expense, respectively)	13	10	(4)
Defined benefit pension and other benefits plans:			
Net unrealized gain (loss) and unrecognized prior service benefit (cost) (net of \$7 tax expense, \$41 tax benefit and \$30 tax expense, respectively)	21	(133)	95
Reclassification from accumulated other comprehensive income (loss) to net income (net of \$0 tax benefit, \$2 tax benefit and \$1 tax benefit, respectively)	1	7	5
Net unrealized gains (losses) on foreign currency translation	13	(44)	(1)
Other comprehensive income related to equity method investees (net of \$0 tax expense, \$0 tax expense and \$1 tax expense, respectively)	1	1	1
Total other comprehensive income (loss), net of tax	68	(237)	91
COMPREHENSIVE INCOME	6,350	3,009	2,918
COMPREHENSIVE LOSS ATTRIBUTABLE TO NONCONTROLLING INTERESTS	1,025	920	747
COMPREHENSIVE INCOME ATTRIBUTABLE TO NEE	\$ 7,375	\$ 3,929	\$ 3,665

The accompanying Notes to Consolidated Financial Statements are an integral part of these statements.

NEXTERA ENERGY, INC.
CONSOLIDATED BALANCE SHEETS
(millions, except par value)

	December 31,	
	2023	2022
ASSETS		
Current assets:		
Cash and cash equivalents	\$ 2,690	\$ 1,601
Customer receivables, net of allowances of \$52 and \$54, respectively	3,609	4,349
Other receivables	944	744
Materials, supplies and fuel inventory	2,106	1,934
Regulatory assets	1,460	2,165
Derivatives	1,730	1,590
Contract assets	1,487	318
Other	1,335	789
Total current assets	<u>15,361</u>	<u>13,490</u>
Other assets:		
Property, plant and equipment – net (\$26,900 and \$22,927 related to VIEs, respectively)	125,776	111,059
Special use funds	8,698	7,496
Investment in equity method investees	6,156	6,582
Prepaid benefit costs	2,112	1,832
Regulatory assets	4,801	5,992
Derivatives	1,790	1,935
Goodwill	5,091	4,854
Other	7,704	5,695
Total other assets	<u>162,128</u>	<u>145,445</u>
TOTAL ASSETS	<u>\$ 177,489</u>	<u>\$ 158,935</u>
LIABILITIES, REDEEMABLE NONCONTROLLING INTERESTS AND EQUITY		
Current liabilities:		
Commercial paper	\$ 4,650	\$ 1,709
Other short-term debt	255	1,368
Current portion of long-term debt (\$66 and \$61 related to VIEs, respectively)	6,901	6,633
Accounts payable (\$1,718 and \$1,250 related to VIEs, respectively)	8,504	8,312
Customer deposits	638	560
Accrued interest and taxes	970	719
Derivatives	845	2,102
Accrued construction-related expenditures	1,861	1,760
Regulatory liabilities	340	350
Other	2,999	3,182
Total current liabilities	<u>27,963</u>	<u>26,695</u>
Other liabilities and deferred credits:		
Long-term debt (\$1,374 and \$1,108 related to VIEs, respectively)	61,405	55,256
Asset retirement obligations	3,403	3,245
Deferred income taxes	10,142	9,072
Regulatory liabilities	10,049	9,626
Derivatives	2,741	2,909
Other	2,762	2,696
Total other liabilities and deferred credits	<u>90,502</u>	<u>82,804</u>
TOTAL LIABILITIES	<u>118,465</u>	<u>109,499</u>
COMMITMENTS AND CONTINGENCIES		
REDEEMABLE NONCONTROLLING INTERESTS – VIEs	1,256	1,110
EQUITY		
Common stock (\$0.01 par value, authorized shares – 3,200; outstanding shares – 2,052 and 1,987, respectively)	21	20
Additional paid-in capital	17,365	12,720
Retained earnings	30,235	26,707
Accumulated other comprehensive loss	(153)	(218)
Total common shareholders' equity	<u>47,468</u>	<u>39,229</u>
Noncontrolling interests (\$10,180 and \$9,092 related to VIEs, respectively)	10,300	9,097
TOTAL EQUITY	<u>57,768</u>	<u>48,326</u>
TOTAL LIABILITIES, REDEEMABLE NONCONTROLLING INTERESTS AND EQUITY	<u>\$ 177,489</u>	<u>\$ 158,935</u>

The accompanying Notes to Consolidated Financial Statements are an integral part of these statements.

NEXTERA ENERGY, INC.
CONSOLIDATED STATEMENTS OF CASH FLOWS
(millions)

	Years Ended December 31,		
	2023	2022	2021
CASH FLOWS FROM OPERATING ACTIVITIES			
Net income	\$ 6,282	\$ 3,246	\$ 2,827
Adjustments to reconcile net income to net cash provided by (used in) operating activities:			
Depreciation and amortization	5,879	4,503	3,924
Nuclear fuel and other amortization	272	287	290
Unrealized losses (gains) on marked to market derivative contracts – net	(1,949)	1,378	2,005
Unrealized losses (gains) on equity securities held in NEER's nuclear decommissioning funds – net	(159)	461	(267)
Foreign currency transaction losses (gains)	92	(104)	(94)
Deferred income taxes	708	534	436
Cost recovery clauses and franchise fees	1,104	(1,465)	(599)
Equity in losses (earnings) of equity method investees	648	(203)	(666)
Distributions of earnings from equity method investees	712	541	526
Gains on disposal of businesses, assets and investments – net	(530)	(602)	(146)
Recoverable storm-related costs	(399)	(811)	(138)
Other – net	34	85	(59)
Changes in operating assets and liabilities:			
Current assets	58	(1,340)	(1,267)
Noncurrent assets	(408)	(89)	(324)
Current liabilities	(1,109)	1,702	1,053
Noncurrent liabilities	66	139	52
Net cash provided by operating activities	<u>11,301</u>	<u>8,262</u>	<u>7,553</u>
CASH FLOWS FROM INVESTING ACTIVITIES			
Capital expenditures of FPL	(9,302)	(9,067)	(7,408)
Independent power and other investments of NEER	(15,565)	(9,541)	(8,247)
Nuclear fuel purchases	(185)	(223)	(275)
Other capital expenditures	(61)	(452)	(147)
Proceeds from the sale of Florida City Gas business	924	—	—
Sale of independent power and other investments of NEER	1,883	1,564	2,761
Proceeds from sale or maturity of securities in special use funds and other investments	4,875	3,857	4,995
Purchases of securities in special use funds and other investments	(5,926)	(4,586)	(5,310)
Other – net	(110)	89	40
Net cash used in investing activities	<u>(23,467)</u>	<u>(18,359)</u>	<u>(13,591)</u>
CASH FLOWS FROM FINANCING ACTIVITIES			
Issuances of long-term debt, including premiums and discounts	13,857	13,856	16,683
Retirements of long-term debt	(7,978)	(4,525)	(9,594)
Proceeds from differential membership investors	2,745	4,158	2,779
Net change in commercial paper	2,941	327	(169)
Proceeds from other short-term debt	1,980	1,755	—
Repayments of other short-term debt	(2,613)	(1,125)	(257)
Payments from related parties under a cash sweep and credit support agreement – net	1,213	240	47
Issuances of common stock/equity units – net	4,514	1,460	14
Proceeds from sale of noncontrolling interests	—	—	65
Dividends on common stock	(3,782)	(3,352)	(3,024)
Other – net	(728)	(565)	(737)
Net cash provided by financing activities	<u>12,149</u>	<u>12,229</u>	<u>5,807</u>
Effects of currency translation on cash, cash equivalents and restricted cash	(4)	(7)	1
Net increase (decrease) in cash, cash equivalents and restricted cash	(21)	2,125	(230)
Cash, cash equivalents and restricted cash at beginning of year	3,441	1,316	1,546
Cash, cash equivalents and restricted cash at end of year	<u>\$ 3,420</u>	<u>\$ 3,441</u>	<u>\$ 1,316</u>
SUPPLEMENTAL DISCLOSURES OF CASH FLOW INFORMATION			
Cash paid for interest (net of amount capitalized)	\$ 2,463	\$ 1,375	\$ 1,323
Cash paid (received) for income taxes – net	\$ 321	\$ (32)	\$ (69)
SUPPLEMENTAL SCHEDULE OF NONCASH INVESTING AND FINANCING ACTIVITIES			
Accrued property additions	\$ 7,104	\$ 6,005	\$ 4,995
Decrease in property, plant and equipment – net and contract liabilities (2023 and 2022 activity, see Note 1)	\$ 251	\$ 668	\$ 155
Right-of-use asset in exchange for finance lease liability	\$ 124	\$ 204	\$ 120

The accompanying Notes to Consolidated Financial Statements are an integral part of these statements.

NEXTERA ENERGY, INC.
CONSOLIDATED STATEMENTS OF EQUITY
(millions)

	Common Stock		Additional Paid-In Capital	Accumulated Other Comprehensive Income (Loss)	Retained Earnings	Total Common Shareholders' Equity	Non- controlling Interests	Total Equity	Redeemable Non- controlling Interests
	Shares	Aggregate Par Value							
Balances, December 31, 2020	1,960	\$ 20	\$ 11,222	\$ (92)	\$ 25,363	\$ 36,513	\$ 8,416	<u>\$ 44,929</u>	\$ —
Net income (loss)	—	—	—	—	3,573	3,573	(748)		2
Share-based payment activity	3	—	132	—	—	132	—		—
Dividends on common stock ^(a)	—	—	—	—	(3,024)	(3,024)	—		—
Other comprehensive income (loss)	—	—	—	92	—	92	(1)		—
Other differential membership interests activity ^(b)	—	—	(26)	—	—	(26)	363		243
Other – net	—	—	(57)	—	(1)	(58)	192		—
Balances, December 31, 2021	1,963	20	11,271	—	25,911	37,202	8,222	<u>\$ 45,424</u>	245
Net income (loss)	—	—	—	—	4,147	4,147	(909)		8
Issuances of common stock/equity units – net	22	—	1,446	—	—	1,446	—		—
Share-based payment activity	2	—	171	—	—	171	—		—
Dividends on common stock ^(a)	—	—	—	—	(3,352)	(3,352)	—		—
Other comprehensive loss	—	—	—	(218)	—	(218)	(19)		—
Premium on equity units	—	—	(127)	—	—	(127)	—		—
Other differential membership interests activity	—	—	(39)	—	—	(39)	3,131		859
Disposal of subsidiaries with noncontrolling interests ^(b)	—	—	—	—	—	—	(1,494)		—
Other – net	—	—	(2)	—	1	(1)	166		(2)
Balances, December 31, 2022	1,987	20	12,720	(218)	26,707	39,229	9,097	<u>\$ 48,326</u>	1,110
Net income (loss)	—	—	—	—	7,310	7,310	(1,049)		21
Issuances of common stock/equity units – net	61	1	4,513	—	—	4,514	—		—
Share-based payment activity	4	—	155	—	—	155	—		—
Dividends on common stock ^(a)	—	—	—	—	(3,782)	(3,782)	—		—
Other comprehensive income	—	—	—	65	—	65	3		—
Other differential membership interests activity	—	—	(21)	—	—	(21)	2,545		125
Disposal of subsidiaries with noncontrolling interests ^(b)	—	—	—	—	—	—	(165)		—
Other – net	—	—	(2)	—	—	(2)	(131)		—
Balances, December 31, 2023	<u>2,052</u>	<u>\$ 21</u>	<u>\$ 17,365</u>	<u>\$ (153)</u>	<u>\$ 30,235</u>	<u>\$ 47,468</u>	<u>\$ 10,300</u>	<u>\$ 57,768</u>	<u>\$ 1,256</u>

(a) Dividends per share were \$1.87, \$1.70 and \$1.54 for the years ended December 31, 2023, 2022 and 2021, respectively.

(b) See Note 1 – Disposal of Businesses/Assets and Sale of Noncontrolling Ownership Interests.

The accompanying Notes to Consolidated Financial Statements are an integral part of these statements.

FLORIDA POWER & LIGHT COMPANY
CONSOLIDATED STATEMENTS OF INCOME
(millions)

	Years Ended December 31,		
	2023	2022	2021
OPERATING REVENUES	\$ 18,365	\$ 17,282	\$ 14,102
OPERATING EXPENSES			
Fuel, purchased power and interchange	4,761	5,688	3,956
Other operations and maintenance	1,666	1,857	1,831
Depreciation and amortization	3,789	2,695	2,266
Taxes other than income taxes and other – net	1,959	1,752	1,534
Total operating expenses – net	12,175	11,992	9,587
GAINS ON DISPOSAL OF BUSINESSES/ASSETS – NET	407	4	1
OPERATING INCOME	6,597	5,294	4,516
OTHER INCOME (DEDUCTIONS)			
Interest expense	(1,114)	(768)	(615)
Allowance for equity funds used during construction	155	105	132
Other – net	37	17	11
Total other deductions – net	(922)	(646)	(472)
INCOME BEFORE INCOME TAXES	5,675	4,648	4,044
INCOME TAXES	1,123	947	838
NET INCOME ^(a)	\$ 4,552	\$ 3,701	\$ 3,206

(a) FPL's comprehensive income is the same as reported net income.

The accompanying Notes to Consolidated Financial Statements are an integral part of these statements.

FLORIDA POWER & LIGHT COMPANY
CONSOLIDATED BALANCE SHEETS
(millions, except share amount)

	December 31,	
	2023	2022
ASSETS		
Current assets:		
Cash and cash equivalents	\$ 57	\$ 25
Customer receivables, net of allowances of \$8 and \$7, respectively	1,706	1,739
Other receivables	319	332
Materials, supplies and fuel inventory	1,339	1,159
Regulatory assets	1,431	2,155
Other	144	143
Total current assets	4,996	5,553
Other assets:		
Electric utility plant and other property – net	70,608	64,693
Special use funds	6,050	5,221
Prepaid benefit costs	1,853	1,732
Regulatory assets	4,343	5,484
Goodwill	2,965	2,989
Other	654	887
Total other assets	86,473	81,006
TOTAL ASSETS	\$ 91,469	\$ 86,559
LIABILITIES AND EQUITY		
Current liabilities:		
Commercial paper	\$ 2,374	\$ 1,709
Other short-term debt	255	200
Current portion of long-term debt	1,665	1,547
Accounts payable	977	1,377
Customer deposits	610	543
Accrued interest and taxes	661	362
Accrued construction-related expenditures	486	559
Regulatory liabilities	335	349
Other	713	1,197
Total current liabilities	8,076	7,843
Other liabilities and deferred credits:		
Long-term debt	23,609	19,455
Asset retirement obligations	2,143	2,108
Deferred income taxes	8,542	8,376
Regulatory liabilities	9,893	9,458
Other	371	399
Total other liabilities and deferred credits	44,558	39,796
TOTAL LIABILITIES	52,634	47,639
COMMITMENTS AND CONTINGENCIES		
EQUITY		
Common stock (no par value, 1,000 shares authorized, issued and outstanding)	1,373	1,373
Additional paid-in capital	23,470	23,561
Retained earnings	13,992	13,986
TOTAL EQUITY	38,835	38,920
TOTAL LIABILITIES AND EQUITY	\$ 91,469	\$ 86,559

The accompanying Notes to Consolidated Financial Statements are an integral part of these statements.

FLORIDA POWER & LIGHT COMPANY
CONSOLIDATED STATEMENTS OF CASH FLOWS
(millions)

	Years Ended December 31,		
	2023	2022	2021
CASH FLOWS FROM OPERATING ACTIVITIES			
Net income	\$ 4,552	\$ 3,701	\$ 3,206
Adjustments to reconcile net income to net cash provided by (used in) operating activities:			
Depreciation and amortization	3,789	2,695	2,266
Nuclear fuel and other amortization	158	177	174
Deferred income taxes	(161)	942	752
Cost recovery clauses and franchise fees	1,104	(1,465)	(599)
Gains on disposal of business/assets - net	(407)	(4)	(1)
Recoverable storm-related costs	(399)	(811)	(138)
Other – net	(27)	20	(156)
Changes in operating assets and liabilities:			
Current assets	(200)	(534)	(49)
Noncurrent assets	(185)	(73)	(114)
Current liabilities	60	175	20
Noncurrent liabilities	12	71	(3)
Net cash provided by operating activities	<u>8,296</u>	<u>4,894</u>	<u>5,358</u>
CASH FLOWS FROM INVESTING ACTIVITIES			
Capital expenditures	(9,302)	(9,067)	(7,411)
Nuclear fuel purchases	(98)	(118)	(159)
Proceeds from the sale of Florida City Gas business	924	—	—
Proceeds from sale or maturity of securities in special use funds	3,730	2,437	3,308
Purchases of securities in special use funds	(3,754)	(2,607)	(3,394)
Other – net	(15)	(3)	15
Net cash used in investing activities	<u>(8,515)</u>	<u>(9,358)</u>	<u>(7,641)</u>
CASH FLOWS FROM FINANCING ACTIVITIES			
Issuances of long-term debt, including premiums and discounts	5,678	2,942	2,588
Retirements of long-term debt	(1,548)	(441)	(1,304)
Net change in commercial paper	665	327	(169)
Proceeds from other short-term debt	55	—	—
Capital contributions from NEE	—	3,625	1,700
Dividends to NEE	(4,545)	(2,000)	(540)
Other – net	(72)	(39)	(44)
Net cash provided by financing activities	<u>233</u>	<u>4,414</u>	<u>2,231</u>
Net increase (decrease) in cash, cash equivalents and restricted cash	14	(50)	(52)
Cash, cash equivalents and restricted cash at beginning of year	58	108	160
Cash, cash equivalents and restricted cash at end of year	<u>\$ 72</u>	<u>\$ 58</u>	<u>\$ 108</u>
SUPPLEMENTAL DISCLOSURES OF CASH FLOW INFORMATION			
Cash paid for interest (net of amount capitalized)	\$ 1,034	\$ 707	\$ 586
Cash paid (received) for income taxes – net	\$ 981	\$ 22	\$ (1)
SUPPLEMENTAL SCHEDULE OF NONCASH INVESTING AND FINANCING ACTIVITIES			
Accrued property additions	\$ 958	\$ 1,024	\$ 1,107

The accompanying Notes to Consolidated Financial Statements are an integral part of these statements.

FLORIDA POWER & LIGHT COMPANY
CONSOLIDATED STATEMENTS OF COMMON SHAREHOLDER'S EQUITY
(millions)

	Common Stock	Additional Paid-In Capital	Retained Earnings	Common Shareholder's Equity
Balances, December 31, 2020	\$ 1,373	\$ 18,236	\$ 9,619	\$ 29,228
Net income	—	—	3,206	
Capital contributions from NEE	—	1,700	—	
Dividends to NEE	—	—	(540)	
Balances, December 31, 2021	1,373	19,936	12,285	\$ 33,594
Net income	—	—	3,701	
Capital contributions from NEE	—	3,625	—	
Dividends to NEE	—	—	(2,000)	
Balances, December 31, 2022	1,373	23,561	13,986	\$ 38,920
Net income	—	—	4,552	
Dividends to NEE	—	—	(4,545)	
Distribution of a subsidiary to NEE	—	(90)	—	
Other	—	(1)	(1)	
Balances, December 31, 2023	<u>\$ 1,373</u>	<u>\$ 23,470</u>	<u>\$ 13,992</u>	<u>\$ 38,835</u>

The accompanying Notes to Consolidated Financial Statements are an integral part of these statements.

NEXTERA ENERGY, INC. AND FLORIDA POWER & LIGHT COMPANY
NOTES TO CONSOLIDATED FINANCIAL STATEMENTS
Years Ended December 31, 2023, 2022 and 2021

1. Summary of Significant Accounting and Reporting Policies

Basis of Presentation – The operations of NextEra Energy, Inc. (NEE) are conducted primarily through Florida Power & Light Company (FPL), a wholly owned subsidiary, and NextEra Energy Resources, LLC (NextEra Energy Resources) and NextEra Energy Transmission, LLC (NEET) (collectively, NEER), wholly owned indirect subsidiaries that are combined for segment reporting purposes. On January 1, 2021, FPL and Gulf Power Company merged, with FPL as the surviving entity. However during 2021, FPL continued to be regulated as two separate ratemaking entities in the former service areas of FPL and Gulf Power. Effective January 1, 2022, FPL became regulated as one electric ratemaking entity with new unified rates and tariffs (see Rate Regulation – Base Rates Effective January 2022 through December 2025 below).

FPL's principal business is a rate-regulated electric utility which supplies electric service to approximately 5.9 million customer accounts throughout most of the east and lower west coasts of Florida and eight counties throughout northwest Florida. NEER invests in independent power projects through both controlled and consolidated entities and noncontrolling ownership interests in joint ventures. NEER participates in natural gas, natural gas liquids and oil production primarily through operating and non-operating ownership interests and in pipeline infrastructure through either wholly owned subsidiaries or noncontrolling or joint venture interests. NEER also invests in rate-regulated transmission facilities and transmission lines that connect its electric generation facilities to the electric grid through controlled and consolidated entities.

The consolidated financial statements of NEE and FPL include the accounts of their respective controlled subsidiaries. They also include NEE's and FPL's share of the undivided interest in certain assets, liabilities, revenues and expenses. Amounts representing NEE's interest in entities it does not control, but over which it exercises significant influence, are included in investment in equity method investees; the earnings/losses of these entities is included in equity in earnings (losses) of equity method investees. Intercompany balances and transactions have been eliminated in consolidation. Certain amounts included in prior years' consolidated financial statements have been reclassified to conform to the current year's presentation. The preparation of financial statements requires the use of estimates and assumptions that affect the reported amounts of assets, liabilities, revenues and expenses and the disclosure of contingent assets and liabilities. Actual results could differ from those estimates.

Operating Revenues – FPL and NEER generate substantially all of NEE's operating revenues, which primarily include revenues from contracts with customers as further discussed in Note 2, as well as, at NEER, derivative and lease transactions. FPL's operating revenues include amounts resulting from base rates, cost recovery clauses (see Rate Regulation below), franchise fees, gross receipts taxes and surcharges related to storms (see Storm Funds, Storm Reserves and Storm Cost Recovery below). Franchise fees and gross receipts taxes are imposed on FPL; however, the Florida Public Service Commission (FPSC) allows FPL to include in the amounts charged to customers the amount of the gross receipts tax for all customers and the franchise fee for those customers located in the jurisdiction that imposes the amount. Accordingly, FPL's franchise fees and gross receipts taxes are reported gross in operating revenues and taxes other than income taxes and other in NEE's and FPL's consolidated statements of income and were approximately \$1,139 million, \$1,035 million and \$852 million in 2023, 2022 and 2021, respectively. FPL also collects municipal utility taxes which are reported gross in customer receivables and accounts payable on NEE's and FPL's consolidated balance sheets. Certain NEER commodity contracts for the purchase and sale of power that meet the definition of a derivative are recorded at fair value with subsequent changes in fair value recognized as revenue. See Energy Trading below and Note 3.

Rate Regulation – FPL, the most significant of NEE's rate-regulated subsidiaries, is subject to rate regulation by the FPSC and the Federal Energy Regulatory Commission (FERC). Its rates are designed to recover the cost of providing service to its customers including a reasonable rate of return on invested capital. As a result of this cost-based regulation, FPL follows the accounting guidance that allows regulators to create assets and impose liabilities that would not be recorded by non-rate regulated entities. Regulatory assets and liabilities represent probable future revenues that will be recovered from or refunded to customers through the ratemaking process.

NEXTERA ENERGY, INC. AND FLORIDA POWER & LIGHT COMPANY
NOTES TO CONSOLIDATED FINANCIAL STATEMENTS (Continued)

NEE's and FPL's regulatory assets and liabilities are as follows:

	NEE		FPL	
	December 31,		December 31,	
	2023	2022	2023	2022
	(millions)			
Regulatory assets:				
Current:				
Early retirement of generation facilities and transmission assets ^(a)	\$ 160	\$ 145	\$ 160	\$ 145
Deferred clause and franchise expenses ^(b)	1,014	919	1,014	919
Storm restoration costs ^(c)	35	911	35	911
Other	251	190	222	180
Total	\$ 1,460	\$ 2,165	\$ 1,431	\$ 2,155
Noncurrent:				
Early retirement of generation facilities and transmission assets ^(a)	\$ 2,166	\$ 2,026	\$ 2,166	\$ 2,026
Deferred clause expenses ^(b)	6	1,227	6	1,227
Storm restoration costs ^(c)	—	326	—	326
Accrued asset removal costs ^(d)	1,021	532	1,021	532
Other	1,608	1,881	1,150	1,373
Total	\$ 4,801	\$ 5,992	\$ 4,343	\$ 5,484
Regulatory liabilities:				
Current:				
Deferred clause revenues	\$ 330	\$ 339	\$ 330	\$ 339
Other	10	11	5	10
Total	\$ 340	\$ 350	\$ 335	\$ 349
Noncurrent:				
Asset retirement obligation regulatory expense difference	\$ 4,066	\$ 3,323	\$ 4,066	\$ 3,323
Accrued asset removal costs ^(d)	701	658	660	623
Deferred taxes	3,890	4,233	3,786	4,129
Other	1,392	1,412	1,381	1,383
Total	\$ 10,049	\$ 9,626	\$ 9,893	\$ 9,458

(a) The majority of these regulatory assets are being amortized over 20 years.

(b) The majority of these regulatory assets are being amortized over a 21-month period that began April 2023.

(c) The majority of these regulatory assets are being amortized over a 12-month period that began April 2023. See Storm Funds, Storm Reserves and Storm Cost Recovery below.

(d) See Electric Plant, Depreciation and Amortization below.

Cost recovery clauses, which are designed to permit full recovery of certain costs and provide a return on certain assets allowed to be recovered through various clauses, include substantially all fuel, purchased power and interchange expense, costs associated with an FPSC-approved transmission and distribution storm protection plan, certain costs associated with the acquisition and retirement of several electric generation facilities, certain construction-related costs for certain of FPL's solar generation facilities, and conservation and certain environmental-related costs. Revenues from cost recovery clauses are recorded when billed; FPL achieves matching of costs and related revenues by deferring the net under-recovery or over-recovery. Any under-recovered costs or over-recovered revenues are collected from or returned to customers in subsequent periods.

If FPL were no longer subject to cost-based rate regulation, the existing regulatory assets and liabilities would be written off unless regulators specify an alternative means of recovery or refund. In addition, the FPSC has the authority to disallow recovery of costs that it considers excessive or imprudently incurred. The continued applicability of regulatory accounting is assessed at each reporting period. Regulatory assets and liabilities are discussed within various subsections below.

Base Rates Effective January 2022 through December 2025 – In December 2021, the FPSC issued a final order approving a stipulation and settlement between FPL and several intervenors in FPL's base rate proceeding (2021 rate agreement).

Key elements of the 2021 rate agreement, which is effective from January 2022 through at least December 2025, include, among other things, the following:

- New retail base rates and charges were established for the combined utility system (including the former Gulf Power Company service area) resulting in the following increases in annualized retail base revenues:
 - \$692 million beginning January 1, 2022, and

NEXTERA ENERGY, INC. AND FLORIDA POWER & LIGHT COMPANY
NOTES TO CONSOLIDATED FINANCIAL STATEMENTS (Continued)

- \$560 million beginning January 1, 2023.
- In addition, FPL is eligible to receive, subject to conditions specified in the 2021 rate agreement, base rate increases associated with the addition of up to 894 megawatts (MW) annually of new solar generation (through a Solar Base Rate Adjustment (SoBRA) mechanism) in each of 2024 and 2025, and may carry forward any unused MW in 2024 to 2025. FPL has agreed to an installed cost cap of \$1,250 per kilowatt and will be required to demonstrate that these proposed solar facilities are cost effective.
- FPL's authorized regulatory return on common equity (ROE) was 10.60%, with a range of 9.70% to 11.70%. However, in the event the average 30-year U.S. Treasury rate was 2.49% or greater over a consecutive six-month period, FPL was authorized to increase the regulatory ROE to 10.80% with a range of 9.80% to 11.80%. During August 2022, this provision was triggered and effective September 1, 2022, FPL's authorized regulatory ROE and ROE range were increased. If FPL's earned regulatory ROE falls below 9.80%, FPL may seek retail base rate relief. If the earned regulatory ROE rises above 11.80%, any party with standing may seek a review of FPL's retail base rates.
- Subject to certain conditions, FPL may amortize, over the term of the 2021 rate agreement, up to \$1.45 billion of depreciation reserve surplus, provided that in any year of the 2021 rate agreement FPL must amortize at least enough reserve amount to maintain its minimum authorized regulatory ROE and also may not amortize any reserve amount that would result in an earned regulatory ROE in excess of its maximum authorized regulatory ROE.
- FPL is authorized to expand SolarTogether[®], a voluntary community solar program that gives FPL electric customers an opportunity to participate directly in the expansion of solar energy where participants pay a fixed monthly subscription charge and receive credits on their related monthly customer bill, by constructing an additional 1,788 MW of solar generation from 2022 through 2025, such that the total capacity of SolarTogether[®] would be 3,278 MW.
- Future storm restoration costs would be recoverable on an interim basis beginning 60 days from the filing of a cost recovery petition, but capped at an amount that produces a surcharge of no more than \$4 for every 1,000 kilowatt-hour (kWh) of usage on residential bills during the first 12 months of cost recovery. Any additional costs would be eligible for recovery in subsequent years. If storm restoration costs exceed \$800 million in any given calendar year, FPL may request an increase to the \$4 surcharge. See Storm Funds, Storm Reserves and Storm Cost Recovery below.
- If federal or state permanent corporate income tax changes become effective during the term of the 2021 rate agreement, FPL will prospectively adjust base rates after a review by the FPSC. As a result of the enactment of the Inflation Reduction Act (IRA) (see Note 5), FPL's customers are expected to save approximately \$400 million over the remaining term of the 2021 rate agreement which includes a \$36 million one-time refund made in January 2023.

On September 28, 2023, the Florida Supreme Court ruled on the appeal of the FPSC's final order regarding FPL's 2021 rate agreement by Floridians Against Increased Rates, Inc. and, as a group, Florida Rising, Inc., Environmental Confederation of Southwest Florida, Inc. and League of United Latin American Citizens of Florida. The ruling remands the FPSC's order back to the FPSC. While management is unable to predict with certainty the eventual outcome, FPL believes the FPSC's subsequent order will maintain its determination that the 2021 rate agreement is in the public interest and should remain intact.

Base Rates Effective January 2017 through December 2021 – From January 2017 to December 2021, FPL operated under a base rate agreement (2016 rate agreement) that provided for, among other things, a regulatory ROE of 10.55%, with a range of 9.60% to 11.60% and, subject to certain conditions, the right to reduce depreciation expense up to \$1.25 billion (reserve), provided that in any year of the 2016 rate agreement FPL was required to amortize enough reserve to maintain an earned regulatory ROE within the range of 9.60% to 11.60%.

Electric Plant, Depreciation and Amortization – The cost of additions to units of property of FPL and NEER is added to electric plant in service and other property. In accordance with regulatory accounting, the cost of FPL's and NEER's rate-regulated transmission businesses' units of utility property retired, less estimated net salvage value, is charged to accumulated depreciation. Maintenance and repairs of property as well as replacements and renewals of items determined to be less than units of utility property are charged to other operations and maintenance (O&M) expenses. The American Recovery and Reinvestment Act of 2009, as amended, provided for an option to elect a cash grant (convertible investment tax credits (ITCs)) for certain renewable energy property (renewable property). Convertible ITCs are recorded as a reduction in property, plant and equipment on NEE's and FPL's consolidated balance sheets and are amortized as a reduction to depreciation and amortization expense over the estimated life of the related property. At December 31, 2023 and 2022, convertible ITCs, net of amortization, were approximately \$633 million (\$106 million at FPL) and \$693 million (\$111 million at FPL).

Depreciation of FPL's electric property is provided on a straight-line basis, primarily over its average remaining useful life. FPL includes in depreciation expense a provision for electric generation plant dismantlement, interim asset removal costs, accretion related to asset retirement obligations (see Decommissioning of Nuclear Plants, Dismantlement of Plants and Other Accrued Asset Removal Costs below) and storm recovery amortization. For substantially all of FPL's property, depreciation studies are performed periodically and filed with the FPSC which result in updated depreciation rates. As part of the 2021 rate agreement, the FPSC approved new unified depreciation rates which became effective January 1, 2022. Reserve amortization is recorded as either an increase or decrease to accrued asset removal costs which is reflected in noncurrent regulatory assets on NEE's and FPL's consolidated balance sheets. FPL files a twelve-month forecast with the FPSC each year which contains a regulatory ROE intended to be earned based on the best information FPL has at that time assuming normal weather. This forecast establishes a targeted regulatory ROE. In order to earn the targeted regulatory ROE in each reporting period subject to the conditions of the effective rate agreement, reserve amortization is calculated using a trailing thirteen-month average of retail rate base and capital

NEXTERA ENERGY, INC. AND FLORIDA POWER & LIGHT COMPANY
NOTES TO CONSOLIDATED FINANCIAL STATEMENTS (Continued)

structure in conjunction with the trailing twelve months regulatory retail base net operating income, which primarily includes the retail base portion of base and other revenues, net of O&M, depreciation and amortization, interest and tax expenses. In general, the net impact of these income statement line items is adjusted, in part, by reserve amortization or its reversal to earn the targeted regulatory ROE. See Rate Regulation – Base Rates Effective January 2022 through December 2025 above.

NEER's electric plant in service and other property less salvage value, if any, are depreciated primarily using the straight-line method over their estimated useful lives. NEER reviews the estimated useful lives of its fixed assets on an ongoing basis. NEER's oil and gas production assets are accounted for under the successful efforts method. Depletion expenses for the acquisition of reserve rights and development costs are recognized using the unit of production method. Depreciation of NEER's rate-regulated transmission assets are provided on a straight-line basis, primarily over their average remaining useful life. NEER includes in depreciation expense a provision for dismantlement, interim asset removal costs and accretion related to asset retirement obligations. For substantially all of NEER's rate-regulated transmission assets, depreciation studies are performed periodically and filed with FERC which result in updated depreciation rates.

Nuclear Fuel – FPL and NEER have several contracts for the supply of uranium and the conversion, enrichment and fabrication of nuclear fuel. See Note 15 – Contracts. FPL's and NEER's nuclear fuel costs are charged to fuel expense on a unit of production method.

Construction Activity – Allowance for funds used during construction (AFUDC) is a noncash item which represents the allowed cost of capital, including an ROE, used to finance construction projects. FPL records the portion of AFUDC attributable to borrowed funds as a reduction of interest expense and the remainder as other income. FPSC rules limit the recording of AFUDC to projects that have an estimated cost in excess of 0.4% of a utility's plant in service balance and require more than one year to complete. FPSC rules allow construction projects below the applicable threshold as a component of rate base.

FPL's construction work in progress includes construction materials, progress payments on major equipment contracts, engineering costs, AFUDC and other costs directly associated with the construction of various projects. Upon completion of the projects, these costs are transferred to electric utility plant in service and other property. Capitalized costs associated with construction activities are charged to O&M expenses when recoverability is no longer probable.

NEER capitalizes project development costs once it is probable that such costs will be realized through the ultimate construction of the related asset or sale of development rights. At December 31, 2023 and 2022, NEER's capitalized development costs totaled approximately \$1.5 billion and \$1.0 billion, respectively, which are included in noncurrent other assets on NEE's consolidated balance sheets. These costs include land rights and other third-party costs directly associated with the development of a new project. Upon commencement of construction, these costs either are transferred to construction work in progress or remain in other assets, depending upon the nature of the cost. Capitalized development costs are charged to O&M expenses when it is probable that these costs will not be realized.

NEER's construction work in progress includes construction materials, progress payments on major equipment contracts, third-party engineering costs, capitalized interest and other costs directly associated with the construction and development of various projects. Interest expense allocated from NextEra Energy Capital Holdings, Inc. (NEECH) to NEER is based on a deemed capital structure of 70% debt and differential membership interests sold by NextEra Energy Resources' subsidiaries. Upon commencement of project operation, costs associated with construction work in progress are transferred to electric plant in service and other property.

Asset Retirement Obligations – NEE and FPL each account for asset retirement obligations and conditional asset retirement obligations (collectively, AROs) under accounting guidance that requires a liability for the fair value of an ARO to be recognized in the period in which it is incurred if it can be reasonably estimated, with the offsetting associated asset retirement costs capitalized as part of the carrying amount of the long-lived assets. NEE's AROs relate primarily to decommissioning obligations of FPL's and NEER's nuclear units and to obligations for the dismantlement of certain of NEER's wind and solar facilities. See Decommissioning of Nuclear Plants, Dismantlement of Plants and Other Accrued Asset Removal Costs below and Note 11.

For NEE's rate-regulated operations, including FPL, the asset retirement cost is allocated to a regulatory liability or regulatory asset using a systematic and rational method over the asset's estimated useful life. Changes in the ARO resulting from the passage of time are recognized as an increase in the carrying amount of the ARO and a decrease in the regulatory liability or regulatory asset. Changes resulting from revisions to the timing or amount of the original estimate of cash flows are recognized as an increase or a decrease in the ARO and asset retirement cost, or regulatory liability when asset retirement cost is depleted.

For NEE's non-rate regulated operations, the asset retirement cost is allocated to expense using a systematic and rational method over the asset's estimated useful life. Changes in the ARO resulting from the passage of time are recognized as an increase in the carrying amount of the liability and as accretion expense, which is included in depreciation and amortization expense in NEE's consolidated statements of income. Changes resulting from revisions to the timing or amount of the original estimate of cash flows are recognized as an increase or a decrease in the asset retirement cost, or income when asset retirement cost is depleted.

NEXTERA ENERGY, INC. AND FLORIDA POWER & LIGHT COMPANY
NOTES TO CONSOLIDATED FINANCIAL STATEMENTS (Continued)

Decommissioning of Nuclear Plants, Dismantlement of Plants and Other Accrued Asset Removal Costs – For ratemaking purposes, FPL accrues for the cost of end of life retirement and disposal of its nuclear and other generation plants over the expected service life of each unit based on nuclear decommissioning and other generation dismantlement studies periodically filed with the FPSC. In addition, FPL accrues for interim removal costs over the life of the related assets based on depreciation studies approved by the FPSC. As approved by the FPSC, FPL previously suspended its annual decommissioning accrual. Any differences between expense recognized for financial reporting purposes and the amount recovered through rates are reported as a regulatory asset or liability in accordance with regulatory accounting. See Rate Regulation, Electric Plant, Depreciation and Amortization, and Asset Retirement Obligations above and Note 11.

Nuclear decommissioning studies are performed at least every five years and are filed with the FPSC for approval. FPL filed updated nuclear decommissioning studies with the FPSC in December 2020. These studies reflect, among other things, the expiration dates of the operating licenses for FPL's nuclear units at the time of the studies. The 2020 studies provide for the dismantlement of Turkey Point Units Nos. 3 and 4 following the end of plant operation with decommissioning activities commencing in 2052 and 2053, respectively, however, in 2022, the U.S. Nuclear Regulatory Commission (NRC) amended Turkey Point Units Nos. 3 and 4 license renewals by removing the 20 additional years of operation reflected in the studies. FPL filed a site-specific environmental impact statement with the NRC related to the previously approved 20-year renewal application for both Turkey Point operating licenses. Approval of the additional 20 years of operations is pending. The studies filed in 2020 also provide for St. Lucie Unit No. 1 to be mothballed beginning in 2036 with decommissioning activities to be integrated with the dismantlement of St. Lucie Unit No. 2 in 2043. These studies also assume that FPL will be storing spent fuel on site pending removal to a United States (U.S.) government facility. FPL's portion of the ultimate costs of decommissioning its four nuclear units, including costs associated with spent fuel storage above what is expected to be refunded by the U.S. Department of Energy (DOE) under a spent fuel settlement agreement, is estimated to be approximately \$9.4 billion, or \$2.5 billion expressed in 2023 dollars. The ultimate costs of decommissioning reflect the applications submitted to the NRC for the extension of Turkey Point Units Nos. 3 and 4 and St. Lucie Units Nos. 1 and 2 licenses for an additional 20 years.

Restricted funds for the payment of future expenditures to decommission FPL's nuclear units are included in nuclear decommissioning reserve funds, which are included in special use funds on NEE's and FPL's consolidated balance sheets. Marketable securities held in the decommissioning funds are primarily carried at fair value. See Note 4. Fund earnings, consisting of dividends, interest and realized gains and losses, net of taxes, are reinvested in the funds. Fund earnings, as well as any changes in unrealized gains and losses and estimated credit losses on debt securities, are not recognized in income and are reflected as a corresponding offset in the related regulatory asset or liability accounts. FPL does not currently make contributions to the decommissioning funds, other than the reinvestment of fund earnings. During 2023, 2022 and 2021 fund earnings on decommissioning funds were approximately \$144 million, \$58 million and \$173 million, respectively. The tax effects of amounts not yet recognized for tax purposes are included in deferred income taxes.

Other generation plant dismantlement studies are performed periodically and are submitted to the FPSC for approval. Previously approved studies were effective from January 1, 2017 through December 2021 and resulted in an annual expense of \$26 million which is recorded in depreciation and amortization expense in NEE's and FPL's consolidated statements of income. As part of the 2021 rate agreement, the FPSC approved a new annual expense of \$48 million based on FPL's updated dismantlement studies which became effective January 1, 2022. At December 31, 2023, FPL's portion of the ultimate cost to dismantle its other generation units is approximately \$2.4 billion, or \$1.2 billion expressed in 2023 dollars.

NEER's AROs primarily include nuclear decommissioning liabilities for Seabrook Station (Seabrook), Duane Arnold Energy Center (Duane Arnold) and Point Beach Nuclear Power Plant (Point Beach) and dismantlement liabilities for its wind and solar facilities. The liabilities are being accreted using the interest method through the date decommissioning or dismantlement activities are expected to be complete. See Note 11. At December 31, 2023 and 2022, NEER's ARO was approximately \$1.3 billion and \$1.2 billion, respectively, and was primarily determined using various internal and external data and applying a probability percentage to a variety of scenarios regarding the life of the plant and timing of decommissioning or dismantlement. NEER's portion of the ultimate cost of decommissioning its nuclear plants, including costs associated with spent fuel storage above what is expected to be refunded by the DOE under a spent fuel settlement agreement, is estimated to be approximately \$9.8 billion, or \$2.2 billion expressed in 2023 dollars. The ultimate cost to dismantle NEER's wind and solar facilities is estimated to be approximately \$3.1 billion.

Seabrook files a comprehensive nuclear decommissioning study with the New Hampshire Nuclear Decommissioning Financing Committee (NDFC) every four years; the most recent study was filed in 2023. Seabrook's decommissioning funding plan is also subject to annual review by the NDFC. Currently, there are no ongoing decommissioning funding requirements for Seabrook, Duane Arnold and Point Beach, however, the NRC, and in the case of Seabrook, the NDFC, has the authority to require additional funding in the future. NEER's portion of Seabrook's, Duane Arnold's and Point Beach's restricted funds for the payment of future expenditures to decommission these plants is included in nuclear decommissioning reserve funds, which are included in special use funds on NEE's consolidated balance sheets. Marketable securities held in the decommissioning funds are primarily carried at fair value. See Note 4. Market adjustments for debt securities result in a corresponding adjustment to other comprehensive income (OCI), except for estimated credit losses and unrealized losses on debt securities intended or

NEXTERA ENERGY, INC. AND FLORIDA POWER & LIGHT COMPANY
NOTES TO CONSOLIDATED FINANCIAL STATEMENTS (Continued)

required to be sold prior to recovery of the amortized cost basis, which are recognized in other – net in NEE's consolidated statements of income. Market adjustments for equity securities are recorded in change in unrealized gains (losses) on equity securities held in NEER's nuclear decommissioning funds – net in NEE's consolidated statements of income. Fund earnings, consisting of dividends, interest and realized gains and losses are recognized in income and are reinvested in the funds. The tax effects of amounts not yet recognized for tax purposes are included in deferred income taxes.

Major Maintenance Costs – FPL expenses costs associated with planned maintenance for its non-nuclear electric generation plants as incurred. FPL recognizes costs associated with planned major nuclear maintenance in accordance with regulatory treatment. FPL defers nuclear maintenance costs for each nuclear unit's planned outage to a regulatory asset as the costs are incurred. FPL amortizes the costs to O&M expense using the straight-line method over the period from the end of the current outage to the next planned outage where the respective work scope is performed.

NEER uses the deferral method to account for certain planned major maintenance costs. NEER's major maintenance costs for its nuclear generation units, combustion turbines and battery storage are capitalized (included in noncurrent other assets on NEE's consolidated balance sheets) and amortized to O&M expense using the straight-line method over the period from the end of the current outage to the next planned outage where the respective work scope is performed.

Cash Equivalents – Cash equivalents consist of short-term, highly liquid investments with original maturities of generally three months or less.

Restricted Cash – At December 31, 2023 and 2022, NEE had approximately \$730 million (\$15 million for FPL) and \$1,840 million (\$33 million for FPL), respectively, of restricted cash, which is included in current other assets on NEE's and FPL's consolidated balance sheets. Restricted cash is primarily related to debt service payments and margin cash collateral requirements at NEER and bond proceeds held for construction at FPL. In addition, where offsetting positions exist, restricted cash related to margin cash collateral of \$194 million is netted against derivative assets and \$815 million is netted against derivative liabilities at December 31, 2023 and \$7 million is netted against derivative assets and \$1,541 million is netted against derivative liabilities at December 31, 2022. See Note 3.

Measurement of Credit Losses on Financial Instruments – NEE and FPL follow the current expected credit loss (CECL) model to account for credit losses for certain financial assets measured at amortized cost.

Allowance for Doubtful Accounts and Bad Debt – FPL maintains an accumulated provision for uncollectible customer accounts receivable that is estimated using a percentage, derived from historical revenue and write-off trends, of the previous four months of revenue, and includes estimates of credit and other losses based on both current events and forecasts. NEER regularly reviews collectibility of its receivables and establishes a provision for losses estimated as a percentage of accounts receivable based on the historical bad debt write-off trends for its retail electricity provider operations, as well as includes estimates for credit and other losses based on both current events and forecasts. When necessary, NEER uses the specific identification method for all other receivables.

Credit Losses – NEE's credit department monitors current and forward credit exposure to counterparties and their affiliates. Prospective and existing customers are reviewed for creditworthiness based on established standards and credit quality indicators. Credit quality indicators and standards that are closely monitored include credit ratings, certain financial ratios and delinquency trends which are based off the latest available information. Customers not meeting minimum standards provide various credit enhancements or secured payment terms, such as letters of credit, the posting of margin cash collateral or use of master netting arrangements.

For the years ended December 31, 2023, 2022 and 2021, NEE recorded approximately \$77 million, \$113 million and \$146 million of bad debt expense, including credit losses, respectively, which are included in O&M expenses in NEE's consolidated statements of income. The amounts recorded in 2021 primarily relate to credit losses at NEER driven by the operational and energy market impacts of severe prolonged winter weather in Texas in February 2021 (February 2021 weather event). The estimate for credit losses related to the impacts of the February 2021 weather event was developed based on NEE's assessment of the ultimate collectability of these receivables.

Inventory – FPL values materials, supplies and fuel inventory using a weighted-average cost method. NEER's materials, supplies and fuel inventories, which include emissions allowances and renewable energy credits, are carried at the lower of weighted-average cost and net realizable value, unless evidence indicates that the weighted-average cost will be recovered with a normal profit upon sale in the ordinary course of business.

Energy Trading – NEE provides full energy and capacity requirements services primarily to distribution utilities, which include load-following services and various ancillary services, in certain markets and engages in power and fuel marketing and trading activities to optimize the value of electricity and fuel contracts, generation facilities and gas infrastructure assets, as well as to take advantage of projected favorable commodity price movements. Trading contracts that meet the definition of a derivative are

NEXTERA ENERGY, INC. AND FLORIDA POWER & LIGHT COMPANY
NOTES TO CONSOLIDATED FINANCIAL STATEMENTS (Continued)

accounted for at fair value and realized gains and losses from all trading contracts, including those where physical delivery is required, are recorded net for all periods presented. See Note 3.

Storm Funds, Storm Reserves and Storm Cost Recovery – The storm funds provide coverage toward FPL's storm damage costs. Marketable securities held in the storm funds are carried at fair value. See Note 4. Fund earnings, consisting of dividends, interest and realized gains and losses, net of taxes, are reinvested in the funds. Fund earnings, as well as any changes in unrealized gains and losses, are not recognized in income and are reflected as a corresponding adjustment to the storm reserve. The tax effects of amounts not yet recognized for tax purposes are included in deferred income taxes. The storm funds are included in special use funds and the storm reserves in noncurrent regulatory liabilities or, in the case of a deficit, in regulatory assets on NEE's and FPL's consolidated balance sheets.

During 2023, the FPSC approved FPL's request to begin recovering eligible storm costs of approximately \$1.3 billion, primarily related to surcharges for Hurricanes Ian and Nicole which impacted FPL's service area in 2022. The amount is being collected through an interim surcharge that will apply for a 12-month period that began April 2023 and is subject to refund based on an FPSC prudence review. Recoverable storm costs are recorded as current and noncurrent regulatory assets on NEE's and FPL's consolidated balance sheets. The unpaid portion of the storm restoration costs at December 31, 2022, of approximately \$618 million, including estimated capital costs, is included in other current liabilities on NEE's and FPL's 2022 consolidated balance sheet.

Contract Assets – From time to time, NEER enters into agreements to build and sell renewable generation facilities and other assets to third parties. At December 31, 2023 and 2022, contract assets on NEE's consolidated balance sheets primarily represent costs for such facilities and assets that are expected to be sold in less than 12 months.

Impairment of Long-Lived Assets – NEE evaluates long-lived assets for impairment when events or changes in circumstances indicate that the carrying amount may not be recoverable. The impairment loss to be recognized is the amount by which the carrying value of the long-lived asset exceeds the asset's fair value. In most instances, the fair value is determined by discounting estimated future cash flows using an appropriate interest rate.

Impairment of Equity Method Investments – NEE evaluates its equity method investments for impairment when events or changes in circumstances indicate that the fair value of the investment is less than the carrying value and the investment may be other than temporarily impaired (OTTI). An impairment loss is required to be recognized if the impairment is deemed to be other than temporary. Investments that are OTTI are written down to their estimated fair value and cannot subsequently be written back up for increases in estimated fair value. Impairment losses are recorded in equity in earnings (losses) of equity method investees in NEE's consolidated statements of income. See Note 4 – Nonrecurring Fair Value Measurements.

Goodwill and Other Intangible Assets – NEE's goodwill and other intangible assets are as follows:

	Weighted-Average Useful Lives (years)	December 31,	
		2023	2022
		(millions)	
Goodwill (by reporting unit):			
FPL segment, primarily rate-regulated utilities		\$ 2,965	\$ 2,989
NEER segment:			
Rate-regulated assets, primarily transmission		1,218	1,218
Gas infrastructure		487	487
Clean energy assets (see Note 6)		315	54
Customer supply		95	95
Corporate and Other		11	11
Total goodwill		\$ 5,091	\$ 4,854
Other intangible assets not subject to amortization, primarily land easements		\$ 136	\$ 136
Other intangible assets subject to amortization:			
Purchased power agreements (see Note 6)	10	\$ 988	\$ 549
Biogas rights agreements (see Note 6)	30	531	—
Other, primarily transportation contracts and customer lists	24	187	173
Total		1,706	722
Accumulated amortization		(150)	(99)
Total other intangible assets subject to amortization – net		\$ 1,556	\$ 623

NEXTERA ENERGY, INC. AND FLORIDA POWER & LIGHT COMPANY
NOTES TO CONSOLIDATED FINANCIAL STATEMENTS (Continued)

NEE's, including FPL's, goodwill relates to various acquisitions which were accounted for using the acquisition method of accounting. Other intangible assets are primarily included in noncurrent other assets on NEE's consolidated balance sheets. NEE's other intangible assets subject to amortization are amortized, primarily on a straight-line basis, over their estimated useful lives. Amortization of the other intangible assets was approximately \$58 million, \$18 million and \$25 million for the years ended December 31, 2023, 2022 and 2021, respectively, and is expected to be approximately \$57 million, \$51 million, \$49 million, \$47 million and \$45 million for 2024, 2025, 2026, 2027 and 2028, respectively.

Goodwill and other intangible assets not subject to amortization are assessed for impairment at least annually by applying a fair value-based analysis. Other intangible assets subject to amortization are periodically reviewed when impairment indicators are present to assess recoverability from future operations using undiscounted future cash flows.

Pension Plan – NEE records the service cost component of net periodic benefit income to O&M expense and the non-service cost component to other net periodic benefit income in NEE's consolidated statements of income. NEE allocates net periodic pension income to its subsidiaries based on the pensionable earnings of the subsidiaries' employees. Accounting guidance requires recognition of the funded status of the pension plan in the balance sheet, with changes in the funded status recognized in other comprehensive income within shareholders' equity in the year in which the changes occur. Since NEE is the plan sponsor, and its subsidiaries do not have separate rights to the plan assets or direct obligations to their employees, this accounting guidance is reflected at NEE and not allocated to the subsidiaries. The portion of previously unrecognized actuarial gains and losses and prior service costs or credits that are estimated to be allocable to FPL as net periodic (income) cost in future periods and that otherwise would be recorded in accumulated other comprehensive income (AOCI) are classified as regulatory assets and liabilities at NEE in accordance with regulatory treatment.

Stock-Based Compensation – NEE accounts for stock-based payment transactions based on grant-date fair value. Compensation costs for awards with graded vesting are recognized on a straight-line basis over the requisite service period for the entire award. Forfeitures of stock-based awards are recognized as they occur. See Note 14 – Stock-Based Compensation.

Retirement of Long-Term Debt – For NEE's rate-regulated subsidiaries, including FPL, gains and losses that result from differences in reacquisition cost and the net book value of long-term debt which is retired are deferred as a regulatory asset or liability and amortized to interest expense ratably over the remaining life of the original issue, which is consistent with their treatment in the ratemaking process. NEE's non-rate regulated subsidiaries recognize such differences in interest expense at the time of retirement.

Structured Payables – Under NEE's structured payables program, subsidiaries of NEE issue negotiable drafts, backed by NEECH guarantees, to settle invoices with suppliers with payment terms (on average approximately 90 days) that extend the original invoice due date (typically 30 days) and include a service fee. At their discretion, the suppliers may assign the negotiable drafts and the rights under the NEECH guarantees to financial institutions. NEE and its subsidiaries are not party to any contractual agreements between their suppliers and the applicable financial institutions.

At December 31, 2023 and 2022, NEE's outstanding obligations under its structured payables program were approximately \$4.7 billion and \$3.7 billion, respectively, substantially all of which is included in accounts payable on NEE's consolidated balance sheets.

Income Taxes – Deferred income taxes are recognized on all significant temporary differences between the financial statement and tax bases of assets and liabilities, and are presented as noncurrent on NEE's and FPL's consolidated balance sheets. In connection with the tax sharing agreement between NEE and certain of its subsidiaries, the income tax provision at each applicable subsidiary reflects the use of the "separate return method," except that tax benefits that could not be used on a separate return basis, but are used on the consolidated tax return, are recorded by the applicable subsidiary that generated the tax benefits. Any remaining consolidated income tax benefits or expenses are recorded at the corporate level. Included in other regulatory assets and other regulatory liabilities on NEE's and FPL's consolidated balance sheets is the revenue equivalent of the difference in deferred income taxes computed under accounting rules, as compared to regulatory accounting rules. The net regulatory liability totaled \$3,195 million (\$3,145 million for FPL) and \$3,504 million (\$3,449 million for FPL) at December 31, 2023 and 2022, respectively, and is being amortized in accordance with the regulatory treatment over the estimated lives of the assets or liabilities for which the deferred tax amount was initially recognized.

Production tax credits (PTCs) are recognized as wind and solar energy is generated and sold based on a per kWh rate prescribed in applicable federal and state statutes and are recorded as a reduction of current income taxes payable, unless limited by tax law in which instance they are recorded as deferred tax assets. NEER recognizes ITCs as a reduction to income tax expense when the related energy property is placed into service. FPL recognizes ITCs as a reduction to income tax expense over the depreciable life of the related energy property. At December 31, 2023 and 2022, FPL's accumulated deferred ITCs were approximately \$997 million and \$1,031 million, respectively, and are included in noncurrent regulatory liabilities on NEE's and FPL's consolidated balance sheets. For taxable years beginning after 2022, renewable energy tax credits generated during the taxable year can be transferred to an unrelated purchaser for cash and are accounted for under *Accounting Standards Codification 740 - Income Taxes*. Proceeds resulting from the sales of renewable energy tax credits, approximately \$370 million

NEXTERA ENERGY, INC. AND FLORIDA POWER & LIGHT COMPANY
NOTES TO CONSOLIDATED FINANCIAL STATEMENTS (Continued)

in 2023, are reported in the cash paid (received) for income taxes – net within the supplemental disclosures of cash flow information on NEE's consolidated statements of cash flows.

A valuation allowance is recorded to reduce the carrying amounts of deferred tax assets when it is more likely than not that such assets will not be realized. NEE recognizes interest income (expense) related to unrecognized tax benefits (liabilities) in interest income and interest expense, respectively, net of the amount deferred at FPL. At FPL, the offset to accrued interest receivable (payable) on income taxes is classified as a regulatory liability (regulatory asset) which will be amortized to income (expense) over a five-year period upon settlement in accordance with regulatory treatment. All tax positions taken by NEE in its income tax returns that are recognized in the financial statements must satisfy a more-likely-than-not threshold. NEE and its subsidiaries file income tax returns in the U.S. federal jurisdiction and various states, the most significant of which is Florida, and certain foreign jurisdictions. Federal tax liabilities, with the exception of certain refund claims, are effectively settled for all years prior to 2019. State and foreign tax liabilities, which have varied statutes of limitations regarding additional assessments, are generally effectively settled for years prior to 2019. At December 31, 2023, NEE had unrecognized tax benefits of approximately \$96 million that, if recognized, could impact the annual effective income tax rate. The amounts of unrecognized tax benefits and related interest accruals may change within the next 12 months; however, NEE and FPL do not expect these changes to have a significant impact on NEE's or FPL's financial statements. See Note 5.

Noncontrolling Interests – Noncontrolling interests represent the portion of net assets in consolidated entities that are not owned by NEE and are reported as a component of equity on NEE's consolidated balance sheets. At December 31, 2023, noncontrolling interests on NEE's consolidated balance sheets primarily reflects the interests related to differential membership interests discussed below, as well as other noncontrolling interests in certain wind and solar generation and transmission facilities sold to non-affiliated parties and NextEra Energy Partners, LP (NEP).

Certain subsidiaries of NextEra Energy Resources have sold Class B noncontrolling membership interests in entities that have ownership interests in wind generation, solar generation and battery storage facilities, with generating/storage capacity in operation or under construction totaling approximately 13,527 MW, 4,049 MW and 1,077 MW, respectively, at December 31, 2023, to third-party investors (differential membership interests). The third-party investors are allocated earnings, tax attributes and cash flows in accordance with the respective limited liability company agreements. Those economics are allocated primarily to the third-party investors until they receive a targeted return (the flip date) and thereafter to NEE. NEE has the right to call the third-party interests at specified amounts if and when the flip date occurs. NEE has determined the allocation of economics between the controlling party and third-party investor should not follow the respective ownership percentages for each wind generation, solar generation and battery storage project but rather the hypothetical liquidation of book value (HLBV) method based on the governing provisions in each respective limited liability company agreement. Under the HLBV method, the amounts of income and loss attributable to the noncontrolling interest reflects changes in the amount the owners would hypothetically receive at each balance sheet date under the respective liquidation provisions, assuming the net assets of these entities were liquidated at the recorded amounts, after taking into account any capital transactions, such as contributions and distributions, between the entities and the owners. At the point in time that the third-party investor, in hypothetical liquidation, would achieve its targeted return, NEE attributes the additional hypothetical proceeds to the differential membership interests based on the call price. A loss attributable to noncontrolling interests on NEE's consolidated statements of income represents earnings attributable to NEE.

At December 31, 2023 and 2022, approximately \$8,857 million and \$7,610 million, respectively, of noncontrolling interests on NEE's consolidated balance sheets relates to differential membership interests. For the years ended December 31, 2023, 2022 and 2021, NEE recorded earnings of approximately \$1,135 million, \$987 million and \$825 million, respectively, associated with differential membership interests, which is reflected as net loss attributable to noncontrolling interests on NEE's consolidated statements of income.

Redeemable Noncontrolling Interests – Certain subsidiaries of NextEra Energy Resources sold Class B noncontrolling membership interests in entities that have ownership interests in wind generation, as well as solar and solar plus battery storage facilities to third-party investors. As specified in the respective limited liability company agreements, if, subject to certain contingencies, certain events occur, including, among others, those that would delay completion or cancel any of the underlying projects, an investor has the option to require NEER to return all or part of its investment. As these potential redemptions were outside of NEER's control, these balances were classified as redeemable noncontrolling interests on NEE's consolidated balance sheets as of December 31, 2023 and 2022. During 2023, the contingencies associated with the December 31, 2022 balance were resolved and reclassified to noncontrolling interests. The contingencies associated with the December 31, 2023 balance are expected to be resolved in 2024.

Variable Interest Entities (VIEs) – An entity is considered to be a VIE when its total equity investment at risk is not sufficient to permit the entity to finance its activities without additional subordinated financial support, or its equity investors, as a group, lack the characteristics of having a controlling financial interest. A reporting company is required to consolidate a VIE as its primary beneficiary when it has both the power to direct the activities of the VIE that most significantly impact the VIE's economic performance, and the obligation to absorb losses or the right to receive benefits from the VIE that could potentially be significant

NEXTERA ENERGY, INC. AND FLORIDA POWER & LIGHT COMPANY
NOTES TO CONSOLIDATED FINANCIAL STATEMENTS (Continued)

to the VIE. NEE and FPL evaluate whether an entity is a VIE whenever reconsideration events as defined by the accounting guidance occur. See Note 9.

Leases – NEE and FPL determine if an arrangement is a lease at inception. NEE and FPL recognize a right-of-use (ROU) asset and a lease liability for operating and finance leases by recognizing and measuring leases at the commencement date based on the present value of lease payments over the lease term. For sales-type leases, the book value of the leased asset is removed from the balance sheet and a net investment in sales-type lease is recognized based on fixed payments under the contract and the residual value of the asset being leased. NEE and FPL have elected not to apply the recognition requirements to short-term leases and not to separate nonlease components from associated lease components for all classes of underlying assets except for purchased power agreements. ROU assets are included in noncurrent other assets, lease liabilities are included in current and noncurrent other liabilities and net investments in sales-type leases are included in current and noncurrent other assets on NEE's and FPL's consolidated balance sheets. Operating lease expense is included in O&M or fuel, purchased power and interchange expenses, interest and amortization expenses associated with finance leases are included in interest expense and depreciation and amortization expense, respectively, and rental income associated with operating leases and interest income associated with sales-type leases are included in operating revenues in NEE's and FPL's consolidated statements of income. See Note 10.

Disposal of Businesses/Assets and Sale of Noncontrolling Ownership Interests – In November 2023, FPL sold its ownership interests in its Florida City Gas business for cash proceeds of approximately \$924 million. In connection with the sale, a gain of approximately \$406 million (\$306 million after tax at NEE and \$300 million after tax at FPL) was recorded in NEE's and FPL's consolidated statements of income for the year ended December 31, 2023 and is included in gains on disposal of businesses/assets - net.

In June 2023, subsidiaries of NextEra Energy Resources sold to a NEP subsidiary their 100% ownership interests in five wind generation facilities and three solar generation facilities located in geographically diverse locations throughout the U.S. with a total generating capacity of 688 MW for cash proceeds of approximately \$566 million, plus working capital of \$32 million. A NextEra Energy Resources affiliate will continue to operate the facilities included in the sale.

In December 2022, subsidiaries of NextEra Energy Resources sold (i) a 49% controlling ownership interest in three wind generation facilities and one solar plus battery facility located in geographically diverse locations throughout the U.S. with a total generating capacity of 1,437 MW and 65 MW of battery storage capacity, two of which facilities were under construction, and (ii) their 100% ownership interest in three wind generation facilities located in the Midwest region of the U.S. with a total generating capacity of 347 MW to a NEP subsidiary for cash proceeds of approximately \$805 million, plus working capital and other adjustments of \$8 million. NEE continued to consolidate one of the projects under construction for accounting purposes through March 2023 and the second project under construction through July 2023. A NextEra Energy Resources affiliate will continue to operate the facilities included in the sale. In connection with the sale, a gain of approximately \$301 million (\$230 million after tax) was recorded in NEE's consolidated statements of income for the year ended December 31, 2022 and is included in the gains on disposal of businesses/assets – net. In connection with the two facilities that were under construction, approximately \$251 million of cash received was recorded as contract liabilities, which is included in current other liabilities on NEE's consolidated balance sheet at December 31, 2022. The contract liabilities related to sale proceeds from NEP of approximately \$150 million and differential membership interests of approximately \$101 million. In 2023, the two facilities achieved commercial operations and approximately \$251 million of contract liabilities were reversed and the sale of those facilities was recognized for accounting purposes. In addition, NextEra Energy Resources was responsible to pay for all construction costs related to the portfolio. At December 31, 2023 and December 31, 2022, approximately \$68 million and \$810 million, respectively, are included in accounts payable on NEE's consolidated balance sheets and represent amounts owed by NextEra Energy Resources to NEP to reimburse NEP for construction costs.

In 2022, subsidiaries of NextEra Energy Resources sold to a NEP subsidiary a 67% controlling ownership interest in a battery storage facility in California with storage capacity of 230 MW, for cash proceeds of approximately \$191 million, plus working capital and other adjustments of \$2 million. A NextEra Energy Resources affiliate will continue to operate the facility included in the sale. In connection with the sale, a gain of approximately \$87 million (\$66 million after tax) was recorded in NEE's consolidated statements of income for the year ended December 31, 2022 and is included in gains on disposal of businesses/assets – net.

NEXTERA ENERGY, INC. AND FLORIDA POWER & LIGHT COMPANY NOTES TO CONSOLIDATED FINANCIAL STATEMENTS (Continued)

In 2021, subsidiaries of NextEra Energy Resources sold their 100% ownership interest, comprised of a 50% controlling ownership interest to a NEP subsidiary and a 50% noncontrolling ownership interest to a third party, in a portfolio of seven wind generation facilities and six solar generation facilities in geographically diverse locations throughout the U.S. representing a total generating capacity of 2,520 MW and 115 MW of battery storage capacity, three of which facilities were under construction. Total cash proceeds for these two separate transactions totaled approximately \$1.7 billion. NEER continued to consolidate the three projects under construction for accounting purposes through the first quarter of 2022. A NextEra Energy Resources affiliate will continue to operate the facilities included in the sales. In connection with the sales, a loss of approximately \$53 million (\$33 million after tax) was recorded in NEE's consolidated statements of income for the year ended December 31, 2021 and is included in gains on disposal of businesses/assets – net. In connection with the three facilities that were under construction, approximately \$668 million of cash received was recorded as contract liabilities on NEE's consolidated balance sheet. The contract liabilities related to sale proceeds from NEP and the third party of approximately \$349 million and differential membership interests of approximately \$319 million, of which \$117 million was contingent on the enactment of a solar PTC by a specified date in 2022. In 2022, the three facilities achieved commercial operations and approximately \$551 million of contract liabilities were reversed and the sale of those facilities was recognized for accounting purposes. In addition, the IRA was enacted establishing a solar PTC which resolved the outstanding contingencies and \$117 million of contract liabilities were reversed and a gain was recorded in NEE's consolidated statements of income for the year ended December 31, 2022 which is included in gains on disposal of businesses/assets – net.

In 2021, subsidiaries of NextEra Energy Resources sold to a NEP subsidiary their 100% ownership interests in three wind generation facilities and one solar generation facility located in the West and Midwest regions of the U.S. with a total generating capacity of 467 MW and 33.3% of the noncontrolling ownership interests in four solar generation facilities and multiple distributed generation solar facilities located in geographically diverse locations throughout the U.S. representing a total net ownership interest in plant capacity (net generating capacity) of 122 MW for cash proceeds of approximately \$563 million, plus working capital and other adjustments of \$22 million. A NextEra Energy Resources affiliate will continue to operate the facilities included in the sale. In connection with the sale, a gain of approximately \$94 million (\$69 million after tax) was recorded in NEE's consolidated statements of income for the year ended December 31, 2021, which is included in gains on disposal of businesses/assets – net, and noncontrolling interests of approximately \$125 million and additional paid-in capital of approximately \$60 million (\$43 million after tax) were recorded on NEE's consolidated balance sheet.

2. Revenue from Contracts with Customers

Revenue is recognized when control of the promised goods or services is transferred to customers at an amount that reflects the consideration to which the entity expects to be entitled in exchange for those goods and services. The promised goods or services in the majority of NEE's contracts with customers is, at FPL, for the delivery of electricity based on tariff rates approved by the FPSC and, at NEER, for the delivery of energy commodities and the availability of electric capacity and electric transmission.

FPL and NEER generate substantially all of NEE's operating revenues, which primarily include revenues from contracts with customers, as well as derivative (see Note 3) and lease transactions at NEER. For the vast majority of contracts with customers, NEE believes that the obligation to deliver energy, capacity or transmission is satisfied over time as the customer simultaneously receives and consumes benefits as NEE performs. In 2023, 2022 and 2021, NEE's revenue from contracts with customers was approximately \$24.8 billion (\$18.2 billion at FPL), \$23.0 billion (\$17.2 billion at FPL) and \$18.8 billion (\$14.1 billion at FPL), respectively. NEE's and FPL's receivables are primarily associated with revenues earned from contracts with customers, as well as derivative and lease transactions at NEER, and consist of both billed and unbilled amounts, which are recorded in customer receivables and other receivables on NEE's and FPL's consolidated balance sheets. Receivables represent unconditional rights to consideration and reflect the differences in timing of revenue recognition and cash collections. For substantially all of NEE's and FPL's receivables, regardless of the type of revenue transaction from which the receivable originated, customer and counterparty credit risk is managed in the same manner and the terms and conditions of payment are similar. During 2021, NEER did not recognize approximately \$180 million of revenue related to reimbursable expenses from a counterparty that were deemed not probable of collection. These reimbursable expenses arose from the impacts of the February 2021 weather event. These determinations were made based on assessments of the counterparty's creditworthiness and NEER's ability to collect.

FPL – FPL's revenues are derived primarily from tariff-based sales that result from providing electricity to retail customers in Florida with no defined contractual term. Electricity sales to retail customers account for approximately 90% of FPL's 2023 operating revenues, the majority of which are to residential customers. FPL's retail customers receive a bill monthly based on the amount of monthly kWh usage with payment due monthly. For these types of sales, FPL recognizes revenue as electricity is delivered and billed to customers, as well as an estimate for electricity delivered and not yet billed. The billed and unbilled amounts represent the value of electricity delivered to the customer. At December 31, 2023 and 2022, FPL's unbilled revenues amounted to approximately \$633 million and \$661 million, respectively, and are included in customer receivables on NEE's and FPL's consolidated balance sheets. Certain contracts with customers contain a fixed price which primarily relate to certain power purchase agreements with maturity dates through 2041. As of December 31, 2023, FPL expects to record approximately \$380 million of revenues related to the fixed capacity price components of such contracts over the remaining terms of the related

NEXTERA ENERGY, INC. AND FLORIDA POWER & LIGHT COMPANY
NOTES TO CONSOLIDATED FINANCIAL STATEMENTS (Continued)

contracts as the capacity is provided. These contracts also contain a variable price component for energy usage which FPL recognizes as revenue as the energy is delivered based on rates stipulated in the respective contracts.

NEER – *NEER*'s revenue from contracts with customers is derived primarily from the sale of energy commodities, electric capacity and electric transmission. For these types of sales, *NEER* recognizes revenue as energy commodities are delivered and as electric capacity and electric transmission are made available, consistent with the amounts billed to customers based on rates stipulated in the respective contracts as well as an accrual for amounts earned but not yet billed. The amounts billed and accrued represent the value of energy or transmission delivered and/or the capacity of energy or transmission available to the customer. Revenues yet to be earned under these contracts, which have maturity dates ranging from 2024 to 2053, will vary based on the volume of energy or transmission delivered and/or available. *NEER*'s customers typically receive bills monthly with payment due within 30 days. Certain contracts with customers contain a fixed price which primarily relate to electric capacity sales through 2036, certain power purchase agreements with maturity dates through 2034 and capacity sales associated with natural gas transportation through 2062. At December 31, 2023, *NEER* expects to record approximately \$1.2 billion of revenues related to the fixed price components of such contracts over the remaining terms of the related contracts as the capacity is provided. The power purchase agreements also contain a variable price component for energy usage which *NEER* recognizes as revenue as the energy is delivered based on rates stipulated in the respective contracts.

3. Derivative Instruments

NEE and *FPL* use derivative instruments (primarily swaps, options, futures and forwards) to manage the physical and financial risks inherent in the purchase and sale of fuel and electricity, as well as interest rate and foreign currency exchange rate risk associated primarily with outstanding and expected future debt issuances and borrowings, and to optimize the value of *NEER*'s power generation and gas infrastructure assets. *NEE* and *FPL* do not utilize hedge accounting for their cash flow and fair value hedges.

With respect to commodities related to *NEE*'s competitive energy business, *NEER* employs risk management procedures to conduct its activities related to optimizing the value of its power generation and gas infrastructure assets, providing full energy and capacity requirements services primarily to distribution utilities, and engaging in power and fuel marketing and trading activities to take advantage of expected future favorable price movements and changes in the expected volatility of prices in the energy markets. These risk management activities involve the use of derivative instruments executed within prescribed limits to manage the risk associated with fluctuating commodity prices. Transactions in derivative instruments are executed on recognized exchanges or via the over-the-counter markets, depending on the most favorable credit terms and market execution factors. For *NEER*'s power generation and gas infrastructure assets, derivative instruments are used to hedge all or a portion of the expected output of these assets. These hedges are designed to reduce the effect of adverse changes in the wholesale forward commodity markets associated with *NEER*'s power generation and gas infrastructure assets. With regard to full energy and capacity requirements services, *NEER* is required to vary the quantity of energy and related services based on the load demands of the customers served. For this type of transaction, derivative instruments are used to hedge the anticipated electricity quantities required to serve these customers and reduce the effect of unfavorable changes in the forward energy markets. Additionally, *NEER* takes positions in energy markets based on differences between actual forward market levels and management's view of fundamental market conditions, including supply/demand imbalances, changes in traditional flows of energy, changes in short- and long-term weather patterns and anticipated regulatory and legislative outcomes. *NEER* uses derivative instruments to realize value from these market dislocations, subject to strict risk management limits around market, operational and credit exposure.

Derivative instruments, when required to be marked to market, are recorded on *NEE*'s and *FPL*'s consolidated balance sheets as either an asset or liability measured at fair value. At *FPL*, substantially all changes in the derivatives' fair value are deferred as a regulatory asset or liability until the contracts are settled, and, upon settlement, any gains or losses are passed through the fuel and purchased power cost recovery clause (fuel clause). For *NEE*'s non-rate regulated operations, predominantly *NEER*, essentially all changes in the derivatives' fair value for power purchases and sales, fuel sales and trading activities are recognized on a net basis in operating revenues and the equity method investees' related activity is recognized in equity in earnings (losses) of equity method investees in *NEE*'s consolidated statements of income. Settlement gains and losses are included within the line items in the consolidated statements of income to which they relate. Transactions for which physical delivery is deemed not to have occurred are presented on a net basis in the consolidated statements of income. For commodity derivatives, *NEE* believes that, where offsetting positions exist at the same location for the same time, the transactions are considered to have been netted and therefore physical delivery has been deemed not to have occurred for financial reporting purposes. Settlements related to derivative instruments are substantially all recognized in net cash provided by operating activities in *NEE*'s and *FPL*'s consolidated statements of cash flows.

For interest rate and foreign currency derivative instruments, all changes in the derivatives' fair value, as well as the transaction gain or loss on foreign denominated debt, are recognized in interest expense and the equity method investees' related activity is recognized in equity in earnings (losses) of equity method investees in *NEE*'s consolidated statements of income. At December 31, 2023, *NEE*'s AOCI included immaterial amounts related to discontinued interest rate cash flow hedges with expiration dates through March 2035 and foreign currency cash flow hedges with expiration dates through September 2030.

NEXTERA ENERGY, INC. AND FLORIDA POWER & LIGHT COMPANY
NOTES TO CONSOLIDATED FINANCIAL STATEMENTS (Continued)

Fair Value Measurements of Derivative Instruments – The fair value of assets and liabilities are determined using either unadjusted quoted prices in active markets (Level 1) or other pricing inputs that are observable (Level 2) whenever that information is available and using unobservable inputs (Level 3) to estimate fair value only when relevant observable inputs are not available. NEE and FPL use different valuation techniques to measure the fair value of assets and liabilities, relying primarily on the market approach of using prices and other market information for identical and/or similar assets and liabilities for those assets and liabilities that are measured at fair value on a recurring basis. NEE's and FPL's assessment of the significance of any particular input to the fair value measurement requires judgment and may affect placement within the fair value hierarchy levels. Non-performance risk, including the consideration of a credit valuation adjustment, is also considered in the determination of fair value for all assets and liabilities measured at fair value.

NEE and FPL measure the fair value of commodity contracts using a combination of market and income approaches utilizing prices observed on commodities exchanges and in the non-exchange traded markets, or through the use of industry-standard valuation techniques, such as option modeling or discounted cash flows techniques, incorporating both observable and unobservable valuation inputs. The resulting measurements are the best estimate of fair value as represented by the transfer of the asset or liability through an orderly transaction in the marketplace at the measurement date.

Exchange-traded derivative assets and liabilities are valued using observable settlement prices from the exchanges and are classified as Level 1 or Level 2, depending on whether positions are in active or inactive markets.

NEE, through its subsidiaries, including FPL, also enters into non-exchange traded commodity derivatives. The majority of the valuation inputs are observable using exchange-quoted prices.

NEE, through NEER, also enters into full requirements contracts, which, in most cases, meet the definition of derivatives and are measured at fair value. These contracts typically have one or more inputs that are not observable and are significant to the valuation of the contract. In addition, certain non-exchange traded derivative options at NEE have one or more significant inputs that are not observable, and are valued using industry-standard option models.

In all cases where NEE and FPL use significant unobservable inputs for the valuation of a commodity contract, consideration is given to the assumptions that market participants would use in valuing the asset or liability. The primary input to the valuation models for commodity contracts is the forward commodity curve for the respective instruments. Other inputs include, but are not limited to, assumptions about market liquidity, volatility, correlation and contract duration as more fully described below in Significant Unobservable Inputs Used in Recurring Fair Value Measurements. In instances where the reference markets are deemed to be inactive or do not have transactions for a similar contract, the derivative assets and liabilities may be valued using significant other observable inputs and potentially significant unobservable inputs. In such instances, the valuation for these contracts is established using techniques including extrapolation from or interpolation between actively traded contracts, or estimated basis adjustments from liquid trading points. NEE and FPL regularly evaluate and validate the inputs used to determine fair value by a number of methods, consisting of various market price verification procedures, including the use of pricing services and broker quotes to support the market price of the various commodities. Where there are assumptions and models used to generate inputs for valuing derivative assets and liabilities, the review and verification of the assumptions and models are undertaken by individuals in an independent control function.

NEE uses interest rate contracts and foreign currency contracts to mitigate and adjust interest rate and foreign currency exchange exposure related primarily to certain outstanding and expected future debt issuances and borrowings when deemed appropriate based on market conditions or when required by financing agreements. NEE estimates the fair value of these derivatives using an income approach based on a discounted cash flows valuation technique utilizing the net amount of estimated future cash inflows and outflows related to the agreements.

The tables below present NEE's and FPL's gross derivative positions at December 31, 2023 and 2022, as required by disclosure rules. However, the majority of the underlying contracts are subject to master netting agreements and generally would not be contractually settled on a gross basis. Therefore, the tables below also present the derivative positions on a net basis, which reflect the offsetting of positions of certain transactions within the portfolio, the contractual ability to settle contracts under master netting arrangements and the netting of margin cash collateral, as well as the location of the net derivative position on the consolidated balance sheets.

NEXTERA ENERGY, INC. AND FLORIDA POWER & LIGHT COMPANY
NOTES TO CONSOLIDATED FINANCIAL STATEMENTS (Continued)

	December 31, 2023				
	Level 1	Level 2	Level 3	Netting ^(a)	Total
	(millions)				
Assets:					
NEE:					
Commodity contracts	\$ 2,640	\$ 4,741	\$ 1,925	\$ (6,171)	\$ 3,135
Interest rate contracts	\$ —	\$ 304	\$ —	\$ 81	385
Foreign currency contracts	\$ —	\$ —	\$ —	\$ —	—
Total derivative assets					<u>\$ 3,520</u>
FPL – commodity contracts	\$ —	\$ 1	\$ 29	\$ (3)	\$ 27
Liabilities:					
NEE:					
Commodity contracts	\$ 3,796	\$ 4,664	\$ 974	\$ (6,531)	\$ 2,903
Interest rate contracts	\$ —	\$ 553	\$ —	\$ 81	634
Foreign currency contracts	\$ —	\$ 49	\$ —	\$ —	49
Total derivative liabilities					<u>\$ 3,586</u>
FPL – commodity contracts	\$ —	\$ 13	\$ 5	\$ (3)	\$ 15
Net fair value by NEE balance sheet line item:					
Current derivative assets ^(b)					\$ 1,730
Noncurrent derivative assets ^(c)					1,790
Total derivative assets					<u>\$ 3,520</u>
Current derivative liabilities ^(d)					\$ 845
Noncurrent derivative liabilities					2,741
Total derivative liabilities					<u>\$ 3,586</u>
Net fair value by FPL balance sheet line item:					
Current other assets					\$ 13
Noncurrent other assets					14
Total derivative assets					<u>\$ 27</u>
Current other liabilities					\$ 9
Noncurrent other liabilities					6
Total derivative liabilities					<u>\$ 15</u>

(a) Includes the effect of the contractual ability to settle contracts under master netting arrangements and the netting of margin cash collateral payments and receipts. NEE and FPL also have contract settlement receivable and payable balances that are subject to the master netting arrangements but are not offset within the consolidated balance sheets and are recorded in customer receivables – net and accounts payable, respectively.

(b) Reflects the netting of approximately \$148 million in margin cash collateral received from counterparties.

(c) Reflects the netting of approximately \$307 million in margin cash collateral received from counterparties.

(d) Reflects the netting of approximately \$815 million in margin cash collateral paid to counterparties.

NEXTERA ENERGY, INC. AND FLORIDA POWER & LIGHT COMPANY
NOTES TO CONSOLIDATED FINANCIAL STATEMENTS (Continued)

	December 31, 2022				
	Level 1	Level 2	Level 3	Netting ^(a)	Total
	(millions)				
Assets:					
NEE:					
Commodity contracts	\$ 5,372	\$ 7,559	\$ 2,094	\$ (12,030)	\$ 2,995
Interest rate contracts	\$ —	\$ 583	\$ —	\$ (49)	534
Foreign currency contracts	\$ —	\$ —	\$ —	\$ (4)	(4)
Total derivative assets					<u>\$ 3,525</u>
FPL – commodity contracts	\$ —	\$ 11	\$ 25	\$ (7)	\$ 29
Liabilities:					
NEE:					
Commodity contracts	\$ 7,185	\$ 7,620	\$ 2,948	\$ (13,010)	\$ 4,743
Interest rate contracts	\$ —	\$ 191	\$ —	\$ (49)	142
Foreign currency contracts	\$ —	\$ 130	\$ —	\$ (4)	126
Total derivative liabilities					<u>\$ 5,011</u>
FPL – commodity contracts	\$ —	\$ 4	\$ 16	\$ (7)	\$ 13
Net fair value by NEE balance sheet line item:					
Current derivative assets ^(b)					\$ 1,590
Noncurrent derivative assets ^(c)					1,935
Total derivative assets					<u>\$ 3,525</u>
Current derivative liabilities ^(d)					\$ 2,102
Noncurrent derivative liabilities ^(e)					2,909
Total derivative liabilities					<u>\$ 5,011</u>
Net fair value by FPL balance sheet line item:					
Current other assets					\$ 19
Noncurrent other assets					10
Total derivative assets					<u>\$ 29</u>
Current other liabilities					\$ 12
Noncurrent other liabilities					1
Total derivative liabilities					<u>\$ 13</u>

- (a) Includes the effect of the contractual ability to settle contracts under master netting arrangements and the netting of margin cash collateral payments and receipts. NEE and FPL also have contract settlement receivable and payable balances that are subject to the master netting arrangements but are not offset within the consolidated balance sheets and are recorded in customer receivables – net and accounts payable, respectively.
- (b) Reflects the netting of approximately \$299 million in margin cash collateral received from counterparties.
- (c) Reflects the netting of approximately \$262 million in margin cash collateral received from counterparties.
- (d) Reflects the netting of approximately \$328 million in margin cash collateral paid to counterparties.
- (e) Reflects the netting of approximately \$1,213 million in margin cash collateral paid to counterparties.

At December 31, 2023 and 2022, NEE had approximately \$78 million (\$3 million at FPL) and \$106 million (none at FPL), respectively, in margin cash collateral received from counterparties that was not offset against derivative assets in the above presentation. These amounts are included in current other liabilities on NEE's consolidated balance sheets. Additionally, at December 31, 2023 and 2022, NEE had approximately \$73 million (none at FPL) and \$268 million (none at FPL), respectively, in margin cash collateral paid to counterparties that was not offset against derivative assets or liabilities in the above presentation. These amounts are included in current other assets on NEE's consolidated balance sheets.

Significant Unobservable Inputs Used in Recurring Fair Value Measurements – The valuation of certain commodity contracts requires the use of significant unobservable inputs. All forward price, implied volatility, implied correlation and interest rate inputs used in the valuation of such contracts are directly based on third-party market data, such as broker quotes and exchange settlements, when that data is available. If third-party market data is not available, then industry standard methodologies are used to develop inputs that maximize the use of relevant observable inputs and minimize the use of unobservable inputs. Observable inputs, including some forward prices, implied volatilities and interest rates used for determining fair value are updated daily to reflect the best available market information. Unobservable inputs which are related to observable inputs, such as illiquid portions of forward price or volatility curves, are updated daily as well, using industry standard techniques such as interpolation and extrapolation, combining observable forward inputs supplemented by historical market and other relevant data.

NEXTERA ENERGY, INC. AND FLORIDA POWER & LIGHT COMPANY
NOTES TO CONSOLIDATED FINANCIAL STATEMENTS (Continued)

Other unobservable inputs, such as implied correlations, block-to-hourly price shaping, customer migration rates from full requirements contracts and some implied volatility curves, are modeled using proprietary models based on historical data and industry standard techniques.

The significant unobservable inputs used in the valuation of NEE's commodity contracts categorized as Level 3 of the fair value hierarchy at December 31, 2023 are as follows:

Transaction Type	Fair Value at December 31, 2023		Valuation Technique(s)	Significant Unobservable Inputs	Range	Weighted- average ^(a)
	Assets	Liabilities				
	(millions)					
Forward contracts – power	\$ 500	\$ 470	Discounted cash flow	Forward price (per MWh ^(b))	\$(3) — \$210	\$49
Forward contracts – gas	377	77	Discounted cash flow	Forward price (per MMBtu ^(c))	\$1 — \$13	\$3
Forward contracts – congestion	63	56	Discounted cash flow	Forward price (per MWh ^(b))	\$(30) — \$32	\$—
Options – power	48	5	Option models	Implied correlations	50% — 61%	57%
				Implied volatilities	33% — 310%	119%
Options – primarily gas	100	97	Option models	Implied correlations	50% — 61%	57%
				Implied volatilities	20% — 233%	50%
Full requirements and unit contingent contracts	674	146	Discounted cash flow	Forward price (per MWh ^(b))	\$(2) — \$340	\$67
				Customer migration rate ^(d)	—% — 66%	4%
Forward contracts – other	163	123				
Total	\$ 1,925	\$ 974				

- (a) Unobservable inputs were weighted by volume.
(b) Megawatt-hours
(c) One million British thermal units
(d) Applies only to full requirements contracts.

The sensitivity of NEE's fair value measurements to increases (decreases) in the significant unobservable inputs is as follows:

Significant Unobservable Input	Position	Impact on
		Fair Value Measurement
Forward price	Purchase power/gas	Increase (decrease)
	Sell power/gas	Decrease (increase)
Implied correlations	Purchase option	Decrease (increase)
	Sell option	Increase (decrease)
Implied volatilities	Purchase option	Increase (decrease)
	Sell option	Decrease (increase)
Customer migration rate	Sell power ^(a)	Decrease (increase)

- (a) Assumes the contract is in a gain position.

NEXTERA ENERGY, INC. AND FLORIDA POWER & LIGHT COMPANY
NOTES TO CONSOLIDATED FINANCIAL STATEMENTS (Continued)

The reconciliation of changes in the fair value of derivatives that are based on significant unobservable inputs is as follows:

	Years Ended December 31,					
	2023		2022		2021	
	NEE	FPL	NEE	FPL	NEE	FPL
	(millions)					
Fair value of net derivatives based on significant unobservable inputs at December 31 of prior year	\$ (854)	\$ 9	\$ 170	\$ 8	\$ 1,374	\$ (1)
Realized and unrealized gains (losses):						
Included in operating revenues	2,792	—	(2,343)	—	(1,488)	—
Included in regulatory assets and liabilities	23	23	158	158	8	8
Purchases	412	—	542	—	243	—
Settlements	(1,521)	(11)	992	(157)	259	1
Issuances	(139)	—	(362)	—	(196)	—
Transfers in ^(a)	(129)	1	(4)	—	2	—
Transfers out ^(a)	367	2	(7)	—	(32)	—
Fair value of net derivatives based on significant unobservable inputs at December 31	<u>\$ 951</u>	<u>\$ 24</u>	<u>\$ (854)</u>	<u>\$ 9</u>	<u>\$ 170</u>	<u>\$ 8</u>
Gains (losses) included in operating revenues attributable to the change in unrealized gains (losses) relating to derivatives held at the reporting date	<u>\$ 1,482</u>	<u>\$ —</u>	<u>\$ (1,162)</u>	<u>\$ —</u>	<u>\$ (924)</u>	<u>\$ —</u>

(a) Transfers into Level 3 were a result of decreased observability of market data. Transfers from Level 3 to Level 2 were a result of increased observability of market data.

Income Statement Impact of Derivative Instruments – Gains (losses) related to NEE's derivatives are recorded in NEE's consolidated statements of income as follows:

	Years Ended December 31,		
	2023	2022	2021
	(millions)		
Commodity contracts ^(a) – operating revenues (including \$2,502 unrealized gains, \$2,346 unrealized losses and \$2,235 unrealized losses, respectively)	\$ 2,513	\$ (3,297)	\$ (2,710)
Foreign currency contracts – interest expense (including \$81 unrealized gains, \$53 unrealized losses and \$89 unrealized losses, respectively)	(62)	(61)	(89)
Interest rate contracts – interest expense (including \$634 unrealized losses, \$1,021 unrealized gains and \$319 unrealized gains, respectively)	(226)	1,221	264
Losses reclassified from AOCI to interest expense:			
Interest rate contracts	(1)	(5)	(7)
Foreign currency contracts	(2)	(3)	(3)
Total	<u>\$ 2,222</u>	<u>\$ (2,145)</u>	<u>\$ (2,545)</u>

(a) For the years ended December 31, 2023, 2022 and 2021, FPL recorded gains of approximately \$5 million, \$211 million and \$7 million, respectively, related to commodity contracts as regulatory liabilities on its consolidated balance sheets.

Notional Volumes of Derivative Instruments – The following table represents net notional volumes associated with derivative instruments that are required to be reported at fair value in NEE's and FPL's consolidated financial statements. The table includes significant volumes of transactions that have minimal exposure to commodity price changes because they are variably priced agreements. These volumes are only an indication of the commodity exposure that is managed through the use of derivatives. They do not represent net physical asset positions or non-derivative positions and the related hedges, nor do they represent NEE's and FPL's net economic exposure, but only the net notional derivative positions that fully or partially hedge the related asset positions. NEE and FPL had derivative commodity contracts for the following net notional volumes:

Commodity Type	December 31, 2023		December 31, 2022	
	NEE	FPL	NEE	FPL
	(millions)			
Power	(167) MWh	—	(104) MWh	—
Natural gas	(1,452) MMBtu	717 MMBtu	(1,307) MMBtu	258 MMBtu
Oil	(42) barrels	—	(38) barrels	—

At December 31, 2023 and 2022, NEE had interest rate contracts with a net notional amount of approximately \$25.6 billion and \$19.7 billion, respectively, and foreign currency contracts with a notional amount of approximately \$0.5 billion and \$1.0 billion,

NEXTERA ENERGY, INC. AND FLORIDA POWER & LIGHT COMPANY NOTES TO CONSOLIDATED FINANCIAL STATEMENTS (Continued)

respectively. In January 2024, NEECH reduced the net notional amount of its interest rate contracts by \$4.0 billion as a result of the issuance of fixed-rate debentures at NEECH (see Note 13).

Credit-Risk-Related Contingent Features – Certain derivative instruments contain credit-risk-related contingent features including, among other things, the requirement to maintain an investment grade credit rating from specified credit rating agencies and certain financial ratios, as well as credit-related cross-default and material adverse change triggers. At December 31, 2023 and 2022, the aggregate fair value of NEE's derivative instruments with credit-risk-related contingent features that were in a liability position was approximately \$4.7 billion (\$14 million for FPL) and \$7.4 billion (\$15 million for FPL), respectively.

If the credit-risk-related contingent features underlying these derivative agreements were triggered, certain subsidiaries of NEE, including FPL, could be required to post collateral or settle contracts according to contractual terms which generally allow netting of contracts in offsetting positions. Certain derivative contracts contain multiple types of credit-related triggers. To the extent these contracts contain a credit ratings downgrade trigger, the maximum exposure is included in the following credit ratings collateral posting requirements. If FPL's and NEECH's credit ratings were downgraded to BBB/Baa2 (a three level downgrade for FPL and a one level downgrade for NEECH from the current lowest applicable rating), applicable NEE subsidiaries would be required to post collateral such that the total posted collateral would be approximately \$510 million (none at FPL) and \$1,625 million (none at FPL) at December 31, 2023 and 2022, respectively. If FPL's and NEECH's credit ratings were downgraded to below investment grade, applicable NEE subsidiaries would be required to post additional collateral such that the total posted collateral would be approximately \$2.4 billion (\$15 million at FPL) and \$5.2 billion (\$20 million at FPL) at December 31, 2023 and 2022, respectively. Some derivative contracts do not contain credit ratings downgrade triggers, but do contain provisions that require certain financial measures be maintained and/or have credit-related cross-default triggers. In the event these provisions were triggered, applicable NEE subsidiaries could be required to post additional collateral of up to approximately \$1.7 billion (\$50 million at FPL) and \$1.1 billion (\$185 million at FPL) at December 31, 2023 and 2022, respectively.

Collateral related to derivatives, including amounts posted for margin, current exposures and future performance with exchanges and independent system operators, may be posted in the form of cash or credit support in the normal course of business. At December 31, 2023 and 2022, applicable NEE subsidiaries have posted approximately \$691 million (none at FPL) and \$1,813 million (none at FPL), respectively, in cash and \$1,595 million (none at FPL) and \$2,806 million (none at FPL), respectively, in the form of letters of credit and surety bonds each of which could be applied toward the collateral requirements described above. FPL and NEECH have capacity under their credit facilities generally in excess of the collateral requirements described above that would be available to support, among other things, derivative activities. Under the terms of the credit facilities, maintenance of a specific credit rating is not a condition to drawing on these credit facilities, although there are other conditions to drawing on these credit facilities.

Additionally, some contracts contain certain adequate assurance provisions whereby a counterparty may demand additional collateral based on subjective events and/or conditions. Due to the subjective nature of these provisions, NEE and FPL are unable to determine an exact value for these items and they are not included in any of the quantitative disclosures above.

4. Non-Derivative Fair Value Measurements

Non-derivative fair value measurements consist of NEE's and FPL's cash equivalents and restricted cash equivalents, special use funds and other investments. The fair value of these financial assets is determined by using the valuation techniques and inputs as described in Note 3 – Fair Value Measurements of Derivative Instruments as well as below.

Cash Equivalents and Restricted Cash Equivalents – NEE and FPL hold investments in money market funds. The fair value of these funds is estimated using a market approach based on current observable market prices.

Special Use Funds and Other Investments – NEE and FPL hold primarily debt and equity securities directly, as well as indirectly through commingled funds. Substantially all directly held equity securities are valued at their quoted market prices. For directly held debt securities, multiple prices and price types are obtained from pricing vendors whenever possible, which enables cross-provider validations. A primary price source is identified based on asset type, class or issue of each security. Commingled funds, which are similar to mutual funds, are maintained by banks or investment companies and hold certain investments in accordance with a stated set of objectives. The fair value of commingled funds is primarily derived from the quoted prices in active markets of the underlying securities. Because the fund shares are offered to a limited group of investors, they are not considered to be traded in an active market.

Fair Value Measurement Alternative – NEE holds investments in equity securities without readily determinable fair values, which are initially recorded at cost, of approximately \$538 million and \$485 million at December 31, 2023 and 2022, respectively, and are included in noncurrent other assets on NEE's consolidated balance sheets. Adjustments to carrying values are recorded as a result of observable price changes in transactions for identical or similar investments of the same issuer.

Recurring Non-Derivative Fair Value Measurements – NEE's and FPL's financial assets and other fair value measurements made on a recurring basis by fair value hierarchy level are as follows:

NEXTERA ENERGY, INC. AND FLORIDA POWER & LIGHT COMPANY
NOTES TO CONSOLIDATED FINANCIAL STATEMENTS (Continued)

	December 31, 2023			
	Level 1	Level 2	Level 3	Total
	(millions)			
Assets:				
Cash equivalents and restricted cash equivalents: ^(a)				
NEE – equity securities	\$ 1,972	\$ —	\$ —	\$ 1,972
FPL – equity securities	\$ 12	\$ —	\$ —	\$ 12
Special use funds: ^(b)				
NEE:				
Equity securities	\$ 2,349	\$ 2,742 ^(c)	\$ 199	\$ 5,290
U.S. Government and municipal bonds	\$ 700	\$ 57	\$ —	\$ 757
Corporate debt securities	\$ 3	\$ 620	\$ —	\$ 623
Asset-backed securities	\$ —	\$ 822	\$ —	\$ 822
Other debt securities	\$ 6	\$ 14	\$ —	\$ 20
FPL:				
Equity securities	\$ 863	\$ 2,474 ^(c)	\$ 199	\$ 3,536
U.S. Government and municipal bonds	\$ 556	\$ 27	\$ —	\$ 583
Corporate debt securities	\$ 3	\$ 455	\$ —	\$ 458
Asset-backed securities	\$ —	\$ 606	\$ —	\$ 606
Other debt securities	\$ 5	\$ 6	\$ —	\$ 11
Other investments: ^(d)				
NEE:				
Equity securities	\$ 50	\$ —	\$ —	\$ 50
U.S. Government and municipal bonds	\$ 288	\$ 3	\$ —	\$ 291
Corporate debt securities	\$ —	\$ 408	\$ 115	\$ 523
Other debt securities	\$ —	\$ 196	\$ 15	\$ 211
FPL:				
Equity securities	\$ 9	\$ —	\$ —	\$ 9

(a) Includes restricted cash equivalents of approximately \$34 million (\$11 million for FPL) in current other assets on the consolidated balance sheets.

(b) Excludes investments accounted for under the equity method and loans not measured at fair value on a recurring basis. See Fair Value of Financial Instruments Recorded at Other than Fair Value below.

(c) Primarily invested in commingled funds whose underlying securities would be Level 1 if those securities were held directly by NEE or FPL.

(d) Included in noncurrent other assets on NEE's and FPL's consolidated balance sheets.

NEXTERA ENERGY, INC. AND FLORIDA POWER & LIGHT COMPANY
NOTES TO CONSOLIDATED FINANCIAL STATEMENTS (Continued)

	December 31, 2022			
	Level 1	Level 2	Level 3	Total
	(millions)			
Assets:				
Cash equivalents and restricted cash equivalents: ^(a)				
NEE – equity securities	\$ 961	\$ —	\$ —	\$ 961
FPL – equity securities	\$ 36	\$ —	\$ —	\$ 36
Special use funds: ^(b)				
NEE:				
Equity securities	\$ 2,062	\$ 2,375 ^(c)	\$ —	\$ 4,437
U.S. Government and municipal bonds	\$ 641	\$ 63	\$ —	\$ 704
Corporate debt securities	\$ 6	\$ 716	\$ —	\$ 722
Asset-backed securities	\$ —	\$ 615	\$ —	\$ 615
Other debt securities	\$ 1	\$ 19	\$ —	\$ 20
FPL:				
Equity securities	\$ 743	\$ 2,162 ^(c)	\$ —	\$ 2,905
U.S. Government and municipal bonds	\$ 505	\$ 29	\$ —	\$ 534
Corporate debt securities	\$ 6	\$ 547	\$ —	\$ 553
Asset-backed securities	\$ —	\$ 473	\$ —	\$ 473
Other debt securities	\$ 1	\$ 11	\$ —	\$ 12
Other investments: ^(d)				
NEE:				
Equity securities	\$ 30	\$ 1	\$ —	\$ 31
U.S. Government and municipal bonds	\$ 117	\$ 118	\$ —	\$ 235
Corporate debt securities	\$ —	\$ 125	\$ 108	\$ 233
Other debt securities	\$ —	\$ 57	\$ 10	\$ 67
FPL:				
Equity securities	\$ 9	\$ —	\$ —	\$ 9
Debt securities	\$ —	\$ 114	\$ —	\$ 114

(a) Includes restricted cash equivalents of approximately \$69 million (\$33 million for FPL) in current other assets on the consolidated balance sheets.

(b) Excludes investments accounted for under the equity method and loans not measured at fair value on a recurring basis. See Fair Value of Financial Instruments Recorded at Other than Fair Value below.

(c) Primarily invested in commingled funds whose underlying securities would be Level 1 if those securities were held directly by NEE or FPL.

(d) Included in noncurrent other assets on NEE's and FPL's consolidated balance sheets.

Contingent Consideration – NEER had approximately \$126 million and \$203 million of contingent consideration liabilities at December 31, 2023 and 2022, respectively, which are included in noncurrent other liabilities on NEE's consolidated balance sheets. The liabilities relate to contingent consideration for the completion of capital expenditures for future development projects in connection with the acquisition of GridLiance Holdco, LP and GridLiance GP, LLC (GridLiance) (see Note 6 – GridLiance). The decrease in contingent consideration liabilities is primarily due to a revised assessment of the likelihood of future payments expected under the purchase and sale agreement governing the acquisition of GridLiance. NEECH guarantees the contingent consideration obligations under the GridLiance acquisition agreements. Significant inputs and assumptions used in the fair value measurement of the contingent consideration, some of which are Level 3 and require judgement, include the projected timing and amount of future cash flows, estimated probability of completing future development projects as well as discount rates.

NEXTERA ENERGY, INC. AND FLORIDA POWER & LIGHT COMPANY
NOTES TO CONSOLIDATED FINANCIAL STATEMENTS (Continued)

Fair Value of Financial Instruments Recorded at Other than Fair Value – The carrying amounts of commercial paper and other short-term debt approximate their fair values. The carrying amounts and estimated fair values of other financial instruments recorded at other than fair value are as follows:

	December 31, 2023		December 31, 2022	
	Carrying Amount	Estimated Fair Value	Carrying Amount	Estimated Fair Value
	(millions)			
NEE:				
Special use funds ^(a)	\$ 1,186	\$ 1,187	\$ 998	\$ 999
Other receivables, net of allowances ^(b)	\$ 777	\$ 777	\$ 246	\$ 246
Long-term debt, including current portion	\$ 68,306	\$ 64,103 ^(c)	\$ 61,889	\$ 57,892 ^(c)
FPL:				
Special use funds ^(a)	\$ 856	\$ 856	\$ 744	\$ 744
Long-term debt, including current portion	\$ 25,274	\$ 23,430 ^(c)	\$ 21,002	\$ 19,364 ^(c)

(a) Primarily represents investments accounted for under the equity method and loans not measured at fair value on a recurring basis (Level 2).

(b) Approximately \$567 million and \$25 million is included in current other assets and \$210 million and \$221 million is included in noncurrent other assets on NEE's consolidated balance sheets at December 31, 2023 and 2022, respectively (primarily Level 3).

(c) At December 31, 2023 and 2022, substantially all is Level 2 for NEE and FPL.

Special Use Funds and Other Investments Carried at Fair Value – The special use funds noted above and those carried at fair value (see Recurring Non-Derivative Fair Value Measurements above) consist of NEE's nuclear decommissioning fund assets of approximately \$8,697 million (\$6,049 million for FPL) and \$7,495 million (\$5,220 million for FPL) at December 31, 2023 and 2022, respectively, and FPL's storm fund assets of \$1 million and \$1 million at December 31, 2023 and 2022, respectively. The investments held in the special use funds and other investments consist of equity and available for sale debt securities which are primarily carried at estimated fair value. The amortized cost of debt securities is approximately \$3,329 million (\$1,693 million for FPL) and \$2,858 million (\$1,873 million for FPL) at December 31, 2023 and 2022, respectively. Debt securities included in the nuclear decommissioning funds have a weighted-average maturity at December 31, 2023 of approximately nine years at both NEE and FPL. Other investments primarily consist of debt securities with a weighted-average maturity at December 31, 2023 of approximately six years. The cost of securities sold is determined using the specific identification method.

For FPL's special use funds, changes in fair value of debt and equity securities, including any estimated credit losses of debt securities, result in a corresponding adjustment to the related regulatory asset or liability accounts, consistent with regulatory treatment. For NEE's non-rate regulated operations, changes in fair value of debt securities result in a corresponding adjustment to OCI, except for estimated credit losses and unrealized losses on debt securities intended or required to be sold prior to recovery of the amortized cost basis, which are recognized in other – net in NEE's consolidated statements of income. Changes in fair value of equity securities are primarily recorded in change in unrealized gains (losses) on equity securities held in NEE's nuclear decommissioning funds – net in NEE's consolidated statements of income.

Unrealized gains (losses) recognized on equity securities held at December 31, 2023, 2022 and 2021 are as follows:

	NEE			FPL		
	Years Ended December 31,			Years Ended December 31,		
	2023	2022	2021	2023	2022	2021
	(millions)					
Unrealized gains (losses)	\$ 881	\$ (1,028)	\$ 981	\$ 598	\$ (677)	\$ 652

Realized gains and losses and proceeds from the sale or maturity of available for sale debt securities are as follows:

	NEE			FPL		
	Years Ended December 31,			Years Ended December 31,		
	2023	2022	2021	2023	2022	2021
	(millions)					
Realized gains	\$ 40	\$ 30	\$ 78	\$ 35	\$ 24	\$ 59
Realized losses	\$ 169	\$ 141	\$ 73	\$ 147	\$ 111	\$ 57
Proceeds from sale or maturity of securities	\$ 2,380	\$ 2,207	\$ 1,831	\$ 1,921	\$ 1,371	\$ 1,330

NEXTERA ENERGY, INC. AND FLORIDA POWER & LIGHT COMPANY
NOTES TO CONSOLIDATED FINANCIAL STATEMENTS (Continued)

The unrealized gains and unrealized losses on available for sale debt securities and the fair value of available for sale debt securities in an unrealized loss position are as follows:

	NEE		FPL	
	December 31,		December 31,	
	2023	2022	2023	2022
	(millions)			
Unrealized gains	\$ 41	\$ 4	\$ 31	\$ 3
Unrealized losses ^(a)	\$ 134	\$ 285	\$ 71	\$ 193
Fair value	\$ 1,862	\$ 2,315	\$ 872	\$ 1,466

(a) Unrealized losses on available for sale debt securities in an unrealized loss position for greater than twelve months at December 31, 2023 and 2022 were not material to NEE or FPL.

Regulations issued by the FERC and the NRC provide general risk management guidelines to protect nuclear decommissioning funds and to allow such funds to earn a reasonable return. The FERC regulations prohibit, among other investments, investments in any securities of NEE or its subsidiaries, affiliates or associates, excluding investments tied to market indices or mutual funds. Similar restrictions applicable to the decommissioning funds for NEER's nuclear plants are included in the NRC operating licenses for those facilities or in NRC regulations applicable to NRC licensees not in cost-of-service environments. With respect to the decommissioning fund for Seabrook, decommissioning fund contributions and withdrawals are also regulated by the NDFC pursuant to New Hampshire law.

The nuclear decommissioning reserve funds are managed by investment managers who must comply with the guidelines of NEE and FPL and the rules of the applicable regulatory authorities. The funds' assets are invested giving consideration to taxes, liquidity, risk, diversification and other prudent investment objectives.

Nonrecurring Fair Value Measurements – NEE tests its equity method investments for impairment whenever events or changes in circumstances indicate that the fair value of the investment is less than the carrying value. Indicators of impairment may include, among other things, an observable market price below NEE's carrying value. Investments that are OTTI are written down to their estimated fair value on the reporting date and an impairment loss is recognized.

NextEra Energy Resources owns a noncontrolling interest in NEP, primarily through its limited partner interest in NextEra Energy Operating Partners, LP (NEP OpCo), and accounts for this ownership interest as an equity method investment. During the preparation of NEE's September 30, 2023 financial statements, it was determined that NextEra Energy Resources' investment in NEP was OTTI as a result of a significant decline in trading price of NEP's common units during the final three trading days of the third quarter of 2023 following the announcement of a decrease in NEP's distribution growth rate expectations. The impairment reflected NEE's fair value analysis using the market approach and the observable trading price of NEP's common units at September 30, 2023 of \$29.70. When making the OTTI determination, NEE considered, among other things, the extent to which the publicly traded unit price was less than cost. Based on the fair value analysis, the equity method investment with a carrying amount of approximately \$4.2 billion was written down to its estimated fair value of approximately \$3.0 billion, resulting in an impairment charge of \$1.2 billion (\$0.9 billion after tax), which is recorded in equity in earnings (losses) of equity method investees in NEE's consolidated statements of income for the year ended December 31, 2023.

During the first quarter of 2022, NextEra Energy Resources recorded an impairment charge of approximately \$0.8 billion (\$0.6 billion after tax) related to an investment in Mountain Valley Pipeline, LLC (Mountain Valley Pipeline), which is reflected in equity in earnings (losses) of equity method investees in NEE's consolidated statements of income for the year ended December 31, 2022. The impairment reflected NextEra Energy Resources' fair value analysis based on the market approach and considered legal and regulatory challenges to the completion of construction and the resulting economic outlook for the pipeline. This impairment charge resulted in the complete write off of NextEra Energy Resources' equity method investment carrying amount as of March 31, 2022 of approximately \$0.6 billion, as well as the recording of a liability of approximately \$0.2 billion which reflected NextEra Energy Resources' share of estimated future dismantlement costs.

The Mountain Valley Pipeline fair value estimate was based on a probability-weighted earnings before interest, taxes, depreciation and amortization (EBITDA) multiple valuation technique using a market participant view of the potential different outcomes for the investment. As part of the valuation, NextEra Energy Resources used observable inputs where available, including the EBITDA multiples of recent pipeline transactions. Significant unobservable inputs (Level 3), including the probabilities assigned to the different potential outcomes, the forecasts of operating revenues and costs, and the projected capital expenditures to complete the project, were also used in the estimation of fair value. An increase in the revenue forecasts, a decrease in the projected operating or capital expenditures or an increase in the probability assigned to the full pipeline being completed would result in an increased fair market value. Changes in the opposite direction of those unobservable inputs would result in a decreased fair market value.

NEXTERA ENERGY, INC. AND FLORIDA POWER & LIGHT COMPANY
NOTES TO CONSOLIDATED FINANCIAL STATEMENTS (Continued)

5. Income Taxes

The components of income taxes are as follows:

	NEE			FPL		
	Years Ended December 31,			Years Ended December 31,		
	2023	2022	2021	2023	2022	2021
	(millions)					
Federal:						
Current	\$ 507	\$ 11	\$ (26)	\$ 990	\$ 3	\$ 85
Deferred	368	497	311	(179)	684	545
Total federal	875	508	285	811	687	630
State:						
Current	161	41	(62)	294	2	1
Deferred	(30)	37	125	18	258	207
Total state	131	78	63	312	260	208
Total income taxes	\$ 1,006	\$ 586	\$ 348	\$ 1,123	\$ 947	\$ 838

A reconciliation between the effective income tax rates and the applicable statutory rate is as follows:

	NEE			FPL		
	Years Ended December 31,			Years Ended December 31,		
	2023	2022	2021	2023	2022	2021
Statutory federal income tax rate	21.0 %	21.0 %	21.0 %	21.0 %	21.0 %	21.0 %
Increases (reductions) resulting from:						
State income taxes – net of federal income tax benefit	1.4	1.6	1.6	4.3	4.4	4.1
Taxes attributable to noncontrolling interests	3.0	4.9	5.0	—	—	—
Renewable energy tax credits	(8.3)	(6.8)	(11.3)	(2.0)	(1.1)	(0.7)
Amortization of deferred regulatory credit	(2.5)	(4.8)	(4.4)	(3.2)	(4.0)	(3.5)
Other – net	(0.8)	(0.6)	(0.9)	(0.3)	0.1	(0.2)
Effective income tax rate	13.8 %	15.3 %	11.0 %	19.8 %	20.4 %	20.7 %

NEXTERA ENERGY, INC. AND FLORIDA POWER & LIGHT COMPANY
NOTES TO CONSOLIDATED FINANCIAL STATEMENTS (Continued)

The income tax effects of temporary differences giving rise to consolidated deferred income tax liabilities and assets are as follows:

	NEE		FPL	
	December 31,		December 31,	
	2023	2022	2023	2022
	(millions)			
Deferred tax liabilities:				
Property-related	\$ 10,910	\$ 10,144	\$ 8,563	\$ 8,177
Pension	609	552	470	439
Investments in partnerships and joint ventures	2,459	3,144	3	3
Other	2,126	2,666	1,431	1,914
Total deferred tax liabilities	<u>16,104</u>	<u>16,506</u>	<u>10,467</u>	<u>10,533</u>
Deferred tax assets and valuation allowance:				
Decommissioning reserves	314	306	314	306
Net operating loss carryforwards	262	346	2	19
Tax credit carryforwards	3,674	4,905	—	123
ARO and accrued asset removal costs	227	199	111	107
Regulatory liabilities	1,237	1,332	1,212	1,308
Other	714	822	288	295
Valuation allowance ^(a)	(240)	(257)	—	—
Net deferred tax assets	<u>6,188</u>	<u>7,653</u>	<u>1,927</u>	<u>2,158</u>
Net deferred income taxes	<u>\$ 9,916</u>	<u>\$ 8,853</u>	<u>\$ 8,540</u>	<u>\$ 8,375</u>

(a) Reflects valuation allowances related to deferred state tax credits and state operating loss carryforwards.

Deferred tax assets and liabilities are included on the consolidated balance sheets as follows:

	NEE		FPL	
	December 31,		December 31,	
	2023	2022	2023	2022
	(millions)			
Noncurrent other assets	\$ 226	\$ 219	\$ 2	\$ 1
Deferred income taxes – noncurrent liabilities	(10,142)	(9,072)	(8,542)	(8,376)
Net deferred income taxes	<u>\$ (9,916)</u>	<u>\$ (8,853)</u>	<u>\$ (8,540)</u>	<u>\$ (8,375)</u>

The components of NEE's deferred tax assets relating to net operating loss carryforwards and tax credit carryforwards at December 31, 2023 are as follows:

	Amount	Expiration
	(millions)	Dates
Net operating loss carryforwards:		
Federal	\$ 1	Indefinite
State	239 ^(a)	2024 – 2043
Foreign	22 ^(b)	2028 – 2043
Net operating loss carryforwards	<u>\$ 262</u>	
Tax credit carryforwards:		
Federal	\$ 3,324	2030 – 2045
State	346 ^(c)	2024 – 2044
Foreign	4	2034 – 2043
Tax credit carryforwards	<u>\$ 3,674</u>	

(a) Includes \$106 million of net operating loss carryforwards with an indefinite expiration period.

(b) Includes \$1 million of net operating loss carryforwards with an indefinite expiration period.

(c) Includes \$193 million of renewable energy tax credit carryforwards with an indefinite expiration period.

NEXTERA ENERGY, INC. AND FLORIDA POWER & LIGHT COMPANY
NOTES TO CONSOLIDATED FINANCIAL STATEMENTS (Continued)

6. Acquisitions

Merger of FPL and Gulf Power Company – On January 1, 2021, FPL and Gulf Power Company merged, with FPL as the surviving entity. However, during 2021, FPL continued to be regulated as two separate ratemaking entities in the former service areas of FPL and Gulf Power Company. Effective January 1, 2022, FPL became regulated as one electric ratemaking entity with new unified rates and tariffs. See Note 1 – Rate Regulation – Base Rates Effective January 2022 through December 2025. As a result of the merger, FPL acquired assets of approximately \$6.7 billion, primarily relating to property, plant and equipment, net of approximately \$4.9 billion and regulatory assets of \$1.2 billion, and assumed liabilities of approximately \$3.9 billion, including \$1.8 billion of debt, primarily long-term debt, \$729 million of deferred income taxes and \$566 million of regulatory liabilities. Additionally, goodwill of approximately \$2.7 billion and purchase accounting adjustments associated with the 2019 Gulf Power Company acquisition by NEE were transferred to FPL from Corporate and Other and, for impairment testing, the goodwill is included in the FPL reporting unit. The assets acquired and liabilities assumed by FPL were at carrying amounts as the merger was between entities under common control.

GridLiance – On March 31, 2021, a wholly owned subsidiary of NEET acquired GridLiance Holdco, LP and GridLiance GP, LLC (GridLiance), which owns and operates three FERC-regulated transmission utilities with approximately 700 miles of high-voltage transmission lines across six states, five in the Midwest and Nevada. The purchase price included approximately \$502 million in cash consideration, and the assumption of approximately \$175 million of debt, excluding post-closing adjustments.

Under the acquisition method, the purchase price was allocated to the assets acquired and liabilities assumed based on their fair value. The approval by the FERC of GridLiance's rates, which is intended to allow GridLiance to collect total revenues equal to GridLiance's costs for the development, financing, construction, operation and maintenance of GridLiance, including a reasonable rate of return on invested capital, is considered a fundamental input in measuring the fair value of GridLiance's assets and liabilities and, as such, NEE concluded that the carrying values of all assets and liabilities recoverable through rates are representative of their fair values. As a result, NEE acquired assets of approximately \$384 million, primarily relating to property, plant and equipment, and assumed liabilities of approximately \$210 million, primarily relating to long-term debt. The acquisition agreements are subject to earn-out provisions for additional payments, valued at approximately \$264 million at March 31, 2021, to be made upon the completion of capital expenditures for future development projects (see Note 4 – Contingent Consideration). The excess of the purchase price over the fair value of assets acquired and liabilities assumed resulted in approximately \$592 million of goodwill which has been recognized on NEE's consolidated balance sheets, of which approximately \$586 million is expected to be deductible for tax purposes. Goodwill associated with the GridLiance acquisition is reflected within NEER and, for impairment testing, is included in the rate-regulated transmission reporting unit. The goodwill arising from the transaction represents expected benefits from continued expansion of NEE's regulated businesses.

RNG Acquisition – On March 21, 2023, a wholly owned subsidiary of NextEra Energy Resources acquired a portfolio of renewable energy projects from the owners of Energy Power Partners Fund I, L.P. and North American Sustainable Energy Fund, L.P., as well as the related service provider (RNG Acquisition). The portfolio primarily consisted of 31 biogas projects, one of which is an operating renewable natural gas facility and the others of which are primarily operating landfill gas-to-electric facilities. The purchase price included approximately \$1.1 billion in cash consideration and the assumption of approximately \$34 million of debt, excluding post-closing adjustments.

Under the acquisition method, the purchase price was allocated to the assets acquired and liabilities assumed based on their fair value. NEE acquired identifiable assets of approximately \$1.3 billion, primarily relating to property, plant and equipment and intangible assets associated with biogas rights agreements and above-market purchased power agreements, and assumed liabilities of approximately \$0.3 billion and noncontrolling interests of approximately \$0.1 billion. The excess of the purchase price over the fair value of assets acquired and liabilities assumed resulted in approximately \$0.3 billion of goodwill which has been recognized on NEE's consolidated balance sheet at December 31, 2023, of which approximately \$0.2 billion is expected to be deductible for tax purposes. Goodwill associated with the RNG acquisition is reflected within NEER and, for impairment testing, is expected to be included in the clean energy assets reporting unit. The goodwill arising from the transaction represents expected benefits of synergies and expansion opportunities for NEE's clean energy businesses. The provisional valuation of the acquired net assets, including goodwill, is subject to change as additional information related to the estimates is obtained during the measurement period.

NEXTERA ENERGY, INC. AND FLORIDA POWER & LIGHT COMPANY
NOTES TO CONSOLIDATED FINANCIAL STATEMENTS (Continued)

7. Property, Plant and Equipment

Property, plant and equipment consists of the following at December 31:

	NEE		FPL	
	2023	2022	2023	2022
	(millions)			
Electric plant in service and other property	\$ 139,049	\$ 124,963	\$ 79,801	\$ 74,353
Nuclear fuel	1,564	1,684	1,125	1,190
Construction work in progress	18,652	15,675	8,311	7,026
Property, plant and equipment, gross	159,265	142,322	89,237	82,569
Accumulated depreciation and amortization	(33,489)	(31,263)	(18,629)	(17,876)
Property, plant and equipment – net	<u>\$ 125,776</u>	<u>\$ 111,059</u>	<u>\$ 70,608</u>	<u>\$ 64,693</u>

FPL – At December 31, 2023, FPL's gross investment in electric plant in service and other property for the electric generation, transmission, distribution and general facilities of FPL represented approximately 43%, 14%, 36% and 7%, respectively; the respective amounts at December 31, 2022 were 44%, 14%, 35% and 7%. Substantially all of FPL's properties are subject to the lien of FPL's mortgage, which secures most debt securities issued by FPL. The weighted annual composite depreciation and amortization rate for FPL's electric plant in service, including capitalized software, but excluding the effects of decommissioning, dismantlement and the depreciation adjustments discussed in the following sentences, was approximately 3.4%, 3.6% and 3.8% for 2023, 2022 and 2021, respectively. In accordance with the 2021 rate agreement (see Note 1 – Rate Regulation – Base Rates Effective January 2022 through December 2025), FPL recorded reserve amortization of approximately \$227 million in 2023. In 2022, FPL recorded a one-time reserve amortization adjustment of approximately \$114 million, as required under the 2021 rate agreement, 50% of which was used to reduce the capital recovery regulatory asset balance and the other 50% to increase the storm reserve regulatory liability (see Note 1 – Storm Funds, Storm Reserves and Storm Cost Recovery). In accordance with the 2016 rate agreement (see Note 1 – Rate Regulation – Base Rates Effective January 2017 through December 2021), FPL recorded reserve amortization of approximately \$429 million in 2021. During 2023, 2022 and 2021, FPL recorded AFUDC of approximately \$190 million, \$136 million and \$176 million, respectively, including the equity component of AFUDC of approximately \$155 million, \$105 million and \$132 million, respectively.

NEER – At December 31, 2023, wind, solar, nuclear and rate-regulated transmission facilities represented approximately 47%, 18%, 6% and 6%, respectively, of NEER's depreciable electric plant in service and other property; the respective amounts at December 31, 2022 were 51%, 14%, 7% and 7%. The estimated useful lives of NEER's plants range primarily from 30 to 35 years for wind facilities, 30 to 35 years for solar facilities, 23 to 47 years for nuclear facilities and 40 years for rate-regulated transmission facilities. NEER's oil and gas production assets represented approximately 16% and 15% of NEER's depreciable electric plant in service and other property at December 31, 2023 and 2022, respectively. A number of NEER's generation, regulated transmission and pipeline facilities are encumbered by liens securing various financings. The net book value of NEER's assets serving as collateral was approximately \$27.8 billion at December 31, 2023. Interest capitalized on construction projects amounted to approximately \$310 million, \$172 million and \$139 million during 2023, 2022 and 2021, respectively.

Jointly-Owned Electric Plants – Certain NEE subsidiaries own undivided interests in the jointly-owned facilities described below, and are entitled to a proportionate share of the output from those facilities. The subsidiaries are responsible for their share of the operating costs, as well as providing their own financing. Accordingly, each subsidiary's proportionate share of the facilities and related revenues and expenses is included in the appropriate balance sheet and statement of income captions. NEE's and FPL's respective shares of direct expenses for these facilities are included in fuel, purchased power and interchange expense, O&M expenses, depreciation and amortization expense and taxes other than income taxes and other – net in NEE's and FPL's consolidated statements of income.

NEXTERA ENERGY, INC. AND FLORIDA POWER & LIGHT COMPANY
NOTES TO CONSOLIDATED FINANCIAL STATEMENTS (Continued)

NEE's and FPL's proportionate ownership interest in jointly-owned facilities is as follows:

	December 31, 2023			
	Ownership Interest	Gross Investment ^(a)	Accumulated Depreciation ^(a) (millions)	Construction Work in Progress
FPL:				
St. Lucie Unit No. 2	85 %	\$ 2,312	\$ 1,041	\$ 149
Daniel Units Nos. 1 and 2 ^(b)	50 %	\$ 778	\$ 305	—
Scherer Unit No. 3 ^(c)	25 %	\$ 408	\$ 185	\$ 1
NEER:				
Seabrook	88.23 %	\$ 1,399	\$ 514	\$ 73
Wyman Station Unit No. 4	91.19 %	\$ 31	\$ 14	\$ 2
Stanton	65 %	\$ 140	\$ 31	\$ 1
Transmission substation assets located in Seabrook, New Hampshire	88.23 %	\$ 167	\$ 8	—

(a) Excludes nuclear fuel.

(b) FPL retired its share of these units in January 2024. Net book value is reflected in other property on NEE's and FPL's consolidated balance sheets.

(c) FPL expects to retire this unit in 2028. Net book value is reflected in other property on NEE's and FPL's consolidated balance sheets.

8. Equity Method Investments

At December 31, 2023 and 2022, NEE's equity method investments totaled approximately \$6,156 million and \$6,582 million, respectively. The principal entities included in investment in equity method investees on NEE's consolidated balance sheets are NEP and Sabal Trail Transmission, LLC (Sabal Trail) (see Note 15 – Contracts), and in 2023 also included Mountain Valley Pipeline (see Note 4 – Nonrecurring Fair Value Measurements and Note 15 - Contracts). As of December 31, 2023, NEE's interest in the principal entities range from approximately 32.8% to 52.6%, and these entities primarily own natural gas pipelines or electric generation facilities.

Summarized combined information for these principal entities is as follows:

	2023	2022
	(millions)	
Operating revenue	\$ 1,565	\$ 1,705
Operating income	\$ 291	\$ 1,423
Net income ^(a)	\$ 839	\$ 1,380
Total assets	\$ 34,415	\$ 26,058
Total liabilities	\$ 10,351	\$ 9,779
Partners'/members' equity ^(b)	\$ 24,064	\$ 16,279
NEE's share of underlying equity in the principal entities	\$ 5,168	\$ 2,379
Difference between investment carrying amount and underlying equity in net assets ^(c)	(1,205)	2,589
NEE's investment carrying amount for the principal entities	<u>\$ 3,963</u>	<u>\$ 4,968</u>

(a) In 2023, includes approximately \$450 million of income from discontinued operations related to NEP's sale of natural gas pipelines in December 2023. The income from discontinued operations includes \$375 million of net gain on disposal.

(b) Reflects NEE's interest, as well as third-party interests, in NEP.

(c) In 2023, approximately \$(2.4) billion is associated with Mountain Valley Pipeline, primarily reflecting impairment charges in 2022 and 2020. In addition, approximately \$1.1 billion in 2023 and \$2.5 billion in 2022 is associated with NEP, of which approximately 46% and 75%, respectively, relates to goodwill and is not being amortized and the remaining balance is being amortized primarily over a period of 16 to 24 years. The difference for 2023 reflects the approximately \$1.2 billion impairment charge in 2023 related to NextEra Energy Resources' investment in NEP. See Note 4 – Nonrecurring Fair Value Measurements.

With a focus on renewable energy projects, NEP owns, or has a partial ownership interest in, a portfolio of contracted renewable energy assets consisting of wind, solar and battery storage projects as well as a contracted natural gas pipeline. NEE owns a noncontrolling interest in NEP, primarily through its limited partner interest in NEP OpCo and accounts for its ownership interest in NEP as an equity method investment. NEER operates essentially all of the energy projects owned by NEP and provides services to NEP under various related party operations and maintenance, administrative and management services agreements (service agreements). NextEra Energy Resources is also party to a cash sweep and credit support (CSCS) agreement with a subsidiary of NEP. At December 31, 2023 and 2022, the cash sweep amounts (due to NEP and its subsidiaries) held in accounts belonging to NextEra Energy Resources or its subsidiaries were approximately \$1,511 million and \$298 million, respectively, and are included in accounts payable. Fee income related to the CSCS agreement and the service agreements totaled approximately \$59 million, \$174 million and \$148 million for the years ended December 31, 2023, 2022 and 2021, respectively, and is included

NEXTERA ENERGY, INC. AND FLORIDA POWER & LIGHT COMPANY NOTES TO CONSOLIDATED FINANCIAL STATEMENTS (Continued)

in operating revenues in NEE's consolidated statements of income. Amounts due from NEP of approximately \$84 million and \$94 million are included in other receivables and \$114 million and \$101 million are included in noncurrent other assets at December 31, 2023 and 2022, respectively. See also Note 1 – Disposal of Businesses/Assets and Sale of Noncontrolling Ownership Interests for amounts due to NEP for reimbursement of construction-related costs. NEECH or NextEra Energy Resources guaranteed or provided indemnifications, letters of credit or surety bonds totaling approximately \$2.3 billion at December 31, 2023 primarily related to obligations on behalf of NEP's subsidiaries with maturity dates ranging from 2024 to 2059, including certain project performance obligations and obligations under financing and interconnection agreements. Payment guarantees and related contracts with respect to unconsolidated entities for which NEE or one of its subsidiaries are the guarantor are recorded on NEE's consolidated balance sheets at fair value. At December 31, 2023, approximately \$60 million related to the fair value of the credit support provided under the CSCS agreement is recorded as noncurrent other liabilities on NEE's consolidated balance sheet.

During 2023, 2022 and 2021, certain services, primarily engineering, construction, transportation, storage and maintenance services, were provided to subsidiaries of NEE by related parties that NEE accounts for under the equity method of accounting. Charges for these services amounted to approximately \$656 million, \$579 million and \$691 million for the years ended December 31, 2023, 2022 and 2021, respectively.

9. Variable Interest Entities (VIEs)

NEER – At December 31, 2023, NEE consolidates a number of VIEs within the NEER segment. Subsidiaries within the NEER segment are considered the primary beneficiary of these VIEs since they control the most significant activities of these VIEs, including operations and maintenance, and they have the obligation to absorb expected losses of these VIEs.

Eight indirect subsidiaries of NextEra Energy Resources have an ownership interest ranging from approximately 50% to 67% in entities which own and operate solar generation facilities with generating capacity of approximately 765 MW. Each of the subsidiaries is considered a VIE since the non-managing members have no substantive rights over the managing members, and is consolidated by NextEra Energy Resources. These entities sell their electric output to third parties under power sales contracts with expiration dates ranging from 2035 through 2052. These entities have third-party debt which is secured by liens against the assets of the entities. The debt holders have no recourse to the general credit of NextEra Energy Resources for the repayment of debt. The assets and liabilities of these VIEs were approximately \$1,796 million and \$1,085 million, respectively, at December 31, 2023. There were nine of these consolidated VIEs at December 31, 2022 and the assets and liabilities of those VIEs at such date totaled approximately \$2,084 million and \$1,174 million, respectively. At December 31, 2023 and 2022, the assets and liabilities of these VIEs consisted primarily of property, plant and equipment and long-term debt.

NEE consolidates a NEET VIE which owns and operates an approximately 280-mile electric transmission line that went into service during the first quarter of 2022. A NEET subsidiary is the primary beneficiary and controls the most significant activities of the VIE. NEET is entitled to receive 48% of the profits and losses of the entity. The assets and liabilities of the VIE totaled approximately \$741 million and \$347 million, respectively, at December 31, 2023, and \$744 million and \$18 million, respectively, at December 31, 2022. At December 31, 2023 and 2022, the assets and liabilities of this VIE consisted primarily of property, plant and equipment and, in 2023, long-term debt.

NextEra Energy Resources consolidates a VIE which has a 10% direct ownership interest in wind and solar generation facilities which have the capability of producing approximately 400 MW and 599 MW, respectively. These entities sell their electric output under power sales contracts to third parties with expiration dates ranging from 2025 through 2040. These entities are also considered a VIE because the holders of differential membership interests in these entities do not have substantive rights over the significant activities of these entities. The assets and liabilities of the VIE were approximately \$1,434 million and \$79 million, respectively, at December 31, 2023, and \$1,488 million and \$86 million, respectively, at December 31, 2022. At December 31, 2023 and 2022, the assets of this VIE consisted primarily of property, plant and equipment.

NextEra Energy Resources consolidates 33 VIEs that primarily relate to certain subsidiaries which have sold differential membership interests in entities which own and operate wind generation, solar generation and battery storage facilities with generating/storage capacity of approximately 12,824 MW, 2,438 MW and 1,062 MW, respectively, and own wind generation, solar generation and battery storage facilities that, upon completion of construction, which is anticipated in 2024, are expected to have generating/storage capacity of approximately 303 MW, 1,012 MW and 15 MW, respectively. These entities sell, or will sell, their electric output either under power sales contracts to third parties with expiration dates ranging from 2024 through 2053 or in the spot market. These entities are considered VIEs because the holders of differential membership interests do not have substantive rights over the significant activities of these entities. NextEra Energy Resources has financing obligations with respect to these entities, including third-party debt which is secured by liens against the generation facilities and the other assets of these entities or by pledges of NextEra Energy Resources' ownership interest in these entities. The debt holders have no recourse to the general credit of NEER for the repayment of debt. The assets and liabilities of these VIEs totaled approximately \$24,250 million and \$3,148 million, respectively, at December 31, 2023. There were 31 of these consolidated VIEs at December 31, 2022 and the assets and liabilities of those VIEs at such date totaled approximately \$19,690 million and \$2,318

NEXTERA ENERGY, INC. AND FLORIDA POWER & LIGHT COMPANY NOTES TO CONSOLIDATED FINANCIAL STATEMENTS (Continued)

million, respectively. At December 31, 2023 and 2022, the assets and liabilities of these VIEs consisted primarily of property, plant and equipment and accounts payable.

Other – At December 31, 2023 and 2022, several NEE subsidiaries had investments totaling approximately \$4,962 million (\$3,899 million at FPL) and \$4,016 million (\$3,331 million at FPL), respectively, which are included in special use funds and noncurrent other assets on NEE's consolidated balance sheets and in special use funds on FPL's consolidated balance sheets. These investments represented primarily commingled funds and asset-backed securities. NEE subsidiaries, including FPL, are not the primary beneficiaries and therefore do not consolidate any of these entities because they do not control any of the ongoing activities of these entities, were not involved in the initial design of these entities and do not have a controlling financial interest in these entities.

Certain subsidiaries of NEE have noncontrolling interests in entities accounted for under the equity method, including NEE's noncontrolling interest in NEP OpCo (see Note 8). These entities are limited partnerships or similar entity structures in which the limited partners or non-managing members do not have substantive rights over the significant activities of these entities, and therefore are considered VIEs. NEE is not the primary beneficiary because it does not have a controlling financial interest in these entities, and therefore does not consolidate any of these entities. NEE's investment in these entities totaled approximately \$3,913 million and \$5,214 million at December 31, 2023 and 2022, respectively. At December 31, 2023, subsidiaries of NEE had guarantees related to certain obligations of one of these entities, as well as commitments to invest an additional approximately \$180 million in several of these entities. See further discussion of such guarantees and commitments in Note 15 – Commitments and – Contracts, respectively.

10. Leases

NEE has operating and finance leases primarily related to land use agreements that convey exclusive use of the land during the arrangement for certain of its renewable energy projects and substations, buildings, equipment. Operating and finance leases primarily have fixed payments with expected expiration dates ranging from 2024 to 2083, with the exception of operating leases related to three land use agreements with an expiration date of 2106, some of which include options to extend the leases up to 30 years and some have options to terminate at NEE's discretion. At December 31, 2023, NEE's ROU assets and lease liabilities for operating leases totaled approximately \$396 million and \$412 million, respectively; the respective amounts at December 31, 2022 were \$386 million and \$400 million. At December 31, 2023, NEE's ROU assets and lease liabilities for finance leases totaled approximately \$440 million and \$444 million, respectively; the respective amounts at December 31, 2022 were \$378 million and \$375 million. NEE's lease liabilities at December 31, 2023 and 2022 were calculated using a weighted-average incremental borrowing rate at the lease inception of 3.96% and 3.66%, respectively, for operating leases and 4.32% and 3.98%, respectively, for finance leases, and a weighted-average remaining lease term of 44 years and 45 years, respectively, for operating leases and 32 years and 33 years, respectively, for finance leases. At December 31, 2023, expected lease payments over the remaining terms of the leases were approximately \$1.7 billion with no one year being material. Operating and finance lease-related amounts were not material to NEE's consolidated statements of income or cash flows for the periods presented.

NEE has operating and sales-type leases primarily related to certain battery storage facilities and a natural gas and oil electric generation facility that sell their electric output under power sales agreements to third parties which provide the customers the ability to dispatch the facilities. At December 31, 2023, the power sales agreements have expiration dates from 2024 to 2043 and NEE expects to receive approximately \$2.8 billion of lease payments over the remaining terms of the power sales agreements with no one year being material. Operating and sales-type lease-related amounts were not material to NEE's consolidated statements of income or balance sheets for the periods presented.

11. Asset Retirement Obligations

NEE's AROs relate primarily to decommissioning obligations of FPL's and NEER's nuclear units and to obligations for the dismantlement of certain of NEER's wind and solar facilities. For NEE's rate-regulated operations, including FPL, the accounting provisions result in timing differences in the recognition of legal asset retirement costs for financial reporting purposes and the method the regulator allows for recovery in rates. See Note 1 – Rate Regulation and – Decommissioning of Nuclear Plants, Dismantlement of Plants and Other Accrued Asset Removal Costs.

NEXTERA ENERGY, INC. AND FLORIDA POWER & LIGHT COMPANY
NOTES TO CONSOLIDATED FINANCIAL STATEMENTS (Continued)

A rollforward of NEE's and FPL's AROs is as follows:

	NEE	FPL
	(millions)	
Balances, December 31, 2021	\$ 3,179	\$ 2,107
Liabilities incurred	82	—
Accretion expense	145	81
Liabilities settled	(80) ^(a)	(22)
Revision in estimated cash flows – net	2	10
Balances, December 31, 2022	3,328 ^(b)	2,176 ^(b)
Liabilities incurred	100	—
Accretion expense	154	84
Liabilities settled	(90) ^(a)	(66)
Revision in estimated cash flows – net	(55)	(24)
Balances, December 31, 2023	<u>\$ 3,437</u> ^(b)	<u>\$ 2,170</u> ^(b)

(a) Includes approximately \$18 million and \$27 million related to project sales to NEP as well as other sales of businesses and assets during the years ending December 31, 2023 and 2022, respectively. See Note 1 – Disposal of Businesses/Assets and Sale of Noncontrolling Ownership Interests.

(b) Includes the current portion of AROs as of December 31, 2023 and 2022 of approximately \$34 million (\$27 million for FPL) and \$83 million (\$68 million for FPL), respectively, which are included in other current liabilities on NEE's and FPL's consolidated balance sheets.

Restricted funds for the payment of future expenditures to decommission NEE's and FPL's nuclear units included in special use funds on NEE's and FPL's consolidated balance sheets are presented below (see Note 4). Duane Arnold is being actively decommissioned and was granted an exemption from the NRC, which allows for use of the funds for certain other site restoration activities in addition to decommissioning obligations recorded as AROs.

	NEE	FPL
	(millions)	
Balances, December 31, 2023	\$ 8,697	\$ 6,049
Balances, December 31, 2022	\$ 7,495	\$ 5,220

NEE and FPL have identified but not recognized ARO liabilities related to the majority of their electric transmission and distribution assets and pipelines resulting from easements over property not owned by NEE or FPL. These easements are generally perpetual and only require retirement action upon abandonment or cessation of use of the property or facility for its specified purpose. The related ARO liability is not estimable for such easements as NEE and FPL intend to use these properties indefinitely. In the event NEE or FPL decide to abandon or cease the use of a particular easement, an ARO liability would be recorded at that time.

12. Employee Retirement Benefits

Employee Pension Plan and Other Benefits Plans – NEE sponsors a qualified noncontributory defined benefit pension plan for substantially all employees of NEE and its subsidiaries. NEE also has a supplemental executive retirement plan (SERP), which includes a non-qualified supplemental defined benefit pension component that provides benefits to a select group of management and highly compensated employees, and sponsors a contributory postretirement plan for other benefits for retirees of NEE and its subsidiaries meeting certain eligibility requirements. The total accrued benefit cost of the SERP and postretirement plans is approximately \$231 million (\$101 million for FPL) and \$237 million (\$115 million for FPL) at December 31, 2023 and 2022, respectively.

NEXTERA ENERGY, INC. AND FLORIDA POWER & LIGHT COMPANY
NOTES TO CONSOLIDATED FINANCIAL STATEMENTS (Continued)

Pension Plan Assets, Benefit Obligations and Funded Status – The changes in assets, benefit obligations and the funded status of the pension plan are as follows:

	2023	2022
	(millions)	
Change in pension plan assets:		
Fair value of plan assets at January 1	\$ 4,543	\$ 5,688
Actual return on plan assets	591	(820)
Benefit payments	(237)	(325)
Fair value of plan assets at December 31	<u>\$ 4,897</u>	<u>\$ 4,543</u>
Change in pension benefit obligation:		
Obligation at January 1	\$ 2,711	\$ 3,445
Service cost	64	86
Interest cost	132	77
Special termination benefit ^(a)	—	52
Plan amendments	—	3
Actuarial losses (gains) – net ^(b)	115	(627)
Benefit payments	(237)	(325)
Obligation at December 31 ^(c)	<u>\$ 2,785</u>	<u>\$ 2,711</u>
Funded status:		
Prepaid pension benefit costs at NEE at December 31	<u>\$ 2,112</u>	<u>\$ 1,832</u>
Prepaid pension benefit costs at FPL at December 31 ^(d)	<u>\$ 1,853</u>	<u>\$ 1,732</u>

(a) Reflects enhanced early retirement benefit.

(b) Primarily due to the difference in actual versus expected discount rate.

(c) NEE's accumulated pension benefit obligation, which includes no assumption about future salary levels, at December 31, 2023 and 2022 was approximately \$2,719 million and \$2,650 million, respectively.

(d) Reflects FPL's allocated benefits under NEE's pension plan.

NEE's unrecognized amounts included in accumulated other comprehensive income (loss) yet to be recognized as components of prepaid pension benefit costs are as follows:

	2023	2022
	(millions)	
Unrecognized prior service benefit (net of \$1 tax expense and \$0 tax expense, respectively)	\$ 2	\$ 1
Unrecognized losses (net of \$22 tax benefit and \$33 tax benefit, respectively)	(73)	(91)
Total	<u>\$ (71)</u>	<u>\$ (90)</u>

NEE's unrecognized amounts included in regulatory assets (liabilities) yet to be recognized as components of net prepaid pension benefit costs are as follows:

	2023	2022
	(millions)	
Unrecognized prior service cost	\$ —	\$ 2
Unrecognized losses	221	277
Total	<u>\$ 221</u>	<u>\$ 279</u>

The following table provides the assumptions used to determine the benefit obligation for the pension plan. These rates are used in determining net periodic pension income in the following year.

	2023	2022
Discount rate	4.88 %	5.05 %
Salary increase	4.90 %	4.90 %
Weighted-average interest crediting rate	3.89 %	3.82 %

NEE's investment policy for the pension plan recognizes the benefit of protecting the plan's funded status, thereby avoiding the necessity of future employer contributions. Its broad objectives are to achieve a high rate of total return with a prudent level of risk taking while maintaining sufficient liquidity and diversification to avoid large losses and preserve capital over the long term.

NEXTERA ENERGY, INC. AND FLORIDA POWER & LIGHT COMPANY
NOTES TO CONSOLIDATED FINANCIAL STATEMENTS (Continued)

The NEE pension plan fund's current target asset allocation, which is expected to be reached over time, is 43% equity investments, 32% fixed income investments, 20% alternative investments and 5% convertible securities. The pension fund's investment strategy emphasizes traditional investments, broadly diversified across the global equity and fixed income markets, using a combination of different investment styles and vehicles. The pension fund's equity and fixed income holdings consist of both directly held securities as well as commingled investment arrangements such as common and collective trusts, pooled separate accounts, registered investment companies and limited partnerships. The pension fund's convertible security assets are principally direct holdings of convertible securities and include a convertible security oriented limited partnership. The pension fund's alternative investments consist primarily of private equity and real estate oriented investments in limited partnerships as well as absolute return oriented limited partnerships that use a broad range of investment strategies on a global basis.

The fair value measurements of NEE's pension plan assets by fair value hierarchy level are as follows:

	December 31, 2023 ^(a)			
	Quoted Prices in Active Markets for Identical Assets or Liabilities (Level 1)	Significant Other Observable Inputs (Level 2)	Significant Unobservable Inputs (Level 3)	Total
	(millions)			
Equity securities ^(b)	\$ 1,444	\$ 5	\$ 1	\$ 1,450
Equity commingled vehicles ^(c)	—	754	—	754
U.S. Government and municipal bonds	96	5	—	101
Corporate debt securities ^(d)	—	252	—	252
Asset-backed securities ^(e)	—	500	—	500
Debt security commingled vehicles ^(f)	—	184	—	184
Convertible securities ^(g)	8	247	—	255
Other ^(h)	6	2	—	8
Total investments in the fair value hierarchy	<u>\$ 1,554</u>	<u>\$ 1,949</u>	<u>\$ 1</u>	<u>3,504</u>
Total investments measured at net asset value ⁽ⁱ⁾				<u>1,393</u>
Total fair value of plan assets				<u>\$ 4,897</u>

(a) See Note 3 and Note 4 for discussion of fair value measurement techniques and inputs.

(b) Includes foreign investments of \$591 million.

(c) Includes foreign investments of \$222 million.

(d) Includes foreign investments of \$72 million.

(e) Includes foreign investments of \$157 million.

(f) Includes foreign investments of \$2 million.

(g) Includes foreign investments of \$21 million.

(h) Includes foreign investments of \$2 million.

(i) Includes foreign investments of \$240 million.

NEXTERA ENERGY, INC. AND FLORIDA POWER & LIGHT COMPANY
NOTES TO CONSOLIDATED FINANCIAL STATEMENTS (Continued)

December 31, 2022^(a)

	(millions)			Total
	Quoted Prices in Active Markets for Identical Assets or Liabilities (Level 1)	Significant Other Observable Inputs (Level 2)	Significant Unobservable Inputs (Level 3)	
Equity securities ^(b)	\$ 1,246	\$ 5	\$ 1	\$ 1,252
Equity commingled vehicles ^(c)	—	731	—	731
U.S. Government and municipal bonds	85	5	—	90
Corporate debt securities ^(d)	—	272	—	272
Asset-backed securities ^(e)	—	413	—	413
Debt security commingled vehicles	—	130	—	130
Convertible securities ^(f)	50	367	—	417
Total investments in the fair value hierarchy	<u>\$ 1,381</u>	<u>\$ 1,923</u>	<u>\$ 1</u>	3,305
Total investments measured at net asset value ^(g)				1,238
Total fair value of plan assets				<u>\$ 4,543</u>

(a) See Note 3 and Note 4 for discussion of fair value measurement techniques and inputs.

(b) Includes foreign investments of \$526 million.

(c) Includes foreign investments of \$191 million.

(d) Includes foreign investments of \$83 million.

(e) Includes foreign investments of \$129 million.

(f) Includes foreign investments of \$30 million.

(g) Includes foreign investments of \$242 million.

Expected Cash Flows – The following table provides information about benefit payments expected to be paid by the pension plan for each of the following calendar years (in millions):

2024	\$ 207
2025	\$ 210
2026	\$ 215
2027	\$ 209
2028	\$ 208
2029 – 2033	\$ 1,007

Net Periodic (Income) Cost – The components of net periodic (income) cost for the plans are as follows:

	Pension Benefits			Postretirement Benefits		
	2023	2022	2021	2023	2022	2021
	(millions)					
Service cost	\$ 64	\$ 86	\$ 90	\$ 1	\$ 1	\$ 2
Interest cost	132	77	64	9	5	4
Expected return on plan assets	(392)	(363)	(339)	—	—	—
Amortization of actuarial loss	—	—	24	—	3	5
Amortization of prior service benefit	—	(1)	(1)	—	(4)	(15)
Special termination benefit	—	52	—	—	—	—
Benefit plan settlement	—	27	—	—	—	—
Net periodic (income) cost at NEE	<u>\$ (196)</u>	<u>\$ (122)</u>	<u>\$ (162)</u>	<u>\$ 10</u>	<u>\$ 5</u>	<u>\$ (4)</u>
Net periodic (income) cost allocated to FPL	<u>\$ (127)</u>	<u>\$ (76)</u>	<u>\$ (108)</u>	<u>\$ 8</u>	<u>\$ 4</u>	<u>\$ (4)</u>

NEXTERA ENERGY, INC. AND FLORIDA POWER & LIGHT COMPANY
NOTES TO CONSOLIDATED FINANCIAL STATEMENTS (Continued)

Other Comprehensive Income – The components of net periodic income (cost) recognized in OCI for the pension plan are as follows:

	2023	2022	2021
	(millions)		
Prior service benefit (cost) (net of \$0 tax expense and \$0 tax benefit, respectively)	\$ 1	\$ (1)	\$ —
Net gains (losses) (net of \$7 tax expense, \$43 tax benefit and \$29 tax expense, respectively)	23	(139)	95
Amortization of unrecognized losses (net of \$2 tax expense and \$2 tax expense, respectively)	—	7	6
Total	<u>\$ 24</u>	<u>\$ (133)</u>	<u>\$ 101</u>

Regulatory Assets (Liabilities) – The components of net periodic income recognized during the year in regulatory assets (liabilities) for the pension plan are as follows:

	2023	2022
	(millions)	
Prior service cost (benefit)	\$ (2)	\$ 2
Unrecognized losses (gains)	(56)	375
Amortization of prior service benefit	—	1
Amortization of unrecognized losses	—	(18)
Total	<u>\$ (58)</u>	<u>\$ 360</u>

The assumptions used to determine net periodic pension income for the pension plan are as follows:

	2023	2022	2021
Discount rate	5.05 %	2.87 %	2.53 %
Salary increase	4.90 %	4.90 %	4.40 %
Expected long-term rate of return, net of investment management fees	8.00 %	7.35 %	7.35 %
Weighted-average interest crediting rate	3.82 %	3.79 %	3.82 %

Employee Contribution Plan – NEE offers an employee retirement savings plan which allows eligible participants to contribute a percentage of qualified compensation through payroll deductions. NEE makes matching contributions to participants' accounts. Defined contribution expense pursuant to this plan was approximately \$78 million, \$68 million and \$66 million for NEE (\$43 million, \$41 million and \$42 million for FPL) for the years ended December 31, 2023, 2022 and 2021, respectively.

NEXTERA ENERGY, INC. AND FLORIDA POWER & LIGHT COMPANY
NOTES TO CONSOLIDATED FINANCIAL STATEMENTS (Continued)

13. Debt

Long-term debt consists of the following:

	December 31,				
	2023			2022	
	Maturity Date	Balance (millions)	Weighted-Average Interest Rate	Balance (millions)	Weighted-Average Interest Rate
FPL:					
First mortgage bonds – fixed	2024-2053	\$ 19,790	4.26 %	\$ 15,790	4.03 %
Pollution control, solid waste disposal and industrial development revenue bonds – variable ^(a)	2024-2052	1,319	3.75 %	1,366	3.20 %
Senior unsecured notes – primarily variable ^{(b)(c)}	2024-2073	4,027	5.04 %	4,042	3.99 %
Other long-term debt – primarily variable ^(c)	2025-2046	387	4.74 %	7	7.90 %
Unamortized debt issuance costs and discount		(249)		(203)	
Total long-term debt of FPL		25,274		21,002	
Less current portion of long-term debt		1,665		1,547	
Long-term debt of FPL, excluding current portion		23,609		19,455	
NEER:					
NextEra Energy Resources:					
Senior secured limited-recourse long-term debt – variable ^{(c)(d)}	2024-2036	5,943	7.53 %	3,582	6.24 %
Senior secured limited-recourse long-term loans – fixed	2028-2052	2,350	3.45 %	2,452	3.43 %
Other long-term debt – primarily variable ^{(c)(d)}	2024-2048	1,183	7.19 %	777	6.33 %
NEET – long-term debt – primarily fixed ^(d)	2024-2053	2,524	5.38 %	2,348	5.10 %
Unamortized debt issuance costs and premium		(174)		(108)	
Total long-term debt of NEER		11,826		9,051	
Less current portion of long-term debt		1,031		694	
Long-term debt of NEER, excluding current portion		10,795		8,357	
NEECH:					
Debentures – fixed	2024-2062	24,365	4.06 %	17,865	2.99 %
Debentures – variable ^(c)	2024	400	6.40 %	2,200	4.14 %
Debentures, related to NEE's equity units – fixed	2027	2,000	4.60 %	6,500	2.28 %
Junior subordinated debentures – primarily fixed ^(d)	2057-2082	3,723	5.47 %	3,723	5.23 %
Japanese yen denominated long-term debt – fixed ^(e)	2030	71	2.63 %	506 ^(d)	0.73 %
Australian dollar denominated long-term debt – fixed ^(e)	2026	339	2.20 %	338	2.20 %
Other long-term debt – fixed	2024	157	0.92 %	164	0.92 %
Other long-term debt – variable ^(c)	2024	300	6.02 %	675	5.02 %
Unamortized debt issuance costs, premium		(149)		(135)	
Total long-term debt of NEECH		31,206		31,836	
Less current portion of long-term debt		4,205		4,392	
Long-term debt of NEECH, excluding current portion		27,001		27,444	
Total long-term debt		\$ 61,405		\$ 55,256	

- (a) Includes tax exempt bonds that permit individual bondholders to tender the bonds for purchase at any time prior to maturity. In the event these tax exempt bonds are tendered for purchase, they would be remarketed by a designated remarketing agent in accordance with the related indenture. If the remarketing is unsuccessful, FPL would be required to purchase these tax exempt bonds. At December 31, 2023, these tax exempt bonds totaled approximately \$1,319 million. All tax exempt bonds tendered for purchase have been successfully remarketed. FPL's syndicated revolving credit facilities are available to support the purchase of the tax exempt bonds. Variable interest rate is established at various intervals by the remarketing agent.
- (b) At December 31, 2023, includes approximately \$1,812 million of floating rate notes that permit individual noteholders to require repayment at specified dates prior to maturity. FPL's syndicated revolving credit facilities are available to support the purchase of the floating rate notes.
- (c) Variable rate is based on an underlying index plus a specified margin.
- (d) Interest rate contracts, primarily swaps, have been entered into with respect to certain of these debt issuances. See Note 3.
- (e) Foreign currency contracts have been entered into with respect to these debt issuances. See Note 3. The Japanese yen denominated long-term debt includes a variable rate loan that matured in 2023.

As of December 31, 2023, minimum annual maturities of long-term debt for NEE are approximately \$6,901 million, \$8,037 million, \$1,874 million, \$7,731 million and \$7,685 million for 2024, 2025, 2026, 2027 and 2028, respectively. The respective amounts for FPL are approximately \$1,665 million, \$1,920 million, \$641 million, \$328 million and \$1,992 million.

At December 31, 2023 and 2022, short-term borrowings had a weighted-average interest rate of 5.62% (5.50% for FPL) and 4.58% (4.41% for FPL), respectively. Subsidiaries of NEE, including FPL, had credit facilities with total capacity at December 31, 2023 of approximately \$19.6 billion (\$4.0 billion for FPL) which provide for the funding of loans and/or issuance of letters of

NEXTERA ENERGY, INC. AND FLORIDA POWER & LIGHT COMPANY
NOTES TO CONSOLIDATED FINANCIAL STATEMENTS (Continued)

credit. At December 31, 2023, letters of credit outstanding under these credit facilities totaled approximately \$3.4 billion (\$3 million for FPL) and borrowings outstanding under these credit facilities totaled \$255 million (\$255 million for FPL). Between January 1, 2024 and February 16, 2024, NEE's credit facilities' total capacity increased \$900 million (\$500 million for FPL) and borrowings under its credit facilities increased \$1,650 million (\$0 for FPL). In January 2024, FPL received \$3.4 billion of capital contributions from NEE which were used to repay commercial paper and \$1.0 billion of senior unsecured notes.

NEE has guaranteed certain payment obligations of NEECH, including most of those under NEECH's debt, including all of its debentures and commercial paper issuances, as well as most of its payment guarantees and indemnifications. NEECH has guaranteed certain debt and other obligations of subsidiaries within the NEER segment.

In August 2022, NEECH completed a remarketing of \$1.5 billion aggregate principal amount of its Series J Debentures due September 1, 2024 that were issued in September 2019 as components of equity units issued concurrently by NEE (September 2019 equity units). The debentures are fully and unconditionally guaranteed by NEE. In connection with the remarketing of the debentures, the interest rate on the debentures was reset to 4.255% per year, and interest is payable on March 1 and September 1 of each year, commencing September 1, 2022. In connection with the settlement of the contracts to purchase NEE common stock that were issued as components of the September 2019 equity units, on September 1, 2022, NEE issued approximately 21.6 million shares of common stock in exchange for \$1.5 billion.

In March 2023, NEECH completed a remarketing of \$2.5 billion aggregate principal amount of its Series K Debentures due March 1, 2025 that were issued in February 2020 as components of equity units issued concurrently by NEE (February 2020 equity units). The debentures are fully and unconditionally guaranteed by NEE. In connection with the remarketing of the debentures, the interest rate on the debentures was reset to 6.051% per year, and interest is payable on March 1 and September 1 of each year, commencing September 1, 2023. In connection with the settlement of the contracts to purchase NEE common stock that were issued as components of the February 2020 equity units, on March 1, 2023, NEE issued approximately 33.4 million shares of common stock in exchange for \$2.5 billion.

In August 2023, NEECH completed a remarketing of \$2.0 billion aggregate principal amount of its Series L Debentures due September 1, 2025 that were issued in September 2020 as components of equity units issued concurrently by NEE (September 2020 equity units). The debentures are fully and unconditionally guaranteed by NEE. In connection with the remarketing of the debentures, the interest rate on the debentures was reset to 5.749% per year, and interest is payable on March 1 and September 1 of each year, commencing September 1, 2023. In connection with the settlement of the contracts to purchase NEE common stock that were issued as components of the September 2020 equity units, on September 1, 2023, NEE issued approximately 27.3 million shares of common stock in exchange for \$2.0 billion.

In September 2022, NEE sold \$2.0 billion of equity units (initially consisting of Corporate Units). Each equity unit has a stated amount of \$50 and consists of a contract to purchase NEE common stock (stock purchase contract) and, initially, a 5% undivided beneficial ownership interest in a Series M Debenture due September 1, 2027, issued in the principal amount of \$1,000 by NEECH. Each stock purchase contract requires the holder to purchase by no later than September 1, 2025 (the final settlement date) for a price of \$50 in cash, a number of shares of NEE common stock (subject to antidilution adjustments) based on a price per share range described in the following sentence. If purchased on the final settlement date, as of December 31, 2023, the number of shares issued per equity unit would (subject to antidilution adjustments) range from 0.5640 shares if the applicable market value of a share of NEE common stock is less than or equal to \$88.88 (the reference price) to 0.4512 shares if the applicable market value of a share is equal to or greater than \$111.10 (the threshold appreciation price), with the applicable market value to be determined using the average closing prices of NEE common stock over a 20-day trading period ending August 27, 2025. Total annual distributions on the equity units are at the rate of 6.926%, consisting of interest on the debentures (4.60% per year) and payments under the stock purchase contracts (2.326% per year). The interest rate on the debentures is expected to be reset on or after March 1, 2025. A holder of an equity unit may satisfy its purchase obligation with proceeds raised from remarketing the NEECH debentures that are part of its equity unit. The undivided beneficial ownership interest in the NEECH debenture that is a component of each Corporate Unit is pledged to NEE to secure the holder's obligation to purchase NEE common stock under the related stock purchase contract. If a successful remarketing does not occur on or before the third business day prior to the final settlement date, and a holder has not notified NEE of its intention to settle the stock purchase contract with cash, the debentures that are components of the Corporate Units will be used to satisfy in full the holders' obligations to purchase NEE common stock under the related stock purchase contracts on the final settlement date. The debentures are fully and unconditionally guaranteed by NEE.

Prior to the issuance of NEE's common stock, the stock purchase contracts, if dilutive, will be reflected in NEE's diluted earnings per share calculations using the treasury stock method. Under this method, the number of shares of NEE common stock used in calculating diluted earnings per share is deemed to be increased by the excess, if any, of the number of shares that would be issued upon settlement of the stock purchase contracts over the number of shares that could be purchased by NEE in the market, at the average market price during the period, using the proceeds receivable upon settlement.

NEXTERA ENERGY, INC. AND FLORIDA POWER & LIGHT COMPANY
NOTES TO CONSOLIDATED FINANCIAL STATEMENTS (Continued)

On January 31, 2024, NEECH sold a total of \$3.8 billion principal amount of its debentures, with interest rates ranging from 4.90% to 5.55% and maturity dates ranging from 2026 to 2054, and \$600 million of its floating rate debentures due in 2026.

14. Equity

Earnings Per Share – The reconciliation of NEE's basic and diluted earnings per share attributable to NEE is as follows:

	Years Ended December 31,		
	2023	2022	2021
	(millions, except per share amounts)		
Numerator – net income attributable to NEE	\$ 7,310	\$ 4,147	\$ 3,573
Denominator:			
Weighted-average number of common shares outstanding – basic	2,026.1	1,972.6	1,962.5
Equity units, stock options, performance share awards and restricted stock ^(a)	4.7	6.0	9.7
Weighted-average number of common shares outstanding – assuming dilution	2,030.8	1,978.6	1,972.2
Earnings per share attributable to NEE:			
Basic	\$ 3.61	\$ 2.10	\$ 1.82
Assuming dilution	\$ 3.60	\$ 2.10	\$ 1.81

(a) Calculated using the treasury stock method. Performance share awards are included in diluted weighted-average number of common shares outstanding based upon what would be issued if the end of the reporting period was the end of the term of the award.

Common shares issuable pursuant to equity units, stock options and/or performance share awards, as well as restricted stock which were not included in the denominator above due to their antidilutive effect were approximately 39.1 million, 38.1 million and 30.5 million for the years ended December 31, 2023, 2022 and 2021, respectively.

Potentially Dilutive Securities at NEP – NEP senior unsecured convertible notes, when outstanding, are potentially dilutive securities to NEE. In December 2022, June 2021 and December 2020, NEP issued \$500 million, \$500 million and \$600 million respectively, principal amount of new senior unsecured convertible notes. Holders of these notes may convert all or a portion of the notes in accordance with the related indenture. Upon conversion, NEP will pay cash up to the principal amount of the notes to be converted and pay or deliver, as the case may be, cash, NEP common units or a combination of cash and common units, at NEP's election, in respect of the remainder, if any, of NEP's conversion obligation in excess of the principal amount of the notes being converted.

Common Stock Dividend Restrictions – NEE's charter does not limit the dividends that may be paid on its common stock. FPL's mortgage securing FPL's first mortgage bonds contains provisions which, under certain conditions, restrict the payment of dividends and other distributions to NEE. These restrictions do not currently limit FPL's ability to pay dividends to NEE.

Stock-Based Compensation – Net income for the years ended December 31, 2023, 2022 and 2021 includes approximately \$139 million, \$142 million and \$119 million, respectively, of compensation costs and \$26 million, \$20 million and \$19 million, respectively, of income tax benefits related to stock-based compensation arrangements. Compensation cost capitalized for the years ended December 31, 2023, 2022 and 2021 was not material. At December 31, 2023, there were approximately \$198 million of unrecognized compensation costs related to nonvested/nonexercisable stock-based compensation arrangements. These costs are expected to be recognized over a weighted-average period of 2.2 years.

At December 31, 2023, approximately 74 million shares of common stock were authorized for awards to officers, employees and non-employee directors of NEE and its subsidiaries under NEE's: (a) 2021 Long Term Incentive Plan, (b) 2017 Non-Employee Directors Stock Plan and (c) earlier equity compensation plans under which shares are reserved for issuance under existing grants, but no additional shares are available for grant under the earlier plans. NEE satisfies restricted stock and performance share awards by issuing new shares of its common stock or by purchasing shares of its common stock in the open market. NEE satisfies stock option exercises by issuing new shares of its common stock. NEE generally grants most of its stock-based compensation awards in the first quarter of each year.

Restricted Stock and Performance Share Awards – Restricted stock typically vests within three years after the date of grant and is subject to, among other things, restrictions on transferability prior to vesting. The fair value of restricted stock is measured based upon the closing market price of NEE common stock as of the date of grant. Performance share awards are typically payable at the end of a three-year performance period if the specified performance criteria are met. The fair value for the majority of performance share awards is estimated based upon the closing market price of NEE common stock as of the date of grant less the present value of expected dividends, multiplied by an estimated performance multiple which is subsequently trued up based on actual performance.

NEXTERA ENERGY, INC. AND FLORIDA POWER & LIGHT COMPANY
NOTES TO CONSOLIDATED FINANCIAL STATEMENTS (Continued)

The activity in restricted stock and performance share awards for the year ended December 31, 2023 was as follows:

	Shares/Units	Weighted-Average Grant Date Fair Value Per Share/Units
Restricted Stock:		
Nonvested balance, January 1, 2023	1,992,045	\$ 77.93
Granted	1,520,616	\$ 72.24
Vested	(693,058)	\$ 75.01
Forfeited	(158,366)	\$ 79.29
Nonvested balance, December 31, 2023	<u>2,661,237</u>	\$ 75.93
Performance Share Awards:		
Nonvested balance, January 1, 2023	1,137,082	\$ 71.17
Granted	1,102,159	\$ 71.79
Vested	(730,720)	\$ 67.08
Forfeited	(121,268)	\$ 75.10
Nonvested balance, December 31, 2023	<u>1,387,253</u>	\$ 71.27

The weighted-average grant date fair value per share of restricted stock granted for the years ended December 31, 2022 and 2021 was \$75.13 and \$82.69, respectively. The weighted-average grant date fair value per share of performance share awards granted for the years ended December 31, 2022 and 2021 was \$58.67 and \$54.82, respectively.

The total fair value of restricted stock and performance share awards vested was \$106 million, \$175 million and \$186 million for the years ended December 31, 2023, 2022 and 2021, respectively.

Options – Options typically vest within three years after the date of grant and have a maximum term of ten years. The exercise price of each option granted equals the closing market price of NEE common stock on the date of grant. The fair value of the options is estimated on the date of the grant using the Black-Scholes option-pricing model and based on the following assumptions:

	2023	2022	2021
Expected volatility ^(a)	19.72 – 20.57%	17.91 – 19.37%	17.32 – 17.75%
Expected dividends	2.45 – 2.86%	2.32 – 2.50%	2.30 – 2.44%
Expected term (years) ^(b)	6.6	6.5	7.0
Risk-free rate	3.50 – 4.50%	1.91 – 3.85%	0.80 – 1.27%

(a) Based on historical experience.

(b) Based on historical exercise and post-vesting cancellation experience adjusted for outstanding awards.

Option activity for the year ended December 31, 2023 was as follows:

	Shares Underlying Options	Weighted-Average Exercise Price Per Share	Weighted-Average Remaining Contractual Term (years)	Aggregate Intrinsic Value (millions)
Balance, January 1, 2023	10,699,410	\$ 49.67		
Granted	909,200	\$ 75.20		
Exercised	(549,452)	\$ 26.11		
Forfeited	(74,347)	\$ 76.67		
Expired	(1,679)	\$ 80.68		
Balance, December 31, 2023	<u>10,983,132</u>	\$ 52.78	5.2	\$ 156
Exercisable, December 31, 2023	8,894,724	\$ 47.16	4.5	\$ 156

The weighted-average grant date fair value of options granted was \$14.46, \$10.49 and \$9.82 per share for the years ended December 31, 2023, 2022 and 2021, respectively. The total intrinsic value of stock options exercised was approximately \$22 million, \$37 million and \$49 million for the years ended December 31, 2023, 2022 and 2021, respectively.

NEXTERA ENERGY, INC. AND FLORIDA POWER & LIGHT COMPANY
NOTES TO CONSOLIDATED FINANCIAL STATEMENTS (Continued)

Cash received from option exercises was approximately \$14 million, \$14 million and \$15 million for the years ended December 31, 2023, 2022 and 2021, respectively. The tax benefits realized from options exercised were approximately \$5 million, \$9 million and \$11 million for the years ended December 31, 2023, 2022 and 2021, respectively.

Preferred Stock – NEE's charter authorizes the issuance of 100 million shares of serial preferred stock, \$0.01 par value, none of which are outstanding. FPL's charter authorizes the issuance of 10,414,100 shares of preferred stock, \$100 par value, 5 million shares of subordinated preferred stock, no par value, and 5 million shares of preferred stock, no par value, none of which are outstanding.

Accumulated Other Comprehensive Income (Loss) – The components of AOCI, net of tax, are as follows:

	Accumulated Other Comprehensive Income (Loss)					Total
	Net Unrealized Gains (Losses) on Cash Flow Hedges	Net Unrealized Gains (Losses) on Available for Sale Securities	Defined Benefit Pension and Other Benefits Plans	Net Unrealized Gains (Losses) on Foreign Currency Translation	Other Comprehensive Income Related to Equity Method Investees	
	(millions)					
Balances, December 31, 2020	\$ 8	\$ 20	\$ (75)	\$ (49)	\$ 4	\$ (92)
Other comprehensive income (loss) before reclassifications	—	(11)	95	(1)	1	84
Amounts reclassified from AOCI	6 ^(a)	(4) ^(b)	5 ^(c)	—	—	7
Net other comprehensive income (loss)	6	(15)	100	(1)	1	91
Less other comprehensive loss attributable to noncontrolling interests	—	—	—	1	—	1
Balances, December 31, 2021	14	5	25	(49)	5	—
Other comprehensive income (loss) before reclassifications	—	(84)	(133)	(44)	1	(260)
Amounts reclassified from AOCI	6 ^(a)	10 ^(b)	7 ^(c)	—	—	23
Net other comprehensive income (loss)	6	(74)	(126)	(44)	1	(237)
Less other comprehensive loss attributable to noncontrolling interests	—	—	—	19	—	19
Balances, December 31, 2022	20	(69)	(101)	(74)	6	(218)
Other comprehensive income before reclassifications	—	17	21	13	1	52
Amounts reclassified from AOCI	2 ^(a)	13 ^(b)	1 ^(c)	—	—	16
Net other comprehensive income	2	30	22	13	1	68
Less other comprehensive income attributable to noncontrolling interests	—	—	—	(3)	—	(3)
Balances, December 31, 2023	<u>\$ 22</u>	<u>\$ (39)</u>	<u>\$ (79)</u>	<u>\$ (64)</u>	<u>\$ 7</u>	<u>\$ (153)</u>
Attributable to noncontrolling interests	<u>\$ —</u>	<u>\$ —</u>	<u>\$ —</u>	<u>\$ (10)</u>	<u>\$ —</u>	<u>\$ (10)</u>

(a) Reclassified to interest expense in NEE's consolidated statements of income. See Note 3 – Income Statement Impact of Derivative Instruments.

(b) Reclassified to gains on disposal of investments and other property – net in NEE's consolidated statements of income.

(c) Reclassified to other net periodic benefit income in NEE's consolidated statements of income.

NEXTERA ENERGY, INC. AND FLORIDA POWER & LIGHT COMPANY
NOTES TO CONSOLIDATED FINANCIAL STATEMENTS (Continued)

15. Commitments and Contingencies

Commitments – NEE and its subsidiaries have made commitments in connection with a portion of their projected capital expenditures. Capital expenditures at FPL include, among other things, the cost for construction of additional facilities and equipment to meet customer demand, as well as capital improvements to and maintenance of existing facilities. At NEER, capital expenditures include, among other things, the cost, including capitalized interest, for development, construction and maintenance of its competitive energy businesses. Also see Note 4 – Contingent Consideration.

At December 31, 2023, estimated capital expenditures, on an accrual basis, for 2024 through 2028 were as follows:

	2024	2025	2026	2027	2028	Total
	(millions)					
FPL:						
Generation: ^(a)						
New ^(b)	\$ 2,175	\$ 3,015	\$ 3,785	\$ 3,400	\$ 3,020	\$ 15,395
Existing	885	730	855	1,220	1,400	5,090
Transmission and distribution ^(c)	3,770	2,905	3,250	4,270	4,495	18,690
Nuclear fuel	150	205	300	305	390	1,350
General and other	590	695	810	615	540	3,250
Total	<u>\$ 7,570</u>	<u>\$ 7,550</u>	<u>\$ 9,000</u>	<u>\$ 9,810</u>	<u>\$ 9,845</u>	<u>\$ 43,775</u>
NEER:^(d)						
Wind ^(e)	\$ 2,820	\$ 545	\$ 60	\$ 70	\$ 50	\$ 3,545
Solar ^(f)	3,270	1,370	10	5	5	4,660
Other clean energy ^(g)	1,625	620	55	45	20	2,365
Nuclear, including nuclear fuel	295	270	255	380	315	1,515
Rate-regulated transmission ^(h)	765	1,215	890	705	395	3,970
Other ⁽ⁱ⁾	1,060	400	300	260	225	2,245
Total	<u>\$ 9,835</u>	<u>\$ 4,420</u>	<u>\$ 1,570</u>	<u>\$ 1,465</u>	<u>\$ 1,010</u>	<u>\$ 18,300</u>

(a) Includes AFUDC of approximately \$135 million, \$115 million, \$165 million, \$160 million and \$145 million for 2024 through 2028, respectively.

(b) Includes land, generation structures, transmission interconnection and integration and licensing.

(c) Includes AFUDC of approximately \$95 million, \$90 million, \$100 million, \$90 million and \$65 million for 2023 through 2027, respectively.

(d) Represents capital expenditures for which applicable internal approvals and also, if required, regulatory approvals have been received.

(e) Consists of capital expenditures for new wind projects and repowering of existing wind projects totaling approximately 2,621 MW, and related transmission.

(f) Includes capital expenditures for new solar projects (including solar plus battery storage projects) totaling approximately 6,134 MW and related transmission.

(g) Includes capital expenditures primarily for battery storage projects and renewable fuels projects.

(h) Includes AFUDC of approximately \$30 million, \$70 million, \$145 million, \$105 million and \$65 million for 2024 through 2028, respectively.

(i) Includes equity contributions in 2024 for the construction of Mountain Valley Pipeline.

The above estimates are subject to continuing review and adjustment and actual capital expenditures may vary significantly from these estimates.

In addition to guarantees noted in Note 8 with regards to NEP, NEECH has guaranteed or provided indemnifications or letters of credit related to third parties, including certain obligations of investments in joint ventures accounted for under the equity method, totaling approximately \$480 million at December 31, 2023. These obligations primarily related to guaranteeing the residual value of certain financing leases. Payment guarantees and related contracts with respect to unconsolidated entities for which NEE or one of its subsidiaries are the guarantor are recorded at fair value and are included in noncurrent other liabilities on NEE's consolidated balance sheets. Management believes that the exposure associated with these guarantees is not material.

Contracts – In addition to the commitments made in connection with the estimated capital expenditures included in the table in Commitments above, FPL has firm commitments under long-term contracts primarily for the transportation of natural gas with expiration dates through 2042.

At December 31, 2023, NEER has entered into contracts with expiration dates through 2033 primarily for the purchase of wind turbines, wind towers and solar modules and related construction and development activities, as well as for the supply of uranium, and the conversion, enrichment and fabrication of nuclear fuel. Approximately \$4.4 billion of related commitments are included in the estimated capital expenditures table in Commitments above. In addition, NEER has contracts primarily for the transportation and storage of natural gas with expiration dates through 2044.

NEXTERA ENERGY, INC. AND FLORIDA POWER & LIGHT COMPANY
NOTES TO CONSOLIDATED FINANCIAL STATEMENTS (Continued)

The required capacity and/or minimum payments under contracts, including those discussed above at December 31, 2023, were estimated as follows:

	2024	2025	2026	2027	2028	Thereafter
	(millions)					
FPL ^(a)	\$ 1,100	\$ 1,110	\$ 1,110	\$ 1,005	\$ 955	\$ 7,830
NEER ^{(b)(c)(d)}	\$ 4,825	\$ 565	\$ 255	\$ 240	\$ 115	\$ 1,970

- (a) Includes approximately \$410 million, \$405 million, \$400 million, \$400 million, \$400 million and \$5,160 million in 2024 through 2028 and thereafter, respectively, of firm commitments related to the natural gas transportation agreements with Sabal Trail and Florida Southeast Connection, LLC. The charges associated with these agreements are recoverable through the fuel clause and totaled approximately \$417 million, \$418 million and \$419 million for the years ended December 31, 2023, 2022 and 2021, respectively, of which \$99 million, \$102 million and \$105 million, respectively, were eliminated in consolidation at NEE.
- (b) Includes equity contributions in 2024 and a 20-year natural gas transportation agreement (approximately \$70 million per year) with Mountain Valley Pipeline, a joint venture, in which NEER has a 32.8% equity investment, that is constructing a natural gas pipeline. The transportation agreement commitments are subject to the completion of construction.
- (c) Includes approximately \$230 million of commitments to invest in technology and other investments through 2031. See Note 9 – Other.
- (d) Includes approximately \$1,065 million, \$40 million and \$5 million for 2024 through 2026, respectively, of joint obligations of NEECH and NEER.

Insurance – Liability for accidents at nuclear power plants is governed by the Price-Anderson Act, which limits the liability of nuclear reactor owners to the amount of insurance available from both private sources and an industry retrospective payment plan. In accordance with this Act, NEE maintains \$500 million of private liability insurance per site, which is the maximum obtainable, except at Duane Arnold which obtained an exemption from the NRC and maintains a \$100 million private liability insurance limit. Each site, except Duane Arnold, participates in a secondary financial protection system, which provides up to \$15.8 billion of liability insurance coverage per incident at any nuclear reactor in the U.S. Under the secondary financial protection system, NEE is subject to retrospective assessments of up to \$1,161 million (\$664 million for FPL), plus any applicable taxes, per incident at any nuclear reactor in the U.S., payable at a rate not to exceed \$173 million (\$99 million for FPL) per incident per year. NextEra Energy Resources and FPL are contractually entitled to recover a proportionate share of such assessments from the owners of minority interests in Seabrook and St. Lucie Unit No. 2, which approximates \$20 million and \$25 million, plus any applicable taxes, per incident, respectively.

NEE participates in a nuclear insurance mutual company that provides \$2.75 billion of limited insurance coverage per occurrence per site for property damage, decontamination and premature decommissioning risks at its nuclear plants and a sublimit of \$1.5 billion for non-nuclear perils, except for Duane Arnold which has a limit of \$50 million for property damage, decontamination risks and non-nuclear perils. NEE participates in co-insurance of 10% of the first \$400 million of losses per site per occurrence, except at Duane Arnold. The proceeds from such insurance, however, must first be used for reactor stabilization and site decontamination before they can be used for plant repair. NEE also participates in an insurance program that provides limited coverage for replacement power costs if a nuclear plant is out of service for an extended period of time because of an accident. In the event of an accident at one of NEE's or another participating insured's nuclear plants, NEE could be assessed up to \$161 million (\$102 million for FPL), plus any applicable taxes, in retrospective premiums in a policy year. NextEra Energy Resources and FPL are contractually entitled to recover a proportionate share of such assessments from the owners of minority interests in Seabrook, Duane Arnold and St. Lucie Unit No. 2, which approximates \$2 million, \$2 million and \$4 million, plus any applicable taxes, respectively.

Due to the high cost and limited coverage available from third-party insurers, NEE does not have property insurance coverage for a substantial portion of either its transmission and distribution property or natural gas pipeline assets. If FPL's storm restoration costs exceed the storm reserve, such storm restoration costs may be recovered, subject to prudence review by the FPSC, through surcharges approved by the FPSC or through securitization provisions pursuant to Florida law. See Note 1 – Storm Funds, Storm Reserves and Storm Cost Recovery.

In the event of a loss, the amount of insurance available might not be adequate to cover property damage and other expenses incurred. Uninsured losses and other expenses, to the extent not recovered from customers in the case of FPL, would be borne by NEE and FPL and could have a material adverse effect on NEE's and FPL's financial condition, results of operations and liquidity.

NEXTERA ENERGY, INC. AND FLORIDA POWER & LIGHT COMPANY
NOTES TO CONSOLIDATED FINANCIAL STATEMENTS (Continued)

Legal Proceedings – FPL is the defendant in a purported class action lawsuit filed in February 2018 that seeks from FPL unspecified damages for alleged breach of contract and gross negligence based on service interruptions that occurred as a result of Hurricane Irma in 2017. There is currently no trial date set. The Miami-Dade County Circuit Court certified the case as a class action and FPL's appeal of that decision was denied by Florida's Third District Court of Appeal (3rd DCA) in March 2023. The certified class encompasses all persons and business owners who reside in and are otherwise citizens of the state of Florida that contracted with FPL for electrical services, were charged storm charges, experienced a power outage after Hurricane Irma and suffered consequential damages because of FPL's alleged breach of contract or gross negligence. FPL filed a motion on March 31, 2023, for rehearing with the 3rd DCA claiming that the opinion upholding the class certification contains several errors that should be reheard by the full 3rd DCA. The motion is pending. Additionally, in July 2023, FPL filed a motion to dismiss the lawsuit on the basis that, among other things, it believes the FPSC has exclusive jurisdiction over any issues arising from a utility's preparation for and response to emergencies or disasters. FPL is vigorously defending against the claims in this proceeding.

NEE, FPL, and certain current and former executives, are the named defendants in a purported shareholder securities class action lawsuit filed in the U.S. District Court for the Southern District of Florida in June 2023 and amended in December 2023 that seeks from the defendants unspecified damages allegedly resulting from alleged false or misleading statements regarding NEE's alleged campaign finance and other political activities. The alleged class of plaintiffs are all persons or entities who purchased or otherwise acquired NEE securities between December 2, 2021 and January 30, 2023. NEE is vigorously defending against the claims in this proceeding.

NEE, along with certain current and former executives and directors are the named defendants in purported shareholder derivative actions filed in the 15th Judicial Circuit in Palm Beach County, Florida in July 2023, and in the U.S. District Court for the Southern District of Florida in October 2023 and November 2023 (which were consolidated in January 2024) seeking unspecified damages allegedly resulting from, among other things, breaches of fiduciary duties and, in the consolidated cases, violations of the federal securities laws, all purporting to relate to alleged campaign finance law violations and associated matters. Defendants are vigorously defending against the claims in these proceedings. In January 2024, NEE and the plaintiffs in the derivative actions agreed to a specified stay in these cases. NEE also has received demand letters and books and records requests from counsel representing other purported shareholders and containing similar allegations. These demands seek, among other things, a Board of Directors investigation of, and/or documentation regarding, these allegations. NEE and two of the shareholders demanding an investigation have agreed to a specified stay of all material activities related to the demand.

In September 2023, a participant in the NEE Employee Retirement Savings Plan (Plan), purportedly on behalf of the Plan and all persons who were participants in or beneficiaries of the Plan, at any time between September 25, 2016 and September 25, 2023 (Plan participants), filed a putative ERISA class action lawsuit in the U.S. District Court for the Southern District of Florida against NEE. The complaint alleges that NEE violated its fiduciary duties under the Plan by permitting a third-party administrative recordkeeper to charge allegedly excessive fees for the services provided and allegedly by allowing a large volume of plan assets to be invested in NEE common stock. The plaintiff seeks declaratory, equitable and monetary relief on behalf of the Plan and Plan participants. NEE and the plaintiff have agreed to a specified stay of the action to permit the plaintiff to exhaust the administrative remedies available to him under the Plan.

16. Segment Information

The tables below present information for NEE's two reportable segments, FPL, a rate-regulated utility business, and NEER, which is comprised of competitive energy and rate-regulated transmission businesses. Corporate and Other represents other business activities, includes eliminating entries, and may include the net effect of rounding. See Note 2 for information regarding NEE's and FPL's operating revenues.

NEXTERA ENERGY, INC. AND FLORIDA POWER & LIGHT COMPANY
NOTES TO CONSOLIDATED FINANCIAL STATEMENTS (Continued)

NEE's segment information is as follows:

	2023			
	FPL	NEER ^(a)	Corp. and Other	NEE Consolidated
	(millions)			
Operating revenues	\$ 18,365	\$ 9,672	\$ 77	\$ 28,114
Operating expenses – net	\$ 12,175	\$ 5,706	\$ 401	\$ 18,282
Gains (losses) on disposal of businesses/assets – net	\$ 407	\$ (3)	\$ 1	\$ 405
Interest expense	\$ 1,114	\$ 1,129	\$ 1,081	\$ 3,324
Depreciation and amortization	\$ 3,789	\$ 2,009	\$ 81	\$ 5,879
Equity in earnings (losses) of equity method investees	\$ —	\$ (649)	\$ 1	\$ (648)
Income tax expense (benefit)	\$ 1,123 ^(b)	\$ 177 ^(b)	\$ (294)	\$ 1,006
Net income (loss)	\$ 4,552	\$ 2,530	\$ (800)	\$ 6,282
Net loss attributable to noncontrolling interests	\$ —	\$ 1,028	\$ —	\$ 1,028
Net income (loss) attributable to NEE	\$ 4,552	\$ 3,558	\$ (800)	\$ 7,310
Capital expenditures, independent power and other investments and nuclear fuel purchases	\$ 9,400	\$ 15,652	\$ 61	\$ 25,113
Property, plant and equipment – net	\$ 70,608	\$ 55,034	\$ 134	\$ 125,776
Total assets	\$ 91,469	\$ 83,145	\$ 2,875	\$ 177,489
Investment in equity method investees	\$ —	\$ 6,145	\$ 11	\$ 6,156

- (a) Interest expense allocated from NEECH to NextEra Energy Resources' subsidiaries is based on a deemed capital structure of 70% debt and differential membership interests sold by NextEra Energy Resources' subsidiaries. Residual NEECH corporate interest expense is included in Corporate and Other.
- (b) Includes amounts that were recognized based on its tax sharing agreement with NEE. See Note 1 – Income Taxes.

	2022			
	FPL	NEER ^(a)	Corp. and Other	NEE Consolidated
	(millions)			
Operating revenues	\$ 17,282	\$ 3,720	\$ (46)	\$ 20,956
Operating expenses – net	\$ 11,992	\$ 5,140	\$ 265	\$ 17,397
Gains (losses) on disposal of businesses/assets – net	\$ 4	\$ 536	\$ (18)	\$ 522
Interest expense	\$ 768	\$ 128	\$ (311)	\$ 585
Depreciation and amortization	\$ 2,695	\$ 1,722	\$ 86	\$ 4,503
Equity in earnings of equity method investees	\$ —	\$ 202	\$ 1	\$ 203
Income tax expense (benefit)	\$ 947 ^(b)	\$ (391) ^(b)	\$ 30	\$ 586
Net income (loss)	\$ 3,701	\$ (616)	\$ 161	\$ 3,246
Net loss attributable to noncontrolling interests	\$ —	\$ 901	\$ —	\$ 901
Net income attributable to NEE	\$ 3,701	\$ 285	\$ 161	\$ 4,147
Capital expenditures, independent power and other investments and nuclear fuel purchases	\$ 9,185	\$ 9,645	\$ 453	\$ 19,283
Property, plant and equipment – net	\$ 64,693	\$ 45,840	\$ 526	\$ 111,059
Total assets	\$ 86,559	\$ 70,713	\$ 1,663	\$ 158,935
Investment in equity method investees	\$ —	\$ 6,572	\$ 10	\$ 6,582

- (a) Interest expense allocated from NEECH to NextEra Energy Resources' subsidiaries is based on a deemed capital structure of 70% debt and differential membership interests sold by NextEra Energy Resources' subsidiaries. Residual NEECH corporate interest expense is included in Corporate and Other.
- (b) Includes amounts that were recognized based on its tax sharing agreement with NEE. See Note 1 – Income Taxes.

NEXTERA ENERGY, INC. AND FLORIDA POWER & LIGHT COMPANY
NOTES TO CONSOLIDATED FINANCIAL STATEMENTS (Concluded)

	2021			
	FPL	NEER ^(a)	Corp. and Other	NEE Consolidated
	(millions)			
Operating revenues	\$ 14,102	\$ 3,053	\$ (86)	\$ 17,069
Operating expenses – net	\$ 9,587	\$ 4,434	\$ 212	\$ 14,233
Gains (losses) on disposal of businesses/assets – net	\$ 1	\$ 78	\$ (2)	\$ 77
Interest expense	\$ 615	\$ 367	\$ 288	\$ 1,270
Depreciation and amortization	\$ 2,266	\$ 1,576	\$ 82	\$ 3,924
Equity in earnings of equity method investees	\$ —	\$ 666	\$ —	\$ 666
Income tax expense (benefit)	\$ 838 ^(b)	\$ (395) ^(b)	\$ (95)	\$ 348
Net income (loss)	\$ 3,206	\$ (147)	\$ (232)	\$ 2,827
Net loss attributable to noncontrolling interests	\$ —	\$ 746	\$ —	\$ 746
Net income (loss) attributable to NEE	\$ 3,206	\$ 599	\$ (232)	\$ 3,573
Capital expenditures, independent power and other investments and nuclear fuel purchases	\$ 7,570	\$ 8,363	\$ 144	\$ 16,077
Property, plant and equipment – net	\$ 58,227	\$ 40,900	\$ 221	\$ 99,348
Total assets	\$ 78,067	\$ 62,113	\$ 732	\$ 140,912
Investment in equity method investees	\$ —	\$ 6,150	\$ 9	\$ 6,159

(a) Interest expense allocated from NEECH to NextEra Energy Resources' subsidiaries is based on a deemed capital structure of 70% debt and differential membership interests sold by NextEra Energy Resources' subsidiaries. Residual NEECH corporate interest expense is included in Corporate and Other.

(b) Includes amounts that were recognized based on its tax sharing agreement with NEE. See Note 1 – Income Taxes.

Item 9. Changes in and Disagreements With Accountants on Accounting and Financial Disclosure

None

Item 9A. Controls and Procedures

Disclosure Controls and Procedures

As of December 31, 2023, each of NEE and FPL had performed an evaluation, under the supervision and with the participation of its management, including NEE's and FPL's chief executive officer and chief financial officer, of the effectiveness of the design and operation of each company's disclosure controls and procedures (as defined in the Securities Exchange Act of 1934 Rules 13a-15(e) and 15d-15(e)). Based upon that evaluation, the chief executive officer and the chief financial officer of each of NEE and FPL concluded that the company's disclosure controls and procedures were effective as of December 31, 2023.

Internal Control Over Financial Reporting

(a) Management's Annual Report on Internal Control Over Financial Reporting

See Item 8. Financial Statements and Supplementary Data.

(b) Attestation Report of the Independent Registered Public Accounting Firm

See Item 8. Financial Statements and Supplementary Data.

(c) Changes in Internal Control Over Financial Reporting

NEE and FPL are continuously seeking to improve the efficiency and effectiveness of their operations and of their internal controls. This results in refinements to processes throughout NEE and FPL. However, there has been no change in NEE's or FPL's internal control over financial reporting (as defined in the Securities Exchange Act of 1934 Rules 13a-15(f) and 15d-15(f)) that occurred during NEE's and FPL's most recent fiscal quarter that has materially affected, or is reasonably likely to materially affect, NEE's or FPL's internal control over financial reporting.

Item 9B. Other Information

- (b) On December 13, 2023, James May, Vice President, Controller and Chief Accounting Officer, adopted a Rule 10b5-1 trading arrangement that is intended to satisfy the affirmative defense of Rule 10b5-1(c) for the sale of 1,287 shares of NEE's common stock until December 13, 2024.

Item 9C. Disclosure Regarding Foreign Jurisdictions that Prevent Inspections

Not applicable

PART III

Item 10. Directors, Executive Officers and Corporate Governance

The information required by this item will be included under the headings "Business of the Annual Meeting," "Information About NextEra Energy and Management" and "Corporate Governance and Board Matters" in NEE's Proxy Statement which will be filed with the SEC in connection with the 2024 Annual Meeting of Shareholders (NEE's Proxy Statement) and is incorporated herein by reference, or is included in Item 1. Business – Information About Our Executive Officers.

NEE has adopted the NextEra Energy, Inc. Code of Ethics for Senior Executive and Financial Officers (the Senior Financial Executive Code), which is applicable to the chief executive officer, the chief financial officer, the chief accounting officer and other senior executive and financial officers. The Senior Financial Executive Code is available under Corporate Governance in the Investor Relations section of NEE's internet website at www.nexteraenergy.com. Any amendments or waivers of the Senior Financial Executive Code which are required to be disclosed to shareholders under SEC rules will be disclosed on the NEE website at the address listed above.

Item 11. Executive Compensation

The information required by this item will be included in NEE's Proxy Statement under the headings "Executive Compensation" and "Corporate Governance and Board Matters" and is incorporated herein by reference.

Item 12. Security Ownership of Certain Beneficial Owners and Management and Related Stockholder Matters

The information required by this item relating to security ownership of certain beneficial owners and management will be included in NEE's Proxy Statement under the heading "Information About NextEra Energy and Management" and is incorporated herein by reference.

Securities Authorized For Issuance Under Equity Compensation Plans^(a)

NEE's equity compensation plan information at December 31, 2023 is as follows:

Plan Category	Number of securities to be issued upon exercise of outstanding options, warrants and rights (a)	Weighted-average exercise price of outstanding options, warrants and rights (b)	Number of securities remaining available for future issuance under equity compensation plans (excluding securities reflected in column (a)) (c)
Equity compensation plans approved by security holders	14,907,209 ^(a)	\$ 49.67 ^(b)	61,238,145 ^(c)
Equity compensation plans not approved by security holders	—	—	—
Total	14,907,209	\$ 49.67	61,238,145

(a) Includes an aggregate of 10,983,132 outstanding options, 3,356,624 unvested performance share awards (at maximum payout), 89,784 deferred fully vested performance shares, 418,000 unvested restricted stock units (including future reinvested dividends) under the NextEra Energy, Inc. 2021 Long Term Incentive Plan and former LTIPs, and 59,669 fully vested shares deferred by directors under the NextEra Energy, Inc. 2017 Non-Employee Directors Stock Plan, and its predecessors, the 2007 Non-Employee Directors Stock Plan and the FPL Group, Inc. Amended and Restated Non-Employee Directors Stock Plan.

(b) Relates to outstanding options only.

(c) Includes 59,466,695 shares under the NextEra Energy, Inc. 2021 Long Term Incentive Plan and 1,771,450 shares under the NextEra Energy, Inc. 2017 Non-Employee Directors Stock Plan.

Item 13. Certain Relationships and Related Transactions, and Director Independence

The information required by this item, to the extent applicable, will be included in NEE's Proxy Statement under the heading "Corporate Governance and Board Matters" and is incorporated herein by reference.

Item 14. Principal Accountant Fees and Services

NEE – The information required by this item will be included in NEE's Proxy Statement under the heading "Audit-Related Matters" and is incorporated herein by reference.

FPL – The following table presents fees billed for professional services rendered by Deloitte & Touche LLP, the member firms of Deloitte Touche Tohmatsu, and their respective affiliates (collectively, Deloitte & Touche) for the fiscal years ended December 31, 2023 and 2022. The amounts presented below reflect allocations from NEE for FPL's portion of the fees, as well as amounts billed directly to FPL.

	2023	2022
Audit fees ^(a)	\$ 4,402,000	\$ 4,240,000
Audit-related fees ^(b)	102,000	549,000
Tax fees ^(c)	390,000	570,000
All other fees ^(d)	187,000	180,000
Total	\$ 5,081,000	\$ 5,539,000

- (a) Audit fees consist of fees billed for professional services rendered for the audit of FPL's and NEE's annual consolidated financial statements for the fiscal year, the reviews of the financial statements included in FPL's and NEE's Quarterly Reports on Form 10-Q during the fiscal year and the audit of the effectiveness of internal control over financial reporting, comfort letters, and consents.
- (b) Audit-related fees consist of fees billed for assurance and related services that are reasonably related to the performance of the audit or review of FPL's and NEE's consolidated financial statements and are not reported under audit fees. These fees primarily relate to audits of subsidiary financial statements and financial systems pre-implementation internal control assessment.
- (c) Tax fees consist of fees billed for professional services rendered for tax compliance, tax advice and tax planning. These fees primarily relate to research and development tax credit advice and planning services.
- (d) All other fees consist of fees for products and services other than the services reported under the other named categories. In 2023, these fees relate to training and advisory services for IT job architecture and skills descriptions, and in 2022, these fees relate to training and advisory services for Human Resources optimization.

In accordance with the requirements of the Sarbanes-Oxley Act of 2002, the Audit Committee Charter and the Audit Committee's pre-approval policy for services provided by the independent registered public accounting firm, all services performed by Deloitte & Touche are approved in advance by the Audit Committee, except for audits of certain trust funds where the fees are paid by the trust. Permitted services specifically identified in an appendix to the pre-approval policy are pre-approved by the Audit Committee each year. This pre-approval allows management to request the specified permitted services on an as-needed basis during the year, provided any such services are reviewed with the Audit Committee at its next regularly scheduled meeting. Any permitted service for which the fee is expected to exceed \$500,000, or that involves a service not listed on the pre-approval list, must be specifically approved by the Audit Committee prior to commencement of such service. The Audit Committee has delegated to the Chair of the committee the right to approve audit, audit-related, tax and other services, within certain limitations, between meetings of the Audit Committee, provided any such decision is presented to the Audit Committee at its next regularly scheduled meeting. At each Audit Committee meeting (other than meetings held to review earnings materials), the Audit Committee reviews a schedule of services for which Deloitte & Touche has been engaged since the prior Audit Committee meeting under existing pre-approvals and the estimated fees for those services. In 2023 and 2022, none of the amounts presented above represent services provided to NEE or FPL by Deloitte & Touche that were approved by the Audit Committee after services were rendered pursuant to Rule 2-01(c)(7)(i)(C) of Regulation S-X (which provides for a waiver of the otherwise applicable pre-approval requirement if certain conditions are met).

PART IV

Item 15. Exhibits and Financial Statement Schedules

		Page(s)
(a) 1.	Financial Statements	
	Management's Report on Internal Control Over Financial Reporting	56
	Attestation Report of Independent Registered Public Accounting Firm	57
	Report of Independent Registered Public Accounting Firm (PCAOB ID 34)	58
	NEE:	
	Consolidated Statements of Income	60
	Consolidated Statements of Comprehensive Income	61
	Consolidated Balance Sheets	62
	Consolidated Statements of Cash Flows	63
	Consolidated Statements of Equity	64
	FPL:	
	Consolidated Statements of Income	65
	Consolidated Balance Sheets	66
	Consolidated Statements of Cash Flows	67
	Consolidated Statements of Common Shareholder's Equity	68
	Notes to Consolidated Financial Statements	69 – 112

2. Financial Statement Schedules – Schedules are omitted as not applicable or not required.

3. Exhibits (including those incorporated by reference)

Certain exhibits listed below refer to "FPL Group" and "FPL Group Capital," and were effective prior to the change of the name FPL Group, Inc. to NextEra Energy, Inc., and of the name FPL Group Capital Inc to NextEra Energy Capital Holdings, Inc., during 2010.

Exhibit Number	Description	NEE	FPL
*2(a)	Agreement and Plan of Merger, dated as of December 18, 2020, between Gulf Power Company and Florida Power & Light Company (filed as Exhibit 2 to Form 8-K dated December 18, 2020, File No. 2-27612)		x
*3(i)a	Restated Articles of Incorporation of NextEra Energy, Inc. (filed as Exhibit 3(i) to Form 8-K dated October 26, 2020, File No. 1-8841)	x	
*3(i)b	Restated Articles of Incorporation of Florida Power & Light Company (filed as Exhibit 3(i)b to Form 10-K for the year ended December 31, 2010, File No. 2-27612)		x
*3(i)c	Articles of Merger of Florida Power & Light Company and Gulf Power Company (filed as Exhibit 3(i)(c) to Form 10-K for the year ended December 31, 2020, File No. 2-27612)		x
*3(ii)a	Amended and Restated Bylaws of NextEra Energy, Inc., effective October 14, 2016 (filed as Exhibit 3(ii)(b) to Form 8-K dated October 14, 2016, File No. 1-8841)	x	
*3(ii)b	Amended and Restated Bylaws of Florida Power & Light Company, as amended through October 17, 2008 (filed as Exhibit 3(ii)b to Form 10-Q for the quarter ended September 30, 2008, File No. 2-27612)		x

Exhibit Number	Description	NEE	FPL
*4(a)	Mortgage and Deed of Trust dated as of January 1, 1944, as amended, between Florida Power & Light Company and Deutsche Bank Trust Company Americas, Trustee (filed as Exhibit B-3, File No. 2-4845; Exhibit 7(a), File No. 2-7126; Exhibit 7(a), File No. 2-7523; Exhibit 7(a), File No. 2-7990; Exhibit 7(a), File No. 2-9217; Exhibit 4(a)-5, File No. 2-10093; Exhibit 4(c), File No. 2-11491; Exhibit 4(b)-1, File No. 2-12900; Exhibit 4(b)-1, File No. 2-13255; Exhibit 4(b)-1, File No. 2-13705; Exhibit 4(b)-1, File No. 2-13925; Exhibit 4(b)-1, File No. 2-15088; Exhibit 4(b)-1, File No. 2-15677; Exhibit 4(b)-1, File No. 2-20501; Exhibit 4(b)-1, File No. 2-22104; Exhibit 2(c), File No. 2-23142; Exhibit 2(c), File No. 2-24195; Exhibit 4(b)-1, File No. 2-25677; Exhibit 2(c), File No. 2-27612; Exhibit 2(c), File No. 2-29001; Exhibit 2(c), File No. 2-30542; Exhibit 2(c), File No. 2-33038; Exhibit 2(c), File No. 2-37679; Exhibit 2(c), File No. 2-39006; Exhibit 2(c), File No. 2-41312; Exhibit 2(c), File No. 2-44234; Exhibit 2(c), File No. 2-46502; Exhibit 2(c), File No. 2-48679; Exhibit 2(c), File No. 2-49726; Exhibit 2(c), File No. 2-50712; Exhibit 2(c), File No. 2-52826; Exhibit 2(c), File No. 2-53272; Exhibit 2(c), File No. 2-54242; Exhibit 2(c), File No. 2-56228; Exhibits 2(c) and 2(d), File No. 2-60413; Exhibits 2(c) and 2(d), File No. 2-65701; Exhibit 2(c), File No. 2-66524; Exhibit 2(c), File No. 2-67239; Exhibit 4(c), File No. 2-69716; Exhibit 4(c), File No. 2-70767; Exhibit 4(b), File No. 2-71542; Exhibit 4(b), File No. 2-73799; Exhibits 4(c), 4(d) and 4(e), File No. 2-75762; Exhibit 4(c), File No. 2-77629; Exhibit 4(c), File No. 2-79557; Exhibit 99(a) to Post-Effective Amendment No. 5 to Form S-8, File No. 33-18669; Exhibit 99(a) to Post-Effective Amendment No. 1 to Form S-3, File No. 33-46076; Exhibit 4(b) to Form 10-Q for the quarter ended June 30, 1995, File No. 1-3545; Exhibit 4(a) to Form 10-Q for the quarter ended March 31, 1996, File No. 1-3545; Exhibit 4(o), File No. 333-102169; Exhibit 4(k) to Post-Effective Amendment No. 1 to Form S-3, File No. 333-102172; Exhibit 4(l) to Post-Effective Amendment No. 2 to Form S-3, File No. 333-102172; Exhibit 4(m) to Post-Effective Amendment No. 3 to Form S-3, File No. 333-102172; Exhibit 4(f) to Amendment No. 1 to Form S-3, File No. 333-125275; Exhibit 4(y) to Post-Effective Amendment No. 2 to Form S-3, File Nos. 333-116300, 333-116300-01 and 333-116300-02; Exhibit 4(z) to Post-Effective Amendment No. 3 to Form S-3, File Nos. 333-116300, 333-116300-01 and 333-116300-02; Exhibit 4(b) to Form 10-Q for the quarter ended March 31, 2006, File No. 2-27612; Exhibit 4(a) to Form 8-K dated April 17, 2007, File No. 2-27612; Exhibit 4 to Form 8-K dated January 16, 2008, File No. 2-27612; Exhibit 4(a) to Form 8-K dated March 17, 2009, File No. 2-27612; Exhibit 4 to Form 8-K dated February 9, 2010, File No. 2-27612; Exhibit 4 to Form 8-K dated December 9, 2010, File No. 2-27612; Exhibit 4(a) to Form 8-K dated June 10, 2011, File No. 2-27612; Exhibit 4 to Form 8-K dated December 13, 2011, File No. 2-27612; Exhibit 4 to Form 8-K dated May 15, 2012, File No. 2-27612; Exhibit 4 to Form 8-K dated December 20, 2012, File No. 2-27612; Exhibit 4 to Form 8-K dated June 5, 2013, File No. 2-27612; Exhibit 4 to Form 8-K dated May 15, 2014, File No. 2-27612; Exhibit 4 to Form 8-K dated September 10, 2014, File No. 2-27612; Exhibit 4 to Form 8-K dated November 19, 2015, File No. 2-27612; Exhibit 4(b) to Form 10-K for the year ended December 31, 2017, File No. 2-27612; Exhibit 4(a) to Form 10-Q for the quarter ended March 31, 2018, File No. 2-27612; Exhibit 4(j), File Nos. 333-226056, 333-226056-01 and 333-226056-02; Exhibit 4(k), File Nos. 333-226056, 333-226056-01 and 333-226056-02; Exhibit 4(a) to Form 10-Q for the quarter ended March 31, 2019, File No. 2-27612; Exhibit 4(f) to Form 10-Q for the quarter ended September 30, 2019, File No. 2-27612; Exhibit 4(e) to Form 10-Q for the quarter ended March 31, 2020, File No. 2-27612; Exhibit 4(b) to Form 10-K for the year ended December 31, 2020, File No. 2-27612; Exhibit 4(b) to Form 10-K for the year ended December 31, 2021, File No. 2-27612; Exhibit 4(c) to Form 10-K for the year ended December 31, 2021, File No. 2-27612; Exhibit 4(g) to Form 10-Q for the quarter ended March 31, 2023, File No. 2-27612; and Exhibit 4(a) to Form 10-Q for the quarter ended June 30, 2023, File No. 2-27612	x	x
*4(b)	Indenture (For Unsecured Debt Securities), dated as of November 1, 2017, between Florida Power & Light Company and The Bank of New York Mellon (as Trustee) (filed as Exhibit 4(a) to Form 8-K dated November 6, 2017, File No. 2-27612)	x	x
*4(c)	Officer's Certificate of Florida Power & Light Company, dated June 15, 2018, creating the Floating Rate Notes, Series due June 15, 2068 (filed as Exhibit 4 to Form 8-K dated June 15, 2018, File No. 2-27612)	x	x
*4(d)	Officer's Certificate of Florida Power & Light Company, dated November 14, 2018, creating the Floating Rate Notes, Series due November 14, 2068 (filed as Exhibit 4 to Form 8-K dated November 14, 2018, File No. 2-27612)	x	x
*4(e)	Officer's Certificate of Florida Power & Light Company, dated March 27, 2019, creating the Floating Rate Notes, Series due March 27, 2069 (filed as Exhibit 4(b) to Form 8-K dated March 27, 2019, File No. 2-27612)	x	x
*4(f)	Officer's Certificate of Florida Power & Light Company, dated March 13, 2020, creating the Floating Rate Notes, Series due March 13, 2070 (filed as Exhibit 4 to Form 8-K dated March 13, 2020, File No. 2-27612)	x	x
*4(g)	Officer's Certificate of Florida Power & Light Company, dated August 24, 2020, creating the Floating Rate Notes, Series due August 24, 2070 (filed as Exhibit 4 to Form 8-K dated August 24, 2020, File No. 2-27612)	x	x

Exhibit Number	Description	NEE	FPL
*4(h)	Officer's Certificate of Florida Power & Light Company, dated March 1, 2021, creating the Floating Rate Notes, Series due March 1, 2071 (filed as Exhibit 4 to Form 8-K dated March 1, 2021, File No. 2-27612)	x	x
*4(i)	Officer's Certificate of Florida Power & Light Company, dated June 7, 2022, creating the Floating Rate Notes, Series due June 15, 2072 (filed as Exhibit 4 to Form 8-K dated June 7, 2022, File No. 2-27612)	x	x
*4(j)	Officer's Certificate of Florida Power & Light Company, dated May 18, 2023, creating the 4.45% Notes, Series due May 15, 2026 (filed as Exhibit 4(b) to Form 10-Q for the quarter ended June 30, 2023, File No. 2-27612)	x	x
*4(k)	Officer's Certificate of Florida Power & Light Company, dated June 20, 2023, creating the Floating Rate Notes, Series due June 20, 2073 (filed as Exhibit 4 to Form 8-K dated June 20, 2023, File No. 2-27612)	x	x
*4(l)	Indenture (For Unsecured Debt Securities), dated as of June 1, 1999, between FPL Group Capital Inc and The Bank of New York Mellon (as Trustee) (filed as Exhibit 4(a) to Form 8-K dated July 16, 1999, File No. 1-8841)	x	
*4(m)	First Supplemental Indenture to Indenture (For Unsecured Debt Securities) dated as of June 1, 1999, dated as of September 21, 2012, between NextEra Energy Capital Holdings, Inc. and The Bank of New York Mellon, as Trustee (filed as Exhibit 4(e) to Form 10-Q for the quarter ended September 30, 2012, File No. 1-8841)	x	
*4(n)	Guarantee Agreement, dated as of June 1, 1999, between FPL Group, Inc. (as Guarantor) and The Bank of New York Mellon (as Guarantee Trustee) (filed as Exhibit 4(b) to Form 8-K dated July 16, 1999, File No. 1-8841)	x	
*4(o)	Officer's Certificate of NextEra Energy Capital Holdings, Inc., dated April 28, 2017, creating the 3.55% Debentures, Series due May 1, 2027 (filed as Exhibit 4 to Form 8-K dated April 28, 2017, File No. 1-8841)	x	
*4(p)	Officer's Certificate of NextEra Energy Capital Holdings, Inc., dated April 4, 2019, creating the 3.50% Debentures, Series due April 1, 2029 (filed as Exhibit 4(d) to Form 8-K dated April 4, 2019, File No. 1-8841)	x	
*4(q)	Officer's Certificate of NextEra Energy Capital Holdings, Inc., dated September 9, 2019, creating the Series J Debentures due September 1, 2024 (filed as Exhibit 4(e) to Form 10-Q for the quarter ended September 30, 2019, File No. 1-8841)	x	
*4(r)	Letter, dated August 5, 2022, from NextEra Energy Capital Holdings, Inc. to The Bank of New York Mellon, as trustee, setting forth certain terms of the Series J Debentures due September 1, 2024 effective August 5, 2022 (filed as Exhibit 4(b) to Form 8-K dated August 5, 2022, File No. 1-8841)	x	
*4(s)	Officer's Certificate of NextEra Energy Capital Holdings, Inc., dated October 3, 2019, creating the 2.75% Debentures, Series due November 1, 2029 (filed as Exhibit 4 to Form 8-K dated October 3, 2019, File No. 1-8841)	x	
*4(t)	Officer's Certificate of NextEra Energy Capital Holdings, Inc., dated February 21, 2020, creating the Series K Debentures due March 1, 2025 (filed as Exhibit 4(c) to Form 10-Q for the quarter ended March 31, 2020, File No. 1-8841)	x	
*4(u)	Letter, dated March 1, 2023, from NextEra Energy Capital Holdings, Inc. to The Bank of New York Mellon, as trustee, setting forth certain terms of the Series K Debentures due March 1, 2025 effective March 1, 2023 (filed as Exhibit 4(b) to Form 8-K dated March 1, 2023, File No. 1-8841)	x	
*4(v)	Officer's Certificate of NextEra Energy Capital Holdings, Inc., dated May 12, 2020, creating the 2.25% Debentures, Series due June 1, 2030 (filed as Exhibit 4 to Form 8-K dated May 12, 2020, File No. 1-8841)	x	
*4(w)	Officer's Certificate of NextEra Energy Capital Holdings, Inc., dated September 18, 2020, creating the Series L Debentures due September 1, 2025 (filed as Exhibit 4(e) to Form 10-Q for the quarter ended September 30, 2020, File No. 1-8841)	x	
*4(x)	Letter, dated August 10, 2023, from NextEra Energy Capital Holdings, Inc. to The Bank of New York Mellon, as trustee, setting forth certain terms of the Series L Debentures due September 1, 2025 effective August 10, 2023 (filed as Exhibit 4(b) to Form 8-K dated August 10, 2023, File No. 1-8841)	x	
*4(y)	Officer's Certificate of NextEra Energy Capital Holdings, Inc., dated June 8, 2021, creating the 1.90% Debentures, Series due June 15, 2028 (filed as Exhibit 4 to Form 8-K dated June 8, 2021, File No. 1-8841)	x	

Exhibit Number	Description	NEE	FPL
*4(z)	Officer's Certificate of NextEra Energy Capital Holdings, Inc., dated December 13, 2021, creating the 1.875% Debentures, Series due January 15, 2027 (filed as Exhibit 4(a) to Form 8-K dated December 13, 2021, File No. 1-8841)	x	
*4(aa)	Officer's Certificate of NextEra Energy Capital Holdings, Inc., dated December 13, 2021, creating the 2.440% Debentures, Series due January 15, 2032 (filed as Exhibit 4(b) to Form 8-K dated December 13, 2021, File No. 1-8841)	x	
*4(bb)	Officer's Certificate of NextEra Energy Capital Holdings, Inc., dated December 13, 2021, creating the 3.000% Debentures, Series due January 15, 2052 (filed as Exhibit 4(c) to Form 8-K dated December 13, 2021, File No. 1-8841)	x	
*4(cc)	Officer's Certificate of NextEra Energy Capital Holdings, Inc., dated March 21, 2022, creating the 2.94% Debentures, Series due March 21, 2024 (filed as Exhibit 4(a) to Form 8-K dated March 21, 2022, File No. 1-8841)	x	
*4(dd)	Officer's Certificate of NextEra Energy Capital Holdings, Inc., dated March 21, 2022, creating the Floating Rate Debentures, Series due March 21, 2024 (filed as Exhibit 4(b) to Form 8-K dated March 21, 2022, File No. 1-8841)	x	
*4(ee)	Officer's Certificate of NextEra Energy Capital Holdings, Inc., dated March 24, 2022, creating the 4.30% Debentures, Series due 2062 (filed as Exhibit 4 to Form 8-K dated March 24, 2022, File No. 1-8841)	x	
*4(ff)	Officer's Certificate of NextEra Energy Capital Holdings, Inc., dated June 23, 2022, creating the 4.20% Debentures, Series due June 20, 2024 (filed as Exhibit 4(a) to Form 8-K dated June 23, 2022, File No. 1-8841)	x	
*4(gg)	Officer's Certificate of NextEra Energy Capital Holdings, Inc., dated June 23, 2022, creating the 4.45% Debentures, Series due June 20, 2025 (filed as Exhibit 4(b) to Form 8-K dated June 23, 2022, File No. 1-8841)	x	
*4(hh)	Officer's Certificate of NextEra Energy Capital Holdings, Inc., dated June 23, 2022, creating the 4.625% Debentures, Series due July 15, 2027 (filed as Exhibit 4(c) to Form 8-K dated June 23, 2022, File No. 1-8841)	x	
*4(ii)	Officer's Certificate of NextEra Energy Capital Holdings, Inc., dated June 23, 2022, creating the 5.00% Debentures, Series due July 15, 2032 (filed as Exhibit 4(d) to Form 8-K dated June 23, 2022, File No. 1-8841)	x	
*4(jj)	Officer's Certificate of NextEra Energy Capital Holdings, Inc., dated September 19, 2022, creating the Series M Debentures due September 1, 2027 (filed as Exhibit 4(e) to Form 10-Q for the quarter ended September 30, 2022, File No. 1-8841)	x	
*4(kk)	Officer's Certificate of NextEra Energy Capital Holdings, Inc., dated February 9, 2023, creating the 4.90% Debentures, Series due February 28, 2028 (filed as Exhibit 4(a) to Form 8-K dated February 9, 2023, File No. 1-8841)	x	
*4(ll)	Officer's Certificate of NextEra Energy Capital Holdings, Inc., dated February 9, 2023, creating the 5.00% Debentures, Series due February 28, 2030 (filed as Exhibit 4(b) to Form 8-K dated February 9, 2023, File No. 1-8841)	x	
*4(mm)	Officer's Certificate of NextEra Energy Capital Holdings, Inc., dated February 9, 2023, creating the 5.05% Debentures, Series due February 28, 2033 (filed as Exhibit 4(c) to Form 8-K dated February 9, 2023, File No. 1-8841)	x	
*4(nn)	Officer's Certificate of NextEra Energy Capital Holdings, Inc., dated February 9, 2023, creating the 5.25% Debentures, Series due February 28, 2053 (filed as Exhibit 4(d) to Form 8-K dated February 9, 2023, File No. 1-8841)	x	
4(oo)	Officer's Certificate of NextEra Energy Capital Holdings, Inc., dated January 31, 2024, creating the 4.95% Debentures, Series due January 29, 2026	x	
4(pp)	Officer's Certificate of NextEra Energy Capital Holdings, Inc., dated January 31, 2024, creating the 4.90% Debentures, Series due March 15, 2029	x	
4(qq)	Officer's Certificate of NextEra Energy Capital Holdings, Inc., dated January 31, 2024, creating the 5.25% Debentures, Series due March 15, 2034	x	
4(rr)	Officer's Certificate of NextEra Energy Capital Holdings, Inc., dated January 31, 2024, creating the 5.55% Debentures, Series due March 15, 2054	x	
4(ss)	Officer's Certificate of NextEra Energy Capital Holdings, Inc., dated January 31, 2024, creating the Floating Rate Debentures, Series due January 29, 2026	x	

Exhibit Number	Description	NEE	FPL
*4(tt)	Indenture (For Unsecured Subordinated Debt Securities relating to Trust Securities), dated as of March 1, 2004, among FPL Group Capital Inc, FPL Group, Inc. (as Guarantor) and The Bank of New York Mellon (as Trustee) (filed as Exhibit 4(au) to Post-Effective Amendment No. 3 to Form S-3, File Nos. 333-102173, 333-102173-01, 333-102173-02 and 333-102173-03)	x	
*4(uu)	Indenture (For Unsecured Subordinated Debt Securities), dated as of September 1, 2006, among FPL Group Capital Inc, FPL Group, Inc. (as Guarantor) and The Bank of New York Mellon (as Trustee) (filed as Exhibit 4(a) to Form 8-K dated September 19, 2006, File No. 1-8841)	x	
*4(vv)	First Supplemental Indenture to Indenture (For Unsecured Subordinated Debt Securities) dated as of September 1, 2006, dated as of November 19, 2012, between NextEra Energy Capital Holdings, Inc., NextEra Energy, Inc. as Guarantor, and The Bank of New York Mellon, as Trustee (filed as Exhibit 2 to Form 8-A dated January 16, 2013, File No. 1-33028)	x	
*4(ww)	Officer's Certificate of FPL Group Capital Inc and FPL Group, Inc., dated September 19, 2006, creating the Series B Enhanced Junior Subordinated Debentures due 2066 (filed as Exhibit 4(c) to Form 8-K dated September 19, 2006, File No. 1-8841)	x	
*4(xx)	Replacement Capital Covenant, dated September 19, 2006, by FPL Group Capital Inc and FPL Group, Inc. relating to FPL Group Capital Inc's Series B Enhanced Junior Subordinated Debentures due 2066 (filed as Exhibit 4(d) to Form 8-K dated September 19, 2006, File No. 1-8841)	x	
*4(yy)	Amendment, dated November 9, 2016, to the Replacement Capital Covenant, dated September 19, 2006, by NextEra Energy Capital Holdings, Inc. (formerly known as FPL Group Capital Holdings Inc) and NextEra Energy, Inc. (formerly known as FPL Group, Inc.), relating to FPL Group Capital Inc's Series B Enhanced Junior Subordinated Debentures due 2066 (filed as Exhibit 4(cc) to Form 10-K for the year ended December 31, 2016, File No. 1-8841)	x	
*4(zz)	Officer's Certificate of FPL Group Capital Inc and FPL Group, Inc., dated June 12, 2007, creating the Series C Junior Subordinated Debentures due 2067 (filed as Exhibit 4(a) to Form 8-K dated June 12, 2007, File No. 1-8841)	x	
*4(aaa)	Replacement Capital Covenant, dated June 12, 2007, by FPL Group Capital Inc and FPL Group, Inc. relating to FPL Group Capital Inc's Series C Junior Subordinated Debentures due 2067 (filed as Exhibit 4(b) to Form 8-K dated June 12, 2007, File No. 1-8841)	x	
*4(bbb)	Amendment, dated November 9, 2016, to the Replacement Capital Covenant, dated June 12, 2007 by NextEra Energy Capital Holdings, Inc. (formerly known as FPL Group Capital Holdings Inc) and NextEra Energy, Inc. (formerly known as FPL Group, Inc.), relating to FPL Group Capital Inc's Series C Junior Subordinated Debentures due 2067 (filed as Exhibit 4(hh) to Form 10-K for the year ended December 31, 2016, File No. 1-8841)	x	
*4(ccc)	Officer's Certificate of NextEra Energy Capital Holdings, Inc. and NextEra Energy, Inc., dated September 29, 2017, creating the Series L Junior Subordinated Debentures due September 29, 2057 (filed as Exhibit 4(c) to Form 8-K dated September 29, 2017, File No. 1-8841)	x	
*4(ddd)	Officer's Certificate of NextEra Energy Capital Holdings, Inc. and NextEra Energy, Inc., dated November 2, 2017, creating the Series M Junior Subordinated Debentures due December 1, 2077 (filed as Exhibit 4(a) to Form 8-K dated November 2, 2017, File No. 1-8841)	x	
*4(eee)	Officer's Certificate of NextEra Energy Capital Holdings, Inc. and NextEra Energy, Inc., dated March 15, 2019, creating the Series N Junior Subordinated Debentures due March 1, 2079 (filed as Exhibit 4 to Form 8-K dated March 15, 2019, File No. 1-8841)	x	
*4(fff)	Officer's Certificate of NextEra Energy Capital Holdings, Inc. and NextEra Energy, Inc., dated April 4, 2019, creating the Series O Junior Subordinated Debentures due May 1, 2079 (filed as Exhibit 4(e) to Form 8-K dated April 4, 2019, File No. 1-8841)	x	
*4(ggg)	Officer's Certificate of NextEra Energy Capital Holdings, Inc., dated December 14, 2021, creating the Series P Junior Subordinated Debentures due March 15, 2082 (filed as Exhibit 4 to Form 8-K dated December 14, 2021, File No. 1-8841)	x	
*4(hhh)	Purchase Contract Agreement, dated as of September 1, 2022, between NextEra Energy, Inc. and The Bank of New York Mellon, as Purchase Contract Agent (filed as Exhibit 4(c) to Form 10-Q for the quarter ended September 30, 2022, File No. 1-8841)	x	

Exhibit Number	Description	NEE	FPL
*4(iii)	Pledge Agreement, dated as of September 1, 2022, between NextEra Energy, Inc., Deutsche Bank Trust Company Americas, as Collateral Agent, Custodial Agent and Securities Intermediary, and the Bank of New York Mellon, as Purchase Contract Agent (filed as Exhibit 4(d) to Form 10-Q for the quarter ended September 30, 2022, File No. 1-8841)	x	
*4(jjj)	Senior Note Indenture dated as of January 1, 1998, between Florida Power & Light Company (as successor to Gulf Power Company) and Computershare Trust Company, N.A., as Successor Trustee, and certain indentures supplemental thereto (filed as Exhibit 4.1 to Form 8-K dated June 17, 1998, File No. 0-2429; Exhibit 4.2 to Form 8-K dated September 9, 2010, File No. 1-31737; Exhibit 4.2 to Form 8-K dated June 10, 2013, File No. 1-31737; Exhibit 4.2 to Form 8-K dated September 16, 2014, File No. 1-31737; Exhibit 4.2 to Form 8-K dated May 15, 2017, File No. 1-31737; and Exhibit 4(ddd) to Form 10-K for the year ended December 31, 2020, File No. 2-27612)	x	x
4(kkk)	Description of Securities Registered Pursuant to Section 12 of the Securities Exchange Act of 1934	x	
*10(a)	FPL Group, Inc. Supplemental Executive Retirement Plan, amended and restated effective April 1, 1997 (SERP) (filed as Exhibit 10(a) to Form 10-K for the year ended December 31, 1999, File No. 1-8841)	x	x
*10(b)	FPL Group, Inc. Supplemental Executive Retirement Plan, amended and restated effective January 1, 2005 (Restated SERP) (filed as Exhibit 10(b) to Form 8-K dated December 12, 2008, File No. 1-8841)	x	x
*10(c)	Amendment Number 1 to the Restated SERP changing name to NextEra Energy, Inc. Supplemental Executive Retirement Plan (filed as Exhibit 10(b) to Form 10-Q for the quarter ended June 30, 2010, File No. 1-8841)	x	x
*10(d)	Appendix A1 (revised as of March 16, 2016) to the NextEra Energy, Inc. Supplemental Executive Retirement Plan (filed as Exhibit 10(d) to Form 10-K dated December 31, 2017, File No. 1-8841)	x	x
*10(e)	Appendix A2 (revised as of October 1, 2017) to the NextEra Energy, Inc. Supplemental Executive Retirement Plan (filed as Exhibit 10(e) to Form 10-K dated December 31, 2017, File No. 1-8841)	x	x
*10(f)	Supplement to the Restated SERP relating to a special credit to certain executive officers and other officers effective February 15, 2008 (filed as Exhibit 10(g) to Form 10-K for the year ended December 31, 2007, File No. 1-8841)	x	x
*10(g)	NextEra Energy, Inc. Amended and Restated 2011 Long Term Incentive Plan (filed as Exhibit 10(c) to Form 8-K dated March 16, 2012, File No. 1-8841)	x	x
*10(h)	Form of Restricted Stock Agreement under the NextEra Energy, Inc. Amended and Restated 2011 Long Term Incentive Plan for certain executive officers (filed as Exhibit 10(a) to Form 10-Q for the quarter ended March 31, 2021, File No. 1-8841)	x	x
*10(i)	Form of Restricted Stock Unit Agreement under the NextEra Energy, Inc. Amended and Restated 2011 Long Term Incentive Plan for certain executive officers (filed as Exhibit 10(b) to Form 10-Q for the quarter ended March 31, 2021, File No. 1-8841)	x	x
*10(j)	Form of Restricted Stock Unit Agreement under the NextEra Energy, Inc. Amended and Restated 2011 Long Term Incentive Plan for certain executive officers (filed as Exhibit 10(c) to Form 10-Q for the quarter ended March 31, 2021, File No. 1-8841)	x	x
*10(k)	Form of Restricted Stock Unit Agreement under the NextEra Energy, Inc. Amended and Restated 2011 Long Term Incentive Plan for certain executive officers (filed as Exhibit 10(d) to Form 10-Q for the quarter ended March 31, 2021, File No. 1-8841)	x	x
*10(l)	Form of Non-Qualified Stock Option Agreement under the NextEra Energy, Inc. Amended and Restated 2011 Long Term Incentive Plan for certain executive officers (filed as Exhibit 10(f) to Form 10-Q for the quarter ended March 31, 2016, File No. 1-8841)	x	x
*10(m)	Form of Non-Qualified Stock Option Agreement under the NextEra Energy, Inc. Amended and Restated 2011 Long Term Incentive Plan for certain executive officers (filed as Exhibit 10(g) to Form 10-Q for the quarter ended March 31, 2016, File No. 1-8841)	x	x
*10(n)	Form of Non-Qualified Stock Option agreement under the NextEra Energy, Inc. Amended and Restated 2011 Long Term Incentive Plan for certain executive officers (filed as Exhibit 10(d) to Form 10-Q for the quarter ended March 31, 2018, File No. 1-8841)	x	x

Exhibit Number	Description	NEE	FPL
*10(o)	Form of Non-Qualified Stock Option Agreement under the NextEra Energy, Inc. Amended and Restated 2011 Long Term Incentive Plan for certain executive officers (filed as Exhibit 10(e) to Form 10-Q for the quarter ended March 31, 2021, File No. 1-8841)	x	x
*10(p)	Form of Non-Qualified Stock Option Agreement under the NextEra Energy, Inc. Amended and Restated 2011 Long Term Incentive Plan for certain executive officers (filed as Exhibit 10(f) to Form 10-Q for the quarter ended March 31, 2021, File No. 1-8841)	x	x
*10(q)	Form of Performance Share Award Agreement under the NextEra Energy, Inc. Amended and Restated 2011 Long Term Incentive Plan for certain executive officers (filed as Exhibit 10(g) to Form 10-Q for the quarter ended March 31, 2021, File No. 1-8841)	x	x
*10(r)	Form of Performance Share Award Agreement under the NextEra Energy, Inc. Amended and Restated 2011 Long Term Incentive Plan for certain executive officers (filed as Exhibit 10(h) to Form 10-Q for the quarter ended March 31, 2021, File No. 1-8841)	x	x
*10(s)	NextEra Energy, Inc. 2021 Long Term Incentive Plan (filed as Exhibit 10 to Form 8-K dated May 20, 2021, File No. 1-8841)	x	x
*10(t)	Form of Non-Qualified Stock Option Agreement under the NextEra Energy, Inc. 2021 Long Term Incentive Plan for certain executive officers (filed as Exhibit 10(b) to Form 10-Q for the quarter ended June 30, 2021, File No. 1-8841)	x	x
*10(u)	Form of Non-Qualified Stock Option Agreement under the NextEra Energy, Inc. 2021 Long Term Incentive Plan for certain executive officers (filed as Exhibit 10(b) to Form 10-Q for the quarter ended March 31, 2022, File No. 1-8841)	x	x
*10(v)	Form of Non-Qualified Stock Option Agreement under the NextEra Energy, Inc. 2021 Long Term Incentive Plan for certain executive officers (filed as Exhibit 10(e) to Form 10-Q for the quarter ended March 31, 2023, File No. 1-8841)	x	x
*10(w)	Form of Performance Share Award Agreement under the NextEra Energy, Inc. 2021 Long Term Incentive Plan for certain executive officers (filed as Exhibit 10(c) to Form 10-Q for the quarter ended June 30, 2021, File No. 1-8841)	x	x
*10(x)	Form of Restricted Stock Award Agreement under the NextEra Energy, Inc. 2021 Long Term Incentive Plan for certain executive officers (filed as Exhibit 10(d) to Form 10-Q for the quarter ended June 30, 2021, File No. 1-8841)	x	x
*10(y)	Form of Restricted Stock Unit Agreement under the NextEra Energy, Inc. 2021 Long Term Incentive Plan for certain executive officers (filed as Exhibit 10(d) to Form 10-Q for the quarter ended March 31, 2023, File No. 1-8841)	x	x
*10(z)	NextEra Energy, Inc. 2023 Executive Annual Incentive Plan (filed as Exhibit 10(a) to Form 8-K dated December 16, 2022, File No. 1-8841)	x	x
*10(aa)	NextEra Energy, Inc. Deferred Compensation Plan effective January 1, 2005 as amended and restated through February 11, 2016 (filed as Exhibit 10(h) to Form 10-Q for the quarter ended March 31, 2016, File No. 1-8841)	x	x
*10(bb)	FPL Group, Inc. Deferred Compensation Plan, amended and restated effective January 1, 2003 (filed as Exhibit 10(k) to Form 10-K for the year ended December 31, 2002, File No. 1-8841)	x	x
*10(cc)	FPL Group, Inc. Executive Long-Term Disability Plan effective January 1, 1995 (filed as Exhibit 10(g) to Form 10-K for the year ended December 31, 1995, File No. 1-8841)	x	x
*10(dd)	FPL Group, Inc. Amended and Restated Non-Employee Directors Stock Plan, as amended and restated October 13, 2006 (filed as Exhibit 10(b) to Form 10-Q for the quarter ended September 30, 2006, File No. 1-8841)	x	
*10(ee)	FPL Group, Inc. 2007 Non-Employee Directors Stock Plan (filed as Exhibit 99 to Form S-8, File No. 333-143739)	x	
*10(ff)	NextEra Energy, Inc. 2017 Non-Employee Directors Stock Plan, as amended and restated as of May 18, 2017 (filed as Exhibit 10 to Form 10-Q for the quarter ended June 30, 2017, File No. 1-8841)	x	
*10(gg)	NextEra Energy, Inc. Non-Employee Director Compensation Summary effective January 1, 2022 (filed as Exhibit 10(jj) to Form 10-K for the year ended December 31, 2021, File No. 1-8841)	x	
*10(hh)	NextEra Energy, Inc. Non-Employee Director Compensation Summary effective January 1, 2023 (filed as Exhibit 10(mm) to Form 10-K for the year ended December 31, 2022, File No. 1-8841)	x	
10(ii)	NextEra Energy, Inc. Non-Employee Director Compensation Summary effective January 1, 2024	x	

Exhibit Number	Description	NEE	FPL
*10(jj)	Form of Amended and Restated Executive Retention Employment Agreement effective December 10, 2009 between FPL Group, Inc. and each of James L. Robo and Charles E. Sieving (filed as Exhibit 10(nn) to Form 10-K for the year ended December 31, 2009, File No. 1-8841)	x	x
*10(kk)	Form of 2012 409A Amendment to NextEra Energy, Inc. Executive Retention Employment Agreement effective October 11, 2012 between NextEra Energy, Inc. and each of James L. Robo, Eric E. Silagy and Charles E. Sieving (filed as Exhibit 10(ddd) to Form 10-K for the year ended December 31, 2012, File No. 1-8841)	x	x
*10(ll)	Executive Retention Employment Agreement between NextEra Energy, Inc. and Deborah H. Caplan dated as of April 23, 2013 (filed as Exhibit 10(e) to Form 10-Q for the quarter ended June 30, 2013, File No. 1-8841)	x	x
*10(mm)	Executive Retention Employment Agreement between NextEra Energy, Inc. and John W. Ketchum dated as of March 4, 2016 (filed as Exhibit 10(i) to Form 10-Q for the quarter ended March 31, 2016, File No. 1-8841)	x	x
*10(nn)	Executive Retention Employment Agreement between NextEra Energy, Inc. and Rebecca J. Kujawa dated as of March 1, 2019 (filed as Exhibit 10(b) to Form 10-Q for the quarter ended March 31, 2019, File No. 1-8841)	x	x
*10(oo)	Executive Retention Employment Agreement between NextEra Energy, Inc. and Ronald Reagan dated as of January 1, 2020 (filed as Exhibit 10(tt) to Form 10-K for the year ended December 31, 2019, File No. 1-8841)	x	x
*10(pp)	Executive Retention Employment Agreement between NextEra Energy, Inc. and Robert P. Coffey dated as of June 14, 2021 (filed as Exhibit 10(e) to Form 10-Q for the quarter ended June 30, 2021, File No. 1-8841)	x	x
*10(qq)	Executive Retention Employment Agreement between NextEra Energy, Inc. and T. Kirk Crews II dated as of March 1, 2022 (filed as Exhibit 10 to Form 10-Q for the quarter ended September 30, 2022, File No. 1-8841)	x	x
*10(rr)	Executive Retention Employment Agreement between NextEra Energy, Inc. and Mark Lemasney dated as of January 1, 2023 (filed as Exhibit 10(xx) to Form 10-K for the year ended December 31, 2022, File No. 1-8841)	x	x
*10(ss)	Executive Retention Employment Agreement between NextEra Energy, Inc. and Armando Pimentel, Jr. dated as of February 15, 2023 (filed as Exhibit 10(f) to Form 10-Q for the quarter ended March 31, 2023, File No. 1-8841)	x	x
10(tt)	Executive Retention Employment Agreement between NextEra Energy, Inc. and Nicole J. Daggs dated as of January 1, 2024	x	x
*10(uu)	NextEra Energy, Inc. Executive Severance Benefit Plan effective February 26, 2013 (filed as Exhibit 10(eee) to Form 10-K for the year ended December 31, 2012, File No. 1-8841)	x	x
*10(vv)	Guarantee Agreement between FPL Group, Inc. and FPL Group Capital Inc, dated as of October 14, 1998 (filed as Exhibit 10(y) to Form 10-K for the year ended December 31, 2001, File No. 1-8841)	x	
*10(ww)	NextEra Energy Partners, LP 2014 Long-Term Incentive Plan (filed as Exhibit 10.8 to Form 8-K dated July 1, 2014, File No. 1-36518)	x	
*10(xx)	Form of Restricted Unit Award Agreement under the NextEra Energy Partners, LP 2014 Long-Term Incentive Plan (filed as Exhibit 10.1 to Form 10-Q for the quarter ended March 31, 2021, File No. 1-36518)	x	
*10(yy)	Form of Restricted Unit Award Agreement under the NextEra Energy Partners, LP 2014 Long-Term Incentive Plan (filed as Exhibit 10.2 to Form 10-Q for the quarter ended March 31, 2022, File No. 1-36518)	x	
*10(zz)	Form of Restricted Unit Award Agreement under the NextEra Energy Partners, LP 2014 Long-Term Incentive Plan (filed as Exhibit 10.3 to Form 10-Q for the quarter ended March 31, 2023, File No. 1-36518)	x	
*10(aaa)	Confirmation of Post-Retirement Covenants Agreement and Release, dated as of January 23, 2023, between Eric E. Silagy and NextEra Energy, Inc. (filed as Exhibit 10 to Form 8-K dated January 23, 2023, File No. 1-8841)	x	x
21	Subsidiaries of NextEra Energy, Inc.	x	
22	Guaranteed Securities	x	
23	Consent of Independent Registered Public Accounting Firm	x	x
31(a)	Rule 13a-14(a)/15d-14(a) Certification of Chief Executive Officer of NextEra Energy, Inc.	x	

Exhibit Number	Description	NEE	FPL
31(b)	Rule 13a-14(a)/15d-14(a) Certification of Chief Financial Officer of NextEra Energy, Inc.	x	
31(c)	Rule 13a-14(a)/15d-14(a) Certification of Chief Executive Officer of Florida Power & Light Company		x
31(d)	Rule 13a-14(a)/15d-14(a) Certification of Chief Financial Officer of Florida Power & Light Company		x
32(a)	Section 1350 Certification of NextEra Energy, Inc.	x	
32(b)	Section 1350 Certification of Florida Power & Light Company		x
97	Incentive Compensation Recoupment Policy	x	x
101.INS	XBRL Instance Document – the instance document does not appear in the Interactive Data File because its XBRL tags are embedded within the Inline XBRL document	x	x
101.SCH	Inline XBRL Schema Document	x	x
101.PRE	Inline XBRL Presentation Linkbase Document	x	x
101.CAL	Inline XBRL Calculation Linkbase Document	x	x
101.LAB	Inline XBRL Label Linkbase Document	x	x
101.DEF	Inline XBRL Definition Linkbase Document	x	x
104	Cover Page Interactive Data File (formatted as Inline XBRL and contained in Exhibit 101)	x	x

* Incorporated herein by reference

NEE and FPL agree to furnish to the SEC upon request any instrument with respect to long-term debt that NEE and FPL have not filed as an exhibit pursuant to the exemption provided by Item 601(b)(4)(iii)(A) of Regulation S-K.

Item 16. Form 10-K Summary

Not applicable

NEXTERA ENERGY, INC. SIGNATURES

Pursuant to the requirements of Section 13 or 15(d) of the Securities Exchange Act of 1934, the registrant has duly caused this report to be signed on its behalf by the undersigned, thereunto duly authorized and in the capacities and on the date indicated.

NextEra Energy, Inc.

JOHN W. KETCHUM

John W. Ketchum

Chairman, President and Chief Executive Officer
and Director
(Principal Executive Officer)

Date: February 16, 2024

Pursuant to the requirements of the Securities Exchange Act of 1934, this report has been signed below by the following persons on behalf of the registrant and in the capacities and on the date indicated.

Signature and Title as of February 16, 2024:

TERRELL KIRK CREWS II

Terrell Kirk Crews II

Executive Vice President, Finance
and Chief Financial Officer
(Principal Financial Officer)

JAMES M. MAY

James M. May

Vice President, Controller and Chief Accounting
Officer
(Principal Accounting Officer)

Directors:

NICOLE S. ARNABOLDI

Nicole S. Arnaboldi

MARIA HENRY

Maria Henry

SHERRY S. BARRAT

Sherry S. Barrat

AMY B. LANE

Amy B. Lane

JAMES L. CAMAREN

James L. Camaren

DAVID L. PORGES

David L. Porges

KENNETH B. DUNN

Kenneth B. Dunn

DEV STAHLKOPF

Dev Stahlkopf

NAREN K. GURSAHANEY

Naren K. Gursahaney

JOHN A. STALL

John A. Stall

KIRK S. HACHIGIAN

Kirk S. Hachigian

DARRYL L. WILSON

Darryl L. Wilson

FLORIDA POWER & LIGHT COMPANY SIGNATURES

Pursuant to the requirements of Section 13 or 15(d) of the Securities Exchange Act of 1934, the registrant has duly caused this report to be signed on its behalf by the undersigned, thereunto duly authorized and in the capacities and on the date indicated.

Florida Power & Light Company

ARMANDO PIMENTEL, JR.

Armando Pimentel, Jr.

President and Chief Executive Officer and Director
(Principal Executive Officer)

Date: February 16, 2024

Pursuant to the requirements of the Securities Exchange Act of 1934, this report has been signed below by the following persons on behalf of the registrant and in the capacities and on the date indicated.

Signature and Title as of February 16, 2024:

TERRELL KIRK CREWS II

Terrell Kirk Crews II

Executive Vice President, Finance
and Chief Financial Officer and Director
(Principal Financial Officer)

KEITH FERGUSON

Keith Ferguson

Vice President, Accounting and Controller
(Principal Accounting Officer)

Director:

JOHN W. KETCHUM

John W. Ketchum

Supplemental Information to be Furnished With Reports Filed Pursuant to Section 15(d) of the Securities Exchange Act of 1934 by Registrants Which Have Not Registered Securities Pursuant to Section 12 of the Securities Exchange Act of 1934

No annual report, proxy statement, form of proxy or other proxy soliciting material has been sent to security holders of FPL during the period covered by this Annual Report on Form 10-K for the fiscal year ended December 31, 2023.

Exhibit 31(a)

Rule 13a-14(a)/15d-14(a) Certification

I, John W. Ketchum, certify that:

1. I have reviewed this Form 10-K for the annual period ended December 31, 2023 of NextEra Energy, Inc. (the registrant);
2. Based on my knowledge, this report does not contain any untrue statement of a material fact or omit to state a material fact necessary to make the statements made, in light of the circumstances under which such statements were made, not misleading with respect to the period covered by this report;
3. Based on my knowledge, the financial statements, and other financial information included in this report, fairly present in all material respects the financial condition, results of operations and cash flows of the registrant as of, and for, the periods presented in this report;
4. The registrant's other certifying officer and I are responsible for establishing and maintaining disclosure controls and procedures (as defined in Exchange Act Rules 13a-15(e) and 15d-15(e)) and internal control over financial reporting (as defined in Exchange Act Rules 13a-15(f) and 15d-15(f)) for the registrant and have:
 - (a) Designed such disclosure controls and procedures, or caused such disclosure controls and procedures to be designed under our supervision, to ensure that material information relating to the registrant, including its consolidated subsidiaries, is made known to us by others within those entities, particularly during the period in which this report is being prepared;
 - (b) Designed such internal control over financial reporting, or caused such internal control over financial reporting to be designed under our supervision, to provide reasonable assurance regarding the reliability of financial reporting and the preparation of financial statements for external purposes in accordance with generally accepted accounting principles;
 - (c) Evaluated the effectiveness of the registrant's disclosure controls and procedures and presented in this report our conclusions about the effectiveness of the disclosure controls and procedures, as of the end of the period covered by this report based on such evaluation; and
 - (d) Disclosed in this report any change in the registrant's internal control over financial reporting that occurred during the registrant's most recent fiscal quarter (the registrant's fourth fiscal quarter in the case of an annual report) that has materially affected, or is reasonably likely to materially affect, the registrant's internal control over financial reporting; and
5. The registrant's other certifying officer and I have disclosed, based on our most recent evaluation of internal control over financial reporting, to the registrant's auditors and the audit committee of the registrant's board of directors (or persons performing the equivalent functions):
 - (a) All significant deficiencies and material weaknesses in the design or operation of internal control over financial reporting which are reasonably likely to adversely affect the registrant's ability to record, process, summarize and report financial information; and
 - (b) Any fraud, whether or not material, that involves management or other employees who have a significant role in the registrant's internal control over financial reporting.

Date: February 16, 2024

JOHN W. KETCHUM

John W. Ketchum
Chairman, President and Chief Executive Officer
of NextEra Energy, Inc.

Exhibit 31(b)

Rule 13a-14(a)/15d-14(a) Certification

I, Terrell Kirk Crews II, certify that:

1. I have reviewed this Form 10-K for the annual period ended December 31, 2023 of NextEra Energy, Inc. (the registrant);
2. Based on my knowledge, this report does not contain any untrue statement of a material fact or omit to state a material fact necessary to make the statements made, in light of the circumstances under which such statements were made, not misleading with respect to the period covered by this report;
3. Based on my knowledge, the financial statements, and other financial information included in this report, fairly present in all material respects the financial condition, results of operations and cash flows of the registrant as of, and for, the periods presented in this report;
4. The registrant's other certifying officer and I are responsible for establishing and maintaining disclosure controls and procedures (as defined in Exchange Act Rules 13a-15(e) and 15d-15(e)) and internal control over financial reporting (as defined in Exchange Act Rules 13a-15(f) and 15d-15(f)) for the registrant and have:
 - (a) Designed such disclosure controls and procedures, or caused such disclosure controls and procedures to be designed under our supervision, to ensure that material information relating to the registrant, including its consolidated subsidiaries, is made known to us by others within those entities, particularly during the period in which this report is being prepared;
 - (b) Designed such internal control over financial reporting, or caused such internal control over financial reporting to be designed under our supervision, to provide reasonable assurance regarding the reliability of financial reporting and the preparation of financial statements for external purposes in accordance with generally accepted accounting principles;
 - (c) Evaluated the effectiveness of the registrant's disclosure controls and procedures and presented in this report our conclusions about the effectiveness of the disclosure controls and procedures, as of the end of the period covered by this report based on such evaluation; and
 - (d) Disclosed in this report any change in the registrant's internal control over financial reporting that occurred during the registrant's most recent fiscal quarter (the registrant's fourth fiscal quarter in the case of an annual report) that has materially affected, or is reasonably likely to materially affect, the registrant's internal control over financial reporting; and
5. The registrant's other certifying officer and I have disclosed, based on our most recent evaluation of internal control over financial reporting, to the registrant's auditors and the audit committee of the registrant's board of directors (or persons performing the equivalent functions):
 - (a) All significant deficiencies and material weaknesses in the design or operation of internal control over financial reporting which are reasonably likely to adversely affect the registrant's ability to record, process, summarize and report financial information; and
 - (b) Any fraud, whether or not material, that involves management or other employees who have a significant role in the registrant's internal control over financial reporting.

Date: February 16, 2024

TERRELL KIRK CREWS II

Terrell Kirk Crews II
Executive Vice President, Finance and
Chief Financial Officer
of NextEra Energy, Inc.

Exhibit 31(c)

Rule 13a-14(a)/15d-14(a) Certification

I, Armando Pimentel, Jr., certify that:

1. I have reviewed this Form 10-K for the annual period ended December 31, 2023 of Florida Power & Light Company (the registrant);
2. Based on my knowledge, this report does not contain any untrue statement of a material fact or omit to state a material fact necessary to make the statements made, in light of the circumstances under which such statements were made, not misleading with respect to the period covered by this report;
3. Based on my knowledge, the financial statements, and other financial information included in this report, fairly present in all material respects the financial condition, results of operations and cash flows of the registrant as of, and for, the periods presented in this report;
4. The registrant's other certifying officer and I are responsible for establishing and maintaining disclosure controls and procedures (as defined in Exchange Act Rules 13a-15(e) and 15d-15(e)) and internal control over financial reporting (as defined in Exchange Act Rules 13a-15(f) and 15d-15(f)) for the registrant and have:
 - (a) Designed such disclosure controls and procedures, or caused such disclosure controls and procedures to be designed under our supervision, to ensure that material information relating to the registrant, including its consolidated subsidiaries, is made known to us by others within those entities, particularly during the period in which this report is being prepared;
 - (b) Designed such internal control over financial reporting, or caused such internal control over financial reporting to be designed under our supervision, to provide reasonable assurance regarding the reliability of financial reporting and the preparation of financial statements for external purposes in accordance with generally accepted accounting principles;
 - (c) Evaluated the effectiveness of the registrant's disclosure controls and procedures and presented in this report our conclusions about the effectiveness of the disclosure controls and procedures, as of the end of the period covered by this report based on such evaluation; and
 - (d) Disclosed in this report any change in the registrant's internal control over financial reporting that occurred during the registrant's most recent fiscal quarter (the registrant's fourth fiscal quarter in the case of an annual report) that has materially affected, or is reasonably likely to materially affect, the registrant's internal control over financial reporting; and
5. The registrant's other certifying officer and I have disclosed, based on our most recent evaluation of internal control over financial reporting, to the registrant's auditors and the audit committee of the registrant's board of directors (or persons performing the equivalent functions):
 - (a) All significant deficiencies and material weaknesses in the design or operation of internal control over financial reporting which are reasonably likely to adversely affect the registrant's ability to record, process, summarize and report financial information; and
 - (b) Any fraud, whether or not material, that involves management or other employees who have a significant role in the registrant's internal control over financial reporting.

Date: February 16, 2024

ARMANDO PIMENTEL, JR.

Armando Pimentel, Jr.
President and Chief Executive Officer
of Florida Power & Light Company

Exhibit 31(d)

Rule 13a-14(a)/15d-14(a) Certification

I, Terrell Kirk Crews II, certify that:

1. I have reviewed this Form 10-K for the annual period ended December 31, 2023 of Florida Power & Light Company (the registrant);
2. Based on my knowledge, this report does not contain any untrue statement of a material fact or omit to state a material fact necessary to make the statements made, in light of the circumstances under which such statements were made, not misleading with respect to the period covered by this report;
3. Based on my knowledge, the financial statements, and other financial information included in this report, fairly present in all material respects the financial condition, results of operations and cash flows of the registrant as of, and for, the periods presented in this report;
4. The registrant's other certifying officer and I are responsible for establishing and maintaining disclosure controls and procedures (as defined in Exchange Act Rules 13a-15(e) and 15d-15(e)) and internal control over financial reporting (as defined in Exchange Act Rules 13a-15(f) and 15d-15(f)) for the registrant and have:
 - (a) Designed such disclosure controls and procedures, or caused such disclosure controls and procedures to be designed under our supervision, to ensure that material information relating to the registrant, including its consolidated subsidiaries, is made known to us by others within those entities, particularly during the period in which this report is being prepared;
 - (b) Designed such internal control over financial reporting, or caused such internal control over financial reporting to be designed under our supervision, to provide reasonable assurance regarding the reliability of financial reporting and the preparation of financial statements for external purposes in accordance with generally accepted accounting principles;
 - (c) Evaluated the effectiveness of the registrant's disclosure controls and procedures and presented in this report our conclusions about the effectiveness of the disclosure controls and procedures, as of the end of the period covered by this report based on such evaluation; and
 - (d) Disclosed in this report any change in the registrant's internal control over financial reporting that occurred during the registrant's most recent fiscal quarter (the registrant's fourth fiscal quarter in the case of an annual report) that has materially affected, or is reasonably likely to materially affect, the registrant's internal control over financial reporting; and
5. The registrant's other certifying officer and I have disclosed, based on our most recent evaluation of internal control over financial reporting, to the registrant's auditors and the audit committee of the registrant's board of directors (or persons performing the equivalent functions):
 - (a) All significant deficiencies and material weaknesses in the design or operation of internal control over financial reporting which are reasonably likely to adversely affect the registrant's ability to record, process, summarize and report financial information; and
 - (b) Any fraud, whether or not material, that involves management or other employees who have a significant role in the registrant's internal control over financial reporting.

Date: February 16, 2024

TERRELL KIRK CREWS II

Terrell Kirk Crews II
Executive Vice President, Finance
and Chief Financial Officer
of Florida Power & Light Company

Exhibit 32(a)

Section 1350 Certification

We, John W. Ketchum and Terrell Kirk Crews II, certify, pursuant to Section 906 of the Sarbanes-Oxley Act of 2002, that:

- (1) The Annual Report on Form 10-K of NextEra Energy, Inc. (the registrant) for the annual period ended December 31, 2023 (Report) fully complies with the requirements of Section 13(a) or 15(d) of the Securities Exchange Act of 1934; and
- (2) The information contained in the Report fairly presents, in all material respects, the financial condition and results of operations of the registrant.

Dated: February 16, 2024

JOHN W. KETCHUM

John W. Ketchum
Chairman, President and Chief Executive Officer
of NextEra Energy, Inc.

TERRELL KIRK CREWS II

Terrell Kirk Crews II
Executive Vice President, Finance and
Chief Financial Officer
of NextEra Energy, Inc.

A signed original of this written statement required by Section 906 has been provided to the registrant and will be retained by the registrant and furnished to the Securities and Exchange Commission or its staff upon request.

The foregoing certification is being furnished as an exhibit to the Report pursuant to Item 601(b)(32) of Regulation S-K and Section 906 of the Sarbanes-Oxley Act of 2002 and, accordingly, is not being filed with the Securities and Exchange Commission as part of the Report and is not to be incorporated by reference into any filing of the registrant under the Securities Act of 1933 or the Securities Exchange Act of 1934 (whether made before or after the date of the Report, irrespective of any general incorporation language contained in such filing).

Exhibit 32(b)

Section 1350 Certification

We, Armando Pimentel, Jr. and Terrell Kirk Crews II, certify, pursuant to Section 906 of the Sarbanes-Oxley Act of 2002, that:

- (1) The Annual Report on Form 10-K of Florida Power & Light Company (the registrant) for the annual period ended December 31, 2023 (Report) fully complies with the requirements of Section 13(a) or 15(d) of the Securities Exchange Act of 1934; and
- (2) The information contained in the Report fairly presents, in all material respects, the financial condition and results of operations of the registrant.

Dated: February 16, 2024

ARMANDO PIMENTEL, JR.

Armando Pimentel, Jr.
President and Chief Executive Officer
of Florida Power & Light Company

TERRELL KIRK CREWS II

Terrell Kirk Crews II
Executive Vice President, Finance
and Chief Financial Officer
of Florida Power & Light Company

A signed original of this written statement required by Section 906 has been provided to the registrant and will be retained by the registrant and furnished to the Securities and Exchange Commission or its staff upon request.

The foregoing certification is being furnished as an exhibit to the Report pursuant to Item 601(b)(32) of Regulation S-K and Section 906 of the Sarbanes-Oxley Act of 2002 and, accordingly, is not being filed with the Securities and Exchange Commission as part of the Report and is not to be incorporated by reference into any filing of the registrant under the Securities Act of 1933 or the Securities Exchange Act of 1934 (whether made before or after the date of the Report, irrespective of any general incorporation language contained in such filing).

THIS PAGE INTENTIONALLY LEFT BLANK

THIS PAGE INTENTIONALLY LEFT BLANK

THIS PAGE INTENTIONALLY LEFT BLANK

BOARD OF DIRECTORS

JOHN W. KETCHUM

Chairman of the Board, President and Chief Executive Officer, NextEra Energy, Inc.
Director since 2022.
Chair: Executive Committee.
Member: Nuclear Committee.

NICOLE S. ARNABOLDI

Partner, Oak Hill Capital (investment firm)
Director since 2022.
Member: Audit Committee, Finance & Investment Committee.

SHERRY S. BARRAT

Retired. Formerly Vice Chairman, Northern Trust Corporation (financial holding company)
Director since 1998.
Lead Director.
Member: Compensation Committee, Executive Committee, Governance & Nominating Committee.

JAMES L. CAMAREN

Private Investor. Formerly Chairman and Chief Executive Officer, Utilities, Inc. (water utilities)
Director since 2002.
Member: Compensation Committee, Finance & Investment Committee.

KENNETH B. DUNN

Emeritus Professor of Financial Economics and former Dean, Tepper School of Business, Carnegie Mellon University (higher education)
Director since 2010.
Member: Audit Committee, Finance & Investment Committee.

NAREN K. GURSAHANEY

Retired. Formerly President and Chief Executive Officer, ADT Corporation (electronic security services)
Director since 2014.
Chair: Audit Committee.
Member: Executive Committee, Governance & Nominating Committee.

KIRK S. HACHIGIAN

Retired. Formerly Chairman of the Board, JELD-WEN, Inc. (window and door manufacturer)
Director since 2013.
Chair: Compensation Committee.
Member: Executive Committee, Governance & Nominating Committee.

MARIA G. HENRY

Retired. Formerly Chief Financial Officer of Kimberly-Clark Corporation (paper products manufacturer)
Director since 2023.
Member: Finance & Investment Committee.

AMY B. LANE

Retired. Formerly Investment Banker, Merrill Lynch & Co., Inc. (investment banking firm)
Director since 2015.
Chair: Governance & Nominating Committee.
Member: Executive Committee, Finance & Investment Committee.

DAVID L. PORGES

Retired. Formerly Chairman of the Board, Equitrans Midstream Corporation (natural gas midstream operator)
Director since 2020.
Chair: Finance & Investment Committee.
Member: Executive Committee, Governance & Nominating Committee.

DEBORAH L. "DEV" STAHLKOPF

Executive Vice President and Chief Legal Officer of Cisco Systems, Inc. (communications technology company)
Director since 2023.
Member: Audit Committee, Compensation Committee.

JOHN A. STALL

Retired. Formerly President, Nuclear Division, NextEra Energy, Inc.
Director since 2022.
Chair: Nuclear Committee.
Member: Audit Committee.

DARRYL L. WILSON

Retired. Formerly Vice President, Commercial of GE Power (power generation manufacturing)
Director since 2018.
Member: Audit Committee, Compensation Committee.

PROPOSED 2024 COMMON STOCK DIVIDEND DATES*

Declaration	Ex-Dividend	Record	Payment
February 16	February 26	February 27	March 15
May 23	June 3	June 3	June 17
July 25	August 30	August 30	September 16
October 18	November 22	November 22	December 16

* Declaration of dividends and dates shown are subject to the discretion of the Board of Directors of NextEra Energy, Inc. Dates shown are based on the assumption that past patterns will prevail.

INVESTOR INFORMATION

CORPORATE OFFICES

NextEra Energy, Inc.
700 Universe Blvd.
Juno Beach, FL 33408

EXCHANGE LISTING

Common Stock
New York Stock Exchange
Ticker Symbol: NEE

*NextEra Energy Capital Holdings, Inc.
Series N Junior Subordinated
Debentures*

New York Stock Exchange
Ticker Symbol: NEE.PRN

NextEra Energy, Inc.

Corporate Units
New York Stock Exchange
Ticker Symbol: NEE.PRR

NEWSPAPER LISTING

Common Stock: NEE

TRANSFER, PAYING AGENT AND REGISTRAR

NextEra Energy, Inc.
Common Stock

NextEra Energy, Inc.
c/o Computershare Trust Company, N.A.
P.O. Box 43006
Providence, RI 02940-3006
888-218-4392

TRUSTEES, PAYING AGENTS AND REGISTRARS

*Florida Power & Light Company
First Mortgage Bonds*

Deutsche Bank Trust Company
Americas
5022 Gate Parkway
Suite 200
Jacksonville, FL 32256
800-735-7777

*Florida Power & Light Company
Senior Notes*

Computershare Trust Company, N.A.
Corporate Trust Operations
MAC N9300-070
1505 Energy Park Drive
St. Paul, MN 55108
800-344-5128

Florida Power & Light Company Notes

*NextEra Energy Capital Holdings, Inc.
Debentures*

*NextEra Energy Capital Holdings, Inc.
Junior Subordinated Debentures*

NextEra Energy, Inc. Corporate Units

The Bank of New York Mellon
2322 French Settlement Road,
Bldg. 25
Dallas, TX 75212
Attn: Transfers/Redemptions
800-254-2826

SHAREHOLDER INQUIRIES

Communications concerning transfer requirements, lost certificates, dividend checks, address changes, stock accounts and the dividend reinvestment and direct stock purchase plan should be directed to Computershare: 888-218-4392 or www.computershare.com/NEE.

Other shareholder communications to: Shareholder Services: 561-694-4696.

ELECTRONIC PROXY MATERIAL

Shareholders may elect to receive proxy materials electronically by accessing <https://enroll.icsdelivery.com/NEE>.

DIRECT DEPOSIT OF DIVIDENDS

Cash dividends may be deposited directly to personal accounts at financial institutions. Call Computershare for authorization forms.

DIVIDEND REINVESTMENT AND DIRECT STOCK PURCHASE PLAN

NextEra Energy offers a plan for the reinvestment of dividends and the purchase of common stock. Enrollment materials may be obtained by calling Computershare or by accessing www.computershare.com/NEE.

DIRECT REGISTRATION SERVICES

NextEra Energy common stock can be issued in direct registration (book entry) form.

ONLINE INVESTOR INFORMATION

Visit our investor information site at www.Investor.NextEraEnergy.com to get stock quotes, earnings reports, financial releases, SEC filings and other news. You can also request and receive information via email. Shareholders of record can receive secure online account access through a link to Computershare.

SEC FILINGS

All Securities and Exchange Commission filings appear at www.Investor.NextEraEnergy.com. Copies of SEC filings also are available without charge by writing to NextEra Energy, Shareholder Services at the corporate offices or by calling: 561-694-4696.

NEWS AND FINANCIAL INFORMATION

Get the latest news and financial information about NextEra Energy by visiting www.NextEraEnergy.com.

ANALYST INQUIRIES

Investor Relations
561-694-4697

NEWS MEDIA INQUIRIES

Media Relations
561-694-4442

INDEPENDENT REGISTERED PUBLIC ACCOUNTING FIRM

Deloitte & Touche LLP
1800 North Military Trail
Suite 200
Boca Raton, FL 33431-6386

NEXTERA ENERGY, INC.

NextEra Energy, Inc. (NYSE: NEE) is one of the largest electric power and energy infrastructure companies in North America and a leader in the renewable energy industry. NextEra Energy has two principal businesses, Florida Power & Light Company (FPL) and NextEra Energy Resources, LLC. FPL is the largest electric utility in the state of Florida and one of the largest electric utilities in the U.S. FPL's strategic focus is centered on investing in generation, transmission and distribution facilities to deliver on its value proposition of low customer bills, high reliability, outstanding customer service and clean energy for the benefit of approximately 5.9 million customer accounts. Through its subsidiaries, NextEra Energy Resources is the world's largest generator of renewable energy from the wind and sun, as well as a world leader in battery storage. NextEra Energy Resources' strategic focus is centered on the development, construction and operation of long-term contracted assets throughout the U.S. and Canada, primarily consisting of clean energy assets, such as renewable generation facilities and electric transmission facilities, as well as providing other clean energy solutions to customers. Through its subsidiaries, NextEra Energy generates clean, emissions-free electricity from seven commercial nuclear power units in Florida, New Hampshire and Wisconsin. NextEra Energy has been recognized often by third parties for its efforts in sustainability, corporate responsibility, ethics and compliance, and diversity. For more information about NextEra Energy companies, visit these websites: www.NextEraEnergy.com, www.FPL.com, www.NextEraEnergyResources.com.



NextEra Energy, Inc.
700 Universe Blvd.
Juno Beach, FL 33408

For more information:

www.NextEraEnergy.com

www.FPL.com

www.NextEraEnergyResources.com

