

# CLASS "C"

## WATER and/or SEWER UTILITIES

(Gross Revenue of Less Than \$150,000 Each)

# ANNUAL REPORT

OF

SU306  
KEY HAVEN UTILITY COMPANY  
ATTN: JACK T. MURRAY  
P. O. BOX 2067  
KEY WEST, FL 33045-2067

SU 44


RECEIVED

MAY 03 1990

Fla. Public Service Commission  
Division of Water and Sewer

205-5  
Certificate Number(s)

OFFICIAL COPY  
DIVISION OF  
WATER AND SEWER  
Do Not Remove from this Office



FOR THE  
YEAR ENDED DECEMBER 31, 19 89

## General Instructions

1. Prepare this report in conformity with the 1984 National Association of Regulatory Utility Commissioners Uniform System of Accounts for Water and/or Sewer Utilities.
2. Interpret all accounting words and phrases in accordance with the USOA.
3. Complete each question fully and accurately, even if it has been answered in a previous annual report. Enter the word "None" where it truly and completely states the fact.
4. For any question, section, or page which is not applicable to the respondent enter the words "Not Applicable". Do not omit any pages.
5. Where dates are called for, the month and day should be stated as well as the year.
6. All schedules requiring dollar entries should be rounded to the nearest dollar.
7. Complete this report by means which result in a permanent record, such as by typewriter.
8. If there is not enough room on any schedule, an additional page or pages may be added provided the format of the added schedule matches the format of the schedule with not enough room. Such a schedule should reference the appropriate schedules, state the name of the utility, and state the year of the report.
9. If it is necessary or desirable to insert additional statements for the purpose of further explanation of schedules, such statements should be made at the bottom of the page or on an additional page. Any additional pages should state the name of the utility and the year of the report, and reference the appropriate schedule.
10. The report should be filled out in quadruplicate and the original and two copies returned by March 31 of the year following the date of the report. The report should be returned to:

Florida Public Service Commission  
Division of Water and Sewer  
101 East Gaines Street  
Tallahassee, Florida 32399-0873



**TABLE OF CONTENTS**

<b>Financial Section</b>	<b>Page</b>
Identification	F-2
Income Statement	F-3
Balance Sheet	F-4
Net Utility Plant	F-5
Accumulated Depreciation and Amortization of Utility Plant	F-5
Capital Stock	F-6
Retained Earnings	F-6
Proprietary Capital	F-6
Long Term Debt	F-6
Taxes Accrued	F-7
Payments For Services Rendered By Other Than Employees	F-7
Contributions In Aid Of Construction	F-8
Cost Of Capital Used For AFUDC Calculation	F-9
AFUDC Capital Structure Adjustments	F-10
<b>Water Operating Section</b>	
	<b>Page</b>
Water Utility Plant Accounts	W-1
Analysis of Accumulated Depreciation By Primary Account - Water	W-2
Water Operation and Maintenance Expense	W-3
Water Customers	W-3
Pumping and Purchased Water Statistics and Mains	W-4
Wells and Well Pumps, Reservoirs, and High Service Pumping	W-5
Other Water System Information	W-6
<b>Sewer Operating Section</b>	
	<b>Page</b>
Sewer Utility Plant Accounts	S-1
Analysis of Accumulated Depreciation By Primary Account - Sewer	S-2
Sewer Operation and Maintenance Expense	S-3
Sewer Customers	S-3
Pumping Equipment, Collecting and Force Mains and Manholes	S-4
Other Sewer System Information	S-5
<b>Verification Section</b>	
	<b>Page</b>
Verification	V-1

REPORT OF

Key Haven Utility Corporation

(Exact name of utility)

P. O. Box 2067

Key West, FL 33040

(Address)

(County)

Telephone Number (305) 294-3958

Date Utility First Organized: 1971

Check the business entity of the utility as filed with the Internal Revenue Service:

Individual  Partnership  Sub Chapter S Corporation:  1120 Corporation

Location where books and records are located: Key West, FL 33040

Names of subdivisions where service is provided: Key Haven

CONTACTS:

Name	Title	Principal Business Address	Salary Charged Utility
Person to send correspondence: <u>Randy W. Moore</u>	Certified <u>Public Accountant</u>	<u>1104 Truman Avenue</u> <u>Key West, FL 33040</u>	XXXXXXXXXXXX
Person who prepared this report: <u>Randy W. Moore</u>	Certified <u>Public Accountant</u>	<u>1104 Truman Ave.</u> <u>Key West, FL 33040</u>	XXXXXXXXXXXX
Officers and Managers: <u>Jack T. Murray</u> <u>Arthur B. Lujan</u>	<u>President</u>	<u>P. O. Box 2067, Key West</u> <u>46 Cypress Avenue</u> <u>Key West, FL 33040</u>	<u>none</u> <u>none</u> \$ \$ \$

Report every corporation or person owning or holding directly or indirectly 5 percent or more of the voting securities of the reporting utility:

Name	Percent Ownership In Utility	Principal Business Address	Salary Charged Utility
<u>Arthur B. Lujan</u>	<u>100</u>	<u>46 Cypress Avenue</u> <u>Key West, FL 33040</u>	<u>\$ none</u> \$ \$ \$ \$ \$



UTILITY NAME: Key Haven Utility Corp.

YEAR OF REPORT  
DECEMBER 31, 1989

INCOME STATEMENT

Account Name	Ref. Page	Water	Sewer	Other	Total Company
<b>Gross Revenue:</b>					
Residential -----		\$ -----	\$ 123,353	\$ -----	\$ 123,353
Commercial -----		-----	-----	-----	-----
Industrial -----		-----	-----	-----	-----
Multiple Family -----		-----	-----	-----	-----
Guaranteed Revenues -----		-----	-----	-----	-----
Other (Specify) -----		-----	-----	-----	-----
<b>Total Gross Revenue</b> -----		\$ -----	\$ 123,353	\$ -----	\$ 123,353
<b>Operation Expense (Must tie to Pages W-3 and S-3)</b>	W-3				
-----	S-3	\$ -----	\$ 72,294	\$ -----	\$ 72,294
<b>Depreciation Expense</b> -----	F-5	-----	25,435	-----	25,435
<b>Amortization Expense</b> -----		-----	1,269	-----	1,269
<b>Taxes Other Than Income</b> -----	F-7	-----	4,923	-----	4,923
<b>Income Taxes</b> -----	F-7	-----	-----	-----	-----
<b>Total Operating Expense</b> -----		\$ -----	\$ 103,921	\$ -----	\$ 103,921
<b>Net Operating Income (Loss)</b> -----		\$ -----	\$ 19,432	\$ -----	\$ 19,432
<b>Other Income:</b>					
Nonutility Income -----		\$ -----	\$ -----	\$ -----	\$ -----
Amortization CIAC -----		-----	7,811	-----	7,811
Interest Earned -----		-----	179	-----	179
<b>Other Deductions:</b>					
Miscellaneous Nonutility Expenses -----		\$ -----	\$ -----	\$ -----	\$ -----
Interest Expense -----		-----	50,335	-----	50,335
-----		-----	-----	-----	-----
-----		-----	-----	-----	-----
<b>Net Income (Loss)</b> -----		\$ -----	\$ (22,911)	\$ -----	\$ (22,911)

COMPARATIVE BALANCE SHEET

Account Name	Reference Page	Current Year	Previous Year
<b>Assets:</b>			
Utility Plant In Service (101-105)	F-5,W-1,S-1	\$ 761,669	\$ 548,737
Accumulated Depreciation and Amortization (108)	F-5,W-2,S-3	154,054	128,619
Net Utility Plant		\$ 607,615	\$ 420,118
Cash		10,876	7,217
Customer Accounts Receivable (141)			
Other Assets (Specify)			
-Accounts Receivable - Customer		7,426	2,140
-Loan Costs		8,251	
<b>Total Assets</b>		<b>\$ 634,168</b>	<b>\$ 429,475</b>
<b>Liabilities And Capital:</b>			
Common Stock Issued (201)	F-6	\$ 1,000	\$ 1,000
Preferred Stock Issued (204)	F-6		
Other Paid In Capital (211)		66,984	66,984
Retained Earnings (215)	F-6	(195,906)	(172,995)
Proprietary Capital (Proprietary and partnership only) (218)	F-6		
<b>Total Capital</b>		<b>\$ (127,922)</b>	<b>\$ (105,011)</b>
Long-Term Debt (224)	F-6	\$ 441,010	\$ 15,214
Accounts Payable (231)		17,741	220,036
Notes Payable (232)			
Customer Deposits (235)			
Accrued Taxes (236)		2,123	609
Other Liabilities (Specify)			
- Loans From Shareholder		195,709	195,709
Advances For Construction			
Contributions In Aid Of Construction - Net (271-272)	F-8	105,507	102,918
<b>Total Liabilities And Capital</b>		<b>\$ 634,168</b>	<b>\$ 429,475</b>

UTILITY NAME: Key Haven Utility Corporation

YEAR OF REPORT  
DECEMBER 31, 1989

NET UTILITY PLANT

Plant Accounts: (101-107) Inclusive	Water	Sewer	W & S Other Than Reporting Systems	Total
Utility Plant In Service (101)	\$	\$ 751,209	\$	\$ 751,209
Construction Work In Progress (105)		10,460		10,460
Other (Specify)				
Total Utility Plant	\$	\$ 761,669	\$	\$ 761,669

ACCUMULATED DEPRECIATION AND AMORTIZATION OF UTILITY PLANT

Account 108	Water	Sewer	W & S Other Than Reporting Systems	Total
Balance First Of Year	\$	\$ 128,619	\$	\$ 128,619
Credits During Year:				
Accruals charged to depreciation account	\$	\$ 25,435	\$	\$ 25,435
Salvage				
Other credits (specify)				
Total credits	\$	\$ 25,435	\$	\$ 25,435
Debits During Year:				
Book cost of plant retired	\$	\$	\$	\$
Cost of removal				
Other debits (specify)				
Total debits	\$	\$	\$	\$
Balance End Of Year	\$	\$ 154,054	\$	\$ 154,054



UTILITY NAME: Key Haven Utility Corporation

YEAR OF REPORT  
DECEMBER 31, 1989

CAPITAL STOCK ( 201 - 204 )

	Common Stock	Preferred Stock
Par or stated value per share -----	10	-----
Shares authorized -----	100	-----
Shares issued and outstanding -----	100	-----
Total par value of stock issued -----	1,000	-----
Dividends declared per share for year -----	none	-----

RETAINED EARNINGS ( 215 )

	Appropriated	Un-Appropriated
Balance first of year -----	\$ -----	\$ (172,995)
Changes during the year (specify):		
<u>Net Loss Year Ended December 31, 1989</u> -----	-----	( 22,911 )
-----	-----	-----
Balance end of year -----	\$ -----	\$ (195,906)

PROPRIETARY CAPITAL ( 218 )

	Proprietor Or Partner	Partner
Balance first of year -----	\$ -----	\$ -----
Changes during the year (specify):		
-----	-----	-----
-----	-----	-----
Balance end of year -----	\$ -----	\$ -----

LONG TERM DEBT ( 224 )

Description of Obligation (Including Nominal Date of Issue and Date of Maturity):	Interest		Principal Per Balance Sheet Date
	Rate	Pymts	
<u>Mortgage note dated April 5, 1989, payable in monthly installments through March 5, 1994, with remaining balance due April 5, 1994</u> -----	12.5	5,546	441,010
Total -----			\$441,010



TAXES ACCRUED ( 236 )

(a)	Water (b)	Sewer (c)	Other (d)	Total (e)
Balance first of year	\$	\$ 609	\$	\$ 609
Accruals charged:				
State ad valorem tax	\$	\$ 634	\$	\$ 634
Local property tax				
Federal income tax				
State income tax				
Regulatory assessment fee		3,274		3,274
Other (Specify) payroll taxes		1,015		1,015
-----				
Total Taxes Accrued	\$	\$ 4,923	\$	\$ 4,923
Taxes Paid:				
State ad valorem tax	\$	\$ 69	\$	\$ 69
Local property tax				
Federal income tax				
State income tax				
Regulatory assessment fee		2,201		2,201
Other (Specify) payroll taxes		1,139		1,139
-----				
Total Taxes Paid	\$	\$ 3,409	\$	\$ 3,409
Balance end of year	\$	\$ 2,123	\$	\$ 2,123

PAYMENTS FOR SERVICES RENDERED BY OTHER THAN EMPLOYEES

Report all information concerning rate, management, construction, advertising, labor relations, public relations, or other similar professional services rendered the respondent for which aggregate payments during the year to any corporation, partnership, individual, or organization of any kind whatever, amounting to \$500 or more.

Name of Recipient	Amount	Description of Service
Anti-Pollution Assoc.	\$ 28,917	plant supervision and maintenance
Anti-Pollution Assoc.	\$ 7,097	plant & collection system reno.
Southern Line Cleaning	\$ 186,855	plant & collection system reno.
Rose, Sundstrom & Bentley	\$ 4,454	legal fees
Moore & Wardlow	\$ 4,285	accounting fees - operating
Moore & Wardlow	\$ 10,000	accounting fees - construction
A. Wayne Lujan	\$ 5,000	construction management
Key Iron Works	\$ 10,460	collection system renovation
-----	\$	
-----	\$	
-----	\$	
-----	\$	

CONTRIBUTIONS IN AID OF CONSTRUCTION ( 271 )

(a)	Water (b)	Sewer (c)	Total (d)
Balance first of year	\$	\$ 208,215	\$ 208,215
Add credits during year			
<u>Total</u>	\$	\$ 10,400	\$ 10,400
Deduct charges during year		218,615	218,615
Balance end of year		218,615	218,615
Less Accumulated Amortization		113,108	113,108
Net CIAC	\$	\$ 105,507	\$ 105,507

ADDITIONS TO CONTRIBUTIONS IN AID OF CONSTRUCTION DURING YEAR (CREDITS)

Report below all developers or contractors agreements from which cash or property was received during the year.	Indicate "Cash" or "Property"	Water	Sewer
Sub-total		\$	\$
Report below all capacity charges, main extension charges and customer connections charges recieved during the year.			
Description of Charge	Number of Connections	Charge per Connection	
Customer Connection	7	\$ 1,200	\$ 8,400
Customer Connection	2	1,000	2,000
Total Credits During Year		\$ 10,400	\$ 10,400



**\*\* COMPLETION OF SCHEDULE ONLY REQUIRED IF AFUDC WAS CHARGED DURING YEAR \*\***

UTILITY NAME:           N/A          

YEAR OF REPORT DECEMBER 31, 19 <u>      </u>
---

**SCHEDULE 'A'**

**SCHEDULE OF COST OF CAPITAL USED FOR AFUDC CALCULATION (2)**

Class of Capital (a)	Dollar Amount (1) (b)	Percentage of Capital (c)	Actual Cost Rates (d)	Weighted Cost [c x d] (e)
Common Equity	\$	%	%	%
Preferred Stock		%	%	%
Long Term Debt		%	%	%
Customer Deposits		%	%	%
Tax Credits - Zero Cost		%	0.00 %	%
Tax Credits - Weighted Cost		%	%	%
Deferred Income Taxes		%	%	%
Other (Explain)		%	%	%
<b>Total</b>	\$	<b>100.00 %</b>		

- (1) Should equal amounts on Schedule B, Column (f), Page F-25.
- (2) Must be calculated using the same methodology used to calculate AFUDC rate approved by the Commission.

**APPROVED AFUDC RATE**

Current Commission approved AFUDC rate:	_____ %
Commission order approving AFUDC rate:	_____

\*\* COMPLETION OF SCHEDULE ONLY REQUIRED IF AFUDC WAS CHARGED DURING YEAR \*\*

UTILITY NAME:                     N/A                    

YEAR OF REPORT DECEMBER 31, 19 <u>    </u>
---

**SCHEDULE 'B'**

**SCHEDULE OF CAPITAL STRUCTURE ADJUSTMENTS**

Class of Capital (a)	Per Book Balance (b)	Non-utility Adjustments (c)	Non-juris. Adjustments (d)	Other (1) Adjustments (e)	Capital Structure Used for AFUDC Calculation (f)
Common Equity	\$	\$	\$	\$	\$
Preferred Stock					
Long Term Debt					
Customer Deposits					
Tax Credits - Zero Cost					
Tax Credits - Weighted Cost of Capital					
Deferred Income Taxes					
Other (Explain)					
<b>Total</b>	\$ <hr/> <hr/>	\$ <hr/> <hr/>	\$ <hr/> <hr/>	\$ <hr/> <hr/>	\$ <hr/> <hr/>

(1) Explain below all adjustments made in Column (e):



UTILITY NAME: \_\_\_\_\_ N/A \_\_\_\_\_

YEAR OF REPORT  
DECEMBER 31, 19\_\_

WATER UTILITY PLANT ACCOUNTS

Acct. No. (a)	Account Name (b)	Previous Year (c)	Additions (d)	Retirements (e)	Current Year (f)
301	Organization	\$	\$	\$	\$
302	Franchises				
303	Land and Land Rights				
304	Structures and Improvements				
305	Collecting and Impounding Reservoirs				
306	Lake, River and Other Intakes				
307	Wells and Springs				
308	Infiltration Galleries and Tunnels				
309	Supply Mains				
310	Power Generation Equipment				
311	Pumping Equipment				
320	Water Treatment Equipment				
330	Distribution Reservoirs and Standpipes				
331	Transmission and Distribution Mains				
333	Services				
334	Meters and Meter Installations				
335	Hydrants				
339	Other Plant and Miscellaneous Equipment				
340	Office Furniture and Equipment				
341	Transportation Equipment				
342	Stores Equipment				
343	Tools, Shop and Garage Equipment				
344	Laboratory Equipment				
345	Power Operated Equipment				
346	Communication Equipment				
347	Miscellaneous Equipment				
348	Other Tangible Plant				
	Total Water Plant	\$	\$	\$	\$

UTILITY NAME: \_\_\_\_\_ N/A \_\_\_\_\_

ANALYSIS OF ACCUMULATED DEPRECIATION BY PRIMARY ACCOUNT - WATER

YEAR OF REPORT  
DECEMBER 31, 19\_\_

Acct. No. (a)	Account (b)	Average Service Life in Years (c)	Average Salvage In Percent (d)	Depr. Rate Applied (e)	Accumulated Depreciation Balance Previous Year (f)	Debits (g)	Credits (h)	Accumulated Depreciation Balance End of Year (i)
304	Structures & Improvements	--	%	%	\$	\$	\$	\$
305	Collecting & Impounding Reservoirs	--	%	%	\$	\$	\$	\$
306	Lake River & Other Intakes	--	%	%	\$	\$	\$	\$
307	Well & Springs	--	%	%	\$	\$	\$	\$
308	Infiltration Galleries & Tunnels	--	%	%	\$	\$	\$	\$
309	Supply Mains	--	%	%	\$	\$	\$	\$
310	Power Generating Equipment	--	%	%	\$	\$	\$	\$
311	Pumping Equipment	--	%	%	\$	\$	\$	\$
320	Water Treatment Equipment	--	%	%	\$	\$	\$	\$
330	Distribution Reservoirs & Standpipes	--	%	%	\$	\$	\$	\$
331	Trans. & Dist. Mains	--	%	%	\$	\$	\$	\$
333	Services	--	%	%	\$	\$	\$	\$
334	Meter & Meter Installations	--	%	%	\$	\$	\$	\$
335	Hydrants	--	%	%	\$	\$	\$	\$
339	Other Plant and	--	%	%	\$	\$	\$	\$
340	Miscellaneous Equipment	--	%	%	\$	\$	\$	\$
340	Office Furniture and Equipment	--	%	%	\$	\$	\$	\$
341	Transportation Equipment	--	%	%	\$	\$	\$	\$
342	Stores Equipment	--	%	%	\$	\$	\$	\$
393	Tools, Shop and Garage Equipment	--	%	%	\$	\$	\$	\$
344	Laboratory Equipment	--	%	%	\$	\$	\$	\$
345	Power Operated Equipment	--	%	%	\$	\$	\$	\$
346	Communication Equipment	--	%	%	\$	\$	\$	\$
347	Miscellaneous Equipment	--	%	%	\$	\$	\$	\$
348	Other Tangible Plant	--	%	%	\$	\$	\$	\$
	Totals				\$	\$	\$	\$



UTILITY NAME:                     N/A                    

YEAR OF REPORT DECEMBER 31, 19 <u>      </u>
---

**WATER OPERATION AND MAINTENANCE EXPENSE**

Acct. No.	Account Name	Amount
601	Salaries and Wages - Employees	\$ -----
603	Salaries and Wages - Officers, Directors, and Majority Stockholders	-----
604	Employee Pensions and Benefits	-----
610	Purchased Water	-----
615	Purchased Power	-----
616	Fuel for Power Production	-----
618	Chemicals	-----
620	Materials and Supplies	-----
630	Contractual Services	-----
640	Rents	-----
650	Transportation Expense	-----
655	Insurance Expense	-----
665	Regulatory Commission Expenses	-----
670	Bad Debt Expense	-----
675	Miscellaneous Expenses	-----
	<b>Total Water Operation And Maintenance Expense</b>	\$ -----

**WATER CUSTOMERS**

Description	Number First of Year	Additions	Disconnects	Number End of Year
<b>Metered Customers:</b>				
5/8 X 3/4"	-----	-----	-----	-----
1"	-----	-----	-----	-----
1 - 1/2"	-----	-----	-----	-----
2"	-----	-----	-----	-----
2 - 1/2"	-----	-----	-----	-----
3"	-----	-----	-----	-----
<b>Other (Specify):</b>				
_____	-----	-----	-----	-----
_____	-----	-----	-----	-----
_____	-----	-----	-----	-----
<b>Unmetered Customers</b>	-----	-----	-----	-----
<b>Total Customers</b>	-----	-----	-----	-----





UTILITY NAME: \_\_\_\_\_ N/A \_\_\_\_\_

YEAR OF REPORT  
DECEMBER 31, 19\_\_

SYSTEM NAME: \_\_\_\_\_

WELLS AND WELL PUMPS

(a)	(b)	(c)	(d)	(e)
Year Constructed	-----	-----	-----	-----
Types of Well Construction and Casing	-----	-----	-----	-----
-----	-----	-----	-----	-----
Depth of Wells	-----	-----	-----	-----
Diameters of Wells	-----	-----	-----	-----
Pump - GPM	-----	-----	-----	-----
Motor - HP	-----	-----	-----	-----
Yields of Wells in GPD	-----	-----	-----	-----
Auxiliary Power	-----	-----	-----	-----

RESERVOIRS

(a)	(b)	(c)	(d)	(e)
Description (steel, concrete or pneumatic)	-----	-----	-----	-----
Capacity of Tank	-----	-----	-----	-----
Ground or Elevated	-----	-----	-----	-----

HIGH SERVICE PUMPING

Motors (a)	(b)	(c)	(d)	(e)
Manufacturer	-----	-----	-----	-----
Type	-----	-----	-----	-----
Rated Horsepower	-----	-----	-----	-----
Pumps	-----	-----	-----	-----
Manufacturer	-----	-----	-----	-----
Type	-----	-----	-----	-----
Capacity in GPM	-----	-----	-----	-----
Average Number Of Hours Operated Per Day	-----	-----	-----	-----
Auxiliary Power	-----	-----	-----	-----

Utility Name \_\_\_\_\_ N/A \_\_\_\_\_

YEAR OF REPORT  
DECEMBER 31, 19\_\_

SOURCE OF SUPPLY

List for each source of supply:

Gals. per day of source	-----	-----	-----
Type of source	-----	-----	-----

WATER TREATMENT FACILITIES

List for each water treatment facility:

Type	-----	-----	-----
Make	-----	-----	-----
Gals. per day capacity	-----	-----	-----
Method of measurement	-----	-----	-----

OTHER WATER SYSTEM INFORMATION

Furnish information below for each system not physically connected with another facility. A separate page should be supplied where necessary.

1. Present ERC's \* now being served -----
2. Present ERC's \* that system can efficiently serve -----
3. Estimated annual increase in ERC's \* -----
4. List fire fighting facilities and capacities -----  
-----
5. List percent of certificated area where service connections are installed (total for each county) -----
6. What is the current need for system upgrading and/or expansion? -----  
-----
7. What are plans for future system upgrading and/or expansion? -----  
-----
8. Have questions 6 and 7 been discussed with an engineer (if so, state name and address)? -----
9. Have questions 6 and 7 been discussed with appropriate state sanitary engineering office? -----

\* ERC = (Total Gallons Sold / 365 days) / 350 Gallons Per Day



SEWER UTILITY PLANT ACCOUNTS

Acct. No. (a)	Account name (b)	Previous Year (c)	Additions (d)	Retirements (e)	Current Year (f)
351	Organization	\$	\$	\$	\$
352	Franchises				
353	Land and Land Rights	5,666			5,666
354	Structures and Improvements				
360	Collection Sewers - Force	182,103	212,933		395,036
361	Collection Sewers - Gravity				
362	Special Collecting Structures				
363	Services to Customers				
364	Flow Measuring Devices				
365	Flow Measuring Installations				
370	Receiving Wells	10,400			10,400
371	Pumping Equipment	25,094			25,094
380	Treatment and Disposal Equipment				
381	Plant Sewers	325,474			325,474
382	Outfall Sewer Lines				
389	Other Plant and Miscellaneous Equipment				
390	Office Furniture and Equipment				
391	Transportation Equipment				
392	Stores Equipment				
393	Tools, Shop and Garage Equipment				
394	Laboratory Equipment				
395	Power Operated Equipment				
396	Communication Equipment				
397	Miscellaneous Equipment				
398	Other Tangible Plant				
	<b>Total Sewer Plant</b>	<b>\$ 548,737</b>	<b>\$ 212,933</b>	<b>\$</b>	<b>\$ 761,670</b>

UTILITY NAME: Key Haven Utility Corporation

ANALYSIS OF ACCUMULATED DEPRECIATION BY PRIMARY ACCOUNT - SEWER

YEAR OF REPORT  
DECEMBER 31, 1989

Acct. No. (a)	Account (b)	Average Service Life In Years (c)	Average Salvage In Percent (d)	Depr. Rate Applied (e)	Accumulated Depreciation Balance Previous Year (f)	Debits (g)	Credits (h)	Accumulated Depreciation Balance End of Year (i)
354	Structures and Improvements	--	%	%	\$		\$	\$
360	Collection Sewers - Force	--	%	3.66%	14,064		12,224	26,288
361	Collection Sewers - Gravity	--	%					
362	Special Collecting Structures	--	%					
363	Services to Customers	--	%					
364	Flow Measuring Devices	--	%					
365	Flow Measuring Installations	--	%					
370	Receiving Wells	--	%	3.66%	159		381	540
371	Pumping Equipment	--	%					
380	Treatment and Disposal Equipment	--	%	3.66%	230		918	1,148
381	Plant Sewers	--	%					
382	Outfall Sewer Lines	--	%	3.66%	114,166		11,912	126,078
389	Other Plant and Miscellaneous Equipment	--	%					
390	Office Furniture and Equipment	--	%					
391	Transportation Equipment	--	%					
392	Stores Equipment	--	%					
393	Tools, Shop and Garage Equipment	--	%					
394	Laboratory Equipment	--	%					
395	Power Operated Equipment	--	%					
396	Communication Equipment	--	%					
397	Miscellaneous Equipment	--	%					
398	Other Tangible Plant	--	%					
	Totals				\$ 128,619	\$	\$ 24,435	\$ 154,054



UTILITY NAME: Key Haven Utility Corporation

YEAR OF REPORT DECEMBER 31, 1989
-------------------------------------

SEWER OPERATION AND MAINTENANCE EXPENSE

Acct. No.	Account Name	Amount
701	Salaries and Wages - Employees	\$ 12,300
703	Salaries and Wages - Officers, Directors, and Majority Stockholders	-----
704	Employee Pensions and Benefits	-----
710	Purchased Sewage Treatment	-----
711	Sludge Removal Expense	-----
715	Purchased Power	12,304
716	Fuel for Power Production	12,516
718	Chemicals	-----
720	Materials and Supplies	6,102
730	Contractual Services	-----
740	Rents	24,568
750	Transportation Expense	-----
755	Insurance Expense	2,352
765	Regulatory Commission Expenses	-----
770	Bad Debt Expense	-----
775	Miscellaneous Expenses	2,152
	Total Sewer Operation And Maintenance Expense	\$ 72,294

SEWER CUSTOMERS

Description	Number First of Year	Additions	Disconnects	Number End of Year
Measured Service				
Customers By Water				
Meter Size:				
5/8 X 3/4"	-----	-----	-----	-----
1"	-----	-----	-----	-----
1 - 1/2"	-----	-----	-----	-----
2"	-----	-----	-----	-----
2 - 1/2"	-----	-----	-----	-----
3"	-----	-----	-----	-----
Other (Specify):	-----	-----	-----	-----
-----	-----	-----	-----	-----
-----	-----	-----	-----	-----
Unmetered Customers	342	9	-----	351
Total Customers	342	9	-----	351

PUMPING EQUIPMENT

Lift station number	- 1 -	- 2 -	- 3 -	- 4 -		
Make or type and nameplate data of pump						
Gorman Rupp 2 per station	I3A2-B	I3A2-B	I3C2-B	I3A2-B		
Year installed						
Rated capacity per pump	100 gpm	100 gpm	100 gpm	100 gpm		
Size	3"	3"	3"	3"		
Power:						
Electric duplex control all stations						
Mechanical						
Nameplate data of motor	2hp/3hp	2hp/3hp	3hp/3hp	3hp/3hp		

SERVICE CONNECTIONS

Size (inches)	N/A					
Type (PVC, VCP, etc.)						
Average length						
Number of active service connections						
Beginning of year						
Added during year						
Retired during year						
End of year						
Give full particulars concerning inactive connections						

COLLECTING AND FORCE MAINS AND MANHOLES

	Collecting Mains				Force Mains			
Size (inches)	8"				4"			
Type of main	VCP				PVC			
Length of main (nearest foot):								
Beginning of year	22,600				9,300			
Added during year	none				none			
Retired during year	none							
End of year								
<b>Manholes</b>								
Size								
Type	brick							
Number:								
Beginning of year								
Added during year	none							
Retired during year	none							
End of year								



UTILITY NAME: Key Haven Utility Corporation

YEAR OF REPORT  
DECEMBER 31, 19 89

SYSTEM NAME: \_\_\_\_\_

TREATMENT PLANT

Manufacturer	<u>Maroff</u>		
Type			
"Steel" or "Concrete"	<u>concrete</u>		
Total Capacity	<u>100,000</u>		
Average Daily Flow	<u>62,000</u>		
Effluent Disposal	<u>injection walls</u>		
Total Gallons of Sewage Treated	<u>22,630.00 approx.</u>		

MASTER LIFT STATION PUMPS

Manufacturer	<u>Garman Rupp</u>				
Capacity	<u>100 gal per min.</u>				
Motor : Mfr.					
Horsepower	<u>3 hp</u>				
Power (Electric or Mechanical)	<u>electrical</u>				

OTHER SEWER SYSTEM INFORMATION

1. Present number of ERC's \* being served 225
  2. Maximum number of ERC's \* which can be 364
  3. Estimated annual increase in ERC's \* 10
  4. List permit numbers required by Chapter 17-4, Rules of the Department of Environmental Regulation (DER) for systems in operation.
  5. State any plans and estimated completion dates for any enlargements of this system undetermined
  6. If present systems do not meet the requirements of Chapter 17-4, Rules of the DER, submit the following:
    - a. Evaluation of the present plant or plants in regard to meeting the DER's rules.
    - b. Plans for funding and construction of the required upgrading.
    - c. Have these plans been coordinated with the DER? \_\_\_\_\_
    - d. Do they concur? \_\_\_\_\_
    - e. When will construction begin? \_\_\_\_\_
  7. In what percent of your certificated area have service connections been installed? 100 %
- \* ERC = (Total Gallons Treated / 365 days) / 275 Gallons Per Day
- Note: Total Gallons Treated includes both sewage treated and purchased sewage treatment

UTILITY NAME: Key Haven Utility Corporation

YEAR OF REPORT  
DECEMBER 31, 1989


CERTIFICATION OF ANNUAL REPORT

I HEREBY CERTIFY, to the best of my knowledge and belief:

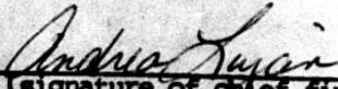
- YES NO  
( x ) ( ) 1. The utility is in substantial compliance with the Uniform System of Accounts prescribed by the Florida Public Service Commission.
- YES NO  
( x ) ( ) 2. The utility is in substantial compliance with all applicable rules and orders of the Florida Public Service Commission.
- YES NO  
( x ) ( ) 3. There have been no communications from regulatory agencies concerning noncompliance with, or deficiencies in, financial reporting practices that could have a material effect on the financial statement of the utility.
- YES NO  
( x ) ( ) 4. The annual report fairly represents the financial condition and results of operations of the respondent for the period presented and other information and statements presented in the report as to the business affairs of the respondent are true, correct and complete for the period for which it represents.

Items Certified

1. 2. 3. 4.  
( x ) ( x ) ( x ) ( x )

  
\_\_\_\_\_  
(signature of chief executive officer of the utility) \*

1. 2. 3. 4.  
( x ) ( x ) ( x ) ( x )

  
\_\_\_\_\_  
(signature of chief financial officer of the utility) \*

\* Each of the four items must be certified YES or NO. Each item need not be certified by both officers. The items being certified by the officer should be indicated in the appropriate area to the left of the signature.

NOTICE: Section 837.06, Florida Statutes, provides that any person who knowingly makes a false statement in writing with the intent to mislead a public servant in the performance of his duty shall be guilty of a misdemeanor of the second degree.