

CLASS "B"

WATER and/or SEWER UTILITIES


(Gross Revenue of \$150,000 or More but Less Than \$750,000 Each)

ANNUAL REPORT

OF

SU336 44
Mr. Joe Davis
K W Resort Utilities Corporation
% Davis Water Analysis
P. O. Box 2125
Key West, FL 33045-2125

168-S
Certificate Number(s)



OFFICIAL COPY
Do Not Remove From this Office

FOR THE
YEAR ENDED DECEMBER 31, 19 92

General Instructions

1. Prepare this report in conformity with the 1984 National Association of Regulatory Utility Commissioners Uniform System of Accounts for Water and/or Sewer Utilities.
2. Interpret all accounting words and phrases in accordance with the USOA.
3. Complete each question fully and accurately, even if it has been answered in a previous annual report. Enter the word "None" where it truly and completely states the fact.
4. For any question, section, or page which is not applicable to the respondent enter the words "Not Applicable". Do not omit any pages.
5. Where dates are called for, the month and day should be stated as well as the year.
6. All schedules requiring dollar entries should be rounded to the nearest dollar unless otherwise specifically indicated.
7. Complete this report by means which result in a permanent record, such as by typewriter.
8. If there is not enough room on any schedule, an additional page or pages may be added provided the format of the added schedule matches the format of the schedule with not enough room. Such a schedule should reference the appropriate schedules, state the name of the utility, and state the year of the report.
9. If it is necessary or desirable to insert additional statements for the purpose of further explanation of schedules, such statement should be made at the bottom of the page or an additional page inserted. Any additional pages should state the name of the utility, the year of the report, and reference the appropriate schedule.
10. The report should be filled out in quadruplicate and the original and two copies returned by March 31 of the year following the date of the report. The report should be returned to:

Florida Public Service Commission
Division of Water and Sewer
101 East Gaines Street
Tallahassee, Florida 32399-0873

TABLE OF CONTENTS

Schedule	Page	Schedule	Page
Executive Summary			
Certification	E-1	Directors and Affiliates	E-7
General Information	E-2	Affiliation of Officers & Directors	E-8
Directory of Personnel Who Contact the Fla. Public Service Commission	E-3	Businesses Which Are A Byproduct, Coproduct or Joint Product Result of Providing Service	E-9
Company Profile	E-4	Business Transactions With Related Parties - Part I and II	E-10
Parent/Affiliate Organization Chart	E-5	Composite of Statistics	E-11
Compensation of Officers & Directors	E-6		
Business Contracts With Officers,			
Financial Section			
Comparative Balance Sheet - Assets and Other Debits	F-1	Companies	F-13
Comparative Balance Sheet - Equity Capital and Liabilities	F-2	Capital Stock	F-14
Comparative Operating Statement	F-3	Long Term Debt	F-14
Schedule of Year End Rate Base	F-4	Statement of Retained Earnings	F-15
Utility Plant	F-5	Bonds	F-16
Utility Plant Acquisition Adjustments	F-5	Advances from Associated Companies	F-16
Accumulated Depreciation	F-6	Accrued Taxes	F-17
Accumulated Amortization	F-6	Accrued Interest	F-18
Nonutility Property	F-7	Regulatory Commission Expense - Amortization of Rate Case Expense	F-18
Special Deposits	F-7	Misc. Current & Accrued Liabilities	F-19
Investments and Special Funds	F-8	Advances For Construction	F-19
Accounts and Notes Receivable - Net	F-9	Contributions In Aid Of Construction	F-20
Accounts Receivable from Associated Companies	F-10	Additions to CIAC Received from Capacity, Main Extension and Customer Connection Charges	F-21
Notes Receivable from Associated Companies	F-10	Accum. Amortization of C.I.A.C.	F-21
Prepayments	F-11	Additions to CIAC Received from All Developers or Contractors Agreements	F-22
Miscellaneous Deferred Debits	F-11	Reconciliation of Reported Net Income With Taxable Income For	
Unamortized Debt Discount and Expense and Premium on Debt	F-12	Federal Income Taxes	F-23
Extraordinary Property Losses	F-12	AFUDC Calculation	F-24
Notes Payable	F-13	AFUDC Capital Structure Adjustments	F-25
Accounts Payable to Associated			
Water Operation Section			
Water Utility Plant Accounts	W-1	Statistics	W-6
Water Utility Expense Accounts	W-2	Water Treatment Plant, Mains, Services and Meters	W-7
Water Operating Revenue	W-3	Wells and Well Pumps, Reservoirs, and High Service Pumping	W-8
Basis for Water Depreciation Charges	W-4	Other Water System Information	W-9
Analysis of Entries in Water Depreciation Reserve	W-5	Calculation of ERC's	W-10
Pumping and Purchased Water			
Sewer Operation Section			
Sewer Utility Plant Accounts	S-1	Pumping Equipment and Service Connections	S-6
Sewer Utility Expense Accounts	S-2	Collecting and Force Mains	S-7
Sewer Operating Revenue	S-3	Other Sewer System Information	S-8
Basis for Sewer Depreciation Charges	S-4	Calculation of ERC's	S-9
Analysis of Entries in Sewer Depreciation Reserve	S-5		

EXECUTIVE SUMMARY

CERTIFICATION OF ANNUAL REPORT

UTILITY NAME: KW RESORT UTILITIES CORP

YEAR OF REPORT
DECEMBER 31, 1997

I HEREBY CERTIFY, to the best of my knowledge and belief:

YES NO
() () 1. The utility is in substantial compliance with the Uniform System of Accounts prescribed by the Florida Public Service Commission.


YES NO
() () 2. The utility is in substantial compliance with all applicable rules and orders of the Florida Public Service Commission.

YES NO
() () 3. There have been no communications from regulatory agencies concerning noncompliance with, or deficiencies in, financial reporting practices that could have a material effect on the financial statement of the utility.

YES NO
() () 4. The annual report fairly represents the financial condition and results of operations of the respondent for the period presented and other information and statements presented in the report as to the business affairs of the respondent are true, correct and complete for the period for which it represents.

Items Certified

1. 2. 3. 4.
() () () ()



(signature of chief executive officer of the utility) *

1. 2. 3. 4.
() () () ()

(signature of chief financial officer of the utility) *

* Each of the four items must be certified YES or NO. Each item need not be certified by both officers. The items being certified by the officer should be indicated in the appropriate area to the left of the signature.

NOTICE: Section 837.06, Florida Statutes, provides that any person who knowingly makes a false statement in writing with the intent to mislead a public servant in the performance of his duty shall be guilty of a misdemeanor of the second degree.

ANNUAL REPORT OF

KW RESORT UTILITIES CORP
(Exact Name of Utility)

County: MONROE

List below the exact mailing address of the utility for which normal correspondence should be sent:

KW RESORT UTILITIES CORP
C/O DAVIS WATER ANALYSIS
PO BOX 2125
KEY WEST FLORIDA 33045 Telephone: (305) 296-3826

Name and address of person to whom correspondence concerning this report should be addressed:

JOE DAVIS
DAVIS WATER ANALYSIS
PO BOX 2125
KEY WEST FLORIDA 33045 Telephone: (305) 296-3826

List below the address of where the utility's books and records are located:

KW RESORT UTILITIES
6630 FRONT STREET
KEY WEST FLORIDA 33045
Telephone: (305) 294-9578

List below any groups auditing or reviewing the records and operations:

AHEARN, JASCO + COMPANY
CERTIFIED PUBLIC ACCOUNTANTS

Date of original organization of the utility: 01 / 01 / 72

Check the appropriate business entity of the utility as filed with the Internal Revenue Service:

Individual Partnership Sub S Corporation 1120 Corporation

List below every corporation or person owning or holding directly or indirectly 5 percent or more of the voting securities of the utility:

	Name	Percent Ownership
1.	<u>KW RESORT HOLDINGS CORP</u>	<u>100 %</u>
2.		%
3.		%
4.		%
5.		%
6.		%
7.		%
8.		%
9.		%
10.		%

UTILITY NAME: KW RESORT UTILITY CORP

YEAR OF REPORT
DECEMBER 31, 1997

DIRECTORY OF PERSONNEL WHO CONTACT THE FLORIDA PUBLIC SERVICE COMMISSION

NAME OF COMPANY REPRESENTATIVE (1)(2)	TITLE OR POSITION	ORGANIZATIONAL UNIT TITLE (3)	USUAL PURPOSE FOR CONTACT WITH FPSC
JOE DAVIS	MANAGER	DAVIS WATER ANALYSIS	MANAGER OF UTILITY OPERATIONS
ANTHONY M. PALERMO	CPA	AHEARN, JASCO + COMPANY	AUDITOR

- (1) Also list appropriate legal counsel, accountants and others who may not be on general payroll.
- (2) Provide individual telephone numbers if the person is not normally reached at the company.
- (3) Name of company employed by if not on general payroll.

UTILITY NAME: KW RESORT UTILITIES CORP

YEAR OF REPORT
DECEMBER 31, 1997

COMPANY PROFILE

Provide a brief narrative company profile which covers the following areas:

- A. Brief company history.
- B. Public services rendered.
- C. Major goals and objectives.
- D. Major operating divisions and functions.
- E. Current and projected growth patterns.
- F. Major transactions having a material effect on operations.

KW RESORT UTILITIES CORP WAS INCORPORATED FOR THE PURPOSE OF TAKING POSSESSION OF A SEWAGE UTILITY, LOCATED ON STOCK ISLAND, FLORIDA FROM A TRUSTEE OF THE COURT. POSSESSION WAS TAKEN ON JANUARY 1, 1985.

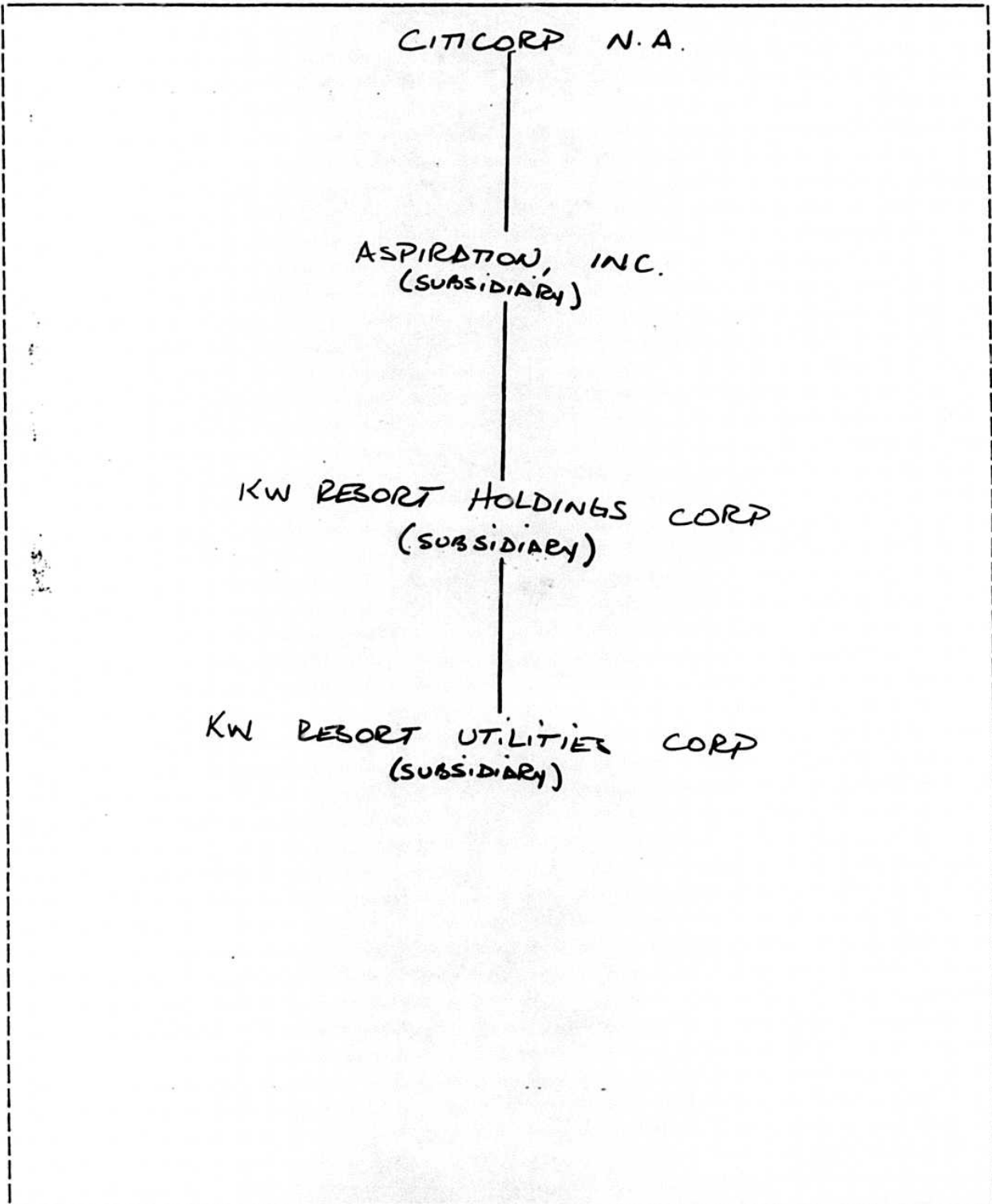
KW RESORT UTILITIES CORP PROVIDES SEWAGE TREATMENT SERVICES TO MAINLY RESIDENTIAL CUSTOMERS IN THE IMMEDIATE VICINITY OF THE PLANT.

UTILITY NAME: KW RESORT UTILITY CORP

YEAR OF REPORT DECEMBER 31, 19 <u>97</u>

PARENT / AFFILIATE ORGANIZATION CHART
Current as of 12/31/97

Complete below an organizational chart that shows all parents and subsidiaries of the utility. The chart must also show the relationship between the utility and the affiliates listed on E-7, E-10(a) and E-10(b).



UTILITY NAME: KW RESORT UTILITY CORP

YEAR OF REPORT
DECEMBER 31, 1997

COMPENSATION OF OFFICERS

For each officer, list the time spent on respondent as an officer compared to time spent on total business activities and the compensation received as an officer from the respondent.

NAME (a)	TITLE (b)	% OF TIME SPENT AS OFFICER OF UTILITY (c)	OFFICERS COMPENSATION (d)
WILLIAM CAHILL	PRESIDENT	1.0	\$ -0-
WILLIAM HERMAN	VICE-PRESIDENT	1.0	\$ -0-
PAUL CHRONIS	VICE-PRESIDENT & SECRETARY	1.0	\$ -0-
GERARD STAUDT	VICE-PRESIDENT	1.0	\$ -0-
BATTY GOLDMAN	ASSISTANT SECRETARY	1.0	\$ -0-
TERESA BRANAI	VICE-PRESIDENT & TREASURER	1.0	\$ -0-
RICHARD RUSSO	VICE-PRESIDENT & ASST. TREAS	1.0	\$ -0-
PATRICK VENEZIANO	VICE-PRESIDENT & ASST. TREAS	1.0	\$ -0-
JOHN FLANAGAN	VICE-PRESIDENT & ASST. TREAS	1.0	\$ -0-

COMPENSATION OF DIRECTORS

For each director, list the number of director meetings attended by each director and the compensation received as a director from the respondent.

NAME (a)	TITLE (b)	NUMBER OF DIRECTORS MEETINGS ATTENDED (c)	DIRECTORS COMPENSATION (d)
WILLIAM CAHILL	PRESIDENT	1	\$ -0-
WILLIAM HERMAN	VICE-PRESIDENT	1	\$ -0-
			\$
			\$
			\$
			\$
			\$

UTILITY NAME: KW RESORT UTILITY CORP

YEAR OF REPORT
DECEMBER 31, 1997

BUSINESS CONTRACTS WITH OFFICERS, DIRECTORS AND AFFILIATES

List all contracts, agreements, or other business arrangements* entered into during the calendar year (other than compensation related to position with Respondents) between the Respondent and officer and director listed on page E-6. In addition, provide the same information with respect to professional services for each firm, partnership, or organization with which the officer or director is affiliated.

NAME OF OFFICER, DIRECTOR OR AFFILIATE (a)	IDENTIFICATION OF SERVICE OR PRODUCT (b)	AMOUNT (c)	NAME AND ADDRESS OF AFFILIATED ENTITY (d)
NONE		\$	

*Business Agreement, for this schedule, shall mean any oral or written business deal which binds the concerned parties for products or services during the reporting year or future years. Although the Respondent and/or other companies will benefit from the arrangement, the officer or director is, however, acting on his behalf or for the benefit of other companies or persons.

UTILITY NAME: KW RESORT UTILITY CORP

YEAR OF REPORT
DECEMBER 31, 1997

AFFILIATION OF OFFICERS AND DIRECTORS

For each of the officials listed on page E-6, list the principle occupation or business affiliation and all affiliations or connections with any other business or financial organizations, firms, or partnerships. For purposes of this part, an official will be considered to have an affiliation with any business or financial organization, firm or partnership in which he is an officer, director, trustee, partner, or a person exercising similar functions.

NAME (a)	PRINCIPLE OCCUPATION OR BUSINESS AFFILIATION (b)	AFFILIATION OR CONNECTION (c)	NAME AND ADDRESS OF AFFILIATION OR CONNECTION (d)
NONE			

UTILITY NAME: KW RESORT UTILITY CORP

YEAR OF REPORT
DECEMBER 31, 1997

BUSINESSES WHICH ARE A BYPRODUCT, COPRODUCT OR JOINT PRODUCT RESULT OF PROVIDING WATER OR SEWER SERVICE

Complete the following for any business which is conducted as a byproduct, coproduct or joint product as a result of providing water and/or sewer service. This would include any business which requires the use of utility land and facilities. Examples of these types of businesses would be orange groves, nurseries, tree farms, fertilizer manufacturing, etc. This would not include any business for which the assets are properly included in Account 121 - Nonutility Property along with the associated revenues and expenses segregated out as nonutility also.

BUSINESS OR SERVICE CONDUCTED (a)	ASSETS		REVENUES		EXPENSES	
	BOOK COST OF ASSETS (b)	ACCT. NO. (c)	REVENUES GENERATED (d)	ACCT. NO. (e)	EXPENSES INCURRED (f)	ACCT. NO. (g)
NONE	\$		\$		\$	

UTILITY NAME: KW RESORT UTILITY CORP

YEAR OF REPORT
DECEMBER 31, 19 97

BUSINESS TRANSACTIONS WITH RELATED PARTIES

List each contract, agreement, or other business transaction exceeding a cumulative amount of \$500 in any one year, entered into between the Respondent and a business or financial organization, firm, or partnership named on pages E-2 and E-6 identifying the parties, amounts, dates and product, asset, or service involved.

Part I. Specific Instructions: Services and Products Received or Provided

1. Enter in this part all transactions involving services and products received or provided.
2. Below are some types of transactions to include:
 - management, legal and accounting services
 - computer services
 - engineering & construction services
 - repairing and servicing of equipment
 - material and supplies furnished
 - leasing of structures, land and equipment
 - rental transactions
 - sale, purchase or transfer of various products

NAME OF COMPANY OR RELATED PARTY (a)	DESCRIPTION SERVICE AND/OR NAME OF PRODUCT (b)	CONTRACT OR AGREEMENT EFFECTIVE DATES (c)	ANNUAL CHARGES	
			(P)urchased/ or (S)old (d)	/AMOUNT (e)
NONE				\$

BUSINESS TRANSACTIONS WITH RELATED PARTIES (Cont'd)

Part II. Specific Instructions: Sale, Purchase and Transfer of Assets

1. Enter in this part all transactions relating to the purchase, sale or transfer of assets.
2. Below are examples of some types of transactions to include:
 - purchase, sale or transfer of equipment.
 - purchase, sale or transfer of land and structures.
 - purchase, sale or transfer of securities.
 - noncash transfers of assets.
 - noncash dividends other than stock dividends.
 - writeoff of bad debts or loans.
3. The columnar instructions follow:
 - (a) Enter name of related party or company.
 - (b) Describe briefly the type of assets purchased, sold or transferred.
 - (c) Enter the total received or paid. Indicate purchase with "P" and sale with "S".
 - (d) Enter the net book value for each item reported.
 - (e) Enter the net profit or loss for each item (column (c) - column (d)).
 - (f) Enter the fair market value for each item reported. In space below or in a supplemental schedule, describe the basis used to calculate fair market value.

NAME OF COMPANY OR RELATED PARTY (a)	DESCRIPTION OF ITEMS (b)	SALE OR PURCHASE PRICE (c)	NET BOOK VALUE (d)	GAIN OR LOSS (e)	FAIR MARKET VALUE (f)
NONE		\$	\$	\$	\$

UTILITY NAME: KW RESORT UTILITY CORP

YEAR OF REPORT DECEMBER 31, 19 <u>97</u>

COMPOSITE STATISTICS FOR ALL
PRIVATELY OWNED WATER AND SEWER UTILITIES UNDER AGENCY JURISDICTION

DESCRIPTION (a)	WATER (b)	SEWER (c)
PLANT (Intrastate Only)(000's Omitted):		
Plant in Service	\$	\$ 3499
Construction Work In Progress		
Plant Acquisition Adjustment		
Plant Held For Future Use		
Materials and Supplies		
Less:		
Accumulated Depreciation and Accumulated Amortization		1262
Contributions In Aid Of Construction		87
Net Book Cost	\$	\$ 1420
REVENUES AND EXPENSES (Intrastate Only)(000's Omitted):		
Operating Revenues	\$	\$ 379
Depreciation and Amortization Expense	\$	\$ 95
Income Tax Expense		
Taxes Other Than Income		21
Other Operating Expenses		250
Total Operating Expenses	\$	\$ 366
Net Operating Income	\$	\$ 13
Other Income	\$	\$
Other Income Deductions		199
Net Income <u><Loss></u>	\$	\$ <186>
CUSTOMERS (Intrastate Only):		
Residential - Yearly Average		759
Commercial - Yearly Average		16
Industrial - Yearly Average		
Others - Yearly Average		
Total		775
OTHER STATISTICS (Intrastate Only):		
Average Annual Residential Use Per 1,000 Gallons		N/A
Average Annual Residential Cost Per 1,000 Gallons	\$	\$ N/A
Average Residential Monthly Bill	\$	\$ 33.86
Gross Plant Investment Per Customer	\$	\$ 4.51



To the Board of Directors
K W Resort Utilities Corporation
Key West, Florida

We have compiled the balance sheets of K W Resort Utilities Corporation (a subsidiary of K W Resort Holdings Corporation) as of December 31, 1997 and 1996, and the related statements of income and accumulated deficit for the years then ended included in the accompanying prescribed form in accordance with Statements of Standards for Accounting and Review Services issued by the American Institute of Certified Public Accountants.

Our compilation was limited to presenting in the form prescribed by the State of Florida Public Service Commission information that is the representation of management. We have not audited or reviewed the financial statements referred to above and, accordingly, do not express an opinion or any other form of assurance on them.

These financial statements are presented in accordance with the requirements of the State of Florida Public Service Commission, which differ from generally accepted accounting principles. Accordingly, these financial statements are not designed for those who are not informed about such differences.


AHEARN, JASCO + COMPANY
Certified Public Accountants

March 19, 1998

FINANCIAL
SECTION

UTILITY NAME: KW RESORT UTILITY CORP

YEAR OF REPORT
DECEMBER 31, 1997

COMPARATIVE BALANCE SHEET - ASSETS AND OTHER DEBITS

ACCT. NO. (a)	ACCOUNT NAME (b)	REF. PAGE (c)	CURRENT YEAR (d)	PREVIOUS YEAR (e)
UTILITY PLANT				
101-105	Utility Plant	F-5	\$ 3499959	\$ 2650440
108-110	Less: Accumulated Depreciation and Amortization	F-6	1262949	1160835
	Net Plant		\$ 2237010	\$ 1489605
114-115	Utility Plant Acquisition Adjustments (Net)	F-5		
	Other Plant Adj. (Specify)			
	Total Net Utility Plant		\$ 2237010	\$ 1489605
OTHER PROPERTY AND INVESTMENTS				
121	Nonutility Property	F-7	\$ 6295	\$ 6295
122	Less: Accumulated Depreciation and Amortization		6295	6295
	Net Nonutility Property		\$ -0-	\$ -0-
123	Investment In Associated Companies	F-8		
124	Utility Investments	F-8		
125	Other Investments	F-8		
127	Other Special Funds	F-8		
	Total Other Property & Investments		\$ -0-	\$ -0-
CURRENT AND ACCRUED ASSETS				
131	Cash		\$ 68239	\$ 313872
132	Special Deposits	F-7		
134	Working Funds			
135	Temporary Cash Investments			
141-144	Accounts and Notes Receivable, Less Accumulated Provision for Uncollectible Accounts	F-9	7946	8045
145	Accounts Receivable from Associated Companies	F-10		
146	Notes Receivable from Associated Companies	F-10		
151	Material and Supplies			
162	Prepayments	F-11		
171	Accrued Interest and Dividends Receivable			
174	Misc. Current and Accrued Assets		4771	4771
	Total Current and Accrued Assets		\$ 80956	\$ 326688

UTILITY NAME: KW RESORT UTILITY CORP

YEAR OF REPORT DECEMBER 31, 19 <u>97</u>

COMPARATIVE BALANCE SHEET - ASSETS AND OTHER DEBITS

ACCT. NO. (a)	ACCOUNT NAME (b)	REF. PAGE (c)	CURRENT YEAR (d)	PREVIOUS YEAR (e)
	DEFERRED DEBITS			
181	Unamortized Debt Discount & Expense	F-12	\$ _____	\$ _____
182	Extraordinary Property Losses	F-12	_____	_____
186	Misc. Deferred Debits	F-11	_____	_____
190	Accumulated Deferred Income Taxes		_____	_____
	Total Deferred Debits		\$ _____	\$ _____
	TOTAL ASSETS AND OTHER DEBITS		\$ <u>2317966</u>	\$ <u>1816293</u>

NOTES TO THE BALANCE SHEET

The space below is provided for important notes regarding the balance sheet.

UTILITY NAME: KW RESORT UTILITY CORP

 YEAR OF REPORT
 DECEMBER 31, 1997

COMPARATIVE BALANCE SHEET - EQUITY CAPITAL AND LIABILITIES

ACCT. NO. (a)	ACCOUNT NAME (b)	REF. PAGE (c)	CURRENT YEAR (d)	PREVIOUS YEAR (e)
EQUITY CAPITAL				
201	Common Stock Issued	F-14	\$ 1000	\$ 1000
204	Preferred Stock Issued	F-14		
211	Other Paid-In Capital			
212	Discount on Capital Stock			
213	Capital Stock Expense			
214-215	Retained Earnings <u><DEFICIT></u>	F-15	<u><2300679></u>	<u><2114443></u>
216	Reacquired Capital Stock			
218	Proprietary Capital (Proprietorship and Partnership Only)			
	Total Equity Capital <u><DEFICIT></u>		<u>\$ <2299679></u>	<u>\$ <2113443></u>
LONG TERM DEBT				
221	Bonds	F-16	\$	\$
223	Advances from Associated Companies	F-16	<u>3573172</u>	<u>3036930</u>
224	Other Long Term Debt	F-14		
	Total Long Term Debt		<u>\$ 3573172</u>	<u>\$ 3036930</u>
CURRENT AND ACCRUED LIABILITIES				
231	Accounts Payable		\$	\$ 2415
232	Notes Payable	F-13		
233	Accounts Payable to Associated Co.	F-13		
234	Notes Payable to Associated Co.	F-13		
235	Customer Deposits		<u>26974</u>	<u>20693</u>
236	Accrued Taxes	F-17		
237	Accrued Interest	F-18	<u>199551</u>	<u>190192</u>
238	Accrued Dividends			
239	Matured Long Term Debt			
240	Matured Interest			
241	Miscellaneous Current and Accrued Liabilities	F-19		
	Total Current and Accrued Liabilities		<u>\$ 226525</u>	<u>\$ 213,300</u>

UTILITY NAME: KW RESORT UTILITY CORP

YEAR OF REPORT
DECEMBER 31, 1997

COMPARATIVE BALANCE SHEET - EQUITY CAPITAL AND LIABILITIES

ACCT. NO. (a)	ACCOUNT NAME (b)	REF. PAGE (c)	CURRENT YEAR (d)	PREVIOUS YEAR (e)
DEFERRED CREDITS				
251	Unamortized Premium on Debt	F-12	\$	\$
252	Advances for Construction	F-19		
253	Other Deferred Credits			
255	Accumulated Deferred Investment Tax Credits			
	Total Deferred Credits		\$	\$
OPERATING RESERVES				
261	Property Insurance Reserve		\$	\$
262	Injuries and Damages Reserve			
263	Pensions and Benefits Reserve			
265	Miscellaneous Operating Reserves			
	Total Operating Reserves		\$	\$
CONTRIBUTIONS IN AID OF CONSTRUCTION				
271	Contributions In Aid of Construction	F-20	\$ 850167	\$ 704367
272	Accumulated Amortization of Contributions In Aid of Construction	F-21	32219	24861
	Total Net C.I.A.C.		\$ 817948	\$ 679506
ACCUMULATED DEFERRED INCOME TAXES				
281	Accumulated Deferred Income Taxes - Accelerated Depreciation		\$	\$
282	Accumulated Deferred Income Taxes - Liberalized Depreciation			
283	Accumulated Deferred Income Taxes - Other			
	Total Accum. Deferred Income Taxes		\$	\$
	TOTAL EQUITY CAPITAL AND LIABILITIES		\$ 2317966	\$ 1816293

UTILITY NAME: KW RESORT UTILITY CORP

COMPARATIVE OPERATING STATEMENT

ACCT. NO. (a)	ACCOUNT NAME (b)	PREVIOUS YEAR (c)	REF. PAGE (d)	CURRENT YEAR (e)
	UTILITY OPERATING INCOME			
400	Operating Revenues	\$ 334092	F-3(b)	\$ 379988
401	Operating Expenses	\$ 278036	F-3(b)	\$ 250428
403	Depreciation Expense	43418	F-6	102114
406	Amortization of Utility Plant			
	Acquisition Adjustment	<1384>		<7358>
407	Amortization Expense			
408.1	Taxes Other Than Income	17821	F-17	21489
409.1	Income Taxes		F-17	
410.10	Deferred Income Taxes			
411.10	Provision for Deferred Income Taxes - Credit			
412.10	Investment Tax Credits Deferred to Future Periods			
412.11	Investment Tax Credits Restored to Operating Income			
	Utility Operating Expenses	\$ 337891		\$ 366673
	Utility Operating Income	\$ <3799>		\$ 13315
413	Income From Utility Plant Leased to Others			
414	Gains (Losses) From Disposition of Utility Property			
	Total Utility Operating Income [Enter here and on Page F-3(c)]	\$ <3799>		\$ 13315

COMPARATIVE OPERATING STATEMENT (Cont'd)

REF. PAGE (f)	WATER (g)	REF. PAGE (h)	SEWER (i)	OTHER (j)
W-3	\$	S-3	\$ 379988	\$
W-2	\$	S-2	\$ 250428	\$
F-6	- - - - -	F-6	102114	- - - - -
			(7358)	
F-6	- - - - -	F-6	- - - - -	- - - - -
F-17	- - - - -	F-17	21489	- - - - -
F-17	- - - - -	F-17	- - - - -	- - - - -
	- - - - -		- - - - -	- - - - -
	- - - - -		- - - - -	- - - - -
	\$		\$ 366673	\$
	\$		\$ 13315	\$
	- - - - -		- - - - -	- - - - -
	- - - - -		- - - - -	- - - - -
	\$		\$ 13315	\$

F-3(b)

UTILITY NAME: KW RESORT UTILITY CORP

YEAR OF REPORT
DECEMBER 31, 1997

COMPARATIVE OPERATING STATEMENT (Cont'd)

ACCT. NO. (a)	ACCOUNT NAME (b)	PREVIOUS YEAR (c)	REF. PAGE (d)	CURRENT YEAR (e)
	Total Utility Operating Income [From Page F-3(a)]	\$ <u>(3799)</u>		\$ <u>13315</u>
	OTHER INCOME AND DEDUCTIONS			
415	Revenues From Merchandising, Jobbing and Contract Deductions	\$		\$
416	Costs and Expenses of Merchandising, Jobbing and Contract Work			
419	Interest and Dividend Income			
420	Allowance for Funds Used During Construction			
421	Nonutility Income			
426	Miscellaneous Nonutility Expenses			
	Total Other Income and Deductions	\$ <u>—</u>		\$ <u>—</u>
	TAXES APPLICABLE TO OTHER INCOME			
408.20	Taxes Other Than Income	\$	F-17	\$
409.20	Income Taxes		F-17	
410.20	Provision for Deferred Income Taxes			
411.20	Provision for Deferred Income Taxes - Credit			
412.20	Investment Tax Credits - Net			
412.30	Investment Tax Credits Restored to Operating Income			
	Total Taxes Applicable To Other Income	\$		\$ <u>—</u>
	INTEREST EXPENSE			
427	Interest Expense	\$ <u>190192</u>	F-18	\$ <u>199551</u>
428	Amortization of Debt Discount & Expense		F-12	
429	Amortization of Premium on Debt		F-12	
	Total Interest Expense	\$ <u>190192</u>		\$ <u>199551</u>
	EXTRAORDINARY ITEMS			
433	Extraordinary Income	\$		\$
434	Extraordinary Deductions			
409.30	Income Taxes, Extraordinary Items			
	Total Extraordinary Items	\$		\$
	NET INCOME	\$ <u>(193991)</u>		\$ <u>(186236)</u>

UTILITY NAME: KW RESORT UTILITY CORP

YEAR OF REPORT DECEMBER 31, 19 <u>97</u>

SCHEDULE OF YEAR END RATE BASE

ACCT. NO. (a)	ACCOUNT NAME (b)	REF. PAGE (c)	WATER UTILITY (d)	SEWER UTILITY (e)
101	Utility Plant In Service	F-5	\$	\$ 3499959
	Less:			
	Nonused and Useful Plant (1)			
108	Accumulated Depreciation	F-6		1262949
110	Accumulated Amortization	F-6		
271	Contributions In Aid of Construction	F-20		850167
252	Advances for Construction	F-19		
	Subtotal		\$	\$ 1386843
	Additions:			
272	Accumulated Amortization of Contributions In Aid of Construction	F-21		32219
	Subtotal		\$	\$ 1354624
	Plus or Minus:			
114	Acquisition Adjustments (2)	F-5		
115	Accumulated Amortization of Acquisition Adjustments (2)	F-5		
	Working Capital Allowance (3)			
	Other (Specify):			
	RATE BASE		\$	\$ 1354624
	UTILITY OPERATING INCOME		\$	\$ 13315
	ACHIEVED RATE OF RETURN		%	0.98%

NOTES :

- (1) Estimated if not known.
- (2) Include only those Acquisition Adjustments that have been approved by the Commission.
- (3) Calculate using the Balance Sheet Method, beginning-year end average.

UTILITY NAME: KW RESORT UTILITY CORP

YEAR OF REPORT
DECEMBER 31, 1997

UTILITY PLANT (ACCTS. 101 - 106)

ACCT. NO. (a)	DESCRIPTION (b)	WATER (c)	SEWER (d)	OTHER THAN REPORTING SYSTEMS (e)	TOTAL (f)
	Plant Accounts:				
101	Utility Plant In Service	\$	\$3499959	\$	\$3499959
102	Utility Plant Leased to Others				
103	Property Held for Future Use				
104	Utility Plant Purchased or Sold				
105	Construction Work In Progress				
	Total Utility Plant	\$	\$3499959	\$	\$3499959

UTILITY PLANT ACQUISITION ADJUSTMENTS (ACCTS. 114 - 115)

Report each acquisition adjustment and related accumulated amortization separately. For any acquisition adjustment approved by the Commission, include the Order Number.

DESCRIPTION (a)	WATER (b)	SEWER (c)	OTHER THAN REPORTING SYSTEMS (d)	TOTAL (e)
ACQUISITION ADJUSTMENTS (114):				
	\$	\$	\$	\$
Total Plant Acquisition Adjs.	\$	\$	\$	\$
ACCUMULATED AMORTIZATION (115):				
	\$	\$	\$	\$
Total Accumulated Amortization	\$	\$	\$	\$
Net Acquisition Adjustments	\$	\$	\$	\$

UTILITY NAME: KW RESORT UTILITY CORP

YEAR OF REPORT DECEMBER 31, 19 <u>97</u>

ACCUMULATED DEPRECIATION (ACCT. 108)

DESCRIPTION (a)	WATER (b)	SEWER (c)	OTHER THAN REPORTING SYSTEMS (d)	TOTAL (e)
Balance first of year	\$ —	\$ 1160835	\$ —	\$ 1160835
Credit during year:				
Accruals charged to Account 108	\$ —	\$ 102114	\$ —	\$ 102114
Accruals charged other accounts (specify)				
Salvage				
Other credits (specify)				
Total credits	\$ —	\$ 102114	\$ —	\$ 102114
Debits during year:				
Book cost of plant retired	\$ —	\$ —	\$ —	\$ —
Cost of removal				
Other debits (specify)				
Total debits	\$ —	\$ —	\$ —	\$ —
Balance end of year	\$ —	\$ 1262949	\$ —	\$ 1262949

ACCUMULATED AMORTIZATION (ACCT. 110)

DESCRIPTION (a)	WATER (b)	SEWER (c)	OTHER THAN REPORTING SYSTEMS (d)	TOTAL (e)
Balance first of year	\$ —	\$ —	\$ —	\$ —
Credit during year:				
Accruals charged to Account 110	\$ —	\$ —	\$ —	\$ —
Other credits (specify)				
Total credits	\$ —	\$ —	\$ —	\$ —
Debits during year:				
Book cost of plant retired	\$ —	\$ —	\$ —	\$ —
Other debits (specify)				
Total debits	\$ —	\$ —	\$ —	\$ —
Balance end of year	\$ —	\$ —	\$ —	\$ —

UTILITY NAME: KW RESORT UTILITY CORP

YEAR OF REPORT
DECEMBER 31, 1997

NONUTILITY PROPERTY (ACCT. 121)

Report separately each item of property with a book cost of \$25,000 or more included in Account 121. Other items may be grouped by classes of property.

DESCRIPTION (a)	BEGINNING YEAR BALANCE (b)	ADDITIONS (c)	REDUCTIONS (d)	ENDING YEAR BALANCE (e)
VEHICLE	\$ 6295	\$ -	\$ -	\$ 6295
	-	-	-	-
	-	-	-	-
	-	-	-	-
	-	-	-	-
	-	-	-	-
	-	-	-	-
	-	-	-	-
	-	-	-	-
	-	-	-	-
	-	-	-	-
	-	-	-	-
Total Nonutility Property	\$ 6295	\$ -	\$ -	\$ 6295

SPECIAL DEPOSITS (ACCT. 132)

Report hereunder all special deposits carried in Accounts 132.

DESCRIPTION OF SPECIAL DEPOSITS (a)	YEAR END BOOK COST (b)
SPECIAL DEPOSITS (ACCT. 132):	\$ -
	-
	-
	-
	-
Total Special Deposits	\$ -

UTILITY NAME KW RESORT UTILITY CORP

YEAR OF REPORT
DECEMBER 31, 1997

INVESTMENTS AND SPECIAL FUNDS (ACCTS. 123 - 127)

Report hereunder all investments and special funds carried in Accounts 123 thru 127.

DESCRIPTION OF SECURITY OR SPECIAL FUND (a)	FACE OR PAR VALUE (b)	YEAR END BOOK COST (c)
INVESTMENT IN ASSOCIATED COMPANIES (ACCT. 123)	\$	\$
_____	\$	-----
_____	\$	-----
_____	\$	-----
_____	\$	-----
Total Investment In Associated		\$
UTILITY INVESTMENTS (ACCT. 124):	\$	\$
_____	\$	-----
_____	\$	-----
_____	\$	-----
Total Utility Investments	\$	\$
OTHER INVESTMENTS (ACCT. 125):	\$	\$
_____	\$	-----
_____	\$	-----
_____	\$	-----
Total Other Investments	\$	\$
SPECIAL FUNDS (ACCT. 127):		\$
_____		-----
_____		-----
Total Special Funds		\$

UTILITY NAME KW RESORT UTILITY CORP

YEAR OF REPORT
DECEMBER 31, 1997

ACCOUNTS AND NOTES RECEIVABLE - NET (ACCTS. 141 - 144)

Report hereunder all accounts and notes receivable included in Accounts 141, 142 and 144. Amounts included in Accounts 142 and 144 should be listed individually.

DESCRIPTION (a)	TOTAL (b)
ACCOUNTS RECEIVABLE:	
Customer Accounts Receivable (Acct. 141):	
Water -----	\$ -----
Sewer -----	----- <u>17946</u>
Other -----	-----
Total Customer Accounts Receivable -----	\$ <u>17946</u>
OTHER ACCOUNTS RECEIVABLE (Acct. 142):	
-----	\$ -----
-----	-----
-----	-----
Total Other Accounts Receivable -----	-----
NOTES RECEIVABLE (Acct. 144):	
-----	\$ -----
-----	-----
-----	-----
Total Notes Receivable -----	-----
Total Accounts and Notes Receivable -----	\$ <u>17946</u>
ACCUMULATED PROVISION FOR UNCOLLECTIBLE ACCOUNTS (Acct. 143)	
Balance first of year -----	\$ <u>20000</u>
Add: Provision for uncollectibles for current year -----	\$ -----
Collections of accounts previously written off -----	-----
Utility accounts -----	-----
Others -----	-----
Total Additions -----	\$ -----
Deduct accounts written off during year:	
Utility Accounts -----	\$ -----
Other <u>ADJUSTMENT TO ALLOWANCE</u> -----	----- <u>10000</u>
Total accounts written off -----	\$ <u>10000</u>
Balance end of year -----	\$ <u>10000</u>
Total Accounts and Notes-Receiveable - Net -----	\$ <u><u>7946</u></u>

UTILITY NAME: KW RESORT UTILITY CORP

YEAR OF REPORT DECEMBER 31, 19 <u>97</u>

ACCOUNTS RECEIVABLE FROM ASSOCIATED COMPANIES (ACCT. 145)

Report each account receivable from associated companies separately.

DESCRIPTION (a)	\$	TOTAL (b)
Total	\$	—

NOTES RECEIVABLE FROM ASSOCIATED COMPANIES (ACCT. 146)

Report each note receivable from associated companies separately.

DESCRIPTION (a)	INTEREST RATE (b)	TOTAL (c)
Total		\$ —

UTILITY NAME KW RESORT UTILITY CORP

YEAR OF REPORT
DECEMBER 31, 1997

PREPAYMENTS (ACCT. 162)

DESCRIPTION (a)	TOTAL (b)
Prepaid Insurance _____	\$ _____
Prepaid Rents _____	_____
Prepaid Interest _____	_____
Prepaid Taxes _____	_____
Other Prepayments (Specify): _____	_____
_____	_____
_____	_____
Total Prepayments _____	\$ _____

MISCELLANEOUS DEFERRED DEBITS (ACCT. 186)

DESCRIPTION (a)	TOTAL (b)
MISCELLANEOUS DEFERRED DEBITS (Acct. 186):	
Deferred Rate Case Expense (Acct. 186.1) _____	\$ _____
Other Deferred Debits (Acct. 186.2) _____	_____
Total Miscellaneous Deferred Debits _____	\$ _____

UTILITY NAME KW RESORT UTILITY CORP

YEAR OF REPORT
DECEMBER 31, 1997

UNAMORTIZED DEBT DISCOUNT AND EXPENSE AND PREMIUM ON DEBT (ACCTS. 181 and 251)

Report the net discount and expense or premium separately for each security issue.

DESCRIPTION (a)	AMOUNT WRITTEN OFF DURING YEAR (b)	YEAR END BALANCE (c)
UNAMORTIZED DEBT DISCOUNT AND EXPENSE (Acct. 181):		
_____	\$ _____	\$ _____
_____	_____	_____
_____	_____	_____
Total Unamortized Debt Discount and Expense _____	\$ _____	\$ _____
UNAMORTIZED PREMIUM ON DEBT (Acct. 251):		
_____	\$ _____	\$ _____
_____	_____	_____
_____	_____	_____
Total Unamortized Premium on Debt _____	\$ _____	\$ _____

EXTRAORDINARY PROPERTY LOSSES (ACCT. 182)

Report each item separately.

DESCRIPTION (a)	TOTAL (b)
EXTRAORDINARY PROPERTY LOSSES (Acct. 182):	
_____	\$ _____
_____	_____
_____	_____
Total Extraordinary Property Losses _____	\$ _____

UTILITY NAME: KW RESORT UTILITY CORP

YEAR OF REPORT
DECEMBER 31, 1997

NOTES PAYABLE (ACCTS. 232 and 234)

DESCRIPTION (a)	NOMINAL DATE OF ISSUE (b)	DATE OF MATURITY (c)	INTEREST		PRINCIPAL AMOUNT PER BALANCE SHEET (f)
			RATE (d)	FREQUENCY OF PAYMENT (e)	
ACCOUNT 232 - NOTES PAYABLE:					
	---	---	§		\$ ---
	---	---	§		---
	---	---	§		---
	---	---	§		---
	---	---	§		---
Total Account 232					\$ ---
ACCOUNT 234 - NOTES PAYABLE TO ASSOCIATED COMPANIES:					
	---	---	§		\$ ---
	---	---	§		---
	---	---	§		---
	---	---	§		---
	---	---	§		---
Total Account 234					\$ ---

ACCOUNTS PAYABLE TO ASSOCIATED COMPANIES (ACCT. 233)

Report each account payable separately.

DESCRIPTION (a)	TOTAL (b)
	\$ ---

Total	\$ ---

UTILITY NAME: K/W RESORT UTILITY CORP

YEAR OF REPORT
DECEMBER 31, 1997

CAPITAL STOCK (ACCTS. 201 and 204)

DESCRIPTION (a)	COMMON STOCK (b)	PREFERRED STOCK (c)
Par or stated value per share	\$ 16.66	\$
Shares authorized		
Shares issued and outstanding	60	
Total par value of stock issued	\$ 1000	\$
Dividends declared per share for year	\$	\$

LONG TERM DEBT (ACCT. 224)

DESCRIPTION OF OBLIGATION (INCLUDING NOMINAL DATE OF ISSUE AND DATE OF MATURITY) (a)	INTEREST		PRINCIPAL AMOUNT PER BALANCE SHEET (d)
	RATE (b)	FREQUENCY OF PAYMENT (c)	
	\$		\$
	\$		
	\$		
	\$		
	\$		
	\$		
	\$		
	\$		
	\$		
	\$		
	\$		
	\$		
	\$		
	\$		
	\$		
	\$		
	\$		
	\$		
	\$		
	\$		
Total			\$ —

UTILITY NAME: KW RESORT UTILITY CORP

YEAR OF REPORT
DECEMBER 31, 1997

STATEMENT OF RETAINED EARNINGS

1. Dividends should be shown for each class and series of capital stock. Show amounts of dividends per share.
2. Show separately the state and federal income tax effect of items shown in Account No. 439.

ACCT. NO. (a)	DESCRIPTION (b)	AMOUNTS (c)
215	Unappropriated Retained Earnings:	
	Balance beginning of year	\$ <2114443>
	Changes to account:	
439	Adjustments to Retained Earnings (requires Commission approval prior to use):	
	Credits:	\$
	Total Credits	\$
	Debits:	\$
	Total Debits	\$
435	Balance Transferred from Income	\$ <186236>
436	Appropriations of Retained Earnings:	\$
	Total Appropriations of Retained Earnings	\$
	Dividends Declared:	
437	Preferred Stock Dividends Declared	\$
438	Common Stock Dividends Declared	\$
	Total Dividends Declared	\$
	Balance end of year	\$
214	Appropriated Retained Earnings (state balance and purpose of each appropriated amount at year end):	\$
	Total Appropriated Retained Earnings	\$
	Total Retained Earnings	\$ <2300679>

Notes to Statement of Retained Earnings:

UTILITY NAME: KW RESORT UTILITY CORP

YEAR OF REPORT DECEMBER 31, 19 <u>97</u>

BONDS (ACCT. 221)

DESCRIPTION OF OBLIGATION (INCLUDING NOMINAL DATE OF ISSUE AND DATE OF MATURITY) (a)	INTEREST		PRINCIPAL AMOUNT PER BALANCE SHEET (d)
	RATE (b)	FREQUENCY OF PAYMENT (c)	
	%		\$ -----
	%		-----
	%		-----
	%		-----
	%		-----
	%		-----
	%		-----
	%		-----
	%		-----
	%		-----
Total -----			\$ -----

ADVANCES FROM ASSOCIATED COMPANIES (ACCT. 223)

Report each advance separately.

DESCRIPTION (a)	TOTAL (b)
<u>ADVANCE FROM KW RESORT HOLDINGS CORP</u>	\$ <u>3573172</u>

Total -----	\$ <u>3573172</u>

UTILITY NAME: KW RESORT UTILITY CORP

YEAR OF REPORT DECEMBER 31, 19 <u>97</u>

ACCRUED TAXES (ACCT. 236)

ACCT. NO. (a)	DESCRIPTION (b)	WATER (c)	SEWER (d)	OTHER (e)	TOTAL (f)
	Balance First of Year	\$	\$	\$	\$
408.10	Accruals Charged:				
408.11	Utility Regulatory Assessment Fees	\$	\$ 15,098	\$	\$ 15,098
408.12	Property Taxes		5,826		5,826
408.13	Payroll Taxes				
409.10	Other Taxes & Licenses		565		565
409.11	Federal Income Taxes				
410.10	State Income Taxes				
410.11	Taxes Applicable To Other Income (Accts. 408.2, 409.2, 409.3, 410.2)	\$	\$	\$	\$
	Total Taxes Accrued	\$	\$ 21,489	\$	\$ 21,489
	Taxes Paid During Year:				
408.10	Utility Regulatory Assessment Fees				
408.11	Property Taxes	\$	\$ 15,098	\$	\$ 15,098
408.12	Payroll Taxes		5,826		5,826
408.13	Other Taxes & Licenses				
409.10	Federal Income Taxes		565		565
409.11	State Income Taxes				
	Taxes Applicable To Other Income (Accts. 408.2, 409.2, 409.3, 410.2)				
	Total Taxes Paid	\$	\$	\$	\$
	Balance End of Year	\$	\$ 21,489	\$	\$ 21,489

UTILITY NAME: KW RESORT UTILITY CORP

YEAR OF REPORT
DECEMBER 31, 1997

ACCRUED INTEREST (ACCT. 237)

DESCRIPTION OF DEBT (a)	BALANCE BEGINNING OF YEAR (b)	INTEREST ACCRUED DURING YEAR		INTEREST PAID DURING YEAR (e)	BALANCE END OF YEAR (f)
		ACCT. DEBIT (c)	AMOUNT (d)		
ACCOUNT NO. 237.1 - ACCRUED INTEREST ON LONG TERM DEBT: <u>ADVANCE FROM PARENT</u>	\$ <u>190192</u>		\$ <u>199551</u>	\$ <u>190192</u>	\$ <u>199551</u>
Total Account No. 237.1	\$ <u>190192</u>		\$ <u>199551</u>	\$ <u>190192</u>	\$ <u>199551</u>
ACCOUNT NO. 237.2 - ACCRUED INTEREST ON OTHER LIABILITIES:	\$		\$	\$	\$
Total Account No. 237.2	\$ -		\$ -	\$ -	\$ -
Total Account No. 237	\$ <u>190192</u>		\$ <u>199551</u>	\$ <u>190192</u>	\$ <u>199551</u>

REGULATORY COMMISSION EXPENSE - AMORTIZATION
OF RATE CASE EXPENSE (ACCTS. 666 and 766)

DESCRIPTION OF CASE (DOCKET NO.) (a)	EXPENSE INCURRED DURING YEAR (b)	AMOUNT TRANSFERRED TO ACCT. NO. 186.1 (c)	CHARGED OFF DURING YEAR	
			ACCT. (d)	AMOUNT (e)
	\$	\$		\$
Total	\$ -	\$ -		\$ -

UTILITY NAME: KW RESORT UTILITY CORP

YEAR OF REPORT
DECEMBER 31, 1997

CONTRIBUTIONS IN AID OF CONSTRUCTION (ACCT. 271)

DESCRIPTION (a)	WATER (b)	SEWER (c)	W & S OTHER THAN SYSTEM REPORTING (d)	TOTAL (e)
Balance first of year	\$	\$ 704367	\$	\$ 704367
Add credits during year:				
Contributions received from Capacity, Main Extension and Customer Connection Charges (Schedule "A")	\$	\$ 145800	\$	\$ 145800
Contributions received from Developer or Contractor Agreements in cash or property (Schedule "B")				
Total Credits	\$	\$ 145800	\$	\$ 145800
Less debits charged during the year (All debits charged during the year must be explained below)	\$	\$	\$	\$
Total Contributions In Aid of Construction	\$ —	\$ 850167	\$ —	\$ 850167

Explain all debits charged to Account 271 below:

UTILITY NAME: KW RESORT UTILITY CORP

YEAR OF REPORT DECEMBER 31, 19 <u>97</u>

SCHEDULE "A"

ADDITIONS TO CONTRIBUTIONS IN AID OF CONSTRUCTION RECEIVED FROM CAPACITY, MAIN EXTENSION AND CUSTOMER CONNECTION CHARGES RECEIVED DURING THE YEAR

DESCRIPTION OF CHARGES (a)	NUMBER OF CONNECTIONS (b)	CHARGE PER CONNECTION (c)	WATER (d)	SEWER (e)
<u>CONNECTION CHARGES</u>	<u>72</u>	<u>\$ 2025</u>	\$	<u>\$ 145800</u>
<u>CHARGE PER CONNECTION IS \$2700. HOWEVER UTILITY RECEIVED A 25% DEPOSIT PER CONNECTION FROM DEVELOPER IN 1996.</u>				
Total Credits			\$	<u>\$ 145800</u>

ACCUMULATED AMORTIZATION OF CONTRIBUTIONS IN AID OF CONSTRUCTION (ACCT. 272)

DESCRIPTION (a)	WATER (b)	SEWER (c)	W & S OTHER THAN SYSTEM REPORTING (d)	TOTAL (e)
Balance first of year	\$	<u>\$ 24861</u>	\$	<u>\$ 24861</u>
Dedits during year:				
Accruals charged to Account 272	\$	<u>\$ 7358</u>	\$	<u>\$ 7358</u>
Other debits (specify):				
Total debits	\$	<u>\$ 7358</u>	\$	<u>\$ 7358</u>
Credits during year (specify):				
	\$		\$	\$
Total Credits	\$		\$	\$
Balance end of year	\$	<u>32219</u>		<u>32219</u>

UTILITY NAME: KW RESORT UTILITY CORP

YEAR OF REPORT
DECEMBER 31, 1997

RECONCILIATION OF REPORTED NET INCOME WITH TAXABLE INCOME FOR FEDERAL INCOME TAXES
(UTILITY OPERATIONS)

1. The reconciliation should include the same detail as furnished on Schedule M-1 of the federal tax return for the year. The reconciliation shall be submitted even though there is no taxable income for the year. Descriptions should clearly indicate the nature of each reconciling amount and show the computation of all tax accruals.

2. If the utility is a member of a group which files a consolidated federal tax return, reconcile reported net income with taxable net income as if a separate return were to be filed, indicating intercompany amounts to be eliminated in such consolidated return. State names of group members, tax assigned to each group member, and basis of allocation, assignment, or sharing of the consolidated tax among the group members.

DESCRIPTION (a)	REF. (b)	AMOUNT (c)
Net income for the year		\$ <186,236>
Reconciling items for the year:		
Taxable income not reported on books:		
_____		-----
_____		-----
_____		-----
_____		-----
Deductions recorded on books not deducted for return:		
_____		-----
_____		-----
_____		-----
Income recorded on books not included in return:		
_____		-----
_____		-----
_____		-----
Deduction on return not charged against book income:		
_____		-----
_____		-----
_____		-----
Federal tax net income		\$ <186,236>
Computation of tax:		
<p>THE COMPANY FILES A CONSOLIDATED TAX RETURN WITH ITS PARENT COMPANY. THE PARENT COMPANY'S CORPORATE TAX RATE FOR FEDERAL AND STATE TAXES FOR A SUBSIDIARY WITH A NET LOSS IS 35%</p>		

** COMPLETION OF SCHEDULE ONLY REQUIRED IF AFUDC WAS CHARGED DURING YEAR **

UTILITY NAME: KW RESORT UTILITY CORP

YEAR OF REPORT DECEMBER 31, 19 <u>97</u>

SCHEDULE "A"

SCHEDULE OF COST OF CAPITAL USED FOR AFUDC CALCULATION (2)

CLASS OF CAPITAL (a)	DOLLAR AMOUNT (1) (b)	PERCENTAGE OF CAPITAL (c)	ACTUAL COST RATES (d)	WEIGHTED COST [c x d] (e)
Common Equity	\$	%	%	%
Preferred Stock		%	%	%
Long Term Debt		%	%	%
Customer Deposits		%	%	%
Tax Credits - Zero Cost		%	0.00 %	%
Tax Credits - Weighted Cost		%	%	%
Deferred Income Taxes		%	%	%
Other (Explain)		%	%	%
Total	\$	100.00 %		%

- (1) Should equal amounts on Schedule B, Column (f), Page F-25.
- (2) Must be calculated using the same methodology used to calculate AFUDC rate approved by the Commission.

APPROVED AFUDC RATE

Current Commission approved AFUDC rate:	<u> </u> %
Commission order approving AFUDC rate:	<u> </u>

** COMPLETION OF SCHEDULE ONLY REQUIRED IF AFUDC WAS CHARGED DURING YEAR **

UTILITY NAME: KW RESORT UTILITY CORP

YEAR OF REPORT DECEMBER 31, 19 <u>97</u>

SCHEDULE "B"

SCHEDULE OF CAPITAL STRUCTURE ADJUSTMENTS

CLASS OF CAPITAL (a)	PER BOOK BALANCE (b)	NON-UTILITY ADJUSTMENTS (c)	NON-JURIS. ADJUSTMENTS (d)	OTHER (1) ADJUSTMENTS (e)	CAPITAL STRUCTURE USED FOR AFUDC CALCULATION (f)
Common Equity	\$	\$	\$	\$	\$
Preferred Stock					
Long Term Debt					
Customer Deposits					
Tax Credits - Zero Cos					
Tax Credits - Weighted Cost of Capital					
Deferred Income Taxes					
Other (Explain)					
Total	\$ —	\$ —	\$ —	\$ —	\$ —

(1) Explain below all adjustments made in Column (e):

WATER OPERATING SECTION

Note: This utility is a wastewater only service; therefore, Pages W-1 through W-10 have been omitted from this report.

**SEWER
OPERATION
SECTION**

UTILITY NAME: KW RESORT UTILITY CORP

YEAR OF REPORT DECEMBER 31, 19 <u>97</u>

SEWER UTILITY PLANT ACCOUNTS

ACCT. NO. (a)	ACCOUNT NAME (b)	PREVIOUS YEAR (c)	ADDITIONS (d)	RETIREMENTS (e)
351	Organization	\$	\$	\$
352	Franchises			
353	Land and Land Rights	222745		
354	Structures and Improvements	121020		
360	Collection Sewers - Force			
361	Collection Sewers - Gravity	840343		
362	Special Collecting Structures			
363	Services to Customers			
364	Flow Measuring Devices			
365	Flow Measuring Installations			
370	Receiving Wells			
371	Pumping Equipment	251360		
380	Treatment and Disposal Equip.			
381	Plant Sewers	625349	349519	
382	Outfall Sewer Lines			
389	Other Plant and Miscellaneous Equipment			
390	Office Furniture and Equip.	2478		
391	Transportation Equipment			
392	Stores Equipment			
393	Tools, Shop and Garage Equip.			
394	Laboratory Equipment			
395	Power Operated Equipment			
396	Communication Equipment			
397	Miscellaneous Equipment			
398	Other Tangible Plant	577145		
	Total Sewer Plant	\$ 2650440	\$ 849519	\$ —

NOTE: Any adjustments made to reclassify property from one account to another must be footnoted.

SEWER UTILITY PLANT MATRIX

CURRENT YEAR (f)	.1 INTANGIBLE PLANT (g)	.2 COLLECTION PLANT (h)	.3 SYSTEM PUMPING PLANT (i)	.4 TREATMENT AND DISPOSAL PLANT (j)	.5 GENERAL PLANT (k)
\$	\$	\$XXXXXXXXXXXXXXXX	\$XXXXXXXXXXXXXXXX	\$XXXXXXXXXXXXXXXX	\$XXXXXXXXXXXXXXXX
222745	XXXXXXXXXXXXXXXX	XXXXXXXXXXXXXXXX	XXXXXXXXXXXXXXXX	XXXXXXXXXXXXXXXX	222745
121020	XXXXXXXXXXXXXXXX	XXXXXXXXXXXXXXXX	XXXXXXXXXXXXXXXX	XXXXXXXXXXXXXXXX	121020
840343	XXXXXXXXXXXXXXXX	840343	XXXXXXXXXXXXXXXX	XXXXXXXXXXXXXXXX	XXXXXXXXXXXXXXXX
	XXXXXXXXXXXXXXXX	XXXXXXXXXXXXXXXX	XXXXXXXXXXXXXXXX	XXXXXXXXXXXXXXXX	XXXXXXXXXXXXXXXX
	XXXXXXXXXXXXXXXX	XXXXXXXXXXXXXXXX	XXXXXXXXXXXXXXXX	XXXXXXXXXXXXXXXX	XXXXXXXXXXXXXXXX
	XXXXXXXXXXXXXXXX	XXXXXXXXXXXXXXXX	XXXXXXXXXXXXXXXX	XXXXXXXXXXXXXXXX	XXXXXXXXXXXXXXXX
251360	XXXXXXXXXXXXXXXX	XXXXXXXXXXXXXXXX	251360	XXXXXXXXXXXXXXXX	XXXXXXXXXXXXXXXX
1484868	XXXXXXXXXXXXXXXX	XXXXXXXXXXXXXXXX	XXXXXXXXXXXXXXXX	1484868	XXXXXXXXXXXXXXXX
	XXXXXXXXXXXXXXXX	XXXXXXXXXXXXXXXX	XXXXXXXXXXXXXXXX	XXXXXXXXXXXXXXXX	XXXXXXXXXXXXXXXX
	XXXXXXXXXXXXXXXX	XXXXXXXXXXXXXXXX	XXXXXXXXXXXXXXXX	XXXXXXXXXXXXXXXX	XXXXXXXXXXXXXXXX
	XXXXXXXXXXXXXXXX	XXXXXXXXXXXXXXXX	XXXXXXXXXXXXXXXX	XXXXXXXXXXXXXXXX	XXXXXXXXXXXXXXXX
	XXXXXXXXXXXXXXXX	XXXXXXXXXXXXXXXX	XXXXXXXXXXXXXXXX	XXXXXXXXXXXXXXXX	XXXXXXXXXXXXXXXX
	XXXXXXXXXXXXXXXX	XXXXXXXXXXXXXXXX	XXXXXXXXXXXXXXXX	XXXXXXXXXXXXXXXX	XXXXXXXXXXXXXXXX
	XXXXXXXXXXXXXXXX	XXXXXXXXXXXXXXXX	XXXXXXXXXXXXXXXX	XXXXXXXXXXXXXXXX	XXXXXXXXXXXXXXXX
577145	XXXXXXXXXXXXXXXX	XXXXXXXXXXXXXXXX	XXXXXXXXXXXXXXXX	XXXXXXXXXXXXXXXX	577145
<u>\$3499959</u>	<u>\$ —</u>	<u>\$ 840343</u>	<u>\$ 251360</u>	<u>\$ 1484868</u>	<u>\$ 923388</u>

UTILITY NAME: KW RESORT UTILITY CORP

YEAR OF REPORT
DECEMBER 31, 1997

SEWER UTILITY EXPENSE ACCOUNTS

ACCT. NO. (a)	ACCOUNT NAME (b)	CURRENT YEAR (c)	.1 COLLECTION EXPENSES - OPERATIONS (d)	.2 COLLECTION EXPENSES - MAINTENANCE (e)
701	Salaries and Wages - Employees	\$	\$	\$
703	Salaries and Wages - Officers, Directors and Majority Stockholders			
704	Employee Pensions and Benefits			
710	Purchased Sewage Treatment		XXXXXXXXXXXXXXXX	XXXXXXXXXXXXXXXX
711	Sludge Removal Expense	3210	XXXXXXXXXXXXXXXX	XXXXXXXXXXXXXXXX
715	Purchased Power	55960		XXXXXXXXXXXXXXXX
716	Fuel for Power Purchased			XXXXXXXXXXXXXXXX
718	Chemicals	5653		
720	Materials and Supplies			
731	Contractual Services - Eng.			
732	Contractual Services - Acct.			
733	Contractual Services - Legal			
734	Contractual Services - Management Fees	114000		
735	Contractual Services - Other			
741	Rental of Building/Real Property			
742	Rental of Equipment			
750	Transportation Expenses			
756	Insurance - Vehicle			
757	Insurance - General Liability			
758	Insurance - Workman's Compensation			
759	Insurance - Other			
760	Advertising Expense		XXXXXXXXXXXXXXXX	XXXXXXXXXXXXXXXX
766	Regulatory Commission Expenses - Amortization of Rate Case Expense		XXXXXXXXXXXXXXXX	XXXXXXXXXXXXXXXX
767	Regulatory Commission Expenses - Other		XXXXXXXXXXXXXXXX	XXXXXXXXXXXXXXXX
770	Bad Debt Expense		XXXXXXXXXXXXXXXX	XXXXXXXXXXXXXXXX
775	Miscellaneous Expenses	71505		27128
	Total Sewer Utility Expenses	\$ 250428	\$ -	\$ 27128

SEWER EXPENSE ACCOUNT MATRIX

.3 PUMPING EXPENSES - OPERATIONS (f)	.4 PUMPING EXPENSES - MAINTENANCE (g)	.5 TREATMENT & DISPOSAL EXPENSES - OPERATIONS (h)	.6 TREATMENT & DISPOSAL EXPENSES - MAINTENANCE (i)	.7 CUSTOMER ACCOUNTS EXPENSE (j)	.8 ADMINISTRATIVE & GENERAL EXPENSES (k)
\$	\$	\$	\$	\$	\$
XXXXXXXXXXXXXXXX	XXXXXXXXXXXXXXXX	XXXXXXXXXXXXXXXX	XXXXXXXXXXXXXXXX	XXXXXXXXXXXXXXXX	XXXXXXXXXXXXXXXX
XXXXXXXXXXXXXXXX	XXXXXXXXXXXXXXXX	3310	XXXXXXXXXXXXXXXX	XXXXXXXXXXXXXXXX	XXXXXXXXXXXXXXXX
XXXXXXXXXXXXXXXX	XXXXXXXXXXXXXXXX	55960	XXXXXXXXXXXXXXXX	XXXXXXXXXXXXXXXX	XXXXXXXXXXXXXXXX
XXXXXXXXXXXXXXXX	XXXXXXXXXXXXXXXX	5653	XXXXXXXXXXXXXXXX	XXXXXXXXXXXXXXXX	XXXXXXXXXXXXXXXX
XXXXXXXXXXXXXXXX	XXXXXXXXXXXXXXXX	114000	XXXXXXXXXXXXXXXX	XXXXXXXXXXXXXXXX	XXXXXXXXXXXXXXXX
XXXXXXXXXXXXXXXX	XXXXXXXXXXXXXXXX	XXXXXXXXXXXXXXXX	XXXXXXXXXXXXXXXX	XXXXXXXXXXXXXXXX	XXXXXXXXXXXXXXXX
XXXXXXXXXXXXXXXX	XXXXXXXXXXXXXXXX	XXXXXXXXXXXXXXXX	XXXXXXXXXXXXXXXX	XXXXXXXXXXXXXXXX	XXXXXXXXXXXXXXXX
XXXXXXXXXXXXXXXX	XXXXXXXXXXXXXXXX	XXXXXXXXXXXXXXXX	XXXXXXXXXXXXXXXX	XXXXXXXXXXXXXXXX	XXXXXXXXXXXXXXXX
XXXXXXXXXXXXXXXX	XXXXXXXXXXXXXXXX	XXXXXXXXXXXXXXXX	XXXXXXXXXXXXXXXX	XXXXXXXXXXXXXXXX	XXXXXXXXXXXXXXXX
XXXXXXXXXXXXXXXX	XXXXXXXXXXXXXXXX	8856	XXXXXXXXXXXXXXXX	XXXXXXXXXXXXXXXX	XXXXXXXXXXXXXXXX
\$ -	\$ -	\$ 187779	\$ -	\$ -	\$ 35521

UTILITY NAME: KW RESORT UTILITY CORP

YEAR OF REPORT
DECEMBER 31, 1997

SEWER OPERATING REVENUE

ACCT. NO. (a)	DESCRIPTION (b)	BEGINNING YEAR NO. CUSTOMERS (c)	YEAR END NUMBER CUSTOMERS (d)	AMOUNTS (e)
	Operating Revenues:			
	Flat Rate Revenues:			
521.1	Residential Revenues	679	761	\$ 292945
521.2	Commercial Revenues			
521.3	Industrial Revenues			
521.4	Revenues From Public Authorities			
521.5	Multiple Family Dwelling Revenues	39	39	15699
521.6	Other Revenues			
	Total Flat Rate Revenues	718	800	\$ 308644
	Measured Revenues:			
522.1	Residential Revenues			\$
522.2	Commercial Revenues	13	16	55907
522.3	Industrial Revenues			
522.4	Revenues From Public Authorities			
522.5	Multiple Family Dwelling Revenues			
	Total Measured Revenues	13	16	\$ 55907
523	Revenues From Public Authorities			\$
524	Revenues From Other Systems			
525	Interdepartmental Revenues			
	Totals	731	816	\$ 364551
	Other Sewer Revenues:			
530	Guaranteed Revenue			\$
531	Sale Of Sludge			
532	Forfeited Discounts			
534	Rents From Sewer Property			
535	Interdepartmental Rents			
536	Other Sewer Revenues			15437
	Total Other Sewer Revenues			\$ 15437
	Total Sewer Operating Revenues			\$ 379988

UTILITY NAME: KW RESORT UTILITIES CORP

YEAR OF REPORT DECEMBER 31, 19 <u>97</u>

BASIS FOR SEWER DEPRECIATION CHARGES

ACCT. NO. (a)	ACCOUNT NAME (b)	AVERAGE SERVICE LIFE IN YEARS (c)	AVERAGE NET SALVAGE IN PERCENT (d)	DEPRECIATION RATE APPLIED IN PERCENT (100% - d) / c (e)
354	Structures and Improvements	30	0%	.033%
360	Collection Sewers - Force			
361	Collection Sewers - Gravity	30	0%	.033%
362	Special Collecting Structures			
363	Services to Customers			
364	Flow Measuring Devices			
365	Flow Measuring Installations			
370	Receiving Wells			
371	Pumping Equipment			
380	Treatment and Disposal Equip.			
381	Plant Sewers	30	0%	.033%
382	Outfall Sewer Lines			
389	Other Plant and Miscellaneous Equipment			
390	Office Furniture and Equip.	10	0%	.100%
391	Transportation Equipment	5	0%	.200%
392	Stores Equipment			
393	Tools, Shop and Garage Equip.			
394	Laboratory Equipment			
395	Power Operated Equipment			
396	Communication Equipment			
397	Miscellaneous Equipment			
398	Other Tangible Plant	15	0%	.067%
	Sewer Plant Composite Depreciation Rate *			

* If depreciation rates prescribed by this Commission are on a total composite basis, entries should be made on this line only.

UTILITY NAME: KW RESORT UTILITY CORP

YEAR OF REPORT DECEMBER 31, 19 <u>97</u>

ANALYSIS OF ENTRIES IN SEWER ACCUMULATED DEPRECIATION

ACCT. NO. (a)	ACCOUNT NAME (b)	BALANCE AT BEGINNING OF YEAR (c)	ACCRUALS (d)	OTHER CREDITS * (e)	TOTAL CREDITS (d+e) (f)
354	Structures and Improvements	\$ 35385	\$ 4034	\$	\$
360	Collection Sewers - Force				
361	Collection Sewers - Gravity	135160	28012		
362	Special Collecting Structures				
363	Services to Customers				
364	Flow Measuring Devices				
365	Flow Measuring Installations				
370	Receiving Wells				
371	Pumping Equipment	212612	23062		
380	Treatment and Disposal Equip.				
381	Plant Sewers	251138	8530		
382	Outfall Sewer Lines				
389	Other Plant and Miscellaneous Equipment				
390	Office Furniture and Equip.	2478			
391	Transportation Equipment				
392	Stores Equipment				
393	Tools, Shop and Garage Equip.				
394	Laboratory Equipment				
395	Power Operated Equipment				
396	Communication Equipment				
397	Miscellaneous Equipment				
398	Other Tangible Plant	524062	38476		
	Total Depreciable Sewer Plant In Service	\$ 1160835	\$ 102114	\$ -	\$ -

* Specify nature of transaction.
Use () to denote reversal entries.

ANALYSIS OF ENTRIES IN SEWER ACCUMULATED DEPRECIATION (Cont'd)

PLANT RETIRED (g)	ASSOCIATED SALVAGE AND INSURANCE (h)	ASSOCIATED COST OF REMOVAL (i)	OTHER CHARGES (j)	TOTAL CHARGES (g-h+i+j) (k)	BALANCE AT END OF YEAR (c+f-k) (l)
\$	\$	\$	\$	\$	\$ 39419
-	-	-	-	-	163172
-	-	-	-	-	-
-	-	-	-	-	235674
-	-	-	-	-	259668
-	-	-	-	-	-
-	-	-	-	-	2478
-	-	-	-	-	-
-	-	-	-	-	562588
\$ —	\$ —	\$ —	\$ —	\$ —	\$ 1262949

UTILITY NAME: KW Resort Utilities Corp

YEAR OF REPORT
DECEMBER 31, 1997

UTILITY SYSTEM: Sewer

PUMPING EQUIPMENT

Lift station number	<u>FM</u>	<u>L2A</u>	<u>L1</u>	<u>L3</u>	<u>L4</u>	<u>L5</u>
Make or type and nameplate data of pump	<u>Smith Barlow</u>	<u>Smith Barlow</u>	<u>Common Pump</u>	<u>Goulds</u>	<u>Goulds</u>	<u>Common Pump</u>
Year installed	<u>1995</u>	<u>1992</u>	<u>1973</u>	<u>1995</u>	<u>1995</u>	<u>1974</u>
Rated capacity <u>GPM</u>			<u>400 GPM</u>	<u>110 GPM</u>	<u>110</u>	<u>280</u>
Size	<u>4"</u>	<u>4"</u>	<u>3"</u>	<u>2"</u>	<u>2"</u>	<u>3"</u>
Power:						
Electric	<u>220</u>	<u>220</u>	<u>220</u>	<u>220</u>	<u>220</u>	<u>220</u>
Mechanical						
Nameplate data of motor	<u>7 HP</u>	<u>7 HP</u>	<u>Dayton 5HP</u>	<u>Goulds 1 HP</u>	<u>Goulds 1 HP</u>	<u>Dayton 3 HP</u>
	<u>3 PH</u>	<u>3 PH</u>	<u>3 PH</u>	<u>3 PH</u>	<u>3 PH</u>	<u>3 PH</u>

Lift station number	<u>Golf Course</u>	<u>Dog Track</u>	<u>Pinet Palms</u>	<u>EE P.S.</u>	<u>Office</u>	<u>Golf Course</u>
Make or type and nameplate data of pump	<u>Hydro autic</u>	<u>Goulds</u>	<u>Goulds</u>	<u>Crane Drilling</u>	<u>ENV 9 Submer</u>	<u>Impell</u>
Year installed	<u>1986</u>	<u>1995</u>	<u>1989</u>	<u>1982</u>	<u>1982</u>	<u>1996</u>
Rated capacity <u>GPM</u>	<u>600</u>	<u>100</u>	<u>400</u>	<u>500</u>	<u>75</u>	<u>125</u>
Size <u>inches</u>	<u>4"</u>	<u>2"</u>	<u>4"</u>	<u>6"</u>	<u>1"</u>	<u>4"</u>
Power:						
Electric <u>VAC</u>	<u>220</u>	<u>220</u>	<u>460</u>	<u>460</u>	<u>220</u>	<u>230</u>
Mechanical						
Nameplate data of motor	<u>12 HP</u>	<u>1 HP</u>	<u>5 HP</u>	<u>15 HP</u>	<u>1/2 HP</u>	<u>10 HP</u>
	<u>3 PH</u>	<u>1 PH</u>	<u>3 PH</u>	<u>3 PH</u>	<u>1 PH</u>	<u>3 PH</u>

SERVICE CONNECTIONS

Size (inches)	<u>4"</u>	<u>6"</u>	<u>3"</u>	<u>6"</u>		
Type (PVC, VCP, etc.)	<u>PVC</u>	<u>VCP</u>	<u>CI</u>	<u>PVC</u>		
Average length	<u>25'</u>	<u>25'</u>	<u>25'</u>			
Number of active service connections	<u>178</u>	<u>20</u>	<u>375</u>			
Beginning of year	<u>178</u>	<u>20</u>	<u>375</u>			
Added during year	<u>0</u>	<u>0</u>	<u>0</u>			
Retired during year	<u>0</u>	<u>0</u>	<u>0</u>			
End of year	<u>178</u>	<u>20</u>	<u>375</u>			
Give full particulars concerning inactive connections	<u>NA</u>	<u>NA</u>	<u>NA</u>	<u>NA</u>		

UTILITY NAME: KW Resort Utilities
 UTILITY SYSTEM: Sewer

YEAR OF REPORT
 DECEMBER 31, 19__

PUMPING EQUIPMENT

Lift station number	18	16	14	---	---	---
Make or type and nameplate data of pump	VC	---	---	---	---	---
Year installed	---	---	---	---	---	---
Rated capacity	---	---	---	---	---	---
Size	---	---	---	---	---	---
Power:	---	---	---	---	---	---
Electric	---	---	---	---	---	---
Mechanical	---	---	---	---	---	---
Nameplate data of motor	---	---	---	---	---	---
---	---	---	---	---	---	---
Lift station number	---	---	---	---	---	---
Make or type and nameplate data of pump	---	---	---	---	---	---
Year installed	---	---	---	---	---	---
Rated capacity	---	---	---	---	---	---
Size	---	---	---	---	---	---
Power:	---	---	---	---	---	---
Electric	---	---	---	---	---	---
Mechanical	---	---	---	---	---	---
Nameplate data of motor	---	---	---	---	---	---
---	---	---	---	---	---	---

SERVICE CONNECTIONS

Size (inches)	<u>3"</u>	<u>4"</u>	<u>6"</u>	<u>6"</u>	---	---
Type (PVC, VCP, etc.)	<u>CI</u>	<u>PVC</u>	<u>PVC</u>	<u>VCP</u>	---	---
Average length	<u>25'</u>	<u>25'</u>	<u>35'</u>	<u>25'</u>	---	---
Number of active service connections	<u>375</u>	<u>178</u>	<u>246</u>	<u>20</u>	---	---
Beginning of year	<u>375</u>	<u>178</u>	<u>46</u>	<u>20</u>	---	---
Added during year	<u>0</u>	<u>0</u>	<u>150</u>	<u>0</u>	---	---
Retired during year	<u>0</u>	<u>0</u>	<u>0</u>	<u>0</u>	---	---
End of year	<u>375</u>	<u>178</u>	<u>246</u>	<u>20</u>	---	---
Give full particulars concerning inactive connections	<u>NA</u>	<u>NA</u>	<u>NA</u>	<u>NA</u>	---	---
---	---	---	---	---	---	---

UTILITY NAME: KW Resort Utilities

YEAR OF REPORT
DECEMBER 31, 1997

UTILITY SYSTEM: Sewer

COLLECTING MAINS

COLLECTING MAINS:						
Size (inches)	8"	6"	8"			
Type of main	VCP	PVC	PVC			
Length of main (nearest foot):						
Beginning of year	10200	500	2994			
Added during year	0	0	2994			
Retired during year	0	0	0			
End of year	10200	500	2994			
MANHOLES:						
Size	23 1/2"	32"	23 1/2"			
Type	Brick	Brick	Concrete			
Number:						
Beginning of year	56	2	25			
Added during year	0	0	0			
Retired during year	0	0	0			
End of year	56	2	25			

FORCE MAINS

FORCE MAINS:						
Size (inches)	8	4	6			
Type of main	PVC	PVC	PVC			
Length of main (nearest foot):						
Beginning of year	10000	720	1275			
Added during year	0	0	0			
Retired during year	0	0	0			
End of year	10000	720	1275			

UTILITY NAME: KW Resort Utilities
 SYSTEM NAME: Sewer

YEAR OF REPORT
 DECEMBER 31, 1997

TREATMENT PLANT

Manufacturer	<u>Dryco Defiance</u>		
Type	<u>Extended Operation</u>		
"Steel" or "Concrete"	<u>Steel</u>		
Total Capacity	<u>1.499</u>		
Average Daily Flow	<u>.165 mgd</u>		
Effluent Disposal	<u>Spray Irrigation</u>		
Total Gallons of Sewage Treated	<u>60,195,000 gal.</u>		

MASTER LIFT STATION PUMPS

Manufacturer	<u>Smith Barlow</u>	<u>Smith Barlow</u>	<u>Hydraulic</u>	<u>Impell</u>		
Capacity	<u>350</u>	<u>350</u>	<u>600</u>	<u>450</u>		
Motor : Mfr.	<u>S&L</u>	<u>S&L</u>				
Horsepower	<u>7</u>	<u>7</u>	<u>12</u>	<u>7</u>		
Power (Electric or Mechanical)	<u>220</u>	<u>220</u>	<u>220</u>	<u>220</u>		

OTHER SEWER SYSTEM INFORMATION

- Maximum number of ERC's * which can be served. 1996 ~~ERC's~~ ERC's
- Estimated annual increase in ERC's *. 100
- List permit numbers required by Chapter 17-4, Rules of the Department of Environmental Regulation (DER) for systems in operation.
- State any plans and estimated completion dates for any enlargements of this system. Proposing to install gravity mains to service all of South Stock Island - Est. completion date 1999
- If present systems do not meet the requirements of Chapter 17-4, Rules of the DER, submit the following:
 - Evaluation of the present plant or plants in regard to meeting the DER's rules.
 - Plans for funding and construction of the required upgrading.
 - Have these plans been coordinated with the DER? _____
 - Do they concur? _____
 - When will construction begin? _____
- In what percent of your certificated area have service connections been installed? 65 1/2 %

* ERC = (Total Gallons Treated / 365 days) / 275 Gallons Per Day

Note: Total Gallons Treated includes both sewage treated and purchased sewage treatment

UTILITY NAME: KW RESORT UTILITY COOP

YEAR OF REPORT
DECEMBER 31, 1997

UTILITY SYSTEM: _____

CALCULATION OF THE SEWER SYSTEMS EQUIVALENT RESIDENTIAL UNITS

METER SIZE * (a)	TYPE OF METER * (b)	EQUIVALENT FACTOR (c)	NUMBER OF METERS (d)	TOTAL NUMBER OF METER EQUIVALENTS (c x d) (e)
5/8"	Displacement	1.0		
3/4"	Displacement	1.5	<u>318</u>	<u>1727</u>
1"	Displacement	2.5		
1 1/2"	Displacement or Turbine	5.0		
2"	Displacement, Compound or Turbine	8.0	<u>1</u>	<u>8</u>
3"	Displacement	15.0		
3"	Compound	16.0		
3"	Turbine	17.5		
4"	Displacement or Compound	25.0		
4"	Turbine	30.0		
6"	Displacement or Compound	50.0		
6"	Turbine	62.5		
8"	Compound	80.0		
8"	Turbine	90.0		
10"	Compound	115.0		
10"	Turbine	145.0		
12"	Turbine	215.0		
Total Sewer System Meter Equivalents				<u>1235</u>

CALCULATION OF THE SEWER SYSTEMS EQUIVALENT RESIDENTIAL CONNECTIONS

$$\frac{(60,195,000 \text{ (total gallons treated)})}{365 \text{ days}} \div 275 \text{ gpd} = \underline{599}$$