

OFFICIAL COPY
Public Service Commission
Do Not Remove from this Office

CLASS "A" OR "B"

WATER AND/OR WASTEWATER UTILITIES
(Gross Revenue of More Than \$200,000 Each)

ANNUAL REPORT

OF

Commercial Utilities, Division of Grace and Company, Inc.
Exact Legal Name of Respondent

WS090-05-AR
Certificate Number(s)

Submitted To The

STATE OF FLORIDA



FOR THE

YEAR ENDED DECEMBER 31, 2005

RECEIVED
PUBLIC SERVICE
COMMISSION
06 MAY - 1 PM 4: 28
DIVISION OF
ECONOMIC REGULATION

TABLE OF CONTENTS

SCHEDULE	PAGE	SCHEDULE	PAGE
EXECUTIVE SUMMARY			
Certification	E-1	Business Contracts with Officers, Directors and Affiliates	E-7
General Information	E-2	Affiliation of Officers and Directors	E-8
Directory of Personnel Who Contact the FPSC	E-3	Businesses which are a Byproduct, Coproduct or Joint Product Result of Providing Service	E-9
Company Profile	E-4	Business Transactions with Related Parties. Part I and II	E-10
Parent / Affiliate Organization Chart	E-5		
Compensation of Officers & Directors	E-6		
FINANCIAL SECTION			
Comparative Balance Sheet - Assets and Other Debits	F-1	Unamortized Debt Discount / Expense / Premium	F-13
Comparative Balance Sheet - Equity Capital and Liabilities	F-2	Extraordinary Property Losses	F-13
Comparative Operating Statement	F-3	Miscellaneous Deferred Debits	F-14
Year End Rate Base	F-4	Capital Stock	F-15
Year End Capital Structure	F-5	Bonds	F-15
Capital Structure Adjustments	F-6	Statement of Retained Earnings	F-16
Utility Plant	F-7	Advances from Associated Companies	F-17
Utility Plant Acquisition Adjustments	F-7	Other Long Term Debt	F-17
Accumulated Depreciation	F-8	Notes Payable	F-18
Accumulated Amortization	F-8	Accounts Payable to Associated Companies	F-18
Regulatory Commission Expense - Amortization of Rate Case Expense	F-9	Accrued Interest and Expense	F-19
Nonutility Property	F-9	Miscellaneous Current & Accrued Liabilities	F-20
Special Deposits	F-9	Advances for Construction	F-20
Investments and Special Funds	F-10	Other Deferred Credits	F-21
Accounts and Notes Receivable - Net	F-11	Contributions In Aid of Construction	F-22
Accounts Receivable from Associated Companies	F-12	Accumulated Amortization of CIAC	F-22
Notes Receivable from Associated Companies	F-12	Reconciliation of Reported Net Income with Taxable Income for Federal Income Taxes	F-23
Miscellaneous Current & Accrued Assets	F-12		

TABLE OF CONTENTS

SCHEDULE	PAGE	SCHEDULE	PAGE
WATER OPERATION SECTION			
Water Listing of System Groups	W-1	CIAC Additions / Amortization	W-8
Year End Water Rate Base	W-2	Water Operating Revenue	W-9
Water Operating Statement	W-3	Water Utility Expense Accounts	W-10
Water Utility Plant Accounts	W-4	Pumping and Purchased Water Statistics, Source Supply	W-11
Basis for Water Depreciation Charges	W-5	Water Treatment Plant Information	W-12
Analysis of Entries in Water Depreciation Reserve	W-6	Calculation of ERC's	W-13
Contributions In Aid of Construction	W-7	Other Water System Information	W-14
WASTEWATER OPERATION SECTION			
Wastewater Listing of System Groups	S-1	Contributions In Aid of Construction	S-7
Year End Wastewater Rate Base	S-2	CIAC Additions / Amortization	S-8
Wastewater Operating Statement	S-3	Wastewater Operating Revenue	S-9
Wastewater Utility Plant Accounts	S-4	Wastewater Utility Expense Accounts	S-10
Basis for Wastewater Depreciation Charges	S-5	Calculation of ERC's	S-11
Analysis of Entries in Wastewater Depreciation Reserve	S-6	Wastewater Treatment Plant Information	S-12
		Other Wastewater System Information	S-13

**EXECUTIVE
SUMMARY**

UTILITY NAME: Commerical Utilities, Division of Grace and Company, Inc.


YEAR OF REPORT
December 31, 2005


CERTIFICATION OF ANNUAL REPORT

I HEREBY CERTIFY, to the best of my knowledge and belief:

- | | | | |
|--|--------------------------------|----|---|
| YES
<input checked="" type="checkbox"/> | NO
<input type="checkbox"/> | 1. | The utility is in substantial compliance with the Uniform System of Accounts prescribed by the Florida Public Service Commission. |
| YES
<input checked="" type="checkbox"/> | NO
<input type="checkbox"/> | 2. | The utility is in substantial compliance with all applicable rules and orders of the Florida Public Service Commission. |
| YES
<input checked="" type="checkbox"/> | NO
<input type="checkbox"/> | 3. | There have been no communications from regulatory agencies concerning noncompliance with, or deficiencies in, financial reporting practices that could have a material effect on the the financial statement of the utility. |
| YES
<input checked="" type="checkbox"/> | NO
<input type="checkbox"/> | 4. | The annual report fairly represents the financial condition and results of operations of the respondent for the period presented and other information and statements presented in the the report as to the business affairs of the respondent are true, correct and complete for the period for which it represents. |

Items Certified			
1.	2.	3.	4.
X	X	X	X
1.	2.	3.	4.



(Signature of Chief Executive Officer of the utility) *


(Signature of Chief Financial Officer of the utility) *

* Each of the four items must be certified YES or NO. Each item need not be certified by both officers. The items being certified by the officer should be indicated in the appropriate area to the left of the signature.

NOTICE: Section 837.06, Florida Statutes, provides that any person who knowingly makes a false statement in writing with the intent to mislead a public servant in the performance of his duty shall be guilty of a misdemeanor of the second degree.

ANNUAL REPORT OF

YEAR OF REPORT
December 31, 2005

Commerical Utilities, Division of Grace and Company, Inc.
(Exact Name of Utility)

County: Duval

List below the exact mailing address of the utility for which normal correspondence should be sent:

865 SOUTH LANE AVENUE
JACKSONVILLE, FLORIDA 32205

Telephone: 781-970

E Mail Address: N/A

WEB Site: N/A

Sunshine State One-Call of Florida, Inc. Member Number N/A

Name and address of person to whom correspondence concerning this report should be addressed:

ELROY C. GRACE, PRESIDENT
GRACE & COMPANY, INC.
865 SOUTH LANE AVENUE
JACKSONVILLE, FLORIDA 32205

Telephone: 904-781-970

List below the address of where the utility's books and records are located:

865 SOUTH LANE AVENUE
JACKSONVILLE, FLORIDA 32205

Telephone: 904-781-970

List below any groups auditing or reviewing the records and operations:

N/A

Date of original organization of the utility: April 4, 1974

Check the appropriate business entity of the utility as filed with the Internal Revenue Service

Individual Partnership Sub S Corporation 1120 Corporation

List below every corporation or person owning or holding directly or indirectly 5% or more of the voting securities of the utility:

	Name	Percent Ownership
1.	ELROY C. GRACE	30
2.	WALTER E. GRACE	20
3.	FORBES D. GRACE	20
4.	ROBERT B. GRACE	30
5.		
6.		
7.		
8.		
9.		
10.		

UTILITY NAME: Commerical Utilities, Division of Grace and Company, Inc.

YEAR OF REPORT
December 31, 2005

DIRECTORY OF PERSONNEL WHO CONTACT
THE FLORIDA PUBLIC SERVICE COMMISSION

NAME OF COMPANY REPRESENTATIVE (1)	TITLE OR POSITION (2)	ORGANIZATIONAL UNIT TITLE (3)	USUAL PURPOSE FOR CONTACT WITH FPSC
ELROY C. GRACE	PRESIDENT	GRACE & COMPANY INC	GENERAL REGULATORY MATTERS

- (1) Also list appropriate legal counsel, accountants and others who may not be on general payroll.
- (2) Provide individual telephone numbers if the person is not normally reached at the company.
- (3) Name of company employed by if not on general payroll.

COMPANY PROFILE

Provide a brief narrative company profile which covers the following areas:

- A. Brief company history.
- B. Public services rendered.
- C. Major goals and objectives.
- D. Major operating divisions and functions.
- E. Current and projected growth patterns.
- F. Major transactions having a material effect on operations.

A. Commerical Utilities was organized on April 1, 1974 and recieved Public Serivce Commission Certificate 164-S on June 4 1975. Prior to the existnece of Commerical Utilities and PCS certification, water and wastewater treatment was available to land tenants of Grand & Company, Inc. from existing company owned water and wastewater treatment plants. Our utility growth has been determined by normal growth and by a moratorium paced by the City of Jacksonville, Florida on construction of new wastewater treatment facilities. On January 18, 1991, Commercial Utilities began purchasing water through the existing lines. On August 8, 1992, all of the wastewater collecting lines were connected to theAtlee Street wastewater pump station belonging to the City of Jacksonville, Florida; however the responsibility of the lines and collection of wastewater remains with Commercial Utilities. By order No. PSC-97-94-FOF-WU, the commission acknowledged to the exempt status of the water division and cancelled Certificate No. 219-W on January 27, 1997.

B Wastewater

C.To provide quality wastewater serivce to the customers within our service area.

D.Commercial Utilities has two persons on premises to take care of line breaks, replacing of valves, etc. Major work is contracted out. Billing and contract functions are performed by two persons.

E.Currently, our growth is somewhat static; however, future growth has been permitted. The City of Jacksonville, Florida has recently extended their lines into property that we were led to believe was our certified territory.

F.Commercial Utilities proposes to reroute some collection lines to acomodate some land use changes.


UTILITY NAME: Commerical Utilities, Division of Grace and Company, Inc.

YEAR OF REPORT
December 31, 2005

PARENT / AFFILIATE ORGANIZATION CHART

Current as of December 31, 2005

Complete below an organizational chart that show all parents, subsidiaries and affiliates of the utility.
The chart must also show the relationship between the utility and affiliates listed on E-7, E-10(a) and E-10(b).



UTILITY NAME: Commerical Utilities, Division of Grace and Company, Inc.

YEAR OF REPORT December 31, 2005
--

COMPENSATION OF OFFICERS

For each officer, list the time spent on respondent as an officer compared to time spent on total business activities and the compensation received as an officer from the respondent.			
NAME (a)	TITLE (b)	% OF TIME SPENT AS OFFICER OF THE UTILITY (c)	OFFICERS' COMPENSATION (d)
ELROY C. GRACE	PRESIDENT	25%	28,366
WALTER E. GRACE	VICE PRESIDENT	1%	0
FORBES D. GRACE	VICE PRESIDENT	1%	0
ROBERT B. GRACE	SECRETARY/ TREASURER	1%	0

COMPENSATION OF DIRECTORS

For each director, list the number of director meetings attended by each director and the compensation received as a director from the respondent.			
NAME (a)	TITLE (b)	NUMBER OF DIRECTORS' MEETINGS ATTENDED (c)	DIRECTORS' COMPENSATION (d)
ELROY C. GRACE	PRESIDENT	12	28,366
WALTER E. GRACE	VICE PRESIDENT	12	0
FORBES D. GRACE	VICE PRESIDENT	12	0
ROBERT B. GRACE	SECRETARY/ TREASURER	12	0

UTILITY NAME: Commerical Utilities, Division of Grace and Company, Inc.

YEAR OF REPORT
December 31, 2005

BUSINESS CONTRACTS WITH OFFICERS, DIRECTORS AND AFFILIATES

List all contracts, agreements, or other business arrangements* entered into during the calendar year (other than compensation related to position with Respondents) between the Respondent and officer and director listed on page E-6. In addition, provide the same information with respect to professional services for each firm, partnership, or organization with which the officer or director is affiliated.

NAME OF OFFICER, DIRECTOR OR AFFILIATE (a)	IDENTIFICATION OF SERVICE OR PRODUCT (b)	AMOUNT (c)	NAME AND ADDRESS OF AFFILIATED ENTITY (d)
N/A	N/A	N/A	N/A

* Business Agreement, for this schedule, shall mean any oral or written business deal which binds the concerned parties for products or services during the reporting year or future years. Although the Respondent and/or other companies will benefit from the arrangement, the officer or director is, however, acting on his behalf or for the benefit of other companies or persons.

UTILITY NAME: Commerical Utilities, Division of Grace and Company, Inc.

YEAR OF REPORT
December 31, 2005

AFFILIATION OF OFFICERS AND DIRECTORS

For each of the officials listed on page E-6, list the principal occupation or business affiliations or connections with any other business or financial organizations, firms, or partnerships. For purposes of this part, an official will be considered to have an affiliation with any business or financial organization, firm or partnership in which he is an officer, director, trustee, partner, or a person exercising similar functions.

NAME (a)	PRINCIPAL OCCUPATION OR BUSINESS AFFILIATION (b)	AFFILIATION OR CONNECTION (c)	NAME AND ADDRESS OF AFFILIATION OR CONNECTION (d)
ELROY C. GRACE	GRACE & COMPANY	PRESIDENT	GRACE & COMPANY 865 SO LANE AVE
FORBES D. GRACE	GRACE & COMPANY	CO-OWNER SERVICE DIRECTOR	GRACE & COMPANY 865 SO LANE AVE
WALTER E. GRACE	GRACE & COMPANY	DIRECTOR	GRACE & COMPANY 865 SO LANE AVE
ROBERT B. GRACE	GRACE & COMPANY	DIRECTOR	GRACE & COMPANY 865 SO LANE AVE

UTILITY NAME: Commercial Utilities, Division of Grace and Company, Inc.

YEAR OF REPORT
December 31, 2005

**BUSINESSES WHICH ARE A BY-PRODUCT, COPRODUCT OR JOINT-PRODUCT
RESULT OF PROVIDING WATER OR WASTEWATER SERVICE**

BUSINESS OR SERVICE CONDUCTED (a)	ASSETS		REVENUES		EXPENSES	
	BOOK COST OF ASSETS (b)	ACCOUNT NUMBER (c)	REVENUES GENERATED (d)	ACCOUNT NUMBER (e)	EXPENSES INCURRED (f)	ACCOUNT NUMBER (g)
N/A	\$ N/A	N/A	\$ N/A	N/A	\$ N/A	N/A

UTILITY NAME: Commercial Utilities, Division of Grace and Company, Inc.

BUSINESS TRANSACTIONS WITH RELATED PARTIES (Cont'd)

Part II. Specific Instructions: Sale, Purchase and Transfer of Assets 1. Enter in this part all transactions relating to the purchase, sale, or transfer of assets. 2. Below are examples of some types of transactions to include: -purchase, sale or transfer of equipment -purchase, sale or transfer of land and structures -purchase, sale or transfer of securities -noncash transfers of assets -noncash dividends other than stock dividends -write-off of bad debts or loans					
3. The columnar instructions follow: (a) Enter name of related party or company. (b) Describe briefly the type of assets purchased, sold or transferred. (c) Enter the total received or paid. Indicate purchase with "P" and sale with "S". (d) Enter the net book value for each item reported. (e) Enter the net profit or loss for each item reported. (column (c) - column (d)) (f) Enter the fair market value for each item reported. In space below or in a supplemental schedule, describe the basis used to calculate fair market value.					
NAME OF COMPANY OR RELATED PARTY (a)	DESCRIPTION OF ITEMS (b)	SALE OR PURCHASE PRICE (c)	NET BOOK VALUE (d)	GAIN OR LOSS (e)	FAIR MARKET VALUE (f)
N/A	N/A	\$ N/A	\$ N/A	\$ N/A	\$ N/A

**FINANCIAL
SECTION**

UTILITY NAME: Commerical Utilities, Division of Grace and Company, Inc.

YEAR OF REPORT December 31, 2005
--

**COMPARATIVE BALANCE SHEET
ASSETS AND OTHER DEBITS**

ACCT. NO. (a)	ACCOUNT NAME (b)	REF. PAGE (c)	PREVIOUS YEAR (d)	CURRENT YEAR (e)
UTILITY PLANT				
101-106	Utility Plant	F-7	\$ 524,655	\$ 524,655
108-110	Less: Accumulated Depreciation and Amortization	F-8	252,118	268,775
Net Plant			\$ 272,537	\$ 255,880
114-115	Utility Plant Acquisition adjustment (Net)	F-7		
116 *	Other Utility Plant Adjustments			
Total Net Utility Plant			\$ 272,537	\$ 255,880
OTHER PROPERTY AND INVESTMENTS				
121	Nonutility Property	F-9	\$	\$
122	Less: Accumulated Depreciation and Amortization			
Net Nonutility Property			\$	\$
123	Investment in Associated Companies	F-10		
124	Utility Investments	F-10		
125	Other Investments	F-10		
126-127	Special Funds	F-10		
Total Other Property & Investments			\$	\$
CURRENT AND ACCRUED ASSETS				
131	Cash		\$ 121,801	\$ 157,465
132	Special Deposits	F-9		
133	Other Special Deposits	F-9		
134	Working Funds			
135	Temporary Cash Investments			
141-144	Accounts and Notes Receivable, Less Accumulated Provision for Uncollectible Accounts	F-11		
145	Accounts Receivable from Associated Companies	F-12		
146	Notes Receivable from Associated Companies	F-12		
151-153	Material and Supplies			
161	Stores Expense			
162	Prepayments			
171	Accrued Interest and Dividends Receivable			
172 *	Rents Receivable			
173 *	Accrued Utility Revenues			
174	Miscellaneous Current and Accrued Assets	F-12		
Total Current and Accrued Assets			\$ 121,801	\$ 157,465

* Not Applicable for Class B Utilities

Rowe

UTILITY NAME: **Commerical Utilities, Division of Grace and Company, Inc.**

YEAR OF REPORT December 31, 2005
--

**COMPARATIVE BALANCE SHEET
ASSETS AND OTHER DEBITS**

ACCT. NO. (a)	ACCOUNT NAME (b)	REF. PAGE (c)	PREVIOUS YEAR (d)	CURRENT YEAR (e)
DEFERRED DEBITS				
181	Unamortized Debt Discount & Expense	F-13	\$ _____	\$ _____
182	Extraordinary Property Losses	F-13	_____	_____
183	Preliminary Survey & Investigation Charges		_____	_____
184	Clearing Accounts		_____	_____
185 *	Temporary Facilities		_____	_____
186	Miscellaneous Deferred Debits	F-14	_____	_____
187 *	Research & Development Expenditures		_____	_____
190	Accumulated Deferred Income Taxes		_____	_____
	Total Deferred Debits		\$ _____	\$ _____
	TOTAL ASSETS AND OTHER DEBITS		\$ 394,338	\$ 413,345

* Not Applicable for Class B Utilities

<p><u>NOTES TO THE BALANCE SHEET</u></p> <p>The space below is provided for important notes regarding the balance sheet.</p>

Revised

UTILITY NAME: Commerical Utilities, Division of Grace and Company, Inc.

YEAR OF REPORT December 31, 2005
--

**COMPARATIVE BALANCE SHEET
EQUITY CAPITAL AND LIABILITIES**

ACCT. NO. (a)	ACCOUNT NAME (b)	REF. PAGE (c)	PREVIOUS YEAR (d)	CURRENT YEAR (e)
EQUITY CAPITAL				
201	Common Stock Issued	F-15	\$ _____	\$ _____
204	Preferred Stock Issued	F-15	_____	_____
202,205 *	Capital Stock Subscribed		_____	_____
203,206 *	Capital Stock Liability for Conversion		_____	_____
207 *	Premium on Capital Stock		_____	_____
209 *	Reduction in Par or Stated Value of Capital Stock		_____	_____
210 *	Gain on Resale or Cancellation of Reacquired Capital Stock		_____	_____
211	Other Paid - In Capital		_____	_____
212	Discount On Capital Stock		_____	_____
213	Capital Stock Expense		_____	_____
214-215	Retained Earnings	F-16	(79,615)	(63,376)
216	Reacquired Capital Stock		_____	_____
218	Proprietary Capital (Proprietorship and Partnership Only)		_____	_____
Total Equity Capital			\$ (79,615)	\$ (63,376)
LONG TERM DEBT				
221	Bonds	F-15	_____	_____
222 *	Reacquired Bonds		_____	_____
223	Advances from Associated Companies	F-17	_____	_____
224	Other Long Term Debt	F-17	_____	_____
Total Long Term Debt			\$ _____	\$ _____
CURRENT AND ACCRUED LIABILITIES				
231	Accounts Payable		_____	_____
232	Notes Payable	F-18	_____	_____
233	Accounts Payable to Associated Companies	F-18	473,438	476,206
234	Notes Payable to Associated Companies	F-18	_____	_____
235	Customer Deposits		515	515
236	Accrued Taxes	W/S-3	_____	_____
237	Accrued Interest	F-19	_____	_____
238	Accrued Dividends		_____	_____
239	Matured Long Term Debt		_____	_____
240	Matured Interest		_____	_____
241	Miscellaneous Current & Accrued Liabilities	F-20	_____	_____
Total Current & Accrued Liabilities			\$ 473,953	\$ 476,721

* Not Applicable for Class B Utilities

Revised

UTILITY NAME: Commerical Utilities, Division of Grace and Company, Inc.

YEAR OF REPORT December 31, 2005
--

**COMPARATIVE BALANCE SHEET
EQUITY CAPITAL AND LIABILITIES**

ACCT. NO. (a)	ACCOUNT NAME (b)	REF. PAGE (c)	PREVIOUS YEAR (d)	CURRENT YEAR (e)
DEFERRED CREDITS				
251	Unamortized Premium On Debt	F-13	\$ _____	\$ _____
252	Advances For Construction	F-20	_____	_____
253	Other Deferred Credits	F-21	_____	_____
255	Accumulated Deferred Investment Tax Credits		_____	_____
Total Deferred Credits			\$ _____	\$ _____
OPERATING RESERVES				
261	Property Insurance Reserve		\$ _____	\$ _____
262	Injuries & Damages Reserve		_____	_____
263	Pensions and Benefits Reserve		_____	_____
265	Miscellaneous Operating Reserves		_____	_____
Total Operating Reserves			\$ _____	\$ _____
CONTRIBUTIONS IN AID OF CONSTRUCTION				
271	Contributions in Aid of Construction	F-22	\$ _____	\$ _____
272	Accumulated Amortization of Contributions in Aid of Construction	F-22	_____	_____
Total Net C.I.A.C.			\$ _____	\$ _____
ACCUMULATED DEFERRED INCOME TAXES				
281	Accumulated Deferred Income Taxes - Accelerated Depreciation		\$ _____	\$ _____
282	Accumulated Deferred Income Taxes - Liberalized Depreciation		_____	_____
283	Accumulated Deferred Income Taxes - Other		_____	_____
Total Accumulated Deferred Income Tax			\$ _____	\$ _____
TOTAL EQUITY CAPITAL AND LIABILITIES			\$ 394,338	\$ 413,345

Revised

UTILITY NAME: Commerical Utilities, Division of Grace and Company, Inc.

YEAR OF REPORT December 31, 2005
--

COMPARATIVE OPERATING STATEMENT

ACCT. NO. (a)	ACCOUNT NAME (b)	REF. PAGE (c)	PREVIOUS YEAR (d)	CURRENT YEAR * (e)
UTILITY OPERATING INCOME				
400	Operating Revenues	F-3(b)	\$ 248,404	\$ 262,475
469, 530	Less: Guaranteed Revenue and AFPI	F-3(b)		
Net Operating Revenues			\$ 248,404	\$ 262,475
401	Operating Expenses	F-3(b)	\$ 210,203	\$ 217,525
403	Depreciation Expense:	F-3(b)	\$ 21,446	\$ 19,424
	Less: Amortization of CIAC	F-22		
Net Depreciation Expense			\$ 21,446	\$ 19,424
406	Amortization of Utility Plant Acquisition Adjustment	F-3(b)		
407	Amortization Expense (Other than CIAC)	F-3(b)		
408	Taxes Other Than Income	W/S-3		11,612
409	Current Income Taxes	W/S-3		
410.10	Deferred Federal Income Taxes	W/S-3		
410.11	Deferred State Income Taxes	W/S-3		
411.10	Provision for Deferred Income Taxes - Credit	W/S-3		
412.10	Investment Tax Credits Deferred to Future Periods	W/S-3		
412.11	Investment Tax Credits Restored to Operating Income	W/S-3		
Utility Operating Expenses			\$ 231,649	\$ 248,561
Net Utility Operating Income			\$ 16,755	\$ 13,914
469, 530	Add Back: Guaranteed Revenue and AFPI	F-3(b)		
413	Income From Utility Plant Leased to Others			
414	Gains (losses) From Disposition of Utility Property			
420	Allowance for Funds Used During Construction			
Total Utility Operating Income [Enter here and on Page F-3(c)]			\$ 16,755	\$ 13,914

* For each account, Column e should agree with Cloumns f, g and h on F-3(b)

Revised

UTILITY NAME: Commerical Utilities, Division of Grace and Company, Inc.

YEAR OF REPORT December 31, 2005
--

COMPARATIVE OPERATING STATEMENT (Cont'd)

WATER SCHEDULE W-3 * (f)	WASTEWATER SCHEDULE S-3 * (g)	OTHER THAN REPORTING SYSTEMS (h)
\$ _____	\$ 262,475	\$ _____
\$ _____	\$ 262,475	\$ _____
\$ _____	\$ 217,525	\$ _____
_____	19,424	_____
\$ _____	\$ 19,424	\$ _____
_____	11,612	_____
_____	_____	_____
_____	_____	_____
\$ _____	\$ 248,561	\$ _____
\$ _____	\$ 13,914	\$ _____
_____	_____	_____
_____	_____	_____
\$ _____	\$ 13,914	\$ _____

* Total of Schedules W-3 / S-3 for all rate groups.

Revised

UTILITY NAME: Commerical Utilities, Division of Grace and Company, Inc.

YEAR OF REPORT December 31, 2005
--

COMPARATIVE OPERATING STATEMENT (Cont'd)

ACCT. NO. (a)	ACCOUNT NAME (b)	REF. PAGE (c)	PREVIOUS YEAR (d)	CURRENT YEAR (e)
Total Utility Operating Income [from page F-3(a)]			\$ 16,755	\$ 13,914
OTHER INCOME AND DEDUCTIONS				
415	Revenues-Merchandising, Jobbing, and Contract Deductions		\$ _____	\$ _____
416	Costs & Expenses of Merchandising Jobbing, and Contract Work		_____	_____
419	Interest and Dividend Income		304	2,325
421	Nonutility Income		_____	_____
426	Miscellaneous Nonutility Expenses		_____	_____
Total Other Income and Deductions			\$ 304	\$ 2,325
TAXES APPLICABLE TO OTHER INCOME				
408.20	Taxes Other Than Income		\$ _____	\$ _____
409.20	Income Taxes		_____	_____
410.20	Provision for Deferred Income Taxes		_____	_____
411.20	Provision for Deferred Income Taxes - Credit		_____	_____
412.20	Investment Tax Credits - Net		_____	_____
412.30	Investment Tax Credits Restored to Operating Income		_____	_____
Total Taxes Applicable To Other Income			\$ _____	\$ _____
INTEREST EXPENSE				
427	Interest Expense	F-19	\$ 30,000	\$ 0
428	Amortization of Debt Discount & Expense	F-13	_____	_____
429	Amortization of Premium on Debt	F-13	_____	_____
Total Interest Expense			\$ 30,000	\$ 0
EXTRAORDINARY ITEMS				
433	Extraordinary Income		\$ _____	\$ _____
434	Extraordinary Deductions		_____	_____
409.30	Income Taxes, Extraordinary Items		_____	_____
Total Extraordinary Items			\$ _____	\$ _____
NET INCOME			<u>\$ (12,941)</u>	<u>\$ 16,239</u>

Explain Extraordinary Income:

Revised

UTILITY NAME: Commerical Utilities, Division of Grace and Company, Inc.

YEAR OF REPORT December 31, 2005
--

SCHEDULE OF YEAR END RATE BASE

ACCT. NO. (a)	ACCOUNT NAME (b)	REF. PAGE (c)	WATER UTILITY (d)	WASTEWATER UTILITY (e)
101	Utility Plant In Service	F-7	\$	\$ 524,655
	Less:			
	Nonused and Useful Plant (1)			
108	Accumulated Depreciation	F-8		268,775
110	Accumulated Amortization	F-8		
271	Contributions in Aid of Construction	F-22		
252	Advances for Construction	F-20		
Subtotal			\$	\$ 255,880
272	Add: Accumulated Amortization of Contributions in Aid of Construction	F-22		
Subtotal			\$	\$ 255,880
114	Plus or Minus: Acquisition Adjustments (2)	F-7		
115	Accumulated Amortization of Acquisition Adjustments (2)	F-7		
	Working Capital Allowance (3)			28,642
	Other (Specify): _____ _____ _____			
RATE BASE			\$	\$ 284,522
NET UTILITY OPERATING INCOME			\$	\$ 13,914
ACHIEVED RATE OF RETURN (Operating Income / Rate Base)				4.89%

NOTES :

- (1) Estimate based on the methodology used in the last rate proceeding.
- (2) Include only those Acquisition Adjustments that have been approved by the Commission.
- (3) Calculation consistent with last rate proceeding.
In absence of a rate proceeding, Class A utilities will use the Balance Sheet Method and Class B Utilities will use the One-eighth Operating and Maintenance Expense Method.

Revised

UTILITY NAME: Commerical Utilities, Division of Grace and Company, Inc.

YEAR OF REPORT December 31, 2005
--

**SCHEDULE OF CURRENT COST OF CAPITAL
CONSISTENT WITH THE METHODOLOGY USED IN THE LAST RATE PROCEEDING (1)**

CLASS OF CAPITAL (a)	DOLLAR AMOUNT (2) (b)	PERCENTAGE OF CAPITAL (c)	ACTUAL COST RATES (3) (d)	WEIGHTED COST (c x d) (e)
Common Equity	\$ _____	_____	_____	_____
Preferred Stock	_____	_____	_____	_____
Long Term Debt	_____	_____	_____	_____
Customer Deposits	_____	_____	_____	_____
Tax Credits - Zero Cost	_____	_____	_____	_____
Tax Credits - Weighted Cost	_____	_____	_____	_____
Deferred Income Taxes	_____	_____	_____	_____
Other (Explain)	_____	_____	_____	_____
GRACE & COMPANY				
Total	\$ _____	_____		_____

(1) If the utility's capital structure is not used, explain which capital structure is used.

(2) Should equal amounts on Schedule F-6, Column (g).

(3) Mid-point of the last authorized Return On Equity or current leverage formula if none has been established.

Must be calculated using the same methodology used in the last rate proceeding using current annual report year end amounts and cost rates.

APPROVED RETURN ON EQUITY

Current Commission Return on Equity: _____
Commission order approving Return on Equity: _____

APPROVED AFUDC RATE

COMPLETION ONLY REQUIRED IF AFUDC WAS CHARGED DURING YEAR

Current Commission Approved AFUDC rate: _____ %
Commission order approving AFUDC rate: _____

If any utility capitalized any charge in lieu of AFUDC (such as interest only), state the basis of the charge, an explanation as to why AFUDC was not charged and the percentage capitalized.

Revised

UTILITY NAME: Commerical Utilities, Division of Grace and Company, Inc.

YEAR OF REPORT
December 31, 2005

**SCHEDULE OF CAPITAL STRUCTURE ADJUSTMENTS
CONSISTENT WITH THE METHODOLOGY USED IN THE LAST RATE PROCEEDING**

CLASS OF CAPITAL (a)	PER BOOK BALANCE (b)	NON-UTILITY ADJUSTMENTS (c)	NON-JURISDICTIONAL ADJUSTMENTS (d)	OTHER (1) ADJUSTMENTS SPECIFIC (e)	OTHER (1) ADJUSTMENTS PRO RATA (f)	CAPITAL STRUCTURE (g)
Common Equity	\$ 172,666	\$	\$	\$	\$	\$ 172,666
Preferred Stock						0
Long Term Debt						0
Customer Deposits						0
Tax Credits - Zero Cost						0
Tax Credits - Weighted Cost						0
Deferred Inc. Taxes						0
Other (Explain)						0
GRACE & COMPANY	269714					269,714
Total	\$ 172,666	\$	\$	\$	\$	\$ 442,380

(1) Explain below all adjustments made in Columns (e) and (f):

Revised

UTILITY NAME: Commerical Utilities, Division of Grace and Company, Inc.

YEAR OF REPORT
December 31, 2005

**UTILITY PLANT
ACCOUNTS 101 - 106**

ACCT. NO. (a)	DESCRIPTION (b)	WATER (c)	WASTEWATER (d)	OTHER THAN REPORTING SYSTEMS (e)	TOTAL (f)
101	Plant Accounts: Utility Plant In Service	\$ _____	\$ 524,655	\$ _____	\$ 524,655
102	Utility Plant Leased to Other	_____	_____	_____	_____
103	Property Held for Future Use	_____	_____	_____	_____
104	Utility Plant Purchased or Sold	_____	_____	_____	_____
105	Construction Work in Progress	_____	_____	_____	_____
106	Completed Construction Not Classified	_____	_____	_____	_____
	Total Utility Plant	\$ _____	\$ 524,655	\$ _____	\$ 524,655

**UTILITY PLANT ACQUISITION ADJUSTMENTS
ACCOUNTS 114 AND 115**

Report each acquisition adjustment and related accumulated amortization separately.
For any acquisition adjustments approved by the Commission, include the Order Number.

ACCT. NO. (a)	DESCRIPTION (b)	WATER (c)	WASTEWATER (d)	OTHER THAN REPORTING SYSTEMS (e)	TOTAL (f)
114	Acquisition Adjustment	\$ _____	\$ _____	\$ _____	\$ _____
		_____	_____	_____	_____
		_____	_____	_____	_____
		_____	_____	_____	_____
	Total Plant Acquisition Adjustments	\$ _____	\$ _____	\$ _____	\$ _____
115	Accumulated Amortization	\$ _____	\$ _____	\$ _____	\$ _____
		_____	_____	_____	_____
		_____	_____	_____	_____
	Total Accumulated Amortization	\$ _____	\$ _____	\$ _____	\$ _____
	Net Acquisition Adjustments	\$ _____	\$ _____	\$ _____	\$ _____

Revised

UTILITY NAME: Commerical Utilities, Division of Grace and Company, Inc.

YEAR OF REPORT December 31, 2005
--

ACCUMULATED DEPRECIATION (ACCT. 108) AND AMORTIZATION (ACCT. 110)

DESCRIPTION (a)	WATER (b)	WASTEWATER (c)	OTHER THAN REPORTING SYSTEMS (d)	TOTAL (e)
ACCUMULATED DEPRECIATION Account 108				
Balance first of year	\$	\$ 252,118	\$	\$ 252,118
Credit during year:				
Accruals charged to:		19,424		
Account 108.1 (1)	\$	\$	\$	\$
Account 108.2 (2)				
Account 108.3 (2)				
Other Accounts (specify):				
Salvage				
Other Credits (Specify):				
Total Credits	\$	\$ 19,424	\$	\$ 19,424
Debits during year:				
Book cost of plant retired		(2,767)		(2,767)
Cost of Removal				
Other Debits (specify):				
Total Debits	\$	\$ (2,767)	\$	\$ (2,767)
Balance end of year	\$	\$ 268,775	\$	\$ 268,775
ACCUMULATED AMORTIZATION Account 110				
Balance first of year	\$	\$	\$	\$
Credit during year:				
Accruals charged to:				
Account 110.2 (3)	\$	\$	\$	\$
Other Accounts (specify):				
Total credits	\$	\$	\$	\$
Debits during year:				
Book cost of plant retired				
Other debits (specify):				
Total Debits	\$	\$	\$	\$
Balance end of year	\$	\$	\$	\$

- (1) Account 108 for Class B utilities.
- (2) Not applicable for Class B utilities.
- (3) Account 110 for Class B utilities.

Revised

UTILITY NAME: Commerical Utilities, Division of Grace and Company, Inc.

YEAR OF REPORT December 31, 2005
--

**REGULATORY COMMISSION EXPENSE
AMORTIZATION OF RATE CASE EXPENSE (ACCOUNTS 666 AND 766)**

DESCRIPTION OF CASE (DOCKET NO.) (a)	EXPENSE INCURRED DURING YEAR (b)	CHARGED OFF DURING YEAR	
		ACCT. (d)	AMOUNT (e)
_____	\$ _____	_____	\$ _____
_____	_____	_____	_____
_____	_____	_____	_____
Total	\$ _____	_____	\$ _____

NONUTILITY PROPERTY (ACCOUNT 121)

Report separately each item of property with a book cost of \$25,000 or more included in Account 121.

Other Items may be grouped by classes of property.

DESCRIPTION (a)	BEGINNING YEAR (b)	ADDITIONS (c)	REDUCTIONS (d)	ENDING YEAR BALANCE (e)
_____	\$ _____	\$ _____	\$ _____	\$ _____
_____	_____	_____	_____	_____
_____	_____	_____	_____	_____
Total Nonutility Property	\$ _____	\$ _____	\$ _____	\$ _____

SPECIAL DEPOSITS (ACCOUNTS 132 AND 133)

Report hereunder all special deposits carried in Accounts 132 and 133.

DESCRIPTION OF SPECIAL DEPOSITS (a)	YEAR END BOOK COST (b)
SPECIAL DEPOSITS (Account 132): _____ _____	\$ _____
Total Special Deposits	\$ _____
OTHER SPECIAL DEPOSITS (Account 133): _____ _____	\$ _____
Total Other Special Deposits	\$ _____

Revised

UTILITY NAME: Commerical Utilities, Division of Grace and Company, Inc.

YEAR OF REPORT December 31, 2005
--

**INVESTMENTS AND SPECIAL FUNDS
ACCOUNTS 123 - 127**

Report hereunder all investments and special funds carried in Accounts 123 through 127.

DESCRIPTION OF SECURITY OR SPECIAL FUND (a)	FACE OR PAR VALUE (b)	YEAR END BOOK COST (c)
INVESTMENT IN ASSOCIATED COMPANIES (Account 123): <hr/> <hr/> <hr/> <hr/> <hr/> <hr/>	\$ _____ _____ _____ _____ _____ _____	\$ _____ _____ _____ _____ _____ _____
Total Investment in Associated Companies		\$ _____
UTILITY INVESTMENTS (Account 124): <hr/> <hr/> <hr/> <hr/> <hr/> <hr/>	\$ _____ _____ _____ _____ _____ _____	\$ _____ _____ _____ _____ _____ _____
Total Utility Investment		\$ _____
OTHER INVESTMENTS (Account 125): <hr/> <hr/> <hr/> <hr/> <hr/> <hr/>	\$ _____ _____ _____ _____ _____ _____	\$ _____ _____ _____ _____ _____ _____
Total Other Investment		\$ _____
SPECIAL FUNDS (Class A Utilities: Accounts 126 and 127; Class B Utilities: Account 127): <hr/> <hr/> <hr/> <hr/> <hr/> <hr/>		\$ _____ _____ _____ _____ _____ _____
Total Special Funds		\$ _____

Revised

UTILITY NAME: Commerical Utilities, Division of Grace and Company, Inc.

YEAR OF REPORT December 31, 2005
--

ACCOUNTS AND NOTES RECEIVABLE - NET
ACCOUNTS 141 - 144

Report hereunder all accounts and notes receivable included in Accounts 141, 142, and 144. Amounts included in
 Amounts included in Accounts 142 and 144 should be listed individually.

DESCRIPTION (a)		TOTAL (b)
CUSTOMER ACCOUNTS RECEIVABLE (Account 141):		
Water	\$ _____	
Wastewater	_____	
Other	_____	
Total Customer Accounts Receivable		\$ _____
OTHER ACCOUNTS RECEIVABLE (Account 142):		
_____	\$ _____	
_____	_____	
_____	_____	
Total Other Accounts Receivable		\$ _____
NOTES RECEIVABLE (Account 144):		
_____	\$ _____	
_____	_____	
_____	_____	
Total Notes Receivable		\$ _____
Total Accounts and Notes Receivable		\$ _____
ACCUMULATED PROVISION FOR UNCOLLECTIBLE ACCOUNTS (Account 143)		
Balance first of year	\$ _____	
Add: Provision for uncollectibles for current year	\$ _____	
Collection of accounts previously written off	_____	
Utility Accounts	_____	
Others	_____	
Total Additions		\$ _____
Deduct accounts written off during year:		
Utility Accounts	_____	
Others	_____	
Total accounts written off		\$ _____
Balance end of year		\$ _____
TOTAL ACCOUNTS AND NOTES RECEIVABLE - NET		\$ _____

Revised

UTILITY NAME: Commerical Utilities, Division of Grace and Company, Inc.

YEAR OF REPORT December 31, 2005
--

ACCOUNTS RECEIVABLE FROM ASSOCIATED COMPANIES

ACCOUNT 145

Report each account receivable from associated companies separately.

DESCRIPTION (a)	TOTAL (b)
	\$ _____
	\$ _____
	\$ _____
	\$ _____
	\$ _____
	\$ _____
	\$ _____
	\$ _____
Total	\$ _____

NOTES RECEIVABLE FROM ASSOCIATED COMPANIES

ACCOUNT 146

Report each note receivable from associated companies separately.

DESCRIPTION (a)	INTEREST RATE (b)	TOTAL (c)
	% \$ _____	\$ _____
	% \$ _____	\$ _____
	% \$ _____	\$ _____
	% \$ _____	\$ _____
	% \$ _____	\$ _____
	% \$ _____	\$ _____
	% \$ _____	\$ _____
	% \$ _____	\$ _____
Total		\$ _____

MISCELLANEOUS CURRENT AND ACCRUED ASSETS

ACCOUNT 174

DESCRIPTION - Provide itemized listing (a)	BALANCE END OF YEAR (b)
	\$ _____
	\$ _____
	\$ _____
Total Miscellaneous Current and Accrued Liabilities	\$ _____

Revised

UTILITY NAME: Commerical Utilities, Division of Grace and Company, Inc.

YEAR OF REPORT December 31, 2005
--

**UNAMORTIZED DEBT DISCOUNT AND EXPENSE AND PREMIUM ON DEBT
ACCOUNTS 181 AND 251**

Report the net discount and expense or premium separately for each security issue.

DESCRIPTION (a)	AMOUNT WRITTEN OFF DURING YEAR (b)	YEAR END BALANCE (c)
UNAMORTIZED DEBT DISCOUNT AND EXPENSE (Account 181):	\$ _____	\$ _____
_____	_____	_____
_____	_____	_____
_____	_____	_____
Total Unamortized Debt Discount and Expense	\$ _____	\$ _____
UNAMORTIZED PREMIUM ON DEBT (Account 251):	\$ _____	\$ _____
_____	_____	_____
_____	_____	_____
_____	_____	_____
Total Unamortized Premium on Debt	\$ _____	\$ _____

**EXTRAORDINARY PROPERTY LOSSES
ACCOUNT 182**

Report each item separately.

DESCRIPTION (a)	TOTAL (b)
_____	\$ _____
_____	_____
_____	_____
Total Extraordinary Property Losses	\$ _____

Revised

UTILITY NAME: Commerical Utilities, Division of Grace and Company, Inc.

YEAR OF REPORT December 31, 2005
--

**MISCELLANEOUS DEFERRED DEBITS
ACCOUNT 186**

DESCRIPTION - Provide itemized listing (a)	AMOUNT WRITTEN OFF DURING YEAR (b)	YEAR END BALANCE (c)
DEFERRED RATE CASE EXPENSE (Class A Utilities: Account 186.1)	\$ _____	\$ _____
_____	_____	_____
_____	_____	_____
_____	_____	_____
Total Deferred Rate Case Expense	\$ _____	\$ _____
OTHER DEFERRED DEBITS (Class A Utilities: Account 186.2):	\$ _____	\$ _____
_____	_____	_____
_____	_____	_____
_____	_____	_____
_____	_____	_____
_____	_____	_____
Total Other Deferred Debits	\$ _____	\$ _____
REGULATORY ASSETS (Class A Utilities: Account. 186.3):	\$ _____	\$ _____
_____	_____	_____
_____	_____	_____
_____	_____	_____
_____	_____	_____
_____	_____	_____
Total Regulatory Assets	\$ _____	\$ _____
TOTAL MISCELLANEOUS DEFERRED DEBITS	\$ _____	\$ _____

Revised

UTILITY NAME: Commerical Utilities, Division of Grace and Company, Inc.

YEAR OF REPORT December 31, 2005
--

**CAPITAL STOCK
ACCOUNTS 201 AND 204***

DESCRIPTION (a)	RATE (b)	TOTAL (c)
COMMON STOCK		
Par or stated value per share	%	\$ _____
Shares authorized		_____
Shares issued and outstanding		_____
Total par value of stock issued	%	\$ _____
Dividends declared per share for year	%	\$ _____
PREFERRED STOCK		
Par or stated value per share	%	\$ _____
Shares authorized		_____
Shares issued and outstanding		_____
Total par value of stock issued	%	\$ _____
Dividends declared per share for year	%	\$ _____

* Account 204 not applicable for Class B utilities.

**BONDS
ACCOUNT 221**

DESCRIPTION OF OBLIGATION (INCLUDING DATE OF ISSUE AND DATE OF MATURITY) (a)	INTEREST		PRINCIPAL AMOUNT PER BALANCE SHEET (d)
	ANNUAL RATE (b)	FIXED OR VARIABLE * (c)	
_____	%	_____	\$ _____
_____	%	_____	_____
_____	%	_____	_____
_____	%	_____	_____
_____	%	_____	_____
_____	%	_____	_____
_____	%	_____	_____
_____	%	_____	_____
_____	%	_____	_____
Total			\$ _____

* For variable rate obligations, provide the basis for the rate. (i.e.. prime + 2%, etc.)

Revised

UTILITY NAME: Commerical Utilities, Division of Grace and Company, Inc.

YEAR OF REPORT December 31, 2005
--

STATEMENT OF RETAINED EARNINGS

1. Dividends should be shown for each class and series of capital stock. Show amounts as dividends per share.
2. Show separately the state and federal income tax effect of items shown in Account No. 439.

ACCT. NO. (a)	DESCRIPTION (b)	AMOUNTS (c)
215	Unappropriated Retained Earnings: Balance Beginning of Year	\$ (79,615)
439	Changes to Account: Adjustments to Retained Earnings (requires Commission approval prior to use): Credits: _____	\$ _____
	Total Credits:	\$ _____
	Debits: _____	\$ _____ 0
	Total Debits:	\$ _____
435	Balance Transferred from Income	\$ 16,239
436	Appropriations of Retained Earnings: _____	_____
	Total Appropriations of Retained Earnings	\$ _____
437	Dividends Declared: Preferred Stock Dividends Declared _____	_____
438	Common Stock Dividends Declared _____	_____
	Total Dividends Declared	\$ _____
215	Year end Balance	\$ (63,376)
214	Appropriated Retained Earnings (state balance and purpose of each appropriated amount at year end): _____	_____
214	Total Appropriated Retained Earnings	\$ _____
Total Retained Earnings		\$ (63,376)
Notes to Statement of Retained Earnings:		

revised

UTILITY NAME: Commerical Utilities, Division of Grace and Company, Inc.

YEAR OF REPORT December 31, 2005
--

ADVANCES FROM ASSOCIATED COMPANIES
ACCOUNT 223

Report each advance separately.

DESCRIPTION (a)	TOTAL (b)
	\$ _____
	\$ _____
	\$ _____
	\$ _____
	\$ _____
	\$ _____
	\$ _____
	\$ _____
	\$ _____
	\$ _____
	\$ _____
	\$ _____
	\$ _____
	\$ _____
	\$ _____
Total	\$ _____

OTHER LONG-TERM DEBT
ACCOUNT 224

DESCRIPTION OF OBLIGATION (INCLUDING DATE OF ISSUE AND DATE OF MATURITY) (a)	INTEREST		PRINCIPAL AMOUNT PER BALANCE SHEET (d)
	ANNUAL RATE (b)	FIXED OR VARIABLE * (c)	
	%		\$ _____
	%		\$ _____
	%		\$ _____
	%		\$ _____
	%		\$ _____
	%		\$ _____
	%		\$ _____
	%		\$ _____
	%		\$ _____
	%		\$ _____
	%		\$ _____
	%		\$ _____
	%		\$ _____
	%		\$ _____
	%		\$ _____
	%		\$ _____
	%		\$ _____
	%		\$ _____
	%		\$ _____
	%		\$ _____
	%		\$ _____
	%		\$ _____
	%		\$ _____
	%		\$ _____
	%		\$ _____
	%		\$ _____
	%		\$ _____
	%		\$ _____
	%		\$ _____
	%		\$ _____
Total			\$ _____

* For variable rate obligations, provide the basis for the rate. (i.e.. prime + 2%, etc.)

UTILITY NAME: Commerical Utilities, Division of Grace and Company, Inc.

YEAR OF REPORT December 31, 2005
--

**NOTES PAYABLE
ACCOUNTS 232 AND 234**

DESCRIPTION OF OBLIGATION (INCLUDING DATE OF ISSUE AND DATE OF MATURITY) (a)	INTEREST		PRINCIPAL AMOUNT PER BALANCE SHEET (d)
	ANNUAL RATE (b)	FIXED OR VARIABLE * (c)	
NOTES PAYABLE (Account 232):			\$
	%		
	%		
	%		
	%		
	%		
	%		
	%		
	%		
	%		
Total Account 232			\$
NOTES PAYABLE TO ASSOC. COMPANIES (Account 234):			\$
	%		
	%		
	%		
	%		
	%		
	%		
	%		
	%		
Total Account 234			\$

* For variable rate obligations, provide the basis for the rate. (i.e.. prime + 2%, etc.)

**ACCOUNTS PAYABLE TO ASSOCIATED COMPANIES
ACCOUNT 233**

Report each account payable separately.

DESCRIPTION (a)	TOTAL (b)
GRACE & COMPANY	\$ 476,206
Total	\$ 476,206

Revised

UTILITY NAME: Commerical Utilities, Division of Grace and Company, Inc.

YEAR OF REPORT
December 31, 2005

**ACCRUED INTEREST AND EXPENSE
ACCOUNTS 237 AND 427**

DESCRIPTION OF DEBIT (a)	BALANCE BEGINNING OF YEAR (b)	INTEREST ACCRUED DURING YEAR		INTEREST PAID DURING YEAR (e)	BALANCE END OF YEAR (f)
		ACCT. DEBIT (c)	AMOUNT (d)		
ACCOUNT NO. 237.1 - Accrued Interest on Long Term Debt	\$ _____		\$ _____	\$ _____	\$ _____
_____	\$ _____		\$ _____	\$ _____	\$ _____
_____	\$ _____		\$ _____	\$ _____	\$ _____
Total Account 237.1	\$ _____		\$ _____	\$ _____	\$ _____
ACCOUNT NO. 237.2 - Accrued Interest on Other Liabilities Customer Deposits	\$ _____ 0	427	\$ 30,000	\$ 30,000	\$ _____
_____	\$ _____		\$ _____	\$ _____	\$ _____
_____	\$ _____		\$ _____	\$ _____	\$ _____
Total Account 237.2	\$ _____		\$ 30,000	\$ _____	\$ _____
Total Account 237 (1)	\$ _____		\$ 30,000	\$ _____	\$ _____
INTEREST EXPENSED:					
Total accrual Account 237		237	\$ 30,000		
Less Capitalized Interest Portion of AFUDC:					

Net Interest Expensed to Account No. 427 (2)			\$ 30,000		

(1) Must agree to F-2 (a), Beginning and Ending Balance of Accrued Interest.
(2) Must agree to F-3 (c), Current Year Interest Expense

Revised

UTILITY NAME: Commerical Utilities, Division of Grace and Company, Inc.

YEAR OF REPORT December 31, 2005
--

**MISCELLANEOUS CURRENT AND ACCRUED LIABILITIES
ACCOUNT 241**

DESCRIPTION - Provide itemized listing (a)	BALANCE END OF YEAR (b)
	\$ _____
	\$ _____
	\$ _____
	\$ _____
	\$ _____
Total Miscellaneous Current and Accrued Liabilities	\$ _____

**ADVANCES FOR CONSTRUCTION
ACCOUNT 252**

NAME OF PAYOR * (a)	BALANCE BEGINNING OF YEAR (b)	DEBITS		CREDITS (e)	BALANCE END OF YEAR (f)
		ACCT. DEBIT (c)	AMOUNT (d)		
	\$ _____		\$ _____	\$ _____	\$ _____
	\$ _____		\$ _____	\$ _____	\$ _____
	\$ _____		\$ _____	\$ _____	\$ _____
	\$ _____		\$ _____	\$ _____	\$ _____
	\$ _____		\$ _____	\$ _____	\$ _____
	\$ _____		\$ _____	\$ _____	\$ _____
	\$ _____		\$ _____	\$ _____	\$ _____
	\$ _____		\$ _____	\$ _____	\$ _____
	\$ _____		\$ _____	\$ _____	\$ _____
Total	\$ _____		\$ _____	\$ _____	\$ _____

* Report advances separately by reporting group, designating water or wastewater in column (a).

Revised

UTILITY NAME: Commerical Utilities, Division of Grace and Company, Inc.

YEAR OF REPORT December 31, 2005
--

**OTHER DEFERRED CREDITS
ACCOUNT 253**

DESCRIPTION - Provide itemized listing (a)	AMOUNT WRITTEN OFF DURING YEAR (b)	YEAR END BALANCE (c)
REGULATORY LIABILITIES (Class A Utilities: Account 253.1): _____ _____ _____	\$ _____ _____ _____	\$ _____ _____ _____
Total Regulatory Liabilities	\$ _____	\$ _____
OTHER DEFERRED LIABILITIES (Class A Utilities: Account 253.2): _____ _____ _____ _____ _____ _____	\$ _____ _____ _____ _____ _____	\$ _____ _____ _____ _____ _____
Total Other Deferred Liabilities	\$ _____	\$ _____
TOTAL OTHER DEFERRED CREDITS	\$ _____	\$ _____

Revised

UTILITY NAME: Commerical Utilities, Division of Grace and Company, Inc.

YEAR OF REPORT
December 31, 2005

**CONTRIBUTIONS IN AID OF CONSTRUCTION
ACCOUNT 271**

DESCRIPTION (a)	WATER (W-7) (b)	WASTEWATER (S-7) (c)	W & WW OTHER THAN SYSTEM REPORTING (d)	TOTAL (e)
Balance first of year	\$ _____	\$ _____	\$ _____	\$ _____
Add credits during year:	\$ _____	\$ _____	\$ _____	\$ _____
Less debit charged during the year	\$ _____	\$ _____	\$ _____	\$ _____
Total Contribution In Aid of Construction	\$ _____	\$ _____	\$ _____	\$ _____

**ACCUMULATED AMORTIZATION OF CONTRIBUTIONS IN AID OF CONSTRUCTION
ACCOUNT 272**

DESCRIPTION (a)	WATER (W-8(a)) (b)	WASTEWATER (S-8(a)) (c)	W & WW OTHER THAN SYSTEM REPORTING (d)	TOTAL (e)
Balance first of year	\$ _____	\$ _____	\$ _____	\$ _____
Debits during the year:	\$ _____	\$ _____	\$ _____	\$ _____
Credits during the year	\$ _____	\$ _____	\$ _____	\$ _____
Total Accumulated Amortization of Contributions In Aid of Construction	\$ _____	\$ _____	\$ _____	\$ _____

Revised

UTILITY NAME: Commerical Utilities, Division of Grace and Company, Inc.

YEAR OF REPORT December 31, 2005
--

RECONCILIATION OF REPORTED NET INCOME WITH TAXABLE INCOME FOR FEDERAL INCOME TAXES (UTILITY OPERATIONS)

- 1 The reconciliation should include the same detail as furnished on Schedule M-1 of the federal tax return for the year. The reconciliation shall be submitted even though there is no taxable income for the year. Descriptions should clearly indicate the nature of each reconciling amount and show the computations of all tax accruals.
- 2 If the utility is a member of a group which files a consolidated federal tax return, reconcile reported net income with taxable net income as if a separate return were to be filed, indicating intercompany amounts to be eliminated in such consolidated return. State names of group members, tax assigned to each group member, and basis of allocation, assignments or sharing of the consolidated tax among the group members.

DESCRIPTION (a)	REF. NO. (b)	AMOUNT (c)
Net income for the year	F-3(c)	\$ 16,239
Reconciling items for the year:		
Taxable income not reported on books:		
_____		_____
_____		_____
_____		_____
Deductions recorded on books not deducted for return:		
_____		_____
_____		_____
_____		_____
Income recorded on books not included in return:		
_____		_____
_____		_____
_____		_____
Deduction on return not charged against book income:		
_____		_____
_____		_____
_____		_____

Federal tax net income		\$ 16,239
------------------------	--	-----------

Computation of tax :

Reviewed

**WATER
OPERATION
SECTION**

UTILITY NAME: Commerical Utilities, Division of Grace and Company, Inc.

YEAR OF REPORT December 31, 2005
--

SYSTEM NAME / COUNTY : _____

SCHEDULE OF YEAR END WATER RATE BASE

ACCT. NO. (a)	ACCOUNT NAME (b)	REFERENCE PAGE (c)	WATER UTILITY (d)
101	Utility Plant In Service	W-4(b)	\$ _____
	Less:		
	Nonused and Useful Plant (1)		
108	Accumulated Depreciation	W-6(b)	_____
110	Accumulated Amortization		_____
271	Contributions in Aid of Construction	W-7	_____
252	Advances for Construction	F-20	_____
	Subtotal		\$ _____
	Add:		
272	Accumulated Amortization of Contributions in Aid of Construction	W-8(a)	\$ _____
	Subtotal		\$ _____
	Plus or Minus:		
114	Acquisition Adjustments (2)	F-7	_____
115	Accumulated Amortization of Acquisition Adjustments (2)	F-7	_____
	Working Capital Allowance (3)		_____
	Other (Specify):		_____

	WATER RATE BASE		\$ _____
	WATER OPERATING INCOME	W-3	\$ _____
	ACHIEVED RATE OF RETURN (Water Operating Income / Water Rate Base)		_____

- NOTES : (1) Estimate based on the methodology used in the last rate proceeding.
- (2) Include only those Acquisition Adjustments that have been approved by the Commission.
- (3) Calculation consistent with last rate proceeding.
 In absence of a rate proceeding, Class A utilities will use the Balance Sheet Method and
 Class B Utilities will use the One-eighth Operating and Maintenance Expense Method.

UTILITY NAME:

Commerical Utilities, Division of Grace and Company, Inc.

YEAR OF REPORT December 31, 2005
--

SYSTEM NAME / COUNTY : _____

WATER OPERATING STATEMENT

ACCT. NO. (a)	ACCOUNT NAME (b)	REFERENCE PAGE (c)	CURRENT YEAR (d)
	UTILITY OPERATING INCOME		
400	Operating Revenues	W-9	\$ _____
469	Less: Guaranteed Revenue and AFPI	W-9	\$ _____
	Net Operating Revenues		\$ _____
401	Operating Expenses	W-10(a)	\$ _____
403	Depreciation Expense	W-6(a)	_____
	Less: Amortization of CIAC	W-8(a)	_____
	Net Depreciation Expense		\$ _____
406	Amortization of Utility Plant Acquisition Adjustment	F-7	_____
407	Amortization Expense (Other than CIAC)	F-8	_____
408.10	Taxes Other Than Income		_____
408.10	Utility Regulatory Assessment Fee		_____
408.11	Property Taxes		_____
408.12	Payroll Taxes		_____
408.13	Other Taxes and Licenses		_____
408	Total Taxes Other Than Income		\$ _____
409.1	Income Taxes		_____
410.10	Deferred Federal Income Taxes		_____
410.11	Deferred State Income Taxes		_____
411.10	Provision for Deferred Income Taxes - Credit		_____
412.10	Investment Tax Credits Deferred to Future Periods		_____
412.11	Investment Tax Credits Restored to Operating Income		_____
	Utility Operating Expenses		\$ _____
	Utility Operating Income		\$ _____
469	Add Back: Guaranteed Revenue (and AFPI)	W-9	\$ _____
413	Income From Utility Plant Leased to Others		_____
414	Gains (losses) From Disposition of Utility Property		_____
420	Allowance for Funds Used During Construction		_____
	Total Utility Operating Income		\$ _____

YEAR OF REPORT
December 31, 2005

UTILITY NAME: Commerical Utilities, Division of Grace and Company, Inc.

SYSTEM NAME / COUNTY : _____

WATER UTILITY PLANT ACCOUNTS

ACCT. NO. (a)	ACCOUNT NAME (b)	PREVIOUS YEAR (c)	ADDITIONS (d)	RETIREMENTS (e)	CURRENT YEAR (f)
301	Organization	\$	\$	\$	\$
302	Franchises				
303	Land and Land Rights				
304	Structures and Improvements				
305	Collecting and Impounding Reservoirs				
306	Lake, River and Other Intakes				
307	Wells and Springs				
308	Infiltration Galleries and Tunnels				
309	Supply Mains				
310	Power Generation Equipment				
311	Pumping Equipment				
320	Water Treatment Equipment				
330	Distribution Reservoirs and Standpipes				
331	Transmission and Distribution Mains				
333	Services				
334	Meters and Meter Installations				
335	Hydrants				
336	Backflow Prevention Devices				
339	Other Plant Miscellaneous Equipment				
340	Office Furniture and Equipment				
341	Transportation Equipment				
342	Stores Equipment				
343	Tools, Shop and Garage Equipment				
344	Laboratory Equipment				
345	Power Operated Equipment				
346	Communication Equipment				
347	Miscellaneous Equipment				
348	Other Tangible Plant				
	TOTAL WATER PLANT	\$	\$	\$	\$

NOTE: Any adjustments made to reclassify property from one account to another must be footnoted.

W-4(a)
GROUP _____

YEAR OF REPORT
December 31, 2005

UTILITY NAME: Commerical Utilities, Division of Grace and Company, Inc.

SYSTEM NAME / COUNTY: _____

WATER UTILITY PLANT MATRIX

ACCT. NO. (a)	ACCOUNT NAME (b)	CURRENT YEAR (c)	.1 INTANGIBLE PLANT (d)	.2 SOURCE OF SUPPLY AND PUMPING PLANT (e)	.3 WATER TREATMENT PLANT (f)	.4 TRANSMISSION AND DISTRIBUTION PLANT (g)	.5 GENERAL PLANT (h)
301	Organization						
302	Franchises						
303	Land and Land Rights						
304	Structures and Improvements						
305	Collecting and Impounding Reservoirs						
306	Lake, River and Other Intakes						
307	Wells and Springs						
308	Infiltration Galleries and Tunnels						
309	Supply Mains						
310	Power Generation Equipment						
311	Pumping Equipment						
320	Water Treatment Equipment						
330	Distribution Reservoirs and Standpipes						
331	Transmission and Distribution Mains						
333	Services						
334	Meters and Meter Installations						
335	Hydrants						
336	Backflow Prevention Devices						
339	Other Plant Miscellaneous Equipment						
340	Office Furniture and Equipment						
341	Transportation Equipment						
342	Stores Equipment						
343	Tools, Shop and Garage Equipment						
344	Laboratory Equipment						
345	Power Operated Equipment						
346	Communication Equipment						
347	Miscellaneous Equipment						
348	Other Tangible Plant						
TOTAL WATER PLANT							

W-4(b)
GROUP _____

UTILITY NAME:

Commerical Utilities, Division of Grace and Company, Inc.

YEAR OF REPORT December 31, 2005
--

SYSTEM NAME / COUNTY : _____

BASIS FOR WATER DEPRECIATION CHARGES

ACCT. NO. (a)	ACCOUNT NAME (b)	AVERAGE SERVICE LIFE IN YEARS (c)	AVERAGE NET SALVAGE IN PERCENT (d)	DEPRECIATION RATE APPLIED IN PERCENT (100% - d) / c (e)
304	Structures and Improvements			
305	Collecting and Impounding Reservoirs			
306	Lake, River and Other Intakes			
307	Wells and Springs			
308	Infiltration Galleries and Tunnels			
309	Supply Mains			
310	Power Generation Equipment			
311	Pumping Equipment			
320	Water Treatment Equipment			
330	Distribution Reservoirs and Standpipes			
331	Transmission and Distribution Mains			
333	Services			
334	Meters and Meter Installations			
335	Hydrants			
336	Backflow Prevention Devices			
339	Other Plant Miscellaneous Equipment			
340	Office Furniture and Equipment			
341	Transportation Equipment			
342	Stores Equipment			
343	Tools, Shop and Garage Equipment			
344	Laboratory Equipment			
345	Power Operated Equipment			
346	Communication Equipment			
347	Miscellaneous Equipment			
348	Other Tangible Plant			
Water Plant Composite Depreciation Rate *				

* If depreciation rates prescribed by this Commission are on a total composite basis, entries should be made on this line only.

YEAR OF REPORT
December 31, 2005

UTILITY NAME: Commerical Utilities, Division of Grace and Company, Inc.

SYSTEM NAME / COUNTY : _____

ANALYSIS OF ENTRIES IN WATER ACCUMULATED DEPRECIATION

ACCT. NO. (a)	ACCOUNT NAME (b)	BALANCE AT BEGINNING OF YEAR (c)	ACCURUALS (d)	OTHER CREDITS * (e)	TOTAL CREDITS (d + e) (f)
304	Structures and Improvements	\$ _____	\$ _____	\$ _____	0
305	Collecting and Impounding Reservoirs	_____	_____	_____	0
306	Lake, River and Other Intakes	_____	_____	_____	0
307	Wells and Springs	_____	_____	_____	0
308	Infiltration Galleries and Tunnels	_____	_____	_____	0
309	Supply Mains	_____	_____	_____	0
310	Power Generation Equipment	_____	_____	_____	0
311	Pumping Equipment	_____	_____	_____	0
320	Water Treatment Equipment	_____	_____	_____	0
330	Distribution Reservoirs and Standpipes	_____	_____	_____	0
331	Transmission and Distribution Mains	_____	_____	_____	0
333	Services	_____	_____	_____	0
334	Meters and Meter Installations	_____	_____	_____	0
335	Hydrants	_____	_____	_____	0
336	Backflow Prevention Devices	_____	_____	_____	0
339	Other Plant Miscellaneous Equipment	_____	_____	_____	0
340	Office Furniture and Equipment	_____	_____	_____	0
341	Transportation Equipment	_____	_____	_____	0
342	Stores Equipment	_____	_____	_____	0
343	Tools, Shop and Garage Equipment	_____	_____	_____	0
344	Laboratory Equipment	_____	_____	_____	0
345	Power Operated Equipment	_____	_____	_____	0
346	Communication Equipment	_____	_____	_____	0
347	Miscellaneous Equipment	_____	_____	_____	0
348	Other Tangible Plant	_____	_____	_____	0
TOTAL WATER ACCUMULATED DEPRECIATION		\$ _____	\$ _____	\$ _____	0

* Specify nature of transaction
Use () to denote reversal entries.

YEAR OF REPORT
December 31, 2005

UTILITY NAME: Commerical Utilities, Division of Grace and Company, Inc.

SYSTEM NAME / COUNTY : _____

ANALYSIS OF ENTRIES IN WATER ACCUMULATED DEPRECIATION (CONT'D)

ACCT. NO. (a)	ACCOUNT NAME (b)	PLANT RETIRED (g)	SALVAGE AND INSURANCE (h)	COST OF REMOVAL AND OTHER CHARGES (i)	TOTAL CHARGES (g-h+i)	BALANCE AT END OF YEAR (c+f-j)
304	Structures and Improvements	\$	\$	\$	\$	\$
305	Collecting and Impounding Reservoirs					
306	Lake, River and Other Intakes					
307	Wells and Springs					
308	Infiltration Galleries and Tunnels					
309	Supply Mains					
310	Power Generation Equipment					
311	Pumping Equipment					
320	Water Treatment Equipment					
330	Distribution Reservoirs and Standpipes					
331	Transmission and Distribution Mains					
333	Services					
334	Meters and Meter Installations					
335	Hydrants					
336	Backflow Prevention Devices					
339	Other Plant Miscellaneous Equipment					
340	Office Furniture and Equipment					
341	Transportation Equipment					
342	Stores Equipment					
343	Tools, Shop and Garage Equipment					
344	Laboratory Equipment					
345	Power Operated Equipment					
346	Communication Equipment					
347	Miscellaneous Equipment					
348	Other Tangible Plant					
TOTAL WATER ACCUMULATED DEPRECIATION		\$	\$	\$	\$	\$

W-6(b)
GROUP _____

UTILITY NAME: Commerical Utilities, Division of Grace and Company, Inc.

YEAR OF REPORT
December 31, 2005

SYSTEM NAME / COUNTY : _____

CONTRIBUTIONS IN AID OF CONSTRUCTION
ACCOUNT 271

DESCRIPTION (a)	REFERENCE (b)	WATER (c)
Balance first of year		\$ _____
Add credits during year: Contributions received from Capacity, Main Extension and Customer Connection Charges	W-8(a)	\$ _____
Contributions received from Developer or Contractor Agreements in cash or property	W-8(b)	_____
Total Credits		\$ _____
Less debits charged during the year (All debits charged during the year must be explained below)		\$ _____
Total Contributions In Aid of Construction		\$ _____

If any prepaid CIAC has been collected, provide a supporting schedule showing how the amount is determined.

Explain all debits charged to Account 271 during the year below:

UTILITY NAME:

Commerical Utilities, Division of Grace and Company, Inc.

YEAR OF REPORT

December 31, 2005

SYSTEM NAME / COUNTY : _____

WATER CIAC SCHEDULE "A"

ADDITIONS TO CONTRIBUTIONS IN AID OF CONSTRUCTION RECEIVED FROM CAPACITY,
MAIN EXTENSION AND CUSTOMER CONNECTION CHARGES RECEIVED DURING THE YEAR

DESCRIPTION OF CHARGE (a)	NUMBER OF CONNECTIONS (b)	CHARGE PER CONNECTION (c)	AMOUNT (d)
_____	_____	\$ _____	\$ _____
_____	_____	_____	_____
_____	_____	_____	_____
_____	_____	_____	_____
_____	_____	_____	_____
_____	_____	_____	_____
_____	_____	_____	_____
_____	_____	_____	_____
Total Credits			\$ _____

ACCUMULATED AMORTIZATION OF WATER CONTRIBUTIONS IN AID OF CONSTRUCTION

DESCRIPTION (a)	WATER (b)
Balance first of year	\$ _____
Debits during the year:	
Accruals charged to Account 272	\$ _____
Other debits (specify) :	_____
_____	_____
Total debits	\$ _____
Credits during the year (specify) :	
_____	\$ _____
_____	_____
Total credits	\$ _____
Balance end of year	\$ _____

UTILITY NAME:

Commerical Utilities, Division of Grace and Company, Inc.

YEAR OF REPORT
December 31, 2005

SYSTEM NAME / COUNTY : _____

WATER CIAC SCHEDULE "B"

ADDITIONS TO CONTRIBUTIONS IN AID OF CONSTRUCTION
RECEIVED FROM ALL DEVELOPERS OR CONTRACTORS AGREEMENTS
WHICH CASH OR PROPERTY WAS RECEIVED DURING THE YEAR

DESCRIPTION (a)	INDICATE CASH OR PROPERTY (b)	AMOUNT (c)
		\$
Total Credits		\$

UTILITY NAME:

Commerical Utilities, Division of Grace and Company, Inc.

YEAR OF REPORT December 31, 2005
--

SYSTEM NAME / COUNTY : _____

WATER OPERATING REVENUE

ACCT. NO. (a)	DESCRIPTION (b)	BEGINNING YEAR NO. CUSTOMERS * (c)	YEAR END NUMBER OF CUSTOMERS (d)	AMOUNT (e)
460	Water Sales: Unmetered Water Revenue			\$ _____
461.1	Metered Water Revenue: Sales to Residential Customers	_____	_____	_____
461.2	Sales to Commercial Customers	_____	_____	_____
461.3	Sales to Industrial Customers	_____	_____	_____
461.4	Sales to Public Authorities	_____	_____	_____
461.5	Sales Multiple Family Dwellings	_____	_____	_____
Total Metered Sales		_____	_____	\$ _____
462.1	Fire Protection Revenue: Public Fire Protection	_____	_____	_____
462.2	Private Fire Protection	_____	_____	_____
Total Fire Protection Revenue		_____	_____	\$ _____
464	Other Sales To Public Authorities	_____	_____	_____
465	Sales To Irrigation Customers	_____	_____	_____
466	Sales For Resale	_____	_____	_____
467	Interdepartmental Sales	_____	_____	_____
Total Water Sales		=====	=====	\$ =====
469	Other Water Revenues: Guaranteed Revenues (Including Allowance for Funds Prudently Invested or AFPI)			\$ _____
470	Forfeited Discounts			_____
471	Miscellaneous Service Revenues			_____
472	Rents From Water Property			_____
473	Interdepartmental Rents			_____
474	Other Water Revenues			_____
Total Other Water Revenues				\$ _____
Total Water Operating Revenues				\$ =====

* Customer is defined by Rule 25-30.210(1), Florida Administrative Code.

UTILITY NAME:

Commerical Utilities, Division of Grace and Company, Inc.

YEAR OF REPORT December 31, 2005
--

SYSTEM NAME / COUNTY : _____

WATER UTILITY EXPENSE ACCOUNTS

ACCT. NO. (a)	ACCOUNT NAME (b)	CURRENT YEAR (c)	.1 SOURCE OF SUPPLY AND EXPENSES - OPERATIONS (d)	.2 SOURCE OF SUPPLY AND EXPENSES - MAINTENANCE (e)
601	Salaries and Wages - Employees	\$ _____	\$ _____	\$ _____
603	Salaries and Wages - Officers, Directors and Majority Stockholders	_____	_____	_____
604	Employee Pensions and Benefits	_____	_____	_____
610	Purchased Water	_____	_____	_____
615	Purchased Power	_____	_____	_____
616	Fuel for Power Production	_____	_____	_____
618	Chemicals	_____	_____	_____
620	Materials and Supplies	_____	_____	_____
631	Contractual Services-Engineering	_____	_____	_____
632	Contractual Services - Accounting	_____	_____	_____
633	Contractual Services - Legal	_____	_____	_____
634	Contractual Services - Mgt. Fees	_____	_____	_____
635	Contractual Services - Testing	_____	_____	_____
636	Contractual Services - Other	_____	_____	_____
641	Rental of Building/Real Property	_____	_____	_____
642	Rental of Equipment	_____	_____	_____
650	Transportation Expenses	_____	_____	_____
656	Insurance - Vehicle	_____	_____	_____
657	Insurance - General Liability	_____	_____	_____
658	Insurance - Workman's Comp.	_____	_____	_____
659	Insurance - Other	_____	_____	_____
660	Advertising Expense	_____	_____	_____
666	Regulatory Commission Expenses - Amortization of Rate Case Expense	_____	_____	_____
667	Regulatory Commission Exp.-Other	_____	_____	_____
668	Water Resource Conservation Exp.	_____	_____	_____
670	Bad Debt Expense	_____	_____	_____
675	Miscellaneous Expenses	_____	_____	_____
Total Water Utility Expenses		\$ _____	\$ _____	\$ _____

UTILITY NAME:

Commerical Utilities, Division of Grace and Company, Inc.

YEAR OF REPORT December 31, 2005
--

SYSTEM NAME / COUNTY :

PUMPING AND PURCHASED WATER STATISTICS

MONTH (a)	WATER PURCHASED FOR RESALE (Omit 000's) (b)	FINISHED WATER PUMPED FROM WELLS (Omit 000's) (c)	WATER USED FOR LINE FLUSHING, FIGHTING FIRES, ETC. (d)	TOTAL WATER PUMPED AND PURCHASED (Omit 000's) [(b)+(c)-(d)] (e)	WATER SOLD TO CUSTOMERS (Omit 000's) (f)
January					
February					
March					
April					
May					
June					
July					
August					
September					
October					
November					
December					
Total for Year					

If water is purchased for resale, indicate the following:

Vendor _____
 Point of delivery _____

If water is sold to other water utilities for redistribution, list names of such utilities below:

SOURCE OF SUPPLY

List for each source of supply:	CAPACITY OF WELL	GALLONS PER DAY FROM SOURCE	TYPE OF SOURCE

UTILITY NAME:

Commerical Utilities, Division of Grace and Company, Inc.

YEAR OF REPORT

December 31, 2005

SYSTEM NAME / COUNTY :

WATER TREATMENT PLANT INFORMATION

Provide a separate sheet for each water treatment facility

Permitted Capacity of Plant (GPD):

Location of measurement of capacity
(i.e. Wellhead, Storage Tank):

Type of treatment (reverse osmosis,
(sedimentation, chemical, aerated, etc.):

LIME TREATMENT

Unit rating (i.e., GPM, pounds
per gallon):

Manufacturer:

FILTRATION

Type and size of area:

Pressure (in square feet):

Manufacturer:

Gravity (in GPM/square feet):

Manufacturer:

W-12

GROUP _____

SYSTEM _____

UTILITY NAME: Commerical Utilities, Division of Grace and Company, Inc.

YEAR OF REPORT December 31, 2005
--

SYSTEM NAME / COUNTY : _____

CALCULATION OF THE WATER SYSTEM METER EQUIVALENTS

METER SIZE (a)	TYPE OF METER (b)	EQUIVALENT FACTOR (c)	NUMBER OF METERS (d)	TOTAL NUMBER OF METER EQUIVALENTS (c x d) (e)
All Residential		1.0		
5/8"	Displacement	1.0		
3/4"	Displacement	1.5		
1"	Displacement	2.5		
1 1/2"	Displacement or Turbine	5.0		
2"	Displacement, Compound or Turbine	8.0		
3"	Displacement	15.0		
3"	Compound	16.0		
3"	Turbine	17.5		
4"	Displacement or Compound	25.0		
4"	Turbine	30.0		
6"	Displacement or Compound	50.0		
6"	Turbine	62.5		
8"	Compound	80.0		
8"	Turbine	90.0		
10"	Compound	115.0		
10"	Turbine	145.0		
12"	Turbine	215.0		
Total Water System Meter Equivalents				

CALCULATION OF THE WATER SYSTEM EQUIVALENT RESIDENTIAL CONNECTIONS

Provide a calculation used to determine the value of one water equivalent residential connection (ERC).

Use one of the following methods:

- (a) If actual flow data are available from the preceding 12 months, divide the total annual single family residence (SFR) gallons sold by the average number of single family residence customers for the same period and divide the result by 365 days.
- (b) If no historical flow data are available, use:

$$ERC = (\text{Total SFR gallons sold (Omit 000)} / 365 \text{ days} / 350 \text{ gallons per day})$$

ERC Calculation:

UTILITY NAME: Commerical Utilities, Division of Grace and Company, Inc.

SYSTEM NAME / COUNTY : _____

OTHER WATER SYSTEM INFORMATION

Furnish information below for each system. A separate page should be supplied where necessary.

1. Present ERC's * the system can efficiently serve. _____
2. Maximum number of ERCs * which can be served. _____
3. Present system connection capacity (in ERCs *) using existing lines. _____
4. Future connection capacity (in ERCs *) upon service area buildout. _____
5. Estimated annual increase in ERCs *. _____
6. Is the utility required to have fire flow capacity? _____
If so, how much capacity is required? _____
7. Attach a description of the fire fighting facilities.
8. Describe any plans and estimated completion dates for any enlargements or improvements of this system. _____

9. When did the company last file a capacity analysis report with the DEP? _____
10. If the present system does not meet the requirements of DEP rules:
 - a. Attach a description of the plant upgrade necessary to meet the DEP rules.
 - b. Have these plans been approved by DEP? _____
 - c. When will construction begin? _____
 - d. Attach plans for funding the required upgrading.
 - e. Is this system under any Consent Order with DEP? _____
11. Department of Environmental Protection ID # _____
12. Water Management District Consumptive Use Permit # _____
 - a. Is the system in compliance with the requirements of the CUP? _____
 - b. If not, what are the utility's plans to gain compliance? _____

* An ERC is determined based on the calculation on the bottom of Page W-13.

**WASTEWATER
OPERATION
SECTION**

UTILITY NAME:

Commerical Utilities, Division of Grace and Company, Inc.

YEAR OF REPORT

December 31, 2005

WASTEWATER LISTING OF SYSTEM GROUPS

List below the name of each reporting system and its certificate number. Those systems which have been consolidated under the same tariff should be assigned a group number. Each individual system which has not been consolidated should be assigned its own group number.

The wastewater financial schedules (S-2 through S-10) should be filed for the group in total.

The wastewater engineering schedules (S-11 through S-13) must be filed for each system in the group.

All of the following wastewater pages (S-2 through S-13) should be completed for each group and arranged by group number.

SYSTEM NAME / COUNTY	CERTIFICATE NUMBER	GROUP NUMBER
COMMERCIAL UTILITIES/DUVAL	164-S	1

UTILITY NAME:

Commerical Utilities, Division of Grace and Company, Inc.

YEAR OF REPORT December 31, 2005
--

SYSTEM NAME / COUNTY : _____

SCHEDULE OF YEAR END WASTEWATER RATE BASE

ACCT. NO. (a)	ACCOUNT NAME (b)	REFERENCE PAGE (c)	WASTEWATER UTILITY (d)
101	Utility Plant In Service	S-4(a)	\$ 524,655
	Less:		
	Nonused and Useful Plant (1)		
108	Accumulated Depreciation	S-6(b)	268,775
110	Accumulated Amortization		
271	Contributions in Aid of Construction	S-7	
252	Advances for Construction	F-20	
Subtotal			\$ 255,880
	Add:		
272	Accumulated Amortization of Contributions in Aid of Construction	S-8(a)	\$
Subtotal			\$ 255,880
	Plus or Minus:		
114	Acquisition Adjustments (2)	F-7	
115	Accumulated Amortization of Acquisition Adjustments (2)	F-7	
	Working Capital Allowance (3)		27,191
	Other (Specify):		
WASTEWATER RATE BASE			\$ 283,071
WASTEWATER OPERATING INCOME		S-3	\$ 13,914
ACHIEVED RATE OF RETURN (Wastewater Operating Income / Wastewater Rate Base)			4.92%

NOTES : (1) Estimate based on the methodology used in the last rate proceeding.

(2) Include only those Acquisition Adjustments that have been approved by the Commission.

(3) Calculation consistent with last rate proceeding.

In absence of a rate proceeding, Class A utilities will use the Balance Sheet Method and Class B Utilities will use the One-eighth Operating and Maintenance Expense Method,

Revised

UTILITY NAME:

Commerical Utilities, Division of Grace and Company, Inc.

YEAR OF REPORT December 31, 2005
--

SYSTEM NAME / COUNTY : _____

WASTEWATER OPERATING STATEMENT

ACCT. NO. (a)	ACCOUNT NAME (b)	REFERENCE PAGE (c)	WASTEWATER UTILITY (d)
	UTILITY OPERATING INCOME		
400	Operating Revenues	S-9(a)	\$ 262,475
530	Less: Guaranteed Revenue (and AFPI)	S-9(a)	
	Net Operating Revenues		\$ 262,475
401	Operating Expenses	S-10(a)	\$ 217,525
403	Depreciation Expense	S-6(a)	19,424
	Less: Amortization of CIAC	S-8(a)	
	Net Depreciation Expense		\$ 19,424
406	Amortization of Utility Plant Acquisition Adjustment	F-7	
407	Amortization Expense (Other than CIAC)	F-8	
408.10	Taxes Other Than Income		
	Utility Regulatory Assessment Fee		11,612
408.11	Property Taxes		
408.12	Payroll Taxes		
408.13	Other Taxes and Licenses		
408	Total Taxes Other Than Income		\$ 11,612
409.1	Income Taxes		
410.10	Deferred Federal Income Taxes		
410.11	Deferred State Income Taxes		
411.10	Provision for Deferred Income Taxes - Credit		
412.10	Investment Tax Credits Deferred to Future Periods		
412.11	Investment Tax Credits Restored to Operating Income		
	Utility Operating Expenses		\$ 248,561
	Utility Operating Income		\$ 13,914
530	Add Back:		
	Guaranteed Revenue (and AFPI)	S-9(a)	\$
413	Income From Utility Plant Leased to Others		
414	Gains (losses) From Disposition of Utility Property		
420	Allowance for Funds Used During Construction		
	Total Utility Operating Income		\$ 13,914

Revised

UTILITY NAME: Commerical Utilities, Division of Grace and Company, Inc.

YEAR OF REPORT December 31, 2005
--

SYSTEM NAME / COUNTY : _____

WASTEWATER UTILITY PLANT ACCOUNTS

ACCT. NO. (a)	ACCOUNT NAME (b)	PREVIOUS YEAR (c)	ADDITIONS (d)	RETIREMENTS (e)	CURRENT YEAR (f)
351	Organization				
352	Franchises				
353	Land and Land Rights				
354	Structures and Improvements				
355	Power Generation Equipment				
360	Collection Sewers - Force	350,014			350,014
361	Collection Sewers - Gravity	12,226			12,226
362	Special Collecting Structures				
363	Services to Customers	2,492			2,492
364	Flow Measuring Devices				
365	Flow Measuring Installations				
366	Reuse Services				
367	Reuse Meters and Meter Installations				
370	Receiving Wells	54,246			54,246
371	Pumping Equipment				
374	Reuse Distribution Reservoirs				
375	Reuse Transmission and Distribution System				
380	Treatment and Disposal Equipment				
381	Plant Sewers				
382	Outfall Sewer Lines				
389	Other Plant Miscellaneous Equipment	105,677			105,677
390	Office Furniture and Equipment				
391	Transportation Equipment				
392	Stores Equipment				
393	Tools, Shop and Garage Equipment				
394	Laboratory Equipment				
395	Power Operated Equipment				
396	Communication Equipment				
397	Miscellaneous Equipment				
398	Other Tangible Plant				
Total Wastewater Plant		\$ 524,655	\$ _____	\$ _____	\$ 524,655

NOTE: Any adjustments made to reclassify property from one account to another must be footnoted.

S-4(a)
GROUP _____

Revised

UTILITY NAME: Commerical Utilities, Division of Grace and Company, Inc.

YEAR OF REPORT
December 31, 2005

SYSTEM NAME / COUNTY : _____

WASTEWATER UTILITY PLANT MATRIX

ACCT. NO. (a)	ACCOUNT NAME (b)	.1 INTANGIBLE PLANT (g)	.2 COLLECTION PLANT (h)	.3 SYSTEM PUMPING PLANT (i)	.4 TREATMENT AND DISPOSAL (j)	.5 RECLAIMED WASTEWATER TREATMENT PLANT (i)	.6 RECLAIMED WASTEWATER DISTRIBUTION PLANT (j)	.7 GENERAL PLANT (k)
351	Organization							
352	Franchises							
353	Land and Land Rights							
354	Structures and Improvements							
355	Power Generation Equipment							
360	Collection Sewers - Force		350,014					
361	Collection Sewers - Gravity		12,226					
362	Special Collecting Structures							
363	Services to Customers		2,492					
364	Flow Measuring Devices							
365	Flow Measuring Installations							
366	Reuse Services							
367	Reuse Meters and Meter Installations							
370	Receiving Wells			54,246				
371	Pumping Equipment							
374	Reuse Distribution Reservoirs							
375	Reuse Transmission and Distribution System							
380	Treatment and Disposal Equipment							
381	Plant Sewers							
382	Outfall Sewer Lines							
389	Other Plant Miscellaneous Equipment	105,677						
390	Office Furniture and Equipment							
391	Transportation Equipment							
392	Stores Equipment							
393	Tools, Shop and Garage Equipment							
394	Laboratory Equipment							
395	Power Operated Equipment							
396	Communication Equipment							
397	Miscellaneous Equipment							
398	Other Tangible Plant							
	Total Wastewater Plant	\$ 105,677	\$ 364,732	\$ 54,246	\$	\$	\$	\$

NOTE: Any adjustments made to reclassify property from one account to another must be footnoted.

S-4(b)
GROUP _____

Revised

UTILITY NAME:

Commerical Utilities, Division of Grace and Company, Inc.

YEAR OF REPORT

December 31, 2005

SYSTEM NAME / COUNTY :

BASIS FOR WASTEWATER DEPRECIATION CHARGES

ACCT. NO. (a)	ACCOUNT NAME (b)	AVERAGE SERVICE LIFE IN YEARS (c)	AVERAGE NET SALVAGE IN PERCENT (d)	DEPRECIATION RATE APPLIED IN PERCENT (100% - D) / C (e)
354	Structures and Improvements			
355	Power Generation Equipment			
360	Collection Sewers - Force	27.00		3.70%
361	Collection Sewers - Gravity	40.00		2.50%
362	Special Collecting Structures			
363	Services to Customers	35.00		2.86%
364	Flow Measuring Devices			
365	Flow Measuring Installations			
366	Reuse Services			
367	Reuse Meters and Meter Installations			
370	Receiving Wells	25.00		4.00%
371	Pumping Equipment			
375	Reuse Transmission and Distribution System			
380	Treatment and Disposal Equipment			
381	Plant Sewers			
382	Outfall Sewer Lines			
389	Other Plant Miscellaneous Equipment	27.00		3.70%
390	Office Furniture and Equipment			
391	Transportation Equipment			
392	Stores Equipment			
393	Tools, Shop and Garage Equipment			
394	Laboratory Equipment			
395	Power Operated Equipment			
396	Communication Equipment			
397	Miscellaneous Equipment			
398	Other Tangible Plant			
Wastewater Plant Composite Depreciation Rate *				

* If depreciation rates prescribed by this Commission are on a total composite basis, entries should be made on this line only.

Revised

UTILITY NAME: Commerical Utilities, Division of Grace and Company, Inc.

YEAR OF REPORT
December 31, 2005

SYSTEM NAME / COUNTY : _____

ANALYSIS OF ENTRIES IN WASTEWATER ACCUMULATED DEPRECIATION

ACCT. NO. (a)	ACCOUNT NAME (b)	BALANCE AT BEGINNING OF YEAR (c)	ACCRUALS (d)	OTHER CREDITS * (e)	TOTAL CREDITS (d + e) (f)
354	Structures and Improvements	\$ _____	\$ _____	\$ _____	\$ _____
355	Power Generation Equipment	_____	_____	_____	_____
360	Collection Sewers - Force	160,798	12,963	_____	12,963
361	Collection Sewers - Gravity	5,282	306	_____	306
362	Special Collecting Structures	_____	_____	_____	_____
363	Services to Customers	1,376	71	_____	71
364	Flow Measuring Devices	_____	_____	_____	_____
365	Flow Measuring Installations	_____	_____	_____	_____
366	Reuse Services	_____	_____	_____	_____
367	Reuse Meters and Meter Installations	_____	_____	_____	_____
370	Receiving Wells	29,057	2,170	_____	2,170
371	Pumping Equipment	_____	_____	_____	_____
375	Reuse Transmission and Distribution System	_____	_____	_____	_____
380	Treatment and Disposal Equipment	_____	_____	_____	_____
381	Plant Sewers	_____	_____	_____	_____
382	Outfall Sewer Lines	_____	_____	_____	_____
389	Other Plant Miscellaneous Equipment	55,605	3,914	_____	3,914
390	Office Furniture and Equipment	_____	_____	_____	_____
391	Transportation Equipment	_____	_____	_____	_____
392	Stores Equipment	_____	_____	_____	_____
393	Tools, Shop and Garage Equipment	_____	_____	_____	_____
394	Laboratory Equipment	_____	_____	_____	_____
395	Power Operated Equipment	_____	_____	_____	_____
396	Communication Equipment	_____	_____	_____	_____
397	Miscellaneous Equipment	_____	_____	_____	_____
398	Other Tangible Plant	_____	_____	_____	_____
Total Depreciable Wastewater Plant in Service		\$ 252,118	\$ 19,424	\$ _____	\$ 19,424

* Specify nature of transaction.
Use () to denote reversal entries.

S-6(a)
GROUP _____

Revised

UTILITY NAME: Commerical Utilities, Division of Grace and Company, Inc.

YEAR OF REPORT
December 31, 2005

SYSTEM NAME / COUNTY : _____

ANALYSIS OF ENTRIES IN WASTEWATER ACCUMULATED DEPRECIATION

ACCT. NO. (a)	ACCOUNT NAME (b)	PLANT RETIRED (g)	SALVAGE AND INSURANCE (h)	COST OF REMOVAL AND OTHER CHARGES (i)	TOTAL CHARGES (g-h+i) (j)	BALANCE AT END OF YEAR (c+f-j) (k)
354	Structures and Improvements	\$	\$	\$	\$	\$
355	Power Generation Equipment					
360	Collection Sewers - Force					173,761
361	Collection Sewers - Gravity					5,587
362	Special Collecting Structures					
363	Services to Customers					1,447
364	Flow Measuring Devices					
365	Flow Measuring Installations					
366	Reuse Services					
367	Reuse Meters and Meter Installations					
370	Receiving Wells					
371	Pumping Equipment					31,227
375	Reuse Transmission and Distribution System					
380	Treatment and Disposal Equipment					
381	Plant Sewers					
382	Outfall Sewer Lines					
389	Other Plant Miscellaneous Equipment	2,767			2,767	56,752
390	Office Furniture and Equipment					
391	Transportation Equipment					
392	Stores Equipment					
393	Tools, Shop and Garage Equipment					
394	Laboratory Equipment					
395	Power Operated Equipment					
396	Communication Equipment					
397	Miscellaneous Equipment					
398	Other Tangible Plant					271,542
Total Depreciable Wastewater Plant in Service		\$ 2,767	\$	\$	\$ 2,767	\$ 268,775

* Specify nature of transaction.
Use () to denote reversal entries.

S-6(b)
GROUP _____

Revised

UTILITY NAME:

Commerical Utilities, Division of Grace and Company, Inc.

YEAR OF REPORT
December 31, 2005

SYSTEM NAME / COUNTY :

**CONTRIBUTIONS IN AID OF CONSTRUCTION
ACCOUNT 271**

DESCRIPTION (a)	REFERENCE (b)	WASTEWATER (c)
Balance first of year		\$ _____
Add credits during year:		
Contributions received from Capacity, Main Extension and Customer Connection Charges	S-8(a)	\$ _____
Contributions received from Developer or Contractor Agreements in cash or property	S-8(b)	_____
Total Credits		\$ _____
Less debits charged during the year (All debits charged during the year must be explained below)		\$ _____
Total Contributions In Aid of Construction		\$ _____

Explain all debits charged to Account 271 during the year below:

S-7
GROUP _____

Revised

UTILITY NAME:

Commerical Utilities, Division of Grace and Company, Inc.

YEAR OF REPORT

December 31, 2005

SYSTEM NAME / COUNTY :

WASTEWATER CIAC SCHEDULE "A"

ADDITIONS TO CONTRIBUTIONS IN AID OF CONSTRUCTION RECEIVED FROM CAPACITY,
MAIN EXTENSION AND CUSTOMER CONNECTION CHARGES RECEIVED DURING THE YEAR

DESCRIPTION OF CHARGE (a)	NUMBER OF CONNECTIONS (b)	CHARGE PER CONNECTION (c)	AMOUNT (d)
_____	_____	\$ _____	\$ _____
_____	_____	_____	_____
_____	_____	_____	_____
_____	_____	_____	_____
_____	_____	_____	_____
_____	_____	_____	_____
_____	_____	_____	_____
_____	_____	_____	_____
Total Credits			\$ _____

ACCUMULATED AMORTIZATION OF WASTEWATER CONTRIBUTIONS IN AID OF CONSTRUCTION

DESCRIPTION (a)	WASTEWATER (b)
Balance first of year	\$ 0
Debits during the year:	
Accruals charged to Account 272	\$ _____
Other debits (specify) :	_____
_____	_____
_____	_____
Total debits	\$ _____
Credits during the year (specify) :	
_____	\$ _____
_____	_____
Total credits	\$ _____
Balance end of year	\$ _____

S-8(a)
GROUP _____

Rivis ed

UTILITY NAME:

Commerical Utilities, Division of Grace and Company, Inc.

YEAR OF REPORT December 31, 2005
--

SYSTEM NAME / COUNTY : _____

WASTEWATER OPERATING REVENUE

ACCT. NO. (a)	DESCRIPTION (b)	BEGINNING YEAR NO. CUSTOMERS * (c)	YEAR END NUMBER OF CUSTOMERS * (d)	AMOUNTS (e)
WASTEWATER SALES				
521.1	Flat Rate Revenues: Residential Revenues			\$ _____
521.2	Commercial Revenues			_____
521.3	Industrial Revenues			_____
521.4	Revenues From Public Authorities			_____
521.5	Multiple Family Dwelling Revenues			_____
521.6	Other Revenues			_____
521	Total Flat Rate Revenues			\$ _____
522.1	Measured Revenues: Residential Revenues			_____
522.2	Commercial Revenues	39	39	262,475
522.3	Industrial Revenues			_____
522.4	Revenues From Public Authorities			_____
522.5	Multiple Family Dwelling Revenues			_____
522	Total Measured Revenues	39	39	\$ 262,475
523	Revenues From Public Authorities			_____
524	Revenues From Other Systems			_____
525	Interdepartmental Revenues			_____
Total Wastewater Sales		39	39	\$ 262,475
OTHER WASTEWATER REVENUES				
530	Guaranteed Revenues			\$ _____
531	Sale of Sludge			_____
532	Forfeited Discounts			_____
534	Rents From Wastewater Property			_____
535	Interdepartmental Rents			_____
536	Other Wastewater Revenues (Including Allowance for Funds Prudently Invested or AFPI)			_____
Total Other Wastewater Revenues				\$ _____

* Customer is defined by Rule 25-30.210(1), Florida Administrative Code.

S-9(a)
GROUP _____

Sevick

UTILITY NAME:

Commerical Utilities, Division of Grace and Company, Inc.

YEAR OF REPORT December 31, 2005
--

SYSTEM NAME / COUNTY : _____

WASTEWATER OPERATING REVENUE

ACCT. NO. (a)	DESCRIPTION (b)	BEGINNING YEAR NO. CUSTOMERS * (c)	YEAR END NUMBER OF CUSTOMERS * (d)	AMOUNTS (e)
RECLAIMED WATER SALES				
540.1	Flat Rate Reuse Revenues: Residential Reuse Revenues			\$ _____
540.2	Commercial Reuse Revenues			_____
540.3	Industrial Reuse Revenues			_____
540.4	Reuse Revenues From Public Authorities			_____
540.5	Other Revenues			_____
540	Total Flat Rate Reuse Revenues			\$ _____
541.1	Measured Reuse Revenues: Residential Reuse Revenues			_____
541.2	Commercial Reuse Revenues	39	39	_____
541.3	Industrial Reuse Revenues			_____
541.4	Reuse Revenues From Public Authorities			_____
541	Total Measured Reuse Revenues	39	39	\$ _____
544	Reuse Revenues From Other Systems			_____
Total Reclaimed Water Sales				\$ _____
Total Wastewater Operating Revenues				\$ <u>262,475</u>

* Customer is defined by Rule 25-30.210(1), Florida Administrative Code.

S-9(b)
GROUP _____

[Handwritten signature]

UTILITY NAME: Commerical Utilities, Division of Grace and Company, Inc.

YEAR OF REPORT
December 31, 2005

SYSTEM NAME / COUNTY : _____

WASTEWATER UTILITY EXPENSE ACCOUNT MATRIX

ACCT. NO. (a)	ACCOUNT NAME (b)	CURRENT YEAR (c)	.1 COLLECTION EXPENSES- OPERATIONS (d)	.2 COLLECTION EXPENSES- MAINTENANCE (e)	.3 PUMPING EXPENSES - OPERATIONS (f)	.4 PUMPING EXPENSES - MAINTENANCE (g)	.5 TREATMENT & DISPOSAL EXPENSES - OPERATIONS (h)	.6 TREATMENT & DISPOSAL EXPENSES - MAINTENANCE (i)
701	Salaries and Wages - Employees	18,703						
703	Salaries and Wages - Officers, Directors and Majority Stockholders	28,366						
704	Employee Pensions and Benefits							
710	Purchased Sewage Treatment	115,094					115,094	
711	Sludge Removal Expense	1,200					1,200	
715	Purchased Power							
716	Fuel for Power Production							
718	Chemicals							
720	Materials and Supplies	3,401						
731	Contractual Services-Engineering							
732	Contractual Services - Accounting	2,750						
733	Contractual Services - Legal							
734	Contractual Services - Mgt. Fees							
735	Contractual Services - Testing							
736	Contractual Services - Other							
741	Rental of Building/Real Property	14,400						
742	Rental of Equipment							
750	Transportation Expenses							
756	Insurance - Vehicle							
757	Insurance - General Liability							
758	Insurance - Workman's Comp.							
759	Insurance - Other							
760	Advertising Expense							
766	Regulatory Commission Expenses - Amortization of Rate Case Expense							
767	Regulatory Commission Exp.-Other							
770	Bad Debt Expense							
775	Miscellaneous Expenses	33,611						
Total Wastewater Utility Expenses		217,525					116,294	

S-10(a)
GROUP _____

revised

UTILITY NAME: Commerical Utilities, Division of Grace and Company, Inc.

YEAR OF REPORT
December 31, 2005

SYSTEM NAME / COUNTY : _____

WASTEWATER UTILITY EXPENSE ACCOUNT MATRIX

ACCT. NO. (a)	ACCOUNT NAME (b)	.7 CUSTOMER ACCOUNTS EXPENSE (j)	.8 ADMIN. & GENERAL EXPENSES (k)	.9 RECLAIMED WATER TREATMENT EXPENSES- OPERATIONS (l)	.10 RECLAIMED WATER TREATMENT EXPENSES- MAINTENANCE (m)	.11 RECLAIMED WATER DISTRIBUTION EXPENSES- OPERATIONS (n)	.12 RECLAIMED WATER DISTRIBUTION EXPENSES- MAINTENANCE (o)
701	Salaries and Wages - Employees		18,703				
703	Salaries and Wages - Officers, Directors and Majority Stockholders		28,366				
704	Employee Pensions and Benefits						
710	Purchased Sewage Treatment						
711	Sludge Removal Expense						
715	Purchased Power						
716	Fuel for Power Purchased						
718	Chemicals						
720	Materials and Supplies		3,401				
731	Contractual Services-Engineering						
732	Contractual Services - Accounting		2,750				
733	Contractual Services - Legal						
734	Contractual Services - Mgt. Fees						
735	Contractual Services - Testing						
736	Contractual Services - Other						
741	Rental of Building/Real Property		14,400				
742	Rental of Equipment						
750	Transportation Expenses						
756	Insurance - Vehicle						
757	Insurance - General Liability						
758	Insurance - Workman's Comp.						
759	Insurance - Other						
760	Advertising Expense						
766	Regulatory Commission Expenses - Amortization of Rate Case Expense						
767	Regulatory Commission Exp -Other						
770	Bad Debt Expense						
775	Miscellaneous Expenses		33611				
Total Wastewater Utility Expenses			101,231				

S-10(b)
GROUP _____

Revised

UTILITY NAME:

Commerical Utilities, Division of Grace and Company, Inc.

YEAR OF REPORT December 31, 2005
--

SYSTEM NAME / COUNTY : _____

CALCULATION OF THE WASTEWATER SYSTEM METER EQUIVALENTS

WATER METER SIZE (a)	TYPE OF WATER METER (b)	EQUIVALENT FACTOR (c)	NUMBER OF WATER METERS (d)	TOTAL NUMBER OF METER EQUIVALENTS (c x d) (e)
All Residential		1.0		
5/8"	Displacement	1.0	6	6
3/4"	Displacement	1.5		
1"	Displacement	2.5	11	28
1 1/2"	Displacement or Turbine	5.0	10	50
2"	Displacement, Compound or Turbine	8.0	10	80
3"	Displacement	15.0	1	15
3"	Compound	16.0		
3"	Turbine	17.5		
4"	Displacement or Compound	25.0	1	25
4"	Turbine	30.0		
6"	Displacement or Compound	50.0		
6"	Turbine	62.5		
8"	Compound	80.0		
8"	Turbine	90.0		
10"	Compound	115.0		
10"	Turbine	145.0		
12"	Turbine	215.0		
Total Wastewater System Meter Equivalents				204

CALCULATION OF THE WASTEWATER SYSTEM EQUIVALENT RESIDENTIAL CONNECTIONS

Provide a calculation used to determine the value of one wastewater equivalent residential connection (ERC).

Use one of the following methods:

(a) If actual flow data are available from the preceding 12 months, divide the total annual single family residence (SFR) gallons sold by the average number of single family residence customers for the same period and divide the result by 365 days.

(b) If no historical flow data are available, use:

$$ERC = (\text{Total SFR gallons treated (Omit 000)} / 365 \text{ days} / 280 \text{ gallons per day})$$

For wastewater only utilities:

Subtract all general use and other non residential customer gallons from the total gallons treated.

Divide the remainder (SFR customers) by 365 days to reveal single family residence customer gallons per day.

NOTE: Total gallons treated includes both treated and purchased treatment.

ERC Calculation:
--

S-11
 GROUP _____
 SYSTEM _____

covered

UTILITY NAME:

Commerical Utilities, Division of Grace and Company, Inc.

YEAR OF REPORT

December 31, 2005

SYSTEM NAME / COUNTY : _____

WASTEWATER TREATMENT PLANT INFORMATION

Provide a separate sheet for each wastewater treatment facility

Permitted Capacity	N/A		
Basis of Permit Capacity (1)	N/A		
Manufacturer	N/A		
Type (2)	N/A		
Hydraulic Capacity	N/A		
Average Daily Flow	N/A		
Total Gallons of Wastewater Treated	N/A		
Method of Effluent Disposal	N/A		

(1) Basis of permitted capacity as stated on the Florida DEP WWTP Operating Permit (i.e. average annual daily flow, etc.)

(2) Contact stabilization, advanced treatment, etc.

S-12

GROUP _____

SYSTEM _____

Revised

UTILITY NAME: Commerical Utilities, Division of Grace and Company, Inc.

YEAR OF REPORT
December 31, 2005

SYSTEM NAME / COUNTY : _____

OTHER WASTEWATER SYSTEM INFORMATION

Furnish information below for each system. A separate page should be supplied where necessary.

1. Present number of ERCs* now being served _____	204
2. Maximum number of ERCs* which can be served _____	229
3. Present system connection capacity (in ERCs*) using existing lines _____	229
4. Future connection capacity (in ERCs*) upon service area buildout _____	229
5. Estimated annual increase in ERCs* _____	
6. Describe any plans and estimated completion dates for any enlargements or improvements of this system _____ _____ _____	
7. If the utility uses reuse as a means of effluent disposal, attach a list of the reuse end users and the amount of reuse provided to each, if known. N/A	
8. If the utility does not engage in reuse, has a reuse feasibility study been completed NO If so, when? _____	
9. Has the utility been required by the DEP or water management district to implement reuse? _____ NO If so, what are the utility's plans to comply with this requirement? ___ N/A _____ _____	
10. When did the company last file a capacity analysis report with the DEP? ___ N/A	
11. If the present system does not meet the requirements of DEP rules: a. Attach a description of the plant upgrade necessary to meet the DEP rules. b. Have these plans been approved by DEP? _____ c. When will construction begin? _____ d. Attach plans for funding the required upgrading. e. Is this system under any Consent Order with DEP? _____	
12. Department of Environmental Protection ID # ___ PWS-1D2160226	

* An ERC is determined based on the calculation on S-11.

Revised