

OFFICIAL COPY
Public Service Commission
Do Not Remove from this Office

CLASS "C"

WATER AND/OR WASTEWATER UTILITIES

(Gross Revenue of Less Than \$200,000 Each)

ANNUAL REPORT

WS662-10-AR
St. Johns Landing Utilities Services
P. O. Box 237
Edgewater, FL 32132-0237

Certificate Number(s)

Submitted To The

STATE OF FLORIDA



11 MAR -5 11 7:58
COMMUNICATIONS SECTION
PUBLIC SERVICE

PUBLIC SERVICE COMMISSION

FOR THE

YEAR ENDED DECEMBER 31, 2010

GENERAL DEFINITIONS

ADVANCES FOR CONSTRUCTION - This account shall include advances by or in behalf of customers for construction which are to be refunded either wholly or in part. (USOA)

ALLOWANCE FOR FUNDS USED DURING CONSTRUCTION (AFUDC) - This account shall include concurrent credits for allowance for funds used during construction based upon the net cost of funds used for construction purposes and a reasonable rate upon other funds when so used. Appropriate regulatory approval shall be obtained for "a reasonable rate". (Rule 25-30.116, Florida Administrative Code)

AMORTIZATION - The gradual extinguishment of an amount in an account by distributing such amount over a fixed period, over the life of the asset or liability to which it applies, or over the period during which it is anticipated the benefit will be realized. (USOA)

CONTRIBUTIONS IN AID OF CONSTRUCTION (CIAC) - Any amount or item of money, services, or property received by a utility, from any person or governmental agency, any portion of which is provided at no cost to the utility, which represents an addition or transfer to the capital of the utility, and which is utilized to offset the acquisition, improvement, or construction costs of the utility's property, facilities, or equipment used to provide utility services to the public. (Section 367.021 (3), Florida Statutes)

CONSTRUCTION WORK IN PROGRESS (CWIP) - This account shall include the cost of water or wastewater plant in process of construction, but not yet ready for services. (USOA)

DEPRECIATION - The loss in service value not restored by current maintenance, incurred in connection with the consumption or prospective retirement of utility plant in the course of service from causes which are known to be in the current operation and against which the utility is not protected by insurance. (Rule 25-30.140 (i), Florida Administrative Code)

EFFLUENT REUSE - The use of wastewater after the treatment process, generally for reuse as irrigation water or for in plant use. (Section 367.021 (6), Florida Statutes)

EQUIVALENT RESIDENTIAL CONNECTION (ERC) - (WATER) - (Rule 25-30.515 (8), Florida Administrative Code)

- (a) 350 gallons per day;
- (b) The number of gallons a utility demonstrates in the average daily flow for a single family unit; or
- (c) The number of gallons which has been approved by the DEP for a single family residential unit.

EQUIVALENT RESIDENTIAL CONNECTION (ERC) - (WASTEWATER) - Industry standard of 80% of Water ERC or 280 gallons per day for residential use.

GUARANTEED REVENUE CHARGE - A charge designed to cover the utility's costs including, but not limited to the cost of the operation, maintenance, depreciation, and any taxes, and to provide a reasonable return to the utility for facilities, a portion of which may not be used and useful to the utility or its existing customers. (Rule 25-30.515 (9), Florida Administrative Code)

LONG TERM DEBT - All Notes, Conditional Sales Contracts, or other evidences of indebtedness payable more than one year from date of issue. (USOA)

PROPRIETARY CAPITAL (For proprietorships and partnerships only) - The investment of a sole proprietor, or partners, in an unincorporated utility. (USOA)

RETAINED EARNINGS - This account reflects corporate earnings retained in the business. Credits would include net income or accounting adjustments associated with correction of errors attributable to a prior period. Charges to this account would include net losses, accounting adjustments associated with correction of errors attributable to a prior period or dividends. (USOA)

GENERAL INSTRUCTIONS

1. Prepare this report in conformity with the 1996 National Association of Regulatory Utility Commissioners (NARUC) Uniform System of Accounts for Water and Wastewater Utilities as adopted by Rule 25-30.115 (1), Florida Administrative Code.
2. Interpret all accounting words and phrases in accordance with the Uniform System of Accounts (USOA), Commission Rules and the definitions on the next page.
3. Complete each question fully and accurately, even if it has been answered in a previous annual report. Enter the word "None" where it truly and completely states the fact.
4. For any question, section, or page which is not applicable to the respondent, enter the words "Not Applicable." Do not omit any pages.
5. Where dates are called for, the month and day should be stated as well as the year.
6. All schedules requiring dollar entries should be rounded to the nearest dollar.
7. Complete this report by means which result in a permanent record. You may use permanent ink or a typewriter. Do not use a pencil.
8. If there is not enough room on any schedule, an additional page or pages may be added provided the format of the added schedule matches the format of the schedule in the report. Additional pages should reference the appropriate schedules, state the name of the utility, and state the year of the report.
9. If it is necessary or desirable to insert additional statements for the purpose of further explanation of schedules, such statements should be made at the bottom of the page or on an additional page. Any additional pages should state the name of the utility and the year of the report, and reference the appropriate schedule.
10. The utility shall file the original and two copies of the report with the Commission at the address below, and keep a copy for itself. Pursuant to Rule 25-30.110 (3), Florida Administrative Code, the utility must submit the report by March 31 for the preceeding year ending December 31.

Florida Public Service Commission
Division of Economic Regulation
2540 Shumard Oak Boulevard
Tallahassee, Florida 32399-0850

11. Pursuant to Rule 25-30.110 (7) (a), Florida Administrative Code, any utility that fails to file its annual report or extension on or before March 31, or within the time specified by any extension approved in writing by the Division of Economic Regulation, shall be subject to a penalty. The penalty shall be based on the number of calendar days elapsed from March 31, or from an approved extended filing date, until the date of filing. The date of filing shall be included in the days elapsed.

FINANCIAL SECTION

TABLE OF CONTENTS

FINANCIAL SECTION	PAGE
Identification	F-2
Income Statement	F-3
Comparative Balance Sheet	F-4
Gross Utility Plant	F-5
Accumulated Depreciation and Amortization of Utility Plant	F-5
Capital Stock	F-6
Retained Earnings	F-6
Proprietary Capital	F-6
Long Term Debt	F-6
Tax Expense	F-7
Payment for Services Rendered by Other Than Employees	F-7
Contributions in Aid of Construction	F-8
Cost of Capital Used for AFUDC Calculation	F-9
Capital Structure Adjustments	F-10
WATER OPERATING SECTION	PAGE
Water Utility Plant Accounts	W-1
Analysis of Accumulated Depreciation by Primary Account - Water	W-2
Water Operation and Maintenance Expense	W-3
Water Customers	W-3
Pumping and Purchased Water Statistics and Mains	W-4
Wells and Well Pumps, Reservoirs, and High Service Pumping	W-5
Sources of Supply and Water Treatment Facilities	W-6
General Water System Information	W-7
WASTEWATER OPERATING SECTION	PAGE
Wastewater Utility Plant Accounts	S-1
Analysis of Accumulated Depreciation by Primary Account - Wastewater	S-2
Wastewater Operation and Maintenance Expense	S-3
Wastewater Customers	S-3
Pumping Equipment, Service Connections, Collecting and Force Mains and Manholes	S-4
Treatment Plant, Master Lift Station Pumps and Pumping Wastewater Statistics	S-5
General Wastewater System Information	S-6
VERIFICATION SECTION	PAGE
Verification	V-1

REPORT OF

St Johns Landing Utilities Services

(EXACT NAME OF UTILITY)

P.O. Box 237 Edgewater FL none PUTNAM

Mailing Address Street Address County
 Telephone Number 386 345 4101 Date Utility First Organized ?
 Fax Number 386 345 4101 E-mail Address _____
 Sunshine State One-Call of Florida, Inc. Member No. —

Check the business entity of the utility as filed with the Internal Revenue Service: ?

- Individual Sub Chapter S Corporation 1120 Corporation Partnership

Name, Address and Phone where records are located: P.O. Box 237 Edgewater FL 32132
Dobres Vado 386 345 4101

Name of subdivisions where services are provided: Ø No PHYSICAL LOCATION

CONTACTS

Name	Title	Principal Business Address	Salary Charged Utility
Person to send correspondence: <u>Dobres Vado</u>		<u>P.O. Box 237</u>	<u>Ø</u>
Person who prepared this report: <u>TERRI VADO</u>		<u>Edgewater FL 32132</u>	<u>Ø</u>
Officers and Managers:		<u>407-433-7480</u>	\$ _____
			\$ _____
			\$ _____
			\$ _____
			\$ _____

Report every corporation or person owning or holding directly or indirectly 5 percent or more of the voting securities of the reporting utility:

Name	Percent Ownership in Utility	Principal Business Address	Salary Charged Utility
			\$ _____
			\$ _____
			\$ _____
			\$ _____
			\$ _____
			\$ _____

UTILITY NAME: ST JOHN'S LANDING

YEAR OF REPORT
DECEMBER 31, 2010

INCOME STATEMENT

Account Name	Ref. Page	Water	Wastewater	Other	Total Company
Gross Revenue:					
Residential -----		\$ 0	\$ 0	\$ 0	\$ 0
Commercial -----					
Industrial -----					
Multiple Family -----					
Guaranteed Revenues -----					
Other (Specify) -----					
Total Gross Revenue -----		\$ 0	\$ 0	\$ 0	\$ 0
Operation Expense (Must tie to pages W-3 and S-3)	W-3 S-3				
Depreciation Expense -----	F-5				
CIAC Amortization Expense -----	F-8				
Taxes Other Than Income -----	F-7				
Income Taxes -----	F-7				
Total Operating Expense -----		\$ 0	\$ 0	\$ 0	\$ 0
Net Operating Income (Loss) -----		\$ 0	\$ 0	\$ 0	\$ 0
Other Income:					
Nonutility Income -----		\$ 0	\$ 0	\$ 0	\$ 0

Other Deductions:					
Miscellaneous Nonutility Expenses -----		\$ 0	\$ 0	\$ 0	\$ 0
Interest Expense -----					

Net Income (Loss) -----		\$ 0	\$ 0	\$ 0	\$ 0

UTILITY NAME: St Johns Landing

YEAR OF REPORT
DECEMBER 31, 2010

COMPARATIVE BALANCE SHEET

ACCOUNT NAME	Reference Page	Current Year	Previous Year
Assets:			
Utility Plant in Service (101-105) -----	F-5,W-1,S-1	\$ 0	\$ 0
Accumulated Depreciation and Amortization (108) -----	F-5,W-2,S-2	_____	_____
Net Utility Plant -----		\$ _____	\$ _____
Cash -----		_____	_____
Customer Accounts Receivable (141) -----		_____	_____
Other Assets (Specify): -----		_____	_____
-----		_____	_____
-----		_____	_____
Total Assets -----		\$ _____	\$ _____
Liabilities and Capital:			
Common Stock Issued (201) -----	F-6	_____	_____
Preferred Stock Issued (204) -----	F-6	_____	_____
Other Paid in Capital (211) -----		_____	_____
Retained Earnings (215) -----	F-6	_____	_____
Proprietary Capital (Proprietary and Partnership only) (218) -----	F-6	_____	_____
Total Capital -----		\$ _____	\$ _____
Long Term Debt (224) -----	F-6	\$ _____	\$ _____
Accounts Payable (231) -----		_____	_____
Notes Payable (232) -----		_____	_____
Customer Deposits (235) -----		_____	_____
Accrued Taxes (236) -----		_____	_____
Other Liabilities (Specify) -----		_____	_____
-----		_____	_____
-----		_____	_____
Advances for Construction -----		_____	_____
Contributions in Aid of Construction - Net (271-272) -----	F-8	_____	_____
Total Liabilities and Capital -----		\$ _____	\$ _____

UTILITY NAME: _____

YEAR OF REPORT
DECEMBER 31,

GROSS UTILITY PLANT

Plant Accounts: (101 - 107) inclusive	Water	Wastewater	Plant other than Reporting Systems	Total
Utility Plant in Service (101)	\$ _____	\$ _____	\$ _____	\$ _____
Construction Work in Progress (105) _____	_____	_____	_____	_____
Other (Specify) _____	_____	_____	_____	_____
_____	_____	_____	_____	_____
_____	_____	_____	_____	_____
Total Utility Plant _____	\$ _____	\$ _____	\$ _____	\$ _____

ACCUMULATED DEPRECIATION (A/D) AND AMORTIZATION OF UTILITY PLANT

Account 108	Water	Wastewater	Other than Reporting Systems	Total
Balance First of Year _____	\$ _____	\$ _____	\$ _____	\$ _____
Add Credits During Year:				
Accruals charged to depreciation account _____	\$ _____	\$ _____	\$ _____	\$ _____
Salvage _____	_____	_____	_____	_____
Other Credits (specify) _____	_____	_____	_____	_____
_____	_____	_____	_____	_____
Total Credits _____	\$ _____	\$ _____	\$ _____	\$ _____
Deduct Debits During Year:				
Book cost of plant retired _____	\$ _____	\$ _____	\$ _____	\$ _____
Cost of removal _____	_____	_____	_____	_____
Other debits (specify) _____	_____	_____	_____	_____
_____	_____	_____	_____	_____
Total Debits _____	\$ _____	\$ _____	\$ _____	\$ _____
Balance End of Year _____	\$ _____	\$ _____	\$ _____	\$ _____

UTILITY NAME: St John's Landing

YEAR OF REPORT
DECEMBER 31, 2010

CAPITAL STOCK (201 - 204)

	Common Stock	Preferred Stock
Par or stated value per share _____	_____	_____
Shares authorized _____	_____	_____
Shares issued and outstanding _____	_____	_____
Total par value of stock issued _____	_____	_____
Dividends declared per share for year _____	_____	_____

RETAINED EARNINGS (215)

	Appropriated	Un-Appropriated
Balance first of year _____	\$ _____	\$ _____
Changes during the year (Specify): _____ _____	_____	_____
Balance end of year _____	\$ _____	\$ _____

PROPRIETARY CAPITAL (218)

	Proprietor Or Partner	Partner
Balance first of year _____	\$ _____	\$ _____
Changes during the year (Specify): _____ _____	_____	_____
Balance end of year _____	\$ _____	\$ _____

LONG TERM DEBT (224)

Description of Obligation (Including Date of Issue and Date of Maturity):	Interest		Principal per Balance Sheet Date
	Rate	# of Pymts	
_____	_____	_____	\$ _____
_____	_____	_____	\$ _____
Total _____	_____	_____	\$ _____

UTILITY NAME: _____

YEAR OF REPORT DECEMBER 31,

TAX EXPENSE

(a)	Water (b)	Wastewater (c)	Other (d)	Total (e)
Income Taxes:				
Federal income tax _____	\$ _____	\$ _____	\$ _____	\$ _____
State income Tax _____	_____	_____	_____	_____
Taxes Other Than Income:				
State ad valorem tax _____	_____	_____	_____	_____
Local property tax _____	_____	_____	_____	_____
Regulatory assessment fee _____	_____	_____	_____	_____
Other (Specify) _____	_____	_____	_____	_____
_____	_____	_____	_____	_____
_____	_____	_____	_____	_____
Total Tax Expense _____	\$ _____	\$ _____	\$ _____	\$ _____

PAYMENTS FOR SERVICES RENDERED BY OTHER THAN EMPLOYEES

Report all information concerning outside rate, management, construction, advertising, labor relations, public relations, or other similar professional services rendered the respondent for which aggregate payments during the year to any corporation, partnership, individual, or organization of any kind whatever amounting to \$500 or more.

Name of Recipient	Water Amount	Wastewater Amount	Description of Service
_____	\$ _____	\$ _____	_____
_____	\$ _____	\$ _____	_____
_____	\$ _____	\$ _____	_____
_____	\$ _____	\$ _____	_____
_____	\$ _____	\$ _____	_____
_____	\$ _____	\$ _____	_____
_____	\$ _____	\$ _____	_____
_____	\$ _____	\$ _____	_____
_____	\$ _____	\$ _____	_____
_____	\$ _____	\$ _____	_____
_____	\$ _____	\$ _____	_____
_____	\$ _____	\$ _____	_____

UTILITY NAME: St Johns Landing

YEAR OF REPORT
DECEMBER 31, 2010

CONTRIBUTIONS IN AID OF CONSTRUCTION (271)

(a)	Water (b)	Wastewater (c)	Total (d)
1) Balance first of year _____	\$ _____	\$ _____	\$ _____
2) Add credits during year _____	\$ _____	\$ _____	\$ _____
3) Total _____	\$ _____	\$ _____	\$ _____
4) Deduct charges during the year _____	_____	_____	_____
5) Balance end of year _____	_____	_____	_____
6) Less Accumulated Amortization _____	_____	_____	_____
7) Net CIAC _____	\$ _____	\$ _____	\$ _____

ADDITIONS TO CONTRIBUTIONS IN AID OF CONSTRUCTION DURING YEAR (CREDITS)

Report below all developers or contractors agreements from which cash or property was received during the year.	Indicate "Cash" or "Property"	Water	Wastewater
_____	_____	_____	_____
_____	_____	_____	_____
_____	_____	_____	_____
_____	_____	_____	_____
_____	_____	_____	_____
Sub-total _____		\$ _____	\$ _____
Report below all capacity charges, main extension charges and customer connection charges received during the year.			
Description of Charge	Number of Connections	Charge per Connection	
_____	_____	\$ _____	\$ _____
_____	_____	_____	_____
_____	_____	_____	_____
_____	_____	_____	_____
Total Credits During Year (Must agree with line # 2 above.) _____		\$ _____	\$ _____

ACCUMULATED AMORTIZATION OF CIAC (272)

	Water	Wastewater	Total
Balance First of Year _____	\$ _____	\$ _____	\$ _____
Add Debits During Year: _____	_____	_____	_____
Deduct Credits During Year: _____	_____	_____	_____
Balance End of Year (Must agree with line #6 above.) _____	\$ _____	\$ _____	\$ _____

**** COMPLETION OF SCHEDULE REQUIRED ONLY IF AFUDC WAS CHARGED DURING YEAR ****

UTILITY NAME: _____

YEAR OF REPORT DECEMBER 31, _____

SCHEDULE "A"

SCHEDULE OF COST OF CAPITAL USED FOR AFUDC CALCULATION (1)

Class of Capital (a)	Dollar Amount (b)	Percentage of Capital (c)	Actual Cost Rates (d)	Weighted Cost [c x d] (e)
Common Equity	\$ _____	_____ %	_____ %	_____ %
Preferred Stock	_____	_____ %	_____ %	_____ %
Long Term Debt	_____	_____ %	_____ %	_____ %
Customer Deposits	_____	_____ %	_____ %	_____ %
Tax Credits - Zero Cost	_____	_____ %	0.00 %	_____ %
Tax Credits - Weighted Cost	_____	_____ %	_____ %	_____ %
Deferred Income Taxes	_____	_____ %	_____ %	_____ %
Other (Explain)	_____	_____ %	_____ %	_____ %
Total	\$ _____	<u>100.00</u> %		_____ %

(1) Must be calculated using the same methodology used to calculate AFUDC rate approved by the Commission.

APPROVED AFUDC RATE

Current Commission approved AFUDC rate: _____ %
Commission Order Number approving AFUDC rate: _____

**** COMPLETION OF SCHEDULE REQUIRED ONLY IF AFUDC WAS CHARGED DURING YEAR ****

UTILITY NAME: ST John's landing

YEAR OF REPORT DECEMBER 31, 2010
--

SCHEDULE "B"

SCHEDULE OF CAPITAL STRUCTURE ADJUSTMENTS

Class of Capital (a)	Per Book Balance (b)	Non-utility Adjustments (c)	Non-juris. Adjustments (d)	Other (1) Adjustments (e)	Capital Structure Used for AFUDC Calculation (f)
Common Equity	\$ _____	\$ _____	\$ _____	\$ _____	\$ _____
Preferred Stock	_____	_____	_____	_____	_____
Long Term Debt	_____	_____	_____	_____	_____
Customer Deposits	_____	_____	_____	_____	_____
Tax Credits-Zero Cost	_____	_____	_____	_____	_____
Tax Credits-Weighted	_____	_____	_____	_____	_____
Cost of Capital	_____	_____	_____	_____	_____
Deferred Income Taxes	_____	_____	_____	_____	_____
Other (Explain)	_____	_____	_____	_____	_____
Total	\$ <u>_____</u>	\$ <u>_____</u>	\$ <u>_____</u>	\$ <u>_____</u>	\$ <u>_____</u>

(1) Explain below all adjustments made in Column (e):

**WATER
OPERATING
SECTION**

UTILITY NAME: St John's Landing

YEAR OF REPORT
DECEMBER 31, 2010

WATER UTILITY PLANT ACCOUNTS

Acct. No. (a)	Account Name (b)	Previous Year (c)	Additions (d)	Retirements (e)	Current Year (f)
301	Organization	\$ 0	\$ 0	\$ 0	\$ 0
302	Franchises				
303	Land and Land Rights				
304	Structures and Improvements				
305	Collecting and Impounding Reservoirs				
306	Lake, River and Other Intakes				
307	Wells and Springs				
308	Infiltration Galleries and Tunnels				
309	Supply Mains				
310	Power Generation Equipment				
311	Pumping Equipment				
320	Water Treatment Equipment				
330	Distribution Reservoirs and Standpipes				
331	Transmission and Distribution Lines				
333	Services				
334	Meters and Meter Installations				
335	Hydrants				
336	Backflow Prevention Devices				
339	Other Plant and Miscellaneous Equipment				
340	Office Furniture and Equipment				
341	Transportation Equipment				
342	Stores Equipment				
343	Tools, Shop and Garage Equipment				
344	Laboratory Equipment				
345	Power Operated Equipment				
346	Communication Equipment				
347	Miscellaneous Equipment				
348	Other Tangible Plant				
	Total Water Plant	\$ 0	\$ 0	\$ 0	\$ 0

UTILITY NAME: _____

YEAR OF REPORT
DECEMBER 31, _____

ANALYSIS OF ACCUMULATED DEPRECIATION BY PRIMARY ACCOUNT - WATER

Acct. No. (a)	Account (b)	Average Service Life in Years (c)	Average Salvage in Percent (d)	Depr. Rate Applied (e)	Accumulated Depreciation Balance Previous Year (f)	Debits (g)	Credits (h)	Accum. Depr. Balance End of Year (f-g+h=i) (i)
304	Structures and Improvements		%	%	\$	\$	\$	\$
305	Collecting and Impounding Reservoirs		%	%				
306	Lake, River and Other Intakes		%	%				
307	Wells and Springs		%	%				
308	Infiltration Galleries & Tunnels		%	%				
309	Supply Mains		%	%				
310	Power Generating Equipment		%	%				
311	Pumping Equipment		%	%				
320	Water Treatment Equipment		%	%				
330	Distribution Reservoirs & Standpipes		%	%				
331	Trans. & Dist. Mains		%	%				
333	Services		%	%				
334	Meter & Meter Installations		%	%				
335	Hydrants		%	%				
336	Backflow Prevention Devices		%	%				
339	Other Plant and Miscellaneous Equipment		%	%				
340	Office Furniture and Equipment		%	%				
341	Transportation Equipment		%	%				
342	Stores Equipment		%	%				
343	Tools, Shop and Garage Equipment		%	%				
344	Laboratory Equipment		%	%				
345	Power Operated Equipment		%	%				
346	Communication Equipment		%	%				
347	Miscellaneous Equipment		%	%				
348	Other Tangible Plant		%	%				
	Totals				\$	\$	\$	\$ *

* This amount should tie to Sheet F-5.

UTILITY NAME: St John's Landing

YEAR OF REPORT
DECEMBER 31, 2010

WATER OPERATION AND MAINTENANCE EXPENSE

Acct. No.	Account Name	Amount
601	Salaries and Wages - Employees	\$ _____
603	Salaries and Wages - Officers, Directors, and Majority Stockholders	_____
604	Employee Pensions and Benefits	_____
610	Purchased Water	_____
615	Purchased Power	_____
616	Fuel for Power Production	_____
618	Chemicals	_____
620	Materials and Supplies	_____
630	Contractual Services:	_____
	Billing	_____
	Professional	_____
	Testing	_____
	Other	_____
640	Rents	_____
650	Transportation Expense	_____
655	Insurance Expense	_____
665	Regulatory Commission Expenses (Amortized Rate Case Expense)	_____
670	Bad Debt Expense	_____
675	Miscellaneous Expenses	_____
	Total Water Operation And Maintenance Expense	\$ _____ *

* This amount should tie to Sheet F-3.

WATER CUSTOMERS

Description (a)	Type of Meter ** (b)	Equivalent Factor (c)	Number of Active Customers		Total Number of Meter Equivalents (c x e) (f)
			Start of Year (d)	End of Year (e)	
Residential Service					
5/8"	D	1.0	_____	_____	_____
3/4"	D	1.5	_____	_____	_____
1"	D	2.5	_____	_____	_____
1 1/2"	D,T	5.0	_____	_____	_____
General Service					
5/8"	D	1.0	_____	_____	_____
3/4"	D	1.5	_____	_____	_____
1"	D	2.5	_____	_____	_____
1 1/2"	D,T	5.0	_____	_____	_____
2"	D,C,T	8.0	_____	_____	_____
3"	D	15.0	_____	_____	_____
3"	C	16.0	_____	_____	_____
3"	T	17.5	_____	_____	_____
Unmetered Customers	_____	_____	_____	_____	_____
Other (Specify)	_____	_____	_____	_____	_____
** D = Displacement C = Compound T = Turbine			Total	_____	_____

UTILITY NAME: _____

YEAR OF REPORT
DECEMBER 31, _____

SYSTEM NAME: _____

PUMPING AND PURCHASED WATER STATISTICS

(a)	Water Purchased For Resale (Omit 000's) (b)	Finished Water From Wells (Omit 000's) (c)	Recorded Accounted For Loss Through Line Flushing Etc. (Omit 000's) (d)	Total Water Pumped And Purchased (Omit 000's) [(b)+(c)-(d)] (e)	Water Sold To Customers (Omit 000's) (f)
January _____	_____	_____	_____	_____	_____
February _____	_____	_____	_____	_____	_____
March _____	_____	_____	_____	_____	_____
April _____	_____	_____	_____	_____	_____
May _____	_____	_____	_____	_____	_____
June _____	_____	_____	_____	_____	_____
July _____	_____	_____	_____	_____	_____
August _____	_____	_____	_____	_____	_____
September _____	_____	_____	_____	_____	_____
October _____	_____	_____	_____	_____	_____
November _____	_____	_____	_____	_____	_____
December _____	_____	_____	_____	_____	_____
Total for Year _____	_____	_____	_____	_____	_____

If water is purchased for resale, indicate the following:

Vendor _____

Point of delivery _____

If water is sold to other water utilities for redistribution, list names of such utilities below:

MAINS (FEET)

Kind of Pipe (PVC, Cast Iron, Coated Steel, etc.)	Diameter of Pipe	First of Year	Added	Removed or Abandoned	End of Year
_____	_____	_____	_____	_____	_____
_____	_____	_____	_____	_____	_____
_____	_____	_____	_____	_____	_____
_____	_____	_____	_____	_____	_____
_____	_____	_____	_____	_____	_____
_____	_____	_____	_____	_____	_____
_____	_____	_____	_____	_____	_____
_____	_____	_____	_____	_____	_____

UTILITY NAME: St Johns Landing
 SYSTEM NAME: _____

YEAR OF REPORT
 DECEMBER 31, 2010

WELLS AND WELL PUMPS

(a)	(b)	(c)	(d)	(e)
Year Constructed _____	_____	_____	_____	_____
Types of Well Construction and Casing _____	_____	_____	_____	_____
_____	_____	_____	_____	_____
Depth of Wells _____	_____	_____	_____	_____
Diameters of Wells _____	_____	_____	_____	_____
Pump - GPM _____	_____	_____	_____	_____
Motor - HP _____	_____	_____	_____	_____
Motor Type * _____	_____	_____	_____	_____
Yields of Wells in GPD _____	_____	_____	_____	_____
Auxiliary Power _____	_____	_____	_____	_____
* Submersible, centrifugal, etc.				

RESERVOIRS

(a)	(b)	(c)	(d)	(e)
Description (steel, concrete) _____	_____	_____	_____	_____
Capacity of Tank _____	_____	_____	_____	_____
Ground or Elevated _____	_____	_____	_____	_____

HIGH SERVICE PUMPING

(a)	(b)	(c)	(d)	(e)
Motors				
Manufacturer _____	_____	_____	_____	_____
Type _____	_____	_____	_____	_____
Rated Horsepower _____	_____	_____	_____	_____
Pumps				
Manufacturer _____	_____	_____	_____	_____
Type _____	_____	_____	_____	_____
Capacity in GPM _____	_____	_____	_____	_____
Average Number of Hours Operated Per Day _____	_____	_____	_____	_____
Auxiliary Power _____	_____	_____	_____	_____

UTILITY NAME: _____

YEAR OF REPORT
DECEMBER 31,

SOURCE OF SUPPLY

List for each source of supply (Ground, Surface, Purchased Water etc.)			
Permitted Gals. per day _____ Type of Source _____	_____	_____	_____

WATER TREATMENT FACILITIES

List for each Water Treatment Facility:			
Type _____ Make _____ Permitted Capacity (GPD) _____ High service pumping Gallons per minute _____ Reverse Osmosis _____ Lime Treatment Unit Rating _____ Filtration Pressure Sq. Ft. _____ Gravity GPD/Sq.Ft. _____ Disinfection Chlorinator _____ Ozone _____ Other _____ Auxiliary Power _____	_____	_____	_____

UTILITY NAME: St John's Landing

YEAR OF REPORT
DECEMBER 31, _____

SYSTEM NAME: _____

GENERAL WATER SYSTEM INFORMATION

Furnish information below for each system. A separate page should be supplied where necessary.

1. Present ERC's * the system can efficiently serve. _____
2. Maximum number of ERCs * which can be served. _____
3. Present system connection capacity (in ERCs *) using existing lines. _____
4. Future connection capacity (in ERCs *) upon service area buildout. _____
5. Estimated annual increase in ERCs *. _____
6. Is the utility required to have fire flow capacity? _____
If so, how much capacity is required? _____
7. Attach a description of the fire fighting facilities. _____
8. Describe any plans and estimated completion dates for any enlargements or improvements of this system.

9. When did the company last file a capacity analysis report with the DEP? _____
10. If the present system does not meet the requirements of DEP rules, submit the following:
 - a. Attach a description of the plant upgrade necessary to meet the DEP rules.
 - b. Have these plans been approved by DEP? _____
 - c. When will construction begin? _____
 - d. Attach plans for funding the required upgrading.
 - e. Is this system under any Consent Order with DEP? _____
11. Department of Environmental Protection ID # _____
12. Water Management District Consumptive Use Permit # _____
 - a. Is the system in compliance with the requirements of the CUP? _____
 - b. If not, what are the utility's plans to gain compliance? _____

* An ERC is determined based on one of the following methods:
(a) If actual flow data are available from the preceding 12 months:
Divide the total annual single family residence (SFR) gallons sold by the average number of SFR customers for the same period and divide the result by 365 days.

(b) If no historical flow data are available use:
ERC = (Total SFR gallons sold (omit 000)/365 days/350 gallons per day).

**WASTEWATER
OPERATING
SECTION**

UTILITY NAME: St John's Landing

YEAR OF REPORT
DECEMBER 31,

WASTEWATER UTILITY PLANT ACCOUNTS

Acct. No. (a)	Account Name (b)	Previous Year (c)	Additions (d)	Retirements (e)	Current Year (f)
351	Organization_____	\$ _____	\$ _____	\$ _____	\$ _____
352	Franchises_____	_____	_____	_____	_____
353	Land and Land Rights_____	_____	_____	_____	_____
354	Structures and Improvements_____	_____	_____	_____	_____
355	Power Generation Equipment_____	_____	_____	_____	_____
360	Collection Sewers - Force_____	_____	_____	_____	_____
361	Collection Sewers - Gravity_____	_____	_____	_____	_____
362	Special Collecting Structures_____	_____	_____	_____	_____
363	Services to Customers_____	_____	_____	_____	_____
364	Flow Measuring Devices_____	_____	_____	_____	_____
365	Flow Measuring Installations_____	_____	_____	_____	_____
370	Receiving Wells_____	_____	_____	_____	_____
371	Pumping Equipment_____	_____	_____	_____	_____
380	Treatment and Disposal Equipment_____	_____	_____	_____	_____
381	Plant Sewers_____	_____	_____	_____	_____
382	Outfall Sewer Lines_____	_____	_____	_____	_____
389	Other Plant and Miscellaneous Equipment_____	_____	_____	_____	_____
390	Office Furniture and Equipment_____	_____	_____	_____	_____
391	Transportation Equipment_____	_____	_____	_____	_____
392	Stores Equipment_____	_____	_____	_____	_____
393	Tools, Shop and Garage Equipment_____	_____	_____	_____	_____
394	Laboratory Equipment_____	_____	_____	_____	_____
395	Power Operated Equipment_____	_____	_____	_____	_____
396	Communication Equipment_____	_____	_____	_____	_____
397	Miscellaneous Equipment_____	_____	_____	_____	_____
398	Other Tangible Plant_____	_____	_____	_____	_____
	Total Wastewater Plant_____	\$ _____	\$ _____	\$ _____	\$ _____ *

* This amount should tie to sheet F-5.

UTILITY NAME: _____

YEAR OF REPORT
DECEMBER 31, _____

ANALYSIS OF ACCUMULATED DEPRECIATION BY PRIMARY ACCOUNT - WASTEWATER

Acct. No. (a)	Account (b)	Average Service Life in Years (c)	Average Salvage in Percent (d)	Depr. Rate Applied (e)	Accumulated Depreciation Balance Previous Year (f)	Debits (g)	Credits (h)	Accum. Depr. Balance End of Year (f-g+h=i) (i)
354	Structures and Improvements		%	%	\$	\$	\$	\$
355	Power Generation Equipment		%	%				
360	Collection Sewers - Force		%	%				
361	Collection Sewers - Gravity		%	%				
362	Special Collecting Structures		%	%				
363	Services to Customers		%	%				
364	Flow Measuring Devices		%	%				
365	Flow Measuring Installations		%	%				
370	Receiving Wells		%	%				
371	Pumping Equipment		%	%				
380	Treatment and Disposal Equipment		%	%				
381	Plant Sewers		%	%				
382	Outfall Sewer Lines		%	%				
389	Other Plant and Miscellaneous Equipment		%	%				
390	Office Furniture and Equipment		%	%				
391	Transportation Equipment		%	%				
392	Stores Equipment		%	%				
393	Tools, Shop and Garage Equipment		%	%				
394	Laboratory Equipment		%	%				
395	Power Operated Equipment		%	%				
396	Communication Equipment		%	%				
397	Miscellaneous Equipment		%	%				
398	Other Tangible Plant		%	%				
	Totals				\$	\$	\$	\$*

* This amount should tie to Sheet F-5.

UTILITY NAME: St John's Landing

YEAR OF REPORT
DECEMBER 31, 2010

WASTEWATER OPERATION AND MAINTENANCE EXPENSE

Acct. No.	Account Name	Amount
701	Salaries and Wages - Employees	\$ _____
703	Salaries and Wages - Officers, Directors, and Majority Stockholders	_____
704	Employee Pensions and Benefits	_____
710	Purchased Wastewater Treatment	_____
711	Sludge Removal Expense	_____
715	Purchased Power	_____
716	Fuel for Power Production	_____
718	Chemicals	_____
720	Materials and Supplies	_____
730	Contractual Services:	_____
	Billing	_____
	Professional	_____
	Testing	_____
	Other	_____
740	Rents	_____
750	Transportation Expense	_____
755	Insurance Expense	_____
765	Regulatory Commission Expenses (Amortized Rate Case Expense)	_____
770	Bad Debt Expense	_____
775	Miscellaneous Expenses	_____
	Total Wastewater Operation And Maintenance Expense	\$ _____ *

* This amount should tie to Sheet F-3.

WASTEWATER CUSTOMERS

Description (a)	Type of Meter ** (b)	Equivalent Factor (c)	Number of Active Customers		Total Number of Meter Equivalents (c x e) (f)
			Start of Year (d)	End of Year (e)	
Residential Service					
All meter sizes	D	1.0	_____	_____	_____
General Service					
5/8"	D	1.0	_____	_____	_____
3/4"	D	1.5	_____	_____	_____
1"	D	2.5	_____	_____	_____
1 1/2"	D,T	5.0	_____	_____	_____
2"	D,C,T	8.0	_____	_____	_____
3"	D	15.0	_____	_____	_____
3"	C	16.0	_____	_____	_____
3"	T	17.5	_____	_____	_____
Unmetered Customers Other (Specify)	_____	_____	_____	_____	_____
Total			_____	_____	_____

** D = Displacement
C = Compound
T = Turbine

UTILITY NAME: _____

YEAR OF REPORT DECEMBER 31,

PUMPING EQUIPMENT

Lift Station Number _____						
Make or Type and nameplate data on pump _____						

Year installed _____						
Rated capacity _____						
Size _____						
Power:						
Electric _____						
Mechanical _____						
Nameplate data of motor _____						

SERVICE CONNECTIONS

Size (inches) _____						
Type (PVC, VCP, etc.) _____						
Average length _____						
Number of active service connections _____						
Beginning of year _____						
Added during year _____						
Retired during year _____						
End of year _____						
Give full particulars concerning inactive connections _____						

COLLECTING AND FORCE MAINS

	Collecting Mains				Force Mains			
Size (inches) _____								
Type of main _____								
Length of main (nearest foot) _____								
Beginning of year _____								
Added during year _____								
Retired during year _____								
End of year _____								

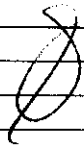
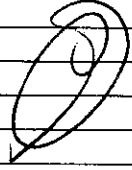
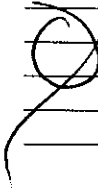
MANHOLES

Size (inches) _____				
Type of Manhole _____				
Number of Manholes:				
Beginning of year _____				
Added during year _____				
Retired during year _____				
End of Year _____				

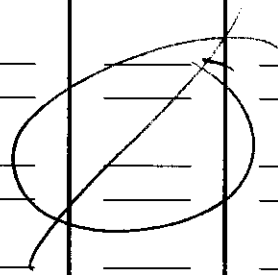
UTILITY NAME: St Johns Landing
 SYSTEM NAME: _____

YEAR OF REPORT
 DECEMBER 31, 2010


TREATMENT PLANT

Manufacturer _____ Type _____ "Steel" or "Concrete" _____ Total Permitted Capacity _____ Average Daily Flow _____ Method of Effluent Disposal _____ Permitted Capacity of Disposal _____ Total Gallons of Wastewater treated _____	_____ _____ 	_____ _____ 	_____ _____ 
---	---	--	---

MASTER LIFT STATION PUMPS

Manufacturer _____ Capacity (GPM's) _____ Motor: Manufacturer _____ Horsepower _____ Power (Electric or Mechanical) _____	_____ _____ _____ _____		_____ _____ _____ _____	_____ _____ _____ _____
--	----------------------------------	--	----------------------------------	----------------------------------

PUMPING WASTEWATER STATISTICS

Months	Gallons of Treated Wastewater	Effluent Reuse Gallons to Customers	Effluent Gallons Disposed of on site
January _____	_____		_____
February _____	_____		_____
March _____	_____		_____
April _____	_____		_____
May _____	_____		_____
June _____	_____		_____
July _____	_____		_____
August _____	_____		_____
September _____	_____		_____
October _____	_____		_____
November _____	_____		_____
December _____	_____		_____
Total for year _____	_____	_____	_____

If Wastewater Treatment is purchased, indicate the vendor: _____

UTILITY NAME: _____

YEAR OF REPORT
DECEMBER 31, _____

SYSTEM NAME: _____

GENERAL WASTEWATER SYSTEM INFORMATION

Furnish information below for each system. A separate page should be supplied where necessary.

1. Present number of ERCs* now being served. _____
2. Maximum number of ERCs* which can be served. _____
3. Present system connection capacity (in ERCs*) using existing lines. _____
4. Future connection capacity (in ERCs*) upon service area buildout. _____
5. Estimated annual increase in ERCs*. _____
6. Describe any plans and estimated completion dates for any enlargements or improvements of this system

7. If the utility uses reuse as a means of effluent disposal, provide a list of the reuse end users and the amount of reuse provided to each, if known.
8. If the utility does not engage in reuse, has a reuse feasibility study been completed? _____
If so, when? _____
9. Has the utility been required by the DEP or water management district to implement reuse? _____
If so, what are the utility's plans to comply with this requirement? _____

10. When did the company last file a capacity analysis report with the DEP? _____
11. If the present system does not meet the requirements of DEP rules, submit the following:
 - a. Attach a description of the plant upgrade necessary to meet the DEP rules.
 - b. Have these plans been approved by DEP? _____
 - c. When will construction begin? _____
 - d. Attach plans for funding the required upgrading.
 - e. Is this system under any Consent Order with DEP? _____
12. Department of Environmental Protection ID # _____

* An ERC is determined based on one of the following methods:
(a) If actual flow data are available from the preceding 12 months:
Divide the total annual single family residence (SFR) gallons sold by the average number of SFR customers for the same period and divide the result by 365 days.
(b) If no historical flow data are available use:
ERC = (Total SFR gallons sold (omit 000)/365 days/280 gallons per day).

UTILITY NAME: St John's Landing

YEAR OF REPORT
DECEMBER 31, 2010

CERTIFICATION OF ANNUAL REPORT

I HEREBY CERTIFY, to the best of my knowledge and belief:

YES NO 1. The utility is in substantial compliance with the Uniform System of Accounts prescribed by the Florida Public Service Commission in Rule 25-30.115 (1), Florida Administrative Code.

YES NO 2. The utility is in substantial compliance with all applicable rules and orders of the Florida Public Service Commission.

YES NO 3. There have been no communications from regulatory agencies concerning noncompliance with, or deficiencies in, financial reporting practices that could have a material effect on the financial statement of the utility.

YES NO 4. The annual report fairly represents the financial condition and results of operations of the respondent for the period presented and other information and statements presented in the report as to the business affairs of the respondent are true, correct, and complete for the period for which it represents.

THERE IS NO PHYSICAL UTILITY

Items Certified

1. 2. 3. 4. Valores Leddo *
(signature of Chief Executive Officer of the utility)

Date: _____

1. 2. 3. 4. _____ *

(signature of Chief Financial Officer of the utility)

Date: _____

* Each of the four items must be certified YES or NO. Each item need not be certified by both officers. The items being certified by the officer should be indicated in the appropriate area to the left of the signature.

Notice: Section 837.06, Florida Statutes, provides that any person who knowingly makes a false statement in writing with the intent to mislead a public servant in the performance of his duty shall be guilty of a misdemeanor of the second degree.

**Reconciliation of Revenue to
Regulatory Assessment Fee Revenue
Water Operations
Class C**

Company:

For the Year Ended December 31, _____

(a)	(b)	(c)	(d)
Accounts	Gross Water Revenues Per Sch. F-3	Gross Water Revenues Per RAF Return	Difference (b) - (c)
Gross Revenue:			
Residential	\$ _____	\$ _____	\$ _____
Commercial	_____	_____	_____
Industrial	_____	_____	_____
Multiple Family	_____	_____	_____
Guaranteed Revenues	_____	_____	_____
Other	_____	_____	_____
Total Water Operating Revenue	\$ _____	\$ _____	\$ _____
LESS: Expense for Purchased Water from FPSC-Regulated Utility	_____	_____	_____
Net Water Operating Revenues	\$ _____	\$ _____	\$ _____

Explanations:

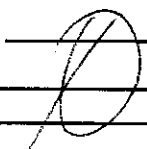
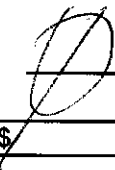
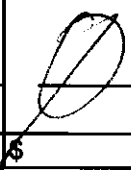
Instructions:

For the current year, reconcile the gross water revenues reported on Schedule F-3 with the gross water revenues reported on the company's regulatory assessment fee return. Explain any differences reported in column (d).

**Reconciliation of Revenue to
Regulatory Assessment Fee Revenue
Wastewater Operations
Class C**

Company:

For the Year Ended December 31, _____

(a)	(b)	(c)	(d)
Accounts	Gross Wastewater Revenues Per Sch. F-3	Gross Wastewater Revenues Per RAF Return	Difference (b) - (c)
Gross Revenue:			
Residential	\$ _____	\$ _____	\$ _____
Commercial	_____	_____	_____
Industrial	_____	_____	_____
Multiple Family	_____	_____	_____
Guaranteed Revenues	_____	_____	_____
Other	_____	_____	_____
Total Wastewater Operating Revenue	\$ _____	\$ _____	\$ _____
LESS: Expense for Purchased Wastewater from FPSC-Regulated Utility			
Net Wastewater Operating Revenues	\$ _____	\$ _____	\$ _____

Explanations:

Instructions:
For the current year, reconcile the gross wastewater revenues reported on Schedule F-3 with the gross wastewater revenues reported on the company's regulatory assessment fee return. Explain any differences reported in column (d).