

OFFICIAL COPY
Public Service Commission
Do Not Remove from this Office

CLASS "C"
WATER AND/OR WASTEWATER UTILITIES
(Gross Revenue of Less Than \$200,000 Each)

ANNUAL REPORT

WS919-10-AR

Regency Utilities, Inc.
Exact Legal Name of Respondent

641-W & 55-1 S
Certificate Number(s)

Submitted To The
STATE OF FLORIDA

ECONOMIC REGULATION

11 MAR 30 PM 3:11

STATE OF FLORIDA
PUBLIC SERVICE

PUBLIC SERVICE COMMISSION
FOR THE
YEAR ENDED DECEMBER 31, 2010

GENERAL INSTRUCTIONS

1. Prepare this report in conformity with the 1996 National Association of Regulatory Utility Commissioners (NARUC) Uniform System of Accounts for Water and Wastewater Utilities as adopted by Rule 25-30.115 (1), Florida Administrative Code.
2. Interpret all accounting words and phrases in accordance with the Uniform System of Accounts (USOA). Commission Rules and the definitions on next page.
3. Complete each question fully and accurately, even if it has been answered in a previous annual report. Enter the word "None" where it truly and completely states the fact.
4. For any question, section, or page which is not applicable to the respondent enter the words "Not Applicable." Do not omit any pages.
5. Where dates are called for, the month and day should be stated as well as the year.
6. All schedules requiring dollar entries should be rounded to the nearest dollar.
7. Complete this report by means which result in a permanent record. You may use permanent ink or a typewriter. Do not use a pencil.
8. If there is not enough room on any schedule, an additional page or pages may be added provided the format of the added schedule matches the format of the schedule in the report. Additional pages should reference the appropriate schedules, state the name of the utility, and state the year of the report.
9. If it is necessary or desirable to insert additional statements for the purpose of further explanation of schedules, such statements should be made at the bottom of the page or on an additional page. Any additional pages should state the name of the utility and the year of the report, and reference the appropriate schedule.
10. The utility shall file the original and two copies of the report with the Commission at the address below, and keep a copy for itself. Pursuant to Rule 25-30.110 (3), Florida Administrative Code, the utility must submit the report by March 31 for the preceeding year ending December 31.

Florida Public Service Commission
Division of Economic Regulation
2540 Shumard Oak Boulevard
Tallahassee, Florida 32399-0850
11. Pursuant to Rule 25-30.110 (7) (a), Florida Administrative Code, any utility that fails to file its annual report or extension on or before March 31, or within the time specified by any extension approved in writing by the Division of Economic Regulation, shall be subject to a penalty. The penalty shall be based on the number of calendar days elapsed from March 31, or from an approved extended filing date, until the date of filing. The date of filing shall be included in the days elapsed.

GENERAL DEFINITIONS

ADVANCES FOR CONSTRUCTION - This account shall include advances by or in behalf of customers for construction which are to be refunded either wholly or in part. (USOA)

ALLOWANCE FOR FUNDS USED DURING CONSTRUCTION (AFUDC) - This account shall include concurrent credits for allowance for funds used during construction based upon the net cost of funds used for construction purposes and a reasonable rate upon other funds when so used. Appropriate regulatory approval shall be obtained for "a reasonable rate". (USOA)

AMORTIZATION - The gradual extinguishment of an amount in an account by distributing such amount over a fixed period, over the life of the asset or liability to which it applies, or over the period during which it is anticipated the benefit will be realized. (USOA)

CONTRIBUTIONS IN AID OF CONSTRUCTION (CIAC) - Any amount or item of money, services, or property received by a utility, from any person or governmental agency, any portion of which is provided at no cost to the utility, which represents an addition or transfer to the capital of the utility, and which is utilized to offset the acquisition, improvement, or construction costs of the utility's property, facilities, or equipment used to provide utility services to the public. (Section 367.021 (3), Florida Statutes)

CONSTRUCTION WORK IN PROGRESS (CWIP) - This account shall include the cost of water or wastewater plant in process of construction, but not yet ready for services. (USOA)

DEPRECIATION - The loss in service value not restored by current maintenance, incurred in connection with the consumption or prospective retirement of utility plant in the course of service from causes which are known to be in the current operation and against which the utility is not protected by insurance. (Rule 25-30.140 (i), Florida Administrative Code)

EFFLUENT REUSE - The use of wastewater after the treatment process, generally for reuse as irrigation water or for in plant use. (Section 367.021 (6), Florida Statutes)

EQUIVALENT RESIDENTIAL CONNECTION (ERC) - (WATER) - (Rule 25-30.515 (8), Florida Administrative Code.)

- (a) 350 gallons per day;
- (b) The number of gallons a utility demonstrates in the average daily flow for a single family unit; or
- (c) The number of gallons which has been approved by the DEP for a single family residential unit.

EQUIVALENT RESIDENTIAL CONNECTION (ERC) - (WASTEWATER) - Industry standard of 80% of Water ERC or 280 gallons per day for residential use.

GUARANTEED REVENUE CHARGE - A charge designed to cover the utility's costs including, but not limited to the cost of the operation, maintenance, depreciation, and any taxes, and to provide a reasonable return to the utility for facilities, a portion of which may not be used and useful to the utility or its existing customers. (Rule 25-30.515 (9), Florida Administrative Code)

LONG TERM DEBT - All Notes, Conditional Sales Contracts, or other evidences of indebtedness payable more than one year from date of issue. (USOA)

PROPRIETARY CAPITAL (For proprietorships and partnerships only) - The investment of a sole proprietor, or partners, in an unincorporated utility. (USOA)

RETAINED EARNINGS - This account reflects corporate earnings retained in the business. Credits would include net income or accounting adjustments associated with correction of errors attributable to a prior period. Charges to this account would include net losses, accounting adjustments associated with correction of errors attributable to a prior period or dividends. (USOA)

TABLE OF CONTENTS

FINANCIAL SECTION	PAGE
Identification	F-2
Income Statement	F-3
Balance Sheet	F-4
Net Utility Plant	F-5
Accumulated Depreciation and Amortization of Utility Plant	F-5
Capital Stock	F-6
Retained Earnings	F-6
Proprietary Capital	F-6
Long Term Debt	F-6
Taxes Accrued	F-7
Payment for Services Rendered by Other Than Employees	F-7
Contributions in Aid of Construction	F-8
Cost of Capital Used for AFUDC Calculation	F-9
AFUDC Capital Structure Adjustments	F-10
WATER OPERATING SECTION	PAGE
Water Utility Plant Accounts	W-1
Analysis of Accumulated Depreciation by Primary Account - Water	W-2
Water Operation and Maintenance Expense	W-3
Water Customers	W-3
Pumping and Purchased Water Statistics and Mains	W-4
Wells and Well Pumps, Reservoirs, and High Service Pumping	W-5
Sources of Supply and Water Treatment Facilities	W-6
General Water System Information	W-7
WASTEWATER OPERATING SECTION	PAGE
Wastewater Utility Plant Accounts	S-1
Analysis of Accumulated Depreciation by Primary Account - Wastewater	S-2
Wastewater Operation and Maintenance Expense	S-3
Wastewater Customers	S-3
Pumping Equipment, Collecting and Force Mains and Manholes	S-4
Treatment Plant, Pumps and Pumping Wastewater Statistics	S-5
General Wastewater System Information	S-6
VERIFICATION SECTION	PAGE
Verification	V-1

FINANCIAL

SECTION

REPORT OF

Regency Utilities, Inc.

(EXACT NAME OF UTILITY)

One Independent Drive, Suite 3120
Jacksonville, FL 32202

One Independent Drive, Suite 3120
Jacksonville, FL 32202

Mailing Address

Street Address

County

Telephone Number (904) 353-5993

Date Utility First Organized 11/28/1972
re-certified 10/21/2008

Fax Number (904) 212-1255

E-mail Address adaniels@trgjax.com

Sunshine State One-Call of Florida, Inc. Member No. N/A

Check the business entity of the utility as filed with the Internal Revenue Service:

Individual Sub Chapter S Corporation 1120 Corporation Partnership

Name, Address and phone where records are located: The Regency Group, Inc., One Independent Drive, Suite 3120
Jacksonville, FL 32202 (904) 353-5993

Name of subdivisions where services are provided: Regency Square Mall, Jacksonville, FL

CONTACTS:

Name	Title	Principal Business Address	Salary Charged Utility
Person to send correspondence: Alexa Daniels	CFO	One Independent Dr., Ste 3120 Jacksonville, FL 32202	
Person who prepared this report: John Heijmans	Consultant	One Independent Dr., Ste 3120 Jacksonville, FL 32202	
Officers and Managers: Robert L Stein	President	Same	\$ 12,600
Alexa Daniels	CFO	Same	\$ 12,600
			\$
			\$
			\$

Report every corporation or person owning or holding directly or indirectly 5 percent or more of the voting securities of the reporting utility:

Name	Percent Ownership in Utility	Principal Business Address	Salary Charged Utility
Joan W Newton	100%	Same	\$ 0
			\$
			\$
			\$
			\$
			\$
			\$

UTILITY NAME: Regency Utilities, Inc.

YEAR OF REPORT DECEMBER 31, 2010

INCOME STATEMENT

Account Name	Ref. Page	Water	Wastewater	Other	Total Company
Gross Revenue:					
Residential_____		\$ _____	\$ _____	\$ _____	\$ _____
Commercial_____		160,856	94,471	_____	255,327
Industrial_____		_____	_____	_____	_____
Multiple Family_____		_____	_____	_____	_____
Guaranteed Revenues_____		_____	_____	_____	_____
Other (Specify)_____		_____	_____	_____	_____
Total Gross Revenue_____		\$ 160,856	\$ 94,471	\$ _____	\$ 255,327
Operation Expense (Must tie to pages W-3 and S-3)	W-3 S-3	\$ 221,063	\$ 129,829	\$ _____	\$ 350,892
Depreciation Expense_____	F-5	35,183	885	_____	36,068
CIAC Amortization Expense_____	F-8	_____	_____	_____	_____
Taxes Other Than Income_____	F-7	_____	_____	_____	_____
Income Taxes_____	F-7	_____	_____	_____	_____
Total Operating Expense		\$ 256,246	130,714	_____	\$ 386,960
Net Operating Income (Loss)		\$ (95,390)	\$ (36,243)	\$ _____	\$ (131,633)
Other Income:					
Nonutility Income_____		\$ _____	\$ _____	\$ _____	\$ _____
_____		_____	_____	_____	_____
_____		_____	_____	_____	_____
Other Deductions:					
Miscellaneous Nonutility Expenses_____		\$ _____	\$ _____	\$ _____	\$ _____
Interest Expense_____		_____	_____	_____	_____
_____		_____	_____	_____	_____
_____		_____	_____	_____	_____
Net Income (Loss)		\$ (95,390)	\$ (36,243)	\$ _____	\$ (131,633)

UTILITY NAME: Regency Utilities, Inc.

YEAR OF REPORT DECEMBER 31, 2010

COMPARATIVE BALANCE SHEET

ACCOUNT NAME	Reference Page	Current Year	Previous Year
Assets:			
Utility Plant in Service (101-105) _____	F-5,W-1,S-1	\$ <u>1,168,436</u>	\$ <u>1,168,436</u>
Accumulated Depreciation and Amortization (108)_____	F-5,W-2,S-2	<u>(672,994)</u>	<u>(636,926)</u>
Net Utility Plant_____		\$ <u>495,442</u>	\$ <u>531,510</u>
Cash_____		<u>28,992</u>	<u>29,592</u>
Customer Accounts Receivable (141)_____		<u>5,352</u>	<u>19,917</u>
Other Assets (Specify):_____			

Total Assets_____		\$ <u>529,786</u>	\$ <u>581,019</u>
Liabilities and Capital:			
Common Stock Issued (201)_____	F-6	<u>500</u>	<u>500</u>
Preferred Stock Issued (204)_____	F-6		
Other Paid in Capital (211)_____		<u>1,962,533</u>	<u>1,962,533</u>
Retained Earnings (215)_____	F-6	<u>(1,952,782)</u>	<u>(1,821,149)</u>
Proprietary Capital (Proprietary and partnership only) (218)_____	F-6		
Total Capital_____		\$ <u>10,251</u>	\$ <u>141,884</u>
Long Term Debt (224)_____	F-6	\$ _____	\$ _____
Accounts Payable (231)_____		<u>390</u>	
Notes Payable (232)_____			
Customer Deposits (235)_____		<u>5,800</u>	<u>5,900</u>
Accrued Taxes (236)_____			
Other Liabilities (Specify)_____			
Due to Inter-Company_____		<u>513,345</u>	<u>433,234</u>

Advances for Construction_____			
Contributions in Aid of Construction - Net (271-272)_____	F-8		
Total Liabilities and Capital_____		\$ <u>529,786</u>	\$ <u>581,018</u>

UTILITY NAME Regency Utilities, Inc.

YEAR OF REPORT
DECEMBER 31, 2010

GROSS UTILITY PLANT

Plant Accounts: (101 - 107) inclusive	Water	Wastewater	Plant other Than Reporting Systems	Total
Utility Plant in Service (101)	\$ <u>1,131,494</u>	\$ <u>36,942</u>	\$ _____	\$ <u>1,168,436</u>
Construction Work in Progress (105) _____	_____	_____	_____	_____
Other (Specify) _____	_____	_____	_____	_____
_____	_____	_____	_____	_____
Total Utility Plant _____	\$ <u>1,131,494</u>	\$ <u>36,942</u>	\$ _____	\$ <u>1,168,436</u>

ACCUMULATED DEPRECIATION (A/D) AND AMORTIZATION OF UTILITY PLANT

Account 108	Water	Wastewater	Other Than Reporting Systems	Total
Balance First of Year _____	\$ <u>(605,243)</u>	\$ <u>(31,683)</u>	\$ _____	\$ <u>(636,926)</u>
<u>Add Credits During Year:</u>				
Accruals charged to depreciation account _____	\$ <u>35,183</u>	\$ <u>885</u>	\$ _____	\$ <u>36,068</u>
Salvage _____	_____	_____	_____	_____
Other Credits (specify) _____	_____	_____	_____	_____
Reclass Accum Depr _____	_____	_____	_____	_____
Total Credits _____	\$ <u>35,183</u>	\$ <u>885</u>	\$ _____	\$ <u>36,068</u>
<u>Deduct Debits During Year:</u>				
Book cost of plant retired _____	\$ _____	\$ _____	\$ _____	\$ _____
Cost of removal _____	_____	_____	_____	_____
Other debits (specify) _____	_____	_____	_____	_____
Reclass Accum Depr _____	_____	_____	_____	_____
Total Debits _____	\$ _____	\$ _____	\$ _____	\$ _____
Balance End of Year _____	\$ <u>(640,426)</u>	\$ <u>(32,568)</u>	\$ _____	\$ <u>(672,994)</u>

UTILITY NAME: Regency Utilities, Inc.

YEAR OF REPORT	
DECEMBER 31,	2010

CAPITAL STOCK (201 - 204)

	Common Stock	Preferred Stock
Par or stated value per share _____	1	NONE
Shares authorized _____	500	_____
Shares issued and outstanding _____	500	_____
Total par value of stock issued _____	500	_____
Dividends declared per share for year _____	_____	_____

RETAINED EARNINGS (215)

	Appropriated	Un-Appropriated
Balance first of year _____	\$ (1,821,149)	\$ _____
Changes during the year (Specify):		
Net Loss _____	(131,633)	_____
_____	_____	_____
Balance end of year _____	\$ (1,952,782)	\$ _____

PROPRIETARY CAPITAL (218)

	Proprietor Or Partner	Partner
Balance first of year _____	\$ NONE	\$ _____
Changes during the year (Specify):		
_____	_____	_____
_____	_____	_____
Balance end of year _____	\$ _____	\$ _____

LONG TERM DEBT (224)

Description of Obligation (Including Date of Issue and Date of Maturity):	Interest		Principal per Balance Sheet Date
	Rat	# of Pymts	
_____	_____	_____	\$ NONE
_____	_____	_____	_____
Total _____			\$ _____

UTILITY NAME: Regency Utilities, Inc.

YEAR OF REPORT DECEMBER 31, 2010

CONTRIBUTIONS IN AID OF CONSTRUCTION (271)

NOT APPLICABLE

(a)	Water (b)	Wastewater (c)	Total (d)
1) Balance first of year _____	\$ _____	\$ _____	\$ _____
2) Add credits during year _____	\$ _____	\$ _____	\$ _____
3) Total _____	_____	_____	_____
4) Deduct charges during the year _____	_____	_____	_____
5) Balance end of year _____	_____	_____	_____
6) Less Accumulated Amortization _____	_____	_____	_____
7) Net CIAC _____	\$ _____	\$ _____	\$ _____

ADDITIONS TO CONTRIBUTIONS IN AID OF CONSTRUCTION DURING YEAR (CREDITS)

NOT APPLICABLE

Report below all developers or contractors agreements from which cash or property was received during the year.	Indicate "Cash" or "Property"	Water	Wastewater
_____	_____	_____	_____
_____	_____	_____	_____
_____	_____	_____	_____
_____	_____	_____	_____
_____	_____	_____	_____
Sub-total _____	_____	\$ _____	\$ _____
Report below all capacity charges, main extension charges and customer connection charges received during the year.			
Description of Charge	Number of Connections	Charge per Connection	
_____	_____	\$ _____	\$ _____
_____	_____	_____	\$ _____
_____	_____	_____	\$ _____
Total Credits During Year (Must agree with line # 2 above.) _____			\$ _____

ACCUMULATED AMORTIZATION OF CIAC (272)

NOT APPLICABLE

	<u>Water</u>	<u>Wastewater</u>	<u>Total</u>
Balance First of Year _____	\$ _____	\$ _____	\$ _____
Add Debits During Year: _____	_____	_____	_____
Deduct Credits During Year: _____	_____	_____	_____
Balance End of Year (Must agree with line #6 above.)	\$ _____	\$ _____	\$ _____

**** COMPLETION OF SCHEDULE REQUIRED ONLY IF AFUDC WAS CHARGED DURING YEAR ****

UTILITY NAME Regency Utilities, Inc.

YEAR OF REPORT DECEMBER 31, 2010

SCHEDULE "A"

SCHEDULE OF COST OF CAPITAL USED FOR AFUDC CALCULATION (1) NOT APPLICABLE

Class of Capital (a)	Dollar Amount (b)	Percentage of Capital (c)	Actual Cost Rates (d)	Weighted Cost [c x d] (e)
Common Equity	\$ _____	_____ %	%	_____ %
Preferred Stock	_____	_____ %	%	_____ %
Long Term Debt	_____	_____ %	%	_____ %
Customer Deposits	_____	_____ %	%	_____ %
Tax Credits - Zero Cost	_____	_____ %	0.00 %	_____ %
Tax Credits - Weighted Cost	_____	_____ %	%	_____ %
Deferred Income Taxes	_____	_____ %	%	_____ %
Other (Explain)	_____	_____ %	%	_____ %
Total	\$ _____	<u>100.00</u> %		_____ %

(1) Must be calculated using the same methodology used to calculate AFUDC rate approved by the Commission.

APPROVED AFUDC RATE

Current Commission approved AFUDC rate:	_____ %
Commission Order Number approving AFUDC rate:	_____

**WATER
OPERATING
SECTION**

UTILITY NAME: Regency Utilities, Inc.

YEAR OF REPORT DECEMBER 31, 2010

WATER UTILITY PLANT ACCOUNTS

Acct. No. (a)	Account Name (b)	Previous Year (c)	Additions (d)	Retirements (e)	Current Year (f)
301	Organization_____	\$ _____	\$ _____	\$ _____	\$ _____
302	Franchises_____	_____	_____	_____	_____
303	Land and Land Rights_____	_____	_____	_____	_____
304	Structures and Improvements_____	_____	_____	_____	_____
305	Collecting and Impounding Reservoirs_____	_____	_____	_____	_____
306	Lake, River and Other Intakes_____	_____	_____	_____	_____
307	Wells and Springs_____	_____	_____	_____	_____
308	Infiltration Galleries and Tunnels_____	_____	_____	_____	_____
309	Supply Mains_____	21,980	_____	_____	21,980
310	Power Generation Equipment_____	_____	_____	_____	_____
311	Pumping Equipment_____	910,493	_____	_____	910,493
320	Water Treatment Equipment_____	_____	_____	_____	_____
330	Distribution Reservoirs and Standpipes_____	_____	_____	_____	_____
331	Transmission and Distribution Lines_____	_____	_____	_____	_____
333	Services_____	148,540	_____	_____	148,540
334	Meters and Meter Installations_____	39,695	_____	_____	39,695
335	Hydrants_____	10,786	_____	_____	10,786
336	Backflow Prevention Devices_____	_____	_____	_____	_____
339	Other Plant and Miscellaneous Equipment_____	_____	_____	_____	_____
340	Office Furniture and Equipment_____	_____	_____	_____	_____
341	Transportation Equipment_____	_____	_____	_____	_____
342	Stores Equipment_____	_____	_____	_____	_____
343	Tools, Shop and Garage Equipment_____	_____	_____	_____	_____
344	Laboratory Equipment_____	_____	_____	_____	_____
345	Power Operated Equipment_____	_____	_____	_____	_____
346	Communication Equipment_____	_____	_____	_____	_____
347	Miscellaneous Equipment_____	_____	_____	_____	_____
348	Other Tangible Plant_____	_____	_____	_____	_____
	Total Water Plant_____	\$ 1,131,494	\$ -	\$ _____	\$ 1,131,494

UTILITY NAME: Regency Utilities, Inc.

YEAR OF REPORT
DECEMBER 31, 2010

ANALYSIS OF ACCUMULATED DEPRECIATION BY PRIMARY ACCOUNT - WATER

Acct. No. (a)	Account (b)	Average Service Life in Years (c)	Average Salvage in Percent (d)	Depr. Rate Applied (e)	Accumulated Depreciation Balance Previous Year (f)	Debits (g)	Credits (h)	Accum. Depr. Balance End of Year (i-g+h=i) (i)
304	Structures and Improvements		%	%	\$	\$	\$	\$
305	Collecting and Impounding Reservoirs		%	%				
306	Lake, River and Other Intakes		%	%				
307	Wells and Springs		%	%				
308	Infiltration Galleries & Tunnels		%	%	(13,338)		440	(13,778)
309	Supply Mains		%	%				
310	Power Generating Equipment		%	%				
311	Pumping Equipment		%	%	(488,960)		30,350	(519,310)
320	Water Treatment Equipment		%	%				
330	Distribution Reservoirs & Standpipes		%	%				
331	Trans. & Dist. Mains		%	%				
333	Services		%	%	(71,503)		3,258	(74,761)
334	Meter & Meter Installations		%	%	(20,656)		1,135	(21,791)
335	Hydrants		%	%	(10,786)			(10,786)
336	Backflow Prevention Devices		%	%				
339	Other Plant and Miscellaneous Equipment		%	%				
340	Office Furniture and Equipment		%	%				
341	Transportation Equipment		%	%				
342	Stores Equipment		%	%				
343	Tools, Shop and Garage Equipment		%	%				
344	Laboratory Equipment		%	%				
345	Power Operated Equipment		%	%				
346	Communication Equipment		%	%				
347	Miscellaneous Equipment		%	%				
348	Other Tangible Plant		%	%				
	Totals				\$ (605,243)	\$ 0	\$ 35,183	\$ (640,426) *

* This amount should tie to Sheet F-5.

UTILITY NAME: Regency Utilities, Inc.

YEAR OF REPORT DECEMBER 31, 2010

WATER OPERATION AND MAINTENANCE EXPENSE

Acct. No.	Account Name	Amount
601	Salaries and Wages - Employees	\$ 12,734
603	Salaries and Wages - Officers, Directors, and Majority Stockholders	4,110
604	Employee Pensions and Benefits	6,232
610	Purchased Water	111,607
615	Purchased Power	
616	Fuel for Power Production	
618	Chemicals	
620	Materials and Supplies	
630	Contractual Services:	
	Billing	
	Professional	30,639
	Testing	
	Other	
640	Rents	9,405
650	Transportation Expense	
655	Insurance Expense	11,760
665	Regulatory Commission Expenses (Amortized Rate Case Expense)	
670	Bad Debt Expense	2,929
675	Miscellaneous Expenses	31,647
	Total Water Operation And Maintenance Expense	\$ 221,063 *

* This amount should tie to Sheet F-3.

WATER CUSTOMERS

Description (a)	Type of Meter ** (b)	Equivalent Factor (c)	Number of Active Customers		Total Number of Meter Equivalents (c x e) (f)
			Start of Year (d)	End of Year (e)	
Residential Service					
5/8"	D	1.0			
3/4"	D	1.5			
1"	D	2.5			
1 1/2"	D,T	5.0			
General Service					
5/8"	D	1.0	104	98	98
3/4"	D	1.5	3	3	5
1"	D	2.5	19	19	48
1 1/2"	D,T	5.0	3	1	5
2"	D,C,T	8.0	18	17	136
3"	D	15.0	3	3	45
3"	C	16.0			
3"	T	17.5			
Unmetered Customers					
Other (Specify) 4"		30.0	2	2	60
6"		62.5	1	1	63
** D = Displacement C = Compound T = Turbine			Total		
			153	144	460

UTILITY NAME: Regency Utilities, Inc.

YEAR OF REPORT DECEMBER 31, 2010
--

SYSTEM NAME: _____

PUMPING AND PURCHASED WATER STATISTICS

(a)	Water Purchased For Resale (Omit 000's) (b)	Finished Water From Wells (Omit 000's) (c)	Recorded Accounted For Loss Through Line Flushing Etc. (Omit 000's) (d)	Total Water Pumped And Purchased (Omit 000's) [(b)+(c)-(d)] (e)	Water Sold To Customers (Omit 000's) (f)
January_____	3,006	_____	_____	_____	_____
February_____	2,298	_____	_____	_____	_____
March_____	2,225	_____	_____	_____	_____
April_____	2,326	_____	_____	_____	_____
May_____	3,013	_____	_____	_____	_____
June_____	3,876	_____	_____	_____	_____
July_____	5,104	_____	_____	_____	_____
August_____	5,402	_____	_____	_____	_____
September_____	6,101	_____	_____	_____	_____
October_____	6,533	_____	_____	_____	_____
November_____	5,122	_____	_____	_____	_____
December_____	5,709	_____	_____	_____	_____
Total for Year_____	<u>50,715</u>	_____	_____	_____	_____

If water is purchased for resale, indicate the following:

Vendor JEA
 Point of delivery Regency Square Mall, Jacksonville, FL

If water is sold to other water utilities for redistribution, list names of such utilities below:

Not Applicable

MAINS (FEET)

Kind of Pipe (PVC, Cast Iron, Coated Steel, etc.)	Diameter of Pipe	First of Year	Added	Removed or Abandoned	End of Year
SEE ATTACHED ARCADIS REPORT	_____	_____	0	0	_____
_____	_____	_____	_____	_____	_____
_____	_____	_____	_____	_____	_____
_____	_____	_____	_____	_____	_____
_____	_____	_____	_____	_____	_____
_____	_____	_____	_____	_____	_____
_____	_____	_____	_____	_____	_____
_____	_____	_____	_____	_____	_____
_____	_____	_____	_____	_____	_____
_____	_____	_____	_____	_____	_____



ARCADIS

Infrastructure, environment, facilities

ARCADIS U.S., Inc.
1650 Prudential Drive
Suite 400
Jacksonville
Florida 32207
Tel: 904.721.2991
Fax: 904.861.2450

Transmittal Letter

To:
John Heijmans

Copies:
File

One Independent Drive,
Suite 3120
Jacksonville, FL 32202

BUSINESS UNIT

From:
George L. Porter, PE

Date:
October 9, 2007

Subject:
Regency Utility System Map

ARCADIS Project No.:
JK006262

We are sending you:

Attached

Under Separate Cover Via _____ the Following Items:

- Shop Drawings
- Prints
- Other:

- Plans
- Samples

- Specifications
- Copy of Letter

- Change Order
- Reports

Copies	Date	Drawing No.	Rev.	Description	Action*
1				DRAFT - Full Size Color Map (Scale: 1"=60')	
1				Cost Summary of Existing Utilities (Depreciation Est.)	

Action*

- A Approved
- AN Approved As Noted
- AS As Requested
- Other:

- CR Correct and Resubmit
- F File
- FA For Approval

- Resubmit _____ Copies
- Return _____ Copies
- Review and Comment

Mailing Method

- U.S. Postal Service 1st Class
- Certified/Registered Mail
- Other:

- Courier/Hand Delivery
- United Parcel Service (UPS)

- FedEx Priority Overnight
- FedEx Standard Overnight

- FedEx 2-Day Delivery
- FedEx Economy

Comments:

Cost Summary of Existing Utilities

	Depreciated Value
PRE 1966	\$0
1979	\$22,909
1980	\$36,989
1990	\$6,026
1992	\$178,932
1993	\$22,456
1995	\$3,266
1997	\$0
Total =	\$270,578

Sanitary Sewer	INVENTORY	2007	PAST AND PRESENT TOTAL COST					
	PRE 1966	UNIT COST	Present Value	Average Service Life ¹ (yrs)	Years in Service (yr)	Remainder of Service (yr)	Depreciation Factor	Current Value
4" service				35	41	0	0%	\$0.00
6" service	1,216	\$30.00	\$36,480.00	35	41	0	0%	\$0.00
8" vitrified clay (0'-2')				40	41	0	0%	\$0.00
8" vitrified clay (2'-4')	475			40	41	0	0%	\$0.00
8" vitrified clay (4'-6')	1,091	\$32.00	\$34,912.00	40	41	0	0%	\$0.00
8" vitrified clay (6'-8')	253	\$42.00	\$10,828.00	40	41	0	0%	\$0.00
8" vitrified clay (8'-10')	327	\$50.00	\$16,350.00	40	41	0	0%	\$0.00
10" vitrified clay (10'-12')	484	\$61.00	\$29,524.00	40	41	0	0%	\$0.00
6" PVC (0'-2')				40	41	0	0%	\$0.00
6" PVC (2'-4')				40	41	0	0%	\$0.00
6" PVC (4'-6')		\$27.00		40	41	0	0%	\$0.00
6" PVC (6'-8')		\$30.00		40	41	0	0%	\$0.00
6" PVC (8'-10')				40	41	0	0%	\$0.00
8" PVC (0'-2')				40	41	0	0%	\$0.00
8" PVC (2'-4')				40	41	0	0%	\$0.00
8" PVC (4'-6')		\$32.00		40	41	0	0%	\$0.00
8" PVC (6'-8')		\$42.00		40	41	0	0%	\$0.00
8" PVC (8'-10')		\$50.00		40	41	0	0%	\$0.00
8" PVC (10'-12')		\$61.00		40	41	0	0%	\$0.00
Manhole (0'-2')	1			27	41	0	0%	\$0.00
Manhole (2'-4')	2	\$3,000.00	\$6,000.00	27	41	0	0%	\$0.00
Manhole (4'-6')	3	\$3,120.00	\$9,360.00	27	41	0	0%	\$0.00
Manhole (6'-8')		\$3,369.00		27	41	0	0%	\$0.00
Manhole (8'-10')	1	\$3,810.00	\$3,810.00	27	41	0	0%	\$0.00
Manhole (10'-12')	3	\$4,183.00	\$12,549.00	27	41	0	0%	\$0.00
Simplex Pump (Firestone) Station 6" Dia. (8' deep)	1							
Fire Main								
4" unknown (assumed CI)	61	\$23.00	\$1,403.00	35	41	0	0%	\$0.00
6" cast iron		\$27.00		35	41	0	0%	\$0.00
6" ductile iron		\$27.00		35	41	0	0%	\$0.00
6" unknown (assumed CI)	1,356	\$27.00	\$36,612.00	35	41	0	0%	\$0.00
8" unknown (assumed CI)	3,958	\$33.00	\$130,814.00	35	41	0	0%	\$0.00
8" ductile iron		\$33.00		35	41	0	0%	\$0.00
8" cast iron	419	\$33.00	\$13,827.00	35	41	0	0%	\$0.00
10" PVC		\$38.00		40	41	0	0%	\$0.00
10" ductile iron		\$38.00		35	41	0	0%	\$0.00
10" cast iron	270	\$38.00	\$10,260.00	35	41	0	0%	\$0.00
12" PVC		\$45.00		40	41	0	0%	\$0.00
16" PVC		\$60.00		40	41	0	0%	\$0.00
Fire Hydrant	1	\$3,000.00	\$3,000.00	40	41	0	0%	\$0.00
Force Main								
3" cast iron	228	\$19.00	\$4,294.00	35	41	0	0%	\$0.00
Water Main								
2" galvanized	1,908	\$10.00	\$19,080.00	33	41	0	0%	\$0.00
2" PVC		\$10.00		40	41	0	0%	\$0.00
2" unknown (assumed galv.)		\$10.00		33	41	0	0%	\$0.00
4" unknown (assumed CI)		\$23.00		35	41	0	0%	\$0.00
4" PVC		\$23.00		40	41	0	0%	\$0.00
4" ductile iron		\$23.00		35	41	0	0%	\$0.00
4" cast iron	1,661	\$23.00	\$38,203.00	35	41	0	0%	\$0.00
6" PVC		\$27.00		40	41	0	0%	\$0.00
6" ductile iron		\$27.00		35	41	0	0%	\$0.00
6" cast iron	1,799	\$27.00	\$48,573.00	35	41	0	0%	\$0.00
8" cast iron	244	\$33.00	\$8,052.00	35	41	0	0%	\$0.00
8" PVC		\$33.00		40	41	0	0%	\$0.00

	INVENTORY		PAST AND PRESENT TOTAL COST					
	PRE 1966	2007 UNIT COST	Present Value	Average Service Life ¹ (yrs)	Years in Service (yr)	Remainder of Service (yr)	Depreciation Factor	Current Value
Fittings								
2" 90° bend	1	\$100.00	\$100.00	33	41	0	0%	\$0.00
3" 90° bend		\$131.00		33	41	0	0%	\$0.00
4" 45° bend		\$325.00		33	41	0	0%	\$0.00
4" 90° bend		\$325.00		33	41	0	0%	\$0.00
6" 11.25° bend		\$380.00		33	41	0	0%	\$0.00
6" 22.5° bend		\$380.00		33	41	0	0%	\$0.00
6" 45° bend		\$380.00		33	41	0	0%	\$0.00
6" 90° bend	3	\$380.00	\$1,140.00	33	41	0	0%	\$0.00
8" 11.25° bend	1	\$530.00	\$530.00	33	41	0	0%	\$0.00
8" 22.5° bend		\$530.00		33	41	0	0%	\$0.00
8" 45° bend	2	\$530.00	\$1,060.00	33	41	0	0%	\$0.00
8" 90° bend	6	\$530.00	\$3,180.00	33	41	0	0%	\$0.00
10" 22.5° bend		\$680.00		33	41	0	0%	\$0.00
10" 45° bend		\$660.00		33	41	0	0%	\$0.00
10" 90° bend		\$680.00		33	41	0	0%	\$0.00
12" 45° bend		\$1,100.00		33	41	0	0%	\$0.00
12" 90° bend		\$1,100.00		33	41	0	0%	\$0.00
16" 45° bend		\$1,800.00		33	41	0	0%	\$0.00
16" 90° bend		\$1,800.00		33	41	0	0%	\$0.00
2"x2" Tee		\$120.00		33	41	0	0%	\$0.00
4"x2" Tee	1	\$310.00	\$310.00	33	41	0	0%	\$0.00
4"x4" Tee		\$450.00		33	41	0	0%	\$0.00
6"x2" Tee	1	\$530.00	\$530.00	33	41	0	0%	\$0.00
6"x4" Tee		\$610.00		33	41	0	0%	\$0.00
6"x6" Tee	1	\$700.00	\$700.00	33	41	0	0%	\$0.00
8"x6" Tee	7	\$800.00	\$5,600.00	33	41	0	0%	\$0.00
8"x8" Tee	7	\$875.00	\$6,125.00	33	41	0	0%	\$0.00
10"x8" Tee		\$1,150.00		33	41	0	0%	\$0.00
12"x8" Tee		\$1,950.00		33	41	0	0%	\$0.00
2" valve	5	\$302.00	\$1,510.00	20	41	0	0%	\$0.00
4" valve		\$825.00		20	41	0	0%	\$0.00
6" valve	4	\$950.00	\$3,800.00	20	41	0	0%	\$0.00
8" valve	2	\$1,050.00	\$2,100.00	20	41	0	0%	\$0.00
10" valve		\$1,300.00		20	41	0	0%	\$0.00
12" valve		\$2,100.00		20	41	0	0%	\$0.00
6"x4" Reducer		\$325.00		33	41	0	0%	\$0.00
8"x6" Reducer		\$500.00		33	41	0	0%	\$0.00
10"x8" Reducer		\$700.00		33	41	0	0%	\$0.00
12"x8" Reducer		\$950.00		33	41	0	0%	\$0.00
12"x10" Reducer		\$1,100.00		33	41	0	0%	\$0.00
16"x10" Reducer		\$1,700.00		33	41	0	0%	\$0.00
6" sleeve		\$200.00		33	41	0	0%	\$0.00
10" sleeve		\$400.00		33	41	0	0%	\$0.00
16" sleeve		\$800.00		33	41	0	0%	\$0.00
10"x8" cross		\$850.00		33	41	0	0%	\$0.00
10"x10" cross		\$920.00		33	41	0	0%	\$0.00
Water Meter	32	\$250.00	\$8,000.00	17	41	0	0%	\$0.00
Water Treatment System								
Well No. 1								
Well No. 2								
Well No. 3								
Fire Pump Bulking								

¹ Average service life is determined as defined by the Florida Public Service Commission (FPSC) Rule 25.30.140.

Regency Square Main
Service Area Certification

Sanitary Sewer	INVENTORY	2007	PAST AND PRESENT TOTAL COST					
	1979	UNIT COST	Present Value	Average Service Life ¹ (yrs)	Years in Service (yr)	Remainder of Service (yr)	Depreciation Factor	Current Value
4" service				35	28	7	20%	\$0.00
6" service		\$30.00		35	28	7	20%	\$0.00
8" vitrified clay (0'-2')				40	28	12	30%	\$0.00
8" vitrified clay (2'-4')				40	28	12	30%	\$0.00
8" vitrified clay (4'-6')		\$32.00		40	28	12	30%	\$0.00
8" vitrified clay (6'-8')	191	\$42.00	\$8,022.00	40	28	12	30%	\$2,406.60
8" vitrified clay (8'-10')	681	\$50.00	\$34,050.00	40	28	12	30%	\$10,215.00
10" vitrified clay (10'-12')		\$61.00		40	28	12	30%	\$0.00
6" PVC (0'-2')				40	28	12	30%	\$0.00
6" PVC (2'-4')				40	28	12	30%	\$0.00
6" PVC (4'-6')		\$27.00		40	28	12	30%	\$0.00
6" PVC (6'-8')		\$30.00		40	28	12	30%	\$0.00
6" PVC (8'-10')				40	28	12	30%	\$0.00
8" PVC (0'-2')				40	28	12	30%	\$0.00
8" PVC (2'-4')				40	28	12	30%	\$0.00
8" PVC (4'-6')		\$32.00		40	28	12	30%	\$0.00
8" PVC (6'-8')		\$42.00		40	28	12	30%	\$0.00
8" PVC (8'-10')		\$50.00		40	28	12	30%	\$0.00
8" PVC (10'-12')		\$61.00		40	28	12	30%	\$0.00
Manhole (0'-2')								
Manhole (0'-2')				27	28	0	0%	\$0.00
Manhole (2'-4')		\$3,000.00		27	28	0	0%	\$0.00
Manhole (4'-6')		\$3,120.00		27	28	0	0%	\$0.00
Manhole (6'-8')	1	\$3,369.00	\$3,369.00	27	28	0	0%	\$0.00
Manhole (8'-10')	3	\$3,810.00	\$11,430.00	27	28	0	0%	\$0.00
Manhole (10'-12')	1	\$4,183.00	\$4,183.00	27	28	0	0%	\$0.00
Simplex Pump (Firestone)								
Station 6' Dia. (8' deep)								
Fire Main								
4" unknown (assumed CI)		\$23.00		35	28	7	20%	\$0.00
6" cast iron	266	\$27.00	\$7,182.00	35	28	7	20%	\$1,436.40
6" ductile iron	150	\$27.00	\$4,050.00	35	28	7	20%	\$810.00
6" unknown (assumed CI)		\$27.00		35	28	7	20%	\$0.00
8" unknown (assumed CI)	401	\$33.00	\$13,219.80	35	28	7	20%	\$2,643.96
8" ductile iron		\$33.00		35	28	7	20%	\$0.00
8" cast iron	64	\$33.00	\$2,112.00	35	28	7	20%	\$422.40
10" PVC		\$38.00		40	28	12	30%	\$0.00
10" ductile iron	568	\$38.00	\$21,595.40	35	28	7	20%	\$4,319.08
10" cast iron		\$38.00		35	28	7	20%	\$0.00
12" PVC		\$45.00		40	28	12	30%	\$0.00
16" PVC		\$60.00		40	28	12	30%	\$0.00
Fire Hydrant		\$3,000.00		40	28	12	30%	\$0.00
Force Main								
3" cast iron		\$19.00		35	28	7	20%	\$0.00
6" cast iron		\$27.00		35	28	7	20%	\$0.00
Water Main								
2" galvanized		\$10.00		33	28	5	15%	\$0.00
2" PVC		\$10.00		40	28	12	30%	\$0.00
2" unknown (assumed galv.)		\$10.00		33	28	5	15%	\$0.00
4" unknown (assumed CI)		\$23.00		35	28	7	20%	\$0.00
4" PVC		\$23.00		40	28	12	30%	\$0.00
4" ductile iron		\$23.00		35	28	7	20%	\$0.00
4" cast iron		\$23.00		35	28	7	20%	\$0.00
6" PVC		\$27.00		40	28	12	30%	\$0.00
6" ductile iron		\$27.00		35	28	7	20%	\$0.00
6" cast iron		\$27.00		35	28	7	20%	\$0.00
8" cast iron		\$33.00		35	28	7	20%	\$0.00
8" PVC		\$33.00		40	28	12	30%	\$0.00

Regency Square Main
Service Area Certification

	INVENTORY		PAST AND PRESENT TOTAL COST					
	1979	2007 UNIT COST	Present Value	Average Service Life ¹ (yrs)	Years in Service (yr)	Remainder of Service (yr)	Depreciation Factor	Current Value
Fittings								
2" 90° bend		\$100.00		33	28	5	15%	\$0.00
3" 90° bend		\$131.00		33	28	5	15%	\$0.00
4" 45° bend		\$325.00		33	28	5	15%	\$0.00
4" 90° bend		\$325.00		33	28	5	15%	\$0.00
6" 11.25° bend		\$380.00		33	28	5	15%	\$0.00
6" 22.5° bend		\$380.00		33	28	5	15%	\$0.00
6" 45° bend		\$380.00		33	28	5	15%	\$0.00
6" 90° bend		\$380.00		33	28	5	15%	\$0.00
8" 11.25° bend		\$530.00		33	28	5	15%	\$0.00
8" 22.5° bend		\$530.00		33	28	5	15%	\$0.00
8" 45° bend		\$530.00		33	28	5	15%	\$0.00
8" 90° bend		\$530.00		33	28	5	15%	\$0.00
10" 22.5° bend		\$660.00		33	28	5	15%	\$0.00
10" 45° bend		\$660.00		33	28	5	15%	\$0.00
10" 90° bend		\$660.00		33	28	5	15%	\$0.00
12" 45° bend		\$1,100.00		33	28	5	15%	\$0.00
12" 90° bend		\$1,100.00		33	28	5	15%	\$0.00
16" 45° bend		\$1,800.00		33	28	5	15%	\$0.00
16" 90° bend		\$1,800.00		33	28	5	15%	\$0.00
2"x 2" Tee		\$120.00		33	28	5	15%	\$0.00
4"x2" Tee		\$310.00		33	28	5	15%	\$0.00
4"x4" Tee		\$450.00		33	28	5	15%	\$0.00
6"x2" Tee		\$530.00		33	28	5	15%	\$0.00
6"x4" Tee		\$610.00		33	28	5	15%	\$0.00
6"x6" Tee		\$700.00		33	28	5	15%	\$0.00
8"x6" Tee		\$800.00		33	28	5	15%	\$0.00
8"x8" Tee	1	\$875.00	\$875.00	33	28	5	15%	\$132.58
10"x8" Tee	3	\$1,150.00	\$3,450.00	33	28	5	15%	\$522.73
12"x8" Tee		\$1,950.00		33	28	5	15%	\$0.00
2" valve		\$302.00		20	28	0	0%	\$0.00
4" valve		\$625.00		20	28	0	0%	\$0.00
6" valve		\$950.00		20	28	0	0%	\$0.00
8" valve	3	\$1,050.00	\$3,150.00	20	28	0	0%	\$0.00
10" valve		\$1,300.00		20	28	0	0%	\$0.00
12" valve		\$2,100.00		20	28	0	0%	\$0.00
6"x4" Reducer		\$325.00		33	28	5	15%	\$0.00
8"x6" Reducer		\$500.00		33	28	5	15%	\$0.00
10"x8" Reducer		\$700.00		33	28	5	15%	\$0.00
12"x8" Reducer		\$950.00		33	28	5	15%	\$0.00
12"x10" Reducer		\$1,100.00		33	28	5	15%	\$0.00
16"x10" Reducer		\$1,700.00		33	28	5	15%	\$0.00
8" sleeve		\$200.00		33	28	5	15%	\$0.00
10" sleeve		\$400.00		33	28	5	15%	\$0.00
16" sleeve		\$800.00		33	28	5	15%	\$0.00
10"x8" cross		\$850.00		33	28	5	15%	\$0.00
10"x10" cross		\$920.00		33	28	5	15%	\$0.00
Water Meter								
Water Treatment System								
Well No. 1								
Well No. 2								
Well No. 3								
Fire Pump Building								

¹ Average service life is determined as defined by the Florida Public Service Commission (FPSC) Rule 25.30.140.

Sanitary Sewer	INVENTORY	2007	PAST AND PRESENT TOTAL COST					
	1980	UNIT COST	Present Value	Average Service Life ¹ (yrs)	Years in Service (yr)	Remainder of Service (yr)	Depreciation Factor	Current Value
4" service				35	27	8	23%	\$0.00
6" service	648	\$30.00	\$19,440.00	35	27	8	23%	\$4,443.43
8" vitrified clay (0'-2')				40	27	13	33%	\$0.00
8" vitrified clay (2'-4')				40	27	13	33%	\$0.00
8" vitrified clay (4'-6')	826	\$32.00	\$26,432.00	40	27	13	33%	\$8,590.40
8" vitrified clay (6'-8')	965	\$42.00	\$40,530.00	40	27	13	33%	\$13,172.25
8" vitrified clay (8'-10')	631	\$50.00	\$31,550.00	40	27	13	33%	\$10,253.75
10" vitrified clay (10'-12')		\$61.00		40	27	13	33%	\$0.00
6" PVC (0'-2')				40	27	13	33%	\$0.00
6" PVC (2'-4')				40	27	13	33%	\$0.00
6" PVC (4'-6')		\$27.00		40	27	13	33%	\$0.00
6" PVC (6'-8')		\$30.00		40	27	13	33%	\$0.00
6" PVC (8'-10')				40	27	13	33%	\$0.00
8" PVC (0'-2')				40	27	13	33%	\$0.00
8" PVC (2'-4')				40	27	13	33%	\$0.00
8" PVC (4'-6')		\$32.00		40	27	13	33%	\$0.00
8" PVC (6'-8')		\$42.00		40	27	13	33%	\$0.00
8" PVC (8'-10')		\$50.00		40	27	13	33%	\$0.00
8" PVC (10'-12')		\$61.00		40	27	13	33%	\$0.00
Manhole (0'-2')				27	27	0	0%	\$0.00
Manhole (2'-4')		\$3,000.00		27	27	0	0%	\$0.00
Manhole (4'-6')	6	\$3,120.00	\$18,720.00	27	27	0	0%	\$0.00
Manhole (6'-8')	7	\$3,369.00	\$23,583.00	27	27	0	0%	\$0.00
Manhole (8'-10')	4	\$3,810.00	\$15,240.00	27	27	0	0%	\$0.00
Manhole (10'-12')		\$4,183.00		27	27	0	0%	\$0.00
Simplex Pump (Firestone) Station 6" Dia. (8' deep)								
Fire Main								
4" unknown (assumed CI)		\$23.00		35	27	8	23%	\$0.00
6" cast iron		\$27.00		35	27	8	23%	\$0.00
6" ductile iron		\$27.00		35	27	8	23%	\$0.00
6" unknown (assumed CI)	92	\$27.00	\$2,484.00	35	27	8	23%	\$5.68
8" unknown (assumed CI)		\$33.00	\$0.00	35	27	8	23%	\$0.00
8" ductile iron	3,186	\$33.00	\$105,138.00	35	27	8	23%	\$240.32
8" cast iron		\$33.00		35	27	8	23%	\$0.00
10" PVC		\$38.00		40	27	13	33%	\$0.00
10" ductile iron		\$38.00		35	27	8	23%	\$0.00
10" cast iron		\$38.00		35	27	8	23%	\$0.00
12" PVC		\$45.00		40	27	13	33%	\$0.00
16" PVC		\$60.00		40	27	13	33%	\$0.00
Fire Hydrant	5	\$3,000.00	\$15,000.00	40	27	13	33%	\$48.75
Force Main								
3" cast iron		\$19.00		35	27	8	23%	\$0.00
6" cast iron		\$27.00		35	27	8	23%	\$0.00
Water Main								
2" galvanized		\$10.00		33	27	6	18%	\$0.00
2" PVC		\$10.00		40	27	13	33%	\$0.00
2" unknown (assumed galv.)		\$10.00		33	27	6	18%	\$0.00
4" unknown (assumed CI)	296	\$23.00	\$6,808.00	35	27	8	23%	\$15.56
4" PVC		\$23.00		40	27	13	33%	\$0.00
4" ductile iron	176	\$23.00	\$4,048.00	35	27	8	23%	\$9.25
4" cast iron		\$23.00		35	27	8	23%	\$0.00
6" PVC		\$27.00		40	27	13	33%	\$0.00
6" ductile iron	2,797	\$27.00	\$75,519.00	35	27	8	23%	\$172.61
6" cast iron		\$27.00		35	27	8	23%	\$0.00
8" cast iron		\$33.00		35	27	8	23%	\$0.00
8" PVC		\$33.00		40	27	13	33%	\$0.00

	INVENTORY		PAST AND PRESENT TOTAL COST					
	1980	2007 UNIT COST	Present Value	Average Service Life ¹ (yrs)	Years in Service (yr)	Remainder of Service (yr)	Depreciation Factor	Current Value
2" 90° bend		\$100.00		33	27	6	18%	\$0.00
3" 90° bend		\$131.00		33	27	6	18%	\$0.00
4" 45° bend		\$325.00		33	27	6	18%	\$0.00
4" 90° bend	1	\$325.00	\$325.00	33	27	6	18%	\$59.09
6" 11.25° bend	1	\$380.00	\$380.00	33	27	6	18%	\$69.09
6" 22.5° bend	1	\$380.00	\$380.00	33	27	6	18%	\$69.09
6" 45° bend	6	\$380.00	\$2,280.00	33	27	6	18%	\$414.55
6" 90° bend	1	\$380.00	\$380.00	33	27	6	18%	\$69.09
8" 11.25° bend		\$530.00		33	27	6	18%	\$0.00
8" 22.5° bend	3	\$530.00	\$1,590.00	33	27	6	18%	\$289.09
8" 45° bend	9	\$530.00	\$4,770.00	33	27	6	18%	\$867.27
8" 90° bend		\$530.00		33	27	6	18%	\$0.00
10" 22.5° bend		\$660.00		33	27	6	18%	\$0.00
10" 45° bend		\$660.00		33	27	6	18%	\$0.00
10" 90° bend		\$660.00		33	27	6	18%	\$0.00
12" 45° bend		\$1,100.00		33	27	6	18%	\$0.00
12" 90° bend		\$1,100.00		33	27	6	18%	\$0.00
16" 45° bend		\$1,800.00		33	27	6	18%	\$0.00
16" 90° bend		\$1,800.00		33	27	6	18%	\$0.00
2"x 2" Tee		\$120.00		33	27	6	18%	\$0.00
4"x2" Tee		\$310.00		33	27	6	18%	\$0.00
4"x4" Tee		\$450.00		33	27	6	18%	\$0.00
6"x2" Tee		\$530.00		33	27	6	18%	\$0.00
6"x4" Tee	6	\$810.00	\$3,660.00	33	27	6	18%	\$665.45
6"x6" Tee	4	\$700.00	\$2,800.00	33	27	6	18%	\$509.09
8"x6" Tee	6	\$800.00	\$4,800.00	33	27	6	18%	\$872.73
8"x8" Tee	3	\$875.00	\$2,625.00	33	27	6	18%	\$477.27
10"x8" Tee		\$1,150.00		33	27	6	18%	\$0.00
12"x8" Tee		\$1,950.00		33	27	6	18%	\$0.00
2" valve		\$302.00		20	27	0	0%	\$0.00
4" valve	6	\$825.00	\$4,950.00	20	27	0	0%	\$0.00
6" valve	8	\$950.00	\$7,600.00	20	27	0	0%	\$0.00
8" valve	5	\$1,050.00	\$5,250.00	20	27	0	0%	\$0.00
10" valve		\$1,300.00		20	27	0	0%	\$0.00
12" valve		\$2,100.00		20	27	0	0%	\$0.00
6"x4" Reducer	2	\$325.00	\$650.00	33	27	6	18%	\$118.18
8"x6" Reducer		\$500.00		33	27	6	18%	\$0.00
10"x8" Reducer		\$700.00		33	27	6	18%	\$0.00
12"x8" Reducer		\$950.00		33	27	6	18%	\$0.00
12"x10" Reducer		\$1,100.00		33	27	6	18%	\$0.00
16"x10" Reducer		\$1,700.00		33	27	6	18%	\$0.00
8" sleeve		\$200.00		33	27	6	18%	\$0.00
10" sleeve		\$400.00		33	27	6	18%	\$0.00
16" sleeve		\$800.00		33	27	6	18%	\$0.00
10"x8" cross		\$950.00		33	27	6	18%	\$0.00
10"x10" cross		\$920.00		33	27	6	18%	\$0.00
Water Meter	72	\$250.00	\$18,000.00	17	27	0	0%	\$0.00
Water Treatment System								
Well No. 1								
Well No. 2								
Well No. 3								
Fire Pump Building								

¹ Average service life is determined as defined by the Florida Public Service Commission (FPSC) Rule 25.30.140.

Sanitary Sewer	INVENTORY	2007	PAST AND PRESENT TOTAL COST					
	1990	UNIT COST	Present Value	Average Service Life ¹ (yrs)	Years in Service (yr)	Remainder of Service (yr)	Depreciation Factor	Current Value
4" service				35	17	18	51%	\$0.00
6" service		\$30.00		35	17	18	51%	\$0.00
8" vitrified clay (0'-2')				40	17	23	58%	\$0.00
8" vitrified clay (2'-4')				40	17	23	58%	\$0.00
8" vitrified clay (4'-6')		\$32.00		40	17	23	58%	\$0.00
8" vitrified clay (6'-8')		\$42.00		40	17	23	58%	\$0.00
8" vitrified clay (8'-10')		\$50.00		40	17	23	58%	\$0.00
10" vitrified clay (10'-12')		\$61.00		40	17	23	58%	\$0.00
6" PVC (0'-2')				40	17	23	58%	\$0.00
6" PVC (2'-4')				40	17	23	58%	\$0.00
6" PVC (4'-6')		\$27.00		40	17	23	58%	\$0.00
6" PVC (6'-8')		\$30.00		40	17	23	58%	\$0.00
6" PVC (8'-10')				40	17	23	58%	\$0.00
8" PVC (0'-2')				40	17	23	58%	\$0.00
8" PVC (2'-4')				40	17	23	58%	\$0.00
8" PVC (4'-6')		\$32.00		40	17	23	58%	\$0.00
8" PVC (6'-8')		\$42.00		40	17	23	58%	\$0.00
8" PVC (8'-10')		\$50.00		40	17	23	58%	\$0.00
8" PVC (10'-12')		\$61.00		40	17	23	58%	\$0.00
Manhole (0'-2')				27	17	10	37%	\$0.00
Manhole (2'-4')		\$3,000.00		27	17	10	37%	\$0.00
Manhole (4'-6')		\$3,120.00		27	17	10	37%	\$0.00
Manhole (6'-8')		\$3,369.00		27	17	10	37%	\$0.00
Manhole (8'-10')		\$3,810.00		27	17	10	37%	\$0.00
Manhole (10'-12')		\$4,183.00		27	17	10	37%	\$0.00
Simplex Pump (Firestone)								
Station 6' Dia. (8' deep)								
Fire Main								
4" unknown (assumed CI)		\$23.00		35	17	18	51%	\$0.00
6" cast iron		\$27.00		35	17	18	51%	\$0.00
6" ductile iron		\$27.00		35	17	18	51%	\$0.00
6" unknown (assumed CI)	434	\$27.00	\$11,718.00	35	17	18	51%	\$6,026.40
8" unknown (assumed CI)		\$33.00		35	17	18	51%	\$0.00
8" ductile iron		\$33.00		35	17	18	51%	\$0.00
8" cast iron		\$33.00		35	17	18	51%	\$0.00
10" PVC		\$38.00		40	17	23	58%	\$0.00
10" ductile iron		\$38.00		35	17	18	51%	\$0.00
10" cast iron		\$38.00		35	17	18	51%	\$0.00
12" PVC		\$45.00		40	17	23	58%	\$0.00
16" PVC		\$60.00		40	17	23	58%	\$0.00
Fire Hydrant		\$3,000.00		40	17	23	58%	\$0.00
Force Main								
3" cast iron		\$19.00		35	17	18	51%	\$0.00
6" cast iron		\$27.00		35	17	18	51%	\$0.00
Water Main								
2" galvanized		\$10.00		33	17	16	48%	\$0.00
2" PVC		\$10.00		40	17	23	58%	\$0.00
2" unknown (assumed galv.)		\$10.00		33	17	16	48%	\$0.00
4" unknown (assumed CI)		\$23.00		35	17	18	51%	\$0.00
4" PVC		\$23.00		40	17	23	58%	\$0.00
4" ductile iron		\$23.00		35	17	18	51%	\$0.00
4" cast iron		\$23.00		35	17	18	51%	\$0.00
6" PVC		\$27.00		40	17	23	58%	\$0.00
6" ductile iron		\$27.00		35	17	18	51%	\$0.00
6" cast iron		\$27.00		35	17	18	51%	\$0.00
8" cast iron		\$33.00		35	17	18	51%	\$0.00
8" PVC		\$33.00		40	17	23	58%	\$0.00

	INVENTORY		PAST AND PRESENT TOTAL COST					
	1990	UNIT COST	Present Value	Average Service Life ¹ (yrs)	Years in Service (yr)	Remainder of Service (yr)	Depreciation Factor	Current Value
Fittings								
2" 90° bend		\$100.00		33	17	16	48%	\$0.00
3" 90° bend	2	\$131.00		33	17	16	48%	\$0.00
4" 45° bend		\$325.00		33	17	16	48%	\$0.00
4" 90° bend		\$325.00		33	17	16	48%	\$0.00
6" 11.25° bend		\$380.00		33	17	16	48%	\$0.00
6" 22.5° bend		\$380.00		33	17	16	48%	\$0.00
6" 45° bend		\$380.00		33	17	16	48%	\$0.00
6" 90° bend	1	\$380.00		33	17	16	48%	\$0.00
8" 11.25° bend		\$530.00		33	17	16	48%	\$0.00
8" 22.5° bend		\$530.00		33	17	16	48%	\$0.00
8" 45° bend		\$530.00		33	17	16	48%	\$0.00
8" 90° bend		\$530.00		33	17	16	48%	\$0.00
10" 22.5° bend		\$660.00		33	17	16	48%	\$0.00
10" 45° bend		\$660.00		33	17	16	48%	\$0.00
10" 90° bend		\$660.00		33	17	16	48%	\$0.00
12" 45° bend		\$1,100.00		33	17	16	48%	\$0.00
12" 90° bend	2	\$1,100.00		33	17	16	48%	\$0.00
16" 45° bend		\$1,800.00		33	17	16	48%	\$0.00
16" 90° bend		\$1,800.00		33	17	16	48%	\$0.00
2"x 2" Tee		\$120.00		33	17	16	48%	\$0.00
4"x2" Tee		\$310.00		33	17	16	48%	\$0.00
4"x4" Tee		\$450.00		33	17	16	48%	\$0.00
6"x2" Tee		\$530.00		33	17	16	48%	\$0.00
6"x4" Tee		\$610.00		33	17	16	48%	\$0.00
6"x6" Tee		\$700.00		33	17	16	48%	\$0.00
8"x6" Tee		\$800.00		33	17	16	48%	\$0.00
8"x8" Tee		\$875.00		33	17	16	48%	\$0.00
10"x8" Tee		\$1,150.00		33	17	16	48%	\$0.00
12"x8" Tee	1	\$1,950.00		33	17	16	48%	\$0.00
2" valve		\$302.00		20	17	3	15%	\$0.00
4" valve		\$825.00		20	17	3	15%	\$0.00
6" valve	1	\$950.00		20	17	3	15%	\$0.00
8" valve	1	\$1,050.00		20	17	3	15%	\$0.00
10" valve		\$1,300.00		20	17	3	15%	\$0.00
12" valve	1	\$2,100.00		20	17	3	15%	\$0.00
6"x4" Reducer		\$325.00		33	17	16	48%	\$0.00
8"x6" Reducer		\$500.00		33	17	16	48%	\$0.00
10"x8" Reducer		\$700.00		33	17	16	48%	\$0.00
12"x8" Reducer	1	\$950.00		33	17	16	48%	\$0.00
12"x10" Reducer		\$1,100.00		33	17	16	48%	\$0.00
16"x10" Reducer		\$1,700.00		33	17	16	48%	\$0.00
8" sleeve		\$200.00		33	17	16	48%	\$0.00
10" sleeve		\$400.00		33	17	16	48%	\$0.00
16" sleeve		\$800.00		33	17	16	48%	\$0.00
10"x8" cross		\$850.00		33	17	16	48%	\$0.00
10"x10" cross		\$920.00		33	17	16	48%	\$0.00
Water Meter								
Water Treatment System								
Well No. 1								
Well No. 2								
Well No. 3								
Fire Pump Building								

¹ Average service life is determined as defined by the Florida Public Service Commission (FPSC) Rule 25.30.140.

	INVENTORY		PAST AND PRESENT TOTAL COST					
	1992	2007 UNIT COST	Present Value	Average Service Life ¹ (yrs)	Years in Service (yr)	Remainder of Service (yr)	Depreciation Factor	Current Value
Sanitary Sewer								
4" service				35	15	20	57%	\$0.00
6" service	163	\$30.00	\$4,890.00	35	15	20	57%	\$2,794.29
8" vitrified clay (0'-2')				40	15	25	63%	\$0.00
8" vitrified clay (2'-4')				40	15	25	63%	\$0.00
8" vitrified clay (4'-6')		\$32.00		40	15	25	63%	\$0.00
8" vitrified clay (6'-8')		\$42.00		40	15	25	63%	\$0.00
8" vitrified clay (8'-10')		\$50.00		40	15	25	63%	\$0.00
10" vitrified clay (10'-12')		\$61.00		40	15	25	63%	\$0.00
6" PVC (0'-2')				40	15	25	63%	\$0.00
6" PVC (2'-4')				40	15	25	63%	\$0.00
6" PVC (4'-6')	148	\$27.00	\$3,996.00	40	15	25	63%	\$2,497.50
6" PVC (6'-8')	44	\$30.00	\$1,320.00	40	15	25	63%	\$825.00
6" PVC (8'-10')				40	15	25	63%	\$0.00
8" PVC (0'-2')				40	15	25	63%	\$0.00
8" PVC (2'-4')				40	15	25	63%	\$0.00
8" PVC (4'-6')	187	\$32.00	\$5,984.00	40	15	25	63%	\$3,740.00
8" PVC (6'-8')	697	\$42.00	\$29,274.00	40	15	25	63%	\$18,296.25
8" PVC (8'-10')	373	\$50.00	\$18,650.00	40	15	25	63%	\$11,656.25
8" PVC (10'-12')	223	\$61.00	\$13,603.00	40	15	25	63%	\$8,501.88
Manhole								
Manhole (0'-2')				27	15	12	44%	\$0.00
Manhole (2'-4')		\$3,000.00		27	15	12	44%	\$0.00
Manhole (4'-6')	2	\$3,120.00	\$6,240.00	27	15	12	44%	\$2,773.33
Manhole (6'-8')	4	\$3,369.00	\$13,476.00	27	15	12	44%	\$5,989.33
Manhole (8'-10')	1	\$3,810.00	\$3,810.00	27	15	12	44%	\$1,693.33
Manhole (10'-12')	2	\$4,183.00	\$8,366.00	27	15	12	44%	\$3,718.22
Simplex Pump (Firestone)								
Station 6" Dia. (8' deep)								
Fire Main								
4" unknown (assumed CI)		\$23.00		35	15	20	57%	\$0.00
6" cast iron		\$27.00		35	15	20	57%	\$0.00
6" ductile iron	156	\$27.00	\$4,212.00	35	15	20	57%	\$2,406.86
6" unknown (assumed CI)		\$27.00		35	15	20	57%	\$0.00
8" unknown (assumed CI)		\$33.00		35	15	20	57%	\$0.00
8" ductile iron	1,190	\$33.00	\$39,270.00	35	15	20	57%	\$22,440.00
8" cast iron		\$33.00		35	15	20	57%	\$0.00
10" PVC	102	\$38.00	\$3,876.00	40	15	25	63%	\$2,422.50
10" ductile iron		\$38.00		35	15	20	57%	\$0.00
10" cast iron		\$38.00		35	15	20	57%	\$0.00
12" PVC	570	\$45.00	\$25,650.00	40	15	25	63%	\$16,031.25
16" PVC	687	\$60.00	\$41,220.00	40	15	25	63%	\$25,762.50
Fire Hydrant	1	\$3,000.00	\$3,000.00	40	15	25	63%	\$1,875.00
Force Main								
3" cast iron		\$19.00		35	15	20	57%	\$0.00
6" cast iron		\$27.00		35	15	20	57%	\$0.00
Water Main								
2" galvanized		\$10.00		33	15	18	55%	\$0.00
2" PVC		\$10.00		40	15	25	63%	\$0.00
2" unknown (assumed galv.)		\$10.00		33	15	18	55%	\$0.00
4" unknown (assumed CI)		\$23.00		35	15	20	57%	\$0.00
4" PVC	89	\$23.00	\$2,047.00	40	15	25	63%	\$1,279.88
4" ductile iron		\$23.00		35	15	20	57%	\$0.00
4" cast iron		\$23.00		35	15	20	57%	\$0.00
6" PVC		\$27.00		40	15	25	63%	\$0.00
6" ductile iron	1,474	\$27.00	\$39,798.00	35	15	20	57%	\$22,741.71
6" cast iron		\$27.00		35	15	20	57%	\$0.00
8" cast iron		\$33.00		35	15	20	57%	\$0.00
8" PVC		\$33.00		40	15	25	63%	\$0.00

Fittings	INVENTORY	2007	PAST AND PRESENT TOTAL COST					
	1992	UNIT COST	Present Value	Average Service Life ¹ (yrs)	Years in Service (yr)	Remainder of Service (yr)	Depreciation Factor	Current Value
2" 90° bend		\$100.00		33	15	18	55%	\$0.00
3" 90° bend		\$131.00		33	15	18	55%	\$0.00
4" 45° bend	2	\$325.00	\$650.00	33	15	18	55%	\$354.55
4" 90° bend		\$325.00		33	15	18	55%	\$0.00
6" 11.25° bend		\$380.00		33	15	18	55%	\$0.00
6" 22.5° bend		\$380.00		33	15	18	55%	\$0.00
6" 45° bend	1	\$380.00	\$380.00	33	15	18	55%	\$207.27
6" 90° bend	4	\$380.00	\$1,520.00	33	15	18	55%	\$829.09
8" 11.25° bend		\$530.00		33	15	18	55%	\$0.00
8" 22.5° bend		\$530.00		33	15	18	55%	\$0.00
8" 45° bend	1	\$530.00	\$530.00	33	15	18	55%	\$289.09
8" 90° bend	4	\$530.00	\$2,120.00	33	15	18	55%	\$1,156.36
10" 22.5° bend	1	\$660.00	\$660.00	33	15	18	55%	\$360.00
10" 45° bend	2	\$660.00	\$1,320.00	33	15	18	55%	\$720.00
10" 90° bend	1	\$660.00	\$660.00	33	15	18	55%	\$360.00
12" 45° bend	1	\$1,100.00	\$1,100.00	33	15	18	55%	\$600.00
12" 90° bend	2	\$1,100.00	\$2,200.00	33	15	18	55%	\$1,200.00
16" 45° bend	4	\$1,800.00	\$7,200.00	33	15	18	55%	\$3,927.27
16" 90° bend	2	\$1,800.00	\$3,600.00	33	15	18	55%	\$1,963.64
2"x2" Tee		\$120.00		33	15	18	55%	\$0.00
4"x2" Tee		\$310.00		33	15	18	55%	\$0.00
4"x4" Tee		\$450.00		33	15	18	55%	\$0.00
6"x2" Tee		\$530.00		33	15	18	55%	\$0.00
6"x4" Tee		\$610.00		33	15	18	55%	\$0.00
6"x6" Tee	2	\$700.00	\$1,400.00	33	15	18	55%	\$763.64
8"x6" Tee	2	\$800.00	\$1,600.00	33	15	18	55%	\$872.73
8"x8" Tee	1	\$875.00	\$875.00	33	15	18	55%	\$477.27
10"x8" Tee		\$1,150.00		33	15	18	55%	\$0.00
12"x8" Tee		\$1,950.00		33	15	18	55%	\$0.00
2" valve		\$302.00		20	15	5	25%	\$0.00
4" valve	1	\$825.00	\$825.00	20	15	5	25%	\$206.25
6" valve	8	\$950.00	\$7,600.00	20	15	5	25%	\$1,900.00
8" valve	4	\$1,050.00	\$4,200.00	20	15	5	25%	\$1,050.00
10" valve	4	\$1,300.00	\$5,200.00	20	15	5	25%	\$1,300.00
12" valve	3	\$2,100.00	\$6,300.00	20	15	5	25%	\$1,575.00
6"x4" Reducer	1	\$325.00	\$325.00	33	15	18	55%	\$177.27
8"x6" Reducer	1	\$500.00	\$500.00	33	15	18	55%	\$272.73
10"x8" Reducer	1	\$700.00	\$700.00	33	15	18	55%	\$381.82
12"x8" Reducer		\$950.00		33	15	18	55%	\$0.00
12"x10" Reducer	1	\$1,100.00	\$1,100.00	33	15	18	55%	\$600.00
16"x10" Reducer	1	\$1,700.00	\$1,700.00	33	15	18	55%	\$927.27
8" sleeve	3	\$200.00	\$600.00	33	15	18	55%	\$327.27
10" sleeve	2	\$400.00	\$800.00	33	15	18	55%	\$436.36
16" sleeve	1	\$800.00	\$800.00	33	15	18	55%	\$436.36
10"x8" cross	1	\$850.00	\$850.00	33	15	18	55%	\$463.64
10"x10" cross	1	\$920.00	\$920.00	33	15	18	55%	\$501.82
Water Meter		\$250.00	\$0.00	17	17	0	0%	\$0.00
Water Treatment System								
Well No. 1								
Well No. 2								
Well No. 3								
Fire Pump Building	1							

¹ Average service life is determined as defined by the Florida Public Service Commission (FPSC) Rule 25.30.140.

Sanitary Sewer	INVENTORY	2007	PAST AND PRESENT TOTAL COST					Current Value
	1993	UNIT COST	Present Value	Average Service Life ¹ (yrs)	Years in Service (yr)	Remainder of Service (yr)	Depreciation Factor	
4" service				35	14	21	60%	\$0.00
6" service		\$30.00		35	14	21	60%	\$0.00
8" vitrified clay (0'-2')				40	14	26	65%	\$0.00
8" vitrified clay (2'-4')				40	14	26	65%	\$0.00
8" vitrified clay (4'-6')		\$32.00		40	14	26	65%	\$0.00
8" vitrified clay (6'-8')		\$42.00		40	14	26	65%	\$0.00
8" vitrified clay (8'-10')		\$50.00		40	14	26	65%	\$0.00
10" vitrified clay (10'-12')		\$61.00		40	14	26	65%	\$0.00
6" PVC (0'-2')				40	14	26	65%	\$0.00
6" PVC (2'-4')				40	14	25	65%	\$0.00
6" PVC (4'-6')		\$27.00		40	14	26	65%	\$0.00
6" PVC (6'-8')		\$30.00		40	14	25	65%	\$0.00
6" PVC (8'-10')				40	14	26	65%	\$0.00
8" PVC (0'-2')				40	14	26	65%	\$0.00
8" PVC (2'-4')				40	14	26	65%	\$0.00
8" PVC (4'-6')		\$32.00		40	14	26	65%	\$0.00
8" PVC (6'-8')		\$42.00		40	14	26	65%	\$0.00
8" PVC (8'-10')		\$50.00		40	14	26	65%	\$0.00
8" PVC (10'-12')		\$61.00		40	14	26	65%	\$0.00
Manhole (0'-2')								
Manhole (2'-4')		\$3,000.00						
Manhole (4'-6')		\$3,120.00						
Manhole (6'-8')		\$3,369.00						
Manhole (8'-10')		\$3,810.00						
Manhole (10'-12')		\$4,183.00						
Simplex Pump (Firestone) Station 6' Dia. (8' deep)								
Fire Main								
4" unknown (assumed CI)		\$23.00		35	14	21	60%	\$0.00
6" cast iron		\$27.00		35	14	21	60%	\$0.00
6" ductile iron		\$27.00		35	14	21	60%	\$0.00
6" unknown (assumed CI)		\$27.00		35	14	21	60%	\$0.00
8" unknown (assumed CI)		\$33.00		35	14	21	60%	\$0.00
8" ductile iron		\$33.00		35	14	21	60%	\$0.00
8" cast iron		\$33.00		35	14	21	60%	\$0.00
10" PVC		\$38.00		40	14	26	65%	\$0.00
10" ductile iron		\$38.00		35	14	21	60%	\$0.00
10" cast iron		\$38.00		35	14	21	60%	\$0.00
12" PVC		\$45.00		40	14	26	65%	\$0.00
16" PVC		\$60.00		40	14	26	65%	\$0.00
Fire Hydrant	2	\$3,000.00	\$6,000.00	40	14	26	65%	\$3,900.00
Force Main								
3" cast iron		\$19.00		35	14	21	60%	\$0.00
6" cast iron		\$27.00		35	14	21	60%	\$0.00
Water Main								
2" galvanized		\$10.00		33	14	19	58%	\$0.00
2" PVC	509	\$10.00	\$5,090.00	40	14	26	65%	\$3,308.50
2" unknown (assumed galv.)	168	\$10.00	\$1,680.00	33	14	19	58%	\$967.27
4" unknown (assumed CI)		\$23.00		35	14	21	60%	\$0.00
4" PVC	574	\$23.00	\$13,202.00	40	14	26	65%	\$8,581.30
4" ductile iron		\$23.00		35	14	21	60%	\$0.00
4" cast iron		\$23.00		35	14	21	60%	\$0.00
6" PVC		\$27.00		40	14	26	65%	\$0.00
6" ductile iron		\$27.00		35	14	21	60%	\$0.00
6" cast iron		\$27.00		35	14	21	60%	\$0.00
8" cast iron		\$33.00		35	14	21	60%	\$0.00
8" PVC		\$33.00		40	14	26	65%	\$0.00

Fittings	INVENTORY	2007	PAST AND PRESENT TOTAL COST					
	1993	UNIT COST	Present Value	Average Service Life ¹ (yrs)	Years in Service (yr)	Remainder of Service (yr)	Depreciation Factor	Current Value
2" 90° bend	2	\$100.00	\$200.00	33	14	19	58%	\$115.15
3" 90° bend		\$131.00		33	14	19	58%	\$0.00
4" 45° bend		\$325.00		33	14	19	58%	\$0.00
4" 90° bend	4	\$325.00	\$1,300.00	33	14	19	58%	\$748.48
6" 11.25° bend		\$380.00		33	14	19	58%	\$0.00
6" 22.5° bend		\$380.00		33	14	19	58%	\$0.00
6" 45° bend		\$380.00		33	14	19	58%	\$0.00
6" 90° bend		\$380.00		33	14	19	58%	\$0.00
8" 11.25° bend		\$530.00		33	14	19	58%	\$0.00
8" 22.5° bend		\$530.00		33	14	19	58%	\$0.00
8" 45° bend		\$530.00		33	14	19	58%	\$0.00
8" 90° bend		\$530.00		33	14	19	58%	\$0.00
10" 22.5° bend		\$660.00		33	14	19	58%	\$0.00
10" 45° bend		\$660.00		33	14	19	58%	\$0.00
10" 90° bend		\$660.00		33	14	19	58%	\$0.00
12" 45° bend		\$1,100.00		33	14	19	58%	\$0.00
12" 90° bend		\$1,100.00		33	14	19	58%	\$0.00
16" 45° bend		\$1,800.00		33	14	19	58%	\$0.00
16" 90° bend		\$1,800.00		33	14	19	58%	\$0.00
2"x2" Tee		\$120.00		33	14	19	58%	\$0.00
4"x2" Tee	5	\$310.00	\$1,550.00	33	14	19	58%	\$892.42
4"x4" Tee	2	\$450.00	\$900.00	33	14	19	58%	\$518.18
6"x2" Tee		\$530.00		33	14	19	58%	\$0.00
6"x4" Tee		\$610.00		33	14	19	58%	\$0.00
6"x6" Tee		\$700.00		33	14	19	58%	\$0.00
8"x6" Tee		\$800.00		33	14	19	58%	\$0.00
8"x8" Tee		\$875.00		33	14	19	58%	\$0.00
10"x8" Tee		\$1,150.00		33	14	19	58%	\$0.00
12"x6" Tee		\$1,950.00		33	14	19	58%	\$0.00
2" valve	3	\$302.00	\$906.00	20	14	6	30%	\$271.80
4" valve	4	\$825.00	\$3,300.00	20	14	6	30%	\$990.00
6" valve		\$950.00		20	14	6	30%	\$0.00
8" valve		\$1,050.00		20	14	6	30%	\$0.00
10" valve		\$1,300.00		20	14	6	30%	\$0.00
12" valve		\$2,100.00		20	14	6	30%	\$0.00
6"x4" Reducer		\$325.00		33	14	19	58%	\$0.00
8"x6" Reducer		\$500.00		33	14	19	58%	\$0.00
10"x8" Reducer		\$700.00		33	14	19	58%	\$0.00
12"x8" Reducer		\$950.00		33	14	19	58%	\$0.00
12"x10" Reducer		\$1,100.00		33	14	19	58%	\$0.00
16"x10" Reducer		\$1,700.00		33	14	19	58%	\$0.00
8" sleeve		\$200.00		33	14	19	58%	\$0.00
10" sleeve		\$400.00		33	14	19	58%	\$0.00
16" sleeve		\$800.00		33	14	19	58%	\$0.00
10"x8" cross		\$850.00		33	14	19	58%	\$0.00
10"x10" cross		\$920.00		33	14	19	58%	\$0.00
Water Meter	65	\$250.00	\$16,500.00	17	14	3	18%	\$2,911.75
Water Treatment System								
Well No. 1								
Well No. 2								
Well No. 3								
Fire Pump Building								

¹ Average service life is determined as defined by the Florida Public Service Commission (FPSC) Rule 25.30.140.

Sanitary Sewer	INVENTORY	2007	PAST AND PRESENT TOTAL COST					
	1995	UNIT COST	Present Value	Average Service Life ¹ (yrs)	Years in Service (yr)	Remainder of Service (yr)	Depreciation Factor	Current Value
4" service				35	12	23	66%	\$0.00
6" service		\$30.00		35	12	23	66%	\$0.00
8" vitrified clay (0'-2')				40	12	28	70%	\$0.00
8" vitrified clay (2'-4')				40	12	28	70%	\$0.00
8" vitrified clay (4'-6')		\$32.00		40	12	28	70%	\$0.00
8" vitrified clay (6'-8')		\$42.00		40	12	28	70%	\$0.00
8" vitrified clay (8'-10')		\$50.00		40	12	28	70%	\$0.00
10" vitrified clay (10'-12')		\$61.00		40	12	28	70%	\$0.00
6" PVC (0'-2')				40	12	28	70%	\$0.00
6" PVC (2'-4')				40	12	28	70%	\$0.00
6" PVC (4'-6')		\$27.00		40	12	28	70%	\$0.00
6" PVC (6'-8')		\$30.00		40	12	28	70%	\$0.00
6" PVC (8'-10')				40	12	28	70%	\$0.00
8" PVC (0'-2')				40	12	28	70%	\$0.00
8" PVC (2'-4')				40	12	28	70%	\$0.00
8" PVC (4'-6')		\$32.00		40	12	28	70%	\$0.00
8" PVC (6'-8')		\$42.00		40	12	28	70%	\$0.00
8" PVC (8'-10')		\$50.00		40	12	28	70%	\$0.00
8" PVC (10'-12')		\$61.00		40	12	28	70%	\$0.00
Manhole (0'-2')								
Manhole (2'-4')		\$3,000.00						
Manhole (4'-6')		\$3,120.00						
Manhole (6'-8')		\$3,369.00						
Manhole (8'-10')		\$3,810.00						
Manhole (10'-12')		\$4,183.00						
Simplex Pump (Firestone)								
Station 6" Dia. (8' deep)								
Fire Main								
4" unknown (assumed CI)		\$23.00		35	12	23	66%	\$0.00
6" cast iron		\$27.00		35	12	23	66%	\$0.00
6" ductile iron		\$27.00		35	12	23	66%	\$0.00
6" unknown (assumed CI)		\$27.00		35	12	23	66%	\$0.00
8" unknown (assumed CI)		\$33.00		35	12	23	66%	\$0.00
8" ductile iron		\$33.00		35	12	23	66%	\$0.00
8" cast iron		\$33.00		35	12	23	66%	\$0.00
10" PVC		\$38.00		40	12	28	70%	\$0.00
10" ductile iron		\$38.00		35	12	23	66%	\$0.00
10" cast iron		\$38.00		35	12	23	66%	\$0.00
12" PVC		\$45.00		40	12	28	70%	\$0.00
16" PVC		\$60.00		40	12	28	70%	\$0.00
Fire Hydrant		\$3,000.00		40	12	28	70%	\$0.00
Force Main								
3" cast iron		\$19.00		35	12	23	66%	\$0.00
6" cast iron		\$27.00		35	12	23	66%	\$0.00
Water Main								
2" galvanized		\$10.00		33	12	21	64%	\$0.00
2" PVC		\$10.00		40	12	28	70%	\$0.00
2" unknown (assumed galv.)		\$10.00		33	12	21	64%	\$0.00
4" unknown (assumed CI)		\$23.00		35	12	23	66%	\$0.00
4" PVC	160	\$23.00	\$3,680.00	40	12	28	70%	\$2,576.00
4" ductile iron		\$23.00		35	12	23	66%	\$0.00
4" cast iron		\$23.00		35	12	23	66%	\$0.00
6" PVC		\$27.00		40	12	28	70%	\$0.00
6" ductile iron		\$27.00		35	12	23	66%	\$0.00
6" cast iron		\$27.00		35	12	23	66%	\$0.00
8" cast iron		\$33.00		35	12	23	66%	\$0.00
8" PVC		\$33.00		40	12	28		

Sanitary Sewer	INVENTORY	2007	PAST AND PRESENT TOTAL COST					
	1997	UNIT COST	Present Value	Average Service Life ¹ (yrs)	Years in Service (yr)	Remainder of Service (yr)	Depreciation Factor	Current Value
4" service				35	10	25	71%	\$0.00
6" service		\$30.00		35	10	25	71%	\$0.00
8" vitrified clay (0'-2')				40	10	30	75%	\$0.00
8" vitrified clay (2'-4')				40	10	30	75%	\$0.00
8" vitrified clay (4'-6')		\$32.00		40	10	30	75%	\$0.00
8" vitrified clay (6'-8')		\$42.00		40	10	30	75%	\$0.00
8" vitrified clay (8'-10')		\$50.00		40	10	30	75%	\$0.00
10" vitrified clay (10'-12')		\$61.00		40	10	30	75%	\$0.00
6" PVC (0'-2')				40	10	30	75%	\$0.00
6" PVC (2'-4')				40	10	30	75%	\$0.00
6" PVC (4'-6')		\$27.00		40	10	30	75%	\$0.00
6" PVC (6'-8')		\$30.00		40	10	30	75%	\$0.00
6" PVC (8'-10')				40	10	30	75%	\$0.00
8" PVC (0'-2')				40	10	30	75%	\$0.00
8" PVC (2'-4')				40	10	30	75%	\$0.00
8" PVC (4'-6')		\$32.00		40	10	30	75%	\$0.00
8" PVC (6'-8')		\$42.00		40	10	30	75%	\$0.00
8" PVC (8'-10')		\$50.00		40	10	30	75%	\$0.00
8" PVC (10'-12')		\$61.00		40	10	30	75%	\$0.00
Manhole (0'-2')								
Manhole (2'-4')		\$3,000.00						
Manhole (4'-6')		\$3,120.00						
Manhole (6'-8')		\$3,369.00						
Manhole (8'-10')		\$3,810.00						
Manhole (10'-12')		\$4,183.00						
Simplex Pump (Firestone) Station 8' Dia. (8' deep)								
Fire Main								
4" unknown (assumed CI)		\$23.00		35	10	25	71%	\$0.00
6" cast iron		\$27.00		35	10	25	71%	\$0.00
6" ductile iron		\$27.00		35	10	25	71%	\$0.00
6" unknown (assumed CI)		\$27.00		35	10	25	71%	\$0.00
8" unknown (assumed CI)		\$33.00		35	10	25	71%	\$0.00
8" ductile iron		\$33.00		35	10	25	71%	\$0.00
8" cast iron		\$33.00		35	10	25	71%	\$0.00
10" PVC		\$38.00		40	10	30	75%	\$0.00
10" ductile iron		\$38.00		35	10	25	71%	\$0.00
10" cast iron		\$38.00		35	10	25	71%	\$0.00
12" PVC		\$45.00		40	10	30	75%	\$0.00
16" PVC		\$60.00		40	10	30	75%	\$0.00
Fire Hydrant		\$3,000.00		40	10	30	75%	\$0.00
Force Main								
3" cast iron		\$19.00		35	10	25	71%	\$0.00
6" cast iron		\$27.00		35	10	25	71%	\$0.00
Water Main								
2" galvanized		\$10.00		33	10	23	70%	\$0.00
2" PVC		\$10.00		40	10	30	75%	\$0.00
2" unknown (assumed galv.)		\$10.00		33	10	23	70%	\$0.00
4" unknown (assumed CI)		\$23.00		35	10	25	71%	\$0.00
4" PVC		\$23.00		40	10	30	75%	\$0.00
4" ductile iron		\$23.00		35	10	25	71%	\$0.00
4" cast iron		\$23.00		35	10	25	71%	\$0.00
6" PVC		\$27.00		40	10	30	75%	\$0.00
6" ductile iron		\$27.00		35	10	25	71%	\$0.00
6" cast iron		\$27.00		35	10	25	71%	\$0.00
8" cast iron		\$33.00		35	10	25	71%	\$0.00
8" PVC		\$33.00		40	10	30	75%	\$0.00



ARCADIS U.S., Inc.
1650 Prudential Drive
Suite 400
Jacksonville
Florida 32207
Tel 904 721 2991
Fax 904 861 2450
www.arcadis-us.com

Ms. Alexa Daniels
The Regency Group, Inc.
One Independent Drive, Ste 1300
Jacksonville, FL 32202

RE: Regency Utilities, Inc.
Responses to Public Service Commission RFI

WATER RESOURCES

Dear Ms Daniels:

Pursuant with your request to investigate and provide a response to the Public Service Commission letter of March 26, 2008 regarding request for additional information for items 4a-4d and 5a we have included the attached report for your use in preparing your response letter.

Date:
April 22, 2008

Contact:
Wallace Sanders

Should you have any questions or concerns please contact me at this office.


Phone:
904.861-2820

Sincerely,

Email:
Wallace.Sanders@arcadis-us.com

ARCADIS U.S., Inc.

Our ref:
JK006262



Wallace Sanders
Sr. Project Manager

Florida License Numbers:
Engineering
EB00007917
Geology
GB310
Landscape Architecture
LC26000269
Surveying
LB7062

RESPONSE TO QUESTION FROM THE PUBLIC SERVICE COMMISSION RFI

- 4. *Fire Protection. The application indicates that Regency owns and operates a fire protection system serving the mall. According to the system maps, there are three water wells with a line to the fire pump, water storage building and 10,000 gallon hydro tank. However, there is a comment on the map indicating that the line leaving the hydro tank has been cut. In addition, DEP does not believe that Regency's fire protection system is operational.*
- 4a. *Please confirm whether the line from Regency's fire protection hydro tank to the fire line serving the mall is currently usable for fire protection service.*


The fire protection system serving the mall has always been separate from the potable water system and operates by means of a separate high pressure dedicated motor driven fire pump with back-up power from an on-site emergency generator. Regency Square Malls fire protection system operates at between 135 and 145 P.S.I. with the high pressure being maintained by a jockey pump located on the south side of the pump building. (see attached "Mechanical Plan High Service Pump Building")




Dedicated Fire Pump and Controls



Emergency Generator




Fire System pressure at pump building 137 PSI



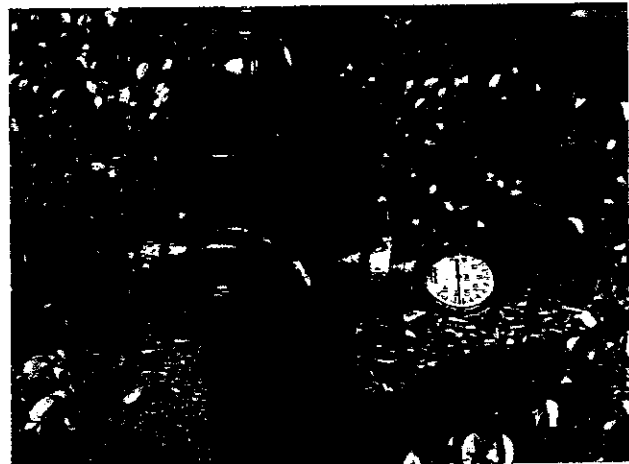
Fire System Jockey Pump

4b. *If it is not currently usable, please explain when and under what circumstances the line was cut and how fire protection service to the mall is being provided.*

The fire protection system serving the mall is operational. See explanation 4a above. Upon JEA acquiring the water system the water treatment plant was taken out of service and the potable water system was connected to JEA's distribution mains. The water treatment plant was taken off-line and the supply pipe was severed down stream of the hydro-pneumatic tank. The fire pump serving Regency Square Malls fire protection system remains in service and is separate from the potable drinking water system.



Potable system severed



On-site Fire System Pressure Reading 135 PSI
Hydrant was flushed prior to reading.

4c. *Please provide a detailed description of the facilities and treatment required to provide fire protection service.*

The fire protection system serving the mall is currently operational. The high pressure fire protection system is separate from the potable water system serving the mall and thus requires no treatment prior to pumping.

The fire protection system consists of one fire pump serving the on-site high pressure fire system. The pump draws water from a 0.20 million gallon ground storage reservoir which is supplied from (3) three on-site water wells.

An on-site diesel powered emergency generator provides back-up power if power failure to the pump building occurs.

In the event that power is lost to the pump building and the back-up emergency generator also fails to start the on-site fire protection system is supplied by an interconnection with the JEA's water distribution system. The non-potable fire protection system is separated from the JEA's potable water system by a back flow preventer.

(see partial utility system drawings attached)



4d. *Please describe the frequency and type of maintenance required for the fire protection system.*

The fire protection system is maintained by Jax Utilities Management Company. All maintenance and system testing is performed in accordance with the National Fire Protection Association standards, NFPA 25. Maintenance items consist of regular maintenance and operation of the on-site valves and fire hydrants, periodic test of the fire pump and emergency back-up generator, regular maintenance of the water supply wells providing raw water to the ground storage reservoir and required annually testing of the backflow preventer providing the secondary connection from JEA's water distribution system.

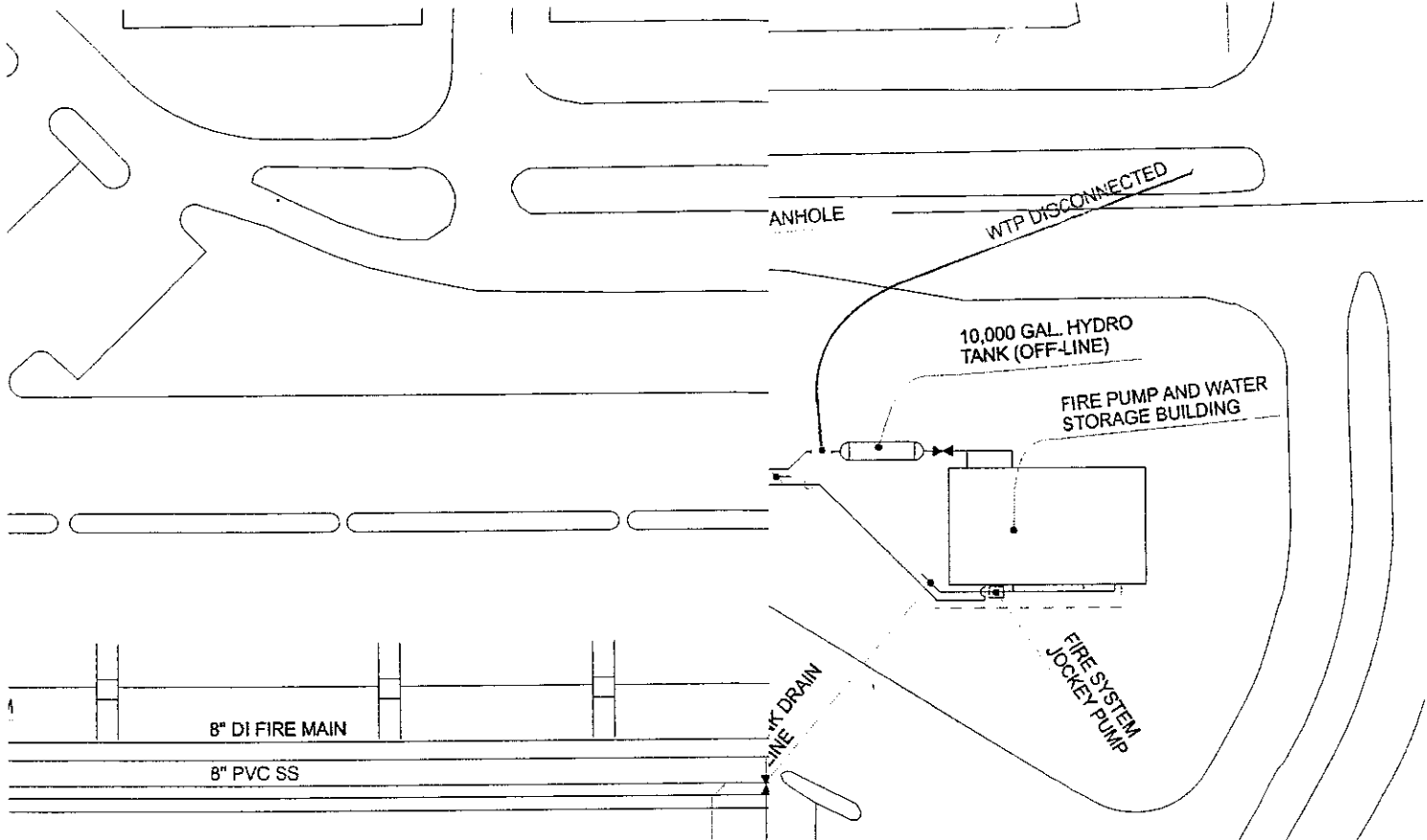
5. *Service Provider.*

5a. *Please describe the number and size of the bulk meters from JEA for water and wastewater service to the mall.*

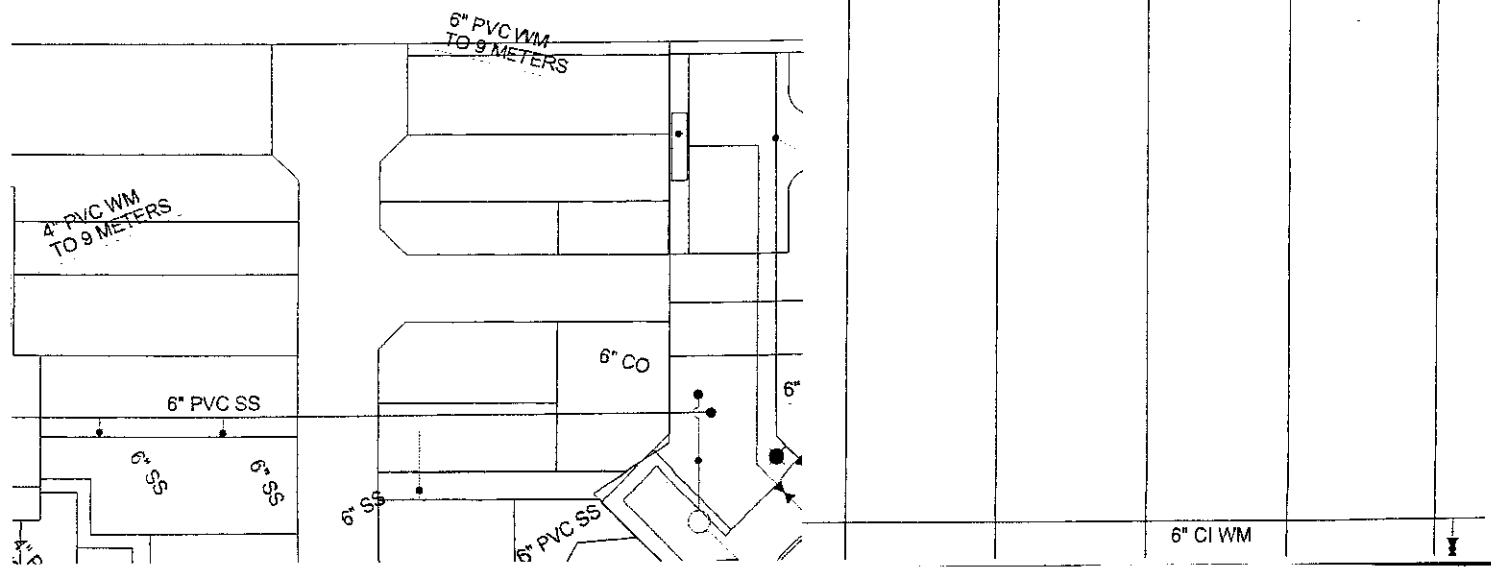
JEA provides a 6-inch potable water meter at the connection with their distribution system. The connection point is on the north side of the mall near the northeast corner of the Dillard's Department Store along the south right-of-way line of Regency Square Blvd. This water meter measures all water used by the mall and is a water only based charge.

JEA provides a 4-inch sewer meter on the sewer force main that meters all wastewater flow from the mall. This meter is the bases for wastewater billing to the mall. The difference in gallons of water used between the above mentioned water meter and the sewer meter is water associated with mall irrigation and water fountain make-up water. The sewer meter is located at the sewage pumping station on the north side of the mall and east of the Dillard's Department Store.

JEA provides a 3/4-inch irrigation meter at the fire pump building site (old water treatment plant) for irrigation water to the lawn and site landscape. The meter is located within the fenced property on the east side of the now out of service hydro-pneumatic tank.



DILLARDS



UTILITY NAME: Regency Utilities, Inc.

YEAR OF REPORT DECEMBER 31, 2010

SYSTEM NAME: _____

WELLS AND WELL PUMPS

(a)	(b)	(c)	(d)	(e)
Year Constructed _____ Types of Well Construction and Casing _____ _____ _____ Depth of Wells _____ Diameters of Wells _____ Pump - GPM _____ Motor - HP _____ Motor Type * _____ Yields of Wells in GPD _____ Auxiliary Power _____ * Submersible, centrifugal, etc.	FIRE PROTECTION SYSTEM ONLY (see attached detail regarding this system as provided to PSC on 04/22/08)			

RESERVOIRS

(a)	(b)	(c)	(d)	(e)
Description (steel, concrete) _____ Capacity of Tank _____ Ground or Elevated _____	FIRE PROTECTION SYSTEM ONLY (see above)			

HIGH SERVICE PUMPING

(a)	(b)	(c)	(d)	(e)
Motors				
Manufacturer _____ Type _____ Rated Horsepower _____	FIRE PROTECTION SYSTEM ONLY (see above)			
Pumps				
Manufacturer _____ Type _____ Capacity in GPM _____ Average Number of Hours Operated Per Day _____ Auxiliary Power _____				

UTILITY NAME: Regency Utilities, Inc.

YEAR OF REPORT DECEMBER 31, 2010

SOURCE OF SUPPLY

List for each source of supply (Ground, Surface, Purchased Water etc.)			
Permitted Gals. per day _____			
Type of Source _____	PURCHASED WATER (SEE W-4)		

WATER TREATMENT FACILITIES

List for each Water Treatment Facility:	NOT APPLICABLE		
Type _____	_____	_____	_____
Make _____	_____	_____	_____
Permitted Capacity (GPD) _____	_____	_____	_____
High service pumping	_____	_____	_____
Gallons per minute _____	_____	_____	_____
Reverse Osmosis _____	_____	_____	_____
Lime Treatment	_____	_____	_____
Unit Rating _____	_____	_____	_____
Filtration	_____	_____	_____
Pressure Sq. Ft. _____	_____	_____	_____
Gravity GPD/Sq.Ft. _____	_____	_____	_____
Disinfection	_____	_____	_____
Chlorinator _____	_____	_____	_____
Ozone _____	_____	_____	_____
Other _____	_____	_____	_____
Auxiliary Power _____	_____	_____	_____

UTILITY NAME: Regency Utilities, Inc.

YEAR OF REPORT
DECEMBER 31, 2010

SYSTEM NAME: _____

GENERAL WATER SYSTEM INFORMATION

Furnish information below for each system. A separate page should be supplied where necessary.

1. Present ERC's * the system can efficiently serve. **NOT APPLICABLE**
2. Maximum number of ERCs * which can be served. **NOT APPLICABLE**
3. Present system connection capacity (in ERCs *) using existing lines. **NOT APPLICABLE**
4. Future connection capacity (in ERCs *) upon service area buildout. **NOT APPLICABLE**
5. Estimated annual increase in ERCs *. **NOT APPLICABLE**
6. Is the utility required to have fire flow capacity? **1500 GPM**
If so, how much capacity is required? _____
7. Attach a description of the fire fighting facilities. **SEE ATTACHED**
8. Describe any plans and estimated completion dates for any enlargements or improvements of this system.

9. When did the company last file a capacity analysis report with the DEP? **NOT APPLICABLE**
10. If the present system does not meet the requirements of DEP rules, submit the following:
 - a. Attach a description of the plant upgrade necessary to meet the DEP rules.
 - b. Have these plans been approved by DEP? **NOT APPLICABLE**
 - c. When will construction begin? _____
 - d. Attach plans for funding the required upgrading.
 - e. Is this system under any Consent Order with DEP? _____
11. Department of Environmental Protection ID # **NOT APPLICABLE**
12. Water Management District Consumptive Use Permit # **NOT APPLICABLE**
 - a. Is the system in compliance with the requirements of the CUP? _____
 - b. If not, what are the utility's plans to gain compliance? _____

* An ERC is determined based on one of the following methods:

(a) If actual flow data are available from the preceding 12 months:

Divide the total annual single family residence (SFR) gallons sold by the average number of single family residents (SFR) gallons sold by the average number of single family residence customers for the same period and divide the result by 365 days.

(b) If no historical flow data are available use:

ERC = (Total SFR gallons sold (omit 000/365 days/350 gallons per day).

**WASTEWATER
OPERATING
SECTION**

UTILITY NAME: Regency Utilities, Inc.

YEAR OF REPORT DECEMBER 31, 2010

WASTEWATER UTILITY PLANT ACCOUNTS

Acct. No. (a)	Account Name (b)	Previous Year (c)	Additions (d)	Retirements (e)	Current Year (f)
351	Organization_____	\$ _____	\$ _____	\$ _____	\$ _____
352	Franchises_____	_____	_____	_____	_____
353	Land and Land Rights_____	_____	_____	_____	_____
354	Structures and Improvements_____	_____	_____	_____	_____
355	Power Generation Equipment_____	_____	_____	_____	_____
360	Collection Sewers - Force_____	30,260	_____	_____	30,260
361	Collection Sewers - Gravity_____	_____	_____	_____	_____
362	Special Collecting Structures_____	_____	_____	_____	_____
363	Services to Customers_____	6,682	_____	_____	6,682
364	Flow Measuring Devices_____	_____	_____	_____	_____
365	Flow Measuring Installations_____	_____	_____	_____	_____
370	Receiving Wells_____	_____	_____	_____	_____
371	Pumping Equipment_____	_____	_____	_____	_____
380	Treatment and Disposal Equipment_____	_____	_____	_____	_____
381	Plant Sewers_____	_____	_____	_____	_____
382	Outfall Sewer Lines_____	_____	_____	_____	_____
389	Other Plant and Miscellaneous Equipment_____	_____	_____	_____	_____
390	Office Furniture and Equipment_____	_____	_____	_____	_____
391	Transportation Equipment_____	_____	_____	_____	_____
392	Stores Equipment_____	_____	_____	_____	_____
393	Tools, Shop and Garage Equipment_____	_____	_____	_____	_____
394	Laboratory Equipment_____	_____	_____	_____	_____
395	Power Operated Equipment_____	_____	_____	_____	_____
396	Communication Equipment_____	_____	_____	_____	_____
397	Miscellaneous Equipment_____	_____	_____	_____	_____
398	Other Tangible Plant_____	_____	_____	_____	_____
	Total Wastewater Plant_____	\$ 36,942	\$ _____	\$ _____	\$ 36,942 *

* This amount should tie to sheet F-5.

UTILITY NAME: Regency Utilities, Inc.

YEAR OF REPORT
DECEMBER 31, 2010

ANALYSIS OF ACCUMULATED DEPRECIATION BY PRIMARY ACCOUNT - WASTEWATER

Acct. No. (a)	Account (b)	Average Service Life in Years (c)	Average Salvage in Percent (d)	Depr. Rate Applied (e)	Accumulated Depreciation Balance Previous Year (f)	Debits (g)	Credits (h)	Accum. Depr. Balance End of Year (f-g+h=i) (i)
354	Structures and Improvements		%	%	\$	\$	\$	\$
355	Power Generation Equipment		%	%				
360	Collection Sewers - Force		%	%	(28,845)		618	(29,463)
361	Collection Sewers - Gravity		%	%				
362	Special Collecting Structures		%	%	(2,838)		267	(3,105)
363	Services to Customers		%	%				
364	Flow Measuring Devices		%	%				
365	Flow Measuring Installations		%	%				
370	Receiving Wells		%	%				
371	Pumping Equipment		%	%				
380	Treatment and Disposal Equipment		%	%				
381	Plant Sewers		%	%				
382	Outfall Sewer Lines		%	%				
389	Other Plant and Miscellaneous Equipment		%	%				
390	Office Furniture and Equipment		%	%				
391	Transportation Equipment		%	%				
392	Stores Equipment		%	%				
393	Tools, Shop and Garage Equipment		%	%				
394	Laboratory Equipment		%	%				
395	Power Operated Equipment		%	%				
396	Communication Equipment		%	%				
397	Miscellaneous Equipment		%	%				
398	Other Tangible Plant		%	%				
	Totals				\$ (31,683)	\$ -	\$ 885	\$ (32,568) *

* This amount should tie to Sheet F-5.

UTILITY NAME: Regency Utilities, Inc.

YEAR OF REPORT DECEMBER 31, 2010

WASTEWATER OPERATION AND MAINTENANCE EXPENSE

Acct. No.	Account Name	Amount
701	Salaries and Wages - Employees_____	\$ 7,478
703	Salaries and Wages - Officers, Directors, and Majority Stockholders_____	2,413
704	Employee Pensions and Benefits_____	3,659
710	Purchased Wastewater Treatment_____	65,546
711	Sludge Removal Expense_____	
715	Purchased Power_____	
716	Fuel for Power Production_____	
718	Chemicals_____	
720	Materials and Supplies_____	
730	Contractual Services:	
	Billing_____	
	Professional_____	17,994
	Testing_____	
	Other_____	
740	Rents_____	5,524
750	Transportation Expense_____	
755	Insurance Expense_____	6,906
765	Regulatory Commission Expenses (Amortized Rate Case Expense)_____	
770	Bad Debt Expense_____	1,720
775	Miscellaneous Expenses_____	18,589
	Total Wastewater Operation And Maintenance Expense_____	\$ 129,829 *

* This amount should tie to Sheet F-3.

WASTEWATER CUSTOMERS

Description (a)	Type of Meter ** (b)	Equivalent Factor (c)	Number of Active Customers		Total Number of Meter Equivalents (c x e) (f)	
			Start of Year (d)	End of Year (e)		
Residential Service						
All meter sizes	D	1.0				
General Service						
5/8"	D	1.0	103	98	98	
3/4"	D	1.5	3	3	5	
1"	D	2.5	19	19	48	
1 1/2"	D,T	5.0	3	1	5	
2"	D,C,T	8.0	4	4	32	
3"	D	15.0	2	3	45	
3"	C	16.0				
3"	T	17.5				
Unmetered Customers		30.0	2	2	60	
Other (Specify) 4"		62.5	-	-	-	
6"						
** D = Displacement C = Compound T = Turbine			Total	136	130	293

UTILITY NAME: Regency Utilities, Inc.

YEAR OF REPORT DECEMBER 31, 2010

PUMPING EQUIPMENT

Lift Station Number _____ Make or Type and nameplate data on pump _____ <hr/> Year installed _____ Rated capacity _____ Size _____ Power: Electric _____ Mechanical _____ Nameplate data of motor _____	_____	_____	_____	_____	_____	_____
	SEE ARCADIS REPORT UNDER W-4					
	_____	_____	_____	_____	_____	_____
	_____	_____	_____	_____	_____	_____
	_____	_____	_____	_____	_____	_____
	_____	_____	_____	_____	_____	_____
	_____	_____	_____	_____	_____	_____
	_____	_____	_____	_____	_____	_____
	_____	_____	_____	_____	_____	_____
	_____	_____	_____	_____	_____	_____

SERVICE CONNECTIONS

Size (inches) _____ Type (PVC, VCP, etc.) _____ Average length _____ Number of active service connections _____ Beginning of year _____ Added during year _____ Retired during year _____ End of year _____ Give full particulars concerning inactive connections _____	_____	_____	_____	_____	_____	_____
	_____	_____	_____	_____	_____	_____
	_____	_____	_____	_____	_____	_____
	_____	_____	_____	_____	_____	_____
	_____	_____	_____	_____	_____	_____
	_____	_____	_____	_____	_____	_____
	_____	_____	_____	_____	_____	_____
	_____	_____	_____	_____	_____	_____
	_____	_____	_____	_____	_____	_____
	_____	_____	_____	_____	_____	_____

COLLECTING AND FORCE MAINS

	Collecting Mains				Force Mains			
Size (inches) _____	_____	_____	_____	_____	_____	_____	_____	_____
Type of main _____	_____	_____	_____	_____	_____	_____	_____	_____
Length of main (nearest foot) _____	_____	_____	_____	_____	_____	_____	_____	_____
Beginning of year _____	_____	_____	_____	_____	_____	_____	_____	_____
Added during year _____	_____	_____	_____	_____	_____	_____	_____	_____
Retired during year _____	_____	_____	_____	_____	_____	_____	_____	_____
End of year _____	_____	_____	_____	_____	_____	_____	_____	_____

MANHOLES

Size (inches) _____	_____	_____	_____	_____
Type of Manhole _____	_____	_____	_____	_____
Number of Manholes:				
Beginning of year _____	_____	_____	_____	_____
Added during year _____	_____	_____	_____	_____
Retired during year _____	_____	_____	_____	_____
End of Year _____	_____	_____	_____	_____

UTILITY NAME: Regency Utilities, Inc.

YEAR OF REPORT DECEMBER 31, 2010

SYSTEM NAME: _____

TREATMENT PLANT NOT APPLICABLE

Manufacturer_____			
Type_____			
"Steel" or "Concrete"_____			
Total Permitted Capacity_____			
Average Daily Flow_____			
Method of Effluent Disposal_____			
Permitted Capacity of Disposal_____			
Total Gallons of Wastewater treated_____			

MASTER LIFT STATION PUMPS NOT APPLICABLE

Manufacturer_____						
Capacity (GPM's)_____						
Motor:						
Manufacturer_____						
Horsepower_____						
Power (Electric or Mechanical)_____						

PUMPING WASTEWATER STATISTICS

Months	Gallons of Treated Wastewater	Effluent Reuse Gallons to Customers	Effluent Gallons Disposed of on site
January_____	1,321		
February_____	1,289		
March_____	1,080		
April_____	1,099		
May_____	1,259		
June_____	1,435		
July_____	1,336		
August_____	1,314		
September_____	1,502		
October_____	1,790		
November_____	1,114		
December_____	1,285		
Total for year_____	15,824		

If Wastewater Treatment is purchased, indicate the vendor: JEA

SYSTEM NAME: _____

GENERAL WASTEWATER SYSTEM INFORMATION NOT APPLICABLE

Furnish information below for each system. A separate page should be supplied where necessary.

1. Present number of ERCs* now being served. _____
2. Maximum number of ERCs* which can be served. _____
3. Present system connection capacity (in ERCs*) using existing lines. _____
4. Future connection capacity (in ERCs*) upon service area buildout. _____
5. Estimated annual increase in ERCs*. _____
6. Describe any plans and estimated completion dates for any enlargements or improvements of this system

7. If the utility uses reuse as a means of effluent disposal, provide a list of the reuse end users and the amount of reuse provided to each, if known.
8. If the utility does not engage in reuse, has a reuse feasibility study been completed? _____
 If so, when? _____
9. Has the utility been required by the DEP or water management district to implement reuse? _____
 If so, what are the utility's plans to comply with this requirement? _____

10. When did the company last file a capacity analysis report with the DEP? _____
11. If the present system does not meet the requirements of DEP rules, submit the following:
 - a. Attach a description of the plant upgrade necessary to meet the DEP rules.
 - b. Have these plans been approved by DEP? _____
 - c. When will construction begin? _____
 - d. Attach plans for funding the required upgrading.
 - e. Is this system under any Consent Order with DEP? _____
12. Department of Environmental Protection ID # _____

* An ERC is determined based on one of the following methods:
 (a) If actual flow data are available from the preceding 12 months:
 Divide the total annual single family residence (SFR) gallons sold by the average number of single family residents (SFR) gallons sold by the average number of single family residence customers for the same period and divide the result by 365 days.
 (b) If no historical flow data are available use:
 $ERC = (Total\ SFR\ gallons\ sold\ (omit\ 000/365\ days/280\ gallons\ per\ day)).$

UTILITY NAME: Regency Utilities, Inc.

YEAR OF REPORT
DECEMBER 31, 2010

CERTIFICATION OF ANNUAL REPORT

I HEREBY CERTIFY, to the best of my knowledge and belief:

- | | | | |
|--|--------------------------------|----|--|
| YES
<input checked="" type="checkbox"/> | NO
<input type="checkbox"/> | 1. | The utility is in substantial compliance with the Uniform System of Accounts prescribed by the Florida Public Service Commission in Rule 25-30.115 (1), Florida Administrative Code. |
| YES
<input checked="" type="checkbox"/> | NO
<input type="checkbox"/> | 2. | The utility is in substantial compliance with all applicable rules and orders of the Florida Public Service Commission. |
| YES
<input checked="" type="checkbox"/> | NO
<input type="checkbox"/> | 3. | There have been no communications from regulatory agencies concerning noncompliance with, or deficiencies in, financial reporting practices that could have a material effect on the financial statement of the utility. |
| YES
<input checked="" type="checkbox"/> | NO
<input type="checkbox"/> | 4. | The annual report fairly represents the financial condition and results of operations of the respondent for the period presented and other information and statements presented in the report as to the business affairs of the respondent are true, correct, and complete for the period for which it represents. |

Items Certified

1. 2. 3. 4.



(signature of chief executive officer of the utility) *

Date:

3/28/11

1. 2. 3. 4.



(signature of chief financial officer of the utility) *

Date:

3/25/11

* Each of the four items must be certified YES or NO. Each item need not be certified by both officers. The items being certified by the officer should be indicated in the appropriate area to the left of the signature.

Notice: Section 837.06, Florida Statutes, provides that any person who knowingly makes a false statement in writing with the intent to mislead a public servant in the performance of his duty shall be guilty of a misdemeanor of the second degree.

**Regulation of Revenue to
Regulatory Assessment Fee Revenue
Water Operations
Class C**

Company Regency Utilities, Inc.

For the Year Ended December 31, 2010

Accounts	(b) Gross Water Revenues Per Sch. F-3	(c) Gross Water Revenues Per RAF Return	(d) Difference (b) - (c)
Gross Revenue:			
Residential	\$ 160,856	\$ 160,856	\$ -
Commercial	_____	_____	_____
Industrial	_____	_____	_____
Multiple Family	_____	_____	_____
Guaranteed Revenues	_____	_____	_____
Other	_____	_____	_____
Total Water Operating Revenue	\$ 160,856	\$ 160,856	\$ -
Less: Expense for Purchased Water from FPSC-Regulated Utility	_____	_____	_____
Net Water Operating Revenue	\$ 160,856	160,856	-

Explanations:

Instructions:

For the current year, reconcile the gross water revenues reported on Schedule F-3 with the gross water revenues reported on the company's regulatory assessment fee return. Explain any differences reported in column (d).

**Regulation of Revenue to
Regulatory Assessment Fee Revenue
Wastewater Operations
Class C**

Company Regency Utilities, Inc.

For the Year Ended December 31, 2010

Accounts	(b) Gross Wastewater Revenues Per Sch. F-3	(c) Gross Wastewater Revenues Per RAF Return	(d) Difference (b) - (c)
Gross Revenue:			
Residential	\$ 94,471	\$ 94,471	\$ -
Commercial	_____	_____	_____
Industrial	_____	_____	_____
Multiple Family	_____	_____	_____
Guaranteed Revenues	_____	_____	_____
Other	_____	_____	_____
Total Wastewater Operating Revenue	\$ 94,471	\$ 94,471	\$ -
Less: Expense for Purchased Wastewater from FPSC-Regulated Utility	_____	_____	_____
Net Wastewater Operating Revenue	\$ 94,471	94,471	-

Explanations:

Instructions:

For the current year, reconcile the gross wastewater revenues reported on Schedule F-3 with the gross wastewater revenues reported on the company's regulatory assessment fee return. Explain any differences reported in column (d).