

CLASS "A" OR "B"

WATER AND/OR WASTEWATER UTILITIES
(Gross Revenue of More Than \$200,000 Each)

ANNUAL REPORT

OF

WU193-10-AR

PLACID LAKES UTILITIES, INC.

Exact Legal Name of Respondent

Certificate Number(s)

Submitted To The

STATE OF FLORIDA

REGULATION

11 APR -1 AM 7:29

RECEIVED

PUBLIC SERVICE COMMISSION

FOR THE

YEAR ENDED DECEMBER 31, 2010

GENERAL INSTRUCTIONS

1. Prepare this report in conformity with the 1996 National Association of Regulatory Utility Commissioners Uniform System of Accounts for Water and/or Wastewater Utilities (USOA).
2. Interpret all accounting words and phrases in accordance with the USOA.
3. Complete each question fully and accurately, even if it has been answered in a previous annual report. Enter the word "None" where it truly and completely states the fact.
4. For any question, section, or page which is not applicable to the respondent, enter the words "Not Applicable". Do not omit any pages.
5. Where dates are called for, the month and day should be stated as well as the year.
6. All schedules requiring dollar entries should be rounded to the nearest dollar unless otherwise specifically indicated.
7. Complete this report by means which result in a permanent record, such as by computer or typewriter.
8. If there is not enough room on any schedule, an additional page or pages may be added; provided the format of the added schedule matches the format of the schedule with not enough room. Such a schedule should reference the appropriate schedules, state the name of the utility, and state the year of the report.
9. If it is necessary or desirable to insert additional statements for the purpose of further explanation of schedules, such statement should be made at the bottom of the page or an additional page inserted. Any additional pages should state the name of the utility, the year of the report, and reference the appropriate schedule.
10. For water and wastewater utilities with more than one rate group and/or system, water and wastewater pages should be completed for each rate group and/or system group. These pages should be grouped together and tabbed by rate group and/or system.
11. All other water and wastewater operations not regulated by the Commission and other regulated industries should be reported as "Other than Reporting Systems".
12. Financial information for multiple systems charging rates which are covered under the same tariff should be reported as one system. However, the engineering data must be reported by individual system.
13. For water and wastewater utilities with more than one system, one (1) copy of workpapers showing the consolidation of systems for the operating sections, should be filed with the annual report.
14. The report should be filled out in quadruplicate and the original and two copies returned by March 31, of the year following the date of the report. The report should be returned to:

**Florida Public Service Commission
Division of Water and Wastewater
2540 Shumard Oak Boulevard
Tallahassee, Florida 32399-0873**

The fourth copy should be retained by the utility.

TABLE OF CONTENTS

SCHEDULE	PAGE	SCHEDULE	PAGE
EXECUTIVE SUMMARY			
Certification	E-1	Business Contracts with Officers, Directors and Affiliates	E-7
General Information	E-2	Affiliation of Officers & Directors	E-8
Directory of Personnel Who Contact the FPSC	E-3	Businesses which are a Byproduct, Coproduct or Joint Product Result of Providing Service	E-9
Company Profile	E-4	Business Transactions with Related Parties. Part I and II	E-10
Parent / Affiliate Organization Chart	E-5		
Compensation of Officers & Directors	E-6		
FINANCIAL SECTION			
Comparative Balance Sheet - Assets and Other Debits	F-1	Unamortized Debt Discount / Expense / Premium	F-13
Comparative Balance Sheet - Equity Capital and Liabilities	F-2	Extraordinary Property Losses	F-13
Comparative Operating Statement	F-3	Miscellaneous Deferred Debits	F-14
Schedule of Year End Rate Base	F-4	Capital Stock	F-15
Schedule of Year End Capital Structure	F-5	Bonds	F-15
Capital Structure Adjustments	F-6	Statement of Retained Earnings	F-16
Utility Plant	F-7	Advances from Associated Companies	F-17
Utility Plant Acquisition Adjustments	F-7	Long Term Debt	F-17
Accumulated Depreciation	F-8	Notes Payable	F-18
Accumulated Amortization	F-8	Accounts Payable to Associated Companies	F-18
Regulatory Commission Expense - Amortization of Rate Case Expense	F-9	Accrued Interest and Expense	F-19
Nonutility Property	F-9	Misc. Current & Accrued Liabilities	F-20
Special Deposits	F-9	Advances for Construction	F-21
Investments and Special Funds	F-10	Other Deferred Credits	F-21
Accounts and Notes Receivable - Net	F-11	Contributions In Aid of Construction	F-22
Accounts Receivable from Associated Companies	F-12	Accumulated Amortization of CIAC	F-23
Notes Receivable from Associated Companies	F-12	Reconciliation of Reported Net Income with Taxable Income for Federal Income Taxes	F-23
Miscellaneous Current & Accrued Assets	F-12		

TABLE OF CONTENTS

SCHEDULE	PAGE	SCHEDULE	PAGE
WATER OPERATION SECTION			
Listing of Water System Groups	W-1	CIAC Additions / Amortization	W-8
Schedule of Year End Water Rate Base	W-2	Water Operating Revenue	W-9
Water Operating Statement	W-3	Water Utility Expense Accounts	W-10
Water Utility Plant Accounts	W-4	Pumping and Purchased Water Statistics, Source Supply	W-11
Basis for Water Depreciation Charges	W-5	Water Treatment Plant Information	W-12
Analysis of Entries in Water Depreciation Reserve	W-6	Calculation of ERC's	W-13
Contributions In Aid of Construction	W-7	Other Water System Information	W-14
WASTEWATER OPERATION SECTION			
Listing of Wastewater System Groups	S-1	Contributions In Aid of Construction	S-7
Schedule of Year End Wastewater Rate Base	S-2	CIAC Additions / Amortization	S-8
Wastewater Operating Statement	S-3	Wastewater Utility Expense Accounts	S-9
Wastewater Utility Plant Accounts	S-4	Wastewater Operating Revenue	S-10
Analysis of Entries in Wastewater Depreciation Reserve	S-5	Calculation of ERC's	S-11
Basis for Wastewater Depreciation Charges	S-6	Wastewater Treatment Plant Information	S-12
		Other Wastewater System Information	S-13

EXECUTIVE SUMMARY

UTILITY NAME: PLACID LAKES UTILITIES, INC.


YEAR OF REPORT
December 31, 2010


CERTIFICATION OF ANNUAL REPORT

I HEREBY CERTIFY, to the best of my knowledge and belief:

- | | | |
|--|--------------------------------|--|
| YES
<input checked="" type="checkbox"/> | NO
<input type="checkbox"/> | 1. The utility is in substantial compliance with the Uniform System of Accounts prescribed by the Florida Public Service Commission. |
| YES
<input checked="" type="checkbox"/> | NO
<input type="checkbox"/> | 2. The utility is in substantial compliance with all applicable rules and orders of the Florida Public Service Commission. |
| YES
<input checked="" type="checkbox"/> | NO
<input type="checkbox"/> | 3. There have been no communications from regulatory agencies concerning noncompliance with, or deficiencies in, financial reporting practices that could have a material effect on the the financial statement of the utility. |
| YES
<input checked="" type="checkbox"/> | NO
<input type="checkbox"/> | 4. The annual report fairly represents the financial condition and results of operations of the respondent for the period presented and other information and statements presented in the the report as to the business affairs of the respondent are true, correct and complete for the period for which it represents. |

Items Certified			
1.	2.	3.	4.
X	X	X	X
1.	2.	3.	4.
X	X	X	X



(Signature of Chief Executive Officer of the utility) *


(Signature of Chief Financial Officer of the utility) *

* YES or NO. Each item need not be certified by both being certified by the officer should be indicated in the appropriate area to the left of the signature.

NOTICE That any person who knowingly makes a false statement in islead a public servant in the performance of his duty shall be guilty of a misdemeanor of the second degree.

ANNUAL REPORT OF

YEAR OF REPORT
December 31, 2010

PLACID LAKES UTILITIES, INC.
(Exact Name of Utility)

County: Highlands

List below the exact mailing address of the utility for which normal correspondence should be sent:

410 Washington Boulevard NW
Lake Placid, FL 33852-6779

Telephone: 863-465-0345

E Mail Address: plcomm@embargmail.com

WEB Site:

Sunshine State One-Call of Florida, Inc. Member Number PL1020

Name and address of person to whom correspondence concerning this report should be addressed:

Peggy Ann Brewer
410 Washington Boulevard NW
Lake Placid, FL 33852-6779

Telephone: 863-465-0345

List below the address of where the utility's books and records are located:

410 Washington Boulevard NW
Lake Placid, FL 33852-6779

Telephone:

List below any groups auditing or reviewing the records and operations:

Date of original organization of the utility: June 11, 1970

Check the appropriate business entity of the utility as filed with the Internal Revenue Service

Individual Partnership Sub S Corporation 1120 Corporation

List below every corporation or person owning or holding directly or indirectly 5% or more of the voting securities of the utility:

	Name	Percent Ownership
1.	LAKE PLACID HOLDING COMPANY	100%
2.	_____	_____
3.	_____	_____
4.	_____	_____
5.	_____	_____
6.	_____	_____
7.	_____	_____
8.	_____	_____
9.	_____	_____
10.	_____	_____

UTILITY NAME: PLACID LAKES UTILITIES, INC.**COMPANY PROFILE**

Provide a brief narrative company profile which covers the following areas:

- A. Brief company history.
- B. Public services rendered.
- C. Major goals and objectives.
- D. Major operating divisions and functions.
- E. Current and projected growth patterns.
- F. Major transactions having a material effect on operations.

Placid Lakes Utilities, Inc. has served the subdivision of Placid Lakes since 1970. Our goal is to provide the best quality of water and service to our customers. As with the rest of the economy, the utility experienced slow growth this past year. The utility had only two new services in 2010. In addition, revenue is down due to the foreclosed properties in the area. More time and costs are involved in sending notices and actual shut-offs for non-payment have increased as well. We do not see any substantial increase in growth in the coming year and expect more foreclosures as unemployment remains high. The utility received a rate increase in November 2009 which had a positive effect on operations in 2010.

UTILITY NAME: PLACID LAKES UTILITIES, INC.

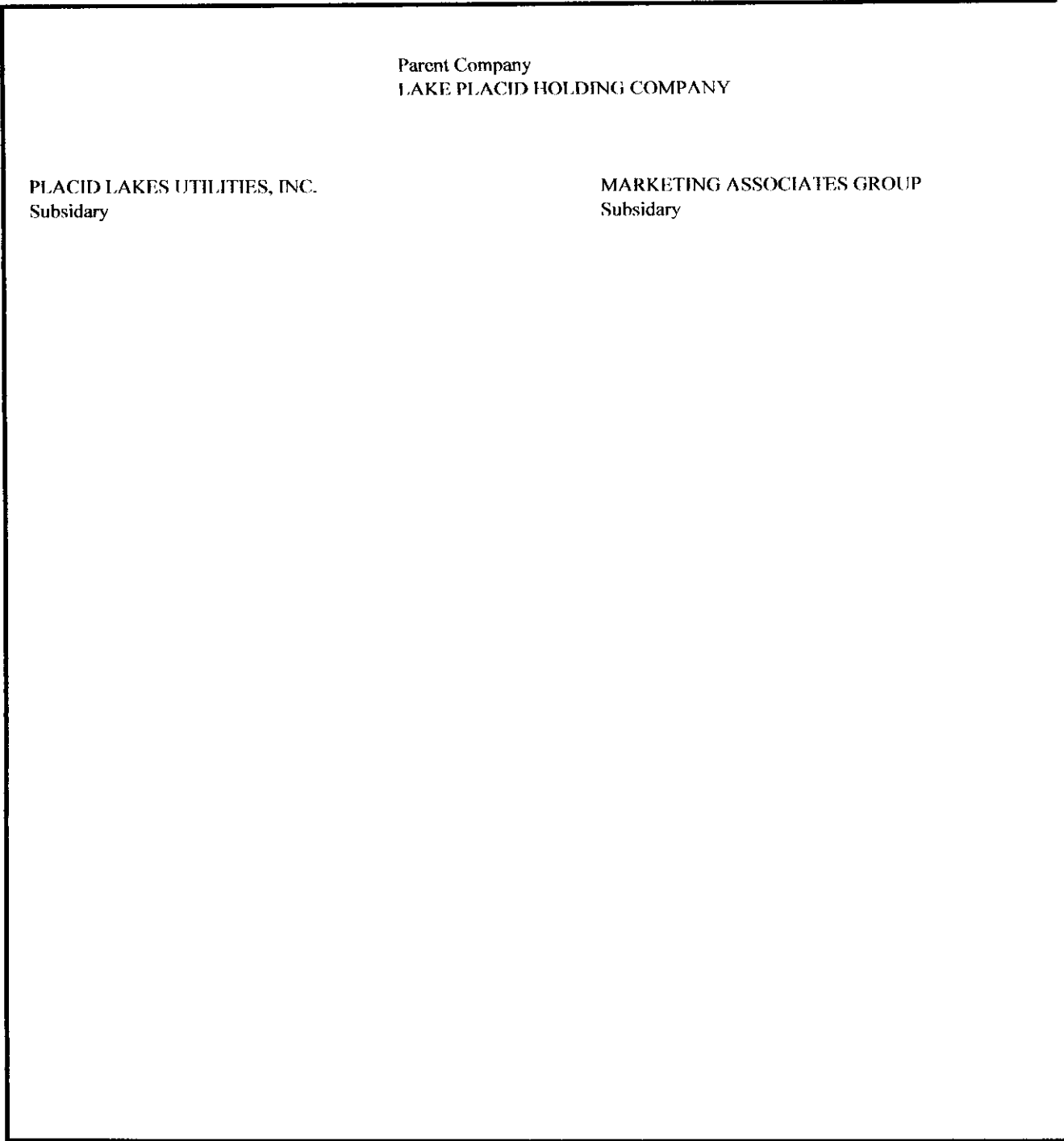
PARENT / AFFILIATE ORGANIZATION CHART

Current as of _____

12/31/2009

8

Complete below an organizational chart that show all parents, subsidiaries and affiliates of the utility.
The chart must also show the relationship between the utility and affiliates listed on E-7, E-10(a) and E-10(b).



UTILITY NAME: PLACID LAKES UTILITIES, INC.

YEAR OF REPORT 31-Dec-10

COMPENSATION OF OFFICERS

For each officer, list the time spent on respondent as an officer compared to time spent on total business activities and the compensation received as an officer from the respondent.

NAME (a)	TITLE (b)	% OF TIME SPENT AS OFFICER OF THE UTILITY (c)	OFFICERS' COMPENSATION (d)
Laura Flowsky	President	25	\$ 10,000
Peggy Ann Brewer	Vice President Secretary	50	10,000
Larry P. King	Treasurer	25	10,000

COMPENSATION OF DIRECTORS

For each director, list the number of director meetings attended by each director and the compensation received as a director from the respondent.

NAME (a)	TITLE (b)	NUMBER OF DIRECTORS' MEETINGS ATTENDED (c)	DIRECTORS' COMPENSATION (d)
Laura Flowsky	Director	12	\$ 0
Peggy Ann Brewer	Director	12	0
Larry P. King	Director	12	0

FINANCIAL SECTION

UTILITY NAME: PLACID LAKES UTILITIES, INC.

YEAR OF REPORT 31-Dec-10

**COMPARATIVE BALANCE SHEET
ASSETS AND OTHER DEBITS**

ACCT. NO. (a)	ACCOUNT NAME (b)	REF. PAGE (c)	PREVIOUS YEAR (d)	CURRENT YEAR (e)
UTILITY PLANT				
101-106	Utility Plant	F-7	\$ 2,765,583	\$ 2,811,672
108-110	Less: Accumulated Depreciation and Amortization	F-8	1,229,265	1,326,708
Net Plant			\$ 1,536,318	\$ 1,484,964
114-115	Utility Plant Acquisition adjustment (Net)	F-7		
116 *	Other Utility Plant Adjustments			
Total Net Utility Plant			\$ 1,536,318	\$ 1,484,964
OTHER PROPERTY AND INVESTMENTS				
121	Nonutility Property	F-9	\$ 55,553	\$ 55,553
122	Less: Accumulated Depreciation and Amortization		-47,773	-49,994
Net Nonutility Property			\$ 7,780	\$ 5,559
123	Investment In Associated Companies	F-10		
124	Utility Investments	F-10		
125	Other Investments	F-10		
126-127	Special Funds	F-10		
Total Other Property & Investments			\$ 7,780	\$ 5,559
CURRENT AND ACCRUED ASSETS				
131	Cash		\$ 43,825	\$ 47,626
132	Special Deposits	F-9		
133	Other Special Deposits	F-9		
134	Working Funds			
135	Temporary Cash Investments			
141-144	Accounts and Notes Receivable, Less Accumulated Provision for Uncollectible Accounts	F-11	86,774	57,348
145	Accounts Receivable from Associated Companies	F-12		
146	Notes Receivable from Associated Companies	F-12		
151-153	Material and Supplies		64,876	62,133
161	Stores Expense			
162	Prepayments		33,836	24,460
171	Accrued Interest and Dividends Receivable			
172 *	Rents Receivable			
173 *	Accrued Utility Revenues			
174	Misc. Current and Accrued Assets	F-12		
Total Current and Accrued Assets			\$ 229,311	\$ 191,567

* Not Applicable for Class B Utilities

UTILITY NAME: PLACID LAKES UTILITIES, INC.

YEAR OF REPORT 31-Dec-10

**COMPARATIVE BALANCE SHEET
ASSETS AND OTHER DEBITS**

ACCT. NO. (a)	ACCOUNT NAME (b)	REF. PAGE (c)	PREVIOUS YEAR (d)	CURRENT YEAR (e)
DEFERRED DEBITS				
181	Unamortized Debt Discount & Expense	F-13	\$ _____	\$ _____
182	Extraordinary Property Losses	F-13	_____	_____
183	Preliminary Survey & Investigation Charges		_____	_____
184	Clearing Accounts		_____	_____
185 *	Temporary Facilities		_____	_____
186	Misc. Deferred Debits	F-14	71,373	47,582
187 *	Research & Development Expenditures		_____	_____
190	Accumulated Deferred Income Taxes		_____	_____
Total Deferred Debits			\$ <u>71,373</u>	\$ <u>47,582</u>
TOTAL ASSETS AND OTHER DEBITS			\$ <u>1,844,782</u>	\$ <u>1,729,672</u>

* Not Applicable for Class B Utilities

NOTES TO THE BALANCE SHEET

The space below is provided for important notes regarding the balance sheet.

UTILITY NAME: **PLACID LAKES UTILITIES, INC.**

**COMPARATIVE BALANCE SHEET
EQUITY CAPITAL AND LIABILITIES**

ACCT. NO. (a)	ACCOUNT NAME (b)	REF. PAGE (c)	PREVIOUS YEAR (d)	CURRENT YEAR (e)
EQUITY CAPITAL				
201	Common Stock Issued	F-15	\$ 500	\$ 500
204	Preferred Stock Issued	F-15		
202,205 *	Capital Stock Subscribed			
203,206 *	Capital Stock Liability for Conversion			
207 *	Premium on Capital Stock			
209 *	Reduction in Par or Stated Value of Capital Stock			
210 *	Gain on Resale or Cancellation of Reacquired Capital Stock			
211	Other Paid - In Capital		2,000,000	2,000,000
212	Discount On Capital Stock			
213	Capital Stock Expense			
214-215	Retained Earnings	F-16	-1,819,591	-1,813,888
216	Reacquired Capital Stock			
218	Proprietary Capital (Proprietorship and Partnership Only)			
Total Equity Capital			\$ 180,909	\$ 186,612
LONG TERM DEBT				
221	Bonds	F-15		
222 *	Reacquired Bonds			
223	Advances from Associated Companies	F-17	550,234	530,458
224	Other Long Term Debt	F-17	11,564	8,296
Total Long Term Debt			\$ 561,798	\$ 538,754
CURRENT AND ACCRUED LIABILITIES				
231	Accounts Payable		63,043	1,101
232	Notes Payable	F-18		
233	Accounts Payable to Associated Companies	F-18		
234	Notes Payable to Associated Companies	F-18		
235	Customer Deposits		16,151	16,400
236	Accrued Taxes	W/S-3	1,214	
237	Accrued Interest	F-19		
238	Accrued Dividends			
239	Matured Long Term Debt			
240	Matured Interest			
241	Miscellaneous Current & Accrued Liabilities	F-20		
Total Current & Accrued Liabilities			\$ 80,408	\$ 17,501

* Not Applicable for Class B Utilities

UTILITY NAME: PLACID LAKES UTILITIES, INC.

YEAR OF REPORT

31-Dec-10

**COMPARATIVE BALANCE SHEET
EQUITY CAPITAL AND LIABILITIES**

ACCT. NO. (a)	ACCOUNT NAME (b)	REF. PAGE (c)	PREVIOUS YEAR (d)	CURRENT YEAR (e)
DEFERRED CREDITS				
251	Unamortized Premium On Debt	F-13	\$ _____	\$ _____
252	Advances For Construction	F-20	140,813	151,308
253	Other Deferred Credits	F-21	_____	_____
255	Accumulated Deferred Investment Tax Credits		_____	_____
Total Deferred Credits			\$ <u>140,813</u>	\$ <u>151,308</u>
OPERATING RESERVES				
261	Property Insurance Reserve		\$ _____	\$ _____
262	Injuries & Damages Reserve		_____	_____
263	Pensions and Benefits Reserve		_____	_____
265	Miscellaneous Operating Reserves		_____	_____
Total Operating Reserves			\$ _____	\$ _____
CONTRIBUTIONS IN AID OF CONSTRUCTION				
271	Contributions in Aid of Construction	F-22	\$ 1,686,698	\$ 1,692,876
272	Accumulated Amortization of Contributions in Aid of Construction	F-22	-805,844	-857,379
Total Net C.I.A.C.			\$ <u>880,854</u>	\$ <u>835,497</u>
ACCUMULATED DEFERRED INCOME TAXES				
281	Accumulated Deferred Income Taxes - Accelerated Depreciation		\$ _____	\$ _____
282	Accumulated Deferred Income Taxes - Liberalized Depreciation		_____	_____
283	Accumulated Deferred Income Taxes - Other		_____	_____
Total Accumulated Deferred Income Tax			\$ _____	\$ _____
TOTAL EQUITY CAPITAL AND LIABILITIES			\$ <u>1,844,782</u>	\$ <u>1,729,672</u>

UTILITY NAME: PLACID LAKES UTILITIES, INC.

YEAR OF REPORT 31-Dec-10

COMPARATIVE OPERATING STATEMENT

ACCT. NO. (a)	ACCOUNT NAME (b)	REF. PAGE (c)	PREVIOUS YEAR (d)	CURRENT YEAR * (e)
UTILITY OPERATING INCOME				
400	Operating Revenues	F-3(b)	\$ 580,791	\$ 662,009
469, 530	Less: Guaranteed Revenue and AFPI	F-3(b)	3,408	1,136
Net Operating Revenues			\$ 577,383	\$ 660,873
401	Operating Expenses	F-3(b)	\$ 461,357	\$ 508,434
403	Depreciation Expense:	F-3(b)	\$ 96,077	\$ 97,545
	Less: Amortization of CIAC	F-22	51,140	51,535
Net Depreciation Expense			\$ 44,937	\$ 46,010
406	Amortization of Utility Plant Acquisition Adjustment	F-3(b)		
407	Amortization Expense (Other than CIAC)	F-3(b)		
408	Taxes Other Than Income	W/S-3	69,979	70,850
409	Current Income Taxes	W/S-3		0
410.10	Deferred Federal Income Taxes	W/S-3		0
410.11	Deferred State Income Taxes	W/S-3		0
411.10	Provision for Deferred Income Taxes - Credit	W/S-3		0
412.10	Investment Tax Credits Deferred to Future Periods	W/S-3		0
412.11	Investment Tax Credits Restored to Operating Income	W/S-3		0
Utility Operating Expenses			\$ 576,273	\$ 625,294
Net Utility Operating Income			\$ 1,110	\$ 35,579
469, 530	Add Back: Guaranteed Revenue and AFPI	F-3(b)	3,408	1,136
413	Income From Utility Plant Leased to Others			
414	Gains (losses) From Disposition of Utility Property			
420	Allowance for Funds Used During Construction			
Total Utility Operating Income [Enter here and on Page F-3(c)]			\$ 4,518	\$ 36,715

* For each account, Column e should agree with Columns f, g and h on F-3(b)

COMPARATIVE OPERATING STATEMENT (Cont'd)

WATER SCHEDULE W-3 * (f)	WASTEWATER SCHEDULE S-3 * (g)	OTHER THAN REPORTING SYSTEMS (h)
\$ <u>662,009</u> <u>1,136</u>	\$ _____	\$ _____
\$ <u>660,873</u>	\$ _____	\$ _____
\$ <u>508,434</u>	\$ _____	\$ _____
<u>97,545</u> <u>51,535</u>	<u>0</u>	_____
\$ <u>46,010</u>	\$ _____	\$ _____
_____ <u>70,850</u> _____ _____ _____	_____ _____ _____ _____ _____	_____ _____ _____ _____ _____
\$ <u>625,294</u>	\$ _____	\$ _____
\$ <u>35,579</u>	\$ _____	\$ _____
<u>1,136</u> _____ _____	_____ _____ _____	_____ _____ _____
\$ <u>36,715</u>	\$ _____	\$ _____

* Total of Schedules W-3 / S-3 for all rate groups.

COMPARATIVE OPERATING STATEMENT (Cont'd)

ACCT. NO. (a)	ACCOUNT NAME (b)	REF. PAGE (c)	PREVIOUS YEAR (d)	CURRENT YEAR (e)
Total Utility Operating Income [from page F-3(a)]			\$ 4,518	\$ 36,715
OTHER INCOME AND DEDUCTIONS				
415	Revenues-Merchandising, Jobbing, and Contract Deductions		\$ _____	\$ _____
416	Costs & Expenses of Merchandising Jobbing, and Contract Work		_____	_____
419	Interest and Dividend Income		_____	_____
421	Nonutility Income		23,273	29,012
426	Miscellaneous Nonutility Expenses		-28,705	-21,072
Total Other Income and Deductions			\$ -5,432	\$ 7,940
TAXES APPLICABLE TO OTHER INCOME				
408.20	Taxes Other Than Income		\$ _____	\$ _____
409.20	Income Taxes		_____	_____
410.20	Provision for Deferred Income Taxes		_____	_____
411.20	Provision for Deferred Income Taxes - Credit		_____	_____
412.20	Investment Tax Credits - Net		_____	_____
412.30	Investment Tax Credits Restored to Operating Income		_____	_____
Total Taxes Applicable To Other Income			\$ _____	\$ _____
INTEREST EXPENSE				
427	Interest Expense	F-19	\$ 15,464	\$ 15,720
428	Amortization of Debt Discount & Expense	F-13	_____	_____
429	Amortization of Premium on Debt	F-13	_____	_____
Total Interest Expense			\$ 15,464	\$ 15,720
EXTRAORDINARY ITEMS				
433	Extraordinary Income		\$ _____	\$ _____
434	Extraordinary Deductions		_____	_____
409.30	Income Taxes, Extraordinary Items		_____	_____
Total Extraordinary Items			\$ _____	\$ _____
NET INCOME			\$ -16,378	\$ 28,935

Explain Extraordinary Income:

UTILITY NAME: **PLACID LAKES UTILITIES, INC.**

YEAR OF REPORT 31-Dec-10

SCHEDULE OF YEAR END RATE BASE

ACCT. NO. (a)	ACCOUNT NAME (b)	REF. PAGE (c)	WATER UTILITY (d)	WASTEWATER UTILITY (e)
101	Utility Plant In Service	F-7	\$ 2,811,672	\$
	Less:			
	Nonused and Useful Plant (1)		221,258	
108	Accumulated Depreciation	F-8	1,326,708	0
110	Accumulated Amortization	F-8	0	0
271	Contributions In Aid of Construction	F-22	1,692,876	0
252	Advances for Construction	F-20		
Subtotal			\$ -429,170	\$
	Add:			
272	Accumulated Amortization of Contributions in Aid of Construction	F-22	857,379	0
Subtotal			\$ 428,209	\$
	Plus or Minus:			
114	Acquisition Adjustments (2)	F-7		
115	Accumulated Amortization of Acquisition Adjustments (2)	F-7		
	Working Capital Allowance (3)		63,554	
	Other (Specify):			

RATE BASE			\$ 491,763	\$
NET UTILITY OPERATING INCOME			\$ 35,579	\$
ACHIEVED RATE OF RETURN (Operating Income / Rate Base)			7.23%	\$

NOTES :

- (1) _____ used in the last rate proceeding.
 - (2) _____s that have been approved by the Commission.
 - (3) _____ with last rate proceeding.
- _____, Class A utilities will use the Balance Sheet Method and One-eighth Operating and Maintenance Expense Method.

UTILITY NAME: **PLACID LAKES UTILITIES, INC.**

YEAR OF REPORT
31-Dec-10

**SCHEDULE OF CURRENT COST OF CAPITAL
CONSISTENT WITH THE METHODOLOGY USED IN THE LAST RATE PROCEEDING (1)**

CLASS OF CAPITAL (a)	DOLLAR AMOUNT (2) (b)	PERCENTAGE OF CAPITAL (c)	ACTUAL COST RATES (3) (d)	WEIGHTED COST (c x d) (e)
Common Equity	\$ 181,053	24.95%	9.67%	2.41%
Preferred Stock				
Long Term Debt	528,127	72.79%	9.67%	7.04%
Customer Deposits	16,400	2.26%	6.00%	0.14%
Tax Credits - Zero Cost				
Tax Credits - Weighted Cost				
Deferred Income Taxes				
Other (Explain)				
Total	\$ 725,580	100.00%		9.59%

(1) If the utility's capital structure is not used, explain which capital structure is used.

(2) Should equal amounts on Schedule F-6, Column (g).

(3) Mid-point of the last authorized Return On Equity or current leverage formula if none has been established.

Must be calculated using the same methodology used in the last rate proceeding using current annual report year end amounts and cost rates.

APPROVED RETURN ON EQUITY

Current ██████████ Return on Equity:	9.67%
Commission ██████████ Return on Equity:	PSC-09-0632-PAA-WU

APPROVED AFUDC RATE

COMPLETION ONLY REQUIRED IF AFUDC WAS CHARGED DURING YEAR

Current ██████████ approved AFUDC rate:	_____ %
Comm ██████████ roving AFUDC rate:	_____

If any utility capitalized any charge in lieu of AFUDC (such as interest only), state the basis of the charge, an explanation as to why AFUDC was not charged and the percentage capitalized.

UTILITY NAME: PLACID LAKES UTILITIES, INC.

YEAR OF REPORT 31-Dec-10

**UTILITY PLANT
ACCOUNTS 101 - 106**

ACCT. (a)	DESCRIPTION (b)	WATER (c)	WASTEWATER (d)	OTHER THAN REPORTING SYSTEMS (e)	TOTAL (f)
101	Plant Accounts: Utility Plant In Service	\$ 2,811,672	\$ _____	\$ _____	\$ 2,811,672
102	Utility Plant Leased to Other	_____	_____	_____	_____
103	Property Held for Future Use	_____	_____	_____	_____
104	Utility Plant Purchased or Sold	_____	_____	_____	_____
105	Construction Work in Progress	_____	_____	_____	_____
106	Completed Construction Not Classified	_____	_____	_____	_____
	Total Utility Plant	\$ <u>2,811,672</u>	\$ <u>_____</u>	\$ <u>_____</u>	\$ <u>2,811,672</u>

**UTILITY PLANT ACQUISITION ADJUSTMENTS
ACCOUNTS 114 AND 115**

Report each acquisition adjustment and related accumulated amortization separately.
For any acquisition adjustments approved by the Commission, include the Order Number.

ACCT. (a)	DESCRIPTION (b)	WATER (c)	WASTEWATER (d)	OTHER THAN REPORTING SYSTEMS (e)	TOTAL (f)
114	Acquisition Adjustment	\$ _____	\$ _____	\$ _____	\$ _____
		_____	_____	_____	_____
		_____	_____	_____	_____
		_____	_____	_____	_____
	Total Plant Acquisition Adjustments	\$ _____	\$ _____	\$ _____	\$ _____
115	Accumulated Amortization	\$ _____	\$ _____	\$ _____	\$ _____
		_____	_____	_____	_____
		_____	_____	_____	_____
		_____	_____	_____	_____
	Total Accumulated Amortization	\$ _____	\$ _____	\$ _____	\$ _____
	Net Acquisition Adjustments	\$ <u>_____</u>	\$ <u>_____</u>	\$ <u>_____</u>	\$ <u>_____</u>

UTILITY NAME: PLACID LAKES UTILITIES, INC.

YEAR OF REPORT 31-Dec-10

ACCUMULATED DEPRECIATION (ACCT. 108) AND AMORTIZATION (ACCT. 110)

DESCRIPTION (a)	WATER (b)	WASTEWATER (c)	OTHER THAN REPORTING SYSTEMS (d)	TOTAL (e)
ACCUMULATED DEPRECIATION				
Account 108				
Balance first of year	\$ 1,229,265	\$	\$	\$ 1,229,265
Credit during year:				
Accruals charged to:				
Account 108.1 (1)	\$ 97,545	\$	\$	\$ 97,545
Account 108.2 (2)	_____	_____	_____	_____
Account 108.3 (2)	_____	_____	_____	_____
Other Accounts (specify):	_____	_____	_____	_____
_____	_____	_____	_____	_____
Salvage	_____	_____	_____	_____
Other Credits (Specify):	_____	_____	_____	_____
_____	_____	_____	_____	_____
Total Credits	\$ 97,545	\$	\$	\$ 97,545
Debits during year:				
Book cost of plant retired	_____	_____	_____	_____
Cost of Removal	-102	_____	_____	-102
Other Debits (specify):	_____	_____	_____	_____
_____	_____	_____	_____	_____
Total Debits	\$ -102	\$	\$	\$ -102
Balance end of year	<u>\$ 1,326,708</u>	<u>\$</u>	<u>\$</u>	<u>\$ 1,326,708</u>
ACCUMULATED AMORTIZATION				
Account 110				
Balance first of year	\$	\$	\$	\$
Credit during year:				
Accruals charged to:				
Account 110.2 (2)	\$ _____	\$ _____	\$ _____	\$ _____
Other Accounts (specify):	_____	_____	_____	_____
_____	_____	_____	_____	_____
Total credits	\$	\$	\$	\$
Debits during year:				
Book cost of plant retired	_____	_____	_____	_____
Other debits (specify):	_____	_____	_____	_____
_____	_____	_____	_____	_____
Total Debits	\$	\$	\$	\$
Balance end of year	<u>\$</u>	<u>\$</u>	<u>\$</u>	<u>\$</u>

- (1) Account 108 for Class B utilities.
- (2) Not applicable for Class B utilities.
- (3) Account 110 for Class B utilities.

UTILITY NAME: **PLACID LAKES UTILITIES, INC.**

YEAR OF REPORT 31-Dec-10

**REGULATORY COMMISSION EXPENSE
AMORTIZATION OF RATE CASE EXPENSE (ACCOUNTS 666 AND 766)**

DESCRIPTION OF CASE (DOCKET NO.) (a)	EXPENSE INCURRED DURING YEAR (b)	CHARGED OFF DURING YEAR	
		ACCT. (d)	AMOUNT (e)
	\$ _____	_____	\$ _____
	_____	_____	_____
Total	\$ _____	_____	\$ _____

NONUTILITY PROPERTY (ACCOUNT 121)

Report separately each item of property with a book cost of \$25,000 or more included in Account 121.
Other Items may be grouped by classes of property.

DESCRIPTION (a)	BEGINNING YEAR (b)	ADDITIONS (c)	REDUCTIONS (d)	ENDING YEAR BALANCE (e)
Wastewater Treatment Plant	\$ 55,553	\$ _____	\$ _____	\$ 55,553
	_____	_____	_____	_____
	_____	_____	_____	_____
Total Nonutility Property	\$ 55,553	\$ _____	\$ _____	\$ 55,553

SPECIAL DEPOSITS (ACCOUNTS 132 AND 133)

Report hereunder all special deposits carried in Accounts 132 and 133.

DESCRIPTION OF SPECIAL DEPOSITS (a)	YEAR END BOOK COST (b)
SPECIAL DEPOSITS (Account 132): _____ _____	\$ _____ _____
Total Special Deposits	\$ _____
OTHER SPECIAL DEPOSITS (Account 133): _____ _____	\$ _____ _____
Total Other Special Deposits	\$ _____

UTILITY NAME: PLACID LAKES UTILITIES, INC.

YEAR OF REPORT 31-Dec-10

**INVESTMENTS AND SPECIAL FUNDS
ACCOUNTS 123 - 127**

Report hereunder all investments and special funds carried in Accounts 123 through 127.

DESCRIPTION OF SECURITY OR SPECIAL FUND (a)	FACE OR PAR VALUE (b)	YEAR END BOOK COST (c)
INVESTMENT IN ASSOCIATED COMPANIES (Account 123): _____ _____ _____ _____	\$ _____ _____ _____ _____	\$ _____ _____ _____ _____
Total Investment in Associated Companies		\$ _____
UTILITY INVESTMENTS (Account 124): _____ _____ _____ _____	\$ _____ _____ _____ _____	\$ _____ _____ _____ _____
Total Utility Investment		\$ _____
OTHER INVESTMENTS (Account 125): _____ _____ _____ _____	\$ _____ _____ _____ _____	\$ _____ _____ _____ _____
Total Other Investment		\$ _____
SPECIAL FUNDS (Class A Utilities: Accounts 126 and 127; Class B Utilities: Account 127): _____ _____ _____ _____		\$ _____ _____ _____ _____
Total Special Funds		\$ _____

UTILITY NAME: PLACID LAKES UTILITIES, INC.

YEAR OF REPORT 31-Dec-10

ACCOUNTS AND NOTES RECEIVABLE - NET
ACCOUNTS 141 - 144

Report hereunder all accounts and notes receivable included in Accounts 141, 142, and 144. Amounts included in
Amounts included in Accounts 142 and 144 should be listed individually.

DESCRIPTION (a)	TOTAL (b)
ACCOUNTS RECEIVABLE (Account 141):	
Water	\$ 87,527
Wastewater	_____
Other	_____
Total Customer Accounts Receivable	\$ 87,527
NOTES RECEIVABLE (Account 142):	
_____	\$ _____
_____	_____
_____	_____
Total Other Accounts Receivable	\$ _____
NOTES RECEIVABLE (Account 144):	
_____	\$ _____
_____	_____
_____	_____
Total Notes Receivable	\$ _____
Accounts and Notes Receivable	\$ <u>87,527</u>
ADJUSTED PROVISION FOR DUPLICATE ACCOUNTS (Account 143)	
Balance first of year Prior period adjustment (See F-16)	\$ 16,810
Add: Provision for uncollectibles for current year	\$ 26,480
Collection of accounts previously written off	_____
Utility Accounts	_____
Others	_____
Total Additions	\$ 43,290
Accounts written off during year:	
Utility Accounts	13,111
Others	_____
_____	_____
Total accounts written off	\$ 13,111
Balance end of year	\$ <u>30,179</u>
TOTAL ACCOUNTS AND NOTES RECEIVABLE - NET	\$ <u>57,348</u>

UTILITY NAME: PLACID LAKES UTILITIES, INC.

YEAR OF REPORT 31-Dec-10

**UNAMORTIZED DEBT DISCOUNT AND EXPENSE AND PREMIUM ON DEBT
ACCOUNTS 181 AND 251**

Report the net discount and expense or premium separately for each security issue.

DESCRIPTION (a)	AMOUNT WRITTEN OFF DURING YEAR (b)	YEAR END BALANCE (c)
UNAMORTIZED DEBT DISCOUNT AND EXPENSE (Account 181): _____ _____ _____	\$ _____ _____ _____	\$ _____ _____ _____
Total Unamortized Debt Discount and Expense	\$ _____	\$ _____
UNAMORTIZED PREMIUM ON DEBT (Account 251): _____ _____ _____	\$ _____ _____ _____	\$ _____ _____ _____
Total Unamortized Premium on Debt	\$ _____	\$ _____

**EXTRAORDINARY PROPERTY LOSSES
ACCOUNT 182**

Report each item separately.

DESCRIPTION (a)	TOTAL (b)
_____ _____ _____	\$ _____ _____ _____
Total Extraordinary Property Losses	\$ _____

UTILITY NAME: PLACID LAKES UTILITIES, INC.

YEAR OF REPORT 31-Dec-10

**MISCELLANEOUS DEFERRED DEBITS
ACCOUNT 186**

DESCRIPTION - Provide itemized listing (a)	AMOUNT WRITTEN OFF DURING YEAR (b)	YEAR END BALANCE (c)
DEFERRED RATE CASE EXPENSE (Class A Utilities: Account 186.1)		
Legal		25,511
Engineering	\$ _____	\$ 77,771
PSC Filing Fee	_____	3,500
Customer Notices	_____	2,926
Remove Excess costs over PSC allowance	_____	-14,544
Annual Amortization	_____	-47,582
Total Deferred Rate Case Expense	\$ _____	\$ 47,582
OTHER DEFERRED DEBITS (Class A Utilities: Account 186.2):		
_____	\$ _____	\$ _____
_____	_____	_____
_____	_____	_____
_____	_____	_____
_____	_____	_____
_____	_____	_____
Total Other Deferred Debits	\$ _____	\$ _____
REGULATORY ASSETS (Class A Utilities: Account. 186.3):		
_____	\$ _____	\$ _____
_____	_____	_____
_____	_____	_____
_____	_____	_____
_____	_____	_____
_____	_____	_____
Total Regulatory Assets	\$ _____	\$ _____
TOTAL MISCELLANEOUS DEFERRED DEBITS	\$ <u>0</u>	\$ <u>47,582</u>

UTILITY NAME: PLACID LAKES UTILITIES, INC.

YEAR OF REPORT 31-Dec-10

**CAPITAL STOCK
ACCOUNTS 201 AND 204***

DESCRIPTION (a)	RATE (b)	TOTAL (c)
COMMON STOCK		
Par or stated value per share	%	\$ 1
Shares authorized		500
Shares issued and outstanding		500
Total par value of stock issued	%	\$ 500
Dividends declared per share for year	%	\$
PREFERRED STOCK		
Par or stated value per share	%	\$
Shares authorized		
Shares issued and outstanding		
Total par value of stock issued	%	\$
Dividends declared per share for year	%	\$

* Account 204 not applicable for Class B utilities.

**BONDS
ACCOUNT 221**

DESCRIPTION OF OBLIGATION (INCLUDING DATE OF ISSUE AND DATE OF MATURITY) (a)	INTEREST		PRINCIPAL AMOUNT PER BALANCE SHEET (d)
	ANNUAL RATE (b)	FIXED OR VARIABLE * (c)	
	%		\$
	%		
	%		
	%		
	%		
	%		
	%		
	%		
	%		
	%		
	%		
Total			\$

* For variable rate obligations, provide the basis for the rate. (i.e.. prime + 2%, etc.)

UTILITY NAME: PLACID LAKES UTILITIES, INC.

YEAR OF REPORT 31-Dec-10

STATEMENT OF RETAINED EARNINGS

- Dividends should be shown for each class and series of capital stock. Show amounts as dividends per share.
- Show separately the state and federal income tax effect of items shown in Account No. 439.

ACCT. NO. (a)	DESCRIPTION (b)	AMOUNTS (c)
215	Unappropriated Retained Earnings: Balance Beginning of Year	\$ -1,819,591
439	Changes to Account: Adjustments to Retained Earnings (requires Commission approval prior to use): Credits: _____	\$ _____ 0
	Total Credits:	\$ _____
	Debits: 2009 Provision for uncollectible accounts not previously recorded	\$ _____ -23,232
	Total Debits:	\$ -23,232
435	Balance Transferred from Income	\$ 28,935
436	Appropriations of Retained Earnings: _____	_____
	Total Appropriations of Retained Earnings	\$ _____
437	Dividends Declared: Preferred Stock Dividends Declared _____	_____
438	Common Stock Dividends Declared _____	_____
	Total Dividends Declared	\$ _____
215	Year end Balance	\$ -1,813,888
214	Appropriated Retained Earnings (state balance and purpose of each appropriated amount at year end): _____	_____
214	Total Appropriated Retained Earnings	\$ _____
Total Retained Earnings		\$ -1,813,888

Notes to Statement of Retained Earnings:

YEAR OF REPORT
31-Dec-10

UTILITY NAME: PLACID LAKES UTILITIES, INC.

**ACCRUED INTEREST AND EXPENSE
ACCOUNTS 237 AND 427**

DESCRIPTION OF DEBIT (a)	BALANCE BEGINNING OF YEAR (b)	INTEREST ACCRUED DURING YEAR		INTEREST PAID DURING YEAR (e)	BALANCE END OF YEAR (f)
		ACCT. DEBIT (c)	AMOUNT (d)		
ACCOUNT NO. 237.1 - Accrued Interest on Long Term Debt					
223.2 Lake Placid Holding Company-Plant Expansion	\$ 0	427	\$ 3,923	\$ 3,923	\$
223.3 Lake Placid Holding Company-Line Extension	0	427	1,615	1,615	
223.5 Lake Placid Holding Company-Operating	0	427	10,182	10,182	
223.9 Lake Placid Holding Company-Equipment	0	427	0	0	
223.4 Lake Placid Holding Company-Wastewater	0	426	1,453	1,453	
Total Account 237.1	\$		\$ 17,173	\$ 17,173	\$
ACCOUNT NO. 237.2 - Accrued Interest on Other Liabilities					
Customer Deposits	\$		\$	\$	\$
Total Account 237.2	\$		\$	\$	\$
Total Account 237 (1)	\$ 0		\$ 17,173	\$ 17,173	\$
INTEREST EXPENSED:					
Total accrual Account 237		237	\$ 17,173		(1) Must agree to F-2 (a), Beginning and Ending Balance of Accrued Interest.
Less Capitalized Interest Portion of AFUDC:			1,453		(2) Must agree to F-3 (c), Current Year Interest Expense
Less Interest Charged to Acc 426					
Net Interest Expensed to Account No. 427 (2)			\$ 15,720		

YEAR OF REPORT
31-Dec-10

UTILITY NAME: PLACID LAKES UTILITIES, INC.

MISCELLANEOUS CURRENT AND ACCRUED LIABILITIES
ACCOUNT 241

DESCRIPTION - Provide itemized listing (a)	BALANCE END OF YEAR (b)
	\$ _____
	\$ _____
	\$ _____
	\$ _____
Total Miscellaneous Current and Accrued Liabilities	\$ _____

ADVANCES FOR CONSTRUCTION
ACCOUNT 252

NAME OF PAYOR * (a)	BALANCE BEGINNING OF YEAR (b)	DEBITS		CREDITS (e)	BALANCE END OF YEAR (f)
		ACCT. DEBIT (c)	AMOUNT (d)		
Advances from customers	\$ 140,813	131.2	\$ 10,495	\$ _____	\$ 151,308
Total	\$ 140,813		\$ 10,495	\$ _____	\$ 151,308

* Report advances separately by reporting group, designating water or wastewater in column (a).

UTILITY NAME: PLACID LAKES UTILITIES, INC.

YEAR OF REPORT 31-Dec-10

**OTHER DEFERRED CREDITS
ACCOUNT 253**

DESCRIPTION - Provide itemized listing (a)	AMOUNT WRITTEN OFF DURING YEAR (b)	YEAR END BALANCE (c)
REGULATORY LIABILITIES (Class A Utilities: Account 253.1): _____ _____ _____	\$ _____ _____ _____	\$ _____ _____ _____
Total Regulatory Liabilities	\$ _____	\$ _____
OTHER DEFERRED LIABILITIES (Class A Utilities: Account 253.2): _____ _____ _____ _____ _____ _____	\$ _____ _____ _____ _____ _____ _____	\$ _____ _____ _____ _____ _____ _____
Total Other Deferred Liabilities	\$ _____	\$ _____
TOTAL OTHER DEFERRED CREDITS	\$ _____	\$ _____

UTILITY NAME: PLACID LAKES UTILITIES, INC.

YEAR OF REPORT 31-Dec-10

**CONTRIBUTIONS IN AID OF CONSTRUCTION
ACCOUNT 271**

DESCRIPTION (a)	WATER (W-7) (b)	WASTEWATER (S-7) (c)	W & WW OTHER THAN SYSTEM REPORTING (d)	TOTAL (e)
Balance first of year	\$ <u>1,686,698</u>	\$ _____	\$ _____	\$ <u>1,686,698</u>
Add credits during year:	\$ <u>6,178</u>	\$ _____	\$ _____	\$ <u>6,178</u>
Less debit charged during the year	\$ _____	\$ _____	\$ _____	\$ _____
Total Contribution In Aid of Construction	\$ <u><u>1,692,876</u></u>	\$ <u>_____</u>	\$ <u>_____</u>	\$ <u><u>1,692,876</u></u>

**ACCUMULATED AMORTIZATION OF CONTRIBUTIONS IN AID OF CONSTRUCTION
ACCOUNT 272**

DESCRIPTION (a)	WATER (W-8(a)) (b)	WASTEWATER (S-8(a)) (c)	W & WW OTHER THAN SYSTEM REPORTING (d)	TOTAL (e)
Balance first of year	\$ <u>805,844</u>	\$ _____	\$ _____	\$ <u>805,844</u>
Debits during the year:	\$ <u>51,535</u>	\$ _____	\$ _____	\$ <u>51,535</u>
Credits during the year	\$ _____	\$ _____	\$ _____	\$ _____
Total Accumulated Amortization of Contributions In Aid of Construction	\$ <u><u>857,379</u></u>	\$ <u>_____</u>	\$ <u>_____</u>	\$ <u><u>857,379</u></u>

UTILITY NAME: PLACID LAKES UTILITIES, INC.

YEAR OF REPORT 31-Dec-10

RECONCILIATION OF REPORTED NET INCOME WITH TAXABLE INCOME FOR FEDERAL INCOME TAXES (UTILITY OPERATIONS)

- The reconciliation should include the same detail as furnished on Schedule M-1 of the federal tax return for the year. The reconciliation shall be submitted even though there is no taxable income for the year. Descriptions should clearly indicate the nature of each reconciling amount and show the computations of all tax accruals.
- If the utility is a member of a group which files a consolidated federal tax return, reconcile reported net income with taxable net income as if a separate return were to be filed, indicating intercompany amounts to be eliminated in such consolidated return. State names of group members, tax assigned to each group member, and basis of allocation, assignments or sharing of the consolidated tax among the group members.

DESCRIPTION (a)	REF. NO. (b)	AMOUNT (c)
Net income for the year	F-3(c)	\$ 28,935
Reconciling items for the year:		
Taxable income not reported on books:		
_____		_____
_____		_____
_____		_____
Deductions recorded on books not deducted for return:		
CIAC amortization net		-45,357
Bad debt provision in excess of write-offs		13,369
_____		_____
_____		_____
Income recorded on books not included in return:		
_____		_____
_____		_____
_____		_____
Deduction on return not charged against book income:		
Tax depreciation over books		-12,191
_____		_____
_____		_____
_____		_____
Federal tax net income		\$ <u>-15,244</u>

Computation of tax :

**WATER
OPERATION
SECTION**

UTILITY NAME: PLACID LAKES UTILITIES, INC.

SYSTEM NAME / COUNTY : Highlands

SCHEDULE OF YEAR END WATER RATE BASE

ACCT. NO. (a)	ACCOUNT NAME (b)	REFERENCE PAGE (c)	WATER UTILITY (d)
101	Utility Plant In Service	W-4(b)	\$ 2,811,672
	Less:		
	Unused and Useful Plant (1)		221,258
108	Accumulated Depreciation	W-6(b)	1,326,708
110	Accumulated Amortization		
271	Contributions In Aid of Construction	W-7	1,692,876
252	Advances for Construction	F-20	
Subtotal			\$ -429,170
	Add:		
272	Accumulated Amortization of Contributions in Aid of Construction	W-8(a)	\$ 857,379
Subtotal			\$ 428,209
	Plus or Minus:		
114	Acquisition Adjustments (2)	F-7	
115	Amortization of Acquisition Adjustments (2)	F-7	
	Working Capital Allowance (3)		63,554
	Other (Specify):		
WATER RATE BASE			\$ 491,763
WATER OPERATING INCOME		W-3	\$ 35,579
ACHIEVED RATE OF RETURN (Water Operating Income / Water Rate Base)			<u>7.23%</u>

NOTES : Technology used in the last rate proceeding.

Acquisition Adjustments that have been approved by the Commission.

Adjustments consistent with last rate proceeding.

For the last rate proceeding, Class A utilities will use the Balance Sheet Method and Class B utilities will use the One-eighth Operating and Maintenance Expense Method.

UTILITY NAME: PLACID LAKES UTILITIES, INC.
SYSTEM NAME / COUNTY : Highlands

WATER OPERATING STATEMENT

ACCT. NO. (a)	ACCOUNT NAME (b)	REFERENCE PAGE (c)	CURRENT YEAR (d)
UTILITY OPERATING INCOME			
400	Operating Revenues	W-9	\$ 662,009
469	Less: Guaranteed Revenue and AFPI	W-9	-1,136
Net Operating Revenues			\$ 660,873
401	Operating Expenses	W-10(a)	\$ 508,434
403	Depreciation Expense	W-6(a)	97,545
	Less: Amortization of CIAC	W-8(a)	51,535
Net Depreciation Expense			\$ 46,010
406	Amortization of Utility Plant Acquisition Adjustment	F-7	
407	Amortization Expense (Other than CIAC)	F-8	
408.10	Taxes Other Than Income		28,508
	Utility Regulatory Assessment Fee		22,279
408.11	Property Taxes		16,969
408.12	Payroll Taxes		3,094
408.13	Other Taxes and Licenses		
408	Total Taxes Other Than Income		\$ 70,850
409.1	Income Taxes		
410.10	Deferred Federal Income Taxes		
410.11	Deferred State Income Taxes		
411.10	Provision for Deferred Income Taxes - Credit		
412.10	Investment Tax Credits Deferred to Future Periods		
412.11	Investment Tax Credits Restored to Operating Income		
Utility Operating Expenses			\$ 625,294
Utility Operating Income			\$ 35,579
469	Add Back: Guaranteed Revenue (and AFPI)	W-9	\$ 1,136
413	Income From Utility Plant Leased to Others		
414	Gains (losses) From Disposition of Utility Property		
420	Allowance for Funds Used During Construction		
Total Utility Operating Income			\$ 36,715

YEAR OF REPORT
31-Dec-10

UTILITY NAME: PLACID LAKES UTILITIES, INC.

SYSTEM NAME / COUNTY: Highlands

WATER UTILITY PLANT ACCOUNTS

ACCT. NO. (a)	ACCOUNT NAME (b)	PREVIOUS YEAR (c)	ADDITIONS (d)	RETIREMENTS (e)	CURRENT YEAR (f)
		\$	\$	\$	\$
301	Organization				
302	Franchises				
303	Land and Land Rights	1,000			1,000
304	Structures and Improvements	70,635			70,635
305	Collecting and Impounding Reservoirs	32,429			32,429
306	Lake, River and Other Intakes				
307	Wells and Springs	113,986			113,986
308	Infiltration Galleries and Tunnels				
309	Supply Mains	48,851			48,851
310	Power Generation Equipment	70,893			70,893
311	Pumping Equipment	126,189			126,189
320	Water Treatment Equipment	20,675			20,675
330	Distribution Reservoirs and Standpipes	260,995			260,995
331	Transmission and Distribution Mains	1,317,265	17,769		1,335,034
333	Services	234,489	7,076		241,565
334	Meters and Meter Installations	321,875	1,213	-102	322,986
335	Hydrants	33,757			33,757
336	Backflow Prevention Devices				
339	Other Plant Miscellaneous Equipment	2,698			2,698
340	Office Furniture and Equipment	30,073	134		30,207
341	Transportation Equipment	40,699			40,699
342	Stores Equipment				
343	Tools, Shop and Garage Equipment	5,330			5,330
344	Laboratory Equipment				
345	Power Operated Equipment				
346	Communication Equipment	12,478			12,478
347	Miscellaneous Equipment	21,265	20,000		41,265
348	Other Tangible Plant				
	TOTAL WATER PLANT	\$ 2,765,582	\$ 546,192	\$ -5102	\$ 2,811,672

NOTE: Any adjustments made to reclassify property from one account to another must be footnoted.

YEAR OF REPORT
31-Dec-10

UTILITY NAME: PLACID LAKES UTILITIES, INC.

SYSTEM NAME / COUNTY: Highlands

WATER UTILITY PLANT MATRIX

ACCT. NO.	ACCOUNT NAME (b)	CURRENT YEAR (c)	1. INTANGIBLE PLANT (d)	2. SOURCE OF SUPPLY AND PUMPING PLANT (e)	3. WATER TREATMENT PLANT (f)	4. TRANSMISSION AND DISTRIBUTION PLANT (g)	5. GENERAL PLANT (h)
301	Organization						
302	Franchises						
303	Land and Land Rights	1,000			1,000		
304	Structures and Improvements	70,635			70,635		
305	Collecting and Impounding Reservoirs	32,429		32,429			
306	Lake, River and Other Intakes			113,986			
307	Wells and Springs	113,986					
308	Infiltration Galleries and Tunnels						
309	Supply Mains	48,851		48,851			
310	Power Generation Equipment	70,893		70,893			
311	Pumping Equipment	126,189		126,189			
320	Water Treatment Equipment	20,675			20,675		
330	Distribution Reservoirs and Standpipes	260,995				260,995	
331	Transmission and Distribution Mains	1,335,034				1,335,034	
333	Services	241,565				241,565	
334	Meters and Meter Installations	322,986				322,986	
335	Hydrants	33,757				33,757	
336	Backflow Prevention Devices						
339	Other Plant Miscellaneous Equipment	2,698		2,698			
340	Office Furniture and Equipment	30,207					30,207
341	Transportation Equipment	40,699					40,699
342	Stores Equipment						
343	Tools, Shop and Garage Equipment	5,330					5,330
344	Laboratory Equipment						
345	Power Operated Equipment						
346	Communication Equipment	12,478					12,478
347	Miscellaneous Equipment	41,265					41,265
348	Other Tangible Plant						
	TOTAL WATER PLANT	\$ 2,811,672	\$	\$ 395,046	\$ 92,310	\$ 2,194,337	\$ 129,979

W-4(b)
GROUP

UTILITY NAME: PLACID LAKES UTILITIES, INC.

YEAR OF REPORT 31-Dec-10

SYSTEM NAME / COUNTY : Highlands

BASIS FOR WATER DEPRECIATION CHARGES

ACCT. NO. (a)	ACCOUNT NAME (b)	AVERAGE SERVICE LIFE IN YEARS (c)	AVERAGE NET SALVAGE IN PERCENT (d)	DEPRECIATION RATE APPLIED IN PERCENT (100% - d) / c (e)
304	Structures and Improvements	32		3.13%
305	Collecting and Impounding Reservoirs	50		2.00%
306	Lake, River and Other Intakes			
307	Wells and Springs	30		3.33%
308	Infiltration Galleries and Tunnels			
309	Supply Mains	35		2.86%
310	Power Generation Equipment	20		5.00%
311	Pumping Equipment	20		5.00%
320	Water Treatment Equipment	22		4.55%
330	Distribution Reservoirs and Standpipes	37		2.70%
331	Transmission and Distribution Mains	43		2.33%
333	Services	40		2.50%
334	Meters and Meter Installations	15		6.67%
335	Hydrants	45		2.22%
336	Backflow Prevention Devices			
339	Other Plant Miscellaneous Equipment	18		5.56%
340	Office Furniture and Equipment	15		6.67%
341	Transportation Equipment	6		16.67%
342	Stores Equipment			
343	Tools, Shop and Garage Equipment	16		6.25%
344	Laboratory Equipment			
345	Power Operated Equipment			
346	Communication Equipment	10		10.00%
347	Miscellaneous Equipment	15		6.67%
348	Other Tangible Plant			
Water Plant Composite Depreciation Rate *				

* If depreciation rates prescribed by this Commission are on a total composite basis, entries should be made on this line only.

YEAR OF REPORT
31-Dec-10

UTILITY NAME: PLACID LAKES UTILITIES, INC.

SYSTEM NAME / COUNTY : Highlands

ANALYSIS OF ENTRIES IN WATER ACCUMULATED DEPRECIATION

ACCT. NO. (a)	ACCOUNT NAME (b)	BALANCE AT BEGINNING OF YEAR (c)	ACCRUALS (d)	OTHER CREDITS * (e)	TOTAL CREDITS (d + e) (f)
304	Structures and Improvements	\$ 50,595	\$ 2,207		\$ 2,207
305	Collecting and Impounding Reservoirs	24,626	649		649
306	Lake, River and Other Intakes				
307	Wells and Springs	58,795	3,800		3,800
308	Infiltration Galleries and Tunnels				
309	Supply Mains	17,450	1,396		1,396
310	Power Generation Equipment	17,680	3,546		3,546
311	Pumping Equipment	68,757	6,309		6,309
320	Water Treatment Equipment	20,521	940		940
330	Distribution Reservoirs and Standpipes	86,623	7,054		7,054
331	Transmission and Distribution Mains	53,127	30,841		30,841
333	Services	54,343	5,951		5,951
334	Meters and Meter Installations	191,448	21,495		21,495
335	Hydrants	12,059	750		750
336	Backflow Prevention Devices				
339	Other Plant Miscellaneous Equipment	710	150		150
340	Office Furniture and Equipment	15,936	2,009		2,009
341	Transportation Equipment	23,794	6,783		6,783
342	Stores Equipment				
343	Tools, Shop and Garage Equipment	5,308	333		333
344	Laboratory Equipment				
345	Power Operated Equipment				
346	Communication Equipment	5,098	1,248		1,248
347	Miscellaneous Equipment	22,395	2,084		2,084
348	Other Tangible Plant				
TOTAL WATER ACCUMULATED DEPRECIATION		\$ 1,229,265	\$ 97,545	\$	\$ 97,545

* specify nature of transaction
Use () to denote reversal entries.

YEAR OF REPORT
31-Dec-10

UTILITY NAME: PLACID LAKES UTILITIES, INC.

SYSTEM NAME / COUNTY : Highlands

ANALYSIS OF ENTRIES IN WATER ACCUMULATED DEPRECIATION (CONT'D)

ACCT. NO.	ACCOUNT NAME (b)	PLANT RETIRED (g)	SALVAGE AND INSURANCE (b)	COST OF REMOVAL AND OTHER CHARGES (f)	TOTAL CHARGES (g-h+i)	BALANCE AT END OF YEAR (c+f-k) (l)
304	Structures and Improvements	\$	\$	\$	\$	\$ 52,802
305	Collecting and Impounding Reservoirs					25,275
306	Lake, River and Other Intakes					
307	Wells and Springs					62,595
308	Infiltration Galleries and Tunnels					
309	Supply Mains					18,846
310	Power Generation Equipment					21,226
311	Pumping Equipment					75,066
320	Water Treatment Equipment					21,461
330	Distribution Reservoirs and Standpipes					93,677
331	Transmission and Distribution Mains					583,968
333	Services					60,294
334	Meters and Meter Installations	-102			-102	212,841
335	Hydrants					12,809
336	Backflow Prevention Devices					860
339	Other Plant Miscellaneous Equipment					17,945
340	Office Furniture and Equipment					30,577
341	Transportation Equipment					
342	Stores Equipment					5,641
343	Tools, Shop and Garage Equipment					
344	Laboratory Equipment					
345	Power Operated Equipment					
346	Communication Equipment					6,346
347	Miscellaneous Equipment					24,479
348	Other Tangible Plant					
TOTAL WATER ACCUMULATED DEPRECIATION						\$ 1,326,708

W-6(b)
GROUP _____

UTILITY NAME:

PLACID LAKES UTILITIES, INC.

YEAR OF REPORT

31-Dec-10

SYSTEM NAME / COUNTY :

Highlands

**CONTRIBUTIONS IN AID OF CONSTRUCTION
ACCOUNT 271**

DESCRIPTION (a)	REFERENCE (b)	WATER (c)
Balance first of year		\$ <u>1,686,698</u>
Add credits during year: Contributions received from Capacity, Main Extension and Customer Connection Charges	W-8(a)	\$ <u>4359</u>
Contributions received from Developer or Contractor Agreements in cash or property	W-8(b)	<u>1819</u>
Total Credits		\$ <u>6178</u>
Less debits charged during the year (All debits charged during the year must be explained below)		\$ _____
Total Contributions In Aid of Construction		\$ <u>1,692,876</u>

If any prepaid CIAC has been collected, provide a supporting schedule showing how the amount is determined.

Explain all debits charged to Account 271 during the year below:

UTILITY NAME: PLACID LAKES UTILITIES, INC.
 SYSTEM NAME / COUNTY : Highlands

WATER CIAC SCHEDULE "A"

ADDITIONS TO CONTRIBUTIONS IN AID OF CONSTRUCTION RECEIVED FROM CAPACITY,
 MAIN EXTENSION AND CUSTOMER CONNECTION CHARGES RECEIVED DURING THE YEAR

DESCRIPTION OF CHARGE (a)	NUMBER OF CONNECTIONS (b)	CHARGE PER CONNECTION (c)	AMOUNT (d)
Meter Fees	5	\$ 283	\$ 1,415
1" Meter Fee			
Line Extension Fee	1	299	299
Plant Expansion Fee	3	315	945
Service Connect Fee	3	460	1,380
	2	160	320
Total Credits			\$ 4,359

ACCUMULATED AMORTIZATION OF WATER CONTRIBUTIONS IN AID OF CONSTRUCTION

DESCRIPTION (a)	WATER (b)
Balance first of year	\$ 805,844
Debits during the year:	
Accruals charged to Account 272	\$ 51,535
Other debits (specify):	
Total debits	\$ 51,535
Credits during the year (specify):	
	\$
Total credits	\$
Balance end of year	\$ 857,379

UTILITY NAME: PLACID LAKES UTILITIES, INC.

SYSTEM NAME / COUNTY : Highlands

WATER CIAC SCHEDULE "B"
 ADDITIONS TO CONTRIBUTIONS IN AID OF CONSTRUCTION
 RECEIVED FROM ALL DEVELOPERS OR CONTRACTORS AGREEMENTS
 WHICH CASH OR PROPERTY WAS RECEIVED DURING THE YEAR

DESCRIPTION (a)	INDICATE CASH OR PROPERTY (b)	AMOUNT (c)
Torres/Foxstar	P	551
Winslow/Atherton	P	1,268
Total Credits		\$ 1,819

UTILITY NAME: PLACID LAKES UTILITIES, INC.
 SYSTEM NAME / COUNTY : Highlands

WATER OPERATING REVENUE

ACCT. NO. (a)	DESCRIPTION (b)	BEGINNING YEAR NO. CUSTOMERS * (c)	YEAR END NUMBER OF CUSTOMERS (d)	AMOUNT (e)
Water Sales:				
460	Unmetered Water Revenue			\$
Metered Water Revenue:				
461.1	Sales to Residential Customers	1,945	1,947	624,229
461.2	Sales to Commercial Customers	31	31	27,618
461.3	Sales to Industrial Customers			
461.4	Sales to Public Authorities	1	1	273
461.5	Sales Multiple Family Dwellings			
Total Metered Sales		1,977	1,979	\$ 652,120
Fire Protection Revenue:				
462.1	Public Fire Protection	2	2	383
462.2	Private Fire Protection			
Total Fire Protection Revenue				\$ 383
464	Other Sales To Public Authorities			
465	Sales To Irrigation Customers			
466	Sales For Resale			
467	Interdepartmental Sales			
Total Water Sales		1,979	1,981	\$ 652,503
Other Water Revenues:				
469	Guaranteed Revenues (Including Allowance for Funds Prudently Invested or AFPI)			\$ 1,136
470	Forfeited Discounts			
471	Miscellaneous Service Revenues			8,370
472	Rents From Water Property			
473	Interdepartmental Rents			
474	Other Water Revenues			
Total Other Water Revenues				\$ 9,506
Total Water Operating Revenues				\$ 662,009

* Customer is defined by Rule 25-30.210(1), Florida Administrative Code.

UTILITY NAME: PLACID LAKES UTILITIES, INC.

SYSTEM NAME / COUNTY : Highlands

WATER UTILITY EXPENSE ACCOUNTS

ACCT. NO. (a)	ACCOUNT NAME (b)	CURRENT YEAR (c)	.1 SOURCE OF SUPPLY AND EXPENSES - OPERATIONS (d)	.2 SOURCE OF SUPPLY AND EXPENSES - MAINTENANCE (e)
601	Salaries and Wages - Employees	\$ 189,197	\$ 12,791	\$ 5,579
603	Salaries and Wages - Officers, Directors and Majority Stockholders	30,000		
604	Employee Pensions and Benefits	39,872		
610	Purchased Water			
615	Purchased Power	19,805	18,665	
616	Fuel for Power Purchased			
618	Chemicals	19,954		
620	Materials and Supplies	14,279	1,014	2,063
631	Contractual Services-Engineering	945		
632	Contractual Services - Accounting			
633	Contractual Services - Legal			
634	Contractual Services - Mgt. Fees	41,125		
635	Contractual Services - Testing	2,292	830	
636	Contractual Services - Other	36,236	581	13,206
641	Rental of Building/Real Property	21,105	6,693	
642	Rental of Equipment			
650	Transportation Expenses	9,896		
656	Insurance - Vehicle	3,175		
657	Insurance - General Liability	11,972		
658	Insurance - Workman's Comp.	5,727		
659	Insurance - Other			
660	Advertising Expense			
666	Regulatory Commission Expenses - Amortization of Rate Case Expense	23,791		
667	Regulatory Commission Exp.-Other			
668	Water Resource Conservation Exp.			
670	Bad Debt Expense	26,480		
675	Miscellaneous Expenses	12,583	2,983	406
Total Water Utility Expenses		\$ 508,434	\$ 43,557	\$ 21,254

UTILITY NAME:

PLACID LAKES UTILITIES, INC.

SYSTEM NAME / COUNTY :

Highlands

WATER EXPENSE ACCOUNT MATRIX

.3 WATER TREATMENT EXPENSES - OPERATIONS (f)	.4 WATER TREATMENT EXPENSES - MAINTENANCE (g)	.5 TRANSMISSION & DISTRIBUTION EXPENSES - OPERATIONS (h)	.6 TRANSMISSION & DISTRIBUTION EXPENSES - MAINTENANCE (i)	.7 CUSTOMER ACCOUNTS EXPENSE (j)	.8 ADMIN. & GENERAL EXPENSES (k)
\$ 12,222	\$ 779	\$ 13,235	\$ 44,698	\$ 82,062	\$ 17,831
8,500		9,213		19,600	30,000
				1,140	2,560
19,954					
	226		2,189	8,787	
		945			
				20,562	20,563
1,462			6,718	15,731	
6,693				7,719	
		7,379	2,282	235	
		3,175			11,972
955		954		3,818	
					23,791
				26,480	
			251	3,872	5,070
\$ 49,786	\$ 1,005	\$ 34,901	\$ 56,138	\$ 190,006	\$ 111,787

UTILITY NAME: PLACID LAKES UTILITIES, INC.

SYSTEM NAME / COUNTY : Highlands

PUMPING AND PURCHASED WATER STATISTICS

MONTH (a)	WATER PURCHASED FOR RESALE (Omit 000's) (b)	FINISHED WATER PUMPED FROM WELLS (Omit 000's) (c)	WATER USED FOR LINE FLUSHING, FIGHTING FIRES, ETC. (d)	TOTAL WATER PUMPED AND PURCHASED (Omit 000's) (b)+(c)-(d) (e)	WATER SOLD TO CUSTOMERS (Omit 000's) (f)
January		8,538	54	8,484	8,084
February		7,679	220	7,459	8,275
March		8,563	338	8,225	7,589
April		8,475	338	8,137	8,443
May		8,838	215	8,623	8,828
June		7,954	136	7,818	7,401
July		8,822	131	8,691	8,752
August		8,348	95	8,253	6,983
September		9,001	275	8,726	6,906
October		8,773	101	8,672	8,251
November		7,986	225	7,761	7,960
December		8,710	160	8,550	6,727
Total for Year		101687	2288	99399	94199

If water is purchased for resale, indicate the following:

Vendor _____
Point of delivery _____

If water is sold to other water utilities for redistribution, list names of such utilities below:

each source of supply:	CAPACITY OF WELL	GALLONS PER DAY FROM SOURCE	TYPE OF SOURCE
Well #1	133,300	123,663	Ground Water
Well #2	133,400	93,408	Ground Water
Well #3	133,300	60,427	Ground Water

UTILITY NAME: PLACID LAKES UTILITIES, INC.

SYSTEM NAME / COUNTY : Highlands

WATER TREATMENT PLANT INFORMATION

Provide a separate sheet for each water treatment facility

Permitted Capacity of Plant (GPD):	<u>1.15 MGD/DEP</u>
Location of measurement of capacity (i.e. Wellhead, Storage Tank):	<u>Wellhead</u>
Type of treatment (reverse osmosis, (sedimentation, chemical, aerated, etc.):	<u>Aeration and Chemical</u>
LIME TREATMENT	
Unit rating (i.e., GPM, pounds per gallon): <u>N/A</u>	Manufacturer: _____
FILTRATION	
Type and size of area: <u>N/A</u>	
Pressure (in square feet): _____	Manufacturer: _____
Gravity (in GPM/square feet): _____	Manufacturer: _____

UTILITY NAME: PLACID LAKES UTILITIES, INC.

SYSTEM NAME / COUNTY : Highlands

CALCULATION OF THE WATER SYSTEM METER EQUIVALENTS

METER SIZE (a)	TYPE OF METER (b)	EQUIVALENT FACTOR (c)	NUMBER OF METERS (d)	TOTAL NUMBER OF METER EQUIVALENTS (c x d) (e)
All Residential		1.0		
5/8"	Displacement	1.0	1,942	1,942
3/4"	Displacement	1.5		
1"	Displacement	2.5	31	78
1 1/2"	Displacement or Turbine	5.0	1	5
2"	Displacement, Compound or Turbine	8.0	7	56
3"	Displacement	15.0		
3"	Compound	16.0		
3"	Turbine	17.5		
4"	Displacement or Compound	25.0		
4"	Turbine	30.0		
6"	Displacement or Compound	50.0		
6"	Turbine	62.5		
8"	Compound	80.0		
8"	Turbine	90.0		
10"	Compound	115.0		
10"	Turbine	145.0		
12"	Turbine	215.0		
Total Water System Meter Equivalents				<u>2,081</u>

CALCULATION OF THE WATER SYSTEM EQUIVALENT RESIDENTIAL CONNECTIONS

Provide a calculation used to determine the value of one water equivalent residential connection (ERC).

Use one of the following methods:

- (a) If actual flow data are available from the preceding 12 months, divide the total annual single family residence (SFR) gallons sold by the average number of single family residence customers for the same period and divide the result by 365 days.
- (b) If no historical flow data are available, use:
ERC = (Total SFR gallons sold (Omit 000) / 365 days / 350 gallons per day)

ERC Calculation:

$$99,399,000 / 4,149 / 365 = 65.62$$

$$272,256 / 66 = 4,125$$

272,256 GPD of average daily system demand

UTILITY NAME: PLACID LAKES UTILITIES, INC.

SYSTEM NAME / COUNTY : Highlands

OTHER WATER SYSTEM INFORMATION

Furnish information below for each system. A separate page should be supplied where necessary.

1. Present ERC's * the system can efficiently serve. _____ 2,349

ERCs * which can be served. _____ 2,349

3. Present system connection capacity (in ERCs *) using existing lines. _____ 4,925

4. Future connection capacity (in ERCs *) upon service area buildout. _____ 8,454

5. Estimated annual increase in ERCs *. _____ 10

6. Is the utility required to have fire flow capacity? _____ Yes
If so, how much capacity is required? _____ 120,000 GPD

7. Attach a description of the fire fighting facilities. 300,000 Gals of Storage and 49 Hydrants

8. Describe any plans and estimated completion dates for any enlargements or improvements of this system. _____

9. When did the company last file a capacity analysis report with the DEP? _____

10. If the present system does not meet the requirements of DEP rules:

- a. Attach a description of the plant upgrade necessary to meet the DEP rules.
- b. Have these plans been approved by DEP? _____
- c. When will construction begin? _____
- d. Attach plans for funding the required upgrading.
- e. Is this system under any Consent Order with DEP? _____

11. Department of Environmental Protection ID # _____ 5280223

12. Water Management District Consumptive Use Permit 204980.05

a. Is the system in compliance with the requirements of the CUP? _____ Yes

b. If not, what are the utility's plans to gain compliance? _____

* An ERC is determined based on the calculation on the bottom of Page W-13.

WASTEWATER OPERATING SECTION

Note: This utility is a water only service; therefore, Pages S-1 through S-13 have been omitted from this report.