

**OFFICIAL COPY**  
**DIVISION OF**  
**CLASS "A" OR "B" WATER**  
**AND SEWER**  
**Do Not Remove from this Office**  
WATER AND SEWER SERVICE  
(Gross Revenue of More Than \$200,000 Each)

**ANNUAL REPORT**

OF

WU533-01-AR  
Lighthouse Utilities Company, Inc.  
P. O. Box 428  
Port St. Joe, FL 32457-0428

Certificate Number(s)

Submitted To The

STATE OF FLORIDA



PUBLIC SERVICE COMMISSION

FOR THE

YEAR ENDED DECEMBER 31, 2001

RECEIVED  
PUBLIC SERVICE  
COMMISSION  
02/17/02 - 1 AM 11:38  
REGULATION



**THIS PAGE LEFT**

**BLANK INTENTIONALLY**

## GENERAL INSTRUCTIONS

1. Prepare this report in conformity with the 1996 National Association of Regulatory Utility Commissioners Uniform System of Accounts for Water and/or Wastewater Utilities (USOA).
2. Interpret all accounting words and phrases in accordance with the USOA.
3. Complete each question fully and accurately, even if it has been answered in a previous annual report. Enter the word "None" where it truly and completely states the fact.
4. For any question, section, or page which is not applicable to the respondent, enter the words "Not Applicable". Do not omit any pages.
5. Where dates are called for, the month and day should be stated as well as the year.
6. All schedules requiring dollar entries should be rounded to the nearest dollar unless otherwise specifically indicated.
7. Complete this report by means which result in a permanent record, such as by computer or typewriter.
8. If there is not enough room on any schedule, an additional page or pages may be added; provided the format of the added schedule matches the format of the schedule with not enough room. Such a schedule should reference the appropriate schedules, state the name of the utility, and state the year of the report.
9. If it is necessary or desirable to insert additional statements for the purpose of further explanation of schedules, such statement should be made at the bottom of the page or an additional page inserted. Any additional pages should state the name of the utility, the year of the report, and reference the appropriate schedule.
10. For water and wastewater utilities with more than one rate group and/or system, water and wastewater pages should be completed for each rate group and/or system group. These pages should be grouped together and tabbed by rate group and/or system.
11. All other water and wastewater operations not regulated by the Commission and other regulated industries should be reported as "Other than Reporting Systems".
12. Financial information for multiple systems charging rates which are covered under the same tariff should be reported as one system. However, the engineering data must be reported by individual system.
13. For water and wastewater utilities with more than one system, one (1) copy of workpapers showing the consolidation of systems for the operating sections, should be filed with the annual report.
14. The report should be filled out in quadruplicate and the original and two copies returned by March 31, of the year following the date of the report. The report should be returned to:

**Florida Public Service Commission  
Division of Water and Wastewater  
2540 Shumard Oak Boulevard  
Tallahassee, Florida 32399-0873**

The fourth copy should be retained by the utility.

## TABLE OF CONTENTS

SCHEDULE	PAGE	SCHEDULE	PAGE
<b>EXECUTIVE SUMMARY</b>			
Certification	E-1	Business Contracts with Officers, Directors and Affiliates	E-7
General Information	E-2	Affiliation of Officers & Directors	E-8
Directory of Personnel Who Contact the FPSC	E-3	Businesses which are a Byproduct, Coproduct or Joint Product Result of Providing Service	E-9
Company Profile	E-4	Business Transactions with Related Parties. Part I and II	E-10
Parent / Affiliate Organization Chart	E-5		
Compensation of Officers & Directors	E-6		
<b>FINANCIAL SECTION</b>			
Comparative Balance Sheet - Assets and Other Debits	F-1	Unamortized Debt Discount / Expense / Premium	F-13
Comparative Balance Sheet - Equity Capital and Liabilities	F-2	Extraordinary Property Losses	F-13
Comparative Operating Statement	F-3	Miscellaneous Deferred Debits	F-14
Schedule of Year End Rate Base	F-4	Capital Stock	F-15
Schedule of Year End Capital Structure	F-5	Bonds	F-15
Capital Structure Adjustments	F-6	Statement of Retained Earnings	F-16
Utility Plant	F-7	Advances from Associated Companies	F-17
Utility Plant Acquisition Adjustments	F-7	Long Term Debt	F-17
Accumulated Depreciation	F-8	Notes Payable	F-18
Accumulated Amortization	F-8	Accounts Payable to Associated Companies	F-18
Regulatory Commission Expense - Amortization of Rate Case Expense	F-9	Accrued Interest and Expense	F-19
Nonutility Property	F-9	Misc. Current & Accrued Liabilities	F-20
Special Deposits	F-9	Advances for Construction	F-21
Investments and Special Funds	F-10	Other Deferred Credits	F-21
Accounts and Notes Receivable - Net	F-11	Contributions In Aid of Construction	F-22
Accounts Receivable from Associated Companies	F-12	Accumulated Amortization of CIAC	F-23
Notes Receivable from Associated Companies	F-12	Reconciliation of Reported Net Income with Taxable Income for Federal Income Taxes	F-23
Miscellaneous Current & Accrued Assets	F-12		

## TABLE OF CONTENTS

SCHEDULE	PAGE	SCHEDULE	PAGE
<b>WATER OPERATION SECTION</b>			
Listing of Water System Groups	W-1	CIAC Additions / Amortization	W-8
Schedule of Year End Water Rate Base	W-2	Water Operating Revenue	W-9
Water Operating Statement	W-3	Water Utility Expense Accounts	W-10
Water Utility Plant Accounts	W-4	Pumping and Purchased Water Statistics, Source Supply	W-11
Basis for Water Depreciation Charges	W-5	Water Treatment Plant Information	W-12
Analysis of Entries in Water Depreciation Reserve	W-6	Calculation of ERC's	W-13
Contributions In Aid of Construction	W-7	Other Water System Information	W-14
<b>WASTEWATER OPERATION SECTION</b>			
Listing of Wastewater System Groups	S-1	Contributions In Aid of Construction	S-7
Schedule of Year End Wastewater Rate Base	S-2	CIAC Additions / Amortization	S-8
Wastewater Operating Statement	S-3	Wastewater Utility Expense Accounts	S-9
Wastewater Utility Plant Accounts	S-4	Wastewater Operating Revenue	S-10
Analysis of Entries in Wastewater Depreciation Reserve	S-5	Calculation of ERC's	S-11
Basis for Wastewater Depreciation Charges	S-6	Wastewater Treatment Plant Information	S-12
		Other Wastewater System Information	S-13

# **EXECUTIVE SUMMARY**

UTILITY NAME: Lighthouse Utilities Company, Inc.

**YEAR OF REPORT**  
December 31, 2001

### CERTIFICATION OF ANNUAL REPORT



I HEREBY CERTIFY, to the best of my knowledge and belief:

- |  |                                |    |   |
|--|--------------------------------|----|---|
| YES<br><input checked="" type="checkbox"/> | NO<br><input type="checkbox"/> | 1. | The utility is in substantial compliance with the Uniform System of Accounts prescribed by the Florida Public Service Commission.   |
| YES<br><input checked="" type="checkbox"/> | NO<br><input type="checkbox"/> | 2. | The utility is in substantial compliance with all applicable rules and orders of the Florida Public Service Commission.   |
| YES<br><input checked="" type="checkbox"/> | NO<br><input type="checkbox"/> | 3. | There have been no communications from regulatory agencies concerning noncompliance with, or deficiencies in, financial reporting practices that could have a material effect on the the financial statement of the utility.  |
| YES<br><input checked="" type="checkbox"/> | NO<br><input type="checkbox"/> | 4. | The annual report fairly represents the financial condition and results of operations of the respondent for the period presented and other information and statements presented in the the report as to the business affairs of the respondent are true, correct and complete for the period for which it represents. |

Items Certified

1.	2.	3.	4.
X	X	X	X

1.	2.	3.	4.
X	X	X	X

  
\_\_\_\_\_  
(Signature of Chief Executive Officer of the utility) \*  
  
\_\_\_\_\_  
(Signature of Chief Financial Officer of the utility) \*

\* Each of the four items must be certified YES or NO. Each item need not be certified by both officers. The items being certified by the officer should be indicated in the appropriate area to the left of the signature.

**NOTICE:** Section 837.06, Florida Statutes, provides that any person who knowingly makes a false statement in writing with the intent to mislead a public servant in the performance of his duty shall be guilty of a misdemeanor of the second degree.



ANNUAL REPORT OF

YEAR OF REPORT  
December 31, 2001

Lighthouse Utilities Company, Inc.  
(Exact Name of Utility)

County: Gulf

List below the exact mailing address of the utility for which normal correspondence should be sent:

P.O. Box 428  
Port St. Joe, FL 32456

Telephone: (850) 227-7427

E Mail Address: \_\_\_\_\_

WEB Site: \_\_\_\_\_

Sunshine State One-Call of Florida, Inc. Member Number \_\_\_\_\_

Name and address of person to whom correspondence concerning this report should be addressed:

William J. Rish, Jr.  
P.O. Box 428  
Port St. Joe, FL 32456

Telephone: (850) 227-7427

List below the address of where the utility's books and records are located:

P.O. Box 428  
Port St. Joe, FL 32456

Telephone: (850) 227-7427

List below any groups auditing or reviewing the records and operations:

\_\_\_\_\_  
\_\_\_\_\_  
\_\_\_\_\_

Date of original organization of the utility: July 1, 1984

Check the appropriate business entity of the utility as filed with the Internal Revenue Service

Individual  Partnership  Sub S Corporation  1120 Corporation

List below every corporation or person owning or holding directly or indirectly 5% or more of the voting securities of the utility:

	Name	Percent Ownership
1.	<u>Langdon S. Flowers, Sr.</u>	<u>26.271</u>
2.	<u>William J. Rish</u>	<u>20.363</u>
3.	<u>Elizabeth T. Hughes</u>	<u>19.313</u>
4.	<u>John C. and Annette Thorpe</u>	<u>8.502</u>
5.	<u>Margaret Clifton</u>	<u>6.033</u>
6.	<u>Langdon S. Flowers, III</u>	<u>5.279</u>
7.	_____	_____
8.	_____	_____
9.	_____	_____
10.	_____	_____

UTILITY NAME: Lighthouse Utilities Company, Inc.

YEAR OF REPORT December 31, 2001
-------------------------------------

**DIRECTORY OF PERSONNEL WHO CONTACT  
THE FLORIDA PUBLIC SERVICE COMMISSION**

NAME OF COMPANY REPRESENTATIVE (1)	TITLE OR POSITION (2)	ORGANIZATIONAL UNIT TITLE (3)	USUAL PURPOSE FOR CONTACT WITH FPSC
William J. Rish, Jr.	President		General Administration Customer Complaints
William J. Rish	Legal Counsel/ Secretary	Rish & Gibson, P.A.	Legal Matters
Curtis L. Chastain	C.P.A.	Saltmarsh, Cleaveland & Gund	Accounting
Mark Gusmus	C.P.A.	Saltmarsh, Cleaveland & Gund	Accounting

- (1) Also list appropriate legal counsel, accountants and others who may not be on general payroll.
- (2) Provide individual telephone numbers if the person is not normally reached at the company.
- (3) Name of company employed by if not on general payroll.

### COMPANY PROFILE

Provide a brief narrative company profile which covers the following areas:

- A. Brief company history.
- B. Public services rendered.
- C. Major goals and objectives.
- D. Major operating divisions and functions.
- E. Current and projected growth patterns.
- F. Major transactions having a material effect on operations.

- A. **History:** Lighthouse Utilities Company purchased the Cape San Blas Water Company in 1984, and was organized and registered with the Florida Secretary of State effective July 1, 1984. In 1986 a new well, pumping plant, and distribution system was constructed on the Cape San Blas area of South Gulf County. We became regulated by the Florida Public Service Commission in the fall of 1986. The Commission granted us an extension of area in 1993. We now serve 85% of the area certified to us by the PSC.
- B. **Services:** Lighthouse Utilities provides water only services in the area certified by the FL PSC.
- C. **Major goals & objectives:** 1. To continue to provide high quality potable water to our customers. 2. To serve all new customers as the area continues to develop. 3. To expand our services to areas designated by the PSC as it becomes economically feasible to do so. 4. To provide a fair return on investment to stockholders of this company.
- D. **Division & functions:** This small rural water company has a general manager, operating manager and billing clerk. There are no divisions, and all functions are the responsibility of the general manager.
- E. 1997 growth was in the area we were authorized to serve in prior years. The number of customers increased by 45 in 1998. We extended the distribution system in 1997, and gained customers in established areas.
- F. **Major transactions:** Our water usage permit from the NW FL Water Management District was renewed in 1993. We do not anticipate foreseeable problems having a material effect on operations.
- G. Due to major development in our service area, a large water tank and booster facility has been added to our system in 2001. This facility should alleviate any problems due to increased demand for service years to come.


UTILITY NAME: Lighthouse Utilities Company, Inc.

**YEAR OF REPORT**  
December 31, 2001

**PARENT / AFFILIATE ORGANIZATION CHART**

Current as of \_\_\_\_\_

Complete below an organizational chart that show all parents, subsidiaries and affiliates of the utility.  
The chart must also show the relationship between the utility and affiliates listed on E-7, E-10(a) and E-10(b).



NONE

**COMPENSATION OF OFFICERS**

For each officer, list the time spent on respondent as an officer compared to time spent on total business activities and the compensation received as an officer from the respondent.			
NAME (a)	TITLE (b)	% OF TIME SPENT AS OFFICER OF THE UTILITY (c)	OFFICERS' COMPENSATION (d)
William J. Rish, Jr.	President Director/Manager	100	\$ 29,969
William J. Rish	Secretary/Director Legal Counsel	1	0
Elizabeth T. Hughes	Asst. Sec/ Director	1	0
Ira D. Schonberg	Treasurer/ Director	1	0
Langdon S. Flowers, III	Vice Pres Director	1	0

**COMPENSATION OF DIRECTORS**

For each director, list the number of director meetings attended by each director and the compensation received as a director from the respondent.			
NAME (a)	TITLE (b)	NUMBER OF DIRECTORS' MEETINGS ATTENDED (c)	DIRECTORS' COMPENSATION (d)
William J. Rish, Jr.	President/ Director	2	\$ 0
William J. Rish	Secretary/ Director	2	0
Elizabeth W. Thompson	Asst. Sec/ Director	2	0
Ira D. Schonberg	Treasurer/ Director	1	0
Langdon S. Flowers, III	Vice Pres/ Director	1	0
John C. Thorpe	Director	0	0
Sheila Fuerst	Director	1	0
Carol T. Rish	Director	1	0

UTILITY NAME: Lighthouse Utilities Company, Inc.

<b>YEAR OF REPORT</b> December 31, 2001
--

**BUSINESS CONTRACTS WITH OFFICERS, DIRECTORS AND AFFILIATES**

List all contracts, agreements, or other business arrangements* entered into during the calendar year (other than compensation related to position with Respondents) between the Respondent and officer and director listed on page E-6. In addition, provide the same information with respect to professional services for each firm, partnership, or organization with which the officer or director is affiliated.			
NAME OF OFFICER, DIRECTOR OR AFFILIATE (a)	IDENTIFICATION OF SERVICE OR PRODUCT (b)	AMOUNT (c)	NAME AND ADDRESS OF AFFILIATED ENTITY (d)
William J. Rish	Legal	\$ 3,000.00	Rish & Gibson, P.A. Port St. Joe, FL 32456
William J. Rish, Jr.	Rent	3,600.00	William J. Rish, Jr.

\* Business Agreement, for this schedule, shall mean any oral or written business deal which binds the concerned parties for products or services during the reporting year or future years. Although the Respondent and/or other companies will benefit from the arrangement, the officer or director is, however, acting on his behalf or for the benefit of other companies or persons.

UTILITY NAME: Lighthouse Utilities Company, Inc.

<p>YEAR OF REPORT December 31, 2001</p>
---

**AFFILIATION OF OFFICERS AND DIRECTORS**

For each of the officials listed on page E-6, list the principle occupation or business affiliations or connections with any other business or financial organizations, firms, or partnerships. For purposes of this part, an official will be considered to have an affiliation with any business or financial organization, firm or partnership in which he is an officer, director, trustee, partner, or a person exercising similar functions.

NAME (a)	PRINCIPLE OCCUPATION OR BUSINESS AFFILIATION (b)	AFFILIATION OR CONNECTION (c)	NAME AND ADDRESS OF AFFILIATION OR CONNECTION (d)
William J. Rish	Attorney-at-law	PA	Rish & Gibson, P.A. 303 Fourth Street Port St. Joe, FL 32456
Elizabeth T. Hughes	Retired		
Ira D. Schonberg	Developer	Owner	The Boardwalk Cape San Blas Road Port St. Joe, FL 32456
Langdon S. Flowers, III	Developer		PO Box 997 Thomasville, GA 31799
Sheila Fuerst	Retired	N/A	N/A
John C. thorpe	Retired	N/A	N/A
William J. Rish, Jr.	Realtor	Broker	Century 21-Gulf Coast Realty 1902 Highway 98 Mexico Beach, FL 32410
Carol T. Rish	Retired	N/A	N/A

UTILITY NAME: Lighthouse Utilities Company, Inc.

**BUSINESSES WHICH ARE A BY-PRODUCT, COPRODUCT OR JOINT-PRODUCT  
RESULT OF PROVIDING WATER OR WASTEWATER SERVICE**

	ASSETS		REVENUES		EXPENSES	
	BOOK COST OF ASSETS (b)	ACCOUNT NUMBER (c)	REVENUES GENERATED (d)	ACCOUNT NUMBER (e)	EXPENSES INCURRED (f)	ACCOUNT NUMBER (g)
None	\$		\$		\$	



UTILITY NAME: Lighthouse Utilities Company, Inc.

<b>YEAR OF REPORT</b> December 31, 2001
--

**BUSINESS TRANSACTIONS WITH RELATED PARTIES**

List each contract, agreement, or other business transaction exceeding a cumulative amount of \$500 in any on year, entered into between the Respondent and a business or financial organization, firm, or partnership named on pages E-2 and E-6, identifying the parties, amounts, dates and product, and asset, or service involved.

**Part I. Specific Instructions: Services and Products Received or Provided**

- 1. Enter in this part all transactions involving services and products received or provided.
- 2. Below are some types of transactions to include:
  - management, legal and accounting services
  - material and supplies furnished
  - computer services
  - leasing of structures, land, and equipment
  - engineering & construction services
  - rental transactions
  - repairing and servicing of equipment
  - sale, purchase or transfer of various products

NAME OF COMPANY OR RELATED PARTY (a)	DESCRIPTION SERVICE AND/OR NAME OF PRODUCT (b)	CONTRACT OR AGREEMENT EFFECTIVE DATES (c)	ANNUAL CHARGES	
			(P)urchased (S)old (d)	AMOUNT (e)
William J. Rish	Legal	Ongoing		\$ 3,000/yr
William J. Rish, Jr.	Rent	Ongoing		3,600/yr

UTILITY NAME: Lighthouse Utilities Company, Inc.

**BUSINESS TRANSACTIONS WITH RELATED PARTIES (Cont'd)**

**Part II. Specific Instructions: Sale, Purchase and Transfer of Assets**

3. The columnar instructions follow:

- (a) Enter name of related party or company.
- (b) Describe briefly the type of assets purchased, sold or transferred.
- (c) Enter the total received or paid. Indicate purchase with "P" and sale with "S".
- (d) Enter the net book value for each item reported.
- (e) Enter the net profit or loss for each item reported. (column (c) - column (d))
- (f) Enter the fair market value for each item reported. In space below or in a supplemental schedule, describe the basis used to calculate fair market value.

1. Enter in this part all transactions relating to the purchase, sale, or transfer of assets.

2. Below are examples of some types of transactions to include:

- purchase, sale or transfer of equipment
- purchase, sale or transfer of land and structures
- purchase, sale or transfer of securities
- noncash transfers of assets
- noncash dividends other than stock dividends
- write-off of bad debts or loans

NAME OF COMPANY OR RELATED PARTY (a)	DESCRIPTION OF ITEMS (b)	SALE OR PURCHASE PRICE (c)	NET BOOK VALUE (d)	GAIN OR LOSS (e)	FAIR MARKET VALUE (f)
NONE		\$	\$	\$	\$

**FINANCIAL  
SECTION**

**THIS PAGE LEFT**

**BLANK INTENTIONALLY**

UTILITY NAME: Lighthouse Utilities Company, Inc.

<b>YEAR OF REPORT</b> December 31, 2001
--

**COMPARATIVE BALANCE SHEET  
ASSETS AND OTHER DEBITS**

ACCT. NO. (a)	ACCOUNT NAME (b)	REF. PAGE (c)	PREVIOUS YEAR (d)	CURRENT YEAR (e)
<b>UTILITY PLANT</b>				
101-106	Utility Plant	F-7	\$ 1,648,634	\$ 2,059,008
108-110	Less: Accumulated Depreciation and Amortization	F-8	505,324	540,125
Net Plant			\$ 1,143,310	\$ 1,518,883
114-115	Utility Plant Acquisition adjustment (Net)	F-7	74,410	74,410
116 *	Other Utility Plant Adjustments			
Total Net Utility Plant			\$ 1,217,720	\$ 1,593,293
<b>OTHER PROPERTY AND INVESTMENTS</b>				
121	Nonutility Property	F-9	\$ 20,000	\$ 20,000
122	Less: Accumulated Depreciation and Amortization			
Net Nonutility Property			\$ 20,000	\$ 20,000
123	Investment In Associated Companies	F-10		
124	Utility Investments	F-10		
125	Other Investments	F-10		
126-127	Special Funds	F-10		
Total Other Property & Investments			\$ 20,000	\$ 20,000
<b>CURRENT AND ACCRUED ASSETS</b>				
131	Cash		\$ 61,481	\$ 49,149
132	Special Deposits	F-9		
133	Other Special Deposits	F-9		
134	Working Funds			
135	Temporary Cash Investments			
141-144	Accounts and Notes Receivable, Less Accumulated Provision for Uncollectible Accounts	F-11	4,811	12,212
145	Accounts Receivable from Associated Companies	F-12		
146	Notes Receivable from Associated Companies	F-12		
151-153	Material and Supplies			
161	Stores Expense			
162	Prepayments			
171	Accrued Interest and Dividends Receivable			
172 *	Rents Receivable			
173 *	Accrued Utility Revenues			
174	Misc. Current and Accrued Assets	F-12		
Total Current and Accrued Assets			\$ 66,292	\$ 61,361

\* Not Applicable for Class B Utilities

UTILITY NAME: Lighthouse Utilities Company, Inc.

**YEAR OF REPORT**  
December 31, 2001

**COMPARATIVE BALANCE SHEET  
ASSETS AND OTHER DEBITS**

ACCT. NO. (a)	ACCOUNT NAME (b)	REF. PAGE (c)	PREVIOUS YEAR (d)	CURRENT YEAR (e)
	DEFERRED DEBITS			
181	Unamortized Debt Discount & Expense	F-13	\$ _____	\$ _____
182	Extraordinary Property Losses	F-13	_____	_____
183	Preliminary Survey & Investigation Charges		_____	_____
184	Clearing Accounts		_____	_____
185 *	Temporary Facilities		_____	_____
186	Misc. Deferred Debits	F-14	_____	_____
187 *	Research & Development Expenditures		_____	_____
190	Accumulated Deferred Income Taxes		_____	_____
	Total Deferred Debits		\$ _____	\$ _____
	TOTAL ASSETS AND OTHER DEBITS		\$ <u>1,304,012</u>	\$ <u>1,674,654</u>

\* Not Applicable for Class B Utilities

NOTES TO THE BALANCE SHEET

The space below is provided for important notes regarding the balance sheet.

UTILITY NAME: Lighthouse Utilities Company, Inc.

<b>YEAR OF REPORT</b> December 31, 2001
--

**COMPARATIVE BALANCE SHEET  
EQUITY CAPITAL AND LIABILITIES**

ACCT. NO. (a)	ACCOUNT NAME (b)	REF. PAGE (c)	PREVIOUS YEAR (d)	CURRENT YEAR (e)
<b>EQUITY CAPITAL</b>				
201	Common Stock Issued	F-15	\$ 224	\$ 224
204	Preferred Stock Issued	F-15		
202,205 *	Capital Stock Subscribed			
203,206 *	Capital Stock Liability for Conversion			
207 *	Premium on Capital Stock			
209 *	Reduction in Par or Stated Value of Capital Stock			
210 *	Gain on Resale or Cancellation of Reacquired Capital Stock			
211	Other Paid - In Capital		223,761	223,761
212	Discount On Capital Stock			
213	Capital Stock Expense			
214-215	Retained Earnings	F-16	178,197	266,431
216	Reacquired Capital Stock			
218	Proprietary Capital (Proprietorship and Partnership Only)			
Total Equity Capital			\$ 402,182	\$ 490,416
<b>LONG TERM DEBT</b>				
221	Bonds	F-15		
222 *	Reacquired Bonds			
223	Advances from Associated Companies	F-17		
224	Other Long Term Debt	F-17		
Total Long Term Debt			\$	\$
<b>CURRENT AND ACCRUED LIABILITIES</b>				
231	Accounts Payable		7,109	4,636
232	Notes Payable	F-18	235,000	510,000
233	Accounts Payable to Associated Companies	F-18		
234	Notes Payable to Associated Companies	F-18		
235	Customer Deposits			
236	Accrued Taxes	W/S-3	2,771	320
237	Accrued Interest	F-19	(118)	10,388
238	Accrued Dividends			
239	Matured Long Term Debt		112,174	62,174
240	Matured Interest			
241	Miscellaneous Current & Accrued Liabilities	F-20		
Total Current & Accrued Liabilities			\$ 356,936	\$ 587,518

\* Not Applicable for Class B Utilities

UTILITY NAME: Lighthouse Utilities Company, Inc.

<b>YEAR OF REPORT</b> December 31, 2001
--

**COMPARATIVE BALANCE SHEET  
EQUITY CAPITAL AND LIABILITIES**

ACCT. NO. (a)	ACCOUNT NAME (b)	REF. PAGE (c)	PREVIOUS YEAR (d)	CURRENT YEAR (e)
<b>DEFERRED CREDITS</b>				
251	Unamortized Premium On Debt	F-13	\$ _____	\$ _____
252	Advances For Construction	F-20	20,353	20,353
253	Other Deferred Credits	F-21	_____	_____
255	Accumulated Deferred Investment Tax Credits		_____	_____
Total Deferred Credits			\$ <u>20,353</u>	\$ <u>20,353</u>
<b>OPERATING RESERVES</b>				
261	Property Insurance Reserve		\$ _____	\$ _____
262	Injuries & Damages Reserve		_____	_____
263	Pensions and Benefits Reserve		_____	_____
265	Miscellaneous Operating Reserves		_____	_____
Total Operating Reserves			\$ _____	\$ _____
<b>CONTRIBUTIONS IN AID OF CONSTRUCTION</b>				
271	Contributions in Aid of Construction	F-22	\$ 796,630	\$ 878,934
272	Accumulated Amortization of Contributions in Aid of Construction	F-22	272,089	302,567
Total Net C.I.A.C.			\$ <u>524,541</u>	\$ <u>576,367</u>
<b>ACCUMULATED DEFERRED INCOME TAXES</b>				
281	Accumulated Deferred Income Taxes - Accelerated Depreciation		\$ _____	\$ _____
282	Accumulated Deferred Income Taxes - Liberalized Depreciation		_____	_____
283	Accumulated Deferred Income Taxes - Other		_____	_____
Total Accumulated Deferred Income Tax			\$ _____	\$ _____
<b>TOTAL EQUITY CAPITAL AND LIABILITIES</b>			\$ <u>1,304,012</u>	\$ <u>1,674,654</u>



UTILITY NAME: Lighthouse Utilities Company, Inc.

<b>YEAR OF REPORT</b> December 31, 2001
--

**COMPARATIVE OPERATING STATEMENT**

ACCT. NO. (a)	ACCOUNT NAME (b)	REF. PAGE (c)	PREVIOUS YEAR (d)	CURRENT YEAR * (e)
<b>UTILITY OPERATING INCOME</b>				
400	Operating Revenues	F-3(b)	\$ 314,896	\$ 374,139
469, 530	Less: Guaranteed Revenue and AFPI	F-3(b)		
Net Operating Revenues			\$ 314,896	\$ 374,139
401	Operating Expenses	F-3(b)	\$ 200,637	\$ 181,138
403	Depreciation Expense:	F-3(b)	\$ 41,711	\$ 34,561
	Less: Amortization of CIAC	F-22	27,228	30,478
Net Depreciation Expense			\$ 14,483	\$ 4,083
406	Amortization of Utility Plant Acquisition Adjustment	F-3(b)		
407	Amortization Expense (Other than CIAC)	F-3(b)	241	240
408	Taxes Other Than Income	W/S-3	29,677	30,007
409	Current Income Taxes	W/S-3		
410.10	Deferred Federal Income Taxes	W/S-3		
410.11	Deferred State Income Taxes	W/S-3		
411.10	Provision for Deferred Income Taxes - Credit	W/S-3		
412.10	Investment Tax Credits Deferred to Future Periods	W/S-3		
412.11	Investment Tax Credits Restored to Operating Income	W/S-3		
Utility Operating Expenses			\$ 245,038	\$ 215,468
Net Utility Operating Income			\$ 69,858	\$ 158,671
469, 530	Add Back: Guaranteed Revenue and AFPI	F-3(b)		
413	Income From Utility Plant Leased to Others			
414	Gains (losses) From Disposition of Utility Property			
420	Allowance for Funds Used During Construction			
Total Utility Operating Income [Enter here and on Page F-3(c)]			\$ 69,858	\$ 158,671

\* For each account, Column e should agree with Columns f, g and h on F-3(b)

COMPARATIVE OPERATING STATEMENT (Cont'd)

WATER SCHEDULE W-3 * (f)	WASTEWATER SCHEDULE S-3 * (g)	OTHER THAN REPORTING SYSTEMS (h)
<u>374,139</u>	\$ _____	\$ _____
\$ <u>374,139</u>	\$ _____	\$ _____
\$ 181,138	\$ _____	\$ _____
<u>34,561</u> <u>30,478</u>	_____	_____
\$ <u>4,083</u>	\$ _____	\$ _____
<u>240</u> <u>30,007</u> _____ _____ _____	_____ _____ _____ _____ _____	_____ _____ _____ _____ _____
\$ <u>215,468</u>	\$ _____	\$ _____
\$ <u>158,671</u>	\$ _____	\$ _____
_____ _____ _____	_____ _____ _____	_____ _____ _____
\$ <u>158,671</u>	\$ _____	\$ _____

\* Total of Schedules W-3 / S-3 for all rate groups.

UTILITY NAME: Lighthouse Utilities Company, Inc.

<b>YEAR OF REPORT</b> December 31, 2001
--

**COMPARATIVE OPERATING STATEMENT (Cont'd)**

ACCT. NO. (a)	ACCOUNT NAME (b)	REF. PAGE (c)	PREVIOUS YEAR (d)	CURRENT YEAR (e)
Total Utility Operating Income [from page F-3(a)]			\$ 69,858	\$ 158,671
<b>OTHER INCOME AND DEDUCTIONS</b>				
415	Revenues-Merchandising, Jobbing, and Contract Deductions		\$	\$
416	Costs & Expenses of Merchandising Jobbing, and Contract Work			
419	Interest and Dividend Income		4,253	2,549
421	Nonutility Income			
426	Miscellaneous Nonutility Expenses		261	775
Total Other Income and Deductions			\$ 3,992	\$ 1,774
<b>TAXES APPLICABLE TO OTHER INCOME</b>				
408.20	Taxes Other Than Income		\$	\$
409.20	Income Taxes			
410.20	Provision for Deferred Income Taxes			
411.20	Provision for Deferred Income Taxes - Credit			
412.20	Investment Tax Credits - Net			
412.30	Investment Tax Credits Restored to Operating Income			
Total Taxes Applicable To Other Income			\$	\$
<b>INTEREST EXPENSE</b>				
427	Interest Expense	F-19	\$ 33,663	\$ 44,842
428	Amortization of Debt Discount & Expense	F-13		
429	Amortization of Premium on Debt	F-13		
Total Interest Expense			\$ 33,663	\$ 44,842
<b>EXTRAORDINARY ITEMS</b>				
433	Extraordinary Income		\$	\$
434	Extraordinary Deductions			
409.30	Income Taxes, Extraordinary Items			
Total Extraordinary Items			\$	\$
NET INCOME			\$ 40,187	\$ 115,603

Explain Extraordinary Income:

\_\_\_\_\_

\_\_\_\_\_

\_\_\_\_\_

\_\_\_\_\_

UTILITY NAME: Lighthouse Utilities Company, Inc.

<b>YEAR OF REPORT</b> December 31, 2001
--

**SCHEDULE OF YEAR END RATE BASE**

ACCT. NO. (a)	ACCOUNT NAME (b)	REF. PAGE (c)	WATER UTILITY (d)	WASTEWATER UTILITY (e)
101	Utility Plant In Service	F-7	\$ 2,059,008	\$
	Less:			
	Nonused and Useful Plant (1)			
108	Accumulated Depreciation	F-8	535,788	
110	Accumulated Amortization	F-8	4,337	
271	Contributions In Aid of Construction	F-22	878,934	
252	Advances for Construction	F-20	20,353	
Subtotal			\$ 619,596	\$
272	Add: Accumulated Amortization of Contributions in Aid of Construction	F-22	302,567	
Subtotal			\$ 922,163	\$
114	Plus or Minus: Acquisition Adjustments (2)	F-7		
115	Accumulated Amortization of Acquisition Adjustments (2)	F-7		
	Working Capital Allowance (3)		22,642	
	Other (Specify): _____ _____ _____			
RATE BASE			\$ 944,805	\$
NET UTILITY OPERATING INCOME			\$ 158,671	\$
ACHIEVED RATE OF RETURN (Operating Income / Rate Base)			16.8	

**NOTES :**

- (1) Estimate based on the methodology used in the last rate proceeding.
- (2) Include only those Acquisition Adjustments that have been approved by the Commission.
- (3) Calculation consistent with last rate proceeding.  
In absence of a rate proceeding, Class A utilities will use the Balance Sheet Method and Class B Utilities will use the One-eighth Operating and Maintenance Expense Method.

**SCHEDULE OF CURRENT COST OF CAPITAL  
CONSISTENT WITH THE METHODOLOGY USED IN THE LAST RATE PROCEEDING (1)**

CLASS OF CAPITAL (a)	DOLLAR AMOUNT (2) (b)	PERCENTAGE OF CAPITAL (c)	ACTUAL COST RATES (3) (d)	WEIGHTED COST (c x d) (e)
Common Equity	\$ _____	_____	_____	_____
Preferred Stock	_____	_____	_____	_____
Long Term Debt	_____	_____	_____	_____
Customer Deposits	_____	_____	_____	_____
Tax Credits - Zero Cost	_____	_____	_____	_____
Tax Credits - Weighted Cost	_____	_____	_____	_____
Deferred Income Taxes	_____	_____	_____	_____
Other (Explain)	_____	_____	_____	_____
<b>Total</b>	\$ _____	_____	_____	_____

(1) If the utility's capital structure is not used, explain which capital structure is used.

\_\_\_\_\_

\_\_\_\_\_

(2) Should equal amounts on Schedule F-6, Column (g).

(3) Mid-point of the last authorized Return On Equity or current leverage formula if none has been established.

Must be calculated using the same methodology used in the last rate proceeding using current annual report year end amounts and cost rates.

**APPROVED RETURN ON EQUITY**

Current Commission Return on Equity:	_____ %
Commission order approving Return on Equity:	_____

**APPROVED AFUDC RATE**

COMPLETION ONLY REQUIRED IF AFUDC WAS CHARGED DURING YEAR

Current Commission Approved AFUDC rate:	_____ %
Commission order approving AFUDC rate:	_____

If any utility capitalized any charge in lieu of AFUDC (such as interest only), state the basis of the charge, an explanation as to why AFUDC was not charged and the percentage capitalized.

**UTILITY NAME:** Lighthouse Utilities Company, Inc.

**SCHEDULE OF CAPITAL STRUCTURE ADJUSTMENTS  
CONSISTENT WITH THE METHODOLOGY USED IN THE LAST RATE PROCEEDING**

<b>CLASS OF CAPITAL (a)</b>	<b>PER BOOK BALANCE (b)</b>	<b>NON-UTILITY ADJUSTMENTS (c)</b>	<b>NON-JURISDICTIONAL ADJUSTMENTS (d)</b>	<b>OTHER (1) ADJUSTMENTS SPECIFIC (e)</b>	<b>OTHER (1) ADJUSTMENTS PRO RATA (f)</b>	<b>CAPITAL STRUCTURE (g)</b>
Common Equity	\$ _____	\$ _____	\$ _____	\$ _____	\$ _____	\$ _____
Preferred Stock	_____	_____	_____	_____	_____	_____
Long Term Debt	_____	_____	_____	_____	_____	_____
Customer Deposits	_____	_____	_____	_____	_____	_____
Tax Credits - Zero Cost	_____	_____	_____	_____	_____	_____
Tax Credits - Weighted Cost	_____	_____	_____	_____	_____	_____
Deferred Inc. Taxes	_____	_____	_____	_____	_____	_____
Other (Explain)	_____	_____	_____	_____	_____	_____
<b>Total</b>	\$ _____	\$ _____	\$ _____	\$ _____	\$ _____	\$ _____

(1) Explain below all adjustments made in Columns (e) and (f):

---

---

---

---

---

---

---

---

---

---

---

---

---

---

---

---

UTILITY NAME: Lighthouse Utilities Company, Inc.

**YEAR OF REPORT**  
December 31, 2001

**UTILITY PLANT  
ACCOUNTS 101 - 106**

ACCT. (a)	DESCRIPTION (b)	WATER (c)	WASTEWATER (d)	OTHER THAN REPORTING SYSTEMS (e)	TOTAL (f)
101	Plant Accounts: Utility Plant In Service	\$ 2,059,008	\$ _____	\$ _____	\$2,059,008
102	Utility Plant Leased to Other	_____	_____	_____	_____
103	Property Held for Future Use	_____	_____	_____	_____
104	Utility Plant Purchased or Sold	_____	_____	_____	_____
105	Construction Work in Progress	_____	_____	_____	_____
106	Completed Construction Not Classified	_____	_____	_____	_____
	Total Utility Plant	\$ 2,059,008	\$ _____	\$ _____	\$ 2,059,008

**UTILITY PLANT ACQUISITION ADJUSTMENTS  
ACCOUNTS 114 AND 115**

Report each acquisition adjustment and related accumulated amortization separately.  
For any acquisition adjustments approved by the Commission, include the Order Number.

ACCT. (a)	DESCRIPTION (b)	WATER (c)	WASTEWATER (d)	OTHER THAN REPORTING SYSTEMS (e)	TOTAL (f)
114	Acquisition Adjustment	\$ 124,053	\$ _____	\$ _____	\$ 124,053
		_____	_____	_____	_____
		_____	_____	_____	_____
	Total Plant Acquisition Adjustments	\$ 124,053	\$ _____	\$ _____	\$ 124,053
115	Accumulated Amortization	\$ 49,643	\$ _____	\$ _____	\$ 49,643
		_____	_____	_____	_____
		_____	_____	_____	_____
	Total Accumulated Amortization	\$ 49,643	\$ _____	\$ _____	\$ 49,643
	Net Acquisition Adjustments	\$ 74,410	\$ _____	\$ _____	\$ 74,410

UTILITY NAME: Lighthouse Utilities Company, Inc.

**YEAR OF REPORT**  
December 31, 2001

**ACCUMULATED DEPRECIATION ( ACCT. 108 ) AND AMORTIZATION (ACCT. 110)**

DESCRIPTION (a)	WATER (b)	WASTEWATER (c)	OTHER THAN REPORTING SYSTEMS (d)	TOTAL (e)
ACCUMULATED DEPRECIATION Account 108				
Balance first of year	\$ 501,227	\$	\$	\$ 501,227
Credit during year:				
Accruals charged to:				
Account 108.1 (1)	\$ 34,561	\$	\$	\$ 34,561
Account 108.2 (2)				
Account 108.3 (2)				
Other Accounts (specify):				
Salvage				
Other Credits (Specify):				
Total Credits	\$	\$	\$	\$
Debits during year:				
Book cost of plant retired				
Cost of Removal				
Other Debits (specify):				
Total Debits	\$	\$	\$	\$
Balance end of year	\$ 535,788	\$	\$	\$ 535,788
ACCUMULATED AMORTIZATION Account 110				
Balance first of year	\$ 4,097	\$	\$	\$ 4,097
Credit during year:				
Accruals charged to:				
Account 110.2 (2)	\$ 240	\$	\$	\$ 240
Other Accounts (specify):				
Total credits	\$	\$	\$	\$
Debits during year:				
Book cost of plant retired				
Other debits (specify):				
Total Debits	\$	\$	\$	\$
Balance end of year	\$ 4,337	\$	\$	\$ 4,337

- (1) Account 108 for Class B utilities.
- (2) Not applicable for Class B utilities.
- (3) Account 110 for Class B utilities.



UTILITY NAME: Lighthouse Utilities Company, Inc.

YEAR OF REPORT December 31, 2001
-------------------------------------

**REGULATORY COMMISSION EXPENSE  
AMORTIZATION OF RATE CASE EXPENSE (ACCOUNTS 666 AND 766)**

DESCRIPTION OF CASE (DOCKET NO.) (a)	EXPENSE INCURRED DURING YEAR (b)	CHARGED OFF DURING YEAR	
		ACCT. (d)	AMOUNT (e)
N/A	\$ _____	_____	\$ _____
_____	_____	_____	_____
_____	_____	_____	_____
Total	\$ _____	_____	\$ _____

**NONUTILITY PROPERTY (ACCOUNT 121)**

Report separately each item of property with a book cost of \$25,000 or more included in Account 121.

Other Items may be grouped by classes of property.

DESCRIPTION (a)	BEGINNING YEAR (b)	ADDITIONS (c)	REDUCTIONS (d)	ENDING YEAR BALANCE (e)
_____	\$ 20,000	\$ _____	\$ _____	\$ 20,000
_____	_____	_____	_____	_____
_____	_____	_____	_____	_____
_____	_____	_____	_____	_____
Total Nonutility Property	\$ 20,000	\$ _____	\$ _____	\$ 20,000

**SPECIAL DEPOSITS ( ACCOUNTS 132 AND 133)**

Report hereunder all special deposits carried in Accounts 132 and 133.

DESCRIPTION OF SPECIAL DEPOSITS (a)	YEAR END BOOK COST (b)
SPECIAL DEPOSITS (Account 132): _____ _____	\$ _____
Total Special Deposits	\$ _____
OTHER SPECIAL DEPOSITS (Account 133): _____ _____	\$ _____
Total Other Special Deposits	\$ N/A

UTILITY NAME: Lighthouse Utilities Company, Inc.

<b>YEAR OF REPORT</b> December 31, 2001
--

**INVESTMENTS AND SPECIAL FUNDS  
ACCOUNTS 123 - 127**

Report hereunder all investments and special funds carried in Accounts 123 through 127.

DESCRIPTION OF SECURITY OR SPECIAL FUND (a)	FACE OR PAR VALUE (b)	YEAR END BOOK COST (c)
INVESTMENT IN ASSOCIATED COMPANIES (Account 123): <hr/> <hr/> <hr/> <hr/> <hr/>	\$ _____ _____ _____ _____ _____	\$ N/A _____ _____ _____ _____
Total Investment in Associated Companies		\$ _____
UTILITY INVESTMENTS (Account 124): <hr/> <hr/> <hr/> <hr/> <hr/>	\$ _____ _____ _____ _____ _____	\$ N/A _____ _____ _____ _____
Total Utility Investment		\$ _____
OTHER INVESTMENTS (Account 125): <hr/> <hr/> <hr/> <hr/> <hr/>	\$ _____ _____ _____ _____ _____	\$ N/A _____ _____ _____ _____
Total Other Investment		\$ _____
SPECIAL FUNDS (Class A Utilities: Accounts 126 and 127; Class B Utilities: Account 127): <hr/> <hr/> <hr/> <hr/> <hr/>		\$ N/A _____ _____ _____ _____
Total Special Funds		\$ _____

UTILITY NAME: Lighthouse Utilities Company, Inc.

<b>YEAR OF REPORT</b> December 31, 2001
--

**ACCOUNTS AND NOTES RECEIVABLE - NET**  
**ACCOUNTS 141 - 144**

Report hereunder all accounts and notes receivable included in Accounts 141, 142, and 144. Amounts included in Amounts included in Accounts 142 and 144 should be listed individually.

DESCRIPTION (a)		TOTAL (b)
CUSTOMER ACCOUNTS RECEIVABLE (Account 141):		
Water	\$ 11,762	
Wastewater		
Other		
Total Customer Accounts Receivable		\$ 11,762
OTHER ACCOUNTS RECEIVABLE ( Account 142):		
	\$ 450	
Total Other Accounts Receivable		\$ 450
NOTES RECEIVABLE (Account 144 ):		
	\$	
Total Notes Receivable		\$ 12,212
Total Accounts and Notes Receivable		\$ _____
ACCUMULATED PROVISION FOR UNCOLLECTIBLE ACCOUNTS ( Account 143 )		
Balance first of year	\$	
Add: Provision for uncollectibles for current year	\$	
Collection of accounts previously written off		
Utility Accounts		
Others		
Total Additions		\$
Deduct accounts written off during year:		
Utility Accounts		
Others		
Total accounts written off		\$
Balance end of year		\$ -0-
<b>TOTAL ACCOUNTS AND NOTES RECEIVABLE - NET</b>		<b>\$ 12,212</b>

UTILITY NAME: Lighthouse Utilities Company, Inc.

<b>YEAR OF REPORT</b> December 31, 2001
--

**ACCOUNTS RECEIVABLE FROM ASSOCIATED COMPANIES  
ACCOUNT 145**

Report each account receivable from associated companies separately.

DESCRIPTION (a)	TOTAL (b)
	\$ _____
	_____
	_____
	_____
	_____
	_____
	_____
	_____
	_____
	_____
Total	\$ <u>N/A</u>

**NOTES RECEIVABLE FROM ASSOCIATED COMPANIES  
ACCOUNT 146**

Report each note receivable from associated companies separately.

DESCRIPTION (a)	INTEREST RATE (b)	TOTAL (c)
		% \$ _____
		_____
		_____
		_____
		_____
		_____
		_____
		_____
		_____
Total		\$ <u>N/A</u>

**MISCELLANEOUS CURRENT AND ACCRUED ASSETS  
ACCOUNT 174**

DESCRIPTION - Provide itemized listing (a)	BALANCE END OF YEAR (b)
	\$ _____
	_____
	_____
	_____
Total Miscellaneous Current and Accrued Liabilities	\$ <u>N/A</u>

UTILITY NAME: Lighthouse Utilities Company, Inc.

<b>YEAR OF REPORT</b> December 31, 200
---

**UNAMORTIZED DEBT DISCOUNT AND EXPENSE AND PREMIUM ON DEBT  
ACCOUNTS 181 AND 251**

Report the net discount and expense or premium separately for each security issue.

DESCRIPTION (a)	AMOUNT WRITTEN OFF DURING YEAR (b)	YEAR END BALANCE (c)
UNAMORTIZED DEBT DISCOUNT AND EXPENSE (Account 181): _____ _____ _____	\$ _____ _____ _____	\$ _____ _____ _____
Total Unamortized Debt Discount and Expense	\$ _____	\$ <u>N/A</u>
UNAMORTIZED PREMIUM ON DEBT (Account 251): _____ _____ _____	\$ _____ _____ _____	\$ _____ _____ _____
Total Unamortized Premium on Debt	\$ _____	\$ <u>N/A</u>

**EXTRAORDINARY PROPERTY LOSSES  
ACCOUNT 182**

Report each item separately.

DESCRIPTION (a)	TOTAL (b)
_____ _____ _____	\$ _____ _____ _____
Total Extraordinary Property Losses	\$ <u>N/A</u>

UTILITY NAME: Lighthouse Utilities Company, Inc.

<b>YEAR OF REPORT</b> December 31, 2001
--

**MISCELLANEOUS DEFERRED DEBITS  
ACCOUNT 186**

DESCRIPTION - Provide itemized listing (a)	AMOUNT WRITTEN OFF DURING YEAR (b)	YEAR END BALANCE (c)
DEFERRED RATE CASE EXPENSE (Class A Utilities: Account 186.1)  _____ _____ _____	\$ _____ _____ _____	\$ _____ _____ _____
Total Deferred Rate Case Expense	\$ _____	\$ <u>N/A</u>
OTHER DEFERRED DEBITS (Class A Utilities: Account 186.2):  _____ _____ _____ _____ _____ _____	\$ _____ _____ _____ _____ _____ _____	\$ _____ _____ _____ _____ _____ _____
Total Other Deferred Debits	\$ _____	\$ <u>N/A</u>
REGULATORY ASSETS (Class A Utilities: Account. 186.3):  _____ _____ _____ _____ _____ _____	\$ _____ _____ _____ _____ _____ _____	\$ _____ _____ _____ _____ _____ _____
Total Regulatory Assets	\$ _____	\$ <u>N/A</u>
<b>TOTAL MISCELLANEOUS DEFERRED DEBITS</b>	\$ _____	\$ <u>N/A</u>

UTILITY NAME: Lighthouse Utilities Company, Inc.

<b>YEAR OF REPORT</b> December 31, 2001
--

**CAPITAL STOCK  
ACCOUNTS 201 AND 204\***

DESCRIPTION (a)	RATE (b)	TOTAL (c)
<b>COMMON STOCK</b>		
Par or stated value per share	%	\$ .10
Shares authorized		10,000
Shares issued and outstanding		2,237
Total par value of stock issued	%	\$ 224
Dividends declared per share for year	%	\$ 122.18
<b>PREFERRED STOCK</b>		
Par or stated value per share	%	\$
Shares authorized		
Shares issued and outstanding		
Total par value of stock issued	%	\$
Dividends declared per share for year	%	\$

\* Account 204 not applicable for Class B utilities.

**BONDS  
ACCOUNT 221**

DESCRIPTION OF OBLIGATION (INCLUDING DATE OF ISSUE AND DATE OF MATURITY) (a)	INTEREST		PRINCIPAL AMOUNT PER BALANCE SHEET (d)
	ANNUAL RATE (b)	FIXED OR VARIABLE * (c)	
	%		\$
	%		
	%		
	%		
	%		
	%		
	%		
	%		
	%		
	%		
Total			\$ N/A

\* For variable rate obligations, provide the basis for the rate. (i.e.. prime + 2%, etc.)

UTILITY NAME: Lighthouse Utilities Company, Inc.

YEAR OF REPORT December 31, 200
------------------------------------

**STATEMENT OF RETAINED EARNINGS**

- Dividends should be shown for each class and series of capital stock. Show amounts as dividends per share.
- Show separately the state and federal income tax effect of items shown in Account No. 439.

ACCT. NO. (a)	DESCRIPTION (b)	AMOUNTS (c)
215	Unappropriated Retained Earnings: Balance Beginning of Year	\$ 178,197
439	Changes to Account: Adjustments to Retained Earnings ( requires Commission approval prior to use): Credits: _____	\$ _____
	Total Credits:	\$ _____
	Debits: _____	\$ _____
	Total Debits:	\$ _____
435	Balance Transferred from Income	\$ 115,602
436	Appropriations of Retained Earnings: _____	_____
	Total Appropriations of Retained Earnings	\$ _____
437	Dividends Declared: Preferred Stock Dividends Declared _____	_____
438	Common Stock Dividends Declared <u>Sub S Distribution</u>	27,368
	Total Dividends Declared	\$ _____
215	Year end Balance	\$ _____
214	Appropriated Retained Earnings (state balance and purpose of each appropriated amount at year end): _____	_____
214	Total Appropriated Retained Earnings	\$ _____
Total Retained Earnings		\$ <u>266,431</u>
Notes to Statement of Retained Earnings:		



UTILITY NAME: Lighthouse Utilities Company, Inc.

<b>YEAR OF REPORT</b> December 31, 2001
--

**ADVANCES FROM ASSOCIATED COMPANIES  
ACCOUNT 223**

Report each advance separately.

DESCRIPTION (a)	TOTAL (b)
	\$ _____
	_____
	_____
	_____
	_____
	_____
	_____
	_____
	_____
	_____
Total	\$ <u>N/A</u>

**OTHER LONG-TERM DEBT  
ACCOUNT 224**

DESCRIPTION OF OBLIGATION (INCLUDING DATE OF ISSUE AND DATE OF MATURITY) (a)	INTEREST		PRINCIPAL AMOUNT PER BALANCE SHEET (d)
	ANNUAL RATE (b)	FIXED OR VARIABLE * (c)	
			\$ _____
			_____
			_____
			_____
			_____
			_____
			_____
			_____
			_____
			_____
			_____
			_____
			_____
			_____
			_____
			_____
			_____
			_____
			_____
			_____
			_____
			_____
Total			\$ <u>N/A</u>

\* For variable rate obligations, provide the basis for the rate. (i.e.. prime + 2%, etc.)

UTILITY NAME: Lighthouse Utilities Company, Inc.

<b>YEAR OF REPORT</b> December 31, 2001
--

**NOTES PAYABLE  
ACCOUNTS 232 AND 234**

DESCRIPTION OF OBLIGATION (INCLUDING DATE OF ISSUE AND DATE OF MATURITY) (a)	INTEREST		PRINCIPAL AMOUNT PER BALANCE SHEET (d)
	ANNUAL RATE (b)	FIXED OR VARIABLE * (c)	
NOTES PAYABLE ( Account 232):			
John Thorpe	8.5 %	Fixed	\$ 75,000
Ida Baker	8.5 %	Fixed	70,000
Langdon Flowers, Jr.	8.5 %	Fixed	25,000
William J. Rish	8.5 %	Fixed	100,000
Janet M. or David R. Sapte	8.5 %	Fixed	40,000
Elizabeth T. Hughes	8.5 %	Fixed	70,000
Craig T. Flowers	8.5 %	Fixed	20,000
Margaret A. Flowers Clifton	8.5 %	Fixed	55,000
Langdon F. Flowers III	8.5 %	Fixed	55,000
Total Account 232			\$ <u>510,000</u>
NOTES PAYABLE TO ASSOC. COMPANIES (Account 234):			
_____	%		\$ _____
_____	%		_____
_____	%		_____
_____	%		_____
_____	%		_____
_____	%		_____
_____	%		_____
_____	%		_____
Total Account 234			\$ <u>N/A</u>

\* For variable rate obligations, provide the basis for the rate. (i.e.. prime + 2%, etc.)

**ACCOUNTS PAYABLE TO ASSOCIATED COMPANIES  
ACCOUNT 233**

Report each account payable separately.

DESCRIPTION (a)	TOTAL (b)
_____	\$ _____
_____	_____
_____	_____
_____	_____
_____	_____
_____	_____
Total	\$ <u>N/A</u>

UTILITY NAME: Lighthouse Utilities Company, Inc.

ACCRUED INTEREST AND EXPENSE  
ACCOUNTS 237 AND 427

DESCRIPTION OF DEBIT (a)	BALANCE BEGINNING OF YEAR (b)	INTEREST ACCRUED DURING YEAR		INTEREST PAID DURING YEAR (e)	BALANCE END OF YEAR (f)
		ACCT. DEBIT (c)	AMOUNT (d)		
ACCOUNT NO. 237.1 - Accrued Interest on Long Term Debt					
Ida Baker	\$ (19)	427.2	\$ 4,600	\$ 3,676	\$ 905
Langdon Flowers, Jr.	(46)	427.2	2,125	1,054	1,025
Sheila Fuerst	(250)	427.2	9,011	9,535	(774)
William Rish	(60)	427.2	6,788	5,154	1,574
Janet or David Sapte	(51)	427.2	3,401	1,687	1,663
Total Account 237.1	\$See pg.2		\$See pg. 2	\$See pg. 2	\$ See pg. 2
ACCOUNT NO. 237.2 - Accrued Interest on Other Liabilities					
Customer Deposits	\$	427	\$	\$	\$
Total Account 237.2	\$		\$	\$	\$
Total Account 237 (1)	\$		\$	\$	\$
INTEREST EXPENSED:					
Total accrual Account 237		237	\$		
Less Capitalized Interest Portion of AFUDC:					
Net Interest Expensed to Account No. 427 (2)					

(1) Must agree to F-2 (a), Beginning and  
Ending Balance of Accrued Interest.

(2) Must agree to F-3 (c), Current  
Year Interest Expense



UTILITY NAME: Lighthouse Utilities Company, Inc.

YEAR OF REPORT  
December 31, 2001

ACCRUED INTEREST AND EXPENSE  
ACCOUNTS 237 AND 427

DESCRIPTION OF DEBIT (a)	BALANCE BEGINNING OF YEAR (b)	INTEREST ACCRUED DURING YEAR		INTEREST PAID DURING YEAR (e)	BALANCE END OF YEAR (f)
		ACCT. DEBIT (c)	AMOUNT (d)		
ACCOUNT NO. 237.1 - Accrued Interest on Long Term Debt					
Elizabeth Hughes	\$ 371	427.2	\$ 5,950	\$ 2,950	\$ 3,371
John Thorpe	(63)	427.2	5,763	4,678	1,022
Margaret A. Flowers Clifton		427.2	3,048	2,370	678
Langdon F. Flowers III		427.2	3,048	2,370	678
Craig Flowers		427.2	1,108	862	246
Total Account 237.1	\$ (118)		\$ 44,842	\$ 34,336	\$ 10,388
ACCOUNT NO. 237.2 - Accrued Interest on Other Liabilities					
Customer Deposits	\$	427	\$	\$	\$
Total Account 237.2	\$		\$	\$	\$
Total Account 237 (1)	\$ (118)		\$ 44,842	\$ 34,336	\$ 10,388
INTEREST EXPENSED:					
Total accrual Account 237		237	\$		
Less Capitalized Interest Portion of AFUDC:					
Net Interest Expensed to Account No. 427 (2)			\$ 44,842		

(1) Must agree to F-2 (a), Beginning and Ending Balance of Accrued Interest.

(2) Must agree to F-3 (c), Current Year Interest Expense

YEAR OF REPORT  
December 31, 2001

UTILITY NAME: Lighthouse Utilities Company, Inc.

MISCELLANEOUS CURRENT AND ACCRUED LIABILITIES  
ACCOUNT 241

DESCRIPTION - Provide itemized listing (a)	BALANCE END OF YEAR (b)
	\$ _____
Total Miscellaneous Current and Accrued Liabilities	\$ N/A

ADVANCES FOR CONSTRUCTION  
ACCOUNT 252

NAME OF PAYOR * (a)	BALANCE BEGINNING OF YEAR (b)	ACCT. DEBIT (c)	DEBITS		CREDITS (e)	BALANCE END OF YEAR (f)
			AMOUNT (d)			
Treasure Shores, Ltd.	\$ 20,353		\$ _____		\$ 20,353	
Total	\$ 20,353		\$ _____		\$ _____	\$ 20,353

\* Report advances separately by reporting group, designating water or wastewater in column (a).

UTILITY NAME: Lighthouse Utilities Company, Inc.

<b>YEAR OF REPORT</b> December 31, 2001
--

**OTHER DEFERRED CREDITS  
ACCOUNT 253**

DESCRIPTION - Provide itemized listing (a)	AMOUNT WRITTEN OFF DURING YEAR (b)	YEAR END BALANCE (c)
REGULATORY LIABILITIES (Class A Utilities: Account 253.1):  _____	\$ _____	\$ _____
_____	_____	_____
_____	_____	_____
<b>Total Regulatory Liabilities</b>	\$ _____	\$ <u>N/A</u>
OTHER DEFERRED LIABILITIES (Class A Utilities: Account 253.2):  _____	\$ _____	\$ _____
_____	_____	_____
_____	_____	_____
_____	_____	_____
_____	_____	_____
<b>Total Other Deferred Liabilities</b>	\$ _____	\$ <u>N/A</u>
<b>TOTAL OTHER DEFERRED CREDITS</b>	\$ _____	\$ _____

UTILITY NAME: Lighthouse Utilities Company, Inc.

**YEAR OF REPORT**  
December 31, 2001

**CONTRIBUTIONS IN AID OF CONSTRUCTION  
ACCOUNT 271**

DESCRIPTION (a)	WATER (W-7) (b)	WASTEWATER (S-7) (c)	W & WW OTHER THAN SYSTEM REPORTING (d)	TOTAL (e)
Balance first of year	\$ 796,630	\$ _____	\$ _____	\$ 796,630
Add credits during year:	\$ 82,304	\$ _____	\$ _____	\$ 82,304
Less debit charged during the year	\$ _____	\$ _____	\$ _____	\$ _____
Total Contribution In Aid of Construction	\$ 878,934	\$ _____	\$ _____	\$ 878,934

**ACCUMULATED AMORTIZATION OF CONTRIBUTIONS IN AID OF CONSTRUCTION  
ACCOUNT 272**

DESCRIPTION (a)	WATER (W-8(a)) (b)	WASTEWATER (S-8(a)) (c)	W & WW OTHER THAN SYSTEM REPORTING (d)	TOTAL (e)
Balance first of year	\$ 272,089	\$ _____	\$ _____	\$ 272,089
Debits during the year:	\$ 30,478	\$ _____	\$ _____	\$ 30,478
Credits during the year	\$ _____	\$ _____	\$ _____	\$ _____
Total Accumulated Amortization of Contributions In Aid of Construction	\$ 302,567	\$ _____	\$ _____	\$ 302,567



UTILITY NAME: Lighthouse Utilities Company, Inc.

<b>YEAR OF REPORT</b> December 31, 2001
--

**RECONCILIATION OF REPORTED NET INCOME WITH TAXABLE INCOME FOR FEDERAL INCOME TAXES (UTILITY OPERATIONS)**

- 1 The reconciliation should include the same detail as furnished on Schedule M-1 of the federal tax return for the year. The reconciliation shall be submitted even though there is no taxable income for the year. Descriptions should clearly indicate the nature of each reconciling amount and show the computations of all tax accruals.
- 2 If the utility is a member of a group which files a consolidated federal tax return, reconcile reported net income with taxable net income as if a separate return were to be filed, indicating intercompany amounts to be eliminated in such consolidated return. State names of group members, tax assigned to each group member, and basis of allocation, assignments or sharing of the consolidated tax among the group members.

DESCRIPTION (a)	REF. NO. (b)	AMOUNT (c)
Net income for the year	F-3(c)	\$ 115,603
Reconciling items for the year:		
Taxable income not reported on books:		
<u>Additions to CIAC</u>		82,304
_____		
_____		
_____		
Deductions recorded on books not deducted for return:		
<u>Various Expenses</u>		(9,874)
<u>Interest Expense</u>		10,506
_____		
_____		
_____		
Income recorded on books not included in return:		
_____		
_____		
_____		
_____		
Deduction on return not charged against book income:		
<u>Depreciation and Amortization</u>		(37,307)
_____		
_____		
_____		
Federal tax net income		\$ <u>161,232</u>

Computation of tax :  
 Company is an S-Corporation, therefore, there are no corporate level income taxes.

**WATER  
OPERATION  
SECTION**

UTILITY NAME:

Lighthouse Utilities Company, Inc.

YEAR OF REPORT December 31, 2001
-------------------------------------

**WATER LISTING OF SYSTEM GROUPS**

List below the name of each reporting system and its certificate number. Those systems which have been consolidated under the same tariff should be assigned a group number. Each individual system which has not been consolidated should be assigned its own group number.

The water financial schedules (W-2 through W-10) should be filed for the group in total.

The water engineering schedules (W-11 through W-15) must be filed for each system in the group.

All of the following water pages (W-2 through W-15) should be completed for each group and arranged by group number.

SYSTEM NAME / COUNTY	CERTIFICATE NUMBER	GROUP NUMBER

UTILITY NAME: Lighthouse Utilities Company, Inc.

<b>YEAR OF REPORT</b> December 31, 2001
--

SYSTEM NAME / COUNTY : Gulf County

**SCHEDULE OF YEAR END WATER RATE BASE**

ACCT. NO. (a)	ACCOUNT NAME (b)	REFERENCE PAGE (c)	WATER UTILITY (d)
101	Utility Plant In Service	W-4(b)	\$ 2,059,008
	Less:		
	Nonused and Useful Plant (1)		
108	Accumulated Depreciation	W-6(b)	535,788
110	Accumulated Amortization		4,337
271	Contributions In Aid of Construction	W-7	878,934
252	Advances for Construction	F-20	20,353
	Subtotal		\$ 619,596
272	Add: Accumulated Amortization of Contributions in Aid of Construction	W-8(a)	\$ 302,567
	Subtotal		\$ 922,163
	Plus or Minus:		
114	Acquisition Adjustments (2)	F-7	
115	Accumulated Amortization of Acquisition Adjustments (2)	F-7	
	Working Capital Allowance (3)		22,642
	Other (Specify):		
	WATER RATE BASE		\$ 944,805
	WATER OPERATING INCOME	W-3	\$ 158,671
	ACHIEVED RATE OF RETURN (Water Operating Income / Water Rate Base)		16.8

NOTES : (1) Estimate based on the methodology used in the last rate proceeding.

(2) Include only those Acquisition Adjustments that have been approved by the Commission.

(3) Calculation consistent with last rate proceeding.

In absence of a rate proceeding, Class A utilities will use the Balance Sheet Method and Class B Utilities will use the One-eighth Operating and Maintenance Expense Method.

UTILITY NAME: Lighthouse Utilities Company, Inc.

<b>YEAR OF REPORT</b> December 31, 2001
--

SYSTEM NAME / COUNTY : Gulf County

**WATER OPERATING STATEMENT**

ACCT. NO. (a)	ACCOUNT NAME (b)	REFERENCE PAGE (c)	CURRENT YEAR (d)
	UTILITY OPERATING INCOME		
400	Operating Revenues	W-9	\$ 374,139
469	Less: Guaranteed Revenue and AFPI	W-9	
	Net Operating Revenues		\$ _____
401	Operating Expenses	W-10(a)	\$ 181,138
403	Depreciation Expense	W-6(a)	34,561
	Less: Amortization of CIAC	W-8(a)	30,478
	Net Depreciation Expense		\$ 4,083
406	Amortization of Utility Plant Acquisition Adjustment	F-7	
407	Amortization Expense (Other than CIAC)	F-8	240
408.10	Taxes Other Than Income		
	Utility Regulatory Assessment Fee		14,170
408.11	Property Taxes		10,783
408.12	Payroll Taxes		5,054
408.13	Other Taxes and Licenses		
408	Total Taxes Other Than Income		\$ 30,007
409.1	Income Taxes		
410.10	Deferred Federal Income Taxes		
410.11	Deferred State Income Taxes		
411.10	Provision for Deferred Income Taxes - Credit		
412.10	Investment Tax Credits Deferred to Future Periods		
412.11	Investment Tax Credits Restored to Operating Income		
	Utility Operating Expenses		\$ 215,468
	Utility Operating Income		\$ 158,671
469	Add Back:		
	Guaranteed Revenue (and AFPI)	W-9	\$ _____
413	Income From Utility Plant Leased to Others		
414	Gains (losses) From Disposition of Utility Property		
420	Allowance for Funds Used During Construction		
	Total Utility Operating Income		\$ 158,671

YEAR OF REPORT  
December 31, 2001

UTILITY NAME: Lighthouse Utilities Company, Inc.

SYSTEM NAME / COUNTY: Gulf County

WATER UTILITY PLANT ACCOUNTS

ACCT. NO. (a)	ACCOUNT NAME (b)	PREVIOUS YEAR (c)	ADDITIONS (d)	RETIREMENTS (e)	CURRENT YEAR (f)
301	Organization	\$ 8,570	\$	\$	\$ 8,570
302	Franchises				
303	Land and Land Rights	26,000			26,000
304	Structures and Improvements	28,898	370,879		399,777
305	Collecting and Impounding Reservoirs				
306	Lake, River and Other Intakes				
307	Wells and Springs	52,542			52,542
308	Infiltration Galleries and Tunnels				
309	Supply Mains	209,548			209,548
310	Power Generation Equipment				
311	Pumping Equipment	197,446	13,004		210,450
320	Water Treatment Equipment	7,193			7,193
330	Distribution Reservoirs and Standpipes	32,000			32,000
331	Transmission and Distribution Mains	951,844	4,925		956,769
333	Services	90,403	19,601		110,004
334	Meters and Meter Installations	23,777	1,965		25,742
335	Hydrants				
336	Backflow Prevention Devices				
339	Other Plant Miscellaneous Equipment				
340	Office Furniture and Equipment	2,550			2,550
341	Transportation Equipment	17,863			17,863
342	Stores Equipment				
343	Tools, Shop and Garage Equipment				
344	Laboratory Equipment				
345	Power Operated Equipment				
346	Communication Equipment				
347	Miscellaneous Equipment				
348	Other Tangible Plant				
	TOTAL WATER PLANT	\$ 1,648,634	\$ 410,374	\$	\$ 2,059,008

NOTE: Any adjustments made to reclassify property from one account to another must be footnoted.

YEAR OF REPORT  
December 31, 2001

Lighthouse Utilities Company, Inc.

UTILITY NAME:

Gulf County

SYSTEM NAME / COUNTY:

WATER UTILITY PLANT MATRIX

ACCT. NO.	ACCOUNT NAME (b)	CURRENT YEAR (c)	WATER UTILITY PLANT MATRIX				
			.1 INTANGIBLE PLANT (d)	.2 SOURCE OF SUPPLY AND PUMPING PLANT (e)	.3 WATER TREATMENT PLANT (f)	.4 TRANSMISSION AND DISTRIBUTION PLANT (g)	.5 GENERAL PLANT (h)
(a)		\$ 8,570	\$ 8,570	\$	\$	\$	\$ 26,000
301	Organization	26,000		399,777			
302	Franchises	399,777					
303	Land and Land Rights			52,542			
304	Structures and Improvements	52,542		209,548			
305	Collecting and Impounding Reservoirs						
306	Lake, River and Other Intakes						
307	Wells and Springs	209,548					
308	Infiltration Galleries and Tunnels			210,450			
309	Supply Mains	210,450					
310	Power Generation Equipment	7,193			7,193		
311	Pumping Equipment	32,000				32,000	
320	Water Treatment Equipment	956,769				956,769	
330	Distribution Reservoirs and Standpipes	110,004				110,004	
331	Transmission and Distribution Mains	25,742				25,742	
333	Services						
334	Meters and Meter Installations						2,550
335	Hydrants						17,863
336	Backflow Prevention Devices	2,550					
339	Other Plant Miscellaneous Equipment	17,863					
340	Office Furniture and Equipment						
341	Transportation Equipment						
342	Stores Equipment						
343	Tools, Shop and Garage Equipment						
344	Laboratory Equipment						
345	Power Operated Equipment						
346	Communication Equipment						
347	Miscellaneous Equipment						
348	Other Tangible Plant	\$ 2,059,008	\$ 8,570	\$ 872,317	\$ 7,193	\$ 1,124,515	\$ 46,413
TOTAL WATER PLANT		\$ 2,059,008	\$ 8,570	\$ 872,317	\$ 7,193	\$ 1,124,515	\$ 46,413

W-4(b)

GROUP

UTILITY NAME: Lighthouse Utilities Company, Inc.

YEAR OF REPORT December 31, 2001
-------------------------------------

SYSTEM NAME / COUNTY: Gulf County

**BASIS FOR WATER DEPRECIATION CHARGES**

ACCT. NO. (a)	ACCOUNT NAME (b)	AVERAGE SERVICE LIFE IN YEARS (c)	AVERAGE NET SALVAGE IN PERCENT (d)	DEPRECIATION RATE APPLIED IN PERCENT (100% - d) / c (e)
304	Structures and Improvements			2.8149
305	Collecting and Impounding Reservoirs			
306	Lake, River and Other Intakes			
307	Wells and Springs			7.0561
308	Infiltration Galleries and Tunnels			
309	Supply Mains			1.9818
310	Power Generation Equipment			
311	Pumping Equipment			7.0561
320	Water Treatment Equipment			7.0561
330	Distribution Reservoirs and Standpipes			7.0561
331	Transmission and Distribution Mains			1.9818
333	Services			1.9818
334	Meters and Meter Installations			
335	Hydrants			1.9818
336	Backflow Prevention Devices			
339	Other Plant Miscellaneous Equipment			
340	Office Furniture and Equipment			7.0561
341	Transportation Equipment			20.00
342	Stores Equipment			
343	Tools, Shop and Garage Equipment			
344	Laboratory Equipment			
345	Power Operated Equipment			
346	Communication Equipment			
347	Miscellaneous Equipment			
348	Other Tangible Plant			
Water Plant Composite Depreciation Rate *				

\* If depreciation rates prescribed by this Commission are on a total composite basis, entries should be made on this line only.



YEAR OF REPORT  
December 31, 2001

UTILITY NAME: Lighthouse Utilities Company, Inc.

SYSTEM NAME / COUNTY: Gulf County

ANALYSIS OF ENTRIES IN WATER ACCUMULATED DEPRECIATION

ACCT. NO. (a)	ACCOUNT NAME (b)	BALANCE AT BEGINNING OF YEAR (c)	ACCRUALS (d)	OTHER CREDITS * (e)	TOTAL CREDITS (d + e) (f)
304	Structures and Improvements	\$ 12,402	\$ 3,263	\$	\$ 3,263
305	Collecting and Impounding Reservoirs				
306	Lake, River and Other Intakes				
307	Wells and Springs	30,918	1,591		1,591
308	Infiltration Galleries and Tunnels				
309	Supply Mains	54,252	4,153		4,153
310	Power Generation Equipment				
311	Pumping Equipment	197,446	459		459
320	Water Treatment Equipment	6,631	84		84
330	Distribution Reservoirs and Standpipes	32,000			
331	Transmission and Distribution Mains	134,755	18,961		18,961
333	Services	16,379	1,986		1,986
334	Meters and Meter Installations	4,962	491		491
335	Hydrants				
336	Backflow Prevention Devices				
339	Other Plant Miscellaneous Equipment				
340	Office Furniture and Equipment	2,550			
341	Transportation Equipment	8,932	3,573		3,573
342	Stores Equipment				
343	Tools, Shop and Garage Equipment				
344	Laboratory Equipment				
345	Power Operated Equipment				
346	Communication Equipment				
347	Miscellaneous Equipment				
348	Other Tangible Plant				
TOTAL WATER ACCUMULATED DEPRECIATION		\$ 501,227	\$ 34,561	\$	\$ 34,561

\* Specify nature of transaction  
Use ( ) to denote reversal entries.

**YEAR OF REPORT**  
December 31, 2001

**UTILITY NAME:** Lighthouse Utilities Company, Inc.

**SYSTEM NAME / COUNTY:** Gulf County

**ANALYSIS OF ENTRIES IN WATER ACCUMULATED DEPRECIATION (CONT'D)**

ACCT. NO.	ACCOUNT NAME (b)	PLANT RETIRED (g)	SALVAGE AND INSURANCE (h)	COST OF REMOVAL AND OTHER CHARGES (i)	TOTAL CHARGES (g-h+i)	BALANCE AT END OF YEAR (c+f-k) (l)
304	Structures and Improvements	\$	\$	\$	\$	\$ 15,665
305	Collecting and Impounding Reservoirs					
306	Lake, River and Other Intakes					32,509
307	Wells and Springs					
308	Infiltration Galleries and Tunnels					58,405
309	Supply Mains					
310	Power Generation Equipment					197,905
311	Pumping Equipment					6,715
320	Water Treatment Equipment					32,000
330	Distribution Reservoirs and Standpipes					153,716
331	Transmission and Distribution Mains					18,365
333	Services					5,453
334	Meters and Meter Installations					
335	Hydrants					
336	Backflow Prevention Devices					
339	Other Plant Miscellaneous Equipment					
340	Office Furniture and Equipment					2,550
341	Transportation Equipment					12,505
342	Stores Equipment					
343	Tools, Shop and Garage Equipment					
344	Laboratory Equipment					
345	Power Operated Equipment					
346	Communication Equipment					
347	Miscellaneous Equipment					
348	Other Tangible Plant					
<b>TOTAL WATER ACCUMULATED DEPRECIATION</b>						<b>\$ 535,788</b>

W-6(b)  
GROUP \_\_\_\_\_

UTILITY NAME: Lighthouse Utilities Company, Inc.

<b>YEAR OF REPORT</b> December 31, 2001
--

SYSTEM NAME / COUNTY: Gulf County

**CONTRIBUTIONS IN AID OF CONSTRUCTION  
ACCOUNT 271**

DESCRIPTION (a)	REFERENCE (b)	WATER (c)
Balance first of year		\$ 796,630
Add credits during year:		
Contributions received from Capacity, Main Extension and Customer Connection Charges	W-8(a)	\$ 82,304
Contributions received from Developer or Contractor Agreements in cash or property	W-8(b)	
Total Credits		\$ _____
Less debits charged during the year (All debits charged during the year must be explained below)		\$ _____
Total Contributions In Aid of Construction		\$ 878,934

If any prepaid CIAC has been collected, provide a supporting schedule showing how the amount is determined.

Explain all debits charged to Account 271 during the year below:

---

---

---

---

---

---

---

---

---

---

---

---

---

---

---

---

---

---

---

---

---

---

---

---

---

UTILITY NAME: Lighthouse Utilities Company, Inc.

<b>YEAR OF REPORT</b> December 31, 2001
--

SYSTEM NAME / COUNTY : Gulf County

**WATER CIAC SCHEDULE "A"**

ADDITIONS TO CONTRIBUTIONS IN AID OF CONSTRUCTION RECEIVED FROM CAPACITY,  
MAIN EXTENSION AND CUSTOMER CONNECTION CHARGES RECEIVED DURING THE YEAR

DESCRIPTION OF CHARGE (a)	NUMBER OF CONNECTIONS (b)	CHARGE PER CONNECTION (c)	AMOUNT (d)
<u>System Capacity Fee and Connection Charges</u>	<u>79</u>	\$ _____	\$ <u>82,304</u>
_____	_____	_____	_____
_____	_____	_____	_____
_____	_____	_____	_____
_____	_____	_____	_____
_____	_____	_____	_____
_____	_____	_____	_____
_____	_____	_____	_____
_____	_____	_____	_____
<b>Total Credits</b>			\$ <u>82,304</u>

**ACCUMULATED AMORTIZATION OF WATER CONTRIBUTIONS IN AID OF CONSTRUCTION**

DESCRIPTION (a)	WATER (b)
Balance first of year	\$ <u>272,089</u>
Debits during the year:	
<u>Accruals charged to Account 272</u>	\$ <u>30,478</u>
Other debits (specify): _____ _____	_____ _____
<b>Total debits</b>	\$ <u>30,478</u>
Credits during the year (specify): _____ _____	\$ _____ _____
<b>Total credits</b>	\$ _____
<b>Balance end of year</b>	\$ <u>302,567</u>

UTILITY NAME:

Lighthouse Utilities Company, Inc.

**YEAR OF REPORT**  
December 31, 2001

SYSTEM NAME / COUNTY:

Gulf County

**WATER CIAC SCHEDULE "B"**

ADDITIONS TO CONTRIBUTIONS IN AID OF CONSTRUCTION  
RECEIVED FROM ALL DEVELOPERS OR CONTRACTORS AGREEMENTS  
WHICH CASH OR PROPERTY WAS RECEIVED DURING THE YEAR

DESCRIPTION (a)	INDICATE CASH OR PROPERTY (b)	AMOUNT (c)
		\$ _____
N/A		_____
_____		_____
_____		_____
_____		_____
_____		_____
_____		_____
_____		_____
_____		_____
_____		_____
_____		_____
_____		_____
_____		_____
_____		_____
_____		_____
_____		_____
_____		_____
_____		_____
_____		_____
Total Credits		\$ _____

UTILITY NAME: Lighthouse Utilities Company, Inc.

<b>YEAR OF REPORT</b> December 31, 2001
--

SYSTEM NAME / COUNTY: Gulf County

**WATER OPERATING REVENUE**

ACCT. NO. (a)	DESCRIPTION (b)	BEGINNING YEAR NO. CUSTOMERS * (c)	YEAR END NUMBER OF CUSTOMERS (d)	AMOUNT (e)
460	Water Sales: Unmetered Water Revenue			\$
461.1	Metered Water Revenue: Sales to Residential Customers	824	906	288,444
461.2	Sales to Commercial Customers	16	13	20,455
461.3	Sales to Industrial Customers			
461.4	Sales to Public Authorities	9	9	62,639
461.5	Sales Multiple Family Dwellings			
Total Metered Sales		849	928	\$ 371,538
462.1	Fire Protection Revenue: Public Fire Protection			
462.2	Private Fire Protection			
Total Fire Protection Revenue				\$
464	Other Sales To Public Authorities			
465	Sales To Irrigation Customers			
466	Sales For Resale			
467	Interdepartmental Sales			
Total Water Sales		849	928	\$ 371,538
469	Other Water Revenues: Guaranteed Revenues (Including Allowance for Funds Prudently Invested or AFPI)			\$
470	Forfeited Discounts			
471	Miscellaneous Service Revenues			2,601
472	Rents From Water Property			
473	Interdepartmental Rents			
474	Other Water Revenues			
Total Other Water Revenues				\$ 2,601
Total Water Operating Revenues				\$ 374,139

\* Customer is defined by Rule 25-30.210(1), Florida Administrative Code.

UTILITY NAME:

Lighthouse Utilities Company, Inc.

YEAR OF REPORT  
December 31, 2001

SYSTEM NAME / COUNTY :

Gulf County

WATER UTILITY EXPENSE ACCOUNTS

ACCT. NO. (a)	ACCOUNT NAME (b)	CURRENT YEAR (c)	.1 SOURCE OF SUPPLY AND EXPENSES - OPERATIONS (d)	.2 SOURCE OF SUPPLY AND EXPENSES - MAINTENANCE (e)
601	Salaries and Wages - Employees	\$ 33,817	\$	\$ 3,530
603	Salaries and Wages - Officers, Directors and Majority Stockholders	29,969	4,496	
604	Employee Pensions and Benefits			
610	Purchased Water			
615	Purchased Power	18,187	18,090	
616	Fuel for Power Purchased			
618	Chemicals	5,666	5,666	
620	Materials and Supplies	21,056		
631	Contractual Services-Engineering			
632	Contractual Services - Accounting	5,600		
633	Contractual Services - Legal			
634	Contractual Services - Mgt. Fees			
635	Contractual Services - Testing	37,401		
636	Contractual Services - Other			
641	Rental of Building/Real Property	5,433		
642	Rental of Equipment	28		
650	Transportation Expenses	4,861		
656	Insurance - Vehicle			
657	Insurance - General Liability	14,937		
658	Insurance - Workman's Comp.			
659	Insurance - Other			
660	Advertising Expense			
666	Regulatory Commission Expenses - Amortization of Rate Case Expense			
667	Regulatory Commission Exp.-Other			
668	Water Resource Conservation Exp.			
670	Bad Debt Expense			
675	Miscellaneous Expenses	4,183		
Total Water Utility Expenses		\$ 181,138	\$ 28,252	\$ 3,530

UTILITY NAME:

Lighthouse Utilities Company, Inc.

**YEAR OF REPORT**  
December 31, 2001

SYSTEM NAME / COUNTY :

Gulf County

**WATER EXPENSE ACCOUNT MATRIX**

.3 WATER TREATMENT EXPENSES - OPERATIONS (f)	.4 WATER TREATMENT EXPENSES - MAINTENANCE (g)	.5 TRANSMISSION & DISTRIBUTION EXPENSES - OPERATIONS (h)	.6 TRANSMISSION & DISTRIBUTION EXPENSES - MAINTENANCE (i)	.7 CUSTOMER ACCOUNTS EXPENSE (j)	.8 ADMIN. & GENERAL EXPENSES (k)
\$	\$ 7,354	\$	\$ 16,591	\$	\$ 6,342
1,498		1,199		3,896	18,880
					97
	1,031		8,140		11,885
					5,600
	320		32,769		4,312
				2,716	2,717
		2,661			28
					2,200
					14,937
					4,183
\$ 1,498	\$ 8,705	\$ 3,860	\$ 57,500	\$ 6,612	\$ 71,181



UTILITY NAME:

Lighthouse Utilities Company, Inc.

YEAR OF REPORT December 31, 2001
-------------------------------------

SYSTEM NAME / COUNTY :

Gulf County

**PUMPING AND PURCHASED WATER STATISTICS**

MONTH (a)	WATER PURCHASED FOR RESALE ( Omit 000's ) (b)	FINISHED WATER PUMPED FROM WELLS ( Omit 000's ) (c)	WATER USED FOR LINE FLUSHING, FIGHTING FIRES, ETC. (d)	TOTAL WATER PUMPED AND PURCHASED ( Omit 000's ) [ (b)+(c)-(d) ] (e)	WATER SOLD TO CUSTOMERS ( Omit 000's ) (f)
January		5,611	1,872	3,739	3,739
February		4,587	1,379	3,208	3,208
March		4,856	1,613	3,243	3,243
April		6,247	2,246	4,001	4,001
May		7,273	2,162	5,111	5,111
June		8,264	3,319	4,945	4,945
July		9,375	1,408	7,967	7,967
August		7,007	-1,293	8,300	8,300
September		6,505	2,131	4,374	4,374
October		6,275	2,451	3,824	3,824
November		4,246	533	3,713	3,713
December		6,297	1,873	4,424	4,424
Total for Year	-0-	76,543	19,694	56,849	56,849

If water is purchased for resale, indicate the following:

Vendor \_\_\_\_\_

Point of delivery \_\_\_\_\_

If water is sold to other water utilities for redistribution, list names of such utilities below:

\_\_\_\_\_  
\_\_\_\_\_  
\_\_\_\_\_

List for each source of supply:	CAPACITY OF WELL	GALLONS PER DAY FROM SOURCE	TYPE OF SOURCE
_____	_____	_____	_____
_____	_____	_____	_____
_____	_____	_____	_____
_____	_____	_____	_____

UTILITY NAME: Lighthouse Utilities Company, Inc.

**YEAR OF REPORT**  
December 31, 2001

SYSTEM NAME / COUNTY: Gulf County

**WATER TREATMENT PLANT INFORMATION**

Provide a separate sheet for each water treatment facility

Permitted Capacity of Plant (GPD):	<u>LUCI #1-216</u>
Location of measurement of capacity (i.e. Wellhead, Storage Tank):	<u>Hypopneumatic Tank</u>
Type of treatment (reverse osmosis, sedimentation, chemical, aerated, etc.):	<u>Aerated/Chlorinated</u>
<b>LIME TREATMENT</b>	
Unit rating (i.e., GPM, pounds per gallon): _____	Manufacturer: _____
<b>FILTRATION</b>	
Type and size of area:	
Pressure (in square feet): _____	Manufacturer: _____
Gravity (in GPM/square feet): _____	Manufacturer: _____

UTILITY NAME: Lighthouse Utilities Company, Inc.

**YEAR OF REPORT**  
December 31, 2001

SYSTEM NAME / COUNTY: Gulf County

**WATER TREATMENT PLANT INFORMATION**

Provide a separate sheet for each water treatment facility

Permitted Capacity of Plant (GPD):	<u>LUCI #2 - 316</u>
Location of measurement of capacity (i.e. Wellhead, Storage Tank):	<u>Wellhead</u>
Type of treatment (reverse osmosis, sedimentation, chemical, aerated, etc.):	<u>Aerated/Chlorinated</u>
<b>LIME TREATMENT</b>	
Unit rating (i.e., GPM, pounds per gallon): _____	Manufacturer: _____
<b>FILTRATION</b>	
Type and size of area:	
Pressure (in square feet): _____	Manufacturer: _____
Gravity (in GPM/square feet): _____	Manufacturer: _____



UTILITY NAME: Lighthouse Utilities Company, Inc.

<b>YEAR OF REPORT</b> December 31, 2001
--

SYSTEM NAME / COUNTY : Gulf County

**CALCULATION OF THE WATER SYSTEM METER EQUIVALENTS**

METER SIZE (a)	TYPE OF METER (b)	EQUIVALENT FACTOR (c)	NUMBER OF METERS (d)	TOTAL NUMBER OF METER EQUIVALENTS (c x d) (e)
All Residential		1.0		
5/8"	Displacement	1.0	888	888
3/4"	Displacement	1.5		
1"	Displacement	2.5	9	22.5
1 1/2"	Displacement or Turbine	5.0	6	30
2"	Displacement, Compound or Turbine	8.0	1	8
3"	Displacement	15.0		
3"	Compound	16.0		
3"	Turbine	17.5	2	60
4"	Displacement or Compound	25.0		
4"	Turbine	30.0		
6"	Displacement or Compound	50.0		
6"	Turbine	62.5		
8"	Compound	80.0		
8"	Turbine	90.0		
10"	Compound	115.0		
10"	Turbine	145.0		
12"	Turbine	215.0		
Total Water System Meter Equivalents				<u>1,008.5</u>

**CALCULATION OF THE WATER SYSTEM EQUIVALENT RESIDENTIAL CONNECTIONS**

Provide a calculation used to determine the value of one water equivalent residential connection (ERC).

Use one of the following methods:

- (a) If actual flow data are available from the preceding 12 months, divide the total annual single family residence (SFR) gallons sold by the average number of single family residence customers for the same period and divide the result by 365 days.
- (b) If no historical flow data are available, use:  
 $ERC = ( \text{Total SFR gallons sold (Omit 000)} / 365 \text{ days} / 350 \text{ gallons per day} )$

ERC Calculation:

$$56849 / 1008.5 = 5637 / 365$$

UTILITY NAME: Lighthouse Utilities Company, Inc.

**YEAR OF REPORT**  
December 31, 2001

SYSTEM NAME / COUNTY : Gulf County

**OTHER WATER SYSTEM INFORMATION**

Furnish information below for each system. A separate page should be supplied where necessary.

1. Present ERC's \* the system can efficiently serve. \_\_\_\_\_
2. Maximum number of ERCs \* which can be served. \_\_\_\_\_
3. Present system connection capacity (in ERCs \*) using existing lines. \_\_\_\_\_
4. Future connection capacity (in ERCs \*) upon service area buildout. \_\_\_\_\_
5. Estimated annual increase in ERCs \*. \_\_\_\_\_
6. Is the utility required to have fire flow capacity? No  
If so, how much capacity is required? \_\_\_\_\_
7. Attach a description of the fire fighting facilities.
8. Describe any plans and estimated completion dates for any enlargements or improvements of this system. \_\_\_\_\_  
\_\_\_\_\_  
\_\_\_\_\_
9. When did the company last file a capacity analysis report with the DEP? We are in compliance with all DEP Rules.
10. If the present system does not meet the requirements of DEP rules:
  - a. Attach a description of the plant upgrade necessary to meet the DEP rules.
  - b. Have these plans been approved by DEP? N/A
  - c. When will construction begin? N/A
  - d. Attach plans for funding the required upgrading.
  - e. Is this system under any Consent Order with DEP? N/A
11. Department of Environmental Protection ID # 1230848
12. Water Management District Consumptive Use Permit # 5830085
  - a. Is the system in compliance with the requirements of the CUP? Yes
  - b. If not, what are the utility's plans to gain compliance? N/A

\* An ERC is determined based on the calculation on the bottom of Page W-13.