

**OFFICIAL COPY**  
**Public Service Commission**  
**Do Not Remove from this Office**

**CLASS "C"**

**WATER AND/OR WASTEWATER UTILITIES**

(Gross Revenue of Less Than \$200,000 Each)

# **ANNUAL REPORT**

OF

WU538-04-AR  
Ron Clark  
O&S Water Company, Inc.  
P. O. Box 422364  
Kissimmee, FL 34742-2364

*Submitted To The*

**STATE OF FLORIDA**



**PUBLIC SERVICE COMMISSION**

FOR THE

**YEAR ENDED DECEMBER 31, 2004**

**FINANCIAL**

**SECTION**

**REPORT OF**

**O & S Water Company Inc.**

(EXACT NAME OF UTILITY)

501 E. Oak Street, Suite A Kissimmee, Florida 34744	Same	Osceola County
Mailing Address	Street Address	County
Telephone Number <u>407-846-2650</u>	Date Utility First Organized	<u>1984</u>
Fax Number <u>407-846-3790</u>	E-mail Address	_____
Sunshine State One-Call of Florida, Inc. Member No.	<u>N/A</u>	

Check the business entity of the utility as filed with the Internal Revenue Service:

- Individual                     
  Sub Chapter S Corporation                     
  1120 Corporation                     
  Partnership

Name, Address and phone where records are located:      Computer Tax & Accounting Services, Inc.  
1900 SW 57 Avenue - Suite 2, Miami, Florida 33155      Tel: 305-269-0255

Name of subdivisions where services are provided:      Eagle Lakes    Pleasant Hill Lakes  
Concord Estates

With purchased water, we provide services to Bellalago subdivision and Audobon reserves.

**CONTACTS:**

Name	Title	Principle Business Address	Salary Charged Utility
Person to send correspondence: <u>Jack Olsen</u>	<u>President</u>	<u>501 E. Oak Street - Suite A Kissimmee, Florida 34744</u>	\$ <u>72,000</u>
Person who prepared this report: <u>Roy F. Woodruff</u>	<u>Accountant / Treasurer</u>	<u>1900 SW 57 Ave. - Suite 2 Miami, Florida 33155</u>	\$ <u>None</u>
Officers and Managers: <u>Ron Clark</u> <u>Scott Stewart</u>	<u>Certified Operation Plant Manager</u>	<u>501 E. Oak Street - Suite A Kissimmee, Florida 34744</u>	\$ <u>None</u>
	<u>Vice President</u>	<u>501 E. Oak Street - Suite A Kissimmee, Florida 34744</u>	\$ <u>None</u>

Report every corporation or person owning or holding directly or indirectly 5 percent or more of the voting securities of the reporting utility:

Name	Percent Ownership in Utility	Principle Business Address	Salary Charged Utility
<u>Ruth Stewart</u>	<u>41</u>	_____	\$ <u>0</u>
<u>Ron Clark</u>	<u>13</u>	_____	\$ <u>0</u>
<u>Scott Stewart</u>	<u>10</u>	_____	\$ <u>0</u>
<u>Jack Olsen</u>	<u>10</u>	_____	\$ <u>72,000</u>
<u>Jack Echison</u>	<u>6</u>	_____	\$ <u>0</u>
<u>Roy F. Woodruff</u>	<u>5</u>	_____	\$ <u>0</u>
<u>Walter Pine Trustee</u>	<u>6</u>	_____	_____

UTILITY NAME: O & S Water Company, Inc.

YEAR OF REPORT DECEMBER 31, 2004
-------------------------------------

**INCOME STATEMENT**

Account Name	Ref. Page	Water	Wastewater	Other	Total Company
Gross Revenue:					
Residential_____		\$ 83,298	\$ _____	\$ _____	\$ 83,298
Commercial_____		150,519	_____	_____	150,519
Industrial_____		_____	_____	_____	_____
Multiple Family_____		_____	_____	_____	_____
Guaranteed Revenues_____		123,595	_____	_____	123,595
Other (Specify)_____		93	_____	_____	93
Total Gross Revenue_____		\$ 357,505	\$ _____	\$ _____	\$ 357,505
Operation Expense (Must tie to pages W-3 and S-3)	W-3 S-3	\$ 562,586	\$ _____	\$ _____	\$ 562,586
Depreciation Expense_____	F-5	41,706	_____	_____	41,706
CIAC Amortization Expense_____	F-8	(35,084)	_____	_____	(35,084)
Taxes Other Than Income_____	F-7	58,985	_____	_____	58,985
Income Taxes_____	F-7	0	_____	_____	0
Total Operating Expense		\$ 628,193	_____	_____	\$ 628,193
Net Operating Income (Loss)		\$ (270,688)	\$ _____	\$ _____	\$ (270,688)
Other Income:					
Nonutility Income_____		\$ _____	\$ _____	\$ _____	\$ 0
Interest Income		1,227	_____	_____	1,227
Other Deductions:					
Miscellaneous Nonutility Expenses_____		\$ _____	\$ _____	\$ _____	\$ _____
Interest Expense_____		211,526	_____	_____	211,526
Net Income (Loss)		\$ (480,987)	\$ 0	\$ 0	\$ (480,987)

UTILITY NAME: O & S Water Company, Inc.

YEAR OF REPORT December 31, 2004
-------------------------------------

COMPARATIVE BALANCE SHEET

ACCOUNT NAME	Reference Page	Current Year	Previous Year
<b>Assets:</b>			
Utility Plant in Service (101-105) _____	F-5,W-1,S-1	\$ 2,664,901	\$ 2,039,780
Accumulated Depreciation and Amortization (108) _____	F-5,W-2,S-2	274,810	233,104
<b>Net Utility Plant</b> _____		<b>\$ 2,390,091</b>	<b>\$ 1,806,676</b>
Cash _____		6,455	11,383
Customer Accounts Receivable (141) _____			
Other Assets (Specify <u>Employee Loan</u> ) _____		2,413	79,925
Land Cost _____		6,014	6,014
<b>Total Assets</b> _____		<b>\$ 2,404,973</b>	<b>\$ 1,903,998</b>
<b>Liabilities and Capital:</b>			
Common Stock Issued (201) _____	F-6	173,202	173,202
Preferred Stock Issued (204) _____	F-6		
Other Paid in Capital (211) _____			
Retained Earnings (215) _____	F-6	(1,413,939)	(932,952)
Proprietary Capital (Proprietary and partnership only) (218) _____	F-6		
<b>Total Capital</b> _____		<b>\$ (1,240,737)</b>	<b>\$ (759,750)</b>
Long Term Debt (224) _____	F-6	\$ 841,997	\$ 344,997
Accounts Payable (231) _____		558,616	521,300
Notes Payable (232) _____			
Customer Deposits (235) _____			
Accrued Taxes (236) _____		38,888	3,315
Other Liabilities (Specify) _____			
Accrued Interest _____		1,945	4,992
Contributions system _____		928,240	1,209,845
Advances for Construction <u>Meters</u> _____		198,240	96,158
Contributions in Aid of Construction - Net (271-272) _____	F-8	1,077,784	483,141
<b>Total Liabilities and Capital</b> _____		<b>\$ 2,404,973</b>	<b>\$ 1,903,998</b>

UTILITY NAME: O & S Water Company, Inc.

YEAR OF REPORT DECEMBER 31, 2004
-------------------------------------

GROSS UTILITY PLANT

Plant Accounts: (101 - 107) inclusive	Water	Wastewater	Plant other Than Reporting Systems	Total
Utility Plant in Service (101)	\$ 958,348	\$	\$	\$ 958,348
Construction Work in Progress (105) _____				
Other (Specify) <u>16" Main</u> _____	332,511			332,511
New Construction	5,078			5,078
Meter Connection	16,890			16,890
New Pump Equipment	20,982			20,982
Total Utility Plant _____	\$ 1,333,809	\$	\$	\$ 1,333,809

ACCUMULATED DEPRECIATION (A/D) AND AMORTIZATION OF UTILITY PLANT

Account      108	Water	Wastewater	Other Than Reporting Systems	Total
Balance First of Year _____	\$ 233,104	\$	\$	\$ 233,104
Add Credits During Year:				
Accruals charged to depreciation account _____	\$ 41,706	\$	\$	\$ 41,706
Salvage _____				
Other Credits (specify) _____				
Total Credits _____	\$ 274,810	\$	\$	\$ 274,810
Deduct Debits During Year:				
Book cost of plant retired _____	\$	\$	\$	\$
Cost of removal _____				
Other debits (specify) _____				
Total Debits _____	\$	\$	\$	\$
Balance End of Year _____	\$ 274,810	\$	\$	\$ 274,810

UTILITY NAME: O & S Water Company, Inc.

YEAR OF REPORT DECEMBER 31, 2004
-------------------------------------

**CAPITAL STOCK ( 201 - 204 )**

	Common Stock	Preferred Stock
Par or stated value per share _____	_____	_____
Shares authorized _____	100	_____
Shares issued and outstanding _____	100	_____
Total par value of stock issued _____	_____	_____
Dividends declared per share for year _____	_____	_____

**RETAINED EARNINGS ( 215 )**

	Appropriated	Un- Appropriated
Balance first of year _____	_____	(932,952)
Changes during the year (Specify): _____	_____	(480,987)
_____	_____	_____
_____	_____	_____
Balance end of year _____	_____	(1,413,939)

**PROPRIETARY CAPITAL ( 218 )**

	Proprietor Or Partner	Partner
Balance first of year _____	\$ _____	\$ _____
Changes during the year (Specify): _____	_____	_____
_____	_____	_____
_____	_____	_____
Balance end of year _____	\$ _____	\$ _____

**LONG TERM DEBT ( 224 )**

Description of Obligation (Including Date of Issue and Date of Maturity):	Interest		Principal per Balance Sheet Date
	Rate	# of Pymts	
Chernau Mortgage	7%	304	\$ 140,641
Chernau Mortgage	7%	304	201,356
Denis Turnoch Trustee	_____	_____	500,000
Total _____	_____	_____	841,997

UTILITY NAME: O & S Water Company, Inc.

YEAR OF REPORT DECEMBER 31, 2004
-------------------------------------

**TAX EXPENSE**

(a)	Water (b)	Wastewater (c)	Other (d)	Total (e)
Income Taxes:				
Federal income tax _____	\$ _____	\$ _____	\$ _____	\$ _____
State income Tax _____	_____	_____	_____	_____
Taxes Other Than Income: Misc.				
State ad valorem tax _____	_____	_____	_____	_____
Local property tax _____	76	_____	_____	_____
Regulatory assessment fee _____	19,728	_____	_____	_____
Other (Specify) <u>Intangible</u> _____	_____	_____	_____	_____
Payroll Tax _____	15,809	_____	_____	_____
Personal Property Taxes _____	23,372	_____	_____	_____
Total Tax Expense _____	\$ 58,985	\$ _____	\$ _____	\$ _____

**PAYMENTS FOR SERVICES RENDERED BY OTHER THAN EMPLOYEES**

Report all information concerning outside rate, management, construction, advertising, labor relations, public relations, or other similar professional services rendered the respondent for which aggregate payments during the year to any corporation, partnership, individual, or organization of any kind whatever amounting to \$500 or more.

Name of Recipient	Water Amount	Wastewater Amount	Description of Service
Clark's Water & Wasterwater Inc.	\$ 58,258	\$ _____	
Granville Ramsey	\$ 12,225	\$ _____	
_____	\$ _____	\$ _____	
_____	\$ _____	\$ _____	
_____	\$ _____	\$ _____	
_____	\$ _____	\$ _____	
_____	\$ _____	\$ _____	
_____	\$ _____	\$ _____	
_____	\$ _____	\$ _____	
_____	\$ _____	\$ _____	
_____	\$ _____	\$ _____	
_____	\$ _____	\$ _____	
_____	\$ _____	\$ _____	
_____	\$ _____	\$ _____	
_____	\$ _____	\$ _____	



UTILITY NAME: O & S Water Company, Inc.

YEAR OF REPORT DECEMBER 31, 2004
-------------------------------------

**CONTRIBUTIONS IN AID OF CONSTRUCTION ( 271 )**

(a)	Water (b)	Wastewater (c)	Total (d)
1) Balance first of year_____	\$ 483,141	\$ _____	\$ 483,141
2) Add credits during year_____	_____	_____	_____
	686,323	\$ _____	686,323
3) Total_____	\$ 1,169,464	_____	\$ 1,169,464
4) Deduct charges during the year_____	_____	_____	0
5) Balance end of year_____	1,169,464	_____	1,169,464
6) Less Accumulated Amortization_____	91,680	_____	91,680
7) Net CIAC_____	\$ 1,077,784	\$ _____	\$ 1,077,784

**ADDITIONS TO CONTRIBUTIONS IN AID OF CONSTRUCTION DURING YEAR (CREDITS)**

Report below all developers or contractors agreements from which cash or property was received during the year.		Indicate "Cash" or "Property"	Water	Wastewater
Bellalago Phase 2N		Property	73,880	_____
Bellalago Phase 3 N		Property	55,420	_____
Concord Estates Phase 1-A		Property	238,938	_____
_____				
Sub-total_____			\$ 368,238	\$ _____
Report below all capacity charges, main extension charges and customer connection charges received during the year.				
Description of Charge	Number of Connections	Charge per Connection		
Meter Connection	546	\$ 300	\$ 163,800	\$ _____
Other Capacity Charges			104,285	_____
Total Credits During Year (Must agree with line # 2 above.)_____			\$ 636,323	\$ _____

**ACCUMULATED AMORTIZATION OF CIAC (272)**

	Water	Wastewater	Total
Balance First of Year_____	\$ 56,596	\$ _____	\$ 56,596
Add Debits During Year: 3%_____	35,084	_____	35,084
Deduct Credits During Year:_____	_____	_____	_____
Balance End of Year (Must agree with line #6 above.)	\$ 91,680	\$ _____	\$ 91,680

**WATER  
OPERATING  
SECTION**

UTILITY NAME: O & S Water Company, Inc.

YEAR OF REPORT DECEMBER 31, 2004
-------------------------------------

WATER OPERATION AND MAINTENANCE EXPENSE

Acct. No. (a)	Account Name (b)	Previous Year (c)	Additions (d)	Retirements (e)	Current Year (f)
301	Organization_____	\$ _____	\$ _____	\$ _____	\$ _____
302	Franchises_____				
303	Land and Land Rights_____	6,014			6,014
304	Structures and Improvements_____	733,316			733,316
305	Collecting and Impounding Reservoirs_____				
306	Lake, River and Other Intakes_____				
307	Wells and Springs_____				
308	Infiltration Galleries and Tunnels_____				
309	Supply Mains_____		12,826		12,826
310	Power Generation Equipment_____	40,685			40,685
311	Pumping Equipment_____	42,920			42,920
320	Water Treatment Equipment_____	7,000	20,982		27,982
330	Distribution Reservoirs and Standpipes_____				
331	Transmission and Distribution Lines_____	948,556	311,320		1,259,876
333	Services_____	107,509			107,509
334	Meters and Meter Installations_____		152,810		152,810
335	Hydrants_____	153,780	114,071		267,851
336	Backflow Prevention Devices_____				
339	Other Plant and Miscellaneous Equipment_____				
340	Office Furniture and Equipment_____		10,216		10,216
341	Transportation Equipment_____				
342	Stores Equipment_____				
343	Tools, Shop and Garage Equipment_____		2,896		2,896
344	Laboratory Equipment_____				
345	Power Operated Equipment_____				
346	Communication Equipment_____				
347	Miscellaneous Equipment_____				
348	Other Tangible Plant_____				
	<b>Total Water Plant_____</b>	<b>\$ 2,039,780</b>	<b>\$ 625,121</b>	<b>\$ 0</b>	<b>\$ 2,664,901</b>

UTILITY NAME: O & S Water Company, Inc.

YEAR OF REPORT  
DECEMBER 31, 2004

ANALYSIS OF ACCUMULATED DEPRECIATION BY PRIMARY ACCOUNT - WATER

Acct. No. (a)	Account (b)	Average Service Life in Years (c)	Average Salvage in Percent (d)	Depr. Rate Applied (e)	Accumulated Depreciation Balance Previous Year (f)	Debits (g)	Credits (h)	Accum. Depr. Balance End of Year (f-g+h=i) (i)
304	Structures and Improvements		%	%	\$	\$	\$	\$
305	Collecting and Impounding Reservoirs		%	%				
306	Lake, River and Other Intakes		%	%				
307	Wells and Springs		%	%				
308	Infiltration Galleries & Tunnels		%	%				
309	Supply Mains		%	%				
310	Power Generating Equipment		%	%				
311	Pumping Equipment		%	%				
320	Water Treatment Equipment		%	%				
330	Distribution Reservoirs & Standpipes		%	%				
331	Trans. & Dist. Mains		%	%				
333	Services		%	%				
334	Meter & Meter Installations		%	%				
335	Hydrants		%	%				
336	Backflow Prevention Devices		%	%				
339	Other Plant and Miscellaneous Equipment		%	%				
340	Office Furniture and Equipment		%	%				
341	Transportation Equipment		%	%				
342	Stores Equipment		%	%				
343	Tools, Shop and Garage Equipment		%	%				
344	Laboratory Equipment		%	%				
345	Power Operated Equipment		%	%				
346	Communication Equipment		%	%				
347	Miscellaneous Equipment		%	%				
348	Other Tangible Plant		%	%				
	Totals				\$ 233,104	\$ 0	\$ 41,706	\$ 274,810 *

\* This amount should tie to Sheet F-5.

**Plases see the Depreciation Schedule attached.**

**O&S Water Company  
Depreciation for 2004**

Description	Date Acq.	Cost or Basis	Method	Life	Type	Accumulated Depreciation	2004 Depreciation	2005 Depreciation	2006 Depreciation
<u>Plant &amp; Equipment (304)</u> Original System	1/1/1993	525,406	SLD	30	M	219,938	17,514	17,514	17,514
Plant & Equipment Adj.	1/1/2003	90,000	SLD	30	M	1,500	3,000	3,000	3,000
New Construction	6/30/2003	199,298	SLD	30	M	3,322	6,643	6,643	6,643
	6/30/2004	5,078	SLD	30	M		85	170	170
Fence	6/30/2003	11,626	SLD	15	M	349	775	775	775
<b>Sub Total:</b>		<b>831,408</b>				<b>225,109</b>	<b>28,017</b>	<b>28,102</b>	<b>28,102</b>
<u>Generator Plant (310)</u>									
Generator	6/30/2002	40,000	SLD	20	C	3,000	2,000	2,000	2,000
Additions	6/30/2003	685	SLD	20	C	17	17	34	34
<b>Sub Total:</b>		<b>40,685</b>				<b>3,017</b>	<b>2,017</b>	<b>2,034</b>	<b>2,034</b>

**O&S Water Company  
Depreciation for 2004**

	Date Acq.	Cost or Basis	Method	Life	Type	Accumulated Depreciation	2004 Depreciation	2005 Depreciation	2006 Depreciation
<b><u>Pump Equipment (311)</u></b>									
New Pump Equipment									
	6/30/2002	40,000	SLD	20	C	3,000	2,000	2,000	2,000
Additions	6/30/2003	2,920	SLD	20	C	73	73	146	146
Additions	6/30/2004	20,982	SLD	20	C	525	525	1,050	1,050
<b>Sub Total:</b>		<b>63,902</b>				<b>3,073</b>	<b>2,598</b>	<b>3,196</b>	<b>3,196</b>
<b><u>Water Treatment (340)</u></b>									
Water Treatment Equip.									
	6/30/2002	7,000	SLD	20	C	525	350	350	350
<b>Sub Total:</b>		<b>7,000</b>				<b>525</b>	<b>350</b>	<b>350</b>	<b>350</b>
<b><u>Meter Reader (340)</u></b>									
Meter Reader									
	6/30/2003	41,413	SLD	15	C	1,380	2,760	2,760	2,760
<b>Sub Total:</b>		<b>41,413</b>				<b>1,380</b>	<b>2,760</b>	<b>2,760</b>	<b>2,760</b>
<b><u>Water Main Depreciable (311)</u></b>									
Meter Connection									
	6/30/2004	332,511	SLD	30			5,542	11,084	11,084
	6/30/2004	16,890	SLD	20			422	844	844
<b>Sub Total:</b>		<b>349,401</b>					<b>5,964</b>	<b>11,928</b>	<b>11,928</b>
<b>Total Depreciation:</b>		<b>1,333,809</b>				<b>233,104</b>	<b>41,706</b>	<b>48,370</b>	<b>48,370</b>

UTILITY NAME: O & S Water Company, Inc.

YEAR OF REPORT DECEMBER 31, 2004
-------------------------------------

**WATER OPERATION AND MAINTENANCE EXPENSE**

Acct. No.		Amount
601	Salaries and Wages - Employees	\$ 64,596
603	Salaries and Wages - Officers, Directors, and Majority Stockholders	72,000
604	Employee Pensions and Benefits	4,682
610	Purchased Water	83,750
615	Purchased Power	11,243
616	Fuel for Power Production	202
618	Chemicals	3,988
620	Materials and Supplies	9,709
630	Contractual Services:	
	Billing	75,596
	Professional	56,316
	Testing	
	Other	
640	Rents	11,194
650	Transportation Expense	397
655	Insurance Expense	8,506
665	Regulatory Commission Expenses (Amortized Rate Case Expense)	
670	Bad Debt Expense	
675	Miscellaneous Expenses	160,407
	Total Water Operation And Maintenance Expense	\$ 562,586

\* This amount should tie to Sheet F-3.

**WATER CUSTOMERS**

Description (a)	Type of Meter ** (b)	Equivalent Factor (c)	Number of Active Customers		Total Number of Meter Equivalents (c x e) (f)
			Start of Year (d)	End of Year (e)	
<b>Residential Service</b>					
5/8"	D	1	503	1039	1039
3/4"	D	1.5			
1"	D	2.5			
1 1/2"	D,T	5			
<b>General Service</b>					
5/8"	D	1			
3/4"	D	1.5			
1"	D	2.5			
1 1/2"	D,T	5			
2"	D,C,T	8			
3"	D	15			
3"	C	16			
3"	T	17.5			
<b>Unmetered Customers</b>					
<b>Other (Specify)</b>					
Total			503	1039	1039

D = Displacement  
C = Compound  
T = Turbine

## Miscellaneous Expenses

Accounting	\$	16,260 -
Advertising	\$	574 -
Bank Charges	\$	1,209 -
Hurricane Costs	\$	4,037 -
Legal	\$	13,528 -
Loan Costs	\$	86,559 -
Postage	\$	4,714 -
Telephone	\$	9,223 -
Office Expenses	\$	<u>24,303 -</u>
<b>Total:</b>	<b>\$</b>	<b>160,407 -</b>



UTILITY NAME: O & S Water Company, Inc.

YEAR OF REPORT DECEMBER 31, 2004
-------------------------------------

SYSTEM NAME: \_\_\_\_\_

**PUMPING AND PURCHASED WATER STATISTICS**

(a)	Water Purchased For Resale (Omit 000's) (b)	Finished Water From Wells (Omit 000's) (c)	Recorded Accounted For Loss Through Line Flushing Etc. (Omit 000's) (d)	Total Water Pumped And Purchased (Omit 000's) [(b)+(c)-(d)] (e)	Water Sold To Customers (Omit 000's) (f)
January_____	4,020	5,070	38	9,052	9,052
February_____	4,524	5,130	28	9,626	9,626
March_____	4,882	6,254	59	11,077	11,077
April_____	7,465	6,737	84	14,118	14,118
May_____	9,670	4,847	38	14,479	14,479
June_____	9,165	7,277	105	16,337	16,337
July_____	11,581	6,409	33	17,957	17,957
August_____	7,535	2,554	33	10,056	10,056
September_____	7,407	2,735	113	10,029	10,029
October_____	7,484	8,433	48	15,869	15,869
November_____	10,724	7,614	42	18,296	18,296
December_____	16,471	4,288	45	20,714	12,204
Total for Year_____	100,928	67,348	666	167,610	159,100

If water is purchased for resale, indicate the following:

Vendor Florida Government Utility Authority

Point of delivery \_\_\_\_\_

If water is sold to other water utilities for redistribution, list names of such utilities below:

\_\_\_\_\_  
\_\_\_\_\_

**MAINS (FEET)**

Kind of Pipe (PVC, Cast Iron, Coated Steel, etc.)	Diameter of Pipe	First of Year	Added	Removed or Abandoned	End of Year
PVC - C160	16"	0	6298		6298
PVC - C160	10"	13100	4766		17866
PVC - C160	8"	11600	67207		78807
PVC - C160	6"	1450	0		1450
PVC - C160	4"	5800	0		5800
PVC Water Main	12"	0	3400		3400
PVC Water Main	2"	0	1600		1600

UTILITY NAME: O & S Water Company, Inc.

YEAR OF REPORT December 31, 2004
-------------------------------------

SYSTEM NAME: \_\_\_\_\_

**WELLS AND WELL PUMPS**

(a)	(b)	(c)	(d)	(e)
Year Constructed _____	1990			
Types of Well Construction and Casing _____	Steel			
Depth of Wells _____	4351			
Diameters of Wells _____	10"			
Pump - GPM _____	800			
Motor - HP _____	215			
Motor Type * _____	Cent			
Yields of Wells in GPD _____				
Auxiliary Power _____	Diesel Gen			

\* Submersible, centrifugal, etc.

**RESERVOIRS**

(a)	(b)	(c)	(d)	(e)
Description (steel, concrete)	Steel			
Capacity of Tank _____	71000			
Ground or Elevated _____	Ground			

**HIGH SERVICE PUMPING**

(a)	(b)	(c)	(d)	(e)
<u>Motors</u>				
Manufacturer _____	GE			
Type _____	3 Phase			
Rated Horsepower _____	30HP			
<u>Pumps</u>				
Manufacturer _____	Peerless			
Type _____	Cent			
Capacity in GPM _____	2-500GNN			
Average Number of Hours Operated Per Day _____	1-2			
Auxiliary Power _____	Diesel Gen			

UTILITY NAME: O & S Water Company, Inc.

YEAR OF REPORT DECEMBER 31, 2004
-------------------------------------

**SOURCE OF SUPPLY**

List for each source of supply ( Ground, Surface, Purchased Water etc. )			
Permitted Gals. per day_____	Ground	Purchased Water	
Type of Source_____	Deep Well	Deep Well	

**WATER TREATMENT FACILITIES**

List for each Water Treatment Facility:			
Type_____	Steel		
Make_____	Aqua Store		
Permitted Capacity (GPD)___	1580		
High service pumping			
Gallons per minute_____			
Reverse Osmosis_____			
Lime Treatment			
Unit Rating_____			
Filtration			
Pressure Sq. Ft._____			
Gravity GPD/Sq.Ft._____			
Disinfection			
Chlorinator_____			
Ozone_____			
Other_____			
Auxiliary Power_____	Diesel		

UTILITY NAME: O & S Water Company, Inc.

YEAR OF REPORT  
DECEMBER 31, 2004

SYSTEM NAME: \_\_\_\_\_

**GENERAL WATER SYSTEM INFORMATION**

Furnish information below for each system. A separate page should be supplied where necessary.

1. Present ERC's \* the system can efficiently serve. \_\_\_\_\_
2. Maximum number of ERCs \* which can be served. \_\_\_\_\_
3. Present system connection capacity (in ERCs \*) using existing lines. \_\_\_\_\_
4. Future connection capacity (in ERCs \*) upon service area buildout. \_\_\_\_\_
5. Estimated annual increase in ERCs \*. \_\_\_\_\_
6. Is the utility required to have fire flow capacity? \_\_\_\_\_  
If so, how much capacity is required? \_\_\_\_\_
7. Attach a description of the fire fighting facilities.
8. Describe any plans and estimated completion dates for any enlargements or improvements of this system.  
\_\_\_\_\_  
\_\_\_\_\_
9. When did the company last file a capacity analysis report with the DEP? \_\_\_\_\_
10. If the present system does not meet the requirements of DEP rules, submit the following:
  - a. Attach a description of the plant upgrade necessary to meet the DEP rules.
  - b. Have these plans been approved by DEP? \_\_\_\_\_
  - c. When will construction begin? \_\_\_\_\_
  - d. Attach plans for funding the required upgrading.
  - e. Is this system under any Consent Order with DEP? \_\_\_\_\_
11. Department of Environmental Protection ID # 3494287
12. Water Management District Consumptive Use Permit # 082-390W
  - a. Is the system in compliance with the requirements of the CUP? Yes
  - b. If not, what are the utility's plans to gain compliance? \_\_\_\_\_  
\_\_\_\_\_

\* An ERC is determined based on one of the following methods:  
(a) If actual flow data are available from the preceding 12 months:  
Divide the total annual single family residence (SFR) gallons sold by the average number of single family residents (SFR) gallons sold by the average number of single family residence customers for the same period and divide the result by 365 days.  
  
(b) If no historical flow data are available use:  
ERC = (Total SFR gallons sold (omit 000/365 days/350 gallons per day).

# WASTEWATER OPERATING SECTION

**Note:** This utility is a water only service; therefore, Pages S-1 through S-6 have been omitted from this report.

UTILITY NAME: \_\_\_\_\_

YEAR OF REPORT  
DECEMBER 31, 2004


# CERTIFICATION OF ANNUAL REPORT

I HEREBY CERTIFY, to the best of my knowledge and belief:


- |  |                                |    |  |
|--|--------------------------------|----|--|
| YES<br><input checked="" type="checkbox"/> | NO<br><input type="checkbox"/> | 1. | The utility is in substantial compliance with the Uniform System of Accounts prescribed by the Florida Public Service Commission in Rule 25-30.115 (1), Florida Administrative Code.   |
| YES<br><input checked="" type="checkbox"/> | NO<br><input type="checkbox"/> | 2. | The utility is in substantial compliance with all applicable rules and orders of the Florida Public Service Commission.  |
| YES<br><input checked="" type="checkbox"/> | NO<br><input type="checkbox"/> | 3. | There have been no communications from regulatory agencies concerning noncompliance with, or deficiencies in, financial reporting practices that could have a material effect on the financial statement of the utility.   |
| YES<br><input checked="" type="checkbox"/> | NO<br><input type="checkbox"/> | 4. | The annual report fairly represents the financial condition and results of operations of the respondent for the period presented and other information and statements presented in the report as to the business affairs of the respondent are true, correct, and complete for the period for which it represents. |

### Items Certified

- |   |   |   |   |
|---|---|---|---|
| 1.<br><input checked="" type="checkbox"/> | 2.<br><input checked="" type="checkbox"/> | 3.<br><input checked="" type="checkbox"/> | 4.<br><input checked="" type="checkbox"/> |
|---|---|---|---|

  
\_\_\_\_\_  
(signature of chief executive officer of the utility)  
Date: JACK OLSEN / PRESIDENT / CEO

- |   |   |   |   |
|---|---|---|---|
| 1.<br><input checked="" type="checkbox"/> | 2.<br><input checked="" type="checkbox"/> | 3.<br><input checked="" type="checkbox"/> | 4.<br><input checked="" type="checkbox"/> |
|---|---|---|---|

  
\_\_\_\_\_  
(signature of chief financial officer of the utility)  
Date: ROY F. WOODRUFF / ACCOUNTANT / TREASURER  
4/27/05

\* Each of the four items must be certified YES or NO. Each item need not be certified by both officers. The items being certified by the officer should be indicated in the appropriate area to the left of the signature.

Notice: Section 837.06, Florida Statutes, provides that any person who knowingly makes a false statement in writing with the intent to mislead a public servant in the performance of his duty shall be guilty of a misdemeanor of the second degree.

Utility name: O & S Water Company Inc.

Calendar Year 2004

**Addendum to Annual Report:**

**Item 1:** In previous years, since O & S Water Company was very small, we have always filed our Annual Report on the cash basis of accounting. Due to the recent growth of O &S, we have converted our accounting to an accrual basis as of December 31, 2004.

This action is necessary. However, as a result of this change, some of the report totals may be skewed out of the normal pattern.

**Item 2:** Another item that affected our totals was the occurrence of several damaged commercial meters.

UTILITY NAME: \_\_\_\_\_

YEAR OF REPORT  
DECEMBER 31, 2004


# CERTIFICATION OF ANNUAL REPORT

I HEREBY CERTIFY, to the best of my knowledge and belief:


- |  |                                |    |  |
|--|--------------------------------|----|--|
| YES<br><input checked="" type="checkbox"/> | NO<br><input type="checkbox"/> | 1. | The utility is in substantial compliance with the Uniform System of Accounts prescribed by the Florida Public Service Commission in Rule 25-30.115 (1), Florida Administrative Code.   |
| YES<br><input checked="" type="checkbox"/> | NO<br><input type="checkbox"/> | 2. | The utility is in substantial compliance with all applicable rules and orders of the Florida Public Service Commission.  |
| YES<br><input checked="" type="checkbox"/> | NO<br><input type="checkbox"/> | 3. | There have been no communications from regulatory agencies concerning noncompliance with, or deficiencies in, financial reporting practices that could have a material effect on the financial statement of the utility.   |
| YES<br><input checked="" type="checkbox"/> | NO<br><input type="checkbox"/> | 4. | The annual report fairly represents the financial condition and results of operations of the respondent for the period presented and other information and statements presented in the report as to the business affairs of the respondent are true, correct, and complete for the period for which it represents. |

**Items Certified**

1.  2.  3.  4.

  
\_\_\_\_\_  
(signature of chief executive officer of the utility) \*

1.  2.  3.  4.

  
\_\_\_\_\_  
(signature of chief financial officer of the utility) 6/28/05

\* Each of the four items must be certified YES or NO. Each item need not be certified by both officers. The items being certified by the officer should be indicated in the appropriate area to the left of the signature.

Notice: Section 837.06, Florida Statutes, provides that any person who knowingly makes a false statement in writing with the intent to mislead a public servant in the performance of his duty shall be guilty of a misdemeanor of the second degree.