

CLASS "B"

WATER and/or SEWER UTILITIES

(Gross Revenue of \$150,000 or More but Less Than \$750,000 Each)

ANNUAL REPORT


OF

WU643
East Central Florida Services, Inc.
1700 13th Street, Suite 2
St. Cloud, FL 34769-4300

05

537-W

Certificate Number(s)



OFFICIAL COPY
DIVISION OF
WATER AND SEWER
Do Not Remove from this Office

FOR THE
YEAR ENDED DECEMBER 31, 19 97

EXECUTIVE SUMMARY

TABLE OF CONTENTS

Schedule	Page	Schedule	Page
Executive Summary			
Certification	E-1	Directors and Affiliates	E-7
General Information	E-2	Affiliation of Officers & Directors	E-8
Directory of Personnel Who Contact The Fla. Public Service Commission	E-3	Businesses Which Are A Byproduct, Coproduct or Joint Product Result of Providing Service	E-9
Company Profile	E-4	Business Transactions With Related Parties - Part I and II	E-10
Parent/Affiliate Organization Chart	E-5		
Compensation of Officers & Directors	E-6	Composite of Statistics	E-11
Business Contracts With Officers,			
Financial Section			
Comparative Balance Sheet - Assets and Other Debits	F-1	Companies	F-13
Comparative Balance Sheet - Equity Capital and Liabilities	F-2	Capital Stock	F-14
Comparative Operating Statement	F-3	Long Term Debt	F-14
Schedule of Year End Rate Base	F-4	Statement of Retained Earnings	F-15
Utility Plant	F-5	Bonds	F-16
Utility Plant Acquisition Adjustments	F-5	Advances from Associated Companies	F-16
Accumulated Depreciation	F-6	Accrued Taxes	F-17
Accumulated Amortization	F-6	Accrued Interest	F-18
Nonutility Property	F-7	Regulatory Commission Expense - Amortization of Rate Case Expense	F-18
Special Deposits	F-7	Misc. Current & Accrued Liabilities	F-19
Investments and Special Funds	F-8	Advances For Construction	F-19
Accounts and Notes Receivable - Net	F-9	Contributions In Aid Of Construction	F-20
Accounts Receivable from Associated Companies	F-10	Additions to CIAC Received from Capacity, Main Extension and Customer Connection Charges	F-21
Notes Receivable from Associated Companies	F-10	Accum. Amortization of C.I.A.C.	F-21
Prepayments	F-11	Additions to CIAC Received from All Developers or Contractors	F-22
Miscellaneous Deferred Debits	F-11	Agreements	F-22
Unamortized Debt Discount and Expense and Premium on Debt	F-12	Reconciliation of Reported Net Income With Taxable Income For	F-23
Extraordinary Property Losses	F-12	Federal Income Taxes	F-24
Notes Payable	F-13	AFUDC Calculation	F-24
Accounts Payable to Associated		AFUDC Capital Structure Adjustments	F-25
Water Operation Section			
Water Utility Plant Accounts	W-1	Statistics	W-6
Water Utility Expense Accounts	W-2	Water Treatment Plant, Mains, Services and Meters	W-7
Water Operating Revenue	W-3	Wells and Well Pumps, Reservoirs, and High Service Pumping	W-8
Basis for Water Depreciation Charges	W-4	Other Water System Information	W-9
Analysis of Entries in Water Depreciation Reserve	W-5	Calculation of ERC's	W-10
Pumping and Purchased Water			
Sewer Operation Section			
Sewer Utility Plant Accounts	S-1	Pumping Equipment and Service Connections	S-6
Sewer Utility Expense Accounts	S-2	Collecting and Force Mains	S-7
Sewer Operating Revenue	S-3	Other Sewer System Information	S-8
Basis for Sewer Depreciation Charges	S-4	Calculation of ERC's	S-9
Analysis of Entries in Sewer Depreciation Reserve	S-5		

CERTIFICATION OF ANNUAL REPORT

YEAR OF REPORT
DECEMBER 31, 1997


UTILITY NAME: EAST CENTRAL FLORIDA SERVICES INC.

I HEREBY CERTIFY, to the best of my knowledge and belief:

- YES NO
(X) () 1. The utility is in substantial compliance with the Uniform System of Accounts prescribed by the Florida Public Service Commission.
- YES NO
(X) () 2. The utility is in substantial compliance with all applicable rules and orders of the Florida Public Service Commission.
- YES NO
(X) () 3. There have been no communications from regulatory agencies concerning noncompliance with, or deficiencies in, financial reporting practices that could have a material effect on the financial statement of the utility.
- YES NO
(X) () 4. The annual report fairly represents the financial condition and results of operations of the respondent for the period presented and other information and statements presented in the report as to the business affairs of the respondent are true, correct and complete for the period for which it represents.


Items Certified

1. 2. 3. 4.
() () () ()



(signature of chief executive officer of the utility) *

1. 2. 3. 4.
(X) (X) (X) (X)



(signature of chief financial officer of the utility) *

* Each of the four items must be certified YES or NO. Each item need not be certified by both officers. The items being certified by the officer should be indicated in the appropriate area to the left of the signature.

NOTICE: Section 837.06, Florida Statutes, provides that any person who knowingly makes a false statement in writing with the intent to mislead a public servant in the performance of his duty shall be guilty of a misdemeanor of the second degree.

ANNUAL REPORT OF

EAST CENTRAL FLORIDA SERVICES, INC.
(Exact Name of Utility)

County: OSCEOLA

List below the exact mailing address of the utility for which normal correspondence should be sent:

1700 13th St Ste # 201
St. Cloud, FL 34769

Telephone: (407) 957-6651

Name and address of person to whom correspondence concerning this report should be addressed:

Jerry Kuhl
1700 13th St #2
St. Cloud, FL 34769

Telephone: (407) 957-6651

List below the address of where the utility's books and records are located:

13754 DEWEET LANE
St. Cloud, FL 34773

Telephone: (407) 892-3672

List below any groups auditing or reviewing the records and operations:

Date of original organization of the utility: 4 / 29 / 92

Check the appropriate business entity of the utility as filed with the Internal Revenue Service:

Individual Partnership Sub S Corporation 1120 Corporation

List below every corporation or person owning or holding directly or indirectly 5 percent or more of the voting securities of the utility:

Name	Percent Ownership
1. <u>Taylor Creek Management Company</u>	100 %
2.	%
3.	%
4.	%
5.	%
6.	%
7.	%
8.	%
9.	%
10.	%

UTILITY NAME: EAST CENTRAL FLORIDA SERVICES, INC.

YEAR OF REPORT
DECEMBER 31, 19 97

DIRECTORY OF PERSONNEL WHO CONTACT THE FLORIDA PUBLIC SERVICE COMMISSION

NAME OF COMPANY REPRESENTATIVE (1)(2)	TITLE OR POSITION	ORGANIZATIONAL UNIT TITLE (3)	USUAL PURPOSE FOR CONTACT WITH FPSC
JOHN L. KIRK	PRESIDENT	EAST CENTRAL FLORIDA SERVICES, INC.	REGULATORY MATTERS
KENT L. COOK	ASST. SEC.	DESERT CATTLE + CITEWS	REGULATORY MATTERS
JAMES B. PAYNE	VICE-PRES.	TAYLOR CREEK MANAGEMENT	REGULATORY MATTERS
THOMAS G. REUCKERT	SECRETARY	FARM MANAGEMENT CO.	REGULATORY MATTERS

- (1) Also list appropriate legal counsel, accountants and others who may not be on general payroll.
- (2) Provide individual telephone numbers if the person is not normally reached at the company.
- (3) Name of company employed by if not on general payroll.

UTILITY NAME: EAST CENTRAL FLORIDA SERVICES, INC

YEAR OF REPORT
DECEMBER 31, 1997

COMPANY PROFILE

Provide a brief narrative company profile which covers the following areas:

- A. Brief company history.
- B. Public services rendered.
- C. Major goals and objectives.
- D. Major operating divisions and functions.
- E. Current and projected growth patterns.
- F. Major transactions having a material effect on operations.

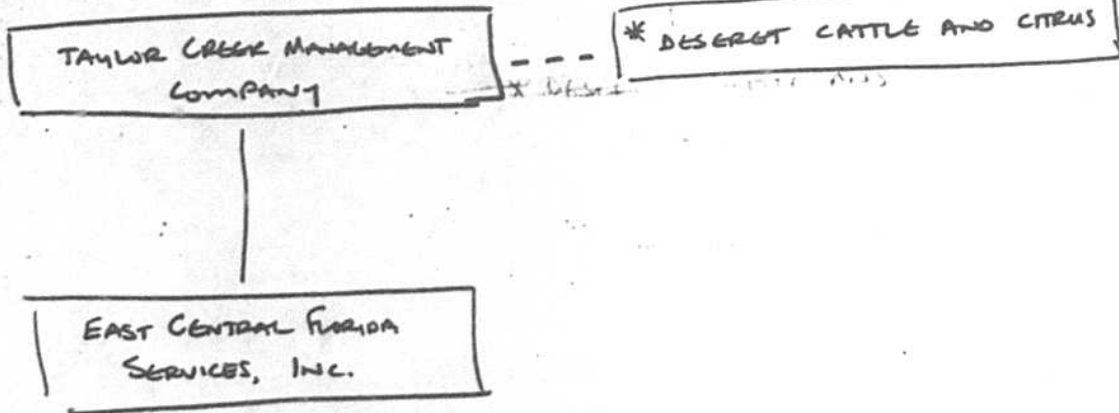
- (A) EAST CENTRAL FLORIDA SERVICES, INC. (ECFSI) WAS INCORPORATED 10/12/89. IT WAS CERTIFIED BY THE FLORIDA PUBLIC SERVICE COMMISSION ON 3/27/92 TO PROVIDE WATER SERVICES.
- (B) ECFSI PROVIDES PRIMARILY AGRICULTURAL WATER ALONG WITH POTABLE WATER TO HOMES WITHIN ITS AREA.
- (C) ECFSI CONTINUES TO LOOK FOR OPPORTUNITIES TO PROVIDE RAW WATER TO COMMERCIAL OR GOVERNMENTAL ENTITIES. OBJECTIVES INCLUDE RENEWAL OF ECFSI'S CONSUMPTIVE USE PERMITS. THIS PROCESS IS COMPLICATED BY THE WATER USE AND SUPPLY PLANNING PROCESS PRESENTLY CONDUCTED BY THE WATER MANAGEMENT DISTRICT.
- (D) POTABLE AND AGRICULTURAL WATER ONLY.
- (E) ECFSI CONTINUES TO GROW AND EXPAND. GROWTH WITHIN THE SERVICE AREA AS WELL AS RAW WATER SALES TO ENTITIES OUTSIDE THE AREA WILL DEPEND ON THE RATE OF GROWTH AND FUTURE LAND USE. IT IS ANTICIPATED THAT WATER USES AND DEMAND FOR SERVICES WILL INCREASE IN THE CENTRAL FLORIDA AREA, BUT A SPECIFIC GROWTH RATE CANNOT BE ESTIMATED AT THIS TIME.
- (F) NONE.

UTILITY NAME: EAST CENTRAL FLORIDA SERVICES INC.

YEAR OF REPORT
DECEMBER 31, 1997

PARENT / AFFILIATE ORGANIZATION CHART
Current as of 12/31/97

Complete below an organizational chart that shows all parents and subsidiaries of the utility. The chart must also show the relationship between the utility and the affiliates listed on E-7, E-10(a) and E-10(b).



* AFFILIATES THROUGH COMMON OWNERSHIP.

UTILITY NAME: EAST CENTRAL FLORIDA SERVICES, INC.

YEAR OF REPORT
DECEMBER 31, 1997

COMPENSATION OF OFFICERS

For each officer, list the time spent on respondent as an officer compared to time spent on total business activities and the compensation received as an officer from the respondent.

NAME (a)	TITLE (b)	% OF TIME SPENT AS OFFICER OF UTILITY (c)	OFFICERS COMPENSATION (d)
JOHN KING	PRESIDENT	25	\$ 20,170
JAMES PAYNE	VICE PRESIDENT	5	\$ 0
THOMAS REUCKERT	SECRETARY	< 1%	\$ 0
KENT COOK	ASST. SEC. / TREASURER	< 1%	\$ 0
			\$
			\$
			\$
			\$

COMPENSATION OF DIRECTORS

For each director, list the number of director meetings attended by each director and the compensation received as a director from the respondent.

NAME (a)	TITLE (b)	NUMBER OF DIRECTORS MEETINGS ATTENDED (c)	DIRECTORS COMPENSATION (d)
ROBERT D. LAMOREAUX	DIRECTOR	1	\$ 0
PAUL C. GENHO	DIRECTOR	1	\$ 0
JOHN W. CABER	DIRECTOR	1	\$ 0
			\$
			\$
			\$
			\$

UTILITY NAME: EAST CENTRAL FLORIDA SERVICES, INC.

YEAR OF REPORT
DECEMBER 31, 1997

BUSINESS CONTRACTS WITH OFFICERS, DIRECTORS AND AFFILIATES

List all contracts, agreements, or other business arrangements* entered into during the calendar year (other than compensation related to position with Respondents) between the Respondent and officer and director listed on page E-6. In addition, provide the same information with respect to professional services for each firm, partnership, or organization with which the officer or director is affiliated.

NAME OF OFFICER, DIRECTOR OR AFFILIATE (a)	IDENTIFICATION OF SERVICE OR PRODUCT (b)	AMOUNT (c)	NAME AND ADDRESS OF AFFILIATED ENTITY (d)
DeSee (E-10 (a)) CITRUS	Accountants	\$	1375...
TAMPA GREEN MANAGEMENT Co.	Management Services	...	1375...
DeSee (E-10 (a))	1375...

*Business Agreement, for this schedule, shall mean any oral or written business deal which binds the concerned parties for products or services during the reporting year or future years. Although the Respondent and/or other companies will benefit from the arrangement, the officer or director is, however, acting on his behalf or for the benefit of other companies or persons.

AFFILIATION OF OFFICERS AND DIRECTORS

For each of the officials listed on page E-6, list the principle occupation or business affiliation and all affiliations or connections with any other business or financial organizations, firms, or partnerships. For purposes of this part, an official will be considered to have an affiliation with any business or financial organization, firm or partnership in which he is an officer, director, trustee, partner, or a person exercising similar functions.

NAME (a)	PRINCIPLE OCCUPATION OR BUSINESS AFFILIATION (b)	AFFILIATION OR CONNECTION (c)	NAME AND ADDRESS OF AFFILIATION OR CONNECTION (d)
JOHN KING	RENTOR, BUSINESS CONSULTANT	SOUTHEASTERN LAND CONSULTANTS	1700 E. 13 ^{1/2} ST. ST. CLOUD, FL 34773
JAMES B. AYNIE	PROPERTY MANAGEMENT	EMPLOYEE	TAYLOR CREEK MANAGEMENT CO. 13754 DESERT LANE ST. CLOUD, FL. 34773
PAUL C. GENTHO	CATTLE RANCH MANAGER	GENERAL MANAGER	DESERT CATTLE AND CITRUS 13754 DESERT LANE ST. CLOUD, FL. 34773
ROBERT D. LAMOREAUX	OFFICER	VICE PRESIDENT	FARM MANAGEMENT CO. 139 EAST SO. TEMPLE #110 SLC, UTAH 84111
KENT COOK	CONTROLLER	EMPLOYEE	DESERT CATTLE AND CITRUS 13754 DESERT LANE ST. CLOUD, FL 34773
JOHN W. CREER	OFFICER	PRESIDENT	FARM MANAGEMENT CO. 139 EAST SO. TEMPLE #110 SLC, UTAH 84111
THOMAS G. REUERST	OFFICER	SECRETARY	FARM MANAGEMENT CO. 139 EAST SO. TEMPLE #110 SLC, UTAH 84111

UTILITY NAME: EAST CENTRAL FLORIDA SERVICES, INC.

YEAR OF REPORT
DECEMBER 31, 1997

BUSINESSES WHICH ARE A BYPRODUCT, COPRODUCT OR JOINT PRODUCT RESULT OF PROVIDING WATER OR SEWER SERVICE

Complete the following for any business which is conducted as a byproduct, coproduct or joint product as a result of providing water and/or sewer service. This would include any business which requires the use of utility land and facilities. Examples of these types of businesses would be orange groves, nurseries, tree farms, fertilizer manufacturing, etc. This would not include any business for which the assets are properly included in Account 121 - Nonutility Property along with the associated revenues and expenses segregated out as nonutility also.

BUSINESS OR SERVICE CONDUCTED (a)	ASSETS		REVENUES		EXPENSES	
	BOOK COST OF ASSETS (b)	ACCT. NO. (c)	REVENUES GENERATED (d)	ACCT. NO. (e)	EXPENSES INCURRED (f)	ACCT. NO. (g)
NONE	\$		\$		\$	

UTILITY NAME: EAST CENTRAL FLORIDA SERVICES, INC.

YEAR OF REPORT
DECEMBER 31, 1997

BUSINESS TRANSACTIONS WITH RELATED PARTIES

List each contract, agreement, or other business transaction exceeding a cumulative amount of \$500 in any one year, entered into between the Respondent and a business or financial organization, firm, or partnership named on pages E-2 and E-6 identifying the parties, amounts, dates and product, asset, or service involved.

Part I. Specific Instructions: Services and Products Received or Provided

1. Enter in this part all transactions involving services and products received or provided.
2. Below are some types of transactions to include:
 - management, legal and accounting services
 - material and supplies furnished
 - computer services
 - leasing of structures, land and equipment
 - engineering & construction services
 - rental transactions
 - repairing and servicing of equipment
 - sale, purchase or transfer of various products

NAME OF COMPANY OR RELATED PARTY (a)	DESCRIPTION SERVICE AND/OR NAME OF PRODUCT (b)	CONTRACT OR AGREEMENT EFFECTIVE DATES (c)	ANNUAL CHARGES	
			(P)urchased/ or (S)old (d)	AMOUNT (e)
DESERT CATTLE AND CITRUS	ACCOUNTING		P	\$ 16,186
TAYLOR CREEK MANAGEMENT CO.	MANAGEMENT		P	9,945
DESERT CATTLE AND CITRUS	LEASE OF WELLS		P	8,774
DESERT CATTLE AND CITRUS	WATER		S	153,795

BUSINESS TRANSACTIONS WITH RELATED PARTIES (Cont'd)

Part II. Specific Instructions: Sale, Purchase and Transfer of Assets

1. Enter in this part all transactions relating to the purchase, sale or transfer of assets.
2. Below are examples of some types of transactions to include:
 - purchase, sale or transfer of equipment.
 - purchase, sale or transfer of land and structures.
 - purchase, sale or transfer of securities.
 - noncash transfers of assets.
 - noncash dividends other than stock dividends.
 - writeoff of bad debts or loans.
3. The columnar instructions follow:
 - (a) Enter name of related party or company.
 - (b) Describe briefly the type of assets purchased, sold or transferred.
 - (c) Enter the total received or paid. Indicate purchase with "p" and sale with "S".
 - (d) Enter the net book value for each item reported.
 - (e) Enter the net profit or loss for each item (column (c) - column (d)).
 - (f) Enter the fair market value for each item reported. In space below or in a supplemental schedule, describe the basis used to calculate fair market value.

NAME OF COMPANY OR RELATED PARTY (a)	DESCRIPTION OF ITEMS (b)	SALE OR PURCHASE PRICE (c)	NET BOOK VALUE (d)	GAIN OR LOSS (e)	FAIR MARKET VALUE (f)
None		\$	\$	\$	\$

UTILITY NAME: EAST CENTRAL FLORIDA SERVICES, INC

YEAR OF REPORT DECEMBER 31, 19 <u>97</u>

COMPOSITE STATISTICS FOR ALL
PRIVATELY OWNED WATER AND SEWER UTILITIES UNDER AGENCY JURISDICTION

DESCRIPTION (a)	WATER (b)	SEWER (c)
PLANT (Intrastate Only)(000's Omitted):		
Plant in Service	\$ 1,355	\$ N/A
Construction Work In Progress	91	
Plant Acquisition Adjustment		
Plant Held For Future Use		
Materials and Supplies		
Less:		
Accumulated Depreciation and Accumulated Amortization	362	
Contributions In Aid Of Construction	136	
Net Book Cost	\$ 948	\$
REVENUES AND EXPENSES (Intrastate Only)(000's Omitted):		
Operating Revenues	\$ 156	\$
Depreciation and Amortization Expense	\$ 79	\$
Income Tax Expense		
Taxes Other Than Income	21	
Other Operating Expenses	124	
Total Operating Expenses	\$ 224	\$
Net Operating Income	\$ (68)	\$
Other Income	\$ 2	\$
Other Income Deductions	(53)	
Net Income	\$ (119)	\$
CUSTOMERS (Intrastate Only):		
Residential - Yearly Average	72	
Commercial - Yearly Average	5	
Industrial - Yearly Average		
Others - Yearly Average <u>Agricultural</u>	207	
Total	284	
OTHER STATISTICS (Intrastate Only):		
Average Annual Residential Use Per 1,000 Gallons	87.61	
Average Annual Residential Cost Per 1,000 Gallons	\$.07	\$
Average Residential Monthly Bill	\$ 23.85	\$
Gross Plant Investment Per Customer	\$ 4771	\$

**FINANCIAL
SECTION**

UTILITY NAME: EAST CENTRAL FLORIDA SERVICES INC.

 YEAR OF REPORT
 DECEMBER 31, 1997

COMPARATIVE BALANCE SHEET - ASSETS AND OTHER DEBITS

ACCT. NO. (a)	ACCOUNT NAME (b)	REF. PAGE (c)	CURRENT YEAR (d)	PREVIOUS YEAR (e)
UTILITY PLANT				
101-105	Utility Plant	F-5	\$ 1,445,778	\$ 1,444,716
108-110	Less: Accumulated Depreciation and Amortization	F-6	361,643	272,941
	Net Plant		\$ 1,084,135	\$ 1,171,775
114-115	Utility Plant Acquisition Adjustments (Net)	F-5		
	Other Plant Adj. (Specify)			
	Total Net Utility Plant		\$ 1,084,135	\$ 1,171,775
OTHER PROPERTY AND INVESTMENTS				
121	Nonutility Property	F-7	\$	\$
122	Less: Accumulated Depreciation and Amortization			
	Net Nonutility Property		\$	\$
123	Investment In Associated Companies	F-8		
124	Utility Investments	F-8		
125	Other Investments	F-8		
127	Other Special Funds	F-8		
	Total Other Property & Investments		\$	\$
CURRENT AND ACCRUED ASSETS				
131	Cash		\$ 18,695	\$ 28,432
132	Special Deposits	F-7		
134	Working Funds			
135	Temporary Cash Investments			
141-144	Accounts and Notes Receivable, Less Accumulated Provision for Uncollectible Accounts	F-9	19,373	234
145	Accounts Receivable from Associated Companies	F-10	14,864	7,248
146	Notes Receivable from Associated Companies	F-10		
151	Material and Supplies		5,803	6,079
162	Prepayments	F-11	3,417	3,417
171	Accrued Interest and Dividends Receivable			
174	Misc. Current and Accrued Assets		1,438	470
	Total Current and Accrued Assets		\$ 63,590	\$ 45,880

UTILITY NAME: EAST CENTRAL FLORIDA SERVICES INC

YEAR OF REPORT
DECEMBER 31, 1997

COMPARATIVE BALANCE SHEET - ASSETS AND OTHER DEBITS

ACCT. NO. (a)	ACCOUNT NAME (b)	REF. PAGE (c)	CURRENT YEAR (d)	PREVIOUS YEAR (e)
	DEFERRED DEBITS			
181	Unamortized Debt Discount & Expense	F-12	\$ _____	\$ _____
182	Extraordinary Property Losses	F-12	_____	_____
186	Misc. Deferred Debits	F-11	_____	_____
190	Accumulated Deferred Income Taxes		_____	_____
	Total Deferred Debits		\$ _____	\$ _____
	TOTAL ASSETS AND OTHER DEBITS		\$ <u>1,147,725</u>	\$ <u>1,217,655</u>

NOTES TO THE BALANCE SHEET

The space below is provided for important notes regarding the balance sheet.

UTILITY NAME: EAST CENTRAL FLORIDA SERVICES, Inc.

YEAR OF REPORT
DECEMBER 31, 1997

COMPARATIVE BALANCE SHEET - EQUITY CAPITAL AND LIABILITIES

ACCT. NO. (a)	ACCOUNT NAME (b)	REF. PAGE (c)	CURRENT YEAR (d)	PREVIOUS YEAR (e)
EQUITY CAPITAL				
201	Common Stock Issued	F-14	\$ 100	\$ 100
204	Preferred Stock Issued	F-14		
211	Other Paid-In Capital		856,700	816,701
212	Discount on Capital Stock			
213	Capital Stock Expense			
214-215	Retained Earnings	F-15	(720,221)	(601,451)
216	Reacquired Capital Stock			
218	Proprietary Capital (Proprietorship and Partnership Only)			
	Total Equity Capital		\$ 136,579	\$ 215,350
LONG TERM DEBT				
221	Bonds	F-16	\$	\$
223	Advances from Associated Companies	F-16		
224	Other Long Term Debt	F-14		
	Total Long Term Debt		\$	\$
CURRENT AND ACCRUED LIABILITIES				
231	Accounts Payable		\$ 28,534	\$ 29,574
232	Notes Payable	F-13		
233	Accounts Payable to Associated Co.	F-13	897	1,110
234	Notes Payable to Associated Co.	F-13	826,500	826,500
235	Customer Deposits			
236	Accrued Taxes	F-17	7,401	7,615
237	Accrued Interest	F-18	12,291	11,497
238	Accrued Dividends			
239	Matured Long Term Debt			
240	Matured Interest			
241	Miscellaneous Current and Accrued Liabilities	F-19		
	Total Current and Accrued Liabilities		\$ 875,623	\$ 876,296

UTILITY NAME: EAST CENTRAL Florida SERVICES, Inc

YEAR OF REPORT
DECEMBER 31, 1997

COMPARATIVE BALANCE SHEET - EQUITY CAPITAL AND LIABILITIES

ACCT. NO. (a)	ACCOUNT NAME (b)	REF. PAGE (c)	CURRENT YEAR (d)	PREVIOUS YEAR (e)
DEFERRED CREDITS				
251	Unamortized Premium on Debt	F-12	\$	\$
252	Advances for Construction	F-19		
253	Other Deferred Credits			
255	Accumulated Deferred Investment Tax Credits			
	Total Deferred Credits		\$	\$
OPERATING RESERVES				
261	Property Insurance Reserve		\$	\$
262	Injuries and Damages Reserve			
263	Pensions and Benefits Reserve			
265	Miscellaneous Operating Reserves			
	Total Operating Reserves		\$	\$
CONTRIBUTIONS IN AID OF CONSTRUCTION				
271	Contributions In Aid of Construction	F-20	\$ 158,852	\$ 139,656
272	Accumulated Amortization of Contributions In Aid of Construction	F-21	23,329	13,647
	Total Net C.I.A.C.		\$ 135,523	\$ 126,009
ACCUMULATED DEFERRED INCOME TAXES				
281	Accumulated Deferred Income Taxes - Accelerated Depreciation		\$	\$
282	Accumulated Deferred Income Taxes - Liberalized Depreciation			
283	Accumulated Deferred Income Taxes - Other			
	Total Accum. Deferred Income Taxes		\$	\$
	TOTAL EQUITY CAPITAL AND LIABILITIES		\$ 1,147,725	\$ 1,217,655

YEAR OF REPORT
DECEMBER 31, 1997

UTILITY NAME: EAST CENTRAL FLORIDA SERVICES INC.

COMPARATIVE OPERATING STATEMENT

ACCT. NO. (a)	ACCOUNT NAME (b)	PREVIOUS YEAR (c)	REF. PAGE (d)	CURRENT YEAR (e)
	UTILITY OPERATING INCOME			
400	Operating Revenues	\$ 157,550	F-3(b)	\$ 155,957
401	Operating Expenses	\$ 148,930	F-3(b)	\$ 123,790
403	Depreciation Expense	77,269	F-6	79,020
406	Amortization of Utility Plant			
	Acquisition Adjustment			
407	Amortization Expense			
408.1	Taxes Other Than Income	22,743	F-17	21,257
409.1	Income Taxes		F-17	
410.10	Deferred Income Taxes			
411.10	Provision for Deferred Income Taxes - Credit			
412.10	Investment Tax Credits Deferred to Future Periods			
412.11	Investment Tax Credits Restored to Operating Income			
	Utility Operating Expenses	\$ 248,942		\$ 224,067
	Utility Operating Income	\$ (91,392)		\$ (68,110)
413	Income From Utility Plant Leased to Others			
414	Gains (Losses) From Disposition of Utility Property			
	Total Utility Operating Income [Enter here and on Page F-3(c)]	\$ (91,392)		\$ (68,110)

F-3(a)

EAST CENTRAL FLORIDA SERVICES, INC.

COMPARATIVE OPERATING STATEMENT (Cont'd)

REF. PAGE (f)	WATER (g)	REF. PAGE (h)	SEWER (i)	OTHER (j)
W-3	\$ 155,957	S-3	\$	\$
W-2	\$ 123,750	S-2	\$	\$
F-6	79,020	F-6		
F-6		F-6		
F-17		F-17		
F-17	21,257	F-17		
	\$ 224,067		\$	\$
	\$ (68,110)		\$	\$
	\$ (68,110)		\$	\$

UTILITY NAME: EAST CENTRAL FLORIDA SERVICES INC.

YEAR OF REPORT
DECEMBER 31, 1997

COMPARATIVE OPERATING STATEMENT (Cont'd)

ACCT. NO. (a)	ACCOUNT NAME (b)	PREVIOUS YEAR (c)	REF. PAGE (d)	CURRENT YEAR (e)
	Total Utility Operating Income [From Page F-3(a)]	\$ (91,392)		\$ (68,110)
	OTHER INCOME AND DEDUCTIONS			
415	Revenues From Merchandising, Jobbing and Contract Deductions	\$		\$
416	Costs and Expenses of Merchandising, Jobbing and Contract Work			
419	Interest and Dividend Income			
420	Allowance for Funds Used During Construction			
421	Nonutility Income	3,527		1,607
426	Miscellaneous Nonutility Expenses	(3,527)		(5,308)
	Total Other Income and Deductions	\$		\$ (3,701)
	TAXES APPLICABLE TO OTHER INCOME			
408.20	Taxes Other Than Income	\$	F-17	\$
409.20	Income Taxes		F-17	
410.20	Provision for Deferred Income Taxes	177,222		
411.20	Provision for Deferred Income Taxes - Credit			
412.20	Investment Tax Credits - Net			
412.30	Investment Tax Credits Restored to Operating Income			
	Total Taxes Applicable To Other Income	\$ 177,222		\$ -
	INTEREST EXPENSE			
427	Interest Expense	\$ 45,959	F-18	\$ 46,959
428	Amortization of Debt Discount & Expense		F-12	
429	Amortization of Premium on Debt		F-12	
	Total Interest Expense	\$ 45,959		\$ 46,959
	EXTRAORDINARY ITEMS			
433	Extraordinary Income	\$		\$
434	Extraordinary Deductions			
409.30	Income Taxes, Extraordinary Items			
	Total Extraordinary Items	\$		\$ -
	NET INCOME	\$ (314,573)		\$ (118,770)

UTILITY NAME: EAST CENTRAL FLORIDA SERVICES, INC.

YEAR OF REPORT
DECEMBER 31, 1997

SCHEDULE OF YEAR END RATE BASE

ACCT. NO. (a)	ACCOUNT NAME (b)	REF. PAGE (c)	WATER UTILITY (d)	SEWER UTILITY (e)
101	Utility Plant In Service	F-5	\$ 1,354,635	\$
	Less:			
108	Nonused and Useful Plant (1)			
110	Accumulated Depreciation	F-6	361,643	
271	Accumulated Amortization	F-6		
271	Contributions In Aid of Construction		159,498	
252	Advances for Construction	F-20 F-19		
	Subtotal		\$ 833,494	\$
	Additions:			
272	Accumulated Amortization of Contributions In Aid of Construction	F-21	23,975	
	Subtotal		\$ 23,975	\$
	Plus or Minus:			
114	Acquisition Adjustments (2)	F-5		
115	Accumulated Amortization of Acquisition Adjustments (2)	F-5		
	Working Capital Allowance (3)		15,474	
	Other (Specify):			
	RATE BASE		\$ 872,943	\$
	UTILITY OPERATING INCOME		\$ (68,110)	\$
	ACHIEVED RATE OF RETURN			\$

NOTES :

- (1) Estimated if not known.
- (2) Includes only those Acquisition Adjustments that have been approved by the Commission.
- (3) Calculate using the Balance Sheet Method, beginning-year end average.

UTILITY NAME: EAST CENTRAL FLORIDA SERVICES, INC.

YEAR OF REPORT
DECEMBER 31, 1997

UTILITY PLANT (ACCTS. 101 - 106)

ACCT. NO. (a)	DESCRIPTION (b)	WATER (c)	SEWER (d)	OTHER THAN REPORTING SYSTEMS (e)	TOTAL (f)
	Plant Accounts:				
101	Utility Plant In Service	\$1,354,635	\$	\$	\$1,354,635
102	Utility Plant Leased to Others				
103	Property Held for Future Use				
104	Utility Plant Purchased or Sold				
105	Construction Work In Progress	91,143			91,143
	Total Utility Plant	\$1,445,778	\$	\$	\$1,445,778

UTILITY PLANT ACQUISITION ADJUSTMENTS (ACCTS. 114 - 115)

NOT APPLICABLE

Report each acquisition adjustment and related accumulated amortization separately. For any acquisition adjustment approved by the Commission, include the Order Number.

DESCRIPTION (a)	WATER (b)	SEWER (c)	OTHER THAN REPORTING SYSTEMS (d)	TOTAL (e)
ACQUISITION ADJUSTMENTS (114):				
	\$	\$	\$	\$
Total Plant Acquisition Adjs.	\$	\$	\$	\$
ACCUMULATED AMORTIZATION (115):				
	\$	\$	\$	\$
Total Accumulated Amortization	\$	\$	\$	\$
Net Acquisition Adjustments	\$	\$	\$	\$

UTILITY NAME: EAST CENTRAL FLORIDA SERVICES INC.

YEAR OF REPORT
DECEMBER 31, 1997

ACCUMULATED DEPRECIATION (ACCT. 108)

DESCRIPTION (a)	WATER (b)	SEWER (c)	OTHER THAN REPORTING SYSTEMS (d)	TOTAL (e)
Balance first of year	\$ 272,941	\$ N/A	\$ N/A	\$ 272,941
Credit during year:				
Accruals charged to Account 108	\$ 88,702	\$	\$	\$ 88,702
Accruals charged other accounts (specify)				
Salvage				
Other credits (specify)				
Total credits	\$ 88,702	\$	\$	\$ 88,702
Debits during year:				
Book cost of plant retired	\$	\$	\$	\$
Cost of removal				
Other debits (specify)				
Total debits	\$	\$	\$	\$
Balance end of year	\$ 361,643	\$	\$	\$ 361,643

ACCUMULATED AMORTIZATION (ACCT. 110)

DESCRIPTION (a)	WATER (b)	SEWER (c)	OTHER THAN REPORTING SYSTEMS (d)	TOTAL (e)
Balance first of year	\$	\$	\$	\$
Credit during year:				
Accruals charged to Account 110	\$	\$	\$	\$
Other credits (specify)				
Total credits	\$	\$	\$	\$
Debits during year:				
Book cost of plant retired	\$	\$	\$	\$
Other debits (specify)				
Total debits	\$	\$	\$	\$
Balance end of year	\$	\$	\$	\$

UTILITY NAME: EAST CENTRAL FLORIDA SERVICES INC.

YEAR OF REPORT
DECEMBER 31, 1997

NONUTILITY PROPERTY (ACCT. 121)

NOT APPLICABLE

Report separately each item of property with a book cost of \$25,000 or more included in Account 121. Other items may be grouped by classes of property.

DESCRIPTION (a)	BEGINNING YEAR BALANCE (b)	ADDITIONS (c)	REDUCTIONS (d)	ENDING YEAR BALANCE (e)
	\$ -----	\$ -----	\$ -----	\$ -----
	-----	-----	-----	-----
	-----	-----	-----	-----
	-----	-----	-----	-----
	-----	-----	-----	-----
	-----	-----	-----	-----
	-----	-----	-----	-----
	-----	-----	-----	-----
	-----	-----	-----	-----
	-----	-----	-----	-----
	-----	-----	-----	-----
	-----	-----	-----	-----
Total Nonutility Property	\$ -----	\$ -----	\$ -----	\$ -----

SPECIAL DEPOSITS (ACCT. 132)

NOT APPLICABLE

Report hereunder all special deposits carried in Accounts 132.

DESCRIPTION OF SPECIAL DEPOSITS (a)	YEAR END BOOK COST (b)
SPECIAL DEPOSITS (ACCT. 132):	\$ -----

Total Special Deposits	\$ -----

UTILITY NAME EAST CENTRAL FLORIDA SERVICES, INC.

YEAR OF REPORT
DECEMBER 31, 1997

INVESTMENTS AND SPECIAL FUNDS (ACCTS. 123 - 127)

NOT APPLICABLE

Report hereunder all investments and special funds carried in Accounts 123 thru 127.

DESCRIPTION OF SECURITY OR SPECIAL FUND (a)	FACE OR PAR VALUE (b)	YEAR END BOOK COST (c)
INVESTMENT IN ASSOCIATED COMPANIES (ACCT. 123)	\$ - - - - -	\$ - - - - -
_____	\$ - - - - -	- - - - -
_____	\$ - - - - -	- - - - -
_____	\$ - - - - -	- - - - -
Total Investment In Associated	\$ - - - - -	\$ - - - - -
UTILITY INVESTMENTS (ACCT. 124):	\$ - - - - -	\$ - - - - -
_____	\$ - - - - -	- - - - -
_____	\$ - - - - -	- - - - -
_____	\$ - - - - -	- - - - -
Total Utility Investments	\$ - - - - -	\$ - - - - -
OTHER INVESTMENTS (ACCT. 125):	\$ - - - - -	\$ - - - - -
_____	\$ - - - - -	- - - - -
_____	\$ - - - - -	- - - - -
_____	\$ - - - - -	- - - - -
Total Other Investments	\$ - - - - -	\$ - - - - -
SPECIAL FUNDS (ACCT. 127):	\$ - - - - -	\$ - - - - -
_____	\$ - - - - -	- - - - -
_____	\$ - - - - -	- - - - -
Total Special Funds	\$ - - - - -	\$ - - - - -

UTILITY NAME EAST CENTRAL FLORIDA SERVICES, INC

YEAR OF REPORT
DECEMBER 31, 1997

ACCOUNTS AND NOTES RECEIVABLE - NET (ACCTS. 141 - 144)

Report hereunder all accounts and notes receivable included in Accounts 141, 142 and 144. Amounts included in Accounts 142 and 144 should be listed individually.

DESCRIPTION (a)	TOTAL (b)
ACCOUNTS RECEIVABLE:	
Customer Accounts Receivable (Acct. 141):	
Water -----	\$ 177
Sewer -----	
Other -----	
Total Customer Accounts Receivable -----	\$ 177
OTHER ACCOUNTS RECEIVABLE (Acct. 142):	
-----	\$ 1
OTHER -----	21,151
Total Other Accounts Receivable -----	21,151
NOTES RECEIVABLE (Acct. 144):	
-----	\$

Total Notes Receivable -----	
Total Accounts and Notes Receivable -----	\$ 21,328
ACCUMULATED PROVISION FOR UNCOLLECTIBLE ACCOUNTS (Acct. 143)	
Balance first of year -----	\$ 0
Add: Provision for uncollectibles for current year -----	\$ 1,955
Collections of accounts previously written off -----	
Utility accounts -----	
Others -----	
Total Additions -----	\$ 1,955
Deduct accounts written off during year:	
Utility Accounts -----	\$
Other -----	
Total accounts written off -----	\$ -
Balance end of year -----	\$ 1,955
Total Accounts and Notes Receivable - Net -----	\$ 19,373

UTILITY NAME: EAST CENTRAL FLORIDA SERVICES, INC.

YEAR OF REPORT
DECEMBER 31, 1997

ACCOUNTS RECEIVABLE FROM ASSOCIATED COMPANIES (ACCT. 145)

Report each account receivable from associated companies separately.

DESCRIPTION (a)	TOTAL (b)
	\$
DESERT CATTLE + CITRUS	14,864
Total	\$ 14,864

NOTES RECEIVABLE FROM ASSOCIATED COMPANIES (ACCT. 146)

N/A

Report each note receivable from associated companies separately.

DESCRIPTION (a)	INTEREST RATE (b)	TOTAL (c)
		\$
Total		\$

UTILITY NAME EAST CENTRAL FLORIDA SERVICES, INC.

YEAR OF REPORT
DECEMBER 31, 1997

PREPAYMENTS (ACCT. 162)

DESCRIPTION (a)	TOTAL (b)
Prepaid Insurance -----	\$ -----
Prepaid Rents -----	3,417
Prepaid Interest -----	-----
Prepaid Taxes -----	-----
Other Prepayments (Specify): -----	-----
-----	-----
Total Prepayments -----	\$ 3,417

MISCELLANEOUS DEFERRED DEBITS (ACCT. 186)
NOT APPLICABLE

DESCRIPTION (a)	TOTAL (b)
MISCELLANEOUS DEFERRED DEBITS (Acct. 186):	-----
Deferred Rate Case Expense (Acct. 186.1) -----	\$ -----
Other Deferred Debits (Acct. 186.2) -----	-----
Total Miscellaneous Deferred Debits -----	\$ -----

UTILITY NAME EAST CENTRAL FLORIDA SERVICES, INC.

YEAR OF REPORT
DECEMBER 31, 1997

UNAMORTIZED DEBT DISCOUNT AND EXPENSE AND PREMIUM ON DEBT (ACCTS. 181 and 251)

NOT APPLICABLE

Report the net discount and expense or premium separately for each security issue.

DESCRIPTION (a)	AMOUNT WRITTEN OFF DURING YEAR (b)	YEAR END BALANCE (c)
UNAMORTIZED DEBT DISCOUNT AND EXPENSE (Acct. 181):		
_____	\$ _____	\$ _____
_____	_____	_____
_____	_____	_____
Total Unamortized Debt Discount and Expense _____	\$ _____	\$ _____
UNAMORTIZED PREMIUM ON DEBT (Acct. 251):		
_____	\$ _____	\$ _____
_____	_____	_____
_____	_____	_____
Total Unamortized Premium on Debt _____	\$ _____	\$ _____

EXTRAORDINARY PROPERTY LOSSES (ACCT. 182)

NOT APPLICABLE

Report each item separately.

DESCRIPTION (a)	TOTAL (b)
EXTRAORDINARY PROPERTY LOSSES (Acct. 182):	
_____	\$ _____
_____	_____
_____	_____
Total Extraordinary Property Losses _____	\$ _____

UTILITY NAME: EAST CENTRAL FLORIDA SERVICES, Inc.

YEAR OF REPORT
DECEMBER 31, 1997

NOTES PAYABLE (ACCTS. 232 and 234)

DESCRIPTION (a)	NOMINAL DATE OF ISSUE (b)	DATE OF MATURITY (c)	INTEREST		PRINCIPAL AMOUNT PER BALANCE SHEET (f)
			RATE (d)	FREQUENCY OF PAYMENT (e)	
ACCOUNT 232 - NOTES PAYABLE:					
			8		\$
			8		
			8		
			8		
			8		
Total Account 232					\$
ACCOUNT 234 - NOTES PAYABLE TO ASSOCIATED COMPANIES:					
DMC	6/10/96	DEMAND	5.84%	Qtrly	\$ 826,500
			8		
			8		
			8		
			8		
Total Account 234					\$ 826,500

ACCOUNTS PAYABLE TO ASSOCIATED COMPANIES (ACCT. 233)

Report each account payable separately.

DESCRIPTION (a)	TOTAL (b)
Taylor Creek Management Co.	\$ 897
Total	\$ 897

UTILITY NAME: EAST CENTRAL FLORIDA SERVICES, INC.

YEAR OF REPORT
DECEMBER 31, 1997

STATEMENT OF RETAINED EARNINGS

1. Dividends should be shown for each class and series of capital stock.
Show amounts of dividends per share.
2. Show separately the state and federal income tax effect of items shown in Account No. 439.

ACCT. NO. (a)	DESCRIPTION (b)	AMOUNTS (c)
215	Unappropriated Retained Earnings:	
	Balance beginning of year <u>(DEFICIT)</u>	\$ <u>(601,451)</u>
	Changes to account:	
439	Adjustments to Retained Earnings (requires Commission approval prior to use):	\$
	Credits:	
	-----	\$
	Total Credits	\$
	Debits:	
	-----	\$
	Total Debits	\$
435	Balance Transferred from Income	\$ <u>(118,770)</u>
436	Appropriations of Retained Earnings:	\$
	-----	\$
	Total Appropriations of Retained Earnings	\$
	Dividends Declared:	
437	Preferred Stock Dividends Declared	\$
	-----	\$
438	Common Stock Dividends Declared	\$
	-----	\$
	Total Dividends Declared	\$
	Balance end of year	\$ <u>(720,221)</u>
214	Appropriated Retained Earnings (state balance and purpose of each appropriated amount at year end):	\$
	-----	\$
	Total Appropriated Retained Earnings	\$
	Total Retained Earnings	\$ <u><u>(720,221)</u></u>

Notes to Statement of Retained Earnings:

ACCRUED TAXES (ACCT. 236)

ACCT. NO. (a)	DESCRIPTION (b)	WATER (c)	SEWER (d)	OTHER (e)	TOTAL (f)
	Balance First of Year	\$ 7,615	\$	\$	\$ 7,615
408.10	Accruals Charged:				
	Utility Regulatory				
408.11	Assessment Fees	\$ 7,127	\$	\$	\$ 7,127
408.12	Property Taxes	10,644			10,644
408.13	Payroll Taxes	3,185			3,185
409.10	Other Taxes & Licenses	301			301
409.11	Federal Income Taxes				
410.10	State Income Taxes				
410.11	Taxes Applicable To Other Income (Accts. 408.2, 409.2, 409.3, 410.2)				
	Total Taxes Accrued	\$ 21,257	\$	\$	\$ 21,257
	Taxes Paid During Year:				
	Utility Regulatory				
	Assessment Fees	7,090			7,090
408.11	Property Taxes	\$ 10,644	\$	\$	\$ 10,644
408.12	Payroll Taxes	3,436			3,436
408.13	Other Taxes & Licenses	301			301
409.10	Federal Income Taxes				
409.11	State Income Taxes				
	Taxes Applicable To Other Income (Accts. 408.2, 409.2, 409.3, 410.2)				
	Total Taxes Paid	\$ 21,471	\$	\$	\$ 21,471
	Balance End of Year	\$ 7,401	\$	\$	\$ 7,401

UTILITY NAME: EAST CENTRAL Gas Services, Inc.

YEAR OF REPORT
DECEMBER 31, 1997

ACCRUED INTEREST (ACCT. 237)

DESCRIPTION OF DEBT (a)	BALANCE BEGINNING OF YEAR (b)	INTEREST ACCRUED DURING YEAR		INTEREST PAID DURING YEAR (e)	BALANCE END OF YEAR (f)
		ACCT. DEBIT (c)	AMOUNT (d)		
ACCOUNT NO. 237.1 - ACCRUED INTEREST ON LONG TERM DEBT: "INTEREST ON NOTE	\$ 11,497	42,730	\$ 46,959	\$ 46,165	\$ 12,291
Total Account No. 237.1	\$ 11,497		\$ 46,959	\$ 46,165	\$ 12,291
ACCOUNT NO. 237.2 - ACCRUED INTEREST ON OTHER LIABILITIES:					
Total Account No. 237.2					
Total Account No. 237	\$ 11,497		\$ 46,959	\$ 46,165	\$ 12,291

REGULATORY COMMISSION EXPENSE - AMORTIZATION
OF RATE CASE EXPENSE (ACCTS. 666 and 766)

NOT APPLICABLE

DESCRIPTION OF CASE (DOCKET NO.) (a)	EXPENSE INCURRED DURING YEAR (b)	AMOUNT TRANSFERRED TO ACCT. NO. 186.1 (c)	CHARGED OFF DURING YEAR	
			ACCT. (d)	AMOUNT (e)
	\$	\$		\$
Total	\$	\$		\$

UTILITY NAME: EAST CENTRAL FLORIDA SERVICES INC.

YEAR OF REPORT
DECEMBER 31, 1997

CONTRIBUTIONS IN AID OF CONSTRUCTION (ACCT. 271)

DESCRIPTION (a)	WATER (b)	SEWER (c)	W & S OTHER THAN SYSTEM REPORTING (d)	TOTAL (e)
Balance first of year	\$ 139,656	\$	\$	\$ 139,656
Add credits during year:				
Contributions received from Capacity, Main Extension and Customer Connection Charges (Schedule "A")	\$	\$	\$	\$
Contributions received from Developer or Contractor Agreements in cash or property (Schedule "B")	19,196			19,196
Total Credits	\$ 19,196	\$	\$	\$ 19,196
Less debits charged during the year (All debits charged during the year must be explained below)	\$	\$	\$	\$
Total Contributions In Aid of Construction	\$ 158,852	\$	\$	\$ 158,852

Explain all debits charged to Account 271 below:

UTILITY NAME: EAST CENTRAL FLORIDA SERVICES INC.

YEAR OF REPORT
DECEMBER 31, 1997

SCHEDULE "A"
ADDITIONS TO CONTRIBUTIONS IN AID OF CONSTRUCTION RECEIVED FROM CAPACITY, MAIN
EXTENSION AND CUSTOMER CONNECTION CHARGES RECEIVED DURING THE YEAR

DESCRIPTION OF CHARGES (a)	NUMBER OF CONNECTIONS (b)	CHARGE PER CONNECTION (c)	WATER (d)	SEWER (e)
-----	-----	\$ -----	\$ -----	\$ -----
-----	-----	-----	-----	-----
-----	-----	-----	-----	-----
-----	-----	-----	-----	-----
-----	-----	-----	-----	-----
-----	-----	-----	-----	-----
-----	-----	-----	-----	-----
-----	-----	-----	-----	-----
-----	-----	-----	-----	-----
-----	-----	-----	-----	-----
<u>Total Credits</u>	-----	-----	\$ -----	\$ -----

ACCUMULATED AMORTIZATION OF CONTRIBUTIONS IN AID OF CONSTRUCTION (ACCT. 272)

DESCRIPTION (a)	WATER (b)	SEWER (c)	W & S OTHER THAN SYSTEM REPORTING (d)	TOTAL (e)
Balance first of year	\$ 13,647	\$ -----	\$ -----	\$ 13,647
Debits during year:				
Accruals charged to Account 272	\$ 9,682	\$ -----	\$ -----	\$ 9,682
Other debits (specify):	-----	-----	-----	-----
-----	-----	-----	-----	-----
Total debits	\$ 9,682	\$ -----	\$ -----	\$ 9,682
Credits during year (specify):				
-----	-----	-----	-----	-----
Total Credits	\$ -----	\$ -----	\$ -----	\$ -----
Balance end of year	\$ 23,329	-----	-----	23,329

UTILITY NAME: East Central Florida Services, Inc.

YEAR OF REPORT
DECEMBER 31, 1997

RECONCILIATION OF REPORTED NET INCOME WITH TAXABLE INCOME FOR FEDERAL INCOME TAXES
(UTILITY OPERATIONS)

1. The reconciliation should include the same detail as furnished on Schedule M-1 of the federal tax return for the year. The reconciliation shall be submitted even though there is no taxable income for the year. Descriptions should clearly indicate the nature of each reconciling amount and show the computation of all tax accruals.

2. If the utility is a member of a group which files a consolidated federal tax return, reconcile reported net income with taxable net income as if a separate return were to be filed, indicating intercompany amounts to be eliminated in such consolidated return. State names of group members, tax assigned to each group member, and basis of allocation, assignment, or sharing of the consolidated tax among the group members.

DESCRIPTION (a)	REF. (b)	AMOUNT (c)
Net income for the year		\$ (118,770)
Reconciling items for the year:		
Taxable income not reported on books:		
<i>CIAE Payments</i>		19,196
Deductions recorded on books not deducted for return:		
<i>Allowance for Bad Debt</i>		1,955
<i>Vacation Accrual</i>		(61)
<i>Depreciation</i>		42,662
<i>Post Ret. Benefit Accrual</i>		1,400
<i>Retirement Accrual</i>		3,045
Income recorded on books not included in return:		
Deduction on return not charged against book income:		
<i>CIAE Amort</i>		9,687
<i>Amortization</i>		7,751
Federal tax net income		\$ (68,000)
Computation of tax:		

** COMPLETION OF SCHEDULE ONLY REQUIRED IF AFUDC WAS CHARGED DURING YEAR **

UTILITY NAME: EAST CENTRAL FLORIDA SERVICES, INC.

YEAR OF REPORT DECEMBER 31, 19 <u>97</u>

N/A

SCHEDULE "A"

SCHEDULE OF COST OF CAPITAL USED FOR AFUDC CALCULATION (2)

CLASS OF CAPITAL (a)	DOLLAR AMOUNT (1) (b)	PERCENTAGE OF CAPITAL (c)	ACTUAL COST RATES (d)	WEIGHTED COST [c x d] (e)
Common Equity	\$	%	%	%
Preferred Stock		%	%	%
Long Term Debt		%	%	%
Customer Deposits		%	%	%
Tax Credits - Zero Cost		%	0.00 %	%
Tax Credits - Weighted Cost		%	%	%
Deferred Income Taxes		%	%	%
Other (Explain)		%	%	%
Total	\$	100.00 %		

(1) Should equal amounts on Schedule B, Column (f), Page F-25.

(2) Must be calculated using the same methodology used to calculate AFUDC rate approved by the Commission.

APPROVED AFUDC RATE

Current Commission approved AFUDC rate:	_____ %
Commission order approving AFUDC rate:	_____

** COMPLETION OF SCHEDULE ONLY REQUIRED IF AFUDC WAS CHARGED DURING YEAR **

UTILITY NAME: EAST CENTRAL FLORIDA SERVICES, INC.

YEAR OF REPORT
DECEMBER 31, 1997

N/A

SCHEDULE "B"

SCHEDULE OF CAPITAL STRUCTURE ADJUSTMENTS

CLASS OF CAPITAL (a)	PER BOOK BALANCE (b)	NON-UTILITY ADJUSTMENTS (c)	NON-JURIS. ADJUSTMENTS (d)	OTHER (1) ADJUSTMENTS (e)	CAPITAL STRUCTURE USED FOR AFUDC CALCULATION (f)
Common Equity	\$	\$	\$	\$	\$
Preferred Stock					
Long Term Debt					
Customer Deposits					
Tax Credits - Zero Cos					
Tax Credits - Weighted					
Cost of Capital					
Deferred Income Taxes					
Other (Explain)					
Total	\$	\$	\$	\$	\$

(1) Explain below all adjustments made in Column (e):

**WATER
OPERATION
SECTION**

UTILITY NAME: EAST CENTRAL FLORIDA SERVICES, INC.

 YEAR OF REPORT
 DECEMBER 31, 19 97

WATER UTILITY PLANT ACCOUNTS

ACCT. NO. (a)	ACCOUNT NAME (b)	PREVIOUS YEAR (c)	ADDITIONS (d)	RETIREMENTS (e)
301	Organization	\$ 477,780	\$	\$
302	Franchises			
303	Land and Land Rights			
304	Structures and Improvements	23,814		
305	Collecting and Impounding Reservoirs			
306	Lake, River and Other Intakes	86,258		
307	Wells and Springs	306,062		
308	Infiltration Galleries and Tunnels			
309	Supply Mains			
310	Power Generation Equipment			
311	Pumping Equipment	319,475		
320	Water Treatment Equipment	7,659		
330	Distribution Reservoirs and Standpipes			
331	Transmission and Distribution Mains	3,797	21,651	
333	Services			
334	Meters and Meter Installations	18,631		
335	Hydrants			
339	Other Plant and Miscellaneous Equipment	58,389		
340	Office Furniture and Equip.	5,500		
341	Transportation Equipment	17,855		
342	Stores Equipment			
343	Tools, Shop and Garage Equip.	774		
344	Laboratory Equipment			
345	Power Operated Equipment			
346	Communication Equipment			
347	Miscellaneous Equipment			
348	Other Tangible Plant			
	Total Water Plant	\$ 1,332,984	\$ 21,651	\$

NOTE: Any adjustments made to reclassify property from one account to another must be footnoted.

WATER UTILITY PLANT MATRIX

CURRENT YEAR (f)	.1 INTANGIBLE PLANT (g)	.2 SOURCE OF SUPPLY AND PUMPING PLANT (h)	.3 WATER TREATMENT PLANT (i)	.4 TRANSMISSION AND DISTRIBUTION PLANT (j)	.5 GENERAL PLANT (k)
\$ 477,780	\$ 477,780	XXXXXXXXXXXXXXXXXX XXXXXXXXXXXXXXXXXX	XXXXXXXXXXXXXXXXXX XXXXXXXXXXXXXXXXXX	XXXXXXXXXXXXXXXXXX XXXXXXXXXXXXXXXXXX	XXXXXXXXXXXXXXXXXX XXXXXXXXXXXXXXXXXX
23,814	XXXXXXXXXXXXXXXXXX XXXXXXXXXXXXXXXXXX XXXXXXXXXXXXXXXXXX	23,814	XXXXXXXXXXXXXXXXXX XXXXXXXXXXXXXXXXXX	XXXXXXXXXXXXXXXXXX XXXXXXXXXXXXXXXXXX	XXXXXXXXXXXXXXXXXX XXXXXXXXXXXXXXXXXX
96,258 306,067	XXXXXXXXXXXXXXXXXX XXXXXXXXXXXXXXXXXX XXXXXXXXXXXXXXXXXX	86,258 306,067	XXXXXXXXXXXXXXXXXX XXXXXXXXXXXXXXXXXX XXXXXXXXXXXXXXXXXX	XXXXXXXXXXXXXXXXXX XXXXXXXXXXXXXXXXXX XXXXXXXXXXXXXXXXXX	XXXXXXXXXXXXXXXXXX XXXXXXXXXXXXXXXXXX XXXXXXXXXXXXXXXXXX
319,475 7,659	XXXXXXXXXXXXXXXXXX XXXXXXXXXXXXXXXXXX XXXXXXXXXXXXXXXXXX	319,475	7,659	XXXXXXXXXXXXXXXXXX XXXXXXXXXXXXXXXXXX	XXXXXXXXXXXXXXXXXX XXXXXXXXXXXXXXXXXX
25,448	XXXXXXXXXXXXXXXXXX XXXXXXXXXXXXXXXXXX XXXXXXXXXXXXXXXXXX	XXXXXXXXXXXXXXXXXX XXXXXXXXXXXXXXXXXX XXXXXXXXXXXXXXXXXX	XXXXXXXXXXXXXXXXXX XXXXXXXXXXXXXXXXXX XXXXXXXXXXXXXXXXXX	25,448	XXXXXXXXXXXXXXXXXX XXXXXXXXXXXXXXXXXX XXXXXXXXXXXXXXXXXX
18,631	XXXXXXXXXXXXXXXXXX XXXXXXXXXXXXXXXXXX XXXXXXXXXXXXXXXXXX	XXXXXXXXXXXXXXXXXX XXXXXXXXXXXXXXXXXX XXXXXXXXXXXXXXXXXX	XXXXXXXXXXXXXXXXXX XXXXXXXXXXXXXXXXXX XXXXXXXXXXXXXXXXXX	18,631	XXXXXXXXXXXXXXXXXX XXXXXXXXXXXXXXXXXX XXXXXXXXXXXXXXXXXX
58,389 5,500 17,855	XXXXXXXXXXXXXXXXXX XXXXXXXXXXXXXXXXXX XXXXXXXXXXXXXXXXXX	58,389	XXXXXXXXXXXXXXXXXX XXXXXXXXXXXXXXXXXX XXXXXXXXXXXXXXXXXX	XXXXXXXXXXXXXXXXXX XXXXXXXXXXXXXXXXXX XXXXXXXXXXXXXXXXXX	5,500 17,855
7,764	XXXXXXXXXXXXXXXXXX XXXXXXXXXXXXXXXXXX XXXXXXXXXXXXXXXXXX	XXXXXXXXXXXXXXXXXX XXXXXXXXXXXXXXXXXX XXXXXXXXXXXXXXXXXX	XXXXXXXXXXXXXXXXXX XXXXXXXXXXXXXXXXXX XXXXXXXXXXXXXXXXXX	XXXXXXXXXXXXXXXXXX XXXXXXXXXXXXXXXXXX XXXXXXXXXXXXXXXXXX	7,764
\$ 1,354,635	\$ 477,780	\$ 793,998	\$ 7,659	\$ 44,079	\$ 31,119

UTILITY NAME: East Central Florida Services, Inc.

YEAR OF REPORT
DECEMBER 31, 19 97

WATER UTILITY EXPENSE ACCOUNTS

ACCT. NO. (a)	ACCOUNT NAME (b)	CURRENT YEAR (c)	.1 SOURCE OF SUPPLY AND EXPENSES - OPERATIONS (d)	.2 SOURCE OF SUPPLY AND EXPENSES - MAINTENANCE (e)
601	Salaries and Wages - Employees	\$ 25,482	\$ 1,205	\$ 346
603	Salaries and Wages - Officers, Directors and Majority Stockholders	13,489		
604	Employee Pensions and Benefits	13,092	503	1,448
610	Purchased Water	4,495	4,495	XXXXXXXXXXXXXXXXXX
615	Purchased Power	6,820		XXXXXXXXXXXXXXXXXX
616	Fuel for Power Purchased			XXXXXXXXXXXXXXXXXX
618	Chemicals	488	106	
620	Materials and Supplies	3,081	2,240	3,776
631	Contractual Services - Eng.			
632	Contractual Services - Acct.	16,186		
633	Contractual Services - Legal			
634	Contractual Services - Management Fees	9,945		
635	Contractual Services - Other	4,156	1,743	561
641	Rental of Building/Real Property	16,612	10,555	
642	Rental of Equipment			
650	Transportation Expenses	3,739		45
656	Insurance - Vehicle	250		
657	Insurance - General Liability			
658	Insurance - Workman's Compensation			
659	Insurance - Other		XXXXXXXXXXXXXXXXXX	XXXXXXXXXXXXXXXXXX
660	Advertising Expense		XXXXXXXXXXXXXXXXXX	XXXXXXXXXXXXXXXXXX
666	Regulatory Commission Expenses - Amortization of Rate Case Expense		XXXXXXXXXXXXXXXXXX	XXXXXXXXXXXXXXXXXX
667	Regulatory Commission Expenses - Other		XXXXXXXXXXXXXXXXXX	XXXXXXXXXXXXXXXXXX
670	Bad Debt Expense	1,955	XXXXXXXXXXXXXXXXXX	XXXXXXXXXXXXXXXXXX
675	Miscellaneous Expenses			
	Total Water Utility Expenses	\$ 123,790	\$ 20,847	\$ 9,296

WATER EXPENSE ACCOUNT MATRIX

.3 WATER TREATMENT EXPENSES - OPERATIONS (f)	.4 WATER TREATMENT EXPENSES - MAINTENANCE (g)	.5 TRANSMISSION & DISTRIBUTION EXPENSES - OPERATIONS (h)	.6 TRANSMISSION & DISTRIBUTION EXPENSES - MAINTENANCE (i)	.7 CUSTOMER ACCOUNTS EXPENSE (j)	.8 ADMINISTRATIVE & GENERAL EXPENSES (k)
\$ 3,929				\$ 1,236	\$ 15,646
1691				516	13,489
XXXXXXXXXXXXXXXXXX	XXXXXXXXXXXXXXXXXX	XXXXXXXXXXXXXXXXXX	XXXXXXXXXXXXXXXXXX	XXXXXXXXXXXXXXXXXX	XXXXXXXXXXXXXXXXXX
382					8,984
420	155	414			6,820
					XXXXXXXXXXXXXXXXXX
					76
					16,186
					9,945
108	1636		91		17
					6,059
					3,699
					250
					XXXXXXXXXXXXXXXXXX
XXXXXXXXXXXXXXXXXX	XXXXXXXXXXXXXXXXXX	XXXXXXXXXXXXXXXXXX	XXXXXXXXXXXXXXXXXX	XXXXXXXXXXXXXXXXXX	XXXXXXXXXXXXXXXXXX
XXXXXXXXXXXXXXXXXX	XXXXXXXXXXXXXXXXXX	XXXXXXXXXXXXXXXXXX	XXXXXXXXXXXXXXXXXX	XXXXXXXXXXXXXXXXXX	XXXXXXXXXXXXXXXXXX
XXXXXXXXXXXXXXXXXX	XXXXXXXXXXXXXXXXXX	XXXXXXXXXXXXXXXXXX	XXXXXXXXXXXXXXXXXX	XXXXXXXXXXXXXXXXXX	XXXXXXXXXXXXXXXXXX
XXXXXXXXXXXXXXXXXX	XXXXXXXXXXXXXXXXXX	XXXXXXXXXXXXXXXXXX	XXXXXXXXXXXXXXXXXX	XXXXXXXXXXXXXXXXXX	XXXXXXXXXXXXXXXXXX
XXXXXXXXXXXXXXXXXX	XXXXXXXXXXXXXXXXXX	XXXXXXXXXXXXXXXXXX	XXXXXXXXXXXXXXXXXX	1,955	XXXXXXXXXXXXXXXXXX
\$ 4,480	\$ 1,791	\$ 414	\$ 91	\$ 3,707	\$ 81,164

UTILITY NAME: EAST CENTRAL FLORIDA SERVICES, Inc.

YEAR OF REPORT
DECEMBER 31, 1997

WATER OPERATING REVENUE

ACCT. NO. (a)	DESCRIPTION (b)	BEGINNING YEAR NO. CUSTOMERS (c)	YEAR END NUMBER CUSTOMERS (d)	AMOUNTS (e)
	Operating Revenues:			
460	Unmetered Water Revenue (Agriculture)	207	207	\$ 131,340
	Metered Water Revenue:			
461.1	Metered Sales to Residential Customers	72	72	\$ 20,610
461.2	Metered Sales to Commercial Customers	5	5	4,007
461.3	Metered Sales to Industrial Customers			
461.4	Metered Sales to Public Authorities			
461.5	Metered Sales to Multiple Family Dwellings			
	Total Metered Sales	77	77	\$ 24,617
	Fire Protection Revenue:			
2.1	Public Fire Protection			\$
2.2	Private Fire Protection			\$
	Total Fire Protection Revenue			\$
464	Other Sales To Public Authorities			\$
465	Sales To Irrigation Customers			\$
466	Sales For Resale			\$
467	Interdepartmental Sales			\$
	Totals			\$ 155,957
	Other Water Revenues:			
469	Guaranteed Revenues			\$
470	Forfeited Discounts			\$
471	Miscellaneous Service Revenues			\$
472	Rents From Water Property			\$
473	Interdepartmental Rents			\$
474	Other Water Revenues			\$
	Total Other Water Revenues			\$
	Total Water Operating Revenues			\$ 155,957

UTILITY NAME: East Central Florida Services, Inc.

YEAR OF REPORT
DECEMBER 31, 1997

BASIS FOR WATER DEPRECIATION CHARGES

ACCT. NO. (a)	ACCOUNT NAME (b)	AVERAGE SERVICE LIFE IN YEARS (c)	AVERAGE NET SALVAGE IN PERCENT (d)	DEPRECIATION RATE APPLIED IN PERCENT (100% - d) / c (e)
301	ORGANIZATION	20		5.00%
304	Structures and Improvements	33	0%	3.03%
305	Collecting and Impounding Reservoirs			
306	Lake, River and Other Intakes	40	0%	2.50%
307	Wells and Springs	142	0%	1.70%
308	Infiltration Galleries and Tunnels			
309	Supply Mains			
310	Power Generation Equipment			
311	Pumping Equipment	17	0%	5.88%
320	Water Treatment Equipment	8.5	0%	12.00%
330	Distribution Reservoirs and Standpipes			
331	Transmission and Distribution Mains	45	0%	2.22%
333	Services			
334	Meters and Meter Installations	20	0%	5.00%
335	Hydrants			
339	Other Plant and Miscellaneous Equipment	25	0%	4.00%
340	Office Furniture and Equip.	5	0%	20.00%
341	Transportation Equipment	6	0%	16.67%
342	Stores Equipment	6	0%	16.67%
343	Tools, Shop and Garage Equip.	16	0%	6.25%
344	Laboratory Equipment			
345	Power Operated Equipment			
346	Communication Equipment			
347	Miscellaneous Equipment			
348	Other Tangible Plant			
	Water Plant Composite Depreciation Rate *			

* If depreciation rates prescribed by this Commission are on a total composite basis, entries should be made on this line only.

UTILITY NAME: EAST CENTRAL FLORIDA SERVICES, INC.

YEAR OF REPORT
DECEMBER 31, 1997

ANALYSIS OF ENTRIES IN WATER ACCUMULATED DEPRECIATION

ACCT. NO. (a)	ACCOUNT NAME (b)	BALANCE AT BEGINNING OF YEAR (c)	ACCRUALS (d)	OTHER CREDITS * (e)	TOTAL CREDITS (d+e) (f)
301	DEPRECIATION	77,641	23,887		23,887
304	Structures and Improvements	\$ 1,798	\$ 762	\$	\$ 762
305	Collecting and Impounding Reservoirs				
306	Lake, River and Other Intakes	4,288	2,157		2,157
307	Wells and Springs	110,219	27,753		27,753
308	Infiltration Galleries and Tunnels				
309	Supply Mains				
310	Power Generation Equipment				
311	Pumping Equipment	40,843	17,610		17,610
320	Water Treatment Equipment	1,942	485		485
330	Distribution Reservoirs and Standpipes				
331	Transmission and Distribution Mains	205	2,249		2,249
333	Services				
334	Motors and Meter Installations	3,027	932		932
335	Hydrants				
339	Other Plant and Miscellaneous Equipment	2,837	872		872
340	Office Furniture and Equip.	23,777	7,316		7,316
341	Transportation Equipment	4,125	917		917
342	Stores Equipment	248	2,976		2,976
343	Tools, Shop and Garage Equip.	1,941	786		786
344	Laboratory Equipment				
345	Power Operated Equipment				
346	Communication Equipment				
347	Miscellaneous Equipment				
348	Other Tangible Plant				
	Total Depreciable Water Plant In Service	\$ 272,941	\$ 88,702	\$	\$ 88,702

* Specify nature of transaction.
Use () to denote reversal entries.

ANALYSIS OF ENTRIES IN WATER ACCUMULATED DEPRECIATION (Cont'd)

PLANT RETIRED (g)	ASSOCIATED SALVAGE AND INSURANCE (h)	ASSOCIATED COST OF REMOVAL (i)	OTHER CHARGES (j)	TOTAL CHARGES (g-h+i+j) (k)	BALANCE AT END OF YEAR (c+f-k) (l)
					101,528
\$	\$	\$	\$	\$	\$ 2,560
					6,445
					137,972
					58,503
					2,427
					2,454
					3,959
					3,709
					31,093
					5,042
					3,224
					2,727
\$	\$	\$	\$	\$	\$ 361,643

UTILITY NAME: EAST CENTRAL Florida SERVICES, INC.

YEAR OF REPORT
DECEMBER 31, 1997

SYSTEM NAME: _____

PUMPING AND PURCHASED WATER STATISTICS
(AGRICULTURAL)

MONTH (a)	WATER PURCHASED FOR RESALE (Omit 000's) (b)	FINISHED WATER PUMPED FROM WELLS (Omit 000's) (c)	WATER USED FOR LINE FLUSHING, FIGHTING FIRES, ETC. (d)	TOTAL WATER PUMPED AND PURCHASED (Omit 000's) [(b)+(c)-(d)] (e)	WATER SOLD TO CUSTOMERS (Omit 000's) (f)
January		258,064		258,064	258,064
February		200,476		200,476	200,476
March		879,297		879,297	879,297
April		747,124		747,124	747,124
May		532,056		532,056	532,056
June		220,103		220,103	220,103
July		82,467		82,467	82,467
August		18,498		18,498	18,498
September		71,216		71,216	71,216
October		57,325		57,325	57,325
November		69,624		69,624	69,624
December		821		821	821
Total for year		3,137,071		3,137,071	3,137,071

If water is purchased for resale, indicate the following:

Vendor N/A
Point of delivery N/A

If water is sold to other water utilities for redistribution, list names of such utilities below:

N/A

UTILITY NAME: EAST CENTRAL FLORIDA SERVICES, INC.

YEAR OF REPORT
DECEMBER 31, 1997

SYSTEM NAME: _____

PUMPING AND PURCHASED WATER STATISTICS
(RESIDENTIAL)

MONTH (a)	WATER PURCHASED FOR RESALE (Omit 000's) (b)	FINISHED WATER PUMPED FROM WELLS (Omit 000's) (c)	WATER USED FOR LINE FLUSHING, FIGHTING FIRES, ETC. (d)	TOTAL WATER PUMPED AND PURCHASED (Omit 000's) [(b)+(c)-(d)] (e)	WATER SOLD TO CUSTOMERS (Omit 000's) (f)
January	---	321	---	321	321
February	---	812	---	812	812
March	---	330	---	330	330
April	---	731	---	731	731
May	---	358	---	358	358
June	---	805	---	805	805
July	---	318	---	318	318
August	---	725	---	725	725
September	---	317	---	317	317
October	---	1,072	---	1,072	1,072
November	---	303	---	303	303
December	---	654	---	654	654
Total for year	---	6746	---	6746	6746

If water is purchased for resale, indicate the following:

Vendor NIA

Point of delivery NIA

If water is sold to other water utilities for redistribution, list names of such utilities below:

NIA

UTILITY NAME: EAST CENTRAL FLORIDA SERVICES INC.

YEAR OF REPORT
DECEMBER 31, 1997

UTILITY SYSTEM: _____

WATER TREATMENT PLANT INFORMATION

Type of treatment (reverse osmosis, etc.): DISINFECTION
 Methods used (sedimentation, chemical, aerated, etc.): CHEMICAL

LIME TREATMENT

Unit rating (GPM): N/A Manufacturer: _____

FILTRATION N/A

Type and area: Pressure → Square Feet: _____
 Gravity → GPM/Square Feet: _____

MAINS

TYPE OF PIPE (Galvanized, Cast Iron, PVC, Etc.)	DIAMETER OF PIPE (in inches)	MAINS BEGINNING OF YEAR (in feet)	ADDITIONS	RETIREMENTS	MAINS END OF YEAR (in feet)
Total feet of mains					

SERVICES AND METERS

METERS IN SERVICE	METERS BEGINNING OF YEAR	ADDITIONS	RETIREMENTS	METERS END OF YEAR
5/8" - 3/4"	77			77
1"				
2"				
3"				
4"				
6"				
8"				
Other (Specify): _____				
Total meters in service	77			77
Total meters in stock				
Number of services in use	77			77

UTILITY NAME: EAST CENTRAL FLORIDA SERVICES, INC.

YEAR OF REPORT
DECEMBER 31, 1997

SYSTEM NAME: _____

WELLS AND WELL PUMPS

(a)	(b)	(c)	(d)	(e)
Year Constructed	SEE NOTE	---	---	---
Types of Well Construction and Casing	VARIOUS	---	---	---
Depth of Wells	30' to 100'	---	---	---
Diameters of Wells	1.5" to 12"	---	---	---
Pump - GPM	VARIOUS	---	---	---
Motor - HP	VARIOUS	---	---	---
Yields of Wells in GPD	1000 - 1,700,000	---	---	---
Auxiliary Power	NONE	---	---	---

RESERVOIRS

(a)	(b)	(c)	(d)	(e)
Description (steel, concrete or pneumatic)	NONE	---	---	---
Capacity of Tank	---	---	---	---
Ground or Elevated	---	---	---	---

HIGH SERVICE PUMPING

MOTORS (a)	(b)	(c)	(d)	(e)
Manufacturer	VARIOUS	---	---	---
Type	VARIOUS	---	---	---
Rated Horsepower	VARIOUS	---	---	---
PUMPS				
Manufacturer	VARIOUS	---	---	---
Type	VARIOUS	---	---	---
Capacity in GPM	VARIOUS	---	---	---
Average Number Of Hours Operated Per Day	VARIOUS	---	---	---
Auxiliary Power	VARIOUS	---	---	---

NOTE: ECFS, I has many small potable water systems served by individual wells. ECFS has 236 total wells serving Potable and Agricultural needs.

UTILITY NAME: EAST CENTRAL FLORIDA SERVICES, INC.

YEAR OF REPORT
DECEMBER 31, 1997

UTILITY SYSTEM: _____

SOURCE OF SUPPLY

List for each source of supply:

Gals. per day of source	<u>1000 to 1700,000</u>	-----	-----
Type of source	<u>WELL AND SURFACE WATER FOR IRRIGATION</u>	-----	-----

WATER TREATMENT FACILITIES

List for each water treatment facility:

Type	<u>VARIOUS</u>	-----	-----
Make	<u>VARIOUS</u>	-----	-----
Gals. per day capacity	<u>1000 - 50,000</u>	-----	-----
Method of measurement	<u>VARIOUS</u>	-----	-----

OTHER WATER SYSTEM INFORMATION

Furnish information below for each system not physically connected with another facility. A separate page should be supplied where necessary.

- Present ERC's * that system can efficiently serve. 210
- Estimated annual increase in ERC's * 1-2 1/2
- List fire fighting facilities and capacities. NONE
- List percent of certificated area where service connections are installed (total for each county). 71%
- What is the current need for system upgrading and/or expansion? ONE UPGRADE CURRENT COMMERCIAL AVAILABLE
- What are plans for future system upgrading and/or expansion? EXPANSION WILL DEPEND ON DEMAND AND GROWTH IN THE AREA
- Have questions 6 and 7 been discussed with an engineer (if so, state name and address)? YES - HARTMAN & ASSOC. 201 E. PINE ST. #100 DELAND, FL
- Have questions 6 and 7 been discussed with appropriate state sanitary engineering office? YES

* ERC = (Total Gallons Sold / 365 days) / 350 Gallons Per Day

UTILITY NAME: EAST CENTRAL FLORIDA SERVICES, INC.

YEAR OF REPORT
DECEMBER 31, 19 97

UTILITY SYSTEM: SAME

CALCULATION OF THE WATER SYSTEMS EQUIVALENT RESIDENTIAL UNITS

METER SIZE (a)	TYPE OF METER (b)	EQUIVALENT FACTOR (c)	NUMBER OF METERS (d)	TOTAL NUMBER OF METER EQUIVALENTS (c x d) (e)
5/8"	Displacement	1.0	77	77
3/4"	Displacement	1.5		
1"	Displacement	2.5		
1 1/2"	Displacement or Turbine	5.0		
2"	Displacement, Compound or Turbine	8.0		
3"	Displacement	15.0		
3"	Compound	16.0		
3"	Turbine	17.5		
4"	Displacement or Compound	25.0		
4"	Turbine	30.0		
6"	Displacement or Compound	50.0		
6"	Turbine	62.5		
8"	Compound	80.0		
8"	Turbine	90.0		
10"	Compound	115.0		
10"	Turbine	145.0		
12"	Turbine	215.0		
Total Water System Meter Equivalents				77

CALCULATION OF THE WATER SYSTEMS EQUIVALENT RESIDENTIAL CONNECTIONS

$$\textcircled{1} \quad \left(\frac{3,143,817,000}{\text{(total gallons sold)}} / 365 \text{ days} \right) / 350 \text{ gpd} = \underline{24,609}$$

$\textcircled{1}$ INCLUDES UNMETERED AGRICULTURAL WATER

WASTEWATER OPERATING SECTION

Note: This utility is a water only service; therefore, Pages S-1 through S-9 have been omitted from this report.