

**Dixie Groves Estates, Inc. (WU865)**  
**in Docket No. 030656-WU, transferred from**  
**Dixie Groves Utility Company (WU056)**

OFFICIAL COPY  
DIVISION OF  
WATER AND WASTEWATER

CLASS "C" Not Revenue from the Office

# WATER AND/OR WASTEWATER UTILITIES

(Gross Revenue of Less Than \$200,000 Each)

# ANNUAL REPORT

OF

WU056-03-AR

~~Dixie Groves Estates, Inc.~~ DIXIE GROVES UTILITY COMPANY

~~% Matthew A. Potter, CPA~~

~~5940 Main Street~~ P.O. BOX 398

New Port Richey, FL 34652-2718

Submitted To The

## STATE OF FLORIDA



## PUBLIC SERVICE COMMISSION

FOR THE

## YEAR ENDED DECEMBER 31, 2003

RECEIVED  
FLORIDA PUBLIC SERVICE  
COMMISSION  
04 MAY -3 PM 2:26  
DIVISION OF  
ECONOMIC REGULATION

**J. S. BAILLIE, JR.**  
CERTIFIED PUBLIC ACCOUNTANT  
2153 GRAND BLVD.  
HOLIDAY, FL 34690  
(727) 937-6650

April 29, 2004


Board of Directors  
Dixie Groves Utility Company  
New Port Richey, Florida

We have compiled the comparative Balance Sheet as of December 31, 2002 and 2003 of Dixie Groves Utility Company and the related detail schedules and the Statement of Income and related detail schedules for the year ended December 31, 2003, included in the accompanying prescribed form in accordance with Statements on Standards for Accounting and Review Services issued by the American Institute of Certified Public Accountants.

Our compilation was limited to presenting in the form prescribed by the Florida Public Service Commission information that is the representation of the management of the company. We have not audited or reviewed the financial statements referred to above, and accordingly, do not express an opinion or any other form of assurance on them.

These financial statements including related disclosures are presented in accordance with the requirements of the Florida Public Service Commission, which differ from generally accepted accounting principles. Accordingly, these financial statements are not designed for those who are not informed about such differences.

Respectfully submitted,

A handwritten signature in black ink, appearing to read 'J. S. Baillie, Jr.', with a stylized flourish at the end.

J. S. Baillie, Jr.  
Certified Public Accountant

## TABLE OF CONTENTS

FINANCIAL SECTION	PAGE
Identification	F-2
Income Statement	F-3
Balance Sheet	F-4
Net Utility Plant	F-5
Accumulated Depreciation and Amortization of Utility Plant	F-5
Capital Stock	F-6
Retained Earnings	F-6
Proprietary Capital	F-6
Long Term Debt	F-6
Taxes Accrued	F-7
Payment for Services Rendered by Other Than Employees	F-7
Contributions in Aid of Construction	F-8
Cost of Capital Used for AFUDC Calculation	F-9
AFUDC Capital Structure Adjustments	F-10
WATER OPERATING SECTION	PAGE
Water Utility Plant Accounts	W-1
Analysis of Accumulated Depreciation by Primary Account - Water	W-2
Water Operation and Maintenance Expense	W-3
Water Customers	W-3
Pumping and Purchased Water Statistics and Mains	W-4
Wells and Well Pumps, Reservoirs, and High Service Pumping	W-5
Sources of Supply and Water Treatment Facilities	W-6
General Water System Information	W-7
WASTEWATER OPERATING SECTION	PAGE
Wastewater Utility Plant Accounts	S-1
Analysis of Accumulated Depreciation by Primary Account - Wastewater	S-2
Wastewater Operation and Maintenance Expense	S-3
Wastewater Customers	S-3
Pumping Equipment, Collecting and Force Mains and Manholes	S-4
Treatment Plant, Pumps and Pumping Wastewater Statistics	S-5
General Wastewater System Information	S-6
VERIFICATION SECTION	PAGE
Verification	V-1

# FINANCIAL SECTION

**Reconciliation of Revenue to  
Regulatory Assessment Fee Revenue  
Water Operations  
Class C**

**Company:**

**For the Year Ended December 31, 2003**

(a)	(b)	(c)	(d)
Accounts	Gross Water Revenues Per Sch. F-3	Gross Water Revenues Per RAF Return	Difference (b) - (c)
Gross Revenue:			
Residential	\$ 49,495	\$ 49,495	\$
Commercial	622	622	
Industrial			
Multiple Family			
Guaranteed Revenues			
Other	1,444	1,444	
<b>Total Water Operating Revenue</b>	<b>\$ 51,561</b>	<b>\$</b>	<b>\$</b>
<b>LESS: Expense for Purchased Water from FPSC-Regulated Utility</b>			
<b>Net Water Operating Revenues</b>	<b>\$ 51,561</b>	<b>\$ 51,561</b>	<b>\$</b>

Explanations:

Instructions:

For the current year, reconcile the gross water revenues reported on Schedule F-3 with the gross water revenues reported on the company's regulatory assessment fee return. Explain any differences reported in column (d).

REPORT OF

DIXIE GROVES Utility Company

(EXACT NAME OF UTILITY)

P.O. Box 398

NEW PORT Richey FL 34652

Mailing Address

Street Address

County

Telephone Number (727)-815-0137

Date Utility First Organized 7/11/72

Fax Number (727)-848-7701

E-mail Address

Sunshine State One-Call of Florida, Inc. Member No.

Check the business entity of the utility as filed with the Internal Revenue Service:

- Individual     Sub Chapter S Corporation     1120 Corporation     Partnership

Name, Address and phone where records are located: VICTORIA PENICK  
727-815-0137

Name of subdivisions where services are provided: DIXIE GROVES, KNOWLEDGE VILLAGE

CONTACTS:

Name	Title	Principle Business Address	Salary Charged Utility
Person to send correspondence: GARY DEREMER	PRESIDENT	SAME	
Person who prepared this report: J.S. BAILIE JR, CPA (SEE Accountant's Compilation Report)			
Officers and Managers: GARY DEREMER	PRESIDENT	SAME	\$ 12,000
VICTORIA PENICK	ADMINISTRATIVE SERVICES DIRECTOR	SAME	\$ -
			\$
			\$
			\$
			\$

Report every corporation or person owning or holding directly or indirectly 5 percent or more of the voting securities of the reporting utility:

Name	Percent Ownership in Utility	Principle Business Address	Salary Charged Utility
Community Utilities of Florida, Inc.	100%	SAME	\$ 0
			\$
			\$
			\$
			\$
			\$

UTILITY NAME: DIXIE GROVES UTILITY COMPANY

YEAR OF REPORT  
DECEMBER 31, 2003

INCOME STATEMENT

Account Name	Ref. Page	Water	Wastewater	Other	Total Company
Gross Revenue:					
Residential _____		\$ 49,495	\$ N/A	\$ 0	\$ 49,495
Commercial _____		622			622
Industrial _____					
Multiple Family _____					
Guaranteed Revenues _____					
Other (Specify) _____		1,444			1,444
Total Gross Revenue _____		\$ 51,561	\$ N/A	\$ 0	\$ 51,561
Operation Expense (Must tie to pages W-3 and S-3)	W-3 S-3	\$ 61,037	\$	\$	\$ 61,037
Depreciation Expense _____	F-5	3,210			3,210
CIAC Amortization Expense _____	F-8	0			0
Taxes Other Than Income _____	F-7	2,755			2,755
Income Taxes _____	F-7	0			0
Total Operating Expense		\$ 67,002	N/A	0	\$ 67,002
Net Operating Income (Loss)		\$ (15,441)	\$	\$	\$ (15,441)
Other Income:					
Nonutility Income _____		\$ 0	\$ N/A	\$ 1,193	\$ 1,193
Other Deductions:					
Miscellaneous Nonutility Expenses _____		\$	\$	\$	\$
Interest Expense _____					
AMORTIZATION OF ACQUISITION ADJUSTMENT				5,721	5,721
Net Income (Loss)		\$ (15,441)	\$ N/A	\$ (4,528)	\$ (19,969)



COMPARATIVE BALANCE SHEET

ACCOUNT NAME	Reference Page	Current Year	Previous Year *
<b>Assets:</b>			
Utility Plant in Service (101-105) -----	F-5,W-1,S-1	\$ 88,808	\$ 92,325
Accumulated Depreciation and Amortization (108) -----	F-5,W-2,S-2	<u>58,640</u>	<u>63,768</u>
Net Utility Plant -----		\$ <u>30,168</u>	\$ <u>28,557</u>
Cash -----		6611	( 2057)
Customer Accounts Receivable (141) -----		5716	4693
Other Assets (Specify): -----			
<u>PREPAID REG COMM EXP.</u>		<u>0</u>	<u>500</u>
<u>ACCUMULATED AMORTIZATION</u>		<u>0</u>	<u>(500)</u>
<u>UNAMORTIZED ACQUISITION ADJUSTMENT</u>		<u>85,814</u>	
<u>ACCUMULATED AMORTIZATION</u>		<u>( 5721)</u>	
Total Assets -----		\$ <u>122,588</u>	\$ <u>31,193</u>
<b>Liabilities and Capital:</b>			
Common Stock Issued (201) -----	F-6	<u>1,000</u>	<u>10,000</u>
Preferred Stock Issued (204) -----	F-6		
Other Paid in Capital (211) -----		<u>114,000</u>	
Retained Earnings (215) -----	F-6	<u>(19,969)</u>	<u>21,193</u>
Proprietary Capital (Proprietary and partnership only) (218) -----	F-6		
Total Capital -----		\$ <u>95,031</u>	\$ <u>31,193</u>
Long Term Debt (224) -----	F-6	\$	\$
Accounts Payable (231) -----		<u>20,464</u>	
Notes Payable (232) -----			
Customer Deposits (235) -----		<u>4773</u>	
Accrued Taxes (236) -----		<u>2320</u>	
Other Liabilities (Specify) -----			
Advances for Construction -----			
Contributions in Aid of Construction - Net (271-272) -----	F-8		<u>0</u>
Total Liabilities and Capital -----		\$ <u>122,588</u>	\$ <u>31,193</u>

\* 12/31/02 BALANCES OF DIXIE GROVES ESTATES, INC. (ASSETS PURCHASED 12/30/02)

UTILITY NAME: DIXIE GROVES UTILITY COMPANY

YEAR OF REPORT  
DECEMBER 31, 2003

GROSS UTILITY PLANT

Plant Accounts: (101 - 107) inclusive	Water	Wastewater	Plant other Than Reporting Systems	Total
Utility Plant in Service (101)	\$ <u>88,808</u>	\$ <u>N/A</u>	\$ <u>N/A</u>	\$ <u>88,808</u>
Construction Work in Progress (105) _____	_____	_____	_____	_____
Other (Specify) _____	_____	_____	_____	_____
_____	_____	_____	_____	_____
_____	_____	_____	_____	_____
Total Utility Plant _____	\$ <u>88,808</u>	\$ <u>N/A</u>	\$ <u>N/A</u>	\$ <u>88,808</u>

ACCUMULATED DEPRECIATION (A/D) AND AMORTIZATION OF UTILITY PLANT

Account 108	Water	Wastewater	Other Than Reporting Systems	Total
Balance First of Year _____	\$ <u>63,768</u>	\$ <u>N/A</u>	\$ <u>N/A</u>	\$ <u>63,768</u>
<u>Add Credits During Year:</u>				
Accruals charged to depreciation account _____	\$ <u>3210</u>	\$ _____	\$ _____	\$ <u>3210</u>
Salvage _____	_____	_____	_____	_____
Other Credits (specify) _____	_____	_____	_____	_____
Total Credits _____	\$ <u>3210</u>	\$ <u>N/A</u>	\$ <u>N/A</u>	\$ <u>3210</u>
<u>Deduct Debits During Year:</u>				
Book cost of plant retired _____	\$ _____	\$ _____	\$ _____	\$ _____
Cost of removal _____	_____	_____	_____	_____
Other debits (specify) _____	<u>8338</u> *	_____	_____	<u>8338</u>
Total Debits _____	\$ <u>8338</u>	\$ _____	\$ _____	\$ <u>8338</u>
Balance End of Year _____	\$ <u>58,640</u>	\$ <u>N/A</u>	\$ <u>N/A</u>	\$ <u>58,640</u>

UTILITY NAME: DIXIE GROVES UTILITY COMPANY

YEAR OF REPORT DECEMBER 31, 2003
-------------------------------------

CAPITAL STOCK ( 201 - 204 )

	Common Stock	Preferred Stock
Par or stated value per share _____	1	N/A
Shares authorized _____	1000	
Shares issued and outstanding _____	1000	
Total par value of stock issued _____	1000	
Dividends declared per share for year _____	0	

RETAINED EARNINGS ( 215 )

	Appropriated	Un-Appropriated
<i>ASSETS PURCHASED by NEW Corporation 12.30.02</i>		
Balance first of year _____	\$ N/A	\$ 0
Changes during the year (Specify): <i>NET LOSS FOR THE YEAR</i>		(19,969)
Balance end of year _____	\$ N/A	\$ (19,969)

PROPRIETARY CAPITAL ( 218 )

	Proprietor Or Partner	Partner
Balance first of year _____	\$ N/A	\$ N/A
Changes during the year (Specify):		
Balance end of year _____	\$ N/A	\$ N/A

LONG TERM DEBT ( 224 )

Description of Obligation (Including Date of Issue and Date of Maturity):	Interest		Principal per Balance Sheet Date
	Rate	# of Pymts	
_____			\$ _____
_____			\$ _____
Total _____	N/A		\$ N/A

UTILITY NAME: DIXIE GROVES UTILITY COMPANY

YEAR OF REPORT  
DECEMBER 31, 2003

**TAX EXPENSE**

(a)	Water (b)	Wastewater (c)	Other (d)	Total (e)
Income Taxes:				
Federal income tax _____	\$ _____	\$ _____	\$ _____	\$ _____
State income Tax _____	_____	_____	_____	_____
Taxes Other Than Income:				
State ad valorem tax _____	_____	_____	_____	_____
Local property tax _____	435	_____	_____	435
Regulatory assessment fee _____	2320	_____	_____	2320
Other (Specify) _____	_____	_____	_____	_____
_____	_____	_____	_____	_____
Total Tax Expense _____	\$ 2755	\$ N/A	\$ N/A	\$ 2755

**PAYMENTS FOR SERVICES RENDERED BY OTHER THAN EMPLOYEES**

Report all information concerning outside rate, management, construction, advertising, labor relations, public relations, or other similar professional services rendered the respondent for which aggregate payments during the year to any corporation, partnership, individual, or organization of any kind whatever amounting to \$500 or more.

Name of Recipient	Water Amount	Wastewater Amount	Description of Service
U.S. WATER	\$ 33,835	\$ N/A	PROFESSIONAL SERVICES
U.S. WATER	\$ 1,150	\$ N/A	TESTING
U.S. WATER	\$ 1,769	\$ N/A	OTHER
AMERICAN WATER	\$ 3,387	\$ N/A	PROFESSIONAL SERVICES
Sony DEREMER	\$ 12,000	\$ N/A	MANAGEMENT FEES
_____	\$ _____	\$ _____	_____
_____	\$ _____	\$ _____	_____
_____	\$ _____	\$ _____	_____
_____	\$ _____	\$ _____	_____
_____	\$ _____	\$ _____	_____
_____	\$ _____	\$ _____	_____
_____	\$ _____	\$ _____	_____

CONTRIBUTIONS IN AID OF CONSTRUCTION ( 271 )

(a)	Water (b)	Wastewater (c)	Total (d)
1) Balance first of year _____	\$ <u>10,330</u>	\$ <u>N/A</u>	\$ <u>10,330</u>
2) Add credits during year _____	\$ _____	\$ _____	\$ _____
3) Total _____	<u>10,330</u>		<u>10,330</u>
4) Deduct charges during the year _____			
5) Balance end of year _____	<u>10,330</u>		<u>10,330</u>
6) Less Accumulated Amortization _____	<u>10,330</u>		<u>10,330</u>
7) Net CIAC _____	\$ <u>0</u>	\$ <u>N/A</u>	\$ <u>0</u>

ADDITIONS TO CONTRIBUTIONS IN AID OF CONSTRUCTION DURING YEAR (CREDITS)

Report below all developers or contractors agreements from which cash or property was received during the year.	Indicate "Cash" or "Property"	Water	Wastewater
_____	_____	_____	_____
_____	_____	_____	_____
_____	_____	_____	_____
_____	_____	_____	_____
_____	_____	_____	_____
Sub-total _____		\$ <u>N/A</u>	\$ <u>N/A</u>
Report below all capacity charges, main extension charges and customer connection charges received during the year.			
Description of Charge	Number of Connections	Charge per Connection	
_____	_____	\$ _____	\$ _____
_____	_____	_____	_____
_____	_____	_____	_____
Total Credits During Year (Must agree with line # 2 above.) _____			\$ <u>N/A</u>

ACCUMULATED AMORTIZATION OF CIAC (272)

	Water	Wastewater	Total
Balance First of Year _____	\$ <u>10,330</u>	\$ <u>N/A</u>	\$ <u>10,330</u>
Add Debits During Year: _____	_____	_____	_____
Deduct Credits During Year: _____	_____	_____	_____
Balance End of Year (Must agree with line #6 above.)	\$ <u>10,330</u>	\$ <u>N/A</u>	\$ <u>10,330</u>

- N/A -

\*\* COMPLETION OF SCHEDULE REQUIRED ONLY IF AFUDC WAS CHARGED DURING YEAR \*\*

UTILITY NAME: DIXIE GROVES UTILITY COMPANY

YEAR OF REPORT  
DECEMBER 31 2003

SCHEDULE "A"

SCHEDULE OF COST OF CAPITAL USED FOR AFUDC CALCULATION (1)

Class of Capital (a)	Dollar Amount (b)	Percentage of Capital (c)	Actual Cost Rates (d)	Weighted Cost [ c x d ] (e)
Common Equity	\$ <u>N/A</u>	_____ %	_____ %	<u>N/A</u> %
Preferred Stock	_____	_____ %	_____ %	_____ %
Long Term Debt	_____	_____ %	_____ %	_____ %
Customer Deposits	_____	_____ %	_____ %	_____ %
Tax Credits - Zero Cost	_____	_____ %	0.00 %	_____ %
Tax Credits - Weighted Cost	_____	_____ %	_____ %	_____ %
Deferred Income Taxes	_____	_____ %	_____ %	_____ %
Other (Explain)	_____	_____ %	_____ %	_____ %
Total	\$ <u>N/A</u>	<u>100.00</u> %		<u>N/A</u> %

(1) Must be calculated using the same methodology used to calculate AFUDC rate approved by the Commission.

APPROVED AFUDC RATE

Current Commission approved AFUDC rate: _____ %
Commission Order Number approving AFUDC rate: _____

- N/A -

\*\* COMPLETION OF SCHEDULE REQUIRED ONLY IF AFUDC WAS CHARGED DURING YEAR \*\*

UTILITY NAME: DIXIE GROVES UTILITY COMPANY

YEAR OF REPORT  
DECEMBER 31, 2003

SCHEDULE "B"

SCHEDULE OF CAPITAL STRUCTURE ADJUSTMENTS

Class of Capital (a)	Per Book Balance (b)	Non-utility Adjustments (c)	Non-juris. Adjustments (d)	Other (1) Adjustments (e)	Capital Structure Used for AFUDC Calculation (f)
Common Equity	\$ _____	\$ _____	\$ _____	\$ _____	\$ _____
Preferred Stock	_____	_____	_____	_____	_____
Long Term Debt	_____	_____	_____	_____	_____
Customer Deposits	_____	_____	_____	_____	_____
Tax Credits-Zero Cost	_____	_____	_____	_____	_____
Tax Credits-Weighted Cost of Capital	_____	_____	_____	_____	_____
Deferred Income Taxes	_____	_____	_____	_____	_____
Other (Explain)	_____	_____	_____	_____	_____
Total	\$ <u>N/A</u>	\$ <u>N/A</u>	\$ <u>N/A</u>	\$ <u>N/A</u>	\$ <u>N/A</u>

(1) Explain below all adjustments made in Column (e):

---

---

---

---

---

---

---

---

---

---

---

---

---

---

---

---

---

---

---

---

---

---

---

---

---

---

---

---

---

---

**WATER  
OPERATING  
SECTION**



WATER UTILITY PLANT ACCOUNTS

Acct. No. (a)	Account Name (b)	Previous Year (c)	Additions (d)	Retirements (e)	Current Year (f)
301	Organization	\$	\$	\$	\$
302	Franchises				
303	Land and Land Rights	211	1000 *		1211
304	Structures and Improvements	3811			3811
305	Collecting and Impounding Reservoirs				
306	Lake, River and Other Intakes				
307	Wells and Springs	6502	1211		7713
308	Infiltration Galleries and Tunnels				
309	Supply Mains				
310	Power Generation Equipment				
311	Pumping Equipment	16,386	389	3306 *	13,469
320	Water Treatment Equipment	2,305	465		2770
330	Distribution Reservoirs and Standpipes	11,709			11,709
331	Transmission and Distribution Lines	15,616	683		16,299
333	Services				
334	Meters and Meter Installations	25,491	1444	3174 *	23,761
335	Hydrants	6,933			6,933
336	Backflow Prevention Devices				
339	Other Plant and Miscellaneous Equipment				
340	Office Furniture and Equipment	3361		2229 *	1132
341	Transportation Equipment				
342	Stores Equipment				
343	Tools, Shop and Garage Equipment				
344	Laboratory Equipment				
345	Power Operated Equipment				
346	Communication Equipment				
347	Miscellaneous Equipment				
348	Other Tangible Plant				
	Total Water Plant	\$ 92,325	\$ 5,192	\$ 8709 *	\$ 88,808

\* PSC STAFF ADJUSTMENTS PER Doc. NO. 030656 WU - 12/30/02

ANALYSIS OF ACCUMULATED DEPRECIATION BY PRIMARY ACCOUNT - WATER

Acct. No. (a)	Account (b)	Average Service Life in Years (c)	Average Salvage in Percent (d)	Depr. Rate Applied (e)	Accumulated Depreciation Balance Previous Year (f)	Debits (g)	Credits (h)	Accum. Depr. Balance End of Year (f-g+h=i) (i)
304	Structures and Improvements	28	%	3.57	\$ 2,756	\$	\$ 136	\$ 2,892
305	Collecting and Impounding Reservoirs		%					
306	Lake, River and Other Intakes		%					
307	Wells and Springs	33	%	3.70	6,551		(27)	6,524
308	Infiltration Galleries & Tunnels		%					
309	Supply Mains		%					
310	Power Generating Equipment		%					
311	Pumping Equipment	20	%	5.88	9,253	3,300 *	780	6,727
320	Water Treatment Equipment	20	%	5.88	2,489		(170)	2,319
330	Distribution Reservoirs & Standpipes	28	%	3.03	5,137		355	6,012
331	Trans. & Dist. Mains	28	%	2.63	13,638		420	14,058
333	Services		%					
334	Meter & Meter Installations	10	%	5.88	16,271	2,803 *	1,351	14,822
335	Hydrants	40	%	2.50	3,655		173	4,028
336	Backflow Prevention Devices		%					
339	Other Plant and Miscellaneous Equipment		%					
340	Office Furniture and Equipment		%					
341	Equipment	10	%	16.67	3,218	2,229 *	189	1,178
342	Transportation Equipment		%					
343	Stores Equipment		%					
343	Tools, Shop and Garage Equipment		%					
344	Laboratory Equipment		%					
345	Power Operated Equipment		%					
346	Communication Equipment		%					
347	Miscellaneous Equipment		%					
348	Other Tangible Plant		%					
	Totals				\$ 63,768	\$ 8,338 *	\$ 3,210	\$ 58,640 *

\* This amount should tie to Sheet F-5.

**WATER OPERATION AND MAINTENANCE EXPENSE**

Acct. No.	Account Name	Amount
601	Salaries and Wages - Employees	\$ 1,000
603	Salaries and Wages - Officers, Directors, and Majority Stockholders	12,000
604	Employee Pensions and Benefits	
610	Purchased Water	
615	Purchased Power	1685
616	Fuel for Power Production	
618	Chemicals	1660
620	Materials and Supplies	1666
630	Contractual Services:	
	Billing	
	Professional	37,223
	Testing	1448
	Other	1769
640	Rents	
650	Transportation Expense	
655	Insurance Expense	724
665	Regulatory Commission Expenses (Amortized Rate Case Expense)	
670	Bad Debt Expense	531
675	Miscellaneous Expenses	1331
	Total Water Operation And Maintenance Expense	\$ 61,037 *

\* This amount should tie to Sheet F-3.

**WATER CUSTOMERS**

Description (a)	Type of Meter ** (b)	Equivalent Factor (c)	Number of Active Customers		Total Number of Meter Equivalents (c x e) (f)
			Start of Year (d)	End of Year (e)	
<b>Residential Service</b>					
5/8"	D	1.0	336	336	336.0
3/4"	D	1.5	1	1	1.5
1"	D	2.5			
1 1/2"	D,T	5.0			
<b>General Service</b>					
5/8"	D	1.0			
3/4"	D	1.5			
1"	D	2.5			
1 1/2"	D,T	5.0			
2"	D,C,T	8.0			
3"	D	15.0			
3"	C	16.0			
3"	T	17.5			
Unmetered Customers Other (Specify)					
<b>Total</b>			<u>337</u>	<u>337</u>	<u>337.5</u>

\*\* D = Displacement  
C = Compound  
T = Turbine

UTILITY NAME: DIXIE GROVES UTILITY COMPANY

YEAR OF REPORT DECEMBER 31, 2003
-------------------------------------

SYSTEM NAME: \_\_\_\_\_

**PUMPING AND PURCHASED WATER STATISTICS**

(a)	Water Purchased For Resale (Omit 000's) (b)	Finished Water From Wells (Omit 000's) (c)	Recorded Accounted For Loss Through Line Flushing Etc. (Omit 000's) (d)	Total Water Pumped And Purchased (Omit 000's) [(b)+(c)-(d)] (e)	Water Sold To Customers (Omit 000's) (f)
January		1854	20	1834	1039
February		1906	20	1886	847
March		1757	20	1737	924
April		1500	20	1480	1133
May		1799	20	1779	1122
June		1596	20	1576	870
July		1646	20	1626	881
August		1573	20	1553	1059
September		1603	20	1583	918
October		2122	20	2102	874
November		1649	20	1629	1406
December		1744	20	1724	597
Total for Year		20,749	240	20,509	11,670

If water is purchased for resale, indicate the following:

Vendor N/A  
Point of delivery \_\_\_\_\_

If water is sold to other water utilities for redistribution, list names of such utilities below:

\_\_\_\_\_  
\_\_\_\_\_  
\_\_\_\_\_

**MAINS (FEET)**

Kind of Pipe (PVC, Cast Iron, Coated Steel, etc.)	Diameter of Pipe	First of Year	Added	Removed or Abandoned	End of Year
AC	4"	3170	0	0	3170
GALVANIZED	3"	210	0	0	210
GALVANIZED	2"	7940	0	0	7940

UTILITY NAME: DIXIE GROVES UTILITY COMPANY

YEAR OF REPORT DECEMBER 31, 2003
-------------------------------------

SYSTEM NAME: \_\_\_\_\_

**WELLS AND WELL PUMPS**

(a)	(b)	(c)	(d)	(e)
Year Constructed _____	1957	1960	1965	
Types of Well Construction and Casing _____	STEEL	STEEL	STEEL	
Depth of Wells _____	56'	65'	71'	
Diameters of Wells _____	4"	6"	4"	
Pump - GPM _____	NONE	150	50	
Motor - HP _____	NONE	7.5	3	
Motor Type * _____	NONE	Submersible	Submersible	
Yields of Wells in GPD _____	NONE	216,000	72,000	
Auxiliary Power _____	NONE	NONE	NONE	

\* Submersible, centrifugal, etc.

**RESERVOIRS**

(a)	(b)	(c)	(d)	(e)
Description (steel, concrete) _____	NONE	Hydropneumatic	Hydropneumatic	
Capacity of Tank _____	NONE	1000 gal	4000 gal	
Ground or Elevated _____	NONE	GROUND	GROUND	

**HIGH SERVICE PUMPING**

(a)	(b)	(c)	(d)	(e)
<u>Motors</u>				
Manufacturer _____	N/A	N/A	N/A	
Type _____				
Rated Horsepower _____				
<u>Pumps</u>				
Manufacturer _____	N/A	N/A	N/A	
Type _____				
Capacity in GPM _____				
Average Number of Hours Operated Per Day _____				
Auxiliary Power _____				

UTILITY NAME: DIXIE GROVES UTILITY COMPANY

YEAR OF REPORT  
DECEMBER 31, 2003

SOURCE OF SUPPLY

List for each source of supply ( Ground, Surface, Purchased Water etc. )		
Permitted Gals. per day_____	AVG 75,000 PEAK 150,000	_____
Type of Source_____	2 WELLS	_____

WATER TREATMENT FACILITIES

List for each Water Treatment Facility:			
Type_____	PRIMARY TREATMENT	PRIMARY TREATMENT	_____
Make_____	DISINFECT/STABILIZATION	DISINFECT/STABILIZATION	_____
Permitted Capacity (GPD)_____	75,000	75,000	_____
High service pumping	NONE	NONE	_____
Gallons per minute_____	NONE	NONE	_____
Reverse Osmosis_____	NONE	NONE	_____
Lime Treatment			_____
Unit Rating_____	NONE	NONE	_____
Filtration			_____
Pressure Sq. Ft._____	NONE	NONE	_____
Gravity GPD/Sq.Ft._____	NONE	NONE	_____
Disinfection			_____
Chlorinator_____	LIQUID - STENNER	LIQUID - STENNER	_____
Ozone_____	N/A	N/A	_____
Other_____	N/A	N/A	_____
Auxiliary Power_____	NONE	NONE	_____

UTILITY NAME: DIXIE GROVES UTILITY COMPANY

YEAR OF REPORT  
DECEMBER 31, 2003

SYSTEM NAME: \_\_\_\_\_

**GENERAL WATER SYSTEM INFORMATION**

Furnish information below for each system. A separate page should be supplied where necessary.

- 1. Present ERC's \* the system can efficiently serve. 95
- 2. Maximum number of ERCs \* which can be served. 95
- 3. Present system connection capacity (in ERCs \*) using existing lines. 95
- 4. Future connection capacity (in ERCs \*) upon service area buildout. 0
- 5. Estimated annual increase in ERCs \*. 0

6. Is the utility required to have fire flow capacity? NO  
If so, how much capacity is required? N/A

7. Attach a description of the fire fighting facilities.

8. Describe any plans and estimated completion dates for any enlargements or improvements of this system.

SEE ENGINEERING REPORT

9. When did the company last file a capacity analysis report with the DEP? UNKNOWN

10. If the present system does not meet the requirements of DEP rules, submit the following:

- a. Attach a description of the plant upgrade necessary to meet the DEP rules. SEE ENGINEERING REPORT
- b. Have these plans been approved by DEP? NO
- c. When will construction begin? ESTIMATED TO BEGIN LATE 2004
- d. Attach plans for funding the required upgrading. SEE ATTACHED REPORT
- e. Is this system under any Consent Order with DEP? NO

11. Department of Environmental Protection ID # 6510461

12. Water Management District Consumptive Use Permit # 20007718.002

- a. Is the system in compliance with the requirements of the CUP? NO
- b. If not, what are the utility's plans to gain compliance? SEE ATTACHED REPORT

\* An ERC is determined based on one of the following methods:  
(a) If actual flow data are available from the preceding 12 months:  
Divide the total annual single family residence (SFR) gallons sold by the average number of single family residents (SFR) gallons sold by the average number of single family residence customers for the same period and divide the result by 365 days.  
(b) If no historical flow data are available use:  
ERC = (Total SFR gallons sold (omit 000/365 days/350 gallons per day).

# WASTEWATER OPERATING SECTION

**Note:** This utility is a water only service; therefore, Pages S-1 through S-6 have been omitted from this report.



# CERTIFICATION OF ANNUAL REPORT

I HEREBY CERTIFY, to the best of my knowledge and belief:

YES  NO

1. The utility is in substantial compliance with the Uniform System of Accounts prescribed by the Florida Public Service Commission in Rule 25-30.115 (1), Florida Administrative Code.

YES  NO

2. The utility is in substantial compliance with all applicable rules and orders of the Florida Public Service Commission.

YES  NO


3. There have been no communications from regulatory agencies concerning noncompliance with, or deficiencies in, financial reporting practices that could have a material effect on the financial statement of the utility.

YES  NO

4. The annual report fairly represents the financial condition and results of operations of the respondent for the period presented and other information and statements presented in the report as to the business affairs of the respondent are true, correct, and complete for the period for which it represents.


**Items Certified**

1.  2.  3.  4.

  
\_\_\_\_\_  
(signature of chief executive officer of the utility) \*

Date: 4-30-04

1.  2.  3.  4.

  
\_\_\_\_\_  
(signature of chief financial officer of the utility) \*

Date: 4-30-04

\* Each of the four items must be certified YES or NO. Each item need not be certified by both officers. The items being certified by the officer should be indicated in the appropriate area to the left of the signature.

Notice: Section 837.06, Florida Statutes, provides that any person who knowingly makes a false statement in writing with the intent to mislead a public servant in the performance of his duty shall be guilty of a misdemeanor of the second degree.