



United Telephone Company of Florida  
Box 5000 • Altamonte Springs, Florida 32716-5000 • (407) 889-6018

**ORIGINAL  
FILE COPY**  
Alan N. Berg  
Senior Attorney

April 12, 1990

Mr. Steve Tribble  
Director, Records & Reporting  
Florida Public Service Commission  
101 East Gaines Street  
Tallahassee, Florida 32399-0865


Re: Docket No. 900039-TL, Resolution by the Orange County Board of County Commissioners for EAS Between the Mt. Dora Exchange and the Apopka, Orlando, Winter Garden, Winter Park, East Orange, Reedy Creek, Windermere, and Lake Buena Vista Exchanges

Dear Mr. Tribble:

Enclosed for filing in the above-referenced docket are the original and fifteen (15) copies of United Telephone Company of Florida's response to Order No. 22567.

A copy of this filing has been provided to all Parties of Record.

Sincerely,


  
Alan N. Berg

KH/ab

Enclosures

- ACK
- AFA \_\_\_\_\_
- APP \_\_\_\_\_
- CAF \_\_\_\_\_
- CMU
- CIT \_\_\_\_\_
- ESG \_\_\_\_\_
- LEG
- LWI
- OFC \_\_\_\_\_
- RCH \_\_\_\_\_
- SEC
- TOL \_\_\_\_\_
- UTL \_\_\_\_\_

RECEIVED & FILED

  
FPSC BUREAU OF RECORDS

DOCUMENT NUMBER-DATE

03275 APR 16 1990

17  
FPSC-RECORDS/REPORTING

CERTIFICATE OF SERVICE

I HEREBY CERTIFY that a copy of the United Telephone Company of Florida's response to Order No. 22567 in Docket No. 900039-TL has been served by U. S. Mail this 12th day of April 1990, to the following parties:

Orange County Board of Commissioners  
P. O. Box 1393  
Orlando, Florida 32802

Southern Bell Telephone  
Attn: Frank Meiners  
150 S. Monroe, Suite 400  
Tallahassee, Florida 32301

Vista-United Telecommunications  
P. O. Box 10180  
Lake Buena Vista, Florida 32830

  
Alan N. Berg  
Senior Attorney

Analysis Statement  
United Telephone Company of Florida  
Docket No. 900039-TL, Order No. 22567  
Resolution by the Orange County Board of County  
Commissioners for EAS between the Mt. Dora Exchange and  
the Apopka, Orlando, Winter Garden, Winter Park, East Orange,  
Reedy Creek, Windermere and Lake Buena Vista Exchanges

Mt. Dora Exchange

The calling volumes identified on Schedule I, Exhibit 1, show a range for messages per main station per month from .04 to 4.24 for the routes studied. The percentage of customers making two or more calls per month ranges from a low of 1% to a high of 39% for the one-way interLATA routes. None of the routes meet the minimum calling volume levels identified in FPSC Rule 25-4.060(2)(a) of three (3) or more M/M/M with fifty percent (50%) of the subscribers making two or more calls. However, three (3) of the interLATA routes, Mt. Dora Exchange to Apopka, Mt. Dora Exchange to Orlando and Mt. Dora Exchange to Winter Park, do meet the calling rate requirement with 3.18 M/M/M, 4.24 M/M/M and 3.47 M/M/M, respectively.

The calling volume identified on Schedule II, Exhibit 2, for the Mt. Dora Exchange to Orlando interLATA route does meet the community of interest qualification levels outlined in FPSC Rule 25-4.060(2). The calling volume for the Mt. Dora Exchange to Apopka route does not meet the minimum calling level requirement but does meet the calling rate requirement with 2.07 M/M/M. The other routes do not meet the qualification levels. Per the rule, "a sufficient degree of community of interest between exchanges, sufficient to warrant further proceedings, will be considered to exist when the combined two-way calling rate over each interexchange route under consideration equals or exceeds two (2) messages per main and equivalent main station per month (M/M/M) and fifty percent (50%) or more of the subscribers in the exchanges involved make at least one call per month." For the Mt. Dora Exchange to Orlando route, the United portion shows a calling rate of 4.24 with 51% of the subscribers making at least one call per month.

This is an interLATA study and several exchanges are non-equal access exchanges; therefore, the messages shown are pure toll messages. Message traffic does not include Feature Group B access or originating Inwats (800) access to interexchange carriers. There is no revenue shown on the one-way studies where the originating exchange is equal access (Apopka, Winter Garden and Winter Park). This is due to total revenue not being available for all messages shown. Similarly, on the two-way summaries, where one exchange is equal access, the revenue has been omitted. Exhibits 47 and 48 provide a separate analysis for one-way and two-way average revenue per message.

It is United Telephone Company of Florida's opinion that only the calling volumes identified in Schedule II for the Mt. Dora Exchange to Orlando route are sufficient to warrant further consideration under FPSC Rule 25-4.060.

Mt. Dora Exchange Information

Residential Access Lines Per Square Mile (Land Area)

<u>Exchange</u>	<u>Square Miles</u>	<u>Res. A. L.</u>	<u>Res A.L. Per Square Mile</u>
Mt. Dora	80.4	8,009	99.6

Analysis Statement  
United Telephone Company of Florida  
Docket No. 900039-TL, Order No. 22567  
Resolution by the Orange County Board of County  
Commissioners for EAS between the Mt. Dora Exchange and  
the Apopka, Orlando, Winter Garden, Winter Park, East Orange,  
Reedy Creek, Windermere and Lake Buena Vista Exchanges

Mt. Dora Pocket

The calling volumes identified on Schedule I, Exhibit 3, show a range for messages per main station per month from .01 to 8.18 for the interLATA routes studied. The percentage of customers making two or more calls per month ranges from a low of 0% to a high of 57% for the one-way routes. The Mt. Dora Pocket to Apopka and Mt. Dora Pocket to Orlando routes meet the minimum calling volume levels identified in FPSC Rule 25-4.060(2)(a) of three (3) or more M/M/M with fifty percent (50%) of the subscribers making two or more calls. The Mt. Dora Pocket to Winter Park route, however, falls 2% short of the required calling level.

The calling volume identified on Schedule II, Exhibit 4, for the Mt. Dora Pocket to Orlando interLATA route does meet the community of interest qualification levels outlined in FPSC Rule 25-4.060(2). Per the rule, "a sufficient degree of community of interest between exchanges, sufficient to warrant further proceedings, will be considered to exist when the combined two-way calling rate over each interexchange route under consideration equals or exceeds two (2) messages per main and equivalent main station per month (M/M/M) and fifty percent (50%) or more of the subscribers in the exchanges involved make at least one call per month."

The remainder of the routes studied do not meet the FPSC Rule requirements.

This is an interLATA study and several exchanges are non-equal access exchanges; therefore, the messages shown are pure toll messages. Message traffic does not include Feature Group B access or originating Inwats (800) access to interexchange carriers. There is no revenue shown on the one-way studies where the originating exchange is equal access (Apopka, Winter Garden and Winter Park). This is due to total revenue not being available for all messages shown. Similarly, on the two-way summaries, where one exchange is equal access, the revenue has been omitted. Exhibits 47 and 48 provide a separate analysis for one-way and two-way average revenue per message.

It is United Telephone Company of Florida's opinion that only the calling volumes identified in Schedules I and II for the Mt. Dora Pocket to Apopka and the Mt. Dora Pocket to Orlando route are sufficient to warrant further consideration under FPSC Rule 25-4.060.

Mt. Dora Pocket Information

## Residential Access Lines Per Square Mile (Land Area)

<u>Exchange</u>	<u>Square Miles</u>	<u>Res. A. L.</u>	<u>Res A.L. Per Square Mile</u>
Mt. Dora Pocket	8.0	650	81.3

## MT. DORA EXCHANGE

The Mt. Dora Exchange covers 80.4 square miles, eight of which are in Orange County, with the majority in Lake County. Included in this exchange are the communities of Mt. Plymouth, Sorrento, Lake Jem and Tangerine. The City of Mt. Dora is located on the north side of Lake Dora and is bound by U. S. 441 on its north and east sides. The exchange extends 13 miles east through Sorrento and Mt. Plymouth to the Wekiva River and south approximately 4 miles into Orange County. The City of Mt. Dora is made up of mostly retirees and service type jobs are most prevalent. The children go to Lake County Schools and Tavares is the county seat for all county business.

Retirees, winter visitors and agriculture are the mainstays of the economy in this exchange. Small retail stores and professional services cater to permanent and temporary residents and the quantity of antique shops has led to the name of "Antique Center of Central Florida" for Mt. Dora. Foliage nurseries and vegetable farms, along with the pre-cooling plants and packing houses necessary to maintain them, have become the predominant agriculture factor since the demise of the citrus industry in 1985.

Of concern is the expected growth of State Road 46 from Interstate 4 to Mt. Dora. Over 5000 vehicles travel this road daily. This area will be one of the higher growth areas in Lake County in the near future. The effect the northwest beltway will have on this area will be tremendous. Population is expected to move from Orlando to Lake County to get away from the rush and congested areas. People in the Wekiva area of the Mt. Dora Exchange are expected to do most of their shopping in Sanford or Winter Park.

U. S. 441, a major corridor highway that runs from Orlando north through the Mt. Dora Exchange, is traveled by many motorists each day getting to and from work. Also, many tourists travel this road daily. According to the State Road Department Stratgetic Transportation Plan, additional lanes will be added from Orlando north through Apopka in the year 2000.

The community of interest for the Lake County portion of the Mt. Dora Exchange is Lake County. The community of interest for that portion of Orange County in the Mt. Dora Exchange is Apopka. Any county business would have to be conducted there, including school attendance.

United Telephone Company of Florida  
Docket No. 900039-TL, Order No. 22567  
Resolution by the Orange County Board of County  
Commissioners for EAS between the Mt. Dora Exchange and  
the Apopka, Orlando, Winter Garden, Winter Park, East Orange,  
Reedy Creek, Windermere and Lake Buena Vista Exchanges

- Exhibit 1 - Completed Schedule I as requested in Order No. 22567. It depicts the various routes studied for the Mt. Dora Exchange in order of highest to lowest M/M/M and identifies the number/percent of customers making two or more calls.
- Exhibit 2 - Completed Schedule II as requested in Order No. 22567. It depicts the routes studied for the Mt. Dora Exchange in order of highest to lowest M/M/M and identifies the number/percent of customers making one or more calls.
- Exhibit 3 - Completed Schedule I as requested in Order No. 22567. It depicts the various routes studied for the Mt. Dora Pocket in order of highest to lowest M/M/M and identifies the number/percent of customers making two or more calls.
- Exhibit 4 - Completed Schedule II as requested in Order No. 22567. It depicts the routes studied for the Mt. Dora Pocket in order of highest to lowest M/M/M and identifies the number/percent of customers making one or more calls.
- Exhibit 5 - Mt. Dora Exchange to Apopka two-way traffic study. Includes calculated calling rates and a detailed analysis of the distribution of calls among subscribers.
- Exhibit 6 - Mt. Dora Exchange to Reedy Creek two-way traffic study. Includes calculated calling rates and a detailed analysis of the distribution of calls among subscribers.
- Exhibit 7 - Mt. Dora Exchange to Windermere two-way traffic study. Includes calculated calling rates and a detailed analysis of the distribution of calls among subscribers.
- Exhibit 8 - Mt. Dora Exchange to Winter Garden two-way traffic study. Includes calculated calling rates and a detailed analysis of the distribution of calls among subscribers.
- Exhibit 9 - Mt. Dora Exchange to Winter Park two-way traffic study. Includes calculated calling rates and a detailed analysis of the distribution of calls among subscribers.
- Exhibit 10 - Mt. Dora Pocket to Apopka two-way traffic study. Includes calculated calling rates and a detailed analysis of the distribution of calls among subscribers.



- Exhibit 11 - Mt. Dora Pocket to Reedy Creek two-way traffic study. Includes calculated calling rates and a detailed analysis of the distribution of calls among subscribers.
- Exhibit 12 - Mt. Dora Pocket to Windermere two-way traffic study. Includes calculated calling rates and a detailed analysis of the distribution of calls among subscribers.
- Exhibit 13 - Mt. Dora Pocket to Winter Garden two-way traffic study. Includes calculated calling rates and a detailed analysis of the distribution of calls among subscribers.
- Exhibit 14 - Mt. Dora Pocket to Winter Park two-way traffic study. Includes calculated calling rates and a detailed analysis of the distribution of calls among subscribers.
- Exhibit 15 - Mt. Dora Exchange to Apopka one-way traffic study. Includes calculated calling rates and a detailed analysis of the distribution of calls among subscribers.
- Exhibit 16 - Mt. Dora Exchange to Reedy Creek one-way traffic study. Includes calculated calling rates and a detailed analysis of the distribution of calls among subscribers.
- Exhibit 17 - Mt. Dora Exchange to Windermere one-way traffic study. Includes calculated calling rates and a detailed analysis of the distribution of calls among subscribers.
- Exhibit 18 - Mt. Dora Exchange to Winter Garden one-way traffic study. Includes calculated calling rates and a detailed analysis of the distribution of calls among subscribers.
- Exhibit 19 - Mt. Dora Exchange to Winter Park one-way traffic study. Includes calculated calling rates and a detailed analysis of the distribution of calls among subscribers.
- Exhibit 20 - Mt. Dora Pocket to Apopka one-way traffic study. Includes calculated calling rates and a detailed analysis of the distribution of calls among subscribers.
- Exhibit 21 - Mt. Dora Pocket to Reedy Creek one-way traffic study. Includes calculated calling rates and a detailed analysis of the distribution of calls among subscribers.
- Exhibit 22 - Mt. Dora Pocket to Windermere one-way traffic study. Includes calculated calling rates and a detailed analysis of the distribution of calls among subscribers.

- Exhibit 23 - Mt. Dora Pocket to Winter Garden one-way traffic study. Includes calculated calling rates and a detailed analysis of the distribution of calls among subscribers.
- Exhibit 24 - Mt. Dora Pocket to Winter Park one-way traffic study. Includes calculated calling rates and a detailed analysis of the distribution of calls among subscribers.
- Exhibit 25 - Apopka to Mt. Dora Exchange one-way traffic study. Includes calculated calling rates and a detailed analysis of the distribution of calls among subscribers.
- Exhibit 26 - Reedy Creek to Mt. Dora Exchange one-way traffic study. Includes calculated calling rates and a detailed analysis of the distribution of calls among subscribers.
- Exhibit 27 - Windermere to Mt. Dora Exchange one-way traffic study. Includes calculated calling rates and a detailed analysis of the distribution of calls among subscribers.
- Exhibit 28 - Winter Garden to Mt. Dora Exchange one-way traffic study. Includes calculated calling rates and a detailed analysis of the distribution of calls among subscribers.
- Exhibit 29 - Winter Park to Mt. Dora Exchange one-way traffic study. Includes calculated calling rates and a detailed analysis of the distribution of calls among subscribers.
- Exhibit 30 - Apopka to Mt. Dora Pocket one-way traffic study. Includes calculated calling rates and a detailed analysis of the distribution of calls among subscribers.
- Exhibit 31 - Reedy Creek to Mt. Dora Pocket one-way traffic study. Includes calculated calling rates and a detailed analysis of the distribution of calls among subscribers.
- Exhibit 32 - Windermere to Mt. Dora Pocket one-way traffic study. Includes calculated calling rates and a detailed analysis of the distribution of calls among subscribers.
- Exhibit 33 - Winter Garden to Mt. Dora Pocket one-way traffic study. Includes calculated calling rates and a detailed analysis of the distribution of calls among subscribers.
- Exhibit 34 - Winter Park to Mt. Dora Pocket one-way traffic study. Includes calculated calling rates and a detailed analysis of the distribution of calls among subscribers.

- Exhibit 35 - Mt. Dora Exchange to Orlando one-way traffic study. Includes calculated calling rates and a detailed analysis of the distribution of calls among subscribers.
- Exhibit 36 - Mt. Dora Exchange to East Orange one-way traffic study. Includes calculated calling rates and a detailed analysis of the distribution of calls among subscribers.
- Exhibit 37 - Mt. Dora Exchange to Lake Buena Vista one-way traffic study. Includes calculated calling rates and a detailed analysis of the distribution of calls among subscribers.
- Exhibit 38 - Mt. Dora Pocket to Orlando one-way traffic study. Includes calculated calling rates and a detailed analysis of the distribution of calls among subscribers.
- Exhibit 39 - Mt. Dora Pocket to East Orange one-way traffic study. Includes calculated calling rates and a detailed analysis of the distribution of calls among subscribers.
- Exhibit 40 - Mt. Dora Pocket to Lake Buena Vista one-way traffic study. Includes calculated calling rates and a detailed analysis of the distribution of calls among subscribers.
- Exhibit 41 - Station classification data showing by class of service the number of main and equivalent main stations in service for the exchange studied.
- Exhibit 42 - Mt. Dora Exchange map showing the existing EAS routes.
- Exhibit 43 - Mt. Dora Exchange map showing the proposed EAS routes with the M/M/M and percent of subscribers making two or more calls identified for each route.
- Exhibit 43A - Mt. Dora Pocket map showing the proposed EAS routes with the M/M/M and percent of subscribers making two or more calls identified for each route.
- Exhibit 44 - Interexchange toll rates and distance between rate centers.
- Exhibit 45 - Foreign Exchange analysis for Mt. Dora Exchange to Orange County. Includes number in service, average calling volumes and M/M/M calculations as if the FX were considered point-to-point.
- Exhibit 46 - Foreign Exchange analysis for Mt. Dora Pocket to Orange County. Includes number in service, average calling volumes and M/M/M calculations as if the FX were considered point-to-point.

Exhibit 47 - One-way route analysis for Calls Originating from Non-Equal Access  
Offices

Exhibit 48 - Two-way route analysis for Calls Originating from Non-Equal Access  
Offices

INTEREXCHANGE TRAFFIC DATA  
 10/1/89 - 10/31/89  
 MT.DORA EXCHANGE  
 EAS  
 ONE-WAY

		MS&T	MESSAGES	CALLING RATE M/M/M	TOTAL CUSTOMERS	CUSTOMERS MAKING 2 OR MORE CALLS/MONTH NUMBER PERCENT	
		-----	-----	-----	-----	-----	-----
PART I							
RTES OVER 3 M/M/M							
-----							
FROM:MT.DORA	TO:APOPKA	9,663	30,710	3.18	9,230	2,444	26
EXCHANGE							
FROM:MT.DORA	TO:ORLANDO	9,663	40,991	4.24	9,230	3,631	39
EXCHANGE							
FROM:MT.DORA	TO:WINTER	9,663	33,566	3.47	9,230	3,063	33
EXCHANGE PARK							
PART II							
RTES 2.99 TO 2.00 M/M/M							
-----							
PART III							
RTES 1.99 TO 1.00 M/M/M							
-----							
FROM:APOPKA	TO:MT.DORA	20,608	32,058	1.56	19,179	3,264	17
EXCHANGE							
PART IV							
RTES BELOW .99 M/M/M							
-----							
FROM:MT.DORA	TO:EAST	9,663	339	.04	9,230	59	1
EXCHANGE ORANGE							
FROM:MT.DORA	TO:LK.BUENA	9,663	856	.09	9,230	119	1
EXCHANGE VISTA							
FROM:MT.DORA	TO:REEDY	9,663	345	.04	9,230	63	1
EXCHANGE CREEK							

NOTE: DATA EXCLUDES PUBLIC COIN

INTEREXCHANGE TRAFFIC DATA  
 10/1/89 - 10/31/89  
 MT.DORA EXCHANGE  
 EAS  
 ONE-WAY

		MS&T	MESSAGES	CALLING RATE M/M/M	TOTAL CUSTOMERS	CUSTOMERS MAKING 2 OR MORE CALLS/MONTH	
						NUMBER	PERCENT
PART IV (CONTINUED)							
RTES BELOW .99 M/M/M							
FROM:MT.DORA EXCHANGE	TO:WINDER- MERE	9,663	425	.04	9,230	81	1
FROM:MT.DORA EXCHANGE	TO:WINTER GARDEN	9,663	2,853	.30	9,230	421	5
FROM:REEDY CREEK	TO:MT.DORA EXCHANGE	5,147	351	.07	4,304	39	1
FROM:WINDER- MERE	TO:MT.DORA EXCHANGE	4,131	418	.10	4,001	81	2
FROM:WINTER GARDEN	TO:MT.DORA EXCHANGE	13,016	2,914	.22	11,937	455	4
FROM:WINTER PARK	TO:MT.DORA EXCHANGE	159,634	28,712	.18	138,100	4,344	3

NOTE: DATA EXCLUDES PUBLIC COIN

## SCHEDULE II

INTEREXCHANGE TRAFFIC DATA  
 10/1/89 TO 10/31/89  
 MT.DORA EXCHANGE  
 EAS  
 TWO-WAY

		MS&T	MESSAGES	CALLING RATE M/M/M	TOTAL CUSTOMERS	CUSTOMERS MAKING 1 OR MORE CALLS/MONTH NUMBER PERCENT	
		-----	-----	-----	-----	-----	-----
PART I							
ROUTES OVER 2 M/M/M							
-----							
FROM:MT.DORA EXCHANGE	TO:APOPKA	30,271	62,768	2.07	28,409	8,196	29
FROM:MT.DORA EXCHANGE	TO:ORLANDO	9,663	40,991	4.24	9,230	4,685	51 (1)
PART II							
ROUTES 1.99 TO 1.00 M/M/M							
-----							
PART III							
ROUTES BELOW .99 M/M/M							
-----							
FROM:MT.DORA EXCHANGE	TO:REEDY CREEK	14,810	696	.05	13,534	243	2
FROM:MT.DORA EXCHANGE	TO:WINDER MERE	13,794	843	.06	13,231	316	2
FROM:MT.DORA EXCHANGE	TO:WINTER GARDEN	22,679	5,767	.25	21,167	1,653	8
FROM:MT.DORA EXCHANGE	TO:WINTER PARK	169,297	62,278	.37	147,330	12,419	8
FROM:MT.DORA EXCHANGE	TO:EAST ORANGE	9,663	339	.04	9,230	122	1 (1)
FROM:MT.DORA EXCHANGE	TO:LK.BUENA VISTA	9,663	856	.09	9,230	249	3 (1)

NOTE: DATA EXCLUDES PUBLIC COIN

(1) UNITED PORTION ONLY

## SCHEDULE I

PAGE 1 OF 2

INTEREXCHANGE TRAFFIC DATA  
 10/1/89 - 10/31/89  
 MT.DORA POCKET  
 EAS  
 ONE-WAY

		MS&T	MESSAGES	CALLING RATE M/M/M	TOTAL CUSTOMERS	CUSTOMERS MAKING 2 OR MORE CALLS/MONTH NUMBER PERCENT	
		-----	-----	-----	-----	-----	-----
PART I							
RTES OVER 3 M/M/M							
-----							
FROM:MT.DORA POCKET	TO:AOPKA	717	5,866	8.18	709	365	51
FROM:MT.DORA POCKET	TO:ORLANDO	717	5,020	7.00	709	401	57
FROM:MT.DORA POCKET	TO:WINTER PARK	717	3,945	5.50	709	342	48
PART II							
RTES 2.99 TO 2.00 M/M/M							
-----							
PART III							
RTES 1.99 TO 1.00 M/M/M							
-----							
PART IV							
RTES BELOW .99 M/M/M							
-----							
FROM:MT.DORA POCKET	TO:EAST ORANGE	717	36	.05	709	7	1
FROM:MT.DORA POCKET	TO:LK.BUENA VISTA	717	113	.16	709	13	2
FROM:MT.DORA POCKET	TO:REEDY CREEK	717	50	.07	709	11	2
FROM:MT.DORA POCKET	TO:WINDER- MERE	717	21	.03	709	5	1
FROM:MT.DORA POCKET	TO:WINTER GARDEN	717	356	.50	709	58	8

NOTE: DATA EXCLUDES PUBLIC COIN



INTEREXCHANGE TRAFFIC DATA  
 10/1/89 - 10/31/89  
 MT.DORA POCKET  
 EAS  
 ONE-WAY

MS&T	MESSAGES	CALLING RATE M/M/M	TOTAL CUSTOMERS	CUSTOMERS MAKING 2 OR MORE CALLS/MONTH	
				NUMBER	PERCENT

PART IV (CONTINUED)  
 RTES BELOW .99 M/M/M

FROM:APOPKA	TO:MT.DORA POCKET	20,608	6,036	.29	19,179	762	4
FROM:REEDY CREEK	TO:MT.DORA POCKET	5,147	31	.01	4,304	2	0
FROM:WINDER- MERE	TO:MT.DORA POCKET	4,131	50	.01	4,001	13	0
FROM:WINTER GARDEN	TO:MT.DORA POCKET	13,016	290	.02	11,937	50	0
FROM:WINTER PARK	TO:MT.DORA POCKET	159,634	2,946	.02	138,100	480	0

NOTE: DATA EXCLUDES PUBLIC COIN

SCHEDULE II

INTEREXCHANGE TRAFFIC DATA  
 10/1/89 TO 10/31/89  
 MT.DORA POCKET  
 EAS  
 TWO-WAY

		MS&T	MESSAGES	CALLING RATE M/M/M	TOTAL CUSTOMERS	CUSTOMERS MAKING 1 OR MORE CALLS/MONTH		
		-----	-----	-----	-----	NUMBER	PERCENT	
PART I								
ROUTES OVER 2 M/M/M								
-----								
FROM:MT DORA POCKET	TO:ORLANDO	717	5,020	7.00	709	486	69	(1)
PART II								
ROUTES 1.99 TO 1.00 M/M/M								
-----								
PART III								
ROUTES BELOW .99 M/M/M								
-----								
FROM:MT.DORA POCKET	TO:AOPKA	21,325	11,902	.56	19,888	1,805	9	
FROM:MT.DORA POCKET	TO:REEDY CREEK	5,864	81	.01	5,013	26	1	
FROM:MT.DORA POCKET	TO:WINDER- MERE	4,848	71	.01	4,710	40	1	
FROM:MT.DORA POCKET	TO:WINTER GARDEN	13,733	646	.05	12,646	231	2	
FROM:MT.DORA POCKET	TO:WINTER PARK	160,351	6,891	.04	138,809	1,567	1	
FROM:MT.DORA POCKET	TO:EAST ORANGE	717	36	.05	709	14	2	(1)
FROM:MT.DORA POCKET	TO:LK.BUENA VISTA	717	113	.16	709	27	4	(1)

NOTE: DATA EXCLUDES PUBLIC COIN

(1) UNITED PORTION ONLY

DATE:03/28/90  
TIME:14.34.40

UNITED TELEPHONE COMPANY OF FLORIDA  
POINT-TO-POINT STUDY  
TWO-WAY

FROM: MOUNT DORA EXCHANGE 89/10/01 TO 89/10/31 TOLL  
SUMMARY TO : APOPKA

	RESIDENCE	BUSINESS	TOTAL
1. ACCESS LINES	24,398	5,873	30,271
2. CUSTOMERS BILLED	24,398	4,011	28,409
3. NUMBER OF CUSTOMERS ORIGINATING 1 OR MORE MESSAGES	6,387	1,809	8,196
4. ORIGINATING MESSAGES	42,406	20,362	62,768
5. MESSAGE MINUTES	178,783	52,818	231,601
6. PERCENT CUSTOMER USAGE 1 OR MORE MESSAGE (L3/L2)	26	45	29
7. AVERAGE MESSAGES PER ACCESS LINE (L4/L1)	1.74	3.47	2.07
8. AVERAGE MESSAGES PER CALLING CUSTOMER (L4/L3)	6.64	11.26	7.66
9. AVERAGE MINUTES PER MESSAGE (L5/L4)	4.22	2.59	3.69
10. NUMBER OF CUSTOMERS ORIGINATING 2 OR MORE MESSAGES	4,298	1,410	5,708
11. PERCENT CUSTOMER USAGE 2 OR MORE MESSAGES (L10/L2)	18	35	20

THIS REPORT INCLUDES TOLL TYPES: TOLL

AT LEAST ONE EXCHANGE ON THIS STUDY ROUTE HAS AN OFFICE THAT HAS BEEN CONVERTED TO EQUAL ACCESS. TOTAL REVENUE ASSOCIATED WITH STUDY MESSAGES WAS NOT AVAILABLE. THEREFORE REVENUE IS NOT LISTED.

DATE:03/28/90  
TIME:14.34.40UNITED TELEPHONE COMPANY OF FLORIDA  
POINT-TO-POINT STUDY  
TWO-WAYFROM: MOUNT DORA EXCHANGE 89/10/01 TO 89/10/31 TOLL  
SUMMARY TO : REEDY CREEK

	RESIDENCE	BUSINESS	TOTAL
1. ACCESS LINES	11,271	3,539	14,810
2. CUSTOMERS BILLED	11,271	2,263	13,534
3. NUMBER OF CUSTOMERS ORIGINATING 1 OR MORE MESSAGES	152	91	243
4. ORIGINATING MESSAGES	422	274	696
5. MESSAGE MINUTES	2,111	1,062	3,173
6. MESSAGE REVENUE	\$387.87	\$285.11	\$672.98
7. PERCENT CUSTOMER USAGE 1 OR MORE MESSAGE (L3/L2)	1	4	2
8. AVERAGE MESSAGES PER ACCESS LINE (L4/L1)	.04	.08	.05
9. AVERAGE MESSAGES PER CALLING CUSTOMER (L4/L3)	2.78	3.01	2.86
10. AVERAGE MINUTES PER MESSAGE (L5/L4)	5.00	3.88	4.56
11. AVERAGE REVENUE PER MESSAGE (L6/L4)	\$.92	\$1.04	\$.97
12. AVERAGE MESSAGE REVENUE PER ACCESS LINE (L6/L1)	\$.03	\$.08	\$.05
13. AVERAGE MESSAGE REVENUE PER CALLING CUSTOMER (L6/L3)	\$2.55	\$3.13	\$2.77
14. NUMBER OF CUSTOMERS ORIGINATING 2 OR MORE MESSAGES	68	34	102
15. PERCENT CUSTOMER USAGE 2 OR MORE MESSAGES (L14/L2)	1	2	1

THIS REPORT INCLUDES TOLL TYPES: TOLL  
REVENUES SHOWN REFLECT MESSAGES RATED AT FULL TOLL RATES.

DATE:03/28/90  
TIME:14.34.40UNITED TELEPHONE COMPANY OF FLORIDA  
POINT-TO-POINT STUDY  
TWO-WAYFROM: MOUNT DORA EXCHANGE  
TO : WINDERMERE

89/10/01 TO 89/10/31

TOLL

SUMMARY

	RESIDENCE	BUSINESS	TOTAL
1. ACCESS LINES	11,747	2,047	13,794
2. CUSTOMERS BILLED	11,747	1,484	13,231
3. NUMBER OF CUSTOMERS ORIGINATING 1 OR MORE MESSAGES	258	58	316
4. ORIGINATING MESSAGES	683	160	843
5. MESSAGE MINUTES	4,542	634	5,176
6. MESSAGE REVENUE	\$618.87	\$121.85	\$740.72
7. PERCENT CUSTOMER USAGE 1 OR MORE MESSAGE (L3/L2)	2	4	2
8. AVERAGE MESSAGES PER ACCESS LINE (L4/L1)	.06	.08	.06
9. AVERAGE MESSAGES PER CALLING CUSTOMER (L4/L3)	2.65	2.76	2.67
10. AVERAGE MINUTES PER MESSAGE (L5/L4)	6.65	3.96	6.14
11. AVERAGE REVENUE PER MESSAGE (L6/L4)	\$.91	\$.76	\$.88
12. AVERAGE MESSAGE REVENUE PER ACCESS LINE (L6/L1)	\$.05	\$.06	\$.05
13. AVERAGE MESSAGE REVENUE PER CALLING CUSTOMER (L6/L3)	\$2.40	\$2.10	\$2.34
14. NUMBER OF CUSTOMERS ORIGINATING 2 OR MORE MESSAGES	132	30	162
15. PERCENT CUSTOMER USAGE 2 OR MORE MESSAGES (L14/L2)	1	2	1

THIS REPORT INCLUDES TOLL TYPES: TOLL

REVENUES SHOWN REFLECT MESSAGES RATED AT FULL TOLL RATES.

DATE:03/28/90  
 TIME:14.34.40

UNITED TELEPHONE COMPANY OF FLORIDA  
 POINT-TO-POINT STUDY  
 TWO-WAY

FROM: MOUNT DORA EXCHANGE 89/10/01 TO 89/10/31 TOLL  
 SUMMARY TO : WINTER GARDEN

	RESIDENCE	BUSINESS	TOTAL
1. ACCESS LINES	18,121	4,558	22,679
2. CUSTOMERS BILLED	18,121	3,046	21,167
3. NUMBER OF CUSTOMERS ORIGINATING 1 OR MORE MESSAGES	1,116	537	1,653
4. ORIGINATING MESSAGES	3,942	1,825	5,767
5. MESSAGE MINUTES	22,071	5,987	28,058
6. PERCENT CUSTOMER USAGE 1 OR MORE MESSAGE (L3/L2)	6	18	8
7. AVERAGE MESSAGES PER ACCESS LINE (L4/L1)	.22	.40	.25
8. AVERAGE MESSAGES PER CALLING CUSTOMER (L4/L3)	3.53	3.40	3.49
9. AVERAGE MINUTES PER MESSAGE (L5/L4)	5.60	3.28	4.87
10. NUMBER OF CUSTOMERS ORIGINATING 2 OR MORE MESSAGES	587	289	876
11. PERCENT CUSTOMER USAGE 2 OR MORE MESSAGES (L10/L2)	3	9	4

THIS REPORT INCLUDES TOLL TYPES: TOLL

AT LEAST ONE EXCHANGE ON THIS STUDY ROUTE HAS AN OFFICE THAT HAS BEEN CONVERTED TO EQUAL ACCESS. TOTAL REVENUE ASSOCIATED WITH STUDY MESSAGES WAS NOT AVAILABLE. THEREFORE REVENUE IS NOT LISTED.

DATE:03/28/90  
TIME:14.34.40UNITED TELEPHONE COMPANY OF FLORIDA  
POINT-TO-POINT STUDY  
TWO-WAYFROM: MOUNT DORA EXCHANGE  
TO : WINTER PARK

89/10/01 TO 89/10/31

TOLL

SUMMARY

	RESIDENCE	BUSINESS	TOTAL
1. ACCESS LINES	116,702	52,595	169,297
2. CUSTOMERS BILLED	116,702	30,628	147,330
3. NUMBER OF CUSTOMERS ORIGINATING 1 OR MORE MESSAGES	8,216	4,203	12,419
4. ORIGINATING MESSAGES	39,032	23,246	62,278
5. MESSAGE MINUTES	186,093	73,587	259,680
6. PERCENT CUSTOMER USAGE 1 OR MORE MESSAGE (L3/L2)	7	14	8
7. AVERAGE MESSAGES PER ACCESS LINE (L4/L1)	.33	.44	.37
8. AVERAGE MESSAGES PER CALLING CUSTOMER (L4/L3)	4.75	5.53	5.01
9. AVERAGE MINUTES PER MESSAGE (L5/L4)	4.77	3.17	4.17
10. NUMBER OF CUSTOMERS ORIGINATING 2 OR MORE MESSAGES	4,938	2,469	7,407
11. PERCENT CUSTOMER USAGE 2 OR MORE MESSAGES (L10/L2)	4	8	5

THIS REPORT INCLUDES TOLL TYPES: TOLL

AT LEAST ONE EXCHANGE ON THIS STUDY ROUTE HAS AN OFFICE THAT HAS BEEN CONVERTED TO EQUAL ACCESS. TOTAL REVENUE ASSOCIATED WITH STUDY MESSAGES WAS NOT AVAILABLE. THEREFORE REVENUE IS NOT LISTED.

DATE:03/28/90  
TIME:14.34.40UNITED TELEPHONE COMPANY OF FLORIDA  
POINT-TO-POINT STUDY  
TWO-WAYFROM: MOUNT DORA POCKET  
SUMMARY TO : APOPKA

89/10/01 TO 89/10/31

TOLL

	RESIDENCE	BUSINESS	TOTAL
1. ACCESS LINES	16,952	4,373	21,325
2. CUSTOMERS BILLED	16,952	2,936	19,888
3. NUMBER OF CUSTOMERS ORIGINATING 1 OR MORE MESSAGES	1,361	444	1,805
4. ORIGINATING MESSAGES	8,806	3,096	11,902
5. MESSAGE MINUTES	36,259	7,852	44,111
6. PERCENT CUSTOMER USAGE 1 OR MORE MESSAGE (L3/L2)	8	15	9
7. AVERAGE MESSAGES PER ACCESS LINE (L4/L1)	.52	.71	.56
8. AVERAGE MESSAGES PER CALLING CUSTOMER (L4/L3)	6.47	6.97	6.59
9. AVERAGE MINUTES PER MESSAGE (L5/L4)	4.12	2.54	3.71
10. NUMBER OF CUSTOMERS ORIGINATING 2 OR MORE MESSAGES	862	265	1,127
11. PERCENT CUSTOMER USAGE 2 OR MORE MESSAGES (L10/L2)	5	9	6

THIS REPORT INCLUDES TOLL TYPES: TOLL

AT LEAST ONE EXCHANGE ON THIS STUDY ROUTE HAS AN OFFICE THAT HAS BEEN CONVERTED TO EQUAL ACCESS. TOTAL REVENUE ASSOCIATED WITH STUDY MESSAGES WAS NOT AVAILABLE. THEREFORE REVENUE IS NOT LISTED.



DATE:03/28/90  
TIME:14.34.40UNITED TELEPHONE COMPANY OF FLORIDA  
POINT-TO-POINT STUDY  
TWO-WAYFROM: MOUNT DORA POCKET  
TO : REEDY CREEK

89/10/01 TO 89/10/31

TOLL

SUMMARY

	RESIDENCE	BUSINESS	TOTAL
1. ACCESS LINES	3,825	2,039	5,864
2. CUSTOMERS BILLED	3,825	1,188	5,013
3. NUMBER OF CUSTOMERS ORIGINATING 1 OR MORE MESSAGES	15	11	26
4. ORIGINATING MESSAGES	53	28	81
5. MESSAGE MINUTES	250	124	374
6. MESSAGE REVENUE	\$46.54	\$32.85	\$79.39
7. PERCENT CUSTOMER USAGE 1 OR MORE MESSAGE (L3/L2)	0	1	1
8. AVERAGE MESSAGES PER ACCESS LINE (L4/L1)	.01	.01	.01
9. AVERAGE MESSAGES PER CALLING CUSTOMER (L4/L3)	3.53	2.55	3.12
10. AVERAGE MINUTES PER MESSAGE (L5/L4)	4.72	4.43	4.62
11. AVERAGE REVENUE PER MESSAGE (L6/L4)	\$.88	\$1.17	\$.98
12. AVERAGE MESSAGE REVENUE PER ACCESS LINE (L6/L1)	\$.01	\$.02	\$.01
13. AVERAGE MESSAGE REVENUE PER CALLING CUSTOMER (L6/L3)	\$3.10	\$2.99	\$3.05
14. NUMBER OF CUSTOMERS ORIGINATING 2 OR MORE MESSAGES	9	4	13
15. PERCENT CUSTOMER USAGE 2 OR MORE MESSAGES (L14/L2)	0	0	0

THIS REPORT INCLUDES TOLL TYPES: TOLL

REVENUES SHOWN REFLECT MESSAGES RATED AT FULL TOLL RATES.

DATE:03/28/90  
TIME:14.34.40UNITED TELEPHONE COMPANY OF FLORIDA  
POINT-TO-POINT STUDY  
TWO-WAYFROM: MOUNT DORA POCKET  
TO : WINDERMERE

89/10/01 TO 89/10/31

TOLL

SUMMARY

	RESIDENCE	BUSINESS	TOTAL
1. ACCESS LINES	4,301	547	4,848
2. CUSTOMERS BILLED	4,301	409	4,710
3. NUMBER OF CUSTOMERS ORIGINATING 1 OR MORE MESSAGES	32	8	40
4. ORIGINATING MESSAGES	57	14	71
5. MESSAGE MINUTES	298	52	350
6. MESSAGE REVENUE	\$44.30	\$9.19	\$53.49
7. PERCENT CUSTOMER USAGE 1 OR MORE MESSAGE (L3/L2)	1	2	1
8. AVERAGE MESSAGES PER ACCESS LINE (L4/L1)	.01	.03	.01
9. AVERAGE MESSAGES PER CALLING CUSTOMER (L4/L3)	1.78	1.75	1.77
10. AVERAGE MINUTES PER MESSAGE (L5/L4)	5.23	3.71	4.93
11. AVERAGE REVENUE PER MESSAGE (L6/L4)	\$.78	\$.66	\$.75
12. AVERAGE MESSAGE REVENUE PER ACCESS LINE (L6/L1)	\$.01	\$.02	\$.01
13. AVERAGE MESSAGE REVENUE PER CALLING CUSTOMER (L6/L3)	\$1.38	\$1.15	\$1.34
14. NUMBER OF CUSTOMERS ORIGINATING 2 OR MORE MESSAGES	16	2	18
15. PERCENT CUSTOMER USAGE 2 OR MORE MESSAGES (L14/L2)	0	0	0

THIS REPORT INCLUDES TOLL TYPES: TOLL

REVENUES SHOWN REFLECT MESSAGES RATED AT FULL TOLL RATES.

DATE:03/28/90  
TIME:14.34.40

UNITED TELEPHONE COMPANY OF FLORIDA  
POINT-TO-POINT STUDY  
TWO-WAY

FROM: MOUNT DORA POCKET 89/10/01 TO 89/10/31 TOLL  
SUMMARY TO : WINTER GARDEN

	RESIDENCE	BUSINESS	TOTAL
1. ACCESS LINES	10,675	3,058	13,733
2. CUSTOMERS BILLED	10,675	1,971	12,646
3. NUMBER OF CUSTOMERS ORIGINATING 1 OR MORE MESSAGES	161	70	231
4. ORIGINATING MESSAGES	487	159	646
5. MESSAGE MINUTES	2,682	538	3,220
6. PERCENT CUSTOMER USAGE 1 OR MORE MESSAGE (L3/L2)	2	4	2
7. AVERAGE MESSAGES PER ACCESS LINE (L4/L1)	.05	.05	.05
8. AVERAGE MESSAGES PER CALLING CUSTOMER (L4/L3)	3.02	2.27	2.80
9. AVERAGE MINUTES PER MESSAGE (L5/L4)	5.51	3.38	4.98
10. NUMBER OF CUSTOMERS ORIGINATING 2 OR MORE MESSAGES	79	29	108
11. PERCENT CUSTOMER USAGE 2 OR MORE MESSAGES (L10/L2)	1	1	1

THIS REPORT INCLUDES TOLL TYPES: TOLL

AT LEAST ONE EXCHANGE ON THIS STUDY ROUTE HAS AN OFFICE THAT HAS BEEN CONVERTED TO EQUAL ACCESS. TOTAL REVENUE ASSOCIATED WITH STUDY MESSAGES WAS NOT AVAILABLE. THEREFORE REVENUE IS NOT LISTED.

DATE:03/28/90  
 TIME:14.34.40

UNITED TELEPHONE COMPANY OF FLORIDA  
 POINT-TO-POINT STUDY  
 TWO-WAY

FROM: MOUNT DORA POCKET  
 TO : WINTER PARK

89/10/01 TO 89/10/31

TOLL

SUMMARY

	RESIDENCE	BUSINESS	TOTAL
1. ACCESS LINES	109,256	51,095	160,351
2. CUSTOMERS BILLED	109,256	29,553	138,809
3. NUMBER OF CUSTOMERS ORIGINATING 1 OR MORE MESSAGES	1,009	558	1,567
4. ORIGINATING MESSAGES	4,872	2,019	6,891
5. MESSAGE MINUTES	24,501	6,612	31,113
6. PERCENT CUSTOMER USAGE 1 OR MORE MESSAGE (L3/L2)	1	2	1
7. AVERAGE MESSAGES PER ACCESS LINE (L4/L1)	.04	.04	.04
8. AVERAGE MESSAGES PER CALLING CUSTOMER (L4/L3)	4.83	3.62	4.40
9. AVERAGE MINUTES PER MESSAGE (L5/L4)	5.03	3.27	4.52
10. NUMBER OF CUSTOMERS ORIGINATING 2 OR MORE MESSAGES	588	234	822
11. PERCENT CUSTOMER USAGE 2 OR MORE MESSAGES (L10/L2)	1	1	1

THIS REPORT INCLUDES TOLL TYPES: TOLL

AT LEAST ONE EXCHANGE ON THIS STUDY ROUTE HAS AN OFFICE THAT HAS BEEN CONVERTED TO EQUAL ACCESS. TOTAL REVENUE ASSOCIATED WITH STUDY MESSAGES WAS NOT AVAILABLE. THEREFORE REVENUE IS NOT LISTED.

DATE:04/03/90  
TIME:16.53.02UNITED TELEPHONE COMPANY OF FLORIDA  
POINT-TO-POINT STUDYFROM: MOUNT DORA EXCHANGE  
TO : AOPKA

89/10/01 TO 89/10/31

TOLL

SUMMARY

	RESIDENCE	BUSINESS	TOTAL
1. ACCESS LINES	8,096	1,567	9,663
2. CUSTOMERS BILLED	8,096	1,134	9,230
3. NUMBER OF CUSTOMERS ORIGINATING 1 OR MORE MESSAGES	2,720	571	3,291
4. ORIGINATING MESSAGES	23,139	7,571	30,710
5. MESSAGE MINUTES	95,700	20,156	115,856
6. MESSAGE REVENUE	\$14,382.83	\$4,581.04	\$18,963.87
7. PERCENT CUSTOMER USAGE 1 OR MORE MESSAGE (L3/L2)	34	50	36
8. AVERAGE MESSAGES PER ACCESS LINE (L4/L1)	2.86	4.83	3.18
9. AVERAGE MESSAGES PER CALLING CUSTOMER (L4/L3)	8.51	13.26	9.33
10. AVERAGE MINUTES PER MESSAGE (L5/L4)	4.14	2.66	3.77
11. AVERAGE REVENUE PER MESSAGE (L6/L4)	\$.62	\$.61	\$.62
12. AVERAGE MESSAGE REVENUE PER ACCESS LINE (L6/L1)	\$1.78	\$2.92	\$1.96
13. AVERAGE MESSAGE REVENUE PER CALLING CUSTOMER (L6/L3)	\$5.29	\$8.02	\$5.76
14. NUMBER OF CUSTOMERS ORIGINATING 2 OR MORE MESSAGES	1,986	458	2,444
15. PERCENT CUSTOMER USAGE 2 OR MORE MESSAGES (L14/L2)	25	40	26

THIS REPORT INCLUDES TOLL TYPES: TOLL

REVENUES SHOWN REFLECT MESSAGES RATED AT FULL TOLL RATES.

DATE: 03/14/90  
 TIME: 12:05

UNITED TELEPHONE COMPANY OF FLORIDA  
 POINT-TO-POINT STUDY  
 10/01/89 TO 10/31/89

EA185A0A/012

RESIDENCE FROM: MOUNT DORA  
 TO : APOPKA

FGC TOLL

MESSAGES	**** DAY (8-5) MESSAGES	NO DISCOUNT REVENUE	**** MINUTES	**EVENING (5-11) MESSAGES	DISCOUNTED REVENUE	** MINUTES	**NIGHT + MESSAGES	WEEKEND REVENUE	DISCOUNTED MINUTES	TOTAL CUSTOMERS	TOTAL REVENUE
0	0	0.00	0	0	0.00	0	0	0.00	0	5376	0.00
1	304	230.77	1139	224	153.83	1016	206	76.18	740	734	460.78
2	332	211.88	994	226	162.34	1138	190	63.04	633	374	437.26
3	313	191.24	930	245	174.71	1227	192	76.28	697	250	442.23
4	317	219.03	1067	223	145.06	1013	168	66.55	631	177	430.64
5	295	172.45	768	304	216.21	1527	216	84.59	854	163	473.25
6	256	180.76	919	238	170.82	1266	166	69.00	688	110	420.58
7	268	165.66	800	234	177.66	1280	170	62.40	606	96	405.72
8	237	144.28	724	261	188.06	1289	206	66.48	635	88	398.82
9	217	141.64	723	256	219.88	1632	175	76.22	806	72	437.74
10	208	135.81	660	225	144.05	1020	177	69.30	720	61	349.16
11	138	99.54	489	211	164.89	1170	102	39.49	364	41	303.92
12	142	105.36	552	163	150.39	1100	127	44.82	465	36	300.57
13	162	97.40	481	140	92.36	647	140	50.92	513	34	240.68
14	172	106.80	534	145	100.85	690	131	57.90	494	32	265.55
15	173	127.98	645	145	79.35	515	132	48.84	474	30	256.17
16	235	179.32	932	253	166.53	1198	184	70.80	697	42	416.65
17	198	141.76	739	188	136.72	978	124	56.00	603	30	334.48
18	148	99.06	462	120	80.86	538	110	28.20	270	21	208.12
19	180	136.24	673	162	95.34	673	95	48.78	473	23	280.36
20	154	157.28	852	188	149.26	1032	198	76.20	802	27	382.74
21	129	150.96	799	129	89.44	577	120	51.48	416	18	291.88
22	149	99.20	503	102	68.50	486	79	22.70	212	15	190.40
23	130	104.93	507	159	114.35	837	171	49.25	465	20	268.53
24	121	77.04	385	137	98.21	708	102	53.92	581	15	229.17
25	147	82.00	369	180	142.66	983	148	43.12	353	19	267.78
26	62	32.36	137	72	40.00	246	48	14.60	134	7	86.96
27	146	96.12	429	108	55.24	346	97	31.26	268	13	182.62
28	93	72.56	366	77	37.33	238	82	24.28	240	9	134.17
29	178	105.20	524	134	79.46	545	94	35.28	283	14	219.94
30	41	25.24	127	51	27.15	188	58	39.68	440	5	92.07
31	153	86.00	423	120	63.84	443	99	31.22	299	12	181.06
32	69	38.88	193	94	64.38	466	61	23.46	235	7	126.72
33	34	26.48	134	54	27.06	185	44	16.64	150	4	70.18
34	54	29.92	145	58	58.62	320	24	26.58	208	4	115.12
35	168	111.80	540	148	96.40	659	104	36.67	370	12	244.87
36	51	36.28	191	70	41.58	294	59	25.54	275	5	103.40
37	28	15.14	58	24	12.84	89	22	5.72	55	2	33.70
38	39	19.76	88	76	45.48	322	75	20.54	163	5	85.78
39	73	64.96	345	20	12.12	86	24	10.80	101	3	87.88
40	18	13.04	68	10	13.02	101	12	4.32	45	1	30.38

THIS REPORT INCLUDES TOLL TYPES: TOLL  
 REVENUES SHOWN REFLECT MESSAGES RATED AT FULL TOLL RATES.

DATE: 03/14/90  
 TIME: 12:05

UNITED TELEPHONE COMPANY OF FLORIDA  
 POINT-TO-POINT STUDY  
 10/01/89 TO 10/31/89

EA185A0A/012

PAGE  
 2

FROM: MOUNT DORA  
 TO : APOPKA

FGC TOLL

RESIDENCE	**** DAY (8-5)	NO DISCOUNT****	****EVENING (5-11)	DISCOUNTED**	**NIGHT +	WEEKEND	DISCOUNTED**	TOTAL	TOTAL		
MESSAGES	MESSAGES	REVENUE	MESSAGES	REVENUE	MESSAGES	REVENUE	MINUTES	CUSTOMERS	REVENUE		
41	90	53.36	266	65	31.65	215	50	17.68	163	5	102.69
42	35	34.44	189	67	47.95	341	66	29.80	323	4	112.19
43	48	41.56	226	41	35.49	265	40	22.36	249	3	99.41
44	114	74.12	359	91	63.35	462	59	17.06	168	6	154.53
45	29	9.88	40	81	52.09	374	70	28.44	303	4	90.41
46	54	28.40	137	34	16.18	101	50	12.04	113	3	56.62
47	50	18.48	78	59	117.63	946	32	29.84	325	3	165.95
48	78	44.93	202	104	58.12	398	58	12.92	118	5	115.97
49	40	28.48	148	1	0.33	2	8	2.88	30	1	31.69
50	5	2.04	9	19	8.43	56	26	4.52	37	1	14.99
51	16	7.68	36	14	7.38	51	21	6.30	63	1	21.36
52	36	58.51	341	87	51.51	366	33	17.58	195	3	127.60
54	57	31.96	157	53	19.29	121	52	18.96	197	3	70.21
55	6	2.48	11	19	6.75	42	30	6.12	54	1	15.35
56	12	5.28	24	33	21.93	159	11	4.26	45	1	31.47
57	37	18.20	86	15	6.75	45	5	1.10	10	1	26.05
58	53	67.64	383	31	28.59	215	32	14.00	148	2	110.23
59	4	1.28	5	40	12.36	73	15	3.62	34	1	17.26
60	13	6.36	30	28	14.76	102	19	10.02	111	1	31.14
62	94	120.96	692	82	66.90	496	72	33.92	362	4	221.78
63	106	51.20	228	37	17.25	116	46	10.92	100	3	79.37
64	10	3.60	15	40	17.16	113	14	2.68	23	1	23.44
65	56	30.96	114	46	14.02	74	28	5.44	47	2	50.42
66	55	24.84	115	73	37.77	260	70	17.96	172	3	80.57
67	28	20.00	104	79	73.95	559	27	12.54	132	2	106.49
73	31	16.36	79	30	35.94	277	12	5.52	35	1	57.82
74	30	19.60	105	33	25.17	185	11	2.98	29	1	47.75
75	24	16.80	87	79	111.51	870	47	21.70	236	2	150.01
76	22	15.92	83	33	31.29	236	21	4.46	40	1	51.67
77	66	32.08	151	5	3.09	22	6	2.52	25	1	37.69
78	14	11.28	60	43	26.55	189	21	6.14	61	1	43.97
80	35	32.32	157	16	13.32	99	29	8.14	80	1	53.78
81	50	23.60	110	50	22.86	153	62	18.68	187	2	65.14
85	86	62.16	324	41	23.01	161	43	10.98	105	2	96.15
90	134	106.27	560	24	18.84	139	22	6.12	60	2	131.23
91	13	6.52	31	43	27.83	200	35	8.66	82	1	43.01
98	19	20.54	80	38	87.18	476	41	61.60	433	1	169.32
106	53	25.99	118	27	11.31	74	26	8.76	88	1	46.06
107	37	39.64	220	36	23.28	167	34	14.04	150	1	76.96
115	7	4.36	22	74	39.22	272	34	7.64	70	1	51.22
144	134	69.68	335	9	4.93	26	1	0.30	3	1	74.91

THIS REPORT INCLUDES TOLL TYPES: TOLL  
 REVENUES SHOWN REFLECT MESSAGES RATED AT FULL TOLL RATES.

DATE: 03/14/90  
TIME: 12:05

UNITED TELEPHONE COMPANY OF FLORIDA  
POINT-TO-POINT STUDY  
10/01/89 TO 10/31/89

EA185A0A/012  
FGC TOLL

RESIDENCE FROM: MOUNT DORA  
TO : APOPKA

MESSAGES	*** DAY (8-5) NO DISCOUNT*** MESSAGES	REVENUE	MINUTES	***EVENING (5-11) MESSAGES	DISCOUNTED** REVENUE	MINUTES	***NIGHT + WEEKEND MESSAGES	DISCOUNTED** REVENUE	MINUTES	TOTAL CUSTOMERS	TOTAL REVENUE
162	55	38.36	199	47	28.71	204	60	44.00	505	1	111.07
178	79	37.80	177	59	21.95	140	40	9.76	92	1	69.51
191	143	335.96	1980	3	0.75	4	45	63.58	681	1	400.29
194	188	77.00	341	6	3.06	21	0	0.00	0	1	80.06
296	31	22.12	115	203	232.23	1808	62	25.64	272	1	279.99
TOTALS	8709	6133.13	30743	8112	5776.47	40743	6318	2473.23	24214	8096	14382.83
26+	3584	2574.74	13097	3254	2294.14	16203	2489	1020.77	10022	192	5889.65

THIS REPORT INCLUDES TOLL TYPES: TOLL  
REVENUES SHOWN REFLECT MESSAGES RATED AT FULL TOLL RATES.



DATE: 03/14/90  
 TIME: 12:05

UNITED TELEPHONE COMPANY OF FLORIDA  
 POINT-TO-POINT STUDY  
 10/01/89 TO 10/31/89

EA185A0A/012

PAGE  
 4

BUSINESS

FROM: MOUNT DORA  
 TO : APOPKA

FGC TOLL

MESSAGES	*** DAY (8-5) MESSAGES	NO DISCOUNT REVENUE	*** MINUTES	** EVENING (5-11) MESSAGES	DISCOUNTED REVENUE	** MINUTES	** NIGHT + MESSAGES	WEEKEND REVENUE	DISCOUNTED MINUTES	TOTAL CUSTOMERS	TOTAL REVENUE
0	0	0.00	0	0	0.00	0	0	0.00	0	563	0.00
1	84	58.15	223	14	11.46	60	15	5.30	30	113	74.91
2	118	82.09	325	27	24.05	76	27	11.49	64	86	117.63
3	90	64.41	271	19	20.78	61	20	12.79	98	43	97.98
4	107	65.37	258	25	14.09	57	20	14.22	40	38	93.68
5	115	78.51	313	25	18.99	77	20	17.80	43	32	115.30
6	121	88.82	348	24	18.40	77	17	9.64	39	27	116.86
7	135	115.24	426	23	22.76	87	45	31.79	119	29	169.79
8	85	66.27	252	25	20.44	62	18	17.29	37	16	104.00
9	71	38.44	187	8	7.52	40	2	0.28	2	9	46.24
10	73	52.88	165	29	27.97	78	18	13.23	35	12	94.08
11	90	71.92	207	33	29.87	95	31	28.88	69	14	130.67
12	56	37.14	137	21	17.05	68	7	4.38	12	7	58.57
13	120	99.73	388	34	38.02	108	41	34.46	125	15	172.21
14	90	48.15	230	7	7.95	36	15	8.78	61	8	64.88
15	79	57.08	235	6	1.74	10	5	3.58	13	6	62.40
16	105	66.70	285	22	10.43	35	33	19.80	79	10	96.93
17	79	50.08	210	19	10.79	59	38	27.23	97	8	88.10
18	12	4.96	22	2	0.90	6	4	0.72	6	1	6.58
19	67	54.6	202	6	7.58	17	3	1.58	5	4	63.77
20	73	50.2	184	32	28.63	100	15	12.48	51	6	91.31
21	59	27.83	125	17	14.61	109	8	2.52	13	4	44.96
22	60	37.36	151	43	21.02	95	29	11.79	60	6	70.17
23	41	21.76	99	16	9.72	69	12	2.80	26	3	34.28
24	32	23.51	87	31	15.49	60	33	14.22	103	4	53.22
25	53	39.64	133	8	10.23	23	14	12.43	48	3	62.30
26	44	36.36	138	19	16.31	55	15	12.54	33	3	65.21
27	92	42.88	199	31	12.39	80	12	3.12	30	5	58.39
30	39	31.64	106	8	14.08	53	13	13.54	47	2	59.26
31	18	8.72	41	6	3.94	20	7	1.38	12	1	14.04
32	64	85.55	232	14	14.25	52	18	18.09	47	3	117.89
33	65	35.00	170	0	0.00	0	1	0.14	1	2	35.14
34	23	8.04	33	26	10.14	65	19	4.26	39	2	22.44
35	96	58.36	293	18	17.34	131	26	7.16	70	4	82.86
36	73	46.65	154	17	24.95	66	18	9.46	36	3	81.06
37	35	15.99	69	1	1.21	1	1	0.14	1	1	17.34
38	28	11.84	53	8	3.36	22	2	0.28	2	1	15.48
39	27	15.72	78	4	2.28	16	8	1.52	13	1	19.52
40	98	46.00	214	15	11.91	88	7	4.66	53	3	62.57
41	32	21.76	112	2	0.54	3	7	1.38	12	1	23.68
43	27	19.08	99	12	3.48	20	4	1.28	13	1	23.84

THIS REPORT INCLUDES TOLL TYPES: TOLL  
 REVENUES SHOWN REFLECT MESSAGES RATED AT FULL TOLL RATES.

DATE: 03/14/90  
 TIME: 12:05

UNITED TELEPHONE COMPANY OF FLORIDA  
 POINT-TO-POINT STUDY  
 10/01/89 TO 10/31/89

EA185A0A/012

PAGE  
 5

BUSINESS FROM: MOUNT DORA  
 TO : APOPKA

FGC TOLL

MESSAGES	**** DAY (8-5) MESSAGES	NO DISCOUNT REVENUE	**** MINUTES	**EVENING (5-11) MESSAGES	DISCOUNTED REVENUE	** MINUTES	**NIGHT + WEEKEND MESSAGES	DISCOUNTED REVENUE	** MINUTES	TOTAL CUSTOMERS	TOTAL REVENUE
44	28	15.36	75	12	3.96	24	4	0.96	9	1	20.28
45	67	64.40	171	11	13.43	62	12	8.36	31	2	86.19
47	43	21.80	104	3	2.67	20	1	0.22	2	1	24.69
48	30	16.50	65	3	0.63	3	15	4.42	44	1	21.55
49	37	18.52	88	10	4.62	31	2	0.76	8	1	23.90
51	34	22.20	107	6	1.86	11	11	5.22	57	1	29.28
52	25	11.00	50	24	9.12	58	3	0.58	5	1	20.70
53	70	33.47	152	13	4.05	24	23	5.94	57	2	43.46
54	50	36.84	193	2	0.78	5	2	0.36	3	1	37.98
62	52	30.64	140	2	2.66	4	8	5.68	15	1	38.98
67	29	12.80	52	14	5.34	34	24	5.92	52	1	24.06
69	19	11.80	47	30	11.94	77	20	4.72	44	1	28.46
70	50	26.91	126	6	1.86	11	14	3.16	29	1	31.93
73	70	40.72	202	0	0.00	0	3	1.22	13	1	41.94
83	52	20.64	90	10	2.46	13	21	4.46	40	1	27.56
89	67	40.20	201	21	12.81	91	1	0.22	2	1	53.23
92	78	65.31	270	7	2.91	19	7	3.46	38	1	71.68
100	99	38.92	169	1	0.21	1	0	0.00	0	1	39.13
105	99	34.44	141	5	1.77	11	1	0.30	3	1	36.51
113	46	27.76	139	8	2.64	16	59	15.46	149	1	45.86
114	215	91.72	412	4	1.92	13	9	2.22	21	2	95.86
130	88	50.56	250	19	14.07	103	23	6.34	59	1	70.97
134	82	49.20	246	14	4.14	24	38	9.08	85	1	62.42
150	134	64.08	300	4	4.32	33	12	1.84	14	1	70.24
152	149	47.96	188	0	0.00	0	3	0.74	7	1	48.70
155	101	51.96	249	33	9.21	52	21	4.38	39	1	65.55
168	155	120.79	618	8	3.00	19	5	1.18	11	1	124.97
177	135	68.08	318	17	5.89	28	25	7.38	61	1	81.35
196	190	91.50	420	5	2.25	15	1	0.14	1	1	93.89
202	185	132.16	681	4	4.44	34	13	6.62	72	1	143.22
294	283	144.20	689	2	1.26	9	9	1.50	12	1	146.96
TOTALS	5538	3386.88	14407	995	682.89	3082	1038	511.27	2667	1134	4581.04
26+	3523	1986.03	8944	479	272.40	1517	548	191.79	1392	67	2450.22

THIS REPORT INCLUDES TOLL TYPES: TOLL  
 REVENUES SHOWN REFLECT MESSAGES RATED AT FULL TOLL RATES.

DATE: 03/14/90  
 TIME: 12:05

UNITED TELEPHONE COMPANY OF FLORIDA  
 POINT-TO-POINT STUDY  
 10/01/89 TO 10/31/89

EA185A0A/012

COMBINED

FROM: MOUNT DORA  
 TO : APOPKA

FGC TOLL

MESSAGES	*** DAY (8-5) MESSAGES	NO DISCOUNT REVENUE	*** MINUTES	** EVENING (5-11) MESSAGES	DISCOUNTED REVENUE	** MINUTES	** NIGHT + MESSAGES	WEEKEND REVENUE	DISCOUNTED MINUTES	TOTAL CUSTOMERS	TOTAL REVENUE
0	0	0.00	0	0	0.00	0	0	0.00	0	5939	0.00
1	388	288.92	1362	238	165.29	1076	221	81.48	770	847	535.69
2	450	293.97	1319	253	186.39	1214	217	74.53	697	460	554.89
3	403	255.65	1201	264	195.49	1288	212	89.07	795	293	540.21
4	424	284.40	1325	248	159.15	1070	188	80.77	671	215	524.32
5	410	250.96	1081	329	235.20	1604	236	102.39	897	195	588.55
6	377	269.58	1267	262	189.22	1343	183	78.64	727	137	537.44
7	403	280.90	1226	257	200.42	1367	215	94.19	725	125	575.51
8	322	210.55	976	286	208.50	1351	224	83.77	672	104	502.82
9	288	180.08	910	264	227.40	1672	177	76.50	808	81	483.98
10	281	188.69	825	254	172.02	1098	195	82.53	755	73	443.24
11	228	171.46	696	244	194.76	1265	133	68.37	433	55	434.59
12	198	142.50	689	184	167.44	1168	134	49.20	477	43	359.14
13	282	197.13	869	174	130.38	755	181	85.38	638	49	412.89
14	262	154.95	764	152	108.80	726	146	66.68	555	40	330.43
15	252	185.06	880	151	81.09	525	137	52.42	487	36	318.57
16	340	246.02	1217	275	176.96	1233	217	90.60	776	52	513.58
17	277	191.84	949	207	147.51	1037	162	83.23	700	38	422.58
18	160	104.02	484	122	81.76	544	114	28.92	276	22	214.70
19	247	190.85	875	168	102.92	690	98	50.36	478	27	344.13
20	227	207.48	1036	220	177.89	1132	213	88.68	853	33	474.05
21	188	178.79	924	146	104.05	686	128	54.00	429	22	336.84
22	209	136.56	654	145	89.52	581	108	34.49	272	21	260.57
23	171	126.69	606	175	124.07	906	183	52.05	491	23	302.81
24	153	100.55	472	168	113.70	768	135	68.14	684	19	282.39
25	200	121.64	502	188	152.89	1006	162	55.55	401	22	330.08
26	106	68.72	275	91	56.31	301	63	27.14	167	10	152.17
27	238	139.00	628	139	67.63	426	109	34.38	298	18	241.01
28	93	72.56	366	77	37.33	238	82	24.28	240	9	134.17
29	178	105.20	524	134	79.46	545	94	35.28	283	14	219.94
30	80	56.88	233	59	41.23	241	71	53.22	487	7	151.33
31	171	94.72	464	126	67.78	463	106	32.60	311	13	195.10
32	133	124.43	425	108	78.63	518	79	41.55	282	10	244.61
33	99	61.48	304	54	27.06	185	45	16.78	151	6	105.32
34	77	37.96	178	84	68.76	385	43	30.84	247	6	137.56
35	264	170.16	833	166	113.74	790	130	43.83	440	16	327.73
36	124	82.93	345	87	66.53	360	77	35.00	311	8	184.46
37	63	31.13	127	25	14.05	90	23	5.86	56	3	51.04
38	67	31.60	141	84	48.84	344	77	20.82	165	6	101.26
39	100	80.68	423	24	14.40	102	32	12.32	114	4	107.40
40	116	59.04	282	25	24.93	189	19	8.98	98	4	92.95

THIS REPORT INCLUDES TOLL TYPES: TOLL  
 REVENUES SHOWN REFLECT MESSAGES RATED AT FULL TOLL RATES.

DATE: 03/14/90  
 TIME: 12:05

UNITED TELEPHONE COMPANY OF FLORIDA  
 POINT-TO-POINT STUDY  
 10/01/89 TO 10/31/89

EA185A0A/012

PAGE  
 7

COMBINED

FROM: MOUNT DORA  
 TO : APOPKA

FGC TOLL

MESSAGES	**** DAY (8-5) MESSAGES	NO DISCOUNT REVENUE	**** MINUTES	**EVENING (5-11) MESSAGES	DISCOUNTED REVENUE	** MINUTES	**NIGHT + WEEKEND MESSAGES	DISCOUNTED REVENUE	** MINUTES	TOTAL CUSTOMERS	TOTAL REVENUE
41	122	75.12	378	67	32.19	218	57	19.06	175	6	126.37
42	35	34.44	189	67	47.95	341	66	29.80	323	4	112.19
43	75	60.64	325	53	38.97	285	44	23.64	262	4	123.25
44	142	89.48	434	103	67.31	486	63	18.02	177	7	174.81
45	96	74.28	211	92	65.52	436	82	36.80	334	6	176.60
46	54	28.40	137	34	16.18	101	50	12.04	113	3	56.62
47	93	40.28	182	62	120.30	966	33	30.06	327	4	190.64
48	108	61.43	267	107	58.75	401	73	17.34	162	6	137.52
49	77	47.00	236	11	4.95	33	10	3.64	38	2	55.59
50	5	2.04	9	19	8.43	56	26	4.52	37	1	14.99
51	50	29.88	143	20	9.24	62	32	11.52	120	2	50.64
52	61	69.51	391	111	60.63	424	36	18.16	200	4	148.30
53	70	33.47	152	13	4.05	24	23	5.94	57	2	43.46
54	107	68.80	350	55	20.07	126	54	19.32	200	4	108.19
55	6	2.48	11	19	6.75	42	30	6.12	54	1	15.35
56	12	5.28	24	33	21.93	159	11	4.26	45	1	31.47
57	37	18.20	86	15	6.75	45	5	1.10	10	1	26.05
58	53	67.64	383	31	28.59	215	32	14.00	148	2	110.23
59	4	1.28	5	40	12.36	73	15	3.62	34	1	17.26
60	13	6.36	30	28	14.76	102	19	10.02	111	1	31.14
62	146	151.60	832	84	69.56	500	80	39.60	377	5	260.76
63	106	51.20	228	37	17.25	116	46	10.92	100	3	79.37
64	10	3.60	15	40	17.16	113	14	2.68	23	1	23.44
65	56	30.96	114	46	14.02	74	28	5.44	47	2	50.42
66	55	24.84	115	73	37.77	260	70	17.96	172	3	80.57
67	57	32.80	156	93	79.29	593	51	18.46	184	3	130.55
69	19	11.80	47	30	11.94	77	20	4.72	44	1	28.46
70	50	26.91	126	6	1.86	11	14	3.16	29	1	31.93
73	101	57.08	281	30	35.94	277	15	6.74	48	2	99.76
74	30	19.60	105	33	25.17	185	11	2.98	29	1	47.75
75	24	16.80	87	79	111.51	870	47	21.70	236	2	150.01
76	22	15.92	83	33	31.29	236	21	4.46	40	1	51.67
77	66	32.08	151	5	3.09	22	6	2.52	25	1	37.69
78	14	11.28	60	43	26.55	189	21	6.14	61	1	43.97
80	35	32.32	157	16	13.32	99	29	8.14	80	1	53.78
81	50	23.60	110	50	22.86	153	62	18.68	187	2	65.14
83	52	20.64	90	10	2.46	13	21	4.46	40	1	27.56
85	86	62.16	324	41	23.01	161	43	10.98	105	2	96.15
89	67	40.20	201	21	12.81	91	1	0.22	2	1	53.23
90	134	106.27	560	24	18.84	139	22	6.12	60	2	131.23
91	13	6.52	31	43	27.83	200	35	8.66	82	1	43.01

THIS REPORT INCLUDES TOLL TYPES: TOLL  
 REVENUES SHOWN REFLECT MESSAGES RATED AT FULL TOLL RATES.

DATE: 03/14/90  
 TIME: 12:05

UNITED TELEPHONE COMPANY OF FLORIDA  
 POINT-TO-POINT STUDY  
 10/01/89 TO 10/31/89

EA185A0A/012

PAGE  
 8

COMBINED

FROM: MOUNT DORA  
 TO : APOPKA

FGC TOLL

MESSAGES	**** DAY (8-5) MESSAGES	NO DISCOUNT REVENUE	**** MINUTES	**EVENING (5-11) MESSAGES	DISCOUNTED REVENUE	** MINUTES	**NIGHT + MESSAGES	WEEKEND REVENUE	DISCOUNTED MINUTES	TOTAL CUSTOMERS	TOTAL REVENUE
92	78	65.31	270	7	2.91	19	7	3.46	38	1	71.68
98	19	20.54	80	38	87.18	476	41	61.60	433	1	169.32
100	99	38.92	169	1	0.21	1	0	0.00	0	1	39.13
105	99	34.44	141	5	1.77	11	1	0.30	3	1	36.51
106	53	25.99	118	27	11.31	74	26	8.76	88	1	46.06
107	37	39.64	220	36	23.28	167	34	14.04	150	1	76.96
113	46	27.76	139	8	2.64	16	59	15.46	149	1	45.86
114	215	91.72	412	4	1.92	13	9	2.22	21	2	95.86
115	7	4.36	22	74	39.22	272	34	7.64	70	1	51.22
130	88	50.56	250	19	14.07	103	23	6.34	59	1	70.97
134	82	49.20	246	14	4.14	24	38	9.08	85	1	62.42
144	134	69.68	335	9	4.93	26	1	0.30	3	1	74.91
150	134	64.08	300	4	4.32	33	12	1.84	14	1	70.24
152	149	47.96	188	0	0.00	0	3	0.74	7	1	48.70
155	101	51.96	249	33	9.21	52	21	4.38	39	1	65.55
162	55	38.36	199	47	28.71	204	60	44.00	505	1	111.07
168	155	120.79	618	8	3.00	19	5	1.18	11	1	124.97
177	135	68.08	318	17	5.89	28	25	7.38	61	1	81.35
178	79	37.80	177	59	21.95	140	40	9.76	92	1	69.51
191	143	335.96	1980	3	0.75	4	45	63.58	681	1	400.29
194	188	77.00	341	6	3.06	21	0	0.00	0	1	80.06
196	190	91.50	420	5	2.25	15	1	0.14	1	1	93.89
202	185	132.16	681	4	4.44	34	13	6.62	72	1	143.22
294	283	144.20	689	2	1.26	9	9	1.50	12	1	146.96
296	31	22.12	115	203	232.23	1808	62	25.64	272	1	279.99
TOTALS	14247	9520.01	45150	9107	6459.36	43825	7356	2984.50	26881	9230	18963.87
26+	7107	4560.77	22041	3733	2566.54	17720	3037	1212.56	11414	259	8339.87

THIS REPORT INCLUDES TOLL TYPES: TOLL  
 REVENUES SHOWN REFLECT MESSAGES RATED AT FULL TOLL RATES.

DATE:03/28/90  
TIME:14.34.40UNITED TELEPHONE COMPANY OF FLORIDA  
POINT-TO-POINT STUDYFROM: MOUNT DORA EXCHANGE  
TO : REEDY CREEK

89/10/01 TO 89/10/31

TOLL

SUMMARY

	RESIDENCE	BUSINESS	TOTAL
1. ACCESS LINES	8,096	1,567	9,663
2. CUSTOMERS BILLED	8,096	1,134	9,230
3. NUMBER OF CUSTOMERS ORIGINATING 1 OR MORE MESSAGES	108	35	143
4. ORIGINATING MESSAGES	273	72	345
5. MESSAGE MINUTES	1,163	278	1,441
6. MESSAGE REVENUE	\$224.42	\$76.05	\$300.47
7. PERCENT CUSTOMER USAGE 1 OR MORE MESSAGE (L3/L2)	1	3	2
8. AVERAGE MESSAGES PER ACCESS LINE (L4/L1)	.03	.05	.04
9. AVERAGE MESSAGES PER CALLING CUSTOMER (L4/L3)	2.53	2.06	2.41
10. AVERAGE MINUTES PER MESSAGE (L5/L4)	4.26	3.86	4.18
11. AVERAGE REVENUE PER MESSAGE (L6/L4)	\$.82	\$1.06	\$.87
12. AVERAGE MESSAGE REVENUE PER ACCESS LINE (L6/L1)	\$.03	\$.05	\$.03
13. AVERAGE MESSAGE REVENUE PER CALLING CUSTOMER (L6/L3)	\$2.08	\$2.17	\$2.10
14. NUMBER OF CUSTOMERS ORIGINATING 2 OR MORE MESSAGES	52	11	63
15. PERCENT CUSTOMER USAGE 2 OR MORE MESSAGES (L14/L2)	1	1	1

THIS REPORT INCLUDES TOLL TYPES: TOLL

REVENUES SHOWN REFLECT MESSAGES RATED AT FULL TOLL RATES.

DATE: 03/14/90  
 TIME: 13:17

UNITED TELEPHONE COMPANY OF FLORIDA  
 POINT-TO-POINT STUDY  
 10/01/89 TO 10/31/89

EA185A0A/012

RESIDENCE FROM: MOUNT DORA  
 TO : REEDY CREEK

FGC TOLL

MESSAGES	*** DAY (8-5) MESSAGES	NO DISCOUNT REVENUE	*** MINUTES	**EVENING (5-11) MESSAGES	DISCOUNTED REVENUE	** MINUTES	**NIGHT + WEEKEND MESSAGES	DISCOUNTED REVENUE	** MINUTES	TOTAL CUSTOMERS	TOTAL REVENUE
0	0	0.00	0	0	0.00	0	0	0.00	0	7988	0.00
1	26	23.70	83	14	11.79	62	16	7.26	56	56	42.75
2	15	15.33	41	14	11.78	64	11	3.46	25	20	30.57
3	9	3.75	12	9	9.22	45	18	9.47	61	12	22.44
4	9	8.58	33	8	11.84	65	11	9.43	77	7	29.85
5	9	6.05	22	13	16.39	89	3	3.27	27	5	25.71
6	7	3.76	14	8	7.53	40	3	1.66	13	3	12.95
8	3	7.23	30	3	5.06	28	2	2.52	21	1	14.81
9	1	0.57	2	4	5.31	29	4	1.47	11	1	7.35
11	5	6.99	28	2	0.84	4	4	1.48	11	1	9.31
17	1	0.34	1	13	4.11	18	3	0.62	4	1	5.07
25	1	0.34	1	12	15.61	85	12	7.66	61	1	23.61
TOTALS	86	76.64	267	100	99.48	529	87	48.30	367	8096	224.42
26+	0	0.00	0	0	0.00	0	0	0.00	0	0	0.00

THIS REPORT INCLUDES TOLL TYPES: TOLL  
 REVENUES SHOWN REFLECT MESSAGES RATED AT FULL TOLL RATES.

DATE: 03/14/90  
TIME: 13:17

UNITED TELEPHONE COMPANY OF FLORIDA  
POINT-TO-POINT STUDY  
10/01/89 TO 10/31/89

EA185A0A/012

PAGE  
2

BUSINESS

FROM: MOUNT DORA  
TO : REEDY CREEK

FGC TOLL

MESSAGES	*** DAY (8-5) MESSAGES	NO DISCOUNT REVENUE	*** MINUTES	**EVENING (5-11) MESSAGES	DISCOUNTED REVENUE	** MINUTES	**NIGHT + WEEKEND MESSAGES	DISCOUNTED REVENUE	** MINUTES	TOTAL CUSTOMERS	TOTAL REVENUE
0	0	0.00	0	0	0.00	0	0	0.00	0	1099	0.00
1	20	20.86	67	2	2.52	5	2	0.45	3	24	23.83
2	8	10.63	25	2	5.68	32	0	0.00	0	5	16.31
3	1	2.03	4	2	2.52	5	3	3.32	8	2	7.87
4	4	2.51	9	0	0.00	0	0	0.00	0	1	2.51
6	0	0.00	0	5	4.18	22	1	0.28	2	1	4.46
7	0	0.00	0	7	8.15	44	0	0.00	0	1	8.15
15	13	12.24	47	0	0.00	0	2	0.68	5	1	12.92
TOTALS	46	48.27	152	18	23.05	108	8	4.73	18	1134	76.05
26+	0	0.00	0	0	0.00	0	0	0.00	0	0	0.00

THIS REPORT INCLUDES TOLL TYPES: TOLL  
REVENUES SHOWN REFLECT MESSAGES RATED AT FULL TOLL RATES.



DATE: 03/14/90  
TIME: 13:17

UNITED TELEPHONE COMPANY OF FLORIDA  
POINT-TO-POINT STUDY  
10/01/89 TO 10/31/89

EA185A0A/012

COMBINED

FROM: MOUNT DORA  
TO : REEDY CREEK

FGC TOLL

MESSAGES	**** DAY (8-5) MESSAGES	NO DISCOUNT REVENUE	**** MINUTES	**EVENING (5-11) MESSAGES	DISCOUNTED REVENUE	** MINUTES	**NIGHT + WEEKEND MESSAGES	DISCOUNTED REVENUE	MINUTES	TOTAL CUSTOMERS	TOTAL REVENUE
0	0	0.00	0	0	0.00	0	0	0.00	0	9087	0.00
1	46	44.56	150	16	14.31	67	18	7.71	59	80	66.58
2	23	25.96	66	16	17.46	96	11	3.46	25	25	46.88
3	10	5.78	16	11	11.74	50	21	12.79	69	14	30.31
4	13	11.09	42	8	11.84	65	11	9.43	77	8	32.36
5	9	6.05	22	13	16.39	89	3	3.27	27	5	25.71
6	7	3.76	14	13	11.71	62	4	1.94	15	4	17.41
7	0	0.00	0	7	8.15	44	0	0.00	0	1	8.15
8	3	7.23	30	3	5.06	28	2	2.52	21	1	14.81
9	1	0.57	2	4	5.31	29	4	1.47	11	1	7.35
11	5	6.99	28	2	0.84	4	4	1.48	11	1	9.31
15	13	12.24	47	0	0.00	0	2	0.68	5	1	12.92
17	1	0.34	1	13	4.11	18	3	0.62	4	1	5.07
25	1	0.34	1	12	15.61	85	12	7.66	61	1	23.61
TOTALS	132	124.91	419	118	122.53	637	95	53.03	385	9230	300.47
26+	0	0.00	0	0	0.00	0	0	0.00	0	0	0.00

THIS REPORT INCLUDES TOLL TYPES: TOLL  
REVENUES SHOWN REFLECT MESSAGES RATED AT FULL TOLL RATES.

DATE:03/28/90  
TIME:14.34.40UNITED TELEPHONE COMPANY OF FLORIDA  
POINT-TO-POINT STUDYFROM: MOUNT DORA EXCHANGE  
TO : WINDERMERE

89/10/01 TO 89/10/31

TOLL

SUMMARY

	RESIDENCE	BUSINESS	TOTAL
1. ACCESS LINES	8,096	1,567	9,663
2. CUSTOMERS BILLED	8,096	1,134	9,230
3. NUMBER OF CUSTOMERS ORIGINATING 1 OR MORE MESSAGES	120	35	155
4. ORIGINATING MESSAGES	313	112	425
5. MESSAGE MINUTES	1,775	408	2,183
6. MESSAGE REVENUE	\$240.32	\$78.23	\$318.55
7. PERCENT CUSTOMER USAGE 1 OR MORE MESSAGE (L3/L2)	1	3	2
8. AVERAGE MESSAGES PER ACCESS LINE (L4/L1)	.04	.07	.04
9. AVERAGE MESSAGES PER CALLING CUSTOMER (L4/L3)	2.61	3.20	2.74
10. AVERAGE MINUTES PER MESSAGE (L5/L4)	5.67	3.64	5.14
11. AVERAGE REVENUE PER MESSAGE (L6/L4)	\$.77	\$.70	\$.75
12. AVERAGE MESSAGE REVENUE PER ACCESS LINE (L6/L1)	\$.03	\$.05	\$.03
13. AVERAGE MESSAGE REVENUE PER CALLING CUSTOMER (L6/L3)	\$2.00	\$2.24	\$2.06
14. NUMBER OF CUSTOMERS ORIGINATING 2 OR MORE MESSAGES	63	18	81
15. PERCENT CUSTOMER USAGE 2 OR MORE MESSAGES (L14/L2)	1	2	1

THIS REPORT INCLUDES TOLL TYPES: TOLL  
REVENUES SHOWN REFLECT MESSAGES RATED AT FULL TOLL RATES.

DATE: 03/14/90  
TIME: 13:44

UNITED TELEPHONE COMPANY OF FLORIDA  
POINT-TO-POINT STUDY  
10/01/89 TO 10/31/89

EA185A0A/012  
FGC TOLL

RESIDENCE

FROM: MOUNT DORA  
TO : WINDERMERE

MESSAGES	*** DAY (8-5) MESSAGES	NO DISCOUNT REVENUE	*** MINUTES	**EVENING (5-11) MESSAGES	DISCOUNTED REVENUE	** MINUTES	**NIGHT + WEEKEND MESSAGES	DISCOUNTED REVENUE	** MINUTES	TOTAL CUSTOMERS	TOTAL REVENUE
0	0	0.00	0	0	0.00	0	0	0.00	0	7976	0.00
1	14	11.24	41	22	18.78	140	21	16.65	183	57	46.67
2	14	7.16	28	31	27.59	190	13	4.26	31	29	39.01
3	10	4.60	22	26	16.50	118	18	4.04	37	18	25.14
4	0	0.00	0	0	0.00	0	8	12.18	40	2	12.18
5	5	4.28	23	0	0.00	0	10	4.28	46	3	8.56
6	2	0.72	3	14	8.82	63	2	2.12	25	3	11.66
7	7	4.08	14	13	22.73	190	8	7.36	86	4	34.17
8	2	8.24	50	2	2.22	17	4	4.24	50	1	14.70
10	4	1.44	6	6	1.86	11	0	0.00	0	1	3.30
18	0	0.00	0	15	12.51	93	3	2.18	25	1	14.69
39	2	4.88	29	22	18.06	134	15	7.30	80	1	30.24
TOTALS	60	46.64	216	151	129.07	956	102	64.61	603	8096	240.32
26+	2	4.88	29	22	18.06	134	15	7.30	80	1	30.24

THIS REPORT INCLUDES TOLL TYPES: TOLL  
REVENUES SHOWN REFLECT MESSAGES RATED AT FULL TOLL RATES.

DATE: 03/14/90  
TIME: 13:44

UNITED TELEPHONE COMPANY OF FLORIDA  
POINT-TO-POINT STUDY  
10/01/89 TO 10/31/89

EA185A0A/012

PAGE  
2

BUSINESS FROM: MOUNT DORA  
TO : WINDERMERE

FGC TOLL

MESSAGES	*** DAY (8-5) MESSAGES	NO DISCOUNT REVENUE	*** MINUTES	** EVENING (5-11) MESSAGES	DISCOUNTED REVENUE	** MINUTES	** NIGHT + MESSAGES	WEEKEND REVENUE	DISCOUNTED MINUTES	TOTAL CUSTOMERS	TOTAL REVENUE
0	0	0.00	0	0	0.00	0	0	0.00	0	1099	0.00
1	11	13.55	53	3	2.31	17	3	2.58	5	17	18.44
2	3	1.80	9	5	6.77	36	2	2.10	6	5	10.67
3	5	6.46	21	4	1.95	7	3	2.80	14	4	11.21
4	13	11.80	64	7	2.19	13	0	0.00	0	5	13.99
5	5	1.40	5	0	0.00	0	0	0.00	0	1	1.40
7	3	1.64	8	4	6.24	49	0	0.00	0	1	7.88
18	11	5.48	26	1	1.17	9	6	1.32	12	1	7.97
23	0	0.00	0	7	2.91	19	16	3.76	35	1	6.67
TOTALS	51	42.13	186	31	23.54	150	30	12.56	72	1134	78.23
26+	0	0.00	0	0	0.00	0	0	0.00	0	0	0.00

THIS REPORT INCLUDES TOLL TYPES: TOLL  
REVENUES SHOWN REFLECT MESSAGES RATED AT FULL TOLL RATES.

DATE: 03/14/90  
TIME: 13:44

UNITED TELEPHONE COMPANY OF FLORIDA  
POINT-TO-POINT STUDY  
10/01/89 TO 10/31/89

EA185A0A/012

COMBINED

FROM: MOUNT DORA  
TO : WINDERMERE

FGC TOLL

MESSAGES	*** DAY (8-5) MESSAGES	NO DISCOUNT*** REVENUE	*** MINUTES	**EVENING (5-11) MESSAGES	DISCOUNTED** REVENUE	*** MINUTES	**NIGHT + WEEKEND MESSAGES	DISCOUNTED** REVENUE	*** MINUTES	TOTAL CUSTOMERS	TOTAL REVENUE
0	0	0.00	0	0	0.00	0	0	0.00	0	9075	0.00
1	25	24.79	94	25	21.09	157	24	19.23	188	74	65.11
2	17	8.96	37	36	34.36	226	15	6.36	37	34	49.68
3	15	11.06	43	30	18.45	125	21	6.84	51	22	36.35
4	13	11.80	64	7	2.19	13	8	12.18	40	7	26.17
5	10	5.68	28	0	0.00	0	10	4.28	46	4	9.96
6	2	0.72	3	14	8.82	63	2	2.12	25	3	11.66
7	10	5.72	22	17	28.97	239	8	7.36	86	5	42.05
8	2	8.24	50	2	2.22	17	4	4.24	50	1	14.70
10	4	1.44	6	6	1.86	11	0	0.00	0	1	3.30
18	11	5.48	26	16	13.68	102	9	3.50	37	2	22.66
23	0	0.00	0	7	2.91	19	16	3.76	35	1	6.67
39	2	4.88	29	22	18.06	134	15	7.30	80	1	30.24
TOTALS	111	88.77	402	182	152.61	1106	132	77.17	675	9230	318.55
26+	2	4.88	29	22	18.06	134	15	7.30	80	1	30.24

THIS REPORT INCLUDES TOLL TYPES: TOLL  
REVENUES SHOWN REFLECT MESSAGES RATED AT FULL TOLL RATES.

DATE:03/28/90  
TIME:14.34.40UNITED TELEPHONE COMPANY OF FLORIDA  
POINT-TO-POINT STUDYFROM: MOUNT DORA EXCHANGE  
TO : WINTER GARDEN

89/10/01 TO 89/10/31

TOLL

SUMMARY

	RESIDENCE	BUSINESS	TOTAL
1. ACCESS LINES	8,096	1,567	9,663
2. CUSTOMERS BILLED	8,096	1,134	9,230
3. NUMBER OF CUSTOMERS ORIGINATING 1 OR MORE MESSAGES	544	215	759
4. ORIGINATING MESSAGES	2,157	696	2,853
5. MESSAGE MINUTES	11,742	2,282	14,024
6. MESSAGE REVENUE	\$1,743.23	\$519.67	\$2,262.90
7. PERCENT CUSTOMER USAGE 1 OR MORE MESSAGE (L3/L2)	7	19	8
8. AVERAGE MESSAGES PER ACCESS LINE (L4/L1)	.27	.44	.30
9. AVERAGE MESSAGES PER CALLING CUSTOMER (L4/L3)	3.97	3.24	3.76
10. AVERAGE MINUTES PER MESSAGE (L5/L4)	5.44	3.28	4.92
11. AVERAGE REVENUE PER MESSAGE (L6/L4)	\$.81	\$.75	\$.79
12. AVERAGE MESSAGE REVENUE PER ACCESS LINE (L6/L1)	\$.22	\$.33	\$.23
13. AVERAGE MESSAGE REVENUE PER CALLING CUSTOMER (L6/L3)	\$3.20	\$2.42	\$2.98
14. NUMBER OF CUSTOMERS ORIGINATING 2 OR MORE MESSAGES	305	116	421
15. PERCENT CUSTOMER USAGE 2 OR MORE MESSAGES (L14/L2)	4	10	5

THIS REPORT INCLUDES TOLL TYPES: TOLL  
REVENUES SHOWN REFLECT MESSAGES RATED AT FULL TOLL RATES.

DATE: 03/14/90  
 TIME: 13:56

UNITED TELEPHONE COMPANY OF FLORIDA  
 POINT-TO-POINT STUDY  
 10/01/89 TO 10/31/89

EA185A0A/012

PAGE  
 1

FROM: MOUNT DORA  
 TO : WINTER GARDEN

FGC TOLL

MESSAGES	*** DAY (8-5) MESSAGES	NO DISCOUNT*** REVENUE	*** MINUTES	**EVENING (5-11) MESSAGES	DISCOUNTED** REVENUE	*** MINUTES	**NIGHT + MESSAGES	WEEKEND REVENUE	DISCOUNTED** MINUTES	TOTAL CUSTOMERS	TOTAL REVENUE
0	0	0.00	0	0	0.00	0	0	0.00	0	7552	0.00
1	100	85.74	439	80	75.96	523	59	23.82	241	239	185.52
2	65	53.76	281	53	53.61	407	42	18.70	171	80	126.07
3	93	46.60	217	55	35.67	256	32	14.96	159	60	97.23
4	49	42.88	225	49	31.41	225	38	13.16	136	34	87.45
5	70	58.88	303	42	32.70	241	28	15.19	120	28	106.77
6	37	26.95	136	51	39.06	281	50	23.97	234	23	89.98
7	19	25.16	143	58	42.78	313	28	13.50	104	15	81.44
8	61	43.02	195	27	25.57	172	24	9.20	97	14	77.79
9	18	12.08	62	25	13.65	95	11	5.46	60	6	31.19
10	41	38.20	208	11	7.11	51	18	10.04	78	7	55.35
11	6	5.04	27	15	11.31	83	12	5.60	61	3	21.95
12	19	9.56	33	6	4.70	18	23	10.70	79	4	24.96
13	16	19.04	110	31	45.63	357	18	15.00	169	5	79.67
14	12	47.52	288	25	26.17	201	19	22.90	272	4	96.59
15	24	18.08	95	10	5.58	39	11	4.82	52	3	28.48
17	1	0.28	1	5	3.45	25	11	4.98	54	1	8.71
19	13	4.92	21	19	6.99	44	6	1.24	11	2	13.15
20	16	9.28	46	18	8.82	60	6	1.00	8	2	19.10
23	31	27.88	151	22	15.18	110	16	6.00	63	3	49.06
24	0	0.00	0	17	13.65	101	7	1.78	17	1	15.43
25	7	6.76	37	12	4.68	30	6	2.44	26	1	13.88
30	3	1.16	5	23	21.39	161	4	0.56	4	1	23.11
31	0	0.00	0	23	27.59	215	8	4.88	55	1	32.47
33	14	13.52	78	32	38.60	306	20	15.52	179	2	67.64
38	13	13.08	72	16	18.16	106	9	4.30	47	1	35.54
45	22	28.88	164	17	8.01	54	6	1.24	11	1	38.13
47	5	9.84	63	36	101.28	817	6	3.92	32	1	115.04
52	21	12.28	61	18	7.50	49	13	3.26	31	1	23.04
54	7	21.92	88	25	40.61	124	22	35.96	158	1	98.49
TOTALS	783	682.31	3549	821	766.82	5464	553	294.10	2729	8096	1743.23
26+	85	100.68	531	190	263.14	1832	88	69.64	517	9	433.46

THIS REPORT INCLUDES TOLL TYPES: TOLL  
 REVENUES SHOWN REFLECT MESSAGES RATED AT FULL TOLL RATES.

DATE: 03/14/90  
 TIME: 13:56

UNITED TELEPHONE COMPANY OF FLORIDA  
 POINT-TO-POINT STUDY  
 10/01/89 TO 10/31/89

EA185A0A/012

BUSINESS

FROM: MOUNT DORA  
 TO : WINTER GARDEN

FGC TOLL

MESSAGES	*** DAY (8-5) MESSAGES	NO DISCOUNT*** REVENUE	*** MINUTES	**EVENING (5-11) MESSAGES	DISCOUNTED** REVENUE	*** MINUTES	**NIGHT + WEEKEND MESSAGES	DISCOUNTED** REVENUE	*** MINUTES	TOTAL CUSTOMERS	TOTAL REVENUE
0	0	0.00	0	0	0.00	0	0	0.00	0	919	0.00
1	75	64.91	239	13	15.74	61	11	7.92	22	99	88.57
2	62	52.92	203	10	8.28	24	18	14.50	49	45	75.70
3	61	54.57	200	10	15.68	94	13	10.19	52	28	80.44
4	29	20.04	66	6	3.10	13	1	1.14	1	9	24.28
5	27	10.76	47	4	0.84	4	4	1.64	5	7	13.24
6	8	5.82	21	3	4.24	6	7	6.54	14	3	16.60
7	34	25.83	80	0	0.00	0	1	1.22	2	5	27.10
8	18	10.63	47	4	1.08	6	2	0.76	8	3	12.52
9	18	10.00	49	0	0.00	0	0	0.00	0	2	10.00
10	27	17.32	88	8	11.56	82	5	1.66	17	4	30.54
13	13	7.16	35	0	0.00	0	0	0.00	0	1	7.16
15	27	21.84	110	3	0.63	3	0	0.00	0	2	22.47
16	15	16.31	86	0	0.00	0	1	0.22	2	1	16.53
17	24	16.64	86	1	0.57	4	9	3.74	40	2	20.95
18	18	6.48	27	0	0.00	0	0	0.00	0	1	6.48
29	20	11.52	57	6	4.50	33	3	1.70	19	1	17.72
37	37	20.60	101	0	0.00	0	0	0.00	0	1	20.60
40	27	20.84	110	5	4.89	37	8	3.04	32	1	28.77
<b>TOTALS</b>	<b>540</b>	<b>394.29</b>	<b>1652</b>	<b>73</b>	<b>71.11</b>	<b>367</b>	<b>83</b>	<b>54.27</b>	<b>263</b>	<b>1134</b>	<b>519.67</b>
<b>26+</b>	<b>84</b>	<b>52.96</b>	<b>268</b>	<b>11</b>	<b>9.39</b>	<b>70</b>	<b>11</b>	<b>4.74</b>	<b>51</b>	<b>3</b>	<b>67.09</b>

THIS REPORT INCLUDES TOLL TYPES: TOLL  
 REVENUES SHOWN REFLECT MESSAGES RATED AT FULL TOLL RATES.



DATE: 03/14/90  
 TIME: 13:56

UNITED TELEPHONE COMPANY OF FLORIDA  
 POINT-TO-POINT STUDY  
 10/01/89 TO 10/31/89

EA185A0A/012

COMBINED

FROM: MOUNT DORA  
 TO : WINTER GARDEN

FGC TOLL

MESSAGES	**** DAY (8-5) MESSAGES	NO DISCOUNT REVENUE	**** MINUTES	**EVENING (5-11) MESSAGES	DISCOUNTED REVENUE	** MINUTES	**NIGHT + WEEKEND MESSAGES	DISCOUNTED REVENUE	** MINUTES	TOTAL CUSTOMERS	TOTAL REVENUE
0	0	0.00	0	0	0.00	0	0	0.00	0	8471	0.00
1	175	150.65	678	93	91.70	584	70	31.74	263	338	274.09
2	127	106.68	484	63	61.89	431	60	33.20	220	125	201.77
3	154	101.17	417	65	51.35	350	45	25.15	211	88	177.67
4	78	62.92	291	55	34.51	238	39	14.30	137	43	111.73
5	97	69.64	350	46	33.54	245	32	16.83	125	35	120.01
6	45	32.77	157	54	43.30	287	57	30.51	248	26	106.58
7	53	51.04	223	58	42.78	313	29	14.72	106	20	108.54
8	79	53.70	242	31	26.65	178	26	9.96	105	17	90.31
9	36	22.08	111	25	13.65	95	11	5.46	60	8	41.19
10	68	55.52	296	19	18.67	133	23	11.70	95	11	85.89
11	6	5.04	27	15	11.31	83	12	5.60	61	3	21.95
12	19	9.56	33	6	4.70	18	23	10.70	79	4	24.96
13	29	26.20	145	31	45.63	357	18	15.00	169	6	86.83
14	12	47.52	288	25	26.17	201	19	22.90	272	4	96.59
15	51	39.92	205	13	6.21	42	11	4.82	52	5	50.95
16	15	16.31	86	0	0.00	0	1	0.22	2	1	16.53
17	25	16.92	87	6	4.02	29	20	8.72	94	3	29.66
18	18	6.48	27	0	0.00	0	0	0.00	0	1	6.48
19	13	4.92	21	19	6.99	44	6	1.24	11	2	13.15
20	16	9.28	46	18	8.82	60	6	1.00	8	2	19.10
23	31	27.88	151	22	15.18	110	16	6.00	63	3	49.06
24	0	0.00	0	17	13.65	101	7	1.78	17	1	15.43
25	7	6.76	37	12	4.68	30	6	2.44	26	1	13.88
29	20	11.52	57	6	4.50	33	3	1.70	19	1	17.72
30	3	1.16	5	23	21.39	161	4	0.56	4	1	23.11
31	0	0.00	0	23	27.59	215	8	4.88	55	1	32.47
33	14	13.52	78	32	38.60	306	20	15.52	179	2	67.64
37	37	20.60	101	0	0.00	0	0	0.00	0	1	20.60
38	13	13.08	72	16	18.16	106	9	4.30	47	1	35.54
40	27	20.84	110	5	4.89	37	8	3.04	32	1	28.77
45	22	28.88	164	17	8.01	54	6	1.24	11	1	38.13
47	5	9.84	63	36	101.28	817	6	3.92	32	1	115.04
52	21	12.28	61	18	7.50	49	13	3.26	31	1	23.04
54	7	21.92	88	25	40.61	124	22	35.96	158	1	98.49
TOTALS	1323	1076.60	5201	894	837.93	5831	636	348.37	2992	9230	2262.90
26+	169	153.64	799	201	272.53	1902	99	74.38	568	12	500.55

THIS REPORT INCLUDES TOLL TYPES: TOLL  
 REVENUES SHOWN REFLECT MESSAGES RATED AT FULL TOLL RATES.

DATE:03/28/90  
 TIME:14.34.40

UNITED TELEPHONE COMPANY OF FLORIDA  
 POINT-TO-POINT STUDY

FROM: MOUNT DORA EXCHANGE  
 TO : WINTER PARK

89/10/01 TO 89/10/31

TOLL

SUMMARY

	RESIDENCE	BUSINESS	TOTAL
1. ACCESS LINES	8,096	1,567	9,663
2. CUSTOMERS BILLED	8,096	1,134	9,230
3. NUMBER OF CUSTOMERS ORIGINATING 1 OR MORE MESSAGES	3,444	679	4,123
4. ORIGINATING MESSAGES	23,772	9,794	33,566
5. MESSAGE MINUTES	99,002	30,869	129,871
6. MESSAGE REVENUE	\$20,508.38	\$8,601.03	\$29,109.41
7. PERCENT CUSTOMER USAGE 1 OR MORE MESSAGE (L3/L2)	43	60	45
8. AVERAGE MESSAGES PER ACCESS LINE (L4/L1)	2.94	6.25	3.47
9. AVERAGE MESSAGES PER CALLING CUSTOMER (L4/L3)	6.90	14.42	8.14
10. AVERAGE MINUTES PER MESSAGE (L5/L4)	4.16	3.15	3.87
11. AVERAGE REVENUE PER MESSAGE (L6/L4)	\$.86	\$.88	\$.87
12. AVERAGE MESSAGE REVENUE PER ACCESS LINE (L6/L1)	\$2.53	\$5.49	\$3.01
13. AVERAGE MESSAGE REVENUE PER CALLING CUSTOMER (L6/L3)	\$5.95	\$12.67	\$7.06
14. NUMBER OF CUSTOMERS ORIGINATING 2 OR MORE MESSAGES	2,497	566	3,063
15. PERCENT CUSTOMER USAGE 2 OR MORE MESSAGES (L14/L2)	31	50	33

THIS REPORT INCLUDES TOLL TYPES: TOLL  
 REVENUES SHOWN REFLECT MESSAGES RATED AT FULL TOLL RATES.

DATE: 03/14/90  
 TIME: 14:11

UNITED TELEPHONE COMPANY OF FLORIDA  
 POINT-TO-POINT STUDY  
 10/01/89 TO 10/31/89

EA185A0A/012

RESIDENCE FROM: MOUNT DORA  
 TO : WINTER PARK

FGC TOLL

MESSAGES	*** DAY (8-5) MESSAGES	NO DISCOUNT REVENUE	*** MINUTES	** EVENING (5-11) MESSAGES	DISCOUNTED REVENUE	** MINUTES	** NIGHT + WEEKEND MESSAGES	DISCOUNTED REVENUE	** MINUTES	TOTAL CUSTOMERS	TOTAL REVENUE
0	0	0.00	0	0	0.00	0	0	0.00	0	4652	0.00
1	479	447.42	1618	244	301.10	1552	224	147.56	1128	947	896.08
2	467	425.03	1536	256	268.86	1411	203	109.01	819	463	802.90
3	579	513.73	1864	311	346.07	1846	262	168.19	1280	384	1027.99
4	500	432.31	1539	311	364.75	1943	213	131.67	1002	256	928.73
5	538	456.60	1638	269	256.96	1373	213	106.23	814	204	819.79
6	488	422.65	1539	281	277.64	1446	227	122.81	869	166	823.10
7	473	418.48	1555	284	284.42	1438	216	113.75	808	139	816.65
8	408	366.43	1278	239	213.81	1121	177	79.88	593	103	660.12
9	537	517.87	1984	259	305.01	1669	203	116.66	851	111	939.54
10	288	275.82	987	220	247.50	1290	182	111.61	741	69	634.93
11	281	260.83	975	209	271.35	1456	148	74.37	548	58	606.55
12	240	216.04	743	211	223.68	1216	161	98.44	770	51	538.16
13	305	282.76	1001	175	191.42	1003	170	82.85	585	50	557.03
14	237	251.65	969	180	218.21	1185	87	52.82	401	36	522.68
15	242	225.72	809	196	207.13	1067	162	117.18	877	40	550.03
16	178	145.76	542	132	123.48	654	74	42.49	334	24	311.73
17	264	277.44	1080	171	214.49	1168	126	68.32	501	33	560.25
18	250	221.60	817	214	215.20	1154	184	106.00	811	36	542.80
19	175	177.36	680	157	216.22	1222	124	101.62	818	24	495.20
20	103	102.02	353	111	125.62	696	46	23.34	172	13	250.98
21	108	108.25	419	72	71.36	381	93	30.55	222	13	210.16
22	116	88.43	329	180	173.77	903	122	73.95	586	19	336.15
23	171	136.04	474	108	98.67	459	89	38.20	271	16	272.91
24	160	138.45	485	144	109.52	570	80	47.49	376	16	295.46
25	66	77.08	234	30	34.44	134	29	13.87	107	5	125.39
26	98	92.64	325	109	103.51	542	79	31.46	215	11	227.61
27	91	79.47	302	69	74.65	396	83	42.76	331	9	196.88
28	96	74.27	277	94	65.61	338	34	20.09	159	8	159.97
29	47	62.75	246	42	39.40	205	27	9.16	67	4	111.31
30	98	75.49	277	92	100.80	537	50	23.28	175	8	199.57
31	90	63.72	234	58	52.66	279	38	16.99	128	6	133.37
32	186	195.34	762	126	100.75	523	72	45.88	362	12	341.97
33	45	49.11	193	14	16.61	90	7	3.37	19	2	69.09
34	96	81.25	303	87	70.73	371	89	45.57	355	8	197.55
35	30	18.25	65	0	0.00	0	5	2.69	21	1	20.94
36	59	81.98	331	59	37.78	188	26	12.67	98	4	132.43
37	81	68.02	257	33	38.28	207	34	12.29	90	4	118.59
38	63	45.80	169	22	31.69	176	29	16.28	128	3	93.77
39	81	86.64	323	138	108.89	563	93	32.10	227	8	227.63
40	96	94.97	367	44	37.24	196	20	11.20	85	4	143.41

THIS REPORT INCLUDES TOLL TYPES: TOLL  
 REVENUES SHOWN REFLECT MESSAGES RATED AT FULL TOLL RATES.

DATE: 03/14/90  
 TIME: 14:11

UNITED TELEPHONE COMPANY OF FLORIDA  
 POINT-TO-POINT STUDY  
 10/01/89 TO 10/31/89

EA185A0A/012

RESIDENCE

FROM: MOUNT DORA  
 TO : WINTER PARK

FGC TOLL

MESSAGES	*** DAY (8-5) MESSAGES	NO DISCOUNT REVENUE	*** MINUTES	**EVENING (5-11) MESSAGES	DISCOUNTED REVENUE	** MINUTES	**NIGHT + WEEKEND MESSAGES	DISCOUNTED REVENUE	** MINUTES	TOTAL CUSTOMERS	TOTAL REVENUE
41	73	60.87	230	29	23.14	121	21	5.96	42	3	89.97
42	62	48.91	183	104	77.62	403	44	15.80	117	5	142.33
43	90	82.37	305	66	66.93	358	59	23.08	173	5	172.38
44	23	19.09	72	15	13.44	71	6	3.69	12	1	36.22
45	97	85.36	325	94	97.91	525	124	58.03	434	7	241.30
46	86	113.19	451	55	63.59	345	43	27.35	218	4	204.13
48	49	41.27	156	37	35.82	191	10	5.94	47	2	83.03
49	143	86.19	302	63	63.67	329	39	17.50	134	5	167.36
50	51	40.57	152	57	32.54	163	42	18.92	137	3	92.03
51	31	18.36	65	22	14.65	75	49	15.84	106	2	48.85
52	27	20.22	75	51	51.06	273	26	8.53	62	2	79.81
53	20	15.08	56	13	16.90	92	20	11.31	89	1	43.29
54	134	129.05	497	63	55.09	285	73	27.51	205	5	211.65
56	10	9.61	37	25	13.85	69	21	4.13	26	1	27.59
57	7	3.07	10	17	17.19	92	33	19.16	142	1	39.42
58	98	79.78	300	40	34.53	182	36	13.09	97	3	127.40
60	17	21.65	86	20	34.41	140	23	32.93	167	1	88.99
61	30	15.95	55	22	15.87	82	9	8.18	67	1	40.00
65	23	17.71	66	25	19.18	100	17	7.00	53	1	43.89
66	19	27.94	70	15	12.50	57	32	49.25	233	1	89.69
67	66	53.27	187	44	25.21	109	24	7.33	35	2	85.81
70	6	3.65	13	41	30.08	150	23	9.51	72	1	43.24
71	65	54.76	207	5	2.80	14	1	0.17	1	1	57.73
72	42	42.97	169	21	27.41	145	9	6.00	48	1	76.38
73	53	52.75	204	7	3.99	20	13	11.29	74	1	68.03
74	114	152.82	615	116	115.17	618	66	32.84	255	4	300.83
75	27	25.51	98	38	77.46	487	10	4.89	38	1	107.86
78	169	116.57	426	40	24.51	124	25	6.65	46	3	147.73
81	32	34.28	136	36	21.97	111	13	4.85	36	1	61.10
82	6	7.33	29	45	96.61	547	31	27.54	225	1	131.48
83	43	63.15	254	21	25.45	138	19	11.71	93	1	100.31
89	28	15.84	56	39	19.60	96	22	7.96	59	1	43.40
90	75	50.11	183	68	48.39	250	37	14.64	110	2	113.14
103	55	39.80	147	36	22.63	115	12	6.16	48	1	68.59
117	81	79.75	308	28	50.16	278	8	4.11	30	1	134.02
<b>TOTALS</b>											
	10862	9884.27	36404	7369	7590.61	40123	5541	3033.50	22475	8096	20508.38
<hr/>											
26+	3209	2898.50	10956	2405	2229.93	11766	1726	854.64	6191	168	5983.07

THIS REPORT INCLUDES TOLL TYPES: TOLL  
 REVENUES SHOWN REFLECT MESSAGES RATED AT FULL TOLL RATES.

DATE: 03/14/90  
 TIME: 14:11

UNITED TELEPHONE COMPANY OF FLORIDA  
 POINT-TO-POINT STUDY  
 10/01/89 TO 10/31/89

EA185A0A/012

PAGE  
 3

BUSINESS

FROM: MOUN DORA  
 TO : WINTER PARK

FGC TOLL

MESSAGES	*** DAY (8-5) MESSAGES	NO DISCOUNT REVENUE	*** MINUTES	**EVENING (5-11) MESSAGES	DISCOUNTED REVENUE	** MINUTES	**NIGHT + MESSAGES	WEEKEND REVENUE	DISCOUNTED MINUTES	TOTAL CUSTOMERS	TOTAL REVENUE
0	0	0.00	0	0	0.00	0	0	0.00	0	455	0.00
1	76	87.38	282	18	16.18	48	19	13.60	69	113	117.16
2	137	119.34	374	14	18.63	64	21	17.06	80	86	155.03
3	111	93.37	292	18	24.53	79	15	9.29	26	48	127.19
4	163	133.07	443	15	19.52	75	22	18.21	68	50	170.80
5	113	107.09	351	19	24.23	103	18	15.58	79	30	146.90
6	128	135.43	420	12	15.07	66	22	14.03	58	27	164.53
7	164	161.33	523	15	12.34	43	24	14.54	74	29	188.21
8	134	149.49	500	39	37.50	120	27	24.45	74	25	211.44
9	134	143.60	407	36	47.14	186	28	26.39	84	22	217.13
10	140	135.52	414	31	26.68	119	29	14.48	71	20	176.68
11	126	137.76	430	34	42.78	150	27	23.58	65	17	204.12
12	147	128.85	441	29	20.24	84	16	15.10	74	16	164.19
13	152	135.79	409	35	33.03	112	21	14.79	45	16	183.61
14	169	161.67	471	23	24.99	94	18	14.07	51	15	200.73
15	60	51.36	162	12	9.19	32	18	15.70	87	6	76.25
16	95	73.27	234	24	17.29	59	9	9.87	49	8	100.43
17	99	87.52	281	19	12.88	56	18	24.34	62	8	124.74
18	91	101.66	280	6	5.12	11	11	10.97	38	6	117.75
19	94	114.17	316	23	31.97	72	16	14.95	40	7	161.09
20	30	46.19	188	10	8.54	45	0	0.00	0	2	54.73
21	149	125.83	453	8	4.76	24	11	4.61	35	8	135.20
22	119	95.69	270	9	8.02	12	4	1.02	7	6	104.73
23	73	93.92	243	9	13.29	28	10	9.08	20	4	116.29
24	98	89.25	264	25	34.57	150	21	19.34	102	6	143.16
25	74	85.24	220	30	34.69	89	46	60.08	188	6	180.01
26	73	67.68	255	5	1.42	6	0	0.00	0	3	69.10
27	106	98.76	292	22	15.93	65	7	7.22	28	5	121.91
28	141	125.53	424	44	31.71	103	39	21.08	135	8	178.32
29	93	99.19	327	30	39.33	152	22	19.35	84	5	157.87
30	48	57.35	109	5	8.09	20	7	8.21	16	2	73.65
31	24	16.67	61	0	0.00	0	7	2.45	18	1	19.12
32	45	32.37	121	13	15.17	82	6	1.70	12	2	49.24
33	81	64.94	236	23	14.84	70	28	14.45	95	4	94.23
34	86	64.89	241	13	4.97	23	3	0.97	7	3	70.83
35	69	66.85	212	23	12.89	60	13	6.25	31	3	85.99
36	33	31.00	119	1	0.77	4	2	1.37	11	1	33.14
37	72	44.49	159	2	1.53	8	0	0.00	0	2	46.02
38	182	178.65	672	27	23.92	99	19	14.24	65	6	216.81
40	23	31.61	46	8	8.87	13	9	12.32	16	1	52.80
41	32	26.06	98	1	1.29	7	8	3.65	28	1	31.00

THIS REPORT INCLUDES TOLL TYPES: TOLL  
 REVENUES SHOWN REFLECT MESSAGES RATED AT FULL TOLL RATES.

DATE: 03/14/90  
 TIME: 14:11

UNITED TELEPHONE COMPANY OF FLORIDA  
 POINT-TO-POINT STUDY  
 10/01/89 TO 10/31/89

EA185A0A/012

PAGE  
 4

BUSINESS

FROM: MOUNT DORA  
 TO : WINTER PARK

FGC TOLL

MESSAGES	*** DAY (8-5) MESSAGES	NO DISCOUNT REVENUE	*** MINUTES	** EVENING (5-11) MESSAGES	DISCOUNTED REVENUE	** MINUTES	** NIGHT + WEEKEND MESSAGES	DISCOUNTED REVENUE	** MINUTES	TOTAL CUSTOMERS	TOTAL REVENUE
42	74	57.50	198	4	1.17	5	6	1.25	8	2	59.92
43	85	73.98	281	1	2.49	14	0	0.00	0	2	76.47
44	42	24.63	87	2	0.85	4	0	0.00	0	1	25.48
46	47	25.41	88	29	15.71	78	16	12.13	98	2	53.25
47	86	83.31	270	2	1.71	9	6	1.70	12	2	86.72
48	47	61.29	244	1	0.60	3	0	0.00	0	1	61.89
49	46	35.66	120	2	1.02	5	1	0.51	4	1	37.19
50	71	81.26	315	60	57.06	306	19	6.88	51	3	145.20
51	37	39.66	156	25	18.71	97	40	16.95	129	2	75.32
52	45	29.10	105	1	0.60	3	6	2.96	23	1	32.66
53	44	40.49	155	0	0.00	0	9	2.56	18	1	43.05
54	20	9.10	30	27	11.59	55	7	1.53	10	1	22.22
55	147	136.69	524	6	3.57	18	12	5.92	44	3	146.18
58	69	63.03	239	22	26.36	143	25	23.39	183	2	112.78
59	54	35.95	134	4	3.24	17	1	0.17	1	1	39.36
65	124	103.93	323	4	2.05	10	2	0.34	2	2	106.32
66	127	110.12	403	2	1.19	6	3	3.11	12	2	114.42
67	120	118.06	454	64	62.10	253	17	16.95	72	3	197.11
69	92	84.27	305	12	6.08	24	34	14.02	106	2	104.37
71	67	39.62	141	2	0.67	3	2	0.34	2	1	40.63
76	71	45.42	157	3	1.10	5	2	0.34	2	1	46.86
83	77	64.27	235	2	0.67	3	4	1.36	10	1	66.30
84	35	51.08	201	31	27.27	144	18	13.25	107	1	91.60
92	89	74.06	271	1	0.77	4	2	0.45	3	1	75.28
105	85	89.16	272	3	10.16	14	17	8.57	58	1	107.89
106	76	74.08	286	26	8.75	39	4	0.91	6	1	83.74
108	100	98.7	364	7	3.47	17	1	0.17	1	1	102.36
118	111	72.4	262	1	0.25	1	6	1.48	10	1	74.20
132	106	96.83	354	15	11.50	60	11	3.92	27	1	112.25
133	62	34.58	112	22	10.18	49	49	13.90	98	1	58.66
145	131	97.21	360	6	13.05	73	8	2.04	14	1	112.30
191	173	203.81	796	9	5.15	20	9	3.81	29	1	212.77
192	177	115.15	418	6	2.71	13	9	2.43	17	1	120.29
223	203	179.51	666	0	0.00	0	20	7.96	54	1	187.47
303	300	230.80	835	2	0.67	3	1	0.28	2	1	231.75
428	319	240.13	890	33	28.27	149	76	26.24	193	1	294.64
<b>TOTALS</b>	<b>7543</b>	<b>6820.17</b>	<b>23091</b>	<b>1167</b>	<b>1064.65</b>	<b>4280</b>	<b>1084</b>	<b>716.21</b>	<b>3498</b>	<b>1134</b>	<b>8601.03</b>
<b>26+</b>	<b>4667</b>	<b>4026.38</b>	<b>14423</b>	<b>654</b>	<b>521.47</b>	<b>2359</b>	<b>613</b>	<b>311.08</b>	<b>1952</b>	<b>98</b>	<b>4858.93</b>

THIS REPORT INCLUDES TOLL TYPES: TOLL  
 REVENUES SHOWN REFLECT MESSAGES RATED AT FULL TOLL RATES.

DATE: 03/14/90  
TIME: 14:11

UNITED TELEPHONE COMPANY OF FLORIDA  
POINT-TO-POINT STUDY  
10/01/89 TO 10/31/89

EA185A0A/012

PAGE  
5

COMBINED

FROM: MOUNT DORA  
TO : WINTER PARK

FGC TOLL

MESSAGES	*** DAY (8-5) MESSAGES	NO DISCOUNT*** REVENUE	MINUTES	**EVENING (5-11) MESSAGES	DISCOUNTED** REVENUE	MINUTES	**NIGHT + WEEKEND MESSAGES	DISCOUNTED** REVENUE	MINUTES	TOTAL CUSTOMERS	TOTAL REVENUE
0	0	0.00	0	0	0.00	0	0	0.00	0	5107	0.00
1	555	534.80	1900	262	317.28	1600	243	161.16	1197	1060	1013.24
2	604	544.37	1910	270	287.49	1475	224	126.07	899	549	957.93
3	690	607.10	2156	329	370.60	1925	277	177.48	1306	432	1155.18
4	663	565.38	1982	326	384.27	2018	235	149.88	1070	306	1099.53
5	651	563.69	1989	288	281.19	1476	231	121.81	893	234	966.69
6	616	558.08	1959	293	292.71	1512	249	136.84	927	193	987.63
7	637	579.81	2078	299	296.76	1481	240	128.29	882	168	1004.86
8	542	515.92	1778	278	251.31	1241	204	104.33	667	128	871.56
9	671	661.47	2391	295	352.15	1855	231	143.05	935	133	1156.67
10	428	411.34	1401	251	274.18	1409	211	126.09	812	89	811.61
11	407	398.59	1405	243	314.13	1606	175	97.95	613	75	810.67
12	387	344.89	1184	240	243.92	1300	177	113.54	844	67	702.35
13	457	418.55	1410	210	224.45	1115	191	97.64	630	66	740.64
14	406	413.32	1440	203	243.20	1279	105	66.89	452	51	723.41
15	302	277.08	971	208	216.32	1099	180	132.88	964	46	626.28
16	273	219.03	776	156	140.77	713	83	52.36	383	32	412.16
17	363	364.96	1361	190	227.37	1224	144	92.66	563	41	684.99
18	341	323.26	1097	220	220.32	1165	195	116.97	849	42	660.55
19	269	291.53	996	180	248.19	1294	140	116.57	858	31	656.29
20	133	148.21	541	121	134.16	741	46	23.34	172	15	305.71
21	257	234.08	872	80	76.12	405	104	35.16	257	21	345.36
22	235	184.12	599	189	181.79	915	126	74.97	593	25	440.88
23	244	229.96	717	117	111.96	487	99	47.28	291	20	389.20
24	258	227.70	749	169	144.09	720	101	66.83	478	22	438.62
25	140	162.32	454	60	69.13	223	75	73.95	295	11	305.40
26	171	160.32	580	114	104.93	548	79	31.46	215	14	296.71
27	197	178.23	594	91	90.58	461	90	49.98	359	14	318.79
28	237	199.80	701	138	97.32	441	73	41.17	294	16	338.29
29	140	161.94	573	72	78.73	357	49	28.51	151	9	269.18
30	146	132.84	386	97	108.89	557	57	31.49	191	10	273.22
31	114	80.39	295	58	52.66	279	45	19.44	146	7	152.49
32	231	227.71	883	139	115.92	605	78	47.58	374	14	391.21
33	126	114.05	429	37	31.45	160	35	17.82	114	6	163.32
34	182	146.14	544	100	75.70	394	92	46.54	362	11	268.38
35	99	85.10	277	23	12.89	60	18	8.94	52	4	106.93
36	92	112.98	450	60	38.55	192	28	14.04	109	5	165.57
37	153	112.51	416	35	39.81	215	34	12.29	90	6	164.61
38	245	224.45	841	49	55.61	275	48	30.52	193	9	310.58
39	81	86.64	323	138	108.89	563	93	32.10	227	8	227.63
40	119	126.58	413	52	46.11	209	29	23.52	101	5	196.21

THIS REPORT INCLUDES TOLL TYPES: TOLL  
REVENUES SHOWN REFLECT MESSAGES RATED AT FULL TOLL RATES.

DATE: 03/14/90  
TIME: 14:11

UNITED TELEPHONE COMPANY OF FLORIDA  
POINT-TO-POINT STUDY  
10/01/89 TO 10/31/89

EA185A0A/012

PAGE  
6

COMBINED

FROM: MOUNT DORA  
TO : WINTER PARK

FGC TOLL

MESSAGES	*** DAY (8-5) MESSAGES	NO DISCOUNT REVENUE	*** MINUTES	**EVENING (5-11) MESSAGES	DISCOUNTED REVENUE	** MINUTES	**NIGHT + WEEKEND MESSAGES	DISCOUNTED REVENUE	** MINUTES	TOTAL CUSTOMERS	TOTAL REVENUE
41	105	86.93	328	30	24.43	128	29	9.61	70	4	120.97
42	136	106.41	381	108	78.79	408	50	17.05	125	7	202.25
43	175	156.35	586	67	69.42	372	59	23.08	173	7	248.85
44	65	43.72	159	17	14.29	75	6	3.69	12	2	61.70
45	97	85.36	325	94	97.91	525	124	58.03	434	7	241.30
46	133	138.60	539	84	79.30	423	59	39.48	316	6	257.38
47	86	83.31	270	2	1.71	9	6	1.70	12	2	86.72
48	96	102.56	400	38	36.42	194	10	5.94	47	3	144.92
49	189	121.85	422	65	64.69	334	40	18.01	138	6	204.55
50	122	121.83	467	117	89.60	469	61	25.80	188	6	237.23
51	68	58.02	221	47	33.36	172	89	32.79	235	4	124.17
52	72	49.32	180	52	51.66	276	32	11.49	85	3	112.47
53	64	55.57	211	13	16.90	92	29	13.87	107	2	86.34
54	154	138.15	527	90	66.68	340	80	29.04	215	6	233.87
55	147	136.69	524	6	3.57	18	12	5.92	44	3	146.18
56	10	9.61	37	25	13.85	69	21	4.13	26	1	27.59
57	7	3.07	10	17	17.19	92	33	19.16	142	1	39.42
58	167	142.81	539	62	60.89	325	61	36.48	280	5	240.18
59	54	35.95	134	4	3.24	17	1	0.17	1	1	39.36
60	17	21.65	86	20	34.41	140	23	32.93	167	1	88.99
61	30	15.95	55	22	15.87	82	9	8.18	67	1	40.00
65	147	121.64	389	29	21.23	110	19	7.34	55	3	150.21
66	146	138.06	473	17	13.69	63	35	52.36	245	3	204.11
67	186	171.33	641	108	87.31	362	41	24.28	107	5	282.92
69	92	84.27	305	12	6.08	24	34	14.02	106	2	104.37
70	6	3.65	13	41	30.08	150	23	9.51	72	1	43.24
71	132	94.38	348	7	3.47	17	3	0.51	3	2	98.36
72	42	42.97	169	21	27.41	145	9	6.00	48	1	76.38
73	53	52.75	204	7	3.99	20	13	11.29	74	1	68.03
74	114	152.82	615	116	115.17	618	66	32.84	255	4	300.83
75	27	25.51	98	38	77.46	487	10	4.89	38	1	107.86
76	71	45.42	157	3	1.10	5	2	0.34	2	1	46.86
78	169	116.57	426	40	24.51	124	25	6.65	46	3	147.73
81	32	34.28	136	36	21.97	111	13	4.85	36	1	61.10
82	6	7.33	29	45	96.61	547	31	27.54	225	1	131.48
83	120	127.42	489	23	26.12	141	23	13.07	103	2	166.61
84	35	51.08	201	31	27.27	144	18	13.25	107	1	91.60
89	28	15.84	56	39	19.60	96	22	7.96	59	1	43.40
90	75	50.11	183	68	48.39	250	37	14.64	110	2	113.14
92	89	74.06	271	1	0.77	4	2	0.45	3	1	75.28
103	55	39.80	147	36	22.63	115	12	6.16	48	1	68.59

THIS REPORT INCLUDES TOLL TYPES: TOLL  
REVENUES SHOWN REFLECT MESSAGES RATED AT FULL TOLL RATES.



DATE: 03/14/90  
TIME: 14:11

UNITED TELEPHONE COMPANY OF FLORIDA  
POINT-TO-POINT STUDY  
10/01/89 TO 10/31/89

EAI85A0A/012  
FGC TOLL

PAGE  
7

COMBINED

FROM: MOUNT DORA  
TO : WINTER PARK

MESSAGES	**** DAY (8-5) NO DISCOUNT**** MESSAGES	REVENUE	MINUTES	**EVENING (5-11) MESSAGES	DISCOUNTED** REVENUE	MINUTES	**NIGHT + WEEKEND MESSAGES	DISCOUNTED** REVENUE	MINUTES	TOTAL CUSTOMERS	TOTAL REVENUE
105	85	89.16	272	3	10.16	14	17	8.57	58	1	107.89
106	76	74.08	286	26	8.75	39	4	0.91	6	1	83.74
108	100	98.72	364	7	3.47	17	1	0.17	1	1	102.36
117	81	79.75	308	28	50.16	278	8	4.11	30	1	134.02
118	111	72.47	262	1	0.25	1	6	1.48	10	1	74.20
132	106	96.83	354	15	11.50	60	11	3.92	27	1	112.25
133	62	34.58	112	22	10.18	49	49	13.90	98	1	58.66
145	131	97.21	360	6	13.05	73	8	2.04	14	1	112.30
191	173	203.81	796	9	5.15	20	9	3.81	29	1	212.77
192	177	115.15	418	6	2.71	13	9	2.43	17	1	120.29
223	203	179.51	666	0	0.00	0	20	7.96	54	1	187.47
303	300	230.80	835	2	0.67	3	1	0.28	2	1	231.75
428	319	240.13	890	33	28.27	149	76	26.24	193	1	294.64
TOTALS	18405	16704.44	59495	8536	8655.26	44403	6625	3749.71	25973	9230	29109.41
26+	7876	6924.88	25379	3059	2751.40	14125	2339	1165.72	8143	266	10842.00

THIS REPORT INCLUDES TOLL TYPES: TOLL  
REVENUES SHOWN REFLECT MESSAGES RATED AT FULL TOLL RATES.

DATE:03/28/90  
 TIME:14.34.40

UNITED TELEPHONE COMPANY OF FLORIDA  
 POINT-TO-POINT STUDY

FROM: MOUNT DORA POCKET  
 TO : APOPKA

89/10/01 TO 89/10/31

TOLL

SUMMARY

	RESIDENCE	BUSINESS	TOTAL
1. ACCESS LINES	650	67	717
2. CUSTOMERS BILLED	650	59	709
3. NUMBER OF CUSTOMERS ORIGINATING 1 OR MORE MESSAGES	405	43	448
4. ORIGINATING MESSAGES	4,907	959	5,866
5. MESSAGE MINUTES	18,791	2,543	21,334
6. MESSAGE REVENUE	\$2,862.92	\$559.45	\$3,422.37
7. PERCENT CUSTOMER USAGE 1 OR MORE MESSAGE (L3/L2)	62	73	63
8. AVERAGE MESSAGES PER ACCESS LINE (L4/L1)	7.55	14.31	8.18
9. AVERAGE MESSAGES PER CALLING CUSTOMER (L4/L3)	12.12	22.30	13.09
10. AVERAGE MINUTES PER MESSAGE (L5/L4)	3.83	2.65	3.64
11. AVERAGE REVENUE PER MESSAGE (L6/L4)	\$ .58	\$ .58	\$ .58
12. AVERAGE MESSAGE REVENUE PER ACCESS LINE (L6/L1)	\$4.40	\$8.35	\$4.77
13. AVERAGE MESSAGE REVENUE PER CALLING CUSTOMER (L6/L3)	\$7.07	\$13.01	\$7.64
14. NUMBER OF CUSTOMERS ORIGINATING 2 OR MORE MESSAGES	330	35	365
15. PERCENT CUSTOMER USAGE 2 OR MORE MESSAGES (L14/L2)	51	59	51

THIS REPORT INCLUDES TOLL TYPES: TOLL  
 REVENUES SHOWN REFLECT MESSAGES RATED AT FULL TOLL RATES.

DATE: 03/15/90  
 TIME: 15:19

UNITED TELEPHONE COMPANY OF FLORIDA  
 POINT-TO-POINT STUDY  
 10/01/89 TO 10/31/89

EAI85A0A/012

RESIDENCE FROM: MOUNT DORA POCKET  
 TO : AOPKA

FGC TOLL

MESSAGES	*** DAY (8-5) MESSAGES	NO DISCOUNT REVENUE	*** MINUTES	**EVENING (5-11) MESSAGES	DISCOUNTED REVENUE	** MINUTES	**NIGHT + WEEKEND MESSAGES	DISCOUNTED REVENUE	** MINUTES	TOTAL CUSTOMERS	TOTAL REVENUE
0	0	0.00	0	0	0.00	0	0	0.00	0	245	0.00
1	29	16.60	82	24	7.68	46	22	8.48	77	75	32.76
2	52	28.80	141	22	12.66	64	16	3.84	36	45	45.30
3	43	24.72	116	38	25.66	177	30	10.76	87	37	61.14
4	62	42.68	214	33	22.65	164	25	12.38	110	30	77.71
5	40	23.47	112	38	16.51	82	22	9.83	94	20	49.81
6	31	21.96	114	29	15.21	105	18	6.04	62	13	43.21
7	47	20.36	92	37	22.73	145	21	9.02	72	15	52.11
8	26	12.24	57	50	40.09	232	44	15.12	131	15	67.45
9	61	48.92	260	31	14.19	95	25	8.14	83	13	71.25
10	19	8.68	40	29	15.69	109	32	11.44	119	8	35.81
11	29	17.76	83	33	32.37	220	15	3.62	34	7	53.75
12	23	10.92	51	30	26.66	201	19	8.18	88	6	45.76
13	48	24.00	114	31	32.75	257	25	5.18	46	8	61.93
14	38	20.24	98	23	14.79	106	37	16.30	176	7	51.33
15	16	13.12	70	4	3.00	22	10	2.84	28	2	18.96
16	53	42.56	220	71	44.79	320	52	20.72	170	11	108.07
17	40	23.92	121	38	26.78	178	24	9.20	97	6	59.90
18	20	10.72	52	13	6.81	47	21	5.10	48	3	22.63
19	48	35.36	185	30	25.74	192	17	12.98	134	5	74.08
20	24	14.88	75	33	18.33	128	63	28.98	315	6	62.19
21	26	20.88	111	23	13.98	93	14	4.20	42	3	39.06
22	8	3.52	16	9	3.25	12	5	1.78	6	1	8.55
23	19	9.48	45	24	17.28	128	26	5.48	49	3	32.24
24	21	10.84	52	15	7.59	52	12	5.52	58	2	23.95
25	59	27.56	128	93	80.61	602	48	12.00	114	8	120.17
26	5	2.52	12	11	2.55	13	10	1.56	12	1	6.63
27	20	7.36	31	19	8.19	54	15	2.42	19	2	17.97
28	12	27.16	142	10	6.50	30	6	1.00	8	1	34.66
29	24	16.00	82	22	6.42	37	12	1.92	15	2	24.34
30	15	10.44	54	6	3.30	23	9	2.86	29	1	16.60
31	90	46.76	225	56	27.60	188	40	12.80	113	6	87.16
32	35	17.32	82	44	38.40	287	17	5.10	51	3	60.82
33	10	6.68	28	8	3.96	27	15	3.94	38	1	14.58
34	24	15.28	76	31	27.63	82	13	13.58	85	2	56.49
35	85	46.20	202	80	53.08	349	45	19.13	196	6	118.41
37	17	11.90	46	13	5.61	37	7	2.02	20	1	19.53
38	15	5.80	25	29	18.81	135	32	8.16	78	2	32.77
39	9	7.96	43	12	10.20	76	18	6.20	64	1	24.36
41	39	19.72	94	18	7.38	48	25	12.66	119	2	39.76
42	7	14.12	83	16	12.48	92	19	9.14	100	1	35.74

THIS REPORT INCLUDES TOLL TYPES: TOLL  
 REVENUES SHOWN REFLECT MESSAGES RATED AT FULL TOLL RATES.

DATE: 03/15/90  
 TIME: 15:19

UNITED TELEPHONE COMPANY OF FLORIDA  
 POINT-TO-POINT STUDY  
 10/01/89 TO 10/31/89

EA185A0A/012

RESIDENCE FROM: MOUNT DORA POCKET  
 TO : APOPKA

FGC TOLL

MESSAGES	**** DAY (8-5) MESSAGES	NO DISCOUNT REVENUE	**** MINUTES	**EVENING (5-11) MESSAGES	DISCOUNTED** REVENUE	DISCOUNTED** MINUTES	**NIGHT + MESSAGES	WEEKEND REVENUE	DISCOUNTED** MINUTES	TOTAL CUSTOMERS	TOTAL REVENUE
45	25	8.44	34	25	12.45	85	40	17.28	186	2	38.17
48	11	6.12	30	70	37.66	253	15	2.98	26	2	46.76
50	5	2.04	9	19	8.43	56	26	4.52	37	1	14.99
51	16	7.68	36	14	7.38	51	21	6.30	63	1	21.36
52	21	51.00	310	60	40.56	293	23	14.82	168	2	106.38
54	41	23.80	118	28	12.12	80	39	15.62	166	2	51.54
55	6	2.48	11	19	6.75	42	30	6.12	54	1	15.35
60	13	6.36	30	28	14.76	102	19	10.02	111	1	31.14
62	26	35.92	205	11	7.83	57	25	13.18	146	1	56.93
63	23	11.88	57	18	7.86	52	22	5.48	50	1	25.22
64	10	3.60	15	40	17.16	113	14	2.68	23	1	23.44
65	30	13.20	60	24	6.72	38	11	2.18	19	1	22.10
66	25	8.76	36	24	14.76	105	17	4.46	43	1	27.98
67	17	11.80	61	36	42.96	333	14	3.72	36	1	58.48
73	31	16.36	79	30	35.94	277	12	5.52	35	1	57.82
74	30	19.60	105	33	25.17	185	11	2.98	29	1	47.75
75	19	10.12	49	27	16.47	117	29	7.66	74	1	34.25
80	35	32.32	157	16	13.32	99	29	8.14	80	1	53.78
98	19	20.54	80	38	87.18	476	41	61.60	433	1	169.32
115	7	4.36	22	74	39.22	272	34	7.64	70	1	51.22
TOTALS	1699	1085.79	5378	1810	1234.61	8341	1398	542.52	5072	650	2862.92
26+	817	551.60	2729	1009	686.81	4564	755	305.39	2796	56	1543.80

THIS REPORT INCLUDES TOLL TYPES: TOLL  
 REVENUES SHOWN REFLECT MESSAGES RATED AT FULL TOLL RATES.

DATE: 03/15/90  
 TIME: 15:19

UNITED TELEPHONE COMPANY OF FLORIDA  
 POINT-TO-POINT STUDY  
 10/01/89 TO 10/31/89

EA185A0A/012  
 FGC TOLL

BUSINESS FROM: MOUNT DORA POCKET  
 TO : AOPKA

MESSAGES	**** DAY (8-5) MESSAGES	NO DISCOUNT REVENUE	**** MINUTES	**EVENING (5-11) MESSAGES	DISCOUNTED REVENUE	** MINUTES	**NIGHT + MESSAGES	WEEKEND REVENUE	DISCOUNTED MINUTES	TOTAL CUSTOMERS	TOTAL REVENUE
0	0	0.00	0	0	0.00	0	0	0.00	0	16	0.00
1	4	1.28	5	2	0.54	3	2	1.36	3	8	3.18
2	4	1.28	5	2	0.66	4	2	0.44	4	4	2.38
3	3	0.84	3	2	0.66	4	1	0.30	3	2	1.80
4	3	1.32	6	1	0.33	2	0	0.00	0	1	1.65
5	8	4.84	18	2	3.22	17	0	0.00	0	2	8.06
6	0	0.00	0	2	0.42	2	4	1.52	16	1	1.94
7	14	6.96	33	4	1.80	12	3	2.08	5	3	10.84
8	8	2.72	11	0	0.00	0	0	0.00	0	1	2.72
11	6	4.24	22	3	0.87	5	2	0.36	3	1	5.47
13	19	9.00	42	3	1.11	7	4	0.56	4	2	10.67
15	8	6.40	34	3	2.31	17	4	0.56	4	1	9.27
19	34	25.08	125	2	1.66	4	2	0.36	3	2	27.10
22	8	9.52	16	9	8.60	17	5	6.19	8	1	24.31
23	3	1.16	5	15	9.39	67	5	1.42	14	1	11.97
24	12	11.40	31	9	7.59	19	3	2.66	6	1	21.65
26	18	7.60	34	5	2.73	19	3	0.50	4	1	10.83
27	22	14.64	75	4	1.56	10	1	0.46	5	1	16.66
30	9	14.08	25	8	14.08	53	13	13.54	47	1	41.70
32	9	12.78	20	10	9.93	19	13	16.35	29	1	39.06
35	18	11.72	60	9	11.13	86	8	1.84	17	1	24.69
43	27	19.08	99	12	3.48	20	4	1.28	13	1	23.84
53	42	21.04	100	7	2.55	16	4	0.80	7	1	24.39
62	53	51.43	202	4	1.80	12	5	1.98	21	1	55.21
69	19	11.80	47	30	11.94	77	20	4.72	44	1	28.46
70	50	26.91	126	6	1.86	11	14	3.16	29	1	31.93
130	88	50.56	250	19	14.07	103	23	6.34	59	1	70.97
152	149	47.96	188	0	0.00	0	3	0.74	7	1	48.70
TOTALS	638	375.64	1582	173	114.29	606	148	69.52	355	59	559.45
26+	504	289.60	1226	114	75.13	426	111	51.71	282	12	416.44

THIS REPORT INCLUDES TOLL TYPES: TOLL  
 REVENUES SHOWN REFLECT MESSAGES RATED AT FULL TOLL RATES.

DATE: 03/15/90  
 TIME: 15:19

UNITED TELEPHONE COMPANY OF FLORIDA  
 POINT-TO-POINT STUDY  
 10/01/89 TO 10/31/89

EA185A0A/012

COMBINED

FROM: MOUNT DORA POCKET  
 TO : APOPKA

FGC TOLL

MESSAGES	*** DAY (8-5) MESSAGES	NO DISCOUNT REVENUE	*** MINUTES	**EVENING (5-11) MESSAGES	DISCOUNTED REVENUE	** MINUTES	**NIGHT + WEEKEND MESSAGES	DISCOUNTED REVENUE	** MINUTES	TOTAL CUSTOMERS	TOTAL REVENUE
0	0	0.00	0	0	0.00	0	0	0.00	0	261	0.00
1	33	17.88	87	26	8.22	49	24	9.84	80	83	35.94
2	56	30.08	146	24	13.32	68	18	4.28	40	49	47.68
3	46	25.56	119	40	26.32	181	31	11.06	90	39	62.94
4	65	44.00	220	34	22.98	166	25	12.38	110	31	79.36
5	48	28.31	130	40	19.73	99	22	9.83	94	22	57.87
6	31	21.96	114	31	15.63	107	22	7.56	78	14	45.15
7	61	27.32	125	41	24.53	157	24	11.10	77	18	62.95
8	34	14.96	68	50	40.09	232	44	15.12	131	16	70.17
9	61	48.92	260	31	14.19	95	25	8.14	83	13	71.25
10	19	8.68	40	29	15.69	109	32	11.44	119	8	35.81
11	35	22.00	105	36	33.24	225	17	3.98	37	8	59.22
12	23	10.92	51	30	26.66	201	19	8.18	88	6	45.76
13	67	33.00	156	34	33.86	264	29	5.74	50	10	72.60
14	38	20.24	98	23	14.79	106	37	16.30	176	7	51.33
15	24	19.52	104	7	5.31	39	14	3.40	32	3	28.23
16	53	42.56	220	71	44.79	320	52	20.72	170	11	108.07
17	40	23.92	121	38	26.78	178	24	9.20	97	6	59.90
18	20	10.72	52	13	6.81	47	21	5.10	48	3	22.63
19	82	60.44	310	32	27.40	196	19	13.34	137	7	101.18
20	24	14.88	75	33	18.33	128	63	28.98	315	6	62.19
21	26	20.88	111	23	13.98	93	14	4.20	42	3	39.06
22	16	13.04	32	18	11.85	29	10	7.97	14	2	32.86
23	22	10.64	50	39	26.67	195	31	6.90	63	4	44.21
24	33	22.24	83	24	15.18	71	15	8.18	64	3	45.60
25	59	27.56	128	93	80.61	602	48	12.00	114	8	120.17
26	23	10.12	46	16	5.28	32	13	2.06	16	2	17.46
27	42	22.00	106	23	9.75	64	16	2.88	24	3	34.63
28	12	27.16	142	10	6.50	30	6	1.00	8	1	34.66
29	24	16.00	82	22	6.42	37	12	1.92	15	2	24.34
30	24	24.52	79	14	17.38	76	22	16.40	76	2	58.30
31	90	46.76	225	56	27.60	188	40	12.80	113	6	87.16
32	44	30.10	102	54	48.33	306	30	21.45	80	4	99.88
33	10	6.68	28	8	3.96	27	15	3.94	38	1	14.58
34	24	15.28	76	31	27.63	82	13	13.58	85	2	56.49
35	103	57.92	262	89	64.21	435	53	20.97	213	7	143.10
37	17	11.90	46	13	5.61	37	7	2.02	20	1	19.53
38	15	5.80	25	29	18.81	135	32	8.16	78	2	32.77
39	9	7.96	43	12	10.20	76	18	6.20	64	1	24.36
41	39	19.72	94	18	7.38	48	25	12.66	119	2	39.76
42	7	14.12	83	16	12.48	92	19	9.14	100	1	35.74

THIS REPORT INCLUDES TOLL TYPES: TOLL  
 REVENUES SHOWN REFLECT MESSAGES RATED AT FULL TOLL RATES.

DATE: 03/15/90  
 TIME: 15:19

UNITED TELEPHONE COMPANY OF FLORIDA  
 POINT-TO-POINT STUDY  
 10/01/89 TO 10/31/89

EA185A0A/012

PAGE  
 5

COMBINED

FROM: MOUNT DORA POCKET  
 TO : AOPKA

FGC TOLL

MESSAGES	**** DAY (8-5) MESSAGES	NO DISCOUNT REVENUE	**** MINUTES	**EVENING (5-11) MESSAGES	DISCOUNTED REVENUE	** MINUTES	**NIGHT + MESSAGES	WEEKEND REVENUE	DISCOUNTED MINUTES	TOTAL CUSTOMERS	TOTAL REVENUE
43	27	19.08	99	12	3.48	20	4	1.28	13	1	23.84
45	25	8.44	34	25	12.45	85	40	17.28	186	2	38.17
48	11	6.12	30	70	37.66	253	15	2.98	26	2	46.76
50	5	2.04	9	19	8.43	56	26	4.52	37	1	14.99
51	16	7.68	36	14	7.38	51	21	6.30	63	1	21.36
52	21	51.00	310	60	40.56	293	23	14.82	168	2	106.38
53	42	21.04	100	7	2.55	16	4	0.80	7	1	24.39
54	41	23.80	118	28	12.12	80	39	15.62	166	2	51.54
55	6	2.48	11	19	6.75	42	30	6.12	54	1	15.35
60	13	6.36	30	28	14.76	102	19	10.02	111	1	31.14
62	79	87.35	407	15	9.63	69	30	15.16	167	2	112.14
63	23	11.88	57	18	7.86	52	22	5.48	50	1	25.22
64	10	3.60	15	40	17.16	113	14	2.68	23	1	23.44
65	30	13.20	60	24	6.72	38	11	2.18	19	1	22.10
66	25	8.76	36	24	14.76	105	17	4.46	43	1	27.98
67	17	11.80	61	36	42.96	333	14	3.72	36	1	58.48
69	19	11.80	47	30	11.94	77	20	4.72	44	1	28.46
70	50	26.91	126	6	1.86	11	14	3.16	29	1	31.93
73	31	16.36	79	30	35.94	277	12	5.52	35	1	57.82
74	30	19.60	105	33	25.17	185	11	2.98	29	1	47.75
75	19	10.12	49	27	16.47	117	29	7.66	74	1	34.25
80	35	32.32	157	16	13.32	99	29	8.14	80	1	53.78
98	19	20.54	80	38	87.18	476	41	61.60	433	1	169.32
115	7	4.36	22	74	39.22	272	34	7.64	70	1	51.22
130	88	50.56	250	19	14.07	103	23	6.34	59	1	70.97
152	149	47.96	188	0	0.00	0	3	0.74	7	1	48.70
TOTALS	2337	1461.43	6960	1983	1348.90	8947	1546	612.04	5427	709	3422.37
26+	1321	841.20	3955	1123	761.94	4990	866	357.10	3078	68	1960.24

THIS REPORT INCLUDES TOLL TYPES: TOLL  
 REVENUES SHOWN REFLECT MESSAGES RATED AT FULL TOLL RATES.

DATE:03/28/90  
TIME:14.34.40UNITED TELEPHONE COMPANY OF FLORIDA  
POINT-TO-POINT STUDYFROM: MOUNT DORA POCKET  
TO : REEDY CREEK

89/10/01 TO 89/10/31

TOLL

SUMMARY

	RESIDENCE	BUSINESS	TOTAL
1. ACCESS LINES	650	67	717
2. CUSTOMERS BILLED	650	59	709
3. NUMBER OF CUSTOMERS ORIGINATING 1 OR MORE MESSAGES	11	5	16
4. ORIGINATING MESSAGES	37	13	50
5. MESSAGE MINUTES	191	69	260
6. MESSAGE REVENUE	\$35.63	\$19.31	\$54.94
7. PERCENT CUSTOMER USAGE 1 OR MORE MESSAGE (L3/L2)	2	8	2
8. AVERAGE MESSAGES PER ACCESS LINE (L4/L1)	.06	.19	.07
9. AVERAGE MESSAGES PER CALLING CUSTOMER (L4/L3)	3.36	2.60	3.13
10. AVERAGE MINUTES PER MESSAGE (L5/L4)	5.16	5.31	5.20
11. AVERAGE REVENUE PER MESSAGE (L6/L4)	\$ .96	\$1.49	\$1.10
12. AVERAGE MESSAGE REVENUE PER ACCESS LINE (L6/L1)	\$ .05	\$ .29	\$ .08
13. AVERAGE MESSAGE REVENUE PER CALLING CUSTOMER (L6/L3)	\$3.24	\$3.86	\$3.43
14. NUMBER OF CUSTOMERS ORIGINATING 2 OR MORE MESSAGES	8	3	11
15. PERCENT CUSTOMER USAGE 2 OR MORE MESSAGES (L14/L2)	1	5	2

THIS REPORT INCLUDES TOLL TYPES: TOLL

REVENUES SHOWN REFLECT MESSAGES RATED AT FULL TOLL RATES.



DATE: 03/15/90  
TIME: 16:15

UNITED TELEPHONE COMPANY OF FLORIDA  
POINT-TO-POINT STUDY  
10/01/89 TO 10/31/89

EA185A0A/012

PAGE  
1

RESIDENCE FROM: MOUNT DORA POCKET  
TO : REEDY CREEK

FGC TOLL

MESSAGES	**** DAY (8-5) MESSAGES	NO DISCOUNT REVENUE	**** MINUTES	**EVENING (5-11) MESSAGES	DISCOUNTED REVENUE	** MINUTES	**NIGHT + MESSAGES	WEEKEND REVENUE	DISCOUNTED MINUTES	TOTAL CUSTOMERS	TOTAL REVENUE
0	0	0.00	0	0	0.00	0	0	0.00	0	639	0.00
1	2	4.13	17	0	0.00	0	1	0.17	1	3	4.30
2	2	3.27	10	0	0.00	0	2	0.91	7	2	4.18
3	2	0.91	3	0	0.00	0	4	0.90	6	2	1.81
4	1	1.95	8	1	0.60	3	6	5.60	46	2	8.15
5	1	1.49	6	3	4.38	24	1	2.01	17	1	7.88
11	5	6.99	28	2	0.84	4	4	1.48	11	1	9.31
TOTALS	13	18.74	72	6	5.82	31	18	11.07	88	650	35.63
26+	0	0.00	0	0	0.00	0	0	0.00	0	0	0.00

THIS REPORT INCLUDES TOLL TYPES: TOLL  
REVENUES SHOWN REFLECT MESSAGES RATED AT FULL TOLL RATES.

DATE: 03/15/90  
TIME: 16:15

UNITED TELEPHONE COMPANY OF FLORIDA  
POINT-TO-POINT STUDY  
10/01/89 TO 10/31/89

EA185A0A/012  
FGC TOLL

BUSINESS FROM: MOUNT DORA POCKET  
TO : REEDY CREEK

MESSAGES	**** DAY (8-5) MESSAGES	NO DISCOUNT REVENUE	**** MINUTES	**EVENING (5-11) MESSAGES	DISCOUNTED REVENUE	** MINUTES	**NIGHT + WEEKEND MESSAGES	DISCOUNTED REVENUE	** MINUTES	TOTAL CUSTOMERS	TOTAL REVENUE
0	0	0.00	0	0	0.00	0	0	0.00	0	54	0.00
1	2	3.04	9	0	0.00	0	0	0.00	0	2	3.04
2	4	8.12	16	0	0.00	0	0	0.00	0	2	8.12
7	0	0.00	0	7	8.15	44	0	0.00	0	1	8.15
TOTALS	6	11.16	25	7	8.15	44	0	0.00	0	59	19.31
26+	0	0.00	0	0	0.00	0	0	0.00	0	0	0.00

THIS REPORT INCLUDES TOLL TYPES: TOLL  
REVENUES SHOWN REFLECT MESSAGES RATED AT FULL TOLL RATES.

DATE: 03/15/90  
TIME: 16:15

UNITED TELEPHONE COMPANY OF FLORIDA  
POINT-TO-POINT STUDY  
10/01/89 TO 10/31/89

EA185A0A/012  
FGC TOLL

COMBINED  
FROM: MOUNT DORA POCKET  
TO : REEDY CREEK

MESSAGES	**** DAY (8-5) MESSAGES	NO DISCOUNT REVENUE	**** MINUTES	**EVENING (5-11) MESSAGES	DISCOUNTED REVENUE	** MINUTES	**NIGHT + WEEKEND MESSAGES	DISCOUNTED REVENUE	** MINUTES	TOTAL CUSTOMERS	TOTAL REVENUE
0	0	0.00	0	0	0.00	0	0	0.00	0	693	0.00
1	4	7.17	26	0	0.00	0	1	0.17	1	5	7.34
2	6	11.39	26	0	0.00	0	2	0.91	7	4	12.30
3	2	0.91	3	0	0.00	0	4	0.90	6	2	1.81
4	1	1.95	8	1	0.60	3	6	5.60	46	2	8.15
5	1	1.49	6	3	4.38	24	1	2.01	17	1	7.88
7	0	0.00	0	7	8.15	44	0	0.00	0	1	8.15
11	5	6.99	28	2	0.84	4	4	1.48	11	1	9.31
TOTALS	19	29.90	97	13	13.97	75	18	11.07	88	709	54.94
26+	0	0.00	0	0	0.00	0	0	0.00	0	0	0.00

THIS REPORT INCLUDES TOLL TYPES: TOLL  
REVENUES SHOWN REFLECT MESSAGES RATED AT FULL TOLL RATES.

DATE:03/28/90  
TIME:14.34.40UNITED TELEPHONE COMPANY OF FLORIDA  
POINT-TO-POINT STUDY  
89/10/01 TO 89/10/31FROM: MOUNT DORA POCKET  
TO : WINDERMERE

TOLL

SUMMARY

	RESIDENCE	BUSINESS	TOTAL
1. ACCESS LINES	650	67	717
2. CUSTOMERS BILLED	650	59	709
3. NUMBER OF CUSTOMERS ORIGINATING 1 OR MORE MESSAGES	10	3	13
4. ORIGINATING MESSAGES	18	3	21
5. MESSAGE MINUTES	62	4	66
6. MESSAGE REVENUE	\$8.11	\$ .75	\$8.86
7. PERCENT CUSTOMER USAGE 1 OR MORE MESSAGE (L3/L2)	2	5	2
8. AVERAGE MESSAGES PER ACCESS LINE (L4/L1)	.03	.04	.03
9. AVERAGE MESSAGES PER CALLING CUSTOMER (L4/L3)	1.80	1.00	1.62
10. AVERAGE MINUTES PER MESSAGE (L5/L4)	3.44	1.33	3.14
11. AVERAGE REVENUE PER MESSAGE (L6/L4)	\$ .45	\$ .25	\$ .42
12. AVERAGE MESSAGE REVENUE PER ACCESS LINE (L6/L1)	\$ .01	\$ .01	\$ .01
13. AVERAGE MESSAGE REVENUE PER CALLING CUSTOMER (L6/L3)	\$ .81	\$ .25	\$ .68
14. NUMBER OF CUSTOMERS ORIGINATING 2 OR MORE MESSAGES	5	0	5
15. PERCENT CUSTOMER USAGE 2 OR MORE MESSAGES (L14/L2)	1	0	1

THIS REPORT INCLUDES TOLL TYPES: TOLL  
REVENUES SHOWN REFLECT MESSAGES RATED AT FULL TOLL RATES.

DATE: 03/15/90  
TIME: 16:34

UNITED TELEPHONE COMPANY OF FLORIDA  
POINT-TO-POINT STUDY  
10/01/89 TO 10/31/89

EA185A0A/012

PAGE  
1

RESIDENCE FROM: MOUNT DORA POCKET  
TO : WINDERMERE

FGC TOLL

MESSAGES	**** DAY (8-5) MESSAGES	NO DISCOUNT REVENUE	**** MINUTES	**EVENING (5-11) MESSAGES	DISCOUNTED REVENUE	** MINUTES	**NIGHT + MESSAGES	WEEKEND REVENUE	DISCOUNTED MINUTES	TOTAL CUSTOMERS	TOTAL REVENUE
0	0	0.00	0	0	0.00	0	0	0.00	0	640	0.00
1	1	0.60	3	3	0.87	5	1	1.34	16	5	2.81
2	0	0.00	0	3	3.39	26	1	0.22	2	2	3.61
3	1	0.28	1	3	0.63	3	5	0.78	6	3	1.69
TOTALS	2	0.88	4	9	4.89	34	7	2.34	24	650	8.11
26+	0	0.00	0	0	0.00	0	0	0.00	0	0	0.00

THIS REPORT INCLUDES TOLL TYPES: TOLL  
REVENUES SHOWN REFLECT MESSAGES RATED AT FULL TOLL RATES.

DATE: 03/15/90  
TIME: 16:34

UNITED TELEPHONE COMPANY OF FLORIDA  
POINT-TO-POINT STUDY  
10/01/89 TO 10/31/89

EA185A0A/012  
FGC TOLL

PAGE  
2

BUSINESS  
FROM: MOUNT DORA POCKET  
TO : WINDERMERE

MESSAGES	**** DAY (8-5) NO DISCOUNT**** MESSAGES	REVENUE	MINUTES	**EVENING (5-11) MESSAGES	REVENUE	DISCOUNTED** MINUTES	**NIGHT + MESSAGES	WEEKEND REVENUE	DISCOUNTED** MINUTES	TOTAL CUSTOMERS	TOTAL REVENUE
0	0	0.00	0	0	0.00	0	0	0.00	0	56	0.00
1	0	0.00	0	3	0.75	4	0	0.00	0	3	0.75
TOTALS	0	0.00	0	3	0.75	4	0	0.00	0	59	0.75
26+	0	0.00	0	0	0.00	0	0	0.00	0	0	0.00

THIS REPORT INCLUDES TOLL TYPES: TOLL  
REVENUES SHOWN REFLECT MESSAGES RATED AT FULL TOLL RATES.

DATE: 03/15/90  
TIME: 16:34

UNITED TELEPHONE COMPANY OF FLORIDA  
POINT-TO-POINT STUDY  
10/01/89 TO 10/31/89

EA185A0A/012  
FGC TOLL

COMBINED  
FROM: MOUNT DORA POCKET  
TO : WINDERMERE

MESSAGES	**** DAY (8-5) MESSAGES	NO DISCOUNT REVENUE	**** MINUTES	**EVENING (5-11) MESSAGES	DISCOUNTED REVENUE	** MINUTES	**NIGHT + MESSAGES	WEEKEND REVENUE	DISCOUNTED MINUTES	TOTAL CUSTOMERS	TOTAL REVENUE
0	0	0.00	0	0	0.00	0	0	0.00	0	696	0.00
1	1	0.60	3	6	1.62	9	1	1.34	16	8	3.56
2	0	0.00	0	3	3.39	26	1	0.22	2	2	3.61
3	1	0.28	1	3	0.63	3	5	0.78	6	3	1.69
TOTALS	2	0.88	4	12	5.64	38	7	2.34	24	709	8.86
26+	0	0.00	0	0	0.00	0	0	0.00	0	0	0.00

THIS REPORT INCLUDES TOLL TYPES: TOLL  
REVENUES SHOWN REFLECT MESSAGES RATED AT FULL TOLL RATES.

DATE:03/28/90  
 TIME:14.34.40

UNITED TELEPHONE COMPANY OF FLORIDA  
 POINT-TO-POINT STUDY  
 89/10/01 TO 89/10/31

FROM: MOUNT DORA POCKET  
 TO : WINTER GARDEN

TOLL

SUMMARY

	RESIDENCE	BUSINESS	TOTAL
1. ACCESS LINES	650	67	717
2. CUSTOMERS BILLED	650	59	709
3. NUMBER OF CUSTOMERS ORIGINATING 1 OR MORE MESSAGES	84	19	103
4. ORIGINATING MESSAGES	303	53	356
5. MESSAGE MINUTES	1,520	225	1,745
6. MESSAGE REVENUE	\$225.28	\$48.85	\$274.13
7. PERCENT CUSTOMER USAGE 1 OR MORE MESSAGE (L3/L2)	13	32	15
8. AVERAGE MESSAGES PER ACCESS LINE (L4/L1)	.47	.79	.50
9. AVERAGE MESSAGES PER CALLING CUSTOMER (L4/L3)	3.61	2.79	3.46
10. AVERAGE MINUTES PER MESSAGE (L5/L4)	5.02	4.25	4.90
11. AVERAGE REVENUE PER MESSAGE (L6/L4)	\$.74	\$.92	\$.77
12. AVERAGE MESSAGE REVENUE PER ACCESS LINE (L6/L1)	\$.35	\$.73	\$.38
13. AVERAGE MESSAGE REVENUE PER CALLING CUSTOMER (L6/L3)	\$2.68	\$2.57	\$2.66
14. NUMBER OF CUSTOMERS ORIGINATING 2 OR MORE MESSAGES	46	12	58
15. PERCENT CUSTOMER USAGE 2 OR MORE MESSAGES (L14/L2)	7	20	8

THIS REPORT INCLUDES TOLL TYPES: TOLL  
 REVENUES SHOWN REFLECT MESSAGES RATED AT FULL TOLL RATES.



DATE: 03/15/90  
TIME: 17:06

UNITED TELEPHONE COMPANY OF FLORIDA  
POINT-TO-POINT STUDY  
10/01/89 TO 10/31/89

EA185A0A/012  
FGC TOLL

PAGE  
1

RESIDENCE FROM: MOUNT DORA POCKET  
TO : WINTER GARDEN

MESSAGES	*** DAY (8-5) MESSAGES	NO DISCOUNT REVENUE	*** MINUTES	** EVENING (5-11) MESSAGES	DISCOUNTED REVENUE	** MINUTES	** NIGHT + WEEKEND MESSAGES	DISCOUNTED REVENUE	** MINUTES	TOTAL CUSTOMERS	TOTAL REVENUE
0	0	0.00	0	0	0.00	0	0	0.00	0	566	0.00
1	17	10.31	47	14	16.02	98	7	2.34	24	38	28.67
2	11	6.92	35	15	14.79	112	8	2.24	22	17	23.95
3	8	5.64	23	5	2.49	17	2	0.52	5	5	8.65
4	6	3.44	17	7	4.95	36	3	0.90	9	4	9.29
5	20	23.28	118	11	7.47	54	4	1.20	12	7	31.95
6	7	4.20	21	0	0.00	0	5	0.94	8	2	5.14
7	2	2.16	12	5	1.29	7	7	5.52	20	2	8.97
8	21	9.08	41	2	1.66	4	1	1.10	13	3	11.84
11	2	0.72	3	7	4.95	36	2	0.92	10	1	6.59
13	4	1.76	8	7	5.07	37	2	0.44	4	1	7.27
14	0	0.00	0	6	8.02	64	8	11.52	138	1	19.54
19	2	0.88	4	13	5.01	32	4	0.64	5	1	6.53
25	7	6.76	37	12	4.68	30	6	2.44	26	1	13.88
33	8	9.92	60	21	31.73	257	4	1.36	14	1	43.01
TOTALS	115	85.07	426	125	108.13	784	63	32.08	310	650	225.28
26+	8	9.92	60	21	31.73	257	4	1.36	14	1	43.01

THIS REPORT INCLUDES TOLL TYPES: TOLL  
REVENUES SHOWN REFLECT MESSAGES RATED AT FULL TOLL RATES.

DATE: 03/15/90  
TIME: 17:06

UNITED TELEPHONE COMPANY OF FLORIDA  
POINT-TO-POINT STUDY  
10/01/89 TO 10/31/89

EA185A0A/012  
FGC TOLL

PAGE  
2

BUSINESS FROM: MOUNT DORA POCKET  
TO : WINTER GARDEN

MESSAGES	**** DAY (8-5) MESSAGES	NO DISCOUNT REVENUE	**** MINUTES	**EVENING (5-11) MESSAGES	DISCOUNTED REVENUE	** MINUTES	**NIGHT + WEEKEND MESSAGES	DISCOUNTED REVENUE	** MINUTES	TOTAL CUSTOMERS	TOTAL REVENUE
0	0	0.00	0	0	0.00	0	0	0.00	0	40	0.00
1	3	3.56	20	2	3.18	25	2	0.36	3	7	7.10
2	3	1.32	6	0	0.00	0	3	3.22	13	3	4.54
3	15	18.27	67	0	0.00	0	3	2.21	16	6	20.48
4	3	4.94	13	1	0.57	4	0	0.00	0	1	5.51
8	8	7.20	39	0	0.00	0	0	0.00	0	1	7.20
10	9	3.80	17	0	0.00	0	1	0.22	2	1	4.02
TOTALS	41	39.09	162	3	3.75	29	9	6.01	34	59	48.85
26+	0	0.00	0	0	0.00	0	0	0.00	0	0	0.00

THIS REPORT INCLUDES TOLL TYPES: TOLL  
REVENUES SHOWN REFLECT MESSAGES RATED AT FULL TOLL RATES.

DATE: 03/15/90  
TIME: 17:06

UNITED TELEPHONE COMPANY OF FLORIDA  
POINT-TO-POINT STUDY  
10/01/89 TO 10/31/89

EA185A0A/012  
FGC TOLL

PAGE  
3

COMBINED  
FROM: MOUNT DORA POCKET  
TO : WINTER GARDEN

MESSAGES	**** DAY (8-5) MESSAGES	NO DISCOUNT REVENUE	**** MINUTES	**EVENING (5-11) MESSAGES	DISCOUNTED REVENUE	** MINUTES	**NIGHT + WEEKEND MESSAGES	DISCOUNTED REVENUE	** MINUTES	TOTAL CUSTOMERS	TOTAL REVENUE
0	0	0.00	0	0	0.00	0	0	0.00	0	606	0.00
1	20	13.87	67	16	19.20	123	9	2.70	27	45	35.77
2	14	8.24	41	15	14.79	112	11	5.46	35	20	28.49
3	23	23.91	90	5	2.49	17	5	2.73	21	11	29.13
4	9	8.38	30	8	5.52	40	3	0.90	9	5	14.80
5	20	23.28	118	11	7.47	54	4	1.20	12	7	31.95
6	7	4.20	21	0	0.00	0	5	0.94	8	2	5.14
7	2	2.16	12	5	1.29	7	7	5.52	20	2	8.97
8	29	16.28	80	2	1.66	4	1	1.10	13	4	19.04
10	9	3.80	17	0	0.00	0	1	0.22	2	1	4.02
11	2	0.72	3	7	4.95	36	2	0.92	10	1	6.59
13	4	1.76	8	7	5.07	37	2	0.44	4	1	7.27
14	0	0.00	0	6	8.02	64	8	11.52	138	1	19.54
19	2	0.88	4	13	5.01	32	4	0.64	5	1	6.53
25	7	6.76	37	12	4.68	30	6	2.44	26	1	13.88
33	8	9.92	60	21	31.73	257	4	1.36	14	1	43.01
TOTALS	156	124.16	588	128	111.88	813	72	38.09	344	709	274.13
26+	8	9.92	60	21	31.73	257	4	1.36	14	1	43.01

THIS REPORT INCLUDES TOLL TYPES: TOLL  
REVENUES SHOWN REFLECT MESSAGES RATED AT FULL TOLL RATES.

DATE:03/28/90  
 TIME:14.34.40

UNITED TELEPHONE COMPANY OF FLORIDA  
 POINT-TO-POINT STUDY

FROM: MOUNT DORA POCKET  
 TO : WINTER PARK

89/10/01 TO 89/10/31

TOLL

SUMMARY

	RESIDENCE	BUSINESS	TOTAL
1. ACCESS LINES	650	67	717
2. CUSTOMERS BILLED	650	59	709
3. NUMBER OF CUSTOMERS ORIGINATING 1 OR MORE MESSAGES	382	42	424
4. ORIGINATING MESSAGES	3,125	820	3,945
5. MESSAGE MINUTES	13,210	2,640	15,850
6. MESSAGE REVENUE	\$2,764.26	\$736.27	\$3,500.53
7. PERCENT CUSTOMER USAGE 1 OR MORE MESSAGE (L3/L2)	59	71	60
8. AVERAGE MESSAGES PER ACCESS LINE (L4/L1)	4.81	12.24	5.50
9. AVERAGE MESSAGES PER CALLING CUSTOMER (L4/L3)	8.18	19.52	9.30
10. AVERAGE MINUTES PER MESSAGE (L5/L4)	4.23	3.22	4.02
11. AVERAGE REVENUE PER MESSAGE (L6/L4)	\$ .88	\$ .90	\$ .89
12. AVERAGE MESSAGE REVENUE PER ACCESS LINE (L6/L1)	\$4.25	\$10.99	\$4.88
13. AVERAGE MESSAGE REVENUE PER CALLING CUSTOMER (L6/L3)	\$7.24	\$17.53	\$8.26
14. NUMBER OF CUSTOMERS ORIGINATING 2 OR MORE MESSAGES	306	36	342
15. PERCENT CUSTOMER USAGE 2 OR MORE MESSAGES (L14/L2)	47	61	48

THIS REPORT INCLUDES TOLL TYPES: TOLL  
 REVENUES SHOWN REFLECT MESSAGES RATED AT FULL TOLL RATES.

DATE: 03/15/90  
 TIME: 17:19

UNITED TELEPHONE COMPANY OF FLORIDA  
 POINT-TO-POINT STUDY  
 10/01/89 TO 10/31/89

EA185A0A/012

PAGE  
 1

RESIDENCE

FROM: MOUNT DORA POCKET  
 TO : WINTER PARK

FGC TOLL

MESSAGES	**** DAY (8-5) MESSAGES	NO DISCOUNT REVENUE	**** MINUTES	**EVENING (5-11) MESSAGES	DISCOUNTED REVENUE	** MINUTES	**NIGHT + MESSAGES	WEEKEND REVENUE	DISCOUNTED MINUTES	TOTAL CUSTOMERS	TOTAL REVENUE
0	0	0.00	0	0	0.00	0	0	0.00	0	268	0.00
1	36	38.12	137	21	19.74	105	19	5.73	41	76	63.59
2	47	41.94	149	31	24.99	125	20	15.18	114	49	82.11
3	73	73.40	269	38	30.05	157	30	22.22	162	47	125.67
4	62	48.38	172	20	41.59	232	22	23.13	191	26	113.10
5	59	51.86	194	43	32.14	167	38	17.31	129	28	101.31
6	75	52.64	193	25	24.90	133	26	8.76	64	21	86.30
7	46	48.42	182	34	42.33	217	18	11.09	75	14	101.84
8	78	72.58	268	33	17.03	78	17	7.01	53	16	96.62
9	68	63.83	245	28	27.19	145	21	13.88	110	13	104.90
10	33	33.88	125	25	36.43	165	22	11.52	90	8	81.83
11	46	37.44	131	14	21.46	118	17	12.18	96	7	71.00
12	36	43.67	152	38	59.73	329	22	22.88	189	8	126.20
13	16	17.86	70	5	3.32	17	18	5.00	35	3	26.10
14	2	1.83	7	5	4.70	25	7	1.87	13	1	8.40
15	41	28.55	98	33	30.41	157	16	9.03	71	6	67.99
16	52	35.70	126	10	6.47	33	2	0.79	6	4	42.96
17	26	68.18	284	33	36.73	198	26	13.62	89	5	118.53
18	41	35.33	134	46	64.23	355	39	36.56	300	7	136.12
19	62	52.36	198	59	69.94	373	31	14.04	108	8	136.34
20	22	11.24	34	13	9.81	51	5	1.07	7	2	22.10
21	11	6.04	21	18	19.53	105	34	6.91	44	3	32.48
22	15	15.45	60	5	1.42	6	2	1.49	12	1	18.36
24	11	17.42	73	27	36.07	197	10	3.76	28	2	57.25
26	33	35.07	103	29	22.24	107	16	8.75	49	3	66.06
27	15	14.30	55	14	6.09	29	25	14.68	116	2	35.07
28	14	11.66	44	8	5.62	29	6	1.48	10	1	18.76
29	0	0.00	0	20	16.63	83	9	2.44	17	1	19.07
30	8	6.86	26	18	34.17	190	4	1.71	11	1	42.74
31	27	11.94	39	4	8.60	48	0	0.00	0	1	20.54
32	14	23.82	86	8	12.35	68	10	12.15	101	1	48.32
33	23	32.66	131	9	9.32	50	1	0.17	1	1	42.15
34	13	8.56	31	4	3.07	16	17	5.52	40	1	17.15
35	30	18.25	65	0	0.00	0	5	2.69	21	1	20.94
36	7	6.29	24	16	10.74	55	13	3.00	20	1	20.03
39	16	15.99	51	11	5.69	28	12	3.73	27	1	25.41
40	13	9.48	35	18	22.79	124	9	6.58	53	1	38.85
41	20	10.71	37	11	2.92	12	10	2.15	14	1	15.78
42	30	27.91	107	7	3.48	17	5	1.19	8	1	32.58
45	6	2.96	10	17	8.04	39	22	7.41	54	1	18.41
46	39	72.37	296	39	54.75	301	14	10.52	85	2	137.64

THIS REPORT INCLUDES TOLL TYPES: TOLL  
 REVENUES SHOWN REFLECT MESSAGES RATED AT FULL TOLL RATES.

DATE: 03/15/90  
TIME: 17:19

UNITED TELEPHONE COMPANY OF FLORIDA  
POINT-TO-POINT STUDY  
10/01/89 TO 10/31/89

EA185A0A/012

PAGE  
2

RESIDENCE FROM: MOUNT DORA POCKET  
TO : WINTER PARK

FGC TOLL

MESSAGES	**** DAY (8-5) MESSAGES	NO DISCOUNT REVENUE	**** MINUTES	**EVENING (5-11) MESSAGES	DISCOUNTED REVENUE	** MINUTES	**NIGHT + MESSAGES	WEEKEND REVENUE	DISCOUNTED MINUTES	TOTAL CUSTOMERS	TOTAL REVENUE
50	9	8.81	34	29	17.24	87	12	5.82	37	1	31.87
54	34	36.40	142	2	0.85	4	18	7.30	55	1	44.55
61	30	15.95	55	22	15.87	82	9	8.18	67	1	40.00
66	19	27.94	70	15	12.50	57	32	49.25	233	1	89.69
73	53	52.75	204	7	3.99	20	13	11.29	74	1	68.03
78	65	44.18	161	5	3.49	18	8	1.59	10	1	49.26
TOTALS	1476	1390.98	5128	917	940.65	4952	732	432.63	3130	650	2764.26
26+	518	494.86	1806	313	280.44	1464	270	167.60	1103	27	942.90

THIS REPORT INCLUDES TOLL TYPES: TOLL  
REVENUES SHOWN REFLECT MESSAGES RATED AT FULL TOLL RATES.

||

DATE: 03/15/90  
 TIME: 17:19

UNITED TELEPHONE COMPANY OF FLORIDA  
 POINT-TO-POINT STUDY  
 10/01/89 TO 10/31/89

EA185A0A/012

BUSINESS FROM: MOUNT DORA POCKET  
 TO : WINTER PARK

FGC TOLL

MESSAGES	*** DAY (8-5) MESSAGES	NO DISCOUNT REVENUE	*** MINUTES	** EVENING (5-11) MESSAGES	DISCOUNTED REVENUE	** MINUTES	** NIGHT + WEEKEND MESSAGES	WEEKEND REVENUE	DISCOUNTED MINUTES	TOTAL CUSTOMERS	TOTAL REVENUE
0	0	0.00	0	0	0.00	0	0	0.00	0	17	0.00
1	4	2.51	9	0	0.00	0	2	0.45	3	6	2.96
2	6	3.88	14	0	0.00	0	0	0.00	0	3	3.88
3	3	1.71	6	0	0.00	0	0	0.00	0	1	1.71
4	4	2.05	7	1	1.40	1	3	4.28	12	2	7.73
5	5	4.46	17	0	0.00	0	0	0.00	0	1	4.46
6	10	8.00	30	1	0.42	2	1	0.28	2	2	8.70
9	14	16.95	67	3	1.62	8	1	0.17	1	2	18.74
10	8	8.06	16	9	6.07	21	3	0.51	3	2	14.64
11	39	40.03	138	9	5.88	30	7	4.48	27	5	50.39
12	17	17.97	70	6	3.05	15	1	0.86	7	2	21.88
13	20	16.24	48	5	5.84	20	1	1.17	1	2	23.25
17	13	9.02	33	4	5.49	30	0	0.00	0	1	14.51
24	33	39.32	78	5	5.85	10	10	10.54	48	2	55.71
26	44	41.64	160	3	0.92	4	5	1.19	8	2	43.75
28	23	16.10	59	4	2.21	11	1	1.32	7	1	19.63
33	25	15.86	57	15	7.15	29	26	14.11	93	2	37.12
35	29	27.57	106	1	0.25	1	5	1.41	10	1	29.23
40	23	31.61	46	8	8.87	13	9	12.32	16	1	52.80
64	48	59.13	170	2	7.06	11	14	6.72	52	1	72.91
69	40	42.74	158	4	3.21	11	25	12.38	96	1	58.33
86	78	78.05	289	7	3.47	17	1	0.17	1	1	81.69
132	106	96.83	354	15	11.50	60	11	3.92	27	1	112.25
TOTALS	592	579.73	1932	102	80.26	294	126	76.28	414	59	736.27
26+	416	409.53	1399	59	44.64	157	97	53.54	310	11	507.71

THIS REPORT INCLUDES TOLL TYPES: TOLL  
 REVENUES SHOWN REFLECT MESSAGES RATED AT FULL TOLL RATES.

DATE: 03/15/90  
 TIME: 17:19

UNITED TELEPHONE COMPANY OF FLORIDA  
 POINT-TO-POINT STUDY  
 10/01/89 TO 10/31/89

EA185A0A/012  
 FGC TOLL

COMBINED FROM: MOUNT DORA POCKET  
 TO : WINTER PARK

MESSAGES	**** DAY (8-5) MESSAGES	NO DISCOUNT**** REVENUE	MINUTES	**EVENING (5-11) MESSAGES	DISCOUNTED** REVENUE	MINUTES	**NIGHT + WEEKEND MESSAGES	DISCOUNTED** REVENUE	MINUTES	TOTAL CUSTOMERS	TOTAL REVENUE
0	0	0.00	0	0	0.00	0	0	0.00	0	285	0.00
1	40	40.63	146	21	19.74	105	21	6.18	44	82	66.55
2	53	45.82	163	31	24.99	125	20	15.18	114	52	85.99
3	76	75.11	275	38	30.05	157	30	22.22	162	48	127.38
4	66	50.43	179	21	42.99	233	25	27.41	203	28	120.83
5	64	56.32	211	43	32.14	167	38	17.31	129	29	105.77
6	85	60.64	223	26	25.32	135	27	9.04	66	23	95.00
7	46	48.42	182	34	42.33	217	18	11.09	75	14	101.84
8	78	72.58	268	33	17.03	78	17	7.01	53	16	96.62
9	82	80.78	312	31	28.81	153	22	14.05	111	15	123.64
10	41	41.94	141	34	42.50	186	25	12.03	93	10	96.47
11	85	77.47	269	23	27.34	148	24	16.66	123	12	121.47
12	53	61.64	222	44	62.78	344	23	23.74	196	10	148.16
13	36	34.10	118	10	9.16	37	19	6.17	36	5	49.43
14	2	1.83	7	5	4.70	25	7	1.87	13	1	8.40
15	41	28.55	98	33	30.41	157	16	9.03	71	6	67.99
16	52	35.70	126	10	6.47	33	2	0.79	6	4	42.96
17	39	77.20	317	37	42.22	228	26	13.62	89	6	133.04
18	41	35.33	134	46	64.23	355	39	36.56	300	7	136.12
19	62	52.36	198	59	69.94	373	31	14.04	108	8	136.34
20	22	11.24	34	13	9.81	51	5	1.07	7	2	22.12
21	11	6.04	21	18	19.53	105	34	6.91	44	3	32.48
22	15	15.45	60	5	1.42	6	2	1.49	12	1	18.36
24	44	56.74	151	32	41.92	207	20	14.30	76	4	112.96
26	77	76.71	263	32	23.16	111	21	9.94	57	5	109.81
27	15	14.30	55	14	6.09	29	25	14.68	116	2	35.07
28	37	27.76	103	12	7.83	40	7	2.80	17	2	38.39
29	0	0.00	0	20	16.63	83	9	2.44	17	1	19.07
30	8	6.86	26	18	34.17	190	4	1.71	11	1	42.74
31	27	11.94	39	4	8.60	48	0	0.00	0	1	20.54
32	14	23.82	86	8	12.35	68	10	12.15	101	1	48.32
33	48	48.52	188	24	16.47	79	27	14.28	94	3	79.27
34	13	8.56	31	4	3.07	16	17	5.52	40	1	17.15
35	59	45.82	171	1	0.25	1	10	4.10	31	2	50.17
36	7	6.29	24	16	10.74	55	13	3.00	20	1	20.03
39	16	15.99	51	11	5.69	28	12	3.73	27	1	25.41
40	36	41.09	81	26	31.66	137	18	18.90	69	2	91.65
41	20	10.71	37	11	2.92	12	10	2.15	14	1	15.78
42	30	27.91	107	7	3.48	17	5	1.19	8	1	32.58
45	6	2.96	10	17	8.04	39	22	7.41	54	1	18.41
46	39	72.37	296	39	54.75	301	14	10.52	85	2	137.64

THIS REPORT INCLUDES TOLL TYPES: TOLL  
 REVENUES SHOWN REFLECT MESSAGES RATED AT FULL TOLL RATES.



DATE: 03/15/90  
TIME: 17:19

UNITED TELEPHONE COMPANY OF FLORIDA  
POINT-TO-POINT STUDY  
10/01/89 TO 10/31/89

EA185A0A/012

PAGE  
5

COMBINED

FROM: MOUNT DORA POCKET  
TO : WINTER PARK

FGC TOLL

MESSAGES	**** DAY (8-5) MESSAGES	NO DISCOUNT REVENUE	**** MINUTES	**EVENING (5-11) MESSAGES	DISCOUNTED** REVENUE	DISCOUNTED** MINUTES	**NIGHT + MESSAGES	WEEKEND REVENUE	DISCOUNTED** MINUTES	TOTAL CUSTOMERS	TOTAL REVENUE
50	9	8.81	34	29	17.24	87	12	5.82	37	1	31.87
54	34	36.40	142	2	0.85	4	18	7.30	55	1	44.55
61	30	15.95	55	22	15.87	82	9	8.18	67	1	40.00
64	48	59.13	170	2	7.06	11	14	6.72	52	1	72.91
66	19	27.94	70	15	12.50	57	32	49.25	233	1	89.69
69	40	42.74	158	4	3.21	11	25	12.38	96	1	58.33
73	53	52.75	204	7	3.99	20	13	11.29	74	1	68.03
78	65	44.18	161	5	3.49	18	8	1.59	10	1	49.26
86	78	78.05	289	7	3.47	17	1	0.17	1	1	81.69
132	106	96.83	354	15	11.50	60	11	3.92	27	1	112.25
TOTALS	2068	1970.71	7060	1019	1020.91	5246	858	508.91	3544	709	3500.53
26+	934	904.39	3205	372	325.08	1621	367	221.14	1413	38	1450.61

THIS REPORT INCLUDES TOLL TYPES: TOLL  
REVENUES SHOWN REFLECT MESSAGES RATED AT FULL TOLL RATES.

||

DATE:03/28/90  
TIME:14.34.40UNITED TELEPHONE COMPANY OF FLORIDA  
POINT-TO-POINT STUDY  
89/10/01 TO 89/10/31

TOLL

SUMMARY FROM: APOPKA  
TO : MOUNT DORA EXCHANGE

	RESIDENCE	BUSINESS	TOTAL
1. ACCESS LINES	16,302	4,306	20,608
2. CUSTOMERS BILLED	16,302	2,877	19,179
3. NUMBER OF CUSTOMERS ORIGINATING 1 OR MORE MESSAGES	3,667	1,238	4,905
4. ORIGINATING MESSAGES	19,267	12,791	32,058
5. MESSAGE MINUTES	83,083	32,662	115,745
6. MESSAGE REVENUE	\$ .00	\$ .00	\$ .00
7. PERCENT CUSTOMER USAGE 1 OR MORE MESSAGE (L3/L2)	22	43	26
8. AVERAGE MESSAGES PER ACCESS LINE (L4/L1)	1.18	2.97	1.56
9. AVERAGE MESSAGES PER CALLING CUSTOMER (L4/L3)	5.25	10.33	6.54
10. AVERAGE MINUTES PER MESSAGE (L5/L4)	4.31	2.55	3.61
11. AVERAGE REVENUE PER MESSAGE (L6/L4)	\$ .00	\$ .00	\$ .00
12. AVERAGE MESSAGE REVENUE PER ACCESS LINE (L6/L1)	\$ .00	\$ .00	\$ .00
13. AVERAGE MESSAGE REVENUE PER CALLING CUSTOMER (L6/L3)	\$ .00	\$ .00	\$ .00
14. NUMBER OF CUSTOMERS ORIGINATING 2 OR MORE MESSAGES	2,312	952	3,264
15. PERCENT CUSTOMER USAGE 2 OR MORE MESSAGES (L14/L2)	14	33	17

THIS REPORT INCLUDES TOLL TYPES: TOLL  
MESSAGES IN THIS STUDY ORIGINATE FROM AN EQUAL ACCESS OFFICE

DATE: 03/21/90  
TIME: 10:19

UNITED TELEPHONE COMPANY OF FLORIDA  
POINT-TO-POINT STUDY  
10/01/89 TO 10/31/89

EA185A0A/012  
FGD TOLL

RESIDENCE FROM: AOPKA  
TO : MOUNT DORA

MESSAGES	**** DAY (8-5) MESSAGES	NO DISCOUNT**** MINUTES	**EVENING (5-11) MESSAGES	DISCOUNTED** MINUTES	**NIGHT + WEEKEND MESSAGES	DISCOUNTED** MINUTES	TOTAL CUSTOMERS
0	0	0	0	0	0	0	12635
1	508	1792	490	2574	357	1225	1355
2	466	1483	439	2523	351	1257	628
3	368	1631	437	2565	290	1223	365
4	326	1298	365	1944	285	1091	244
5	283	1052	320	1743	247	1351	170
6	227	789	333	1925	250	1157	135
7	197	624	319	2279	233	1266	107
8	184	830	249	1454	159	740	74
9	224	772	274	1674	168	658	74
10	158	519	224	1252	158	614	54
11	116	601	210	1302	158	639	44
12	171	566	219	1117	174	701	47
13	155	639	189	1066	163	490	39
14	134	447	240	1448	116	377	35
15	69	241	172	1005	119	432	24
16	132	437	179	936	105	463	26
17	94	606	125	526	104	387	19
18	117	386	158	670	121	414	22
19	89	292	126	502	70	268	15
20	66	304	72	393	62	206	10
21	85	259	84	328	62	131	11
22	84	308	127	542	75	365	13
23	121	500	172	935	121	595	18
24	90	303	137	625	61	196	12
25	70	267	141	681	89	389	12
26	110	423	134	372	68	200	12
27	39	172	108	575	96	303	9
28	41	232	80	425	47	144	6
29	73	197	110	402	78	167	9
30	23	83	47	229	50	228	4
31	54	175	88	447	75	378	7
32	92	215	74	203	58	141	7
33	42	123	48	127	42	104	4
34	97	283	56	242	85	278	7
35	38	342	52	285	50	220	4
36	17	85	68	272	59	186	4
37	51	99	34	97	26	60	3
38	26	108	21	61	29	74	2
39	40	200	73	232	43	131	4
40	0	0	12	67	28	106	1

THIS REPORT INCLUDES TOLL TYPES: TOLL

DATE: 03/21/90  
TIME: 10:19

UNITED TELEPHONE COMPANY OF FLORIDA  
POINT-TO-POINT STUDY  
10/01/89 TO 10/31/89

EA185A0A/012

RESIDENCE FROM: APOPKA  
TO : MOUNT DORA

FGD TOLL

MESSAGES	*** DAY (8-5) MESSAGES	NO DISCOUNT*** MINUTES	**EVENING (5-11) MESSAGES	DISCOUNTED** MINUTES	**NIGHT + WEEKEND MESSAGES	DISCOUNTED** MINUTES	TOTAL CUSTOMERS
41	4	23	18	77	19	72	1
42	40	110	19	58	25	116	2
43	21	176	40	165	25	90	2
44	7	47	53	280	28	131	2
45	16	71	13	40	16	47	1
47	24	51	30	70	40	185	2
48	26	54	25	45	45	115	2
49	18	91	20	94	11	65	1
51	25	45	40	309	37	249	2
52	12	38	25	77	15	34	1
54	15	33	22	164	17	91	1
63	7	22	32	220	24	184	1
68	15	37	21	69	32	65	1
69	23	47	26	60	20	51	1
70	34	82	17	64	19	65	1
71	26	96	24	166	21	76	1
73	7	9	59	319	7	19	1
77	24	74	33	87	20	44	1
79	29	70	27	86	23	69	1
91	22	94	30	149	39	118	1
92	13	36	41	112	38	88	1
93	13	81	45	195	35	128	1
94	22	41	42	98	30	48	1
226	29	98	121	470	76	215	1
295	69	163	94	185	132	287	1
TOTALS	5818	21372	7723	39704	5726	22007	16302
26+	1284	4426	1922	7695	1628	5372	114

THIS REPORT INCLUDES TOLL TYPES: TOLL

DATE: 03/21/90  
TIME: 10:19

UNITED TELEPHONE COMPANY OF FLORIDA  
POINT-TO-POINT STUDY  
10/01/89 TO 10/31/89

EAI85A0A/012

BUSINESS FROM: APOPKA  
TO : MOUNT DORA

FGD TOLL

MESSAGES	*** DAY (8-5) MESSAGES	NO DISCOUNT*** MINUTES	**EVENING (5-11) MESSAGES	DISCOUNTED** MINUTES	**NIGHT + WEEKEND MESSAGES	DISCOUNTED** MINUTES	TOTAL CUSTOMERS
0	0	0	0	0	0	0	1639
1	182	483	54	149	50	159	286
2	212	629	68	259	42	111	161
3	175	520	64	209	46	107	95
4	224	578	52	157	64	196	85
5	287	760	70	240	58	206	83
6	244	556	63	182	35	90	57
7	209	547	66	305	75	213	50
8	236	554	45	101	47	97	41
9	198	557	57	110	60	177	35
10	210	531	66	225	44	91	32
11	140	412	38	99	20	84	18
12	216	648	87	355	57	155	30
13	163	383	47	104	24	74	18
14	226	543	41	90	41	121	22
15	151	299	54	116	50	132	17
16	106	189	12	28	10	36	8
17	170	462	15	65	19	92	12
18	148	440	51	211	53	144	14
19	102	242	34	178	16	29	8
20	79	208	29	81	32	65	7
21	103	197	24	84	41	94	8
22	125	293	18	59	11	40	7
23	75	173	17	101	23	118	5
24	276	665	54	208	30	110	15
25	173	353	15	40	12	23	8
26	107	190	27	105	22	47	6
27	105	255	35	123	49	149	7
28	60	102	7	17	17	39	3
29	165	396	34	100	33	136	8
30	60	202	23	125	7	20	3
31	122	373	49	70	15	28	6
32	103	234	32	122	25	79	5
34	144	366	5	35	21	53	5
35	25	59	32	107	13	26	2
36	110	350	17	58	17	31	4
37	25	54	9	44	3	25	1
39	37	73	2	2	0	0	1
40	123	219	16	39	21	35	4
41	27	83	7	12	7	36	1
42	14	20	21	55	7	28	1

THIS REPORT INCLUDES TOLL TYPES: TOLL

DATE: 03/21/90  
 TIME: 10:19

UNITED TELEPHONE COMPANY OF FLORIDA  
 POINT-TO-POINT STUDY  
 10/01/89 TO 10/31/89

EA185A0A/012

BUSINESS

FROM: AOPKA  
 TO : MOUNT DORA

FGD TOLL

MESSAGES	**** DAY (8-5) MESSAGES	NO DISCOUNT**** MINUTES	**EVENING (5-11) MESSAGES	DISCOUNTED** MINUTES	**NIGHT + WEEKEND MESSAGES	DISCOUNTED** MINUTES	TOTAL CUSTOMERS
43	60	184	15	80	11	49	2
44	144	484	23	154	9	29	4
45	37	109	8	16	0	0	1
46	104	240	8	14	26	63	3
47	99	315	17	51	25	58	3
48	29	79	7	9	12	42	1
49	78	154	11	19	9	25	2
51	42	87	7	9	2	10	1
52	44	95	6	10	2	2	1
53	102	266	17	47	40	69	3
56	147	351	14	22	7	14	3
57	56	86	0	0	1	1	1
58	89	207	14	19	13	31	2
59	106	264	6	18	6	6	2
60	99	223	47	84	34	66	3
61	109	196	2	2	11	16	2
65	128	237	2	3	0	0	2
66	151	294	18	68	29	67	3
67	95	182	17	49	22	52	2
68	59	120	8	22	1	3	1
70	28	100	18	37	24	52	1
76	76	94	0	0	0	0	1
86	20	40	42	146	24	71	1
94	90	181	2	3	2	2	1
95	154	284	22	49	14	49	2
105	103	177	2	8	0	0	1
117	106	192	2	2	9	16	1
120	39	91	21	56	60	108	1
124	103	238	12	28	9	28	1
126	42	124	62	88	22	38	1
132	99	137	12	35	21	31	1
136	131	299	4	18	1	3	1
141	108	376	15	22	18	43	1
160	160	285	0	0	0	0	1
245	203	758	22	84	20	39	1
253	250	290	3	4	0	0	1
<b>TOTALS</b>	<b>9147</b>	<b>22037</b>	<b>1943</b>	<b>6046</b>	<b>1701</b>	<b>4579</b>	<b>2877</b>
<b>26+</b>	<b>4717</b>	<b>10815</b>	<b>802</b>	<b>2290</b>	<b>741</b>	<b>1815</b>	<b>116</b>

THIS REPORT INCLUDES TOLL TYPES: TOLL

DATE: 03/21/90  
TIME: 10:19

UNITED TELEPHONE COMPANY OF FLORIDA  
POINT-TO-POINT STUDY  
10/01/89 TO 10/31/89

EA185A0A/012

COMBINED

FROM: AOPKA  
TO : MOUNT DORA

FGD TOLL

MESSAGES	*** DAY (8-5) MESSAGES	NO DISCOUNT*** MINUTES	**EVENING (5-11) MESSAGES	DISCOUNTED** MINUTES	**NIGHT + WEEKEND MESSAGES	DISCOUNTED** MINUTES	TOTAL CUSTOMERS
0	0	0	0	0	0	0	14274
1	690	2275	544	2723	407	1384	1641
2	678	2112	507	2782	393	1368	789
3	543	2151	501	2774	336	1330	460
4	550	1876	417	2101	349	1287	329
5	570	1812	390	1983	305	1557	253
6	471	1345	396	2107	285	1247	192
7	406	1171	385	2584	308	1479	157
8	420	1384	294	1555	206	837	115
9	422	1329	331	1784	228	835	109
10	368	1050	290	1477	202	705	86
11	256	1013	248	1401	178	723	62
12	387	1214	306	1472	231	856	77
13	318	1022	236	1170	187	564	57
14	360	990	281	1538	157	498	57
15	220	540	226	1121	169	564	41
16	238	626	191	964	115	499	34
17	264	1068	140	591	123	479	31
18	265	826	209	881	174	558	36
19	191	534	160	680	86	297	23
20	145	512	101	474	94	271	17
21	188	456	108	412	103	225	19
22	209	601	145	601	86	405	20
23	196	673	189	1036	144	713	23
24	366	968	191	833	91	306	27
25	243	620	156	721	101	412	20
26	217	613	161	477	90	247	18
27	144	427	143	698	145	452	16
28	101	334	87	442	64	183	9
29	238	593	144	502	111	303	17
30	83	285	70	354	57	248	7
31	176	548	137	517	90	406	13
32	195	449	106	325	83	220	12
33	42	123	48	127	42	104	4
34	241	649	61	277	106	331	12
35	63	401	84	392	63	246	6
36	127	435	85	330	76	217	8
37	76	153	43	141	29	85	4
38	26	108	21	61	29	74	2
39	77	273	75	234	43	131	5
40	123	219	28	106	49	141	5

THIS REPORT INCLUDES TOLL TYPES: TOLL

DATE: 03/21/90  
TIME: 10:19

UNITED TELEPHONE COMPANY OF FLORIDA  
POINT-TO-POINT STUDY  
10/01/89 TO 10/31/89

EA185A0A/012  
FGD TOLL

COMBINED FROM: APOPKA  
TO : MOUNT DORA

MESSAGES	**** DAY (8-5) MESSAGES	NO DISCOUNT**** MINUTES	**EVENING (5-11) MESSAGES	DISCOUNTED** MINUTES	**NIGHT + WEEKEND MESSAGES	DISCOUNTED** MINUTES	TOTAL CUSTOMERS
41	31	106	25	89	26	108	2
42	54	130	40	113	32	144	3
43	81	360	55	245	36	139	4
44	151	531	76	434	37	160	6
45	53	180	21	56	16	47	2
46	104	240	8	14	26	63	3
47	123	366	47	121	65	243	5
48	55	133	32	54	57	157	3
49	96	245	31	113	20	90	3
51	67	132	47	318	39	259	3
52	56	133	31	87	17	36	2
53	102	266	17	47	40	69	3
54	15	33	22	164	17	91	1
56	147	351	14	22	7	14	3
57	56	86	0	0	1	1	1
58	89	207	14	19	13	31	2
59	106	264	6	18	6	6	2
60	99	223	47	84	34	66	3
61	109	196	2	2	11	16	2
63	7	22	32	220	24	184	1
65	128	237	2	3	0	0	2
66	151	294	18	68	29	67	3
67	95	182	17	49	22	52	2
68	74	157	29	91	33	68	2
69	23	47	26	60	20	51	1
70	62	182	35	101	43	117	2
71	26	96	24	166	21	76	1
73	7	9	59	319	7	19	1
76	76	94	0	0	0	0	1
77	24	74	33	87	20	44	1
79	29	70	27	86	23	69	1
86	20	40	42	146	24	71	1
91	22	94	30	149	39	118	1
92	13	36	41	112	38	88	1
93	13	81	45	195	35	128	1
94	112	222	44	101	32	50	2
95	154	284	22	49	14	49	2
105	103	177	2	8	0	0	1
117	106	192	2	2	9	16	1
120	39	91	21	56	60	108	1
124	103	238	12	28	9	28	1

THIS REPORT INCLUDES TOLL TYPES: TOLL



DATE: 03/21/90  
TIME: 10:19

UNITED TELEPHONE COMPANY OF FLORIDA  
POINT-TO-POINT STUDY  
10/01/89 TO 10/31/89

EA185A0A/012

PAGE  
7

COMBINED

FROM: APOPKA  
TO : MOUNT DORA

FGD TOLL

MESSAGES	**** DAY (8-5) MESSAGES	NO DISCOUNT**** MINUTES	**EVENING (5-11) MESSAGES	DISCOUNTED** MINUTES	**NIGHT + WEEKEND MESSAGES	DISCOUNTED** MINUTES	TOTAL CUSTOMERS
126	42	124	62	88	22	38	1
132	99	137	12	35	21	31	1
136	131	299	4	18	1	3	1
141	108	376	15	22	18	43	1
160	160	285	0	0	0	0	1
226	29	98	121	470	76	215	1
245	203	758	22	84	20	39	1
253	250	290	3	4	0	0	1
295	69	163	94	185	132	287	1
TOTALS	14965	43409	9666	45750	7427	26586	19179
26+	6001	15241	2724	9985	2369	7187	230

THIS REPORT INCLUDES TOLL TYPES: TOLL

DATE:03/28/90

UNITED TELEPHONE COMPANY OF FLORIDA

TIME:14.34.40

POINT-TO-POINT STUDY

FROM: REEDY CREEK

89/10/01 TO 89/10/31

TOLL

SUMMARY TO : MOUNT DORA EXCHANGE

	RESIDENCE	BUSINESS	TOTAL
1. ACCESS LINES	3,175	1,972	5,147
2. CUSTOMERS BILLED	3,175	1,129	4,304
3. NUMBER OF CUSTOMERS ORIGINATING 1 OR MORE MESSAGES	44	56	100
4. ORIGINATING MESSAGES	149	202	351
5. MESSAGE MINUTES	948	784	1,732
6. MESSAGE REVENUE	\$163.45	\$209.06	\$372.51
7. PERCENT CUSTOMER USAGE 1 OR MORE MESSAGE (L3/L2)	1	5	2
8. AVERAGE MESSAGES PER ACCESS LINE (L4/L1)	.05	.10	.07
9. AVERAGE MESSAGES PER CALLING CUSTOMER (L4/L3)	3.39	3.61	3.51
10. AVERAGE MINUTES PER MESSAGE (L5/L4)	6.36	3.88	4.93
11. AVERAGE REVENUE PER MESSAGE (L6/L4)	\$1.10	\$1.03	\$1.06
12. AVERAGE MESSAGE REVENUE PER ACCESS LINE (L6/L1)	\$.05	\$.11	\$.07
13. AVERAGE MESSAGE REVENUE PER CALLING CUSTOMER (L6/L3)	\$3.71	\$3.73	\$3.73
14. NUMBER OF CUSTOMERS ORIGINATING 2 OR MORE MESSAGES	16	23	39
15. PERCENT CUSTOMER USAGE 2 OR MORE MESSAGES (L14/L2)	1	2	1

THIS REPORT INCLUDES TOLL TYPES: TOLL

REVENUES SHOWN REFLECT MESSAGES RATED AT FULL TOLL RATES.

DATE: 03/16/90  
TIME: 09:35

UNITED TELEPHONE COMPANY OF FLORIDA  
POINT-TO-POINT STUDY  
10/01/89 TO 10/31/89

EA185A0A/012

RESIDENCE FROM: REEDY CREEK  
TO : MOUNT DORA

FGC TOLL

MESSAGES	**** DAY (8-5) MESSAGES	NO DISCOUNT REVENUE	**** MINUTES	**EVENING (5-11) MESSAGES	DISCOUNTED REVENUE	** MINUTES	**NIGHT + WEEKEND MESSAGES	DISCOUNTED REVENUE	** MINUTES	TOTAL CUSTOMERS	TOTAL REVENUE
0	0	0.00	0	0	0.00	0	0	0.00	0	3131	0.00
1	7	11.64	44	17	16.10	74	4	14.81	127	28	42.55
2	0	0.00	0	4	6.00	33	4	2.39	19	4	8.39
3	1	0.34	1	3	3.86	21	8	2.38	17	4	6.58
4	2	0.68	2	2	0.50	2	0	0.00	0	1	1.18
5	4	8.49	35	3	2.47	13	3	3.26	27	2	14.22
6	0	0.00	0	0	0.00	0	6	6.08	50	1	6.08
7	0	0.00	0	4	2.35	6	3	2.69	22	1	5.04
8	0	0.00	0	6	15.13	85	2	1.60	13	1	16.73
28	2	2.75	11	15	19.98	109	11	9.09	74	1	31.82
38	4	5.50	22	20	22.08	119	14	3.28	22	1	30.86
TOTALS	20	29.40	115	74	88.47	462	55	45.58	371	3175	163.45
26+	6	8.25	33	35	42.06	228	25	12.37	96	2	62.68

THIS REPORT INCLUDES TOLL TYPES: TOLL  
REVENUES SHOWN REFLECT MESSAGES RATED AT FULL TOLL RATES.

DATE: 03/16/90  
TIME: 09:35

UNITED TELEPHONE COMPANY OF FLORIDA  
POINT-TO-POINT STUDY  
10/01/89 TO 10/31/89

EA185A0A/012

PAGE  
2

BUSINESS FROM: REEDY CREEK  
TO : MOUNT DORA

FGC TOLL

MESSAGES	**** DAY (8-5) MESSAGES	NO DISCOUNT REVENUE	**** MINUTES	**EVENING (5-11) MESSAGES	DISCOUNTED REVENUE	** MINUTES	**NIGHT + MESSAGES	WEEKEND REVENUE	DISCOUNTED MINUTES	TOTAL CUSTOMERS	TOTAL REVENUE
0	0	0.00	0	0	0.00	0	0	0.00	0	1073	0.00
1	20	33.62	104	10	12.41	37	3	3.54	12	33	49.57
2	8	9.76	31	3	6.22	26	5	3.15	12	8	19.13
3	17	16.94	59	3	8.02	46	1	1.26	4	7	26.22
4	4	5.07	6	3	5.82	15	1	1.28	2	2	12.17
5	5	4.23	16	0	0.00	0	0	0.00	0	1	4.23
7	5	3.31	12	1	0.42	2	1	0.17	1	1	3.90
8	5	2.85	10	1	0.94	5	2	0.45	3	1	4.24
9	3	5.11	11	4	9.69	37	2	3.56	17	1	18.36
10	8	12.40	24	0	0.00	0	2	2.53	8	1	14.93
85	4	2.74	10	81	53.57	274	0	0.00	0	1	56.31
TOTALS	79	96.03	283	106	97.09	442	17	15.94	59	1129	209.06
26+	4	2.74	10	81	53.57	274	0	0.00	0	1	56.31

THIS REPORT INCLUDES TOLL TYPES: TOLL  
REVENUES SHOWN REFLECT MESSAGES RATED AT FULL TOLL RATES.

DATE: 03/16/90  
 TIME: 09:35

UNITED TELEPHONE COMPANY OF FLORIDA  
 POINT-TO-POINT STUDY  
 10/01/89 TO 10/31/89

EA185A0A/012

PAGE  
 3

COMBINED

FROM: REEDY CREEK  
 TO : MOUNT DORA

FGC TOLL

MESSAGES	**** DAY (8-5) MESSAGES	NO DISCOUNT**** REVENUE	MINUTES	**EVENING (5-11) MESSAGES	DISCOUNTED** REVENUE	MINUTES	**NIGHT + WEEKEND MESSAGES	DISCOUNTED** REVENUE	MINUTES	TOTAL CUSTOMERS	TOTAL REVENUE
0	0	0.00	0	0	0.00	0	0	0.00	0	4204	0.00
1	27	45.26	148	27	28.51	111	7	18.35	139	61	92.12
2	8	9.76	31	7	12.22	59	9	5.54	31	12	27.52
3	18	17.28	60	6	11.88	67	9	3.64	21	11	32.80
4	6	5.75	8	5	6.32	17	1	1.28	2	3	13.35
5	9	12.72	51	3	2.47	13	3	3.26	27	3	18.45
6	0	0.00	0	0	0.00	0	6	6.08	50	1	6.08
7	5	3.31	12	5	2.77	8	4	2.86	23	2	8.94
8	5	2.85	10	7	16.07	90	4	2.05	16	2	20.97
9	3	5.11	11	4	9.69	37	2	3.56	17	1	18.36
10	8	12.40	24	0	0.00	0	2	2.53	8	1	14.93
28	2	2.75	11	15	19.98	109	11	9.09	74	1	31.82
38	4	5.50	22	20	22.08	119	14	3.28	22	1	30.86
85	4	2.74	10	81	53.57	274	0	0.00	0	1	56.31
TOTALS	99	125.43	398	180	185.56	904	72	61.52	430	4304	372.51
26+	10	10.99	43	116	95.63	502	25	12.37	96	3	118.99

THIS REPORT INCLUDES TOLL TYPES: TOLL  
 REVENUES SHOWN REFLECT MESSAGES RATED AT FULL TOLL RATES.

DATE:03/28/90  
TIME:14.34.40UNITED TELEPHONE COMPANY OF FLORIDA  
POINT-TO-POINT STUDYFROM: WINDERMERE  
SUMMARY TO : MOUNT DORA EXCHANGE

89/10/01 TO 89/10/31

TOLL

	RESIDENCE	BUSINESS	TOTAL
1. ACCESS LINES	3,651	480	4,131
2. CUSTOMERS BILLED	3,651	350	4,001
3. NUMBER OF CUSTOMERS ORIGINATING 1 OR MORE MESSAGES	138	23	161
4. ORIGINATING MESSAGES	370	48	418
5. MESSAGE MINUTES	2,767	226	2,993
6. MESSAGE REVENUE	\$378.55	\$43.62	\$422.17
7. PERCENT CUSTOMER USAGE 1 OR MORE MESSAGE (L3/L2)	4	7	4
8. AVERAGE MESSAGES PER ACCESS LINE (L4/L1)	.10	.10	.10
9. AVERAGE MESSAGES PER CALLING CUSTOMER (L4/L3)	2.68	2.09	2.60
10. AVERAGE MINUTES PER MESSAGE (L5/L4)	7.48	4.71	7.16
11. AVERAGE REVENUE PER MESSAGE (L6/L4)	\$1.02	\$.91	\$1.01
12. AVERAGE MESSAGE REVENUE PER ACCESS LINE (L6/L1)	\$.10	\$.09	\$.10
13. AVERAGE MESSAGE REVENUE PER CALLING CUSTOMER (L6/L3)	\$2.74	\$1.90	\$2.62
14. NUMBER OF CUSTOMERS ORIGINATING 2 OR MORE MESSAGES	69	12	81
15. PERCENT CUSTOMER USAGE 2 OR MORE MESSAGES (L14/L2)	2	3	2

THIS REPORT INCLUDES TOLL TYPES: TOLL  
REVENUES SHOWN REFLECT MESSAGES RATED AT FULL TOLL RATES.

DATE: 03/16/90  
TIME: 09:52

UNITED TELEPHONE COMPANY OF FLORIDA  
POINT-TO-POINT STUDY  
10/01/89 TO 10/31/89

EA185A0A/012  
FGC TOLL

RESIDENCE FROM: WINDERMERE  
TO : MOUNT DORA

MESSAGES	**** DAY (8-5) MESSAGES	NO DISCOUNT REVENUE	**** MINUTES	**EVENING (5-11) MESSAGES	DISCOUNTED REVENUE	** MINUTES	**NIGHT + WEEKEND MESSAGES	DISCOUNTED REVENUE	** MINUTES	TOTAL CUSTOMERS	TOTAL REVENUE
0	0	0.00	0	0	0.00	0	0	0.00	0	3513	0.00
1	19	14.28	75	28	25.27	175	22	6.44	64	69	45.99
2	18	27.50	149	31	27.78	177	21	17.57	182	35	72.85
3	7	11.24	65	14	16.98	131	6	2.76	30	9	30.98
4	10	16.68	78	14	15.18	119	8	4.64	52	8	36.50
5	0	0.00	0	5	2.01	13	5	1.82	19	2	3.83
6	13	8.92	46	2	0.78	5	9	2.86	29	4	12.56
7	0	0.00	0	2	1.62	12	5	1.02	9	1	2.64
8	2	0.56	2	8	8.16	62	6	2.87	22	2	11.59
9	2	5.20	36	11	12.39	95	5	0.70	5	2	18.29
10	7	5.80	31	2	0.54	3	1	0.14	1	1	6.48
11	0	0.00	0	11	10.83	82	0	0.00	0	1	10.83
13	1	1.44	2	7	1.47	7	5	0.70	5	1	3.61
15	2	11.44	70	6	31.10	255	7	25.30	246	1	67.84
20	0	0.00	0	13	18.93	148	7	4.34	49	1	23.27
28	14	19.28	110	7	7.71	59	7	4.30	47	1	31.29
TOTALS	95	122.34	664	161	180.75	1343	114	75.46	760	3651	378.55
26+	14	19.28	110	7	7.71	59	7	4.30	47	1	31.29

THIS REPORT INCLUDES TOLL TYPES: TOLL  
REVENUES SHOWN REFLECT MESSAGES RATED AT FULL TOLL RATES.

|||

DATE: 03/16/90  
TIME: 09:52

UNITED TELEPHONE COMPANY OF FLORIDA  
POINT-TO-POINT STUDY  
10/01/89 TO 10/31/89

EA185A0A/012  
FGC TOLL

BUSINESS FROM: WINDERMERE  
TO : MOUNT DORA

MESSAGES	**** DAY (8-5) MESSAGES	NO DISCOUNT REVENUE	**** MINUTES	**EVENING (5-11) MESSAGES	DISCOUNTED REVENUE	** MINUTES	**NIGHT + WEEKEND MESSAGES	DISCOUNTED REVENUE	** MINUTES	TOTAL CUSTOMERS	TOTAL REVENUE
0	0	0.00	0	0	0.00	0	0	0.00	0	327	0.00
1	8	8.74	33	2	1.17	2	1	2.22	27	11	12.13
2	7	7.24	40	3	3.09	11	0	0.00	0	5	10.33
3	7	7.57	28	3	3.54	21	2	1.86	3	4	12.97
4	4	2.08	10	0	0.00	0	0	0.00	0	1	2.08
5	1	0.60	3	1	0.33	2	3	1.70	19	1	2.63
6	0	0.00	0	4	2.88	21	2	0.60	6	1	3.48
TOTALS	27	26.23	114	13	11.01	57	8	6.38	55	350	43.62
26+	0	0.00	0	0	0.00	0	0	0.00	0	0	0.00

THIS REPORT INCLUDES TOLL TYPES: TOLL  
REVENUES SHOWN REFLECT MESSAGES RATED AT FULL TOLL RATES.

!!!



DATE: 03/16/90  
 TIME: 09:52

UNITED TELEPHONE COMPANY OF FLORIDA  
 POINT-TO-POINT STUDY  
 10/01/89 TO 10/31/89

EA185A0A/012

COMBINED FROM: WINDERMERE  
 TO : MOUNT DORA

FGC TOLL

MESSAGES	**** DAY (8-5) MESSAGES	NO DISCOUNT REVENUE	**** MINUTES	**EVENING (5-11) MESSAGES	DISCOUNTED REVENUE	** MINUTES	**NIGHT + WEEKEND MESSAGES	DISCOUNTED REVENUE	** MINUTES	TOTAL CUSTOMERS	TOTAL REVENUE
0	0	0.00	0	0	0.00	0	0	0.00	0	3840	0.00
1	27	23.02	108	30	26.44	177	23	8.66	91	80	58.12
2	25	34.74	189	34	30.87	188	21	17.57	182	40	83.18
3	14	18.81	93	17	20.52	152	8	4.62	33	13	43.95
4	14	18.76	88	14	15.18	119	8	4.64	52	9	38.58
5	1	0.60	3	6	2.34	15	8	3.52	38	3	6.46
6	13	8.92	46	6	3.66	26	11	3.46	35	5	16.04
7	0	0.00	0	2	1.62	12	5	1.02	9	1	2.64
8	2	0.56	2	8	8.16	62	6	2.87	22	2	11.59
9	2	5.20	36	11	12.39	95	5	0.70	5	2	18.29
10	7	5.80	31	2	0.54	3	1	0.14	1	1	6.48
11	0	0.00	0	11	10.83	82	0	0.00	0	1	10.83
13	1	1.44	2	7	1.47	7	5	0.70	5	1	3.61
15	2	11.44	70	6	31.10	255	7	25.30	246	1	67.84
20	0	0.00	0	13	18.93	148	7	4.34	49	1	23.27
28	14	19.28	110	7	7.71	59	7	4.30	47	1	31.29
TOTALS	122	148.57	778	174	191.76	1400	122	81.84	815	4001	422.17
26+	14	19.28	110	7	7.71	59	7	4.30	47	1	31.29

THIS REPORT INCLUDES TOLL TYPES: TOLL  
 REVENUES SHOWN REFLECT MESSAGES RATED AT FULL TOLL RATES.

DATE:03/28/90  
 TIME:14.34.40

UNITED TELEPHONE COMPANY OF FLORIDA  
 POINT-TO-POINT STUDY  
 89/10/01 TO 89/10/31

FROM: WINTER GARDEN

TOLL

SUMMARY TO : MOUNT DORA EXCHANGE

	RESIDENCE	BUSINESS	TOTAL
1. ACCESS LINES	10,025	2,991	13,016
2. CUSTOMERS BILLED	10,025	1,912	11,937
3. NUMBER OF CUSTOMERS ORIGINATING 1 OR MORE MESSAGES	572	322	894
4. ORIGINATING MESSAGES	1,785	1,129	2,914
5. MESSAGE MINUTES	10,329	3,705	14,034
6. MESSAGE REVENUE	\$ .00	\$ .00	\$ .00
7. PERCENT CUSTOMER USAGE 1 OR MORE MESSAGE (L3/L2)	6	17	7
8. AVERAGE MESSAGES PER ACCESS LINE (L4/L1)	.18	.38	.22
9. AVERAGE MESSAGES PER CALLING CUSTOMER (L4/L3)	3.12	3.51	3.26
10. AVERAGE MINUTES PER MESSAGE (L5/L4)	5.79	3.28	4.82
11. AVERAGE REVENUE PER MESSAGE (L6/L4)	\$ .00	\$ .00	\$ .00
12. AVERAGE MESSAGE REVENUE PER ACCESS LINE (L6/L1)	\$ .00	\$ .00	\$ .00
13. AVERAGE MESSAGE REVENUE PER CALLING CUSTOMER (L6/L3)	\$ .00	\$ .00	\$ .00
14. NUMBER OF CUSTOMERS ORIGINATING 2 OR MORE MESSAGES	282	173	455
15. PERCENT CUSTOMER USAGE 2 OR MORE MESSAGES (L14/L2)	3	9	4

THIS REPORT INCLUDES TOLL TYPES: TOLL  
 MESSAGES IN THIS STUDY ORIGINATE FROM AN EQUAL ACCESS OFFICE

DATE: 03/21/90  
TIME: 12:51

UNITED TELEPHONE COMPANY OF FLORIDA  
POINT-TO-POINT STUDY  
10/01/89 TO 10/31/89

EA185A0A/012  
FGD TOLL

PAGE  
1

RESIDENCE FROM: WINTER GARDEN  
TO : MOUNT DORA

MESSAGES	**** DAY (8-5) MESSAGES	NO DISCOUNT**** MINUTES	**EVENING (5-11) MESSAGES	DISCOUNTED** MINUTES	**NIGHT + WEEKEND MESSAGES	DISCOUNTED** MINUTES	TOTAL CUSTOMERS
0	0	0	0	0	0	0	9453
1	99	405	126	998	65	366	299
2	51	424	59	317	64	214	87
3	56	316	80	416	44	143	60
4	52	178	53	314	35	164	35
5	37	180	41	295	17	140	19
6	36	155	52	304	32	70	20
7	27	128	43	190	14	42	12
8	12	51	25	235	27	111	8
9	9	51	13	112	23	138	5
10	14	65	14	96	2	3	3
11	21	142	16	239	7	103	4
12	31	72	27	123	26	163	7
13	23	66	6	34	10	76	3
14	10	30	15	152	17	57	3
15	19	45	30	153	11	38	4
17	15	70	12	133	7	121	2
18	0	0	10	50	8	16	1
20	24	81	13	50	23	57	3
22	0	0	15	139	7	15	1
25	14	36	7	28	4	28	1
26	19	45	28	193	5	10	2
38	7	94	17	204	14	393	1
45	8	77	32	349	5	26	1
TOTALS	584	2711	734	5124	467	2494	10025
26+	34	216	77	746	24	429	4

THIS REPORT INCLUDES TOLL TYPES: TOLL

DATE: 03/21/90  
TIME: 12:51

UNITED TELEPHONE COMPANY OF FLORIDA  
POINT-TO-POINT STUDY  
10/01/89 TO 10/31/89

EA185A0A/012

PAGE  
2

BUSINESS

FROM: WINTER GARDEN  
TO : MOUNT DORA

FGD TOLL

MESSAGES	**** DAY (8-5) MESSAGES	NO DISCOUNT**** MINUTES	**EVENING (5-11) MESSAGES	DISCOUNTED** MINUTES	**NIGHT + WEEKEND MESSAGES	DISCOUNTED** MINUTES	TOTAL CUSTOMERS
0	0	0	0	0	0	0	1590
1	104	307	24	106	21	63	149
2	87	294	24	100	11	30	61
3	55	169	10	35	10	21	25
4	61	177	13	44	10	32	21
5	42	121	20	60	23	65	17
6	61	203	11	21	6	12	13
7	27	85	6	18	2	15	5
8	46	137	2	15	0	0	6
9	28	83	10	30	7	29	5
10	5	11	2	5	3	6	1
12	27	135	5	16	4	14	3
13	13	24	0	0	0	0	1
14	23	77	0	0	5	18	2
18	18	40	0	0	0	0	1
19	6	27	12	24	1	6	1
20	20	98	0	0	0	0	1
21	17	39	3	8	1	3	1
22	18	32	0	0	4	7	1
23	14	91	4	46	5	18	1
25	19	51	14	28	17	40	2
27	38	164	10	18	6	10	2
28	40	94	8	19	8	37	2
38	32	186	6	41	0	0	1
TOTALS	801	2645	184	634	144	426	1912
26+	110	444	24	78	14	47	5

THIS REPORT INCLUDES TOLL TYPES: TOLL

DATE: 03/21/90  
 TIME: 12:51

UNITED TELEPHONE COMPANY OF FLORIDA  
 POINT-TO-POINT STUDY  
 10/01/89 TO 10/31/89

EAI85A0A/012

COMBINED

FROM: WINTER GARDEN  
 TO : MOUNT DORA

FGD TOLL

MESSAGES	**** DAY (8-5) MESSAGES	NO DISCOUNT**** MINUTES	**EVENING (5-11) MESSAGES	DISCOUNTED** MINUTES	**NIGHT + WEEKEND MESSAGES	DISCOUNTED** MINUTES	TOTAL CUSTOMERS
0	0	0	0	0	0	0	11043
1	203	712	150	1104	86	429	439
2	138	718	83	417	75	244	148
3	111	485	90	451	54	164	85
4	113	355	66	358	45	196	56
5	79	301	61	355	40	205	36
6	97	358	63	325	38	82	33
7	54	213	49	208	16	57	17
8	58	188	27	250	27	111	14
9	37	134	23	142	30	167	10
10	19	76	16	101	5	9	4
11	21	142	16	239	7	103	4
12	58	207	32	139	30	177	10
13	36	90	6	34	10	76	4
14	33	107	15	152	22	75	5
15	19	45	30	153	11	38	4
17	15	70	12	133	7	121	2
18	18	40	10	50	8	16	2
19	6	27	12	24	1	6	1
20	44	179	13	50	23	57	4
21	17	39	3	8	1	3	1
22	18	32	15	139	11	22	2
23	14	91	4	46	5	18	1
25	33	87	21	56	21	68	3
26	19	45	28	193	5	10	2
27	38	164	10	18	6	10	2
28	40	94	8	19	8	37	2
33	39	280	23	245	14	393	2
45	8	77	32	349	5	26	1
TOTALS	1385	5356	918	5758	611	2920	11937
26+	144	660	101	824	38	476	9

THIS REPORT INCLUDES TOLL TYPES: TOLL

DATE:03/28/90  
TIME:14.34.40UNITED TELEPHONE COMPANY OF FLORIDA  
POINT-TO-POINT STUDYFROM: WINTER PARK  
TO : MOUNT DORA EXCHANGE

89/10/01 TO 89/10/31

TOLL

SUMMARY

	RESIDENCE	BUSINESS	TOTAL
1. ACCESS LINES	108,606	51,028	159,634
2. CUSTOMERS BILLED	108,606	29,494	138,100
3. NUMBER OF CUSTOMERS ORIGINATING 1 OR MORE MESSAGES	4,772	3,524	8,296
4. ORIGINATING MESSAGES	15,260	13,452	28,712
5. MESSAGE MINUTES	87,091	42,718	129,809
6. MESSAGE REVENUE	\$ .00	\$ .00	\$ .00
7. PERCENT CUSTOMER USAGE 1 OR MORE MESSAGE (L3/L2)	4	12	6
8. AVERAGE MESSAGES PER ACCESS LINE (L4/L1)	.14	.26	.18
9. AVERAGE MESSAGES PER CALLING CUSTOMER (L4/L3)	3.20	3.82	3.46
10. AVERAGE MINUTES PER MESSAGE (L5/L4)	5.71	3.18	4.52
11. AVERAGE REVENUE PER MESSAGE (L6/L4)	\$ .00	\$ .00	\$ .00
12. AVERAGE MESSAGE REVENUE PER ACCESS LINE (L6/L1)	\$ .00	\$ .00	\$ .00
13. AVERAGE MESSAGE REVENUE PER CALLING CUSTOMER (L6/L3)	\$ .00	\$ .00	\$ .00
14. NUMBER OF CUSTOMERS ORIGINATING 2 OR MORE MESSAGES	2,441	1,903	4,344
15. PERCENT CUSTOMER USAGE 2 OR MORE MESSAGES (L14/L2)	2	6	3

THIS REPORT INCLUDES TOLL TYPES: TOLL  
MESSAGES IN THIS STUDY ORIGINATE FROM AN EQUAL ACCESS OFFICE

DATE: 03/21/90  
TIME: 13:44

UNITED TELEPHONE COMPANY OF FLORIDA  
POINT-TO-POINT STUDY  
10/01/89 TO 10/31/89

EA185A0A/012

PAGE  
1

RESIDENCE FROM: WINTER PARK  
TO : MOUNT DORA

FGD TOLL

MESSAGES	*** DAY (8-5) MESSAGES	NO DISCOUNT*** MINUTES	**EVENING (5-11) MESSAGES	DISCOUNTED** MINUTES	**NIGHT + WEEKEND MESSAGES	DISCOUNTED** MINUTES	TOTAL CUSTOMERS
0	0	0	0	0	0	0	103834
1	767	2844	925	6313	639	3062	2331
2	543	2233	738	4804	505	2880	893
3	386	1499	554	3330	413	2340	451
4	264	1086	458	2768	254	1398	244
5	298	1232	408	3015	264	1549	194
6	206	903	269	2009	179	1443	109
7	165	836	299	2377	166	902	90
8	203	864	258	2087	195	993	82
9	144	610	242	1813	181	949	63
10	165	744	206	1662	139	599	51
11	118	729	239	1776	138	747	45
12	99	346	186	1457	123	720	34
13	93	562	113	947	67	494	21
14	84	368	75	699	65	333	16
15	107	544	141	761	97	468	23
16	40	235	62	377	74	305	11
17	45	235	82	499	60	288	11
18	39	307	93	651	48	267	10
19	50	281	81	396	40	181	9
20	68	345	89	595	83	311	12
21	42	128	74	555	31	304	7
22	73	290	117	591	52	169	11
23	62	310	89	385	56	225	9
24	27	139	26	82	19	57	3
25	43	412	54	557	53	380	6
26	10	38	42	291	26	116	3
27	6	31	13	35	8	35	1
28	0	0	25	510	3	37	1
29	44	180	46	169	26	77	4
30	47	105	30	86	13	48	3
31	27	124	34	215	32	166	3
32	15	77	53	281	28	265	3
33	12	20	42	314	12	104	2
35	14	179	12	98	9	75	1
36	36	214	0	0	0	0	1
37	7	30	17	64	13	19	1
38	11	26	15	106	12	22	1
39	44	253	18	69	16	50	2
40	6	56	21	219	13	69	1
41	22	188	68	649	33	162	3

THIS REPORT INCLUDES TOLL TYPES: TOLL

DATE: 03/21/90  
TIME: 13:44

UNITED TELEPHONE COMPANY OF FLORIDA  
POINT-TO-POINT STUDY  
10/01/89 TO 10/31/89

EA185A0A/012

RESIDENCE FROM: WINTER PARK  
TO : MOUNT DORA

FGD TOLL

MESSAGES	**** DAY (8-5) MESSAGES	NO DISCOUNT**** MINUTES	**EVENING (5-11) MESSAGES	DISCOUNTED** MINUTES	**NIGHT + WEEKEND MESSAGES	DISCOUNTED** MINUTES	TOTAL CUSTOMERS
45	33	96	6	20	6	13	1
46	5	15	22	100	19	99	1
48	18	34	42	97	36	62	2
63	62	199	0	0	1	4	1
79	33	198	37	276	9	54	1
TOTALS	4583	20145	6421	44105	4256	22841	108606
26+	452	2063	543	3599	315	1477	36

THIS REPORT INCLUDES TOLL TYPES: TOLL



DATE: 03/21/90  
TIME: 13:44

UNITED TELEPHONE COMPANY OF FLORIDA  
POINT-TO-POINT STUDY  
10/01/89 TO 10/31/89

EA185A0A/012  
FGD TOLL

BUSINESS FROM: WINTER PARK  
TO : MOUNT DORA

MESSAGES	**** DAY (8-5) MESSAGES	NO DISCOUNT**** MINUTES	***EVENING (5-11) MESSAGES	DISCOUNTED** MINUTES	**NIGHT + WEEKEND MESSAGES	DISCOUNTED** MINUTES	TOTAL CUSTOMERS
0	0	0	0	0	0	0	25970
1	1168	3705	285	1154	168	595	1621
2	952	2834	182	634	152	432	643
3	824	2313	163	594	102	255	363
4	599	1642	122	476	95	306	204
5	571	1556	123	388	46	155	148
6	542	1909	108	385	46	154	116
7	372	1274	57	242	40	93	67
8	302	948	50	155	40	152	49
9	263	900	78	355	46	171	43
10	270	837	36	181	24	124	33
11	224	702	56	170	39	130	29
12	201	629	25	111	26	64	21
13	243	681	61	236	47	129	27
14	226	724	29	77	25	97	20
15	95	258	21	76	19	87	9
16	191	685	14	66	3	4	13
17	123	360	48	162	33	80	12
18	28	138	5	92	3	6	2
19	84	237	31	96	18	45	7
20	81	273	14	45	5	8	5
21	109	437	26	86	12	41	7
22	107	269	47	244	22	78	8
23	114	322	35	63	12	29	7
24	69	178	15	34	12	18	4
25	76	214	17	40	7	18	4
26	136	390	7	10	13	28	6
27	123	430	12	37	27	83	6
28	49	154	4	5	3	20	2
29	49	147	7	19	2	5	2
30	65	192	5	13	20	111	3
31	117	578	7	28	0	0	4
32	17	69	14	47	33	74	2
33	80	294	21	80	31	70	4
34	24	34	9	12	1	1	1
36	34	102	0	0	2	2	1
38	73	230	27	77	14	45	3
39	43	138	25	144	10	58	2
40	36	154	4	8	0	0	1
42	29	67	5	11	8	27	1
44	41	106	1	1	2	4	1

THIS REPORT INCLUDES TOLL TYPES: TOLL

DATE: 03/21/90  
TIME: 13:44

UNITED TELEPHONE COMPANY OF FLORIDA  
POINT-TO-POINT STUDY  
10/01/89 TO 10/31/89

EA185A0A/012

PAGE  
4

BUSINESS FROM: WINTER PARK  
TO : MOUNT DORA

FGD TOLL

MESSAGES	**** DAY (8-5) MESSAGES	NO DISCOUNT**** MINUTES	**EVENING (5-11) MESSAGES	DISCOUNTED** MINUTES	**NIGHT + WEEKEND MESSAGES	DISCOUNTED** MINUTES	TOTAL CUSTOMERS
45	44	94	1	3	0	0	1
48	90	232	1	1	5	6	2
49	43	199	5	29	1	1	1
50	48	157	2	3	0	0	1
51	31	41	14	19	6	13	1
52	50	155	2	3	0	0	1
53	123	265	7	11	29	49	3
55	55	152	0	0	0	0	1
57	55	353	2	27	0	0	1
62	55	369	7	36	0	0	1
69	19	45	0	0	50	116	1
70	45	55	25	27	0	0	1
72	45	62	14	19	13	16	1
77	74	183	3	5	0	0	1
83	82	537	1	13	0	0	1
85	69	223	15	53	1	1	1
86	66	122	11	34	9	19	1
105	99	223	3	3	3	3	1
133	132	423	1	2	0	0	1
242	212	666	30	87	0	0	1
TOTALS	10187	31666	1940	7029	1325	4023	29494
26+	2353	7641	292	867	283	752	62

THIS REPORT INCLUDES TOLL TYPES: TOLL

DATE: 03/21/90  
TIME: 13:44

UNITED TELEPHONE COMPANY OF FLORIDA  
POINT-TO-POINT STUDY  
10/01/89 TO 10/31/89

EA185A0A/012

PAGE  
5

COMBINED FROM: WINTER PARK  
TO : MOUNT DORA

FGD TOLL

MESSAGES	**** DAY (8-5) MESSAGES	NO DISCOUNT**** MINUTES	**EVENING (5-11) MESSAGES	DISCOUNTED** MINUTES	**NIGHT + WEEKEND MESSAGES	DISCOUNTED** MINUTES	TOTAL CUSTOMERS
0	0	0	0	0	0	0	129804
1	1935	6549	1210	7467	807	3657	3952
2	1495	5067	920	5438	657	3312	1536
3	1210	3812	717	3924	515	2595	814
4	863	2728	580	3244	349	1704	448
5	869	2788	531	3403	310	1704	342
6	748	2812	377	2394	225	1597	225
7	537	2110	356	2619	206	995	157
8	505	1812	308	2242	235	1145	131
9	407	1510	320	2168	227	1120	106
10	435	1581	242	1843	163	723	84
11	342	1431	295	1946	177	877	74
12	300	975	211	1568	149	784	55
13	336	1243	174	1183	114	623	48
14	310	1092	104	776	90	430	36
15	202	802	162	837	116	555	32
16	231	920	76	443	77	309	24
17	168	595	130	661	93	368	23
18	67	445	98	743	51	273	12
19	134	518	112	492	58	226	16
20	149	618	103	640	88	319	17
21	151	565	100	641	43	345	14
22	180	559	164	835	74	247	19
23	176	632	124	448	68	254	16
24	96	317	41	116	31	75	7
25	119	626	71	597	60	398	10
26	146	428	49	301	39	144	9
27	129	461	25	72	35	118	7
28	49	154	29	515	6	57	3
29	93	327	53	188	28	82	6
30	112	297	35	99	33	159	6
31	144	702	41	243	32	166	7
32	32	146	67	328	61	339	5
33	92	314	63	394	43	174	6
34	24	34	9	12	1	1	1
35	14	179	12	98	9	75	1
36	70	316	0	0	2	2	2
37	7	30	17	64	13	19	1
38	84	256	42	183	26	67	4
39	87	391	43	213	26	108	4
40	42	210	25	227	13	69	2

THIS REPORT INCLUDES TOLL TYPES: TOLL

DATE: 03/21/90  
TIME: 13:44

UNITED TELEPHONE COMPANY OF FLORIDA  
POINT-TO-POINT STUDY  
10/01/89 TO 10/31/89

EA185A0A/012  
FGD TOLL

COMBINED FROM: WINTER PARK  
TO : MOUNT DORA

MESSAGES	**** DAY (8-5) MESSAGES	NO DISCOUNT**** MINUTES	**EVENING (5-11) MESSAGES	DISCOUNTED** MINUTES	**NIGHT + WEEKEND MESSAGES	DISCOUNTED** MINUTES	TOTAL CUSTOMERS
41	22	188	68	649	33	162	3
42	29	67	5	11	8	27	1
44	41	106	1	1	2	4	1
45	77	190	7	23	6	13	2
46	5	15	22	100	19	99	1
48	108	266	43	98	41	68	4
49	43	199	5	29	1	1	1
50	48	157	2	3	0	0	1
51	31	41	14	19	6	13	1
52	50	155	2	3	0	0	1
53	123	265	7	11	29	49	3
55	55	152	0	0	0	0	1
57	55	353	2	27	0	0	1
62	55	369	7	36	0	0	1
63	62	199	0	0	1	4	1
69	19	45	0	0	50	116	1
70	45	55	25	27	0	0	1
72	45	62	14	19	13	16	1
77	74	183	3	5	0	0	1
79	33	198	37	276	9	54	1
83	82	537	1	13	0	0	1
85	69	223	15	53	1	1	1
86	66	122	11	34	9	19	1
105	99	223	3	3	3	3	1
133	132	423	1	2	0	0	1
242	212	666	30	87	0	0	1
TOTALS	14770	51811	8361	51134	5581	26864	138100
26+	2805	9704	835	4466	598	2229	98

THIS REPORT INCLUDES TOLL TYPES: TOLL

DATE:03/28/90  
 TIME:14.34.40

UNITED TELEPHONE COMPANY OF FLORIDA  
 POINT-TO-POINT STUDY  
 89/10/01 TO 89/10/31

FROM: APOPKA  
 TO : MOUNT DORA POCKET

TOLL

SUMMARY

	RESIDENCE	BUSINESS	TOTAL
1. ACCESS LINES	16,302	4,306	20,608
2. CUSTOMERS BILLED	16,302	2,877	19,179
3. NUMBER OF CUSTOMERS ORIGINATING 1 OR MORE MESSAGES	956	401	1,357
4. ORIGINATING MESSAGES	3,899	2,137	6,036
5. MESSAGE MINUTES	17,468	5,309	22,777
6. MESSAGE REVENUE	\$ .00	\$ .00	\$ .00
7. PERCENT CUSTOMER USAGE 1 OR MORE MESSAGE (L3/L2)	6	14	7
8. AVERAGE MESSAGES PER ACCESS LINE (L4/L1)	.24	.50	.29
9. AVERAGE MESSAGES PER CALLING CUSTOMER (L4/L3)	4.08	5.33	4.45
10. AVERAGE MINUTES PER MESSAGE (L5/L4)	4.48	2.48	3.77
11. AVERAGE REVENUE PER MESSAGE (L6/L4)	\$ .00	\$ .00	\$ .00
12. AVERAGE MESSAGE REVENUE PER ACCESS LINE (L6/L1)	\$ .00	\$ .00	\$ .00
13. AVERAGE MESSAGE REVENUE PER CALLING CUSTOMER (L6/L3)	\$ .00	\$ .00	\$ .00
14. NUMBER OF CUSTOMERS ORIGINATING 2 OR MORE MESSAGES	532	230	762
15. PERCENT CUSTOMER USAGE 2 OR MORE MESSAGES (L14/L2)	3	8	4

THIS REPORT INCLUDES TOLL TYPES: TOLL  
 MESSAGES IN THIS STUDY ORIGINATE FROM AN EQUAL ACCESS OFFICE

DATE: 03/21/90  
TIME: 14:43

UNITED TELEPHONE COMPANY OF FLORIDA  
POINT-TO-POINT STUDY  
10/01/89 TO 10/31/89

EA185A0A/012  
FGD TOLL

RESIDENCE FROM: APOPKA  
TO : MOUNT DORA POCKET

MESSAGES	**** DAY (8-5) MESSAGES	NO DISCOUNT**** MINUTES	**EVENING (5-11) MESSAGES	DISCOUNTED** MINUTES	**NIGHT + WEEKEND MESSAGES	DISCOUNTED** MINUTES	TOTAL CUSTOMERS
0	0	0	0	0	0	0	15346
1	131	429	172	891	121	404	424
2	98	360	139	552	95	248	166
3	73	219	95	392	69	324	79
4	70	348	165	738	105	416	85
5	46	270	54	255	65	391	33
6	21	74	62	531	55	253	23
7	26	62	113	823	64	377	29
8	32	132	61	296	35	173	16
9	9	30	43	240	20	79	8
10	21	54	48	297	61	322	13
11	23	139	35	175	52	160	10
12	16	52	37	175	31	95	7
13	23	132	31	149	24	53	6
14	19	69	32	80	19	49	5
15	12	27	31	179	32	125	5
16	9	226	48	268	23	67	5
17	12	213	11	132	11	57	2
18	0	0	9	39	9	46	1
19	11	39	19	45	8	16	2
20	5	11	20	37	15	34	2
21	18	113	45	386	21	183	4
22	8	31	27	60	9	12	2
23	24	123	25	165	20	106	3
24	9	31	29	138	10	15	2
25	12	20	55	158	33	74	4
26	14	49	20	80	18	78	2
27	16	31	22	90	16	25	2
29	1	3	21	169	7	27	1
30	0	0	16	56	14	37	1
31	10	35	27	103	25	246	2
32	12	97	6	78	14	59	1
34	20	59	32	208	50	111	3
35	4	11	21	73	10	19	1
36	7	40	13	54	16	83	1
40	0	0	12	67	28	106	1
43	14	133	16	66	13	58	1
46	7	13	24	55	15	21	1
49	23	35	16	37	10	24	1
70	21	64	32	86	17	41	1
78	17	64	25	107	36	86	1

THIS REPORT INCLUDES TOLL TYPES: TOLL

DATE: 03/21/90  
TIME: 14:43

UNITED TELEPHONE COMPANY OF FLORIDA  
POINT-TO-POINT STUDY  
10/01/89 TO 10/31/89

EA185A0A/012

RESIDENCE FROM: APOPKA  
TO : MOUNT DORA POCKET

FGD TOLL

MESSAGES	**** DAY (8-5) MESSAGES	NO DISCOUNT**** MINUTES	**EVENING (5-11) MESSAGES	DISCOUNTED** MINUTES	**NIGHT + WEEKEND MESSAGES	DISCOUNTED** MINUTES	TOTAL CUSTOMERS
TOTALS	894	3838	1709	8530	1296	5100	16302
26+	166	634	303	1329	289	1021	20

THIS REPORT INCLUDES TOLL TYPES: TOLL

DATE: 03/21/90  
TIME: 14:43

UNITED TELEPHONE COMPANY OF FLORIDA  
POINT-TO-POINT STUDY  
10/01/89 TO 10/31/89

EA185A0A/012

BUSINESS

FROM: AOPKA  
TO : MOUNT DORA POCKET

FGD TOLL

MESSAGES	**** DAY (8-5) MESSAGES	NO DISCOUNT**** MINUTES	**EVENING (5-11) MESSAGES	DISCOUNTED** MINUTES	**NIGHT + WEEKEND MESSAGES	DISCOUNTED** MINUTES	TOTAL CUSTOMERS
0	0	0	0	0	0	0	2476
1	106	251	41	110	24	101	171
2	87	241	36	86	19	35	71
3	63	125	37	111	14	29	38
4	69	150	25	72	34	64	32
5	54	100	17	31	19	71	18
6	63	138	20	35	19	47	17
7	22	42	13	52	7	19	6
8	22	50	15	44	11	22	6
9	38	74	15	45	10	35	7
11	18	32	11	38	4	13	3
12	32	58	4	16	12	24	4
13	13	31	15	30	11	45	3
14	13	31	8	21	7	17	2
15	7	15	8	13	15	20	2
16	19	48	5	28	8	12	2
17	13	23	0	0	4	4	1
19	31	82	3	5	4	81	2
20	35	77	3	20	2	7	2
23	18	74	20	40	8	17	2
25	45	90	0	0	5	7	2
26	11	34	10	76	5	23	1
29	10	23	19	22	0	0	1
30	10	38	18	27	2	2	1
39	64	112	7	7	7	14	2
47	40	116	0	0	7	13	1
48	29	79	7	9	12	42	1
80	69	274	7	7	4	17	1
245	203	758	22	84	20	39	1
253	250	290	3	4	0	0	1
TOTALS	1454	3456	389	1033	294	820	2877
26+	686	1724	93	236	57	150	10

THIS REPORT INCLUDES TOLL TYPES: TOLL



DATE: 03/21/90  
TIME: 14:43

UNITED TELEPHONE COMPANY OF FLORIDA  
POINT-TO-POINT STUDY  
10/01/89 TO 10/31/89

EA185A0A/012  
FGD TOLL

COMBINED FROM: APOPKA  
TO : MOUNT DORA POCKET

MESSAGES	**** DAY (8-5) MESSAGES	NO DISCOUNT**** MINUTES	**EVENING (5-11) MESSAGES	DISCOUNTED** MINUTES	**NIGHT + WEEKEND MESSAGES	DISCOUNTED** MINUTES	TOTAL CUSTOMERS
0	0	0	0	0	0	0	17822
1	237	680	213	1001	145	505	595
2	185	601	175	638	114	283	237
3	136	344	132	503	83	353	117
4	139	498	190	810	139	480	117
5	100	370	71	286	84	462	51
6	84	212	82	566	74	300	40
7	48	104	126	875	71	396	35
8	54	182	76	340	46	195	22
9	47	104	58	285	30	114	15
10	21	54	48	297	61	322	13
11	41	171	46	213	56	173	13
12	48	110	41	191	43	119	11
13	36	163	46	179	35	98	9
14	32	100	40	101	26	66	7
15	19	42	39	192	47	145	7
16	28	274	53	296	31	79	7
17	25	236	11	132	15	61	3
18	0	0	9	39	9	46	1
19	42	121	22	50	12	97	4
20	40	88	23	57	17	41	4
21	18	113	45	386	21	183	4
22	8	31	27	60	9	12	2
23	42	197	45	205	28	123	5
24	9	31	29	138	10	15	2
25	57	110	55	158	38	81	6
26	25	83	30	156	23	101	3
27	16	31	22	90	16	25	2
29	11	26	40	191	7	27	2
30	10	38	34	83	16	39	2
31	10	35	27	103	25	246	2
32	12	97	6	78	14	59	1
34	20	59	32	208	50	111	3
35	4	11	21	73	10	19	1
36	7	40	13	54	16	83	1
39	64	112	7	7	7	14	2
40	0	0	12	67	28	106	1
43	14	133	16	66	13	58	1
46	7	13	24	55	15	21	1
47	40	116	0	0	7	13	1
48	29	79	7	9	12	42	1

THIS REPORT INCLUDES TOLL TYPES: TOLL

DATE: 03/21/90  
TIME: 14:43

UNITED TELEPHONE COMPANY OF FLORIDA  
POINT-TO-POINT STUDY  
10/01/89 TO 10/31/89

EA185A0A/012  
FGD TOLL

COMBINED FROM: APOPKA  
TO : MOUNT DORA POCKET

MESSAGES	**** DAY (8-5) MESSAGES	NO DISCOUNT**** MINUTES	**EVENING (5-11) MESSAGES	DISCOUNTED** MINUTES	**NIGHT + WEEKEND MESSAGES	DISCOUNTED** MINUTES	TOTAL CUSTOMERS
49	23	35	16	37	10	24	1
70	21	64	32	86	17	41	1
78	17	64	25	107	36	86	1
80	69	274	7	7	4	17	1
245	203	758	22	84	20	39	1
253	250	290	3	4	0	0	1
TOTALS	2348	7294	2098	9563	1590	5920	19179
26+	852	2358	396	1565	346	1171	30

THIS REPORT INCLUDES TOLL TYPES: TOLL

DATE:03/28/90  
TIME:14.34.40UNITED TELEPHONE COMPANY OF FLORIDA  
POINT-TO-POINT STUDY  
89/10/01 TO 89/10/31

TOLL

SUMMARY FROM: REEDY CREEK  
TO : MOUNT DORA POCKET

	RESIDENCE	BUSINESS	TOTAL
1. ACCESS LINES	3,175	1,972	5,147
2. CUSTOMERS BILLED	3,175	1,129	4,304
3. NUMBER OF CUSTOMERS ORIGINATING 1 OR MORE MESSAGES	4	6	10
4. ORIGINATING MESSAGES	16	15	31
5. MESSAGE MINUTES	59	55	114
6. MESSAGE REVENUE	\$10.91	\$13.54	\$24.45
7. PERCENT CUSTOMER USAGE 1 OR MORE MESSAGE (L3/L2)	0	1	0
8. AVERAGE MESSAGES PER ACCESS LINE (L4/L1)	.01	.01	.01
9. AVERAGE MESSAGES PER CALLING CUSTOMER (L4/L3)	4.00	2.50	3.10
10. AVERAGE MINUTES PER MESSAGE (L5/L4)	3.69	3.67	3.68
11. AVERAGE REVENUE PER MESSAGE (L6/L4)	\$.68	\$.90	\$.79
12. AVERAGE MESSAGE REVENUE PER ACCESS LINE (L6/L1)	\$.00	\$.01	\$.00
13. AVERAGE MESSAGE REVENUE PER CALLING CUSTOMER (L6/L3)	\$2.73	\$2.26	\$2.44
14. NUMBER OF CUSTOMERS ORIGINATING 2 OR MORE MESSAGES	1	1	2
15. PERCENT CUSTOMER USAGE 2 OR MORE MESSAGES (L14/L2)	0	0	0

THIS REPORT INCLUDES TOLL TYPES: TOLL  
REVENUES SHOWN REFLECT MESSAGES RATED AT FULL TOLL RATES.

DATE: 03/16/90  
TIME: 10:02

UNITED TELEPHONE COMPANY OF FLORIDA  
POINT-TO-POINT STUDY  
10/01/89 TO 10/31/89

EA185A0A/012  
FGC TOLL

RESIDENCE FROM: REEDY CREEK  
TO : MOUNT DORA POCKET

MESSAGES	**** DAY (8-5) MESSAGES	NO DISCOUNT REVENUE	**** MINUTES	**EVENING (5-11) MESSAGES	DISCOUNTED REVENUE	** MINUTES	**NIGHT + WEEKEND MESSAGES	DISCOUNTED REVENUE	MINUTES	TOTAL CUSTOMERS	TOTAL REVENUE
0	0	0.00	0	0	0.00	0	0	0.00	0	3171	0.00
1	2	2.06	8	0	0.00	0	1	1.43	12	3	3.49
13	0	0.00	0	9	6.74	35	4	0.68	4	1	7.42
TOTALS	2	2.06	8	9	6.74	35	5	2.11	16	3175	10.91
26+	0	0.00	0	0	0.00	0	0	0.00	0	0	0.00

THIS REPORT INCLUDES TOLL TYPES: TOLL  
REVENUES SHOWN REFLECT MESSAGES RATED AT FULL TOLL RATES.

DATE: 03/16/90  
TIME: 10:02

UNITED TELEPHONE COMPANY OF FLORIDA  
POINT-TO-POINT STUDY  
10/01/89 TO 10/31/89

EA185A0A/012  
FGC TOLL

BUSINESS  
FROM: REEDY CREEK  
TO : MOUNT DORA POCKET

MESSAGES	**** DAY (8-5) NO DISCOUNT**** MESSAGES	REVENUE	MINUTES	**EVENING (5-11) MESSAGES	DISCOUNTED** REVENUE	MINUTES	**NIGHT + MESSAGES	WEEKEND REVENUE	DISCOUNTED** MINUTES	TOTAL CUSTOMERS	TOTAL REVENUE
0	0	0.00	0	0	0.00	0	0	0.00	0	1123	0.00
1	2	2.12	5	1	2.11	6	2	1.45	3	5	5.68
10	0	0.00	0	10	7.86	41	0	0.00	0	1	7.86
TOTALS	2	2.12	5	11	9.97	47	2	1.45	3	1129	13.54
26+	0	0.00	0	0	0.00	0	0	0.00	0	0	0.00

THIS REPORT INCLUDES TOLL TYPES: TOLL  
REVENUES SHOWN REFLECT MESSAGES RATED AT FULL TOLL RATES.

DATE: 03/16/90  
TIME: 10:02

UNITED TELEPHONE COMPANY OF FLORIDA  
POINT-TO-POINT STUDY  
10/01/89 TO 10/31/89

EA185A0A/012  
FGC TOLL

PAGE  
3

COMBINED  
FROM: REEDY CREEK  
TO : MOUNT DORA POCKET

MESSAGES	**** DAY (8-5) NO DISCOUNT**** MESSAGES	REVENUE	MINUTES	**EVENING (5-11) MESSAGES	DISCOUNTED** REVENUE	MINUTES	**NIGHT + WEEKEND MESSAGES	DISCOUNTED** REVENUE	MINUTES	TOTAL CUSTOMERS	TOTAL REVENUE
0	0	0.00	0	0	0.00	0	0	0.00	0	4294	0.00
1	4	4.18	13	1	2.11	6	3	2.88	15	8	9.17
10	0	0.00	0	10	7.86	41	0	0.00	0	1	7.86
13	0	0.00	0	9	6.74	35	4	0.68	4	1	7.42
TOTALS	4	4.18	13	20	16.71	82	7	3.56	19	4304	24.45
26+	0	0.00	0	0	0.00	0	0	0.00	0	0	0.00

THIS REPORT INCLUDES TOLL TYPES: TOLL  
REVENUES SHOWN REFLECT MESSAGES RATED AT FULL TOLL RATES.

DATE:03/28/90  
 TIME:14.34.40

UNITED TELEPHONE COMPANY OF FLORIDA  
 POINT-TO-POINT STUDY  
 89/10/01 TO 89/10/31

FROM: WINDERMERE

TOLL

SUMMARY TO : MOUNT DORA POCKET

	RESIDENCE	BUSINESS	TOTAL
1. ACCESS LINES	3,651	480	4,131
2. CUSTOMERS BILLED	3,651	350	4,001
3. NUMBER OF CUSTOMERS ORIGINATING 1 OR MORE MESSAGES	22	5	27
4. ORIGINATING MESSAGES	39	11	50
5. MESSAGE MINUTES	236	48	284
6. MESSAGE REVENUE	\$36.19	\$8.44	\$44.63
7. PERCENT CUSTOMER USAGE 1 OR MORE MESSAGE (L3/L2)	1	1	1
8. AVERAGE MESSAGES PER ACCESS LINE (L4/L1)	.01	.02	.01
9. AVERAGE MESSAGES PER CALLING CUSTOMER (L4/L3)	1.77	2.20	1.85
10. AVERAGE MINUTES PER MESSAGE (L5/L4)	6.05	4.36	5.68
11. AVERAGE REVENUE PER MESSAGE (L6/L4)	\$.93	\$.77	\$.89
12. AVERAGE MESSAGE REVENUE PER ACCESS LINE (L6/L1)	\$.01	\$.02	\$.01
13. AVERAGE MESSAGE REVENUE PER CALLING CUSTOMER (L6/L3)	\$1.64	\$1.69	\$1.65
14. NUMBER OF CUSTOMERS ORIGINATING 2 OR MORE MESSAGES	11	2	13
15. PERCENT CUSTOMER USAGE 2 OR MORE MESSAGES (L14/L2)	0	1	0

THIS REPORT INCLUDES TOLL TYPES: TOLL  
 REVENUES SHOWN REFLECT MESSAGES RATED AT FULL TOLL RATES.

DATE: 03/16/90  
TIME: 10:12

UNITED TELEPHONE COMPANY OF FLORIDA  
POINT-TO-POINT STUDY  
10/01/89 TO 10/31/89

EA185A0A/012  
FGC TOLL

RESIDENCE FROM: WINDERMERE  
TO : MOUNT DORA POCKET

MESSAGES	**** DAY (8-5) NO DISCOUNT**** MESSAGES	REVENUE	MINUTES	**EVENING (5-11) MESSAGES	DISCOUNTED** REVENUE	MINUTES	**NIGHT + MESSAGES	WEEKEND REVENUE	DISCOUNTED** MINUTES	TOTAL CUSTOMERS	TOTAL REVENUE
0	0	0.00	0	0	0.00	0	0	0.00	0	3629	0.00
1	2	2.16	12	6	5.50	33	3	1.14	12	11	8.80
2	4	12.64	76	7	7.98	55	5	3.13	26	8	23.75
3	1	0.28	1	2	0.66	4	0	0.00	0	1	0.94
4	1	0.28	1	2	0.66	4	1	0.14	1	1	1.08
5	0	0.00	0	4	1.32	8	1	0.30	3	1	1.62
TOTALS	8	15.36	90	21	16.12	104	10	4.71	42	3651	36.19
26+	0	0.00	0	0	0.00	0	0	0.00	0	0	0.00

THIS REPORT INCLUDES TOLL TYPES: TOLL  
REVENUES SHOWN REFLECT MESSAGES RATED AT FULL TOLL RATES.



DATE: 03/16/90  
TIME: 10:12

UNITED TELEPHONE COMPANY OF FLORIDA  
POINT-TO-POINT STUDY  
10/01/89 TO 10/31/89

EA185A0A/012  
FGC TOLL

PAGE  
2

BUSINESS  
FROM: WINDERMERE  
TO : MOUNT DORA POCKET

MESSAGES	*** DAY (8-5) MESSAGES	NO DISCOUNT REVENUE	*** MINUTES	** EVENING (5-11) MESSAGES	DISCOUNTED REVENUE	** MINUTES	** NIGHT + WEEKEND MESSAGES	DISCOUNTED REVENUE	** MINUTES	TOTAL CUSTOMERS	TOTAL REVENUE
0	0	0.00	0	0	0.00	0	0	0.00	0	345	0.00
1	3	2.80	9	0	0.00	0	0	0.00	0	3	2.80
2	2	2.16	12	0	0.00	0	0	0.00	0	1	2.16
6	0	0.00	0	4	2.88	21	2	0.60	6	1	3.48
TOTALS	5	4.96	21	4	2.88	21	2	0.60	6	350	8.44
26+	0	0.00	0	0	0.00	0	0	0.00	0	0	0.00

THIS REPORT INCLUDES TOLL TYPES: TOLL  
REVENUES SHOWN REFLECT MESSAGES RATED AT FULL TOLL RATES.

DATE: 03/16/90  
TIME: 10:12

UNITED TELEPHONE COMPANY OF FLORIDA  
POINT-TO-POINT STUDY  
10/01/89 TO 10/31/89

EA185A0A/012  
FGC TOLL

COMBINED FROM: WINDERMERE  
TO : MOUNT DORA POCKET

MESSAGES	**** DAY (8-5) MESSAGES	NO DISCOUNT REVENUE	**** MINUTES	**EVENING (5-11) MESSAGES	DISCOUNTED REVENUE	** MINUTES	**NIGHT + WEEKEND MESSAGES	DISCOUNTED REVENUE	** MINUTES	TOTAL CUSTOMERS	TOTAL REVENUE
0	0	0.00	0	0	0.00	0	0	0.00	0	3974	0.00
1	5	4.96	21	6	5.50	33	3	1.14	12	14	11.60
2	6	14.80	88	7	7.98	55	5	3.13	26	9	25.91
3	1	0.28	1	2	0.66	4	0	0.00	0	1	0.94
4	1	0.28	1	2	0.66	4	1	0.14	1	1	1.08
5	0	0.00	0	4	1.32	8	1	0.30	3	1	1.62
6	0	0.00	0	4	2.88	21	2	0.60	6	1	3.48
TOTALS	13	20.32	111	25	19.00	125	12	5.31	48	4001	44.63
26+	0	0.00	0	0	0.00	0	0	0.00	0	0	0.00

THIS REPORT INCLUDES TOLL TYPES: TOLL  
REVENUES SHOWN REFLECT MESSAGES RATED AT FULL TOLL RATES.

DATE:03/28/90  
TIME:14.34.40UNITED TELEPHONE COMPANY OF FLORIDA  
POINT-TO-POINT STUDY  
89/10/01 TO 89/10/31

TOLL

SUMMARY FROM: WINTER GARDEN  
TO : MOUNT DORA POCKET

	RESIDENCE	BUSINESS	TOTAL
1. ACCESS LINES	10,025	2,991	13,016
2. CUSTOMERS BILLED	10,025	1,912	11,937
3. NUMBER OF CUSTOMERS ORIGINATING 1 OR MORE MESSAGES	77	51	128
4. ORIGINATING MESSAGES	184	106	290
5. MESSAGE MINUTES	1,162	313	1,475
6. MESSAGE REVENUE	\$ .00	\$ .00	\$ .00
7. PERCENT CUSTOMER USAGE 1 OR MORE MESSAGE (L3/L2)	1	3	1
8. AVERAGE MESSAGES PER ACCESS LINE (L4/L1)	.02	.04	.02
9. AVERAGE MESSAGES PER CALLING CUSTOMER (L4/L3)	2.39	2.08	2.27
10. AVERAGE MINUTES PER MESSAGE (L5/L4)	6.32	2.95	5.09
11. AVERAGE REVENUE PER MESSAGE (L6/L4)	\$ .00	\$ .00	\$ .00
12. AVERAGE MESSAGE REVENUE PER ACCESS LINE (L6/L1)	\$ .00	\$ .00	\$ .00
13. AVERAGE MESSAGE REVENUE PER CALLING CUSTOMER (L6/L3)	\$ .00	\$ .00	\$ .00
14. NUMBER OF CUSTOMERS ORIGINATING 2 OR MORE MESSAGES	33	17	50
15. PERCENT CUSTOMER USAGE 2 OR MORE MESSAGES (L14/L2)	0	1	0

THIS REPORT INCLUDES TOLL TYPES: TOLL  
MESSAGES IN THIS STUDY ORIGINATE FROM AN EQUAL ACCESS OFFICE

DATE: 03/21/90  
TIME: 15:04

UNITED TELEPHONE COMPANY OF FLORIDA  
POINT-TO-POINT STUDY  
10/01/89 TO 10/31/89

EA185A0A/012

PAGE  
1

RESIDENCE FROM: WINTER GARDEN  
TO : MOUNT DORA POCKET

FGD TOLL

MESSAGES	**** DAY (8-5) MESSAGES	NO DISCOUNT**** MINUTES	**EVENING (5-11) MESSAGES	DISCOUNTED** MINUTES	**NIGHT + MESSAGES	WEEKEND	DISCOUNTED** MINUTES	TOTAL CUSTOMERS
0	0	0	0	0	0		0	9948
1	9	40	19	146	16		54	44
2	5	36	5	28	12		52	11
3	6	36	14	49	7		19	9
4	3	21	4	19	1		3	2
5	3	44	4	16	3		24	2
6	8	11	4	24	12		32	4
7	4	6	3	3	0		0	1
9	1	1	6	31	2		8	1
11	11	122	15	234	7		103	3
TOTALS	50	317	74	550	60		295	10025
26+	0	0	0	0	0		0	0

THIS REPORT INCLUDES TOLL TYPES: TOLL

DATE: 03/21/90  
TIME: 15:04

UNITED TELEPHONE COMPANY OF FLORIDA  
POINT-TO-POINT STUDY  
10/01/89 TO 10/31/89

EAI85A0A/012

BUSINESS

FROM: WINTER GARDEN  
TO : MOUNT DORA POCKET

FGD TOLL

MESSAGES	**** DAY (8-5) MESSAGES	NO DISCOUNT**** MINUTES	**EVENING (5-11) MESSAGES	DISCOUNTED** MINUTES	**NIGHT + WEEKEND MESSAGES	DISCOUNTED** MINUTES	TOTAL CUSTOMERS
0	0	0	0	0	0	0	1861
1	19	62	10	26	5	21	34
2	9	46	4	9	3	6	8
3	10	43	0	0	2	2	4
4	4	7	3	13	1	5	2
5	0	0	1	4	4	13	1
6	1	1	2	6	3	6	1
25	4	5	12	22	9	16	1
TOTALS	47	164	32	80	27	69	1912
26+	0	0	0	0	0	0	0

THIS REPORT INCLUDES TOLL TYPES: TOLL

DATE: 03/21/90  
TIME: 15:04

UNITED TELEPHONE COMPANY OF FLORIDA  
POINT-TO-POINT STUDY  
10/01/89 TO 10/31/89

EA185A0A/012  
FGD TOLL

COMBINED FROM: WINTER GARDEN  
TO : MOUNT DORA POCKET

MESSAGES	**** DAY (8-5) MESSAGES	NO DISCOUNT**** MINUTES	**EVENING (5-11) MESSAGES	DISCOUNTED** MINUTES	**NIGHT + WEEKEND MESSAGES	DISCOUNTED** MINUTES	TOTAL CUSTOMERS
0	0	0	0	0	0	0	11809
1	28	102	29	172	21	75	78
2	14	82	9	37	15	58	19
3	16	79	14	49	9	21	13
4	7	28	7	32	2	8	4
5	3	44	5	20	7	37	3
6	9	12	6	30	15	38	5
7	4	6	3	3	0	0	1
9	1	1	6	31	2	8	1
11	11	122	15	234	7	103	3
25	4	5	12	22	9	16	1
TOTALS	97	481	106	630	87	364	11937
26+	0	0	0	0	0	0	0

THIS REPORT INCLUDES TOLL TYPES: TOLL

DATE:03/28/90  
TIME:14.34.40UNITED TELEPHONE COMPANY OF FLORIDA  
POINT-TO-POINT STUDYFROM: WINTER PARK  
TO : MOUNT DORA POCKET

89/10/01 TO 89/10/31

TOLL

	RESIDENCE	BUSINESS	TOTAL
1. ACCESS LINES	108,606	51,028	159,634
2. CUSTOMERS BILLED	108,606	29,494	138,100
3. NUMBER OF CUSTOMERS ORIGINATING 1 OR MORE MESSAGES	627	516	1,143
4. ORIGINATING MESSAGES	1,747	1,199	2,946
5. MESSAGE MINUTES	11,291	3,972	15,263
6. MESSAGE REVENUE	\$ .00	\$ .00	\$ .00
7. PERCENT CUSTOMER USAGE 1 OR MORE MESSAGE (L3/L2)	1	2	1
8. AVERAGE MESSAGES PER ACCESS LINE (L4/L1)	.02	.02	.02
9. AVERAGE MESSAGES PER CALLING CUSTOMER (L4/L3)	2.79	2.32	2.58
10. AVERAGE MINUTES PER MESSAGE (L5/L4)	6.46	3.31	5.18
11. AVERAGE REVENUE PER MESSAGE (L6/L4)	\$ .00	\$ .00	\$ .00
12. AVERAGE MESSAGE REVENUE PER ACCESS LINE (L6/L1)	\$ .00	\$ .00	\$ .00
13. AVERAGE MESSAGE REVENUE PER CALLING CUSTOMER (L6/L3)	\$ .00	\$ .00	\$ .00
14. NUMBER OF CUSTOMERS ORIGINATING 2 OR MORE MESSAGES	282	198	480
15. PERCENT CUSTOMER USAGE 2 OR MORE MESSAGES (L14/L2)	0	1	0

THIS REPORT INCLUDES TOLL TYPES: TOLL  
MESSAGES IN THIS STUDY ORIGINATE FROM AN EQUAL ACCESS OFFICE

DATE: 03/21/90  
TIME: 15:21

UNITED TELEPHONE COMPANY OF FLORIDA  
POINT-TO-POINT STUDY  
10/01/89 TO 10/31/89

EA185A0A/012  
FGD TOLL

RESIDENCE FROM: WINTER PARK  
TO : MOUNT DORA POCKET

MESSAGES	**** DAY (8-5) MESSAGES	NO DISCOUNT**** MINUTES	**EVENING (5-11) MESSAGES	DISCOUNTED** MINUTES	**NIGHT + WEEKEND MESSAGES	DISCOUNTED** MINUTES	TOTAL CUSTOMERS
0	0	0	0	0	0	0	107979
1	91	330	160	1071	94	413	345
2	55	261	97	651	86	432	119
3	33	156	65	408	49	222	49
4	14	98	49	252	25	154	22
5	13	61	55	493	32	193	20
6	19	147	28	289	13	104	10
7	14	90	32	254	17	89	9
8	18	98	40	248	22	56	10
9	11	68	37	324	24	103	8
10	22	113	15	49	13	61	5
11	19	189	25	314	22	201	6
12	8	29	31	385	21	52	5
13	11	58	19	264	9	108	3
14	3	13	4	13	7	83	1
15	12	111	8	35	10	37	2
16	0	0	8	61	8	79	1
17	13	109	8	35	13	58	2
19	11	95	4	40	4	19	1
20	4	30	23	188	13	18	2
21	3	3	26	338	13	231	2
23	11	75	26	137	9	19	2
25	15	89	2	12	8	16	1
26	1	2	17	241	8	75	1
47	17	33	11	64	19	44	1
TOTALS	418	2258	790	6166	539	2867	108606
26+	18	35	28	305	27	119	2

THIS REPORT INCLUDES TOLL TYPES: TOLL



DATE: 03/21/90  
TIME: 15:21

UNITED TELEPHONE COMPANY OF FLORIDA  
POINT-TO-POINT STUDY  
10/01/89 TO 10/31/89

EA185A0A/012

PAGE  
2

BUSINESS

FROM: WINTER PARK  
TO : MOUNT DORA POCKET

FGD TOLL

MESSAGES	**** DAY (8-5) MESSAGES	NO DISCOUNT**** MINUTES	**EVENING (5-11) MESSAGES	DISCOUNTED** MINUTES	**NIGHT + WEEKEND MESSAGES	DISCOUNTED** MINUTES	TOTAL CUSTOMERS
0	0	0	0	0	0	0	28978
1	205	606	75	275	38	136	318
2	127	428	34	78	23	56	92
3	85	235	19	54	13	33	39
4	32	106	21	123	15	50	17
5	17	54	7	42	6	12	6
6	68	159	10	96	6	17	14
7	12	62	8	49	1	1	3
8	25	166	3	8	4	10	4
9	18	48	11	49	7	27	4
10	27	78	3	7	0	0	3
11	8	24	2	4	1	1	1
12	26	51	5	12	5	10	3
13	23	80	12	41	4	14	3
14	14	14	0	0	0	0	1
18	12	70	1	1	5	15	1
19	42	158	7	35	8	42	3
21	8	29	11	28	2	4	1
22	7	9	9	12	6	7	1
25	22	58	3	12	0	0	1
36	18	99	13	57	5	20	1
TOTALS	796	2534	254	983	149	455	29494
26+	18	99	13	57	5	20	1

THIS REPORT INCLUDES TOLL TYPES: TOLL

DATE: 03/21/90  
 TIME: 15:21

UNITED TELEPHONE COMPANY OF FLORIDA  
 POINT-TO-POINT STUDY  
 10/01/89 TO 10/31/89

EA185A0A/012

COMBINED

FROM: WINTER PARK  
 TO : MOUNT DORA POCKET

FGD TOLL

MESSAGES	*** DAY (8-5) NO DISCOUNT*** MESSAGES	MINUTES	**EVENING (5-11) MESSAGES	DISCOUNTED** MINUTES	**NIGHT + WEEKEND MESSAGES	DISCOUNTED** MINUTES	TOTAL CUSTOMERS
0	0	0	0	0	0	0	136957
1	296	936	235	1346	132	549	663
2	182	689	131	729	109	488	211
3	118	391	84	462	62	255	88
4	46	204	70	375	40	204	39
5	30	115	62	535	38	205	26
6	87	306	38	385	19	121	24
7	26	152	40	303	18	90	12
8	43	264	43	256	26	66	14
9	29	116	48	373	31	130	12
10	49	191	18	56	13	61	8
11	27	213	27	318	23	202	7
12	34	80	36	397	26	62	8
13	34	138	31	305	13	122	6
14	17	27	4	13	7	83	2
15	12	111	8	35	10	37	2
16	0	0	8	61	8	79	1
17	13	109	8	35	13	58	2
18	12	70	1	1	5	15	1
19	53	253	11	75	12	61	4
20	4	30	23	188	13	18	2
21	11	32	37	366	15	235	3
22	7	9	9	12	6	7	1
23	11	75	26	137	9	19	2
25	37	147	5	24	8	16	2
26	1	2	17	241	8	75	1
36	18	99	13	57	5	20	1
47	17	33	11	64	19	44	1
TOTALS	1214	4792	1044	7149	688	3322	138100
26+	36	134	41	362	32	139	3

THIS REPORT INCLUDES TOLL TYPES: TOLL

DATE:03/28/90  
 TIME:14.34.40

UNITED TELEPHONE COMPANY OF FLORIDA  
 POINT-TO-POINT STUDY

FROM: MOUNT DORA EXCHANGE  
 TO : ORLANDO

89/10/01 TO 89/10/31

TOLL

SUMMARY

	RESIDENCE	BUSINESS	TOTAL
1. ACCESS LINES	8,096	1,567	9,663
2. CUSTOMERS BILLED	8,096	1,134	9,230
3. NUMBER OF CUSTOMERS ORIGINATING 1 OR MORE MESSAGES	3,953	732	4,685
4. ORIGINATING MESSAGES	29,046	11,945	40,991
5. MESSAGE MINUTES	128,277	39,841	168,118
6. MESSAGE REVENUE	\$26,502.17	\$11,274.19	\$37,776.36
7. PERCENT CUSTOMER USAGE 1 OR MORE MESSAGE (L3/L2)	49	65	51
8. AVERAGE MESSAGES PER ACCESS LINE (L4/L1)	3.59	7.62	4.24
9. AVERAGE MESSAGES PER CALLING CUSTOMER (L4/L3)	7.35	16.32	8.75
10. AVERAGE MINUTES PER MESSAGE (L5/L4)	4.42	3.34	4.10
11. AVERAGE REVENUE PER MESSAGE (L6/L4)	\$ .91	\$ .94	\$ .92
12. AVERAGE MESSAGE REVENUE PER ACCESS LINE (L6/L1)	\$3.27	\$7.19	\$3.91
13. AVERAGE MESSAGE REVENUE PER CALLING CUSTOMER (L6/L3)	\$6.70	\$15.40	\$8.06
14. NUMBER OF CUSTOMERS ORIGINATING 2 OR MORE MESSAGES	2,986	645	3,631
15. PERCENT CUSTOMER USAGE 2 OR MORE MESSAGES (L14/L2)	37	57	39

THIS REPORT INCLUDES TOLL TYPES: TOLL

REVENUES SHOWN REFLECT MESSAGES RATED AT FULL TOLL RATES.

DATE: 03/14/90  
 TIME: 12:41

UNITED TELEPHONE COMPANY OF FLORIDA  
 POINT-TO-POINT STUDY  
 10/01/89 TO 10/31/89

EA185A0A/012

FROM: MOUNT DORA  
 TO : ORLANDO

FGC TOLL

RESIDENCE

MESSAGES	*** DAY (8-5) MESSAGES	NO DISCOUNT REVENUE	*** MINUTES	** EVENING (5-11) MESSAGES	DISCOUNTED REVENUE	** MINUTES	** NIGHT + WEEKEND MESSAGES	DISCOUNTED REVENUE	** MINUTES	TOTAL CUSTOMERS	TOTAL REVENUE
0	0	0.00	0	0	0.00	0	0	0.00	0	4143	0.00
1	507	492.81	1764	242	325.98	1693	218	128.90	933	967	947.69
2	608	576.89	2116	338	369.18	1926	220	141.23	1008	583	1087.30
3	598	577.82	2146	331	414.91	2215	265	169.78	1263	398	1162.51
4	596	562.88	2040	317	408.97	2171	323	193.89	1415	309	1165.74
5	566	515.10	1872	318	384.48	2081	246	147.94	1082	226	1047.52
6	665	604.75	2264	409	503.60	2702	288	199.69	1526	227	1308.04
7	461	515.28	1911	321	454.51	2439	254	144.89	1101	148	1114.68
8	420	414.39	1528	254	280.49	1511	214	146.52	1130	111	841.40
9	488	456.06	1689	328	393.89	2046	246	146.46	1096	118	996.41
10	439	378.51	1389	307	319.56	1686	234	111.79	784	98	809.86
11	358	339.50	1170	213	186.17	977	155	69.48	515	66	595.15
12	474	504.96	1799	297	309.27	1570	189	119.26	890	80	933.49
13	309	283.20	1071	220	232.84	1201	160	88.51	615	53	604.55
14	369	313.38	1188	226	339.41	1861	175	117.53	939	55	770.32
15	235	239.62	890	205	271.85	1453	160	139.82	1096	40	651.29
16	244	287.80	1036	215	259.04	1399	165	93.63	703	39	640.47
17	192	173.67	664	175	184.18	952	109	48.43	370	28	406.28
18	381	425.62	1652	204	197.98	1043	117	74.73	565	39	698.33
19	343	304.56	1140	246	228.87	1194	133	75.75	579	38	609.18
20	197	189.40	651	193	203.03	1025	110	71.76	552	25	464.19
21	270	258.59	987	144	160.13	863	90	56.53	422	24	475.25
22	211	243.82	859	115	109.54	556	70	47.73	369	18	401.09
23	245	233.36	883	144	124.92	649	117	56.93	440	22	415.21
24	148	131.76	504	107	72.61	373	105	64.13	484	15	268.50
25	155	151.67	560	171	141.51	697	99	66.77	512	17	359.95
26	132	111.06	422	160	206.29	1109	98	53.75	409	15	371.10
27	256	194.72	694	122	88.05	433	135	75.76	562	19	358.53
28	193	184.60	688	129	110.86	579	98	49.30	377	15	344.76
29	162	170.66	660	108	140.30	764	78	74.34	602	12	385.30
30	72	67.49	259	48	43.25	229	60	37.13	286	6	147.87
31	43	39.23	150	13	11.08	63	6	3.08	24	2	53.39
32	108	93.35	360	83	71.11	369	65	40.69	312	8	205.15
33	86	123.54	496	60	77.82	424	52	34.16	273	6	235.52
34	122	132.71	469	68	60.23	301	48	20.79	141	7	213.73
35	82	74.52	250	64	96.75	532	64	39.36	306	6	210.63
36	101	71.83	264	102	61.41	310	121	50.07	379	9	183.31
37	114	117.62	440	67	57.64	275	41	24.96	111	6	200.22
38	98	67.07	245	60	52.13	275	32	12.25	83	5	131.45
39	130	124.67	419	46	54.49	266	19	16.71	125	5	195.87
40	94	67.84	250	65	95.62	525	41	13.49	98	5	176.95

THIS REPORT INCLUDES TOLL TYPES: TOLL  
 REVENUES SHOWN REFLECT MESSAGES RATED AT FULL TOLL RATES.

DATE: 03/14/90  
 TIME: 12:41

UNITED TELEPHONE COMPANY OF FLORIDA  
 POINT-TO-POINT STUDY  
 10/01/89 TO 10/31/89

EA185A0A/012

FROM: MOUNT DORA  
 TO : ORLANDO

FGC TOLL

RESIDENCE	**** DAY (8-5)	NO DISCOUNT****	****EVENING (5-11)	DISCOUNTED**	**NIGHT + WEEKEND	DISCOUNTED**	TOTAL CUSTOMERS	TOTAL REVENUE			
MESSAGES	MESSAGES	REVENUE	MESSAGES	REVENUE	MESSAGES	MINUTES					
41	103	76.19	282	79	75.70	403	64	27.83	212	6	179.72
42	94	89.23	343	42	41.60	222	32	24.82	199	4	155.65
43	14	9.13	33	19	10.28	51	10	2.72	19	1	22.13
44	221	253.85	998	120	144.87	792	99	94.38	764	10	493.10
45	10	4.78	16	17	10.98	56	18	9.24	72	1	25.00
46	61	49.57	182	82	55.35	284	41	15.62	117	4	120.54
47	32	25.83	97	46	49.99	240	16	9.15	46	2	84.97
48	73	70.82	273	54	26.63	130	17	8.46	57	3	105.91
49	21	17.72	67	39	43.07	247	38	46.52	387	2	107.31
51	56	66.04	256	74	62.34	328	74	38.85	295	4	167.23
52	58	52.44	197	51	40.34	137	47	25.76	104	3	118.54
53	120	123.14	478	51	42.26	222	41	19.53	149	4	184.93
54	62	45.46	169	24	20.52	108	22	12.44	98	2	78.42
55	17	14.98	57	19	19.75	106	19	9.76	76	1	44.49
57	131	139.00	458	53	45.92	198	44	36.88	148	4	221.80
58	11	11.79	46	26	12.20	59	21	6.76	49	1	30.75
59	49	32.07	116	43	131.41	801	26	49.33	417	2	212.81
60	19	30.46	119	23	52.18	292	18	14.16	115	1	96.80
61	88	72.26	268	20	15.67	76	14	6.36	40	2	94.29
62	29	25.51	84	24	19.08	94	9	5.81	29	1	50.40
63	54	42.22	158	40	28.82	149	32	10.34	75	2	81.38
65	28	32.75	129	22	31.55	173	15	4.14	29	1	68.44
68	44	45.86	174	11	13.30	72	13	6.21	48	1	65.37
69	18	14.63	55	24	27.41	148	27	15.00	118	1	57.04
70	26	35.75	143	27	20.89	109	17	10.79	86	1	67.43
72	23	17.94	67	24	22.23	118	25	8.01	58	1	48.18
79	55	43.54	163	22	8.76	41	2	0.34	2	1	52.64
82	47	30.47	110	69	30.54	146	48	24.42	190	2	85.43
83	119	112.91	434	32	24.08	125	15	8.14	64	2	145.13
89	46	63.02	252	80	72.01	381	52	32.39	250	2	167.42
91	121	75.87	272	40	34.51	188	21	16.89	137	2	127.27
92	38	26.03	95	28	45.44	245	26	21.04	136	1	92.51
94	28	16.42	58	18	6.40	29	48	21.53	165	1	44.35
96	6	3.42	12	46	34.46	179	44	20.51	153	1	58.39
99	53	52.98	205	35	32.79	180	11	10.95	90	1	96.72
103	42	41.7	163	31	44.17	242	30	24.59	200	1	110.46
121	37	51.2	205	48	54.46	294	36	22.93	183	1	128.61
122	31	16.98	59	60	22.25	102	31	8.57	60	1	47.80
147	61	39.14	141	3	1.09	5	83	17.40	112	1	57.63
161	121	89.38	309	27	21.07	110	13	6.55	50	1	117.00

THIS REPORT INCLUDES TOLL TYPES: TOLL  
 REVENUES SHOWN REFLECT MESSAGES RATED AT FULL TOLL RATES.

DATE: 03/14/90  
TIME: 12:41

UNITED TELEPHONE COMPANY OF FLORIDA  
POINT-TO-POINT STUDY  
10/01/89 TO 10/31/89

EA185A0A/012

RESIDENCE FROM: MOUNT DORA  
TO : ORLANDO

FGC TOLL

MESSAGES	**** DAY (8-5) NO DISCOUNT**** MESSAGES	REVENUE	MINUTES	***EVENING (5-11) MESSAGES	DISCOUNTED** REVENUE	MINUTES	**NIGHT + MESSAGES	WEEKEND DISCOUNTED** REVENUE	MINUTES	TOTAL CUSTOMERS	TOTAL REVENUE
TOTALS	13539	12878.81	47582	8828	9600.32	50619	6679	4023.04	30076	8096	26502.17
26+	4060	3703.41	13809	2788	2723.40	14336	2217	1300.96	9687	209	7727.77

THIS REPORT INCLUDES TOLL TYPES: TOLL  
REVENUES SHOWN REFLECT MESSAGES RATED AT FULL TOLL RATES.

DATE: 03/14/90  
 TIME: 12:41

UNITED TELEPHONE COMPANY OF FLORIDA  
 POINT-TO-POINT STUDY  
 10/01/89 TO 10/31/89

EA185A0A/012

BUSINESS

FROM: MOUNT DORA  
 TO : ORLANDO

FGC TOLL

MESSAGES	*** DAY (8-5) MESSAGES	NO DISCOUNT REVENUE	*** MINUTES	**EVENING (5-11) MESSAGES	DISCOUNTED REVENUE	** MINUTES	**NIGHT + WEEKEND MESSAGES	DISCOUNTED REVENUE	** MINUTES	TOTAL CUSTOMERS	TOTAL REVENUE
0	0	0.00	0	0	0.00	0	0	0.00	0	402	0.00
1	70	75.24	250	6	4.15	17	11	9.47	36	87	88.86
2	103	91.98	280	12	7.87	30	15	6.71	34	65	106.56
3	167	148.17	485	21	24.87	113	13	4.93	28	67	177.97
4	166	180.63	619	21	32.66	161	25	15.79	90	53	229.08
5	159	159.30	482	29	43.63	192	32	20.60	120	44	223.53
6	124	132.44	426	22	16.14	72	34	28.42	114	30	177.00
7	161	156.86	505	33	41.34	139	23	19.21	66	31	217.41
8	215	243.86	727	17	29.37	119	24	27.76	84	32	300.99
9	155	156.93	531	30	38.27	104	40	41.37	131	25	236.57
10	149	140.26	469	23	18.25	78	18	9.14	45	19	167.65
11	150	167.75	522	22	20.45	81	26	25.68	131	18	213.88
12	170	152.85	527	13	11.14	50	21	11.48	40	17	175.47
13	171	189.20	609	20	28.67	92	17	17.29	46	16	235.16
14	122	120.79	369	9	15.18	55	9	8.46	26	10	144.43
15	197	215.32	606	29	28.37	89	44	44.06	112	18	287.75
16	233	220.84	699	29	46.67	153	42	33.08	129	19	300.59
17	98	98.65	344	11	9.80	36	10	10.93	60	7	119.38
18	134	150.28	523	20	21.61	99	8	11.65	89	9	183.54
19	152	143.20	477	12	12.68	55	26	31.46	103	10	187.34
20	138	110.87	378	22	15.91	62	20	8.79	52	9	135.57
21	189	236.36	734	26	32.46	117	16	16.52	71	11	285.34
22	123	112.45	326	34	31.53	111	19	13.43	58	8	157.41
23	85	97.24	293	4	2.61	9	3	1.85	6	4	101.70
24	116	124.08	334	14	21.72	66	14	8.61	27	6	154.41
25	181	145.35	503	10	18.85	99	9	14.97	125	8	179.17
26	131	92.68	324	10	11.98	65	15	11.28	91	6	115.94
27	27	23.90	91	0	0.00	0	0	0.00	0	1	23.90
28	184	191.21	739	21	20.02	95	19	9.41	64	8	220.64
29	117	118.09	359	14	9.56	39	14	15.06	68	5	142.71
30	196	165.77	627	23	23.51	126	21	8.34	60	8	197.62
31	85	92.74	268	5	7.38	13	3	4.06	10	3	104.18
32	57	41.69	154	4	4.10	22	3	0.62	4	2	46.41
33	101	94.00	343	16	19.69	107	15	5.17	38	4	118.86
34	89	95.26	314	24	13.54	59	23	24.88	58	4	133.68
35	91	92.50	263	8	8.36	13	6	8.72	10	3	109.58
36	115	152.78	481	17	23.35	64	12	12.14	30	4	188.27
37	167	123.33	427	12	9.05	34	6	3.24	8	5	135.62
38	136	132.56	370	10	15.10	38	6	7.10	9	4	154.76
39	73	57.38	195	1	0.25	1	4	1.36	10	2	58.99
42	51	37.82	102	12	9.09	14	21	8.79	43	2	55.70

THIS REPORT INCLUDES TOLL TYPES: TOLL  
 REVENUES SHOWN REFLECT MESSAGES RATED AT FULL TOLL RATES.

DATE: 03/14/90  
 TIME: 12:41

UNITED TELEPHONE COMPANY OF FLORIDA  
 POINT-TO-POINT STUDY  
 10/01/89 TO 10/31/89

EA185A0A/012

BUSINESS

FROM: MOUNT DORA  
 TO : ORLANDO

FGC TOLL

MESSAGES	*** DAY (8-5) MESSAGES	NO DISCOUNT REVENUE	*** MINUTES	**EVENING (5-11) MESSAGES	DISCOUNTED REVENUE	** MINUTES	**NIGHT + MESSAGES	WEEKEND REVENUE	DISCOUNTED MINUTES	TOTAL CUSTOMERS	TOTAL REVENUE
44	83	45.93	160	4	1.35	6	1	0.17	1	2	47.45
45	26	38.14	61	8	12.44	25	11	22.46	99	1	73.04
47	95	84.47	199	20	16.15	44	26	20.42	96	3	121.04
50	94	78.84	295	1	0.42	2	5	3.22	14	2	82.48
52	137	115.80	426	5	3.67	19	14	4.95	30	3	124.42
56	52	49.60	175	3	2.47	13	1	3.62	31	1	55.69
57	95	88.73	336	4	3.59	19	15	4.54	24	2	96.86
58	51	32.29	116	6	2.01	9	1	0.17	1	1	34.47
60	79	50.09	180	16	11.27	58	25	6.74	47	2	68.10
64	37	39.72	155	17	7.02	33	10	2.26	15	1	49.00
65	49	27.18	95	13	8.77	45	3	0.51	3	1	36.46
66	49	124.91	349	5	11.10	36	12	25.26	124	1	161.27
68	30	19.59	67	28	17.20	87	10	3.41	25	1	40.20
69	68	76.94	302	1	0.25	1	0	0.00	0	1	77.19
70	66	65.97	177	2	8.61	49	2	0.80	6	1	75.38
72	113	113.96	336	16	19.71	100	15	14.88	55	2	148.55
82	51	29.53	104	13	4.46	20	18	6.73	50	1	40.72
83	71	63.63	234	6	1.84	8	6	6.87	57	1	72.34
91	83	103.14	409	5	8.67	48	3	0.85	6	1	112.66
92	76	65.40	248	4	1.35	6	12	2.27	14	1	69.02
93	85	74.90	285	2	0.67	3	6	1.02	6	1	76.59
95	75	83.28	328	3	1.44	7	17	5.85	43	1	90.57
98	119	93.59	350	49	19.48	92	28	9.90	60	2	122.97
99	277	269.91	978	13	7.75	39	7	5.31	43	3	282.97
110	106	85.03	319	3	2.30	12	1	0.28	2	1	87.61
121	89	62.92	231	15	6.35	30	17	4.59	32	1	73.86
149	106	81.89	301	10	8.55	45	33	14.15	108	1	104.59
155	150	105.74	388	0	0.00	0	5	1.65	9	1	107.39
184	164	178.00	677	8	5.10	26	12	5.92	46	1	189.02
193	190	152.23	571	3	1.09	5	0	0.00	0	1	153.32
210	204	229.63	779	4	4.48	14	2	0.45	3	1	234.56
251	158	110.44	372	37	25.78	127	56	24.93	191	1	161.15
263	232	212.92	780	6	4.78	25	25	10.53	80	1	228.23
273	259	270.61	1044	6	3.57	18	8	2.61	17	1	276.79
286	205	224.47	755	41	36.03	160	40	19.91	124	1	280.41
596	528	541.12	1948	38	67.00	267	30	16.08	61	1	624.20
<b>TOTALS</b>											
	9700	9373.15	31605	1081	1085.90	4387	1164	815.14	3849	1134	11274.19
26+	5972	5602.25	19587	592	511.70	2188	645	373.48	2026	109	6487.43

THIS REPORT INCLUDES TOLL TYPES: TOLL  
 REVENUES SHOWN REFLECT MESSAGES RATED AT FULL TOLL RATES.



DATE: 03/14/90  
TIME: 12:41

UNITED TELEPHONE COMPANY OF FLORIDA  
POINT-TO-POINT STUDY  
10/01/89 TO 10/31/89

EA185A0A/012

PAGE  
6

COMBINED

FROM: MOUNT DORA  
TO : ORLANDO

FGC TOLL

MESSAGES	**** DAY (8-5) MESSAGES	NO DISCOUNT REVENUE	**** MINUTES	**EVENING (5-11) MESSAGES	DISCOUNTED REVENUE	** MINUTES	**NIGHT + MESSAGES	WEEKEND REVENUE	DISCOUNTED MINUTES	TOTAL CUSTOMERS	TOTAL REVENUE
0	0	0.00	0	0	0.00	0	0	0.00	0	4545	0.00
1	577	568.05	2014	248	330.13	1710	229	138.37	969	1054	1036.55
2	711	668.87	2396	350	377.05	1956	235	147.94	1042	648	1193.86
3	765	725.99	2631	352	439.78	2328	278	174.71	1291	465	1340.48
4	762	743.51	2659	338	441.63	2332	348	209.68	1505	362	1394.82
5	725	674.40	2354	347	428.11	2273	278	168.54	1202	270	1271.05
6	789	737.19	2690	431	519.74	2774	322	228.11	1640	257	1485.04
7	622	672.14	2416	354	495.85	2578	277	164.10	1167	179	1332.09
8	635	658.25	2255	271	309.86	1630	238	174.28	1214	143	1142.39
9	643	612.99	2220	358	432.16	2150	286	187.83	1227	143	1232.98
10	588	518.77	1858	330	337.81	1764	252	120.93	829	117	977.51
11	508	507.25	1692	235	206.62	1058	181	95.16	646	84	809.03
12	644	657.81	2326	310	320.41	1620	210	130.74	930	97	1108.96
13	480	472.40	1680	240	261.51	1293	177	105.80	661	69	839.71
14	491	434.17	1557	235	354.59	1916	184	125.99	965	65	914.75
15	432	454.94	1496	234	300.22	1542	204	183.88	1208	58	939.04
16	477	508.64	1735	244	305.71	1552	207	126.71	832	58	941.06
17	290	272.32	1008	186	193.98	988	119	59.36	430	35	525.66
18	515	575.90	2175	224	219.59	1142	125	86.38	654	48	881.87
19	495	447.76	1617	258	241.55	1249	159	107.21	682	48	796.52
20	335	300.27	1029	215	218.94	1087	130	80.55	604	34	599.76
21	459	494.95	1721	170	192.59	980	106	73.05	493	35	760.59
22	334	356.27	1185	149	141.07	667	89	61.16	427	26	558.50
23	330	330.60	1176	148	127.53	658	120	58.78	446	26	516.91
24	264	255.84	838	121	94.33	439	119	72.74	511	21	422.91
25	336	297.02	1063	181	160.36	796	108	81.74	637	25	539.12
26	263	203.74	746	170	218.27	1174	113	65.03	500	21	487.04
27	283	218.62	785	122	88.05	433	135	75.76	562	20	382.43
28	377	375.81	1427	150	130.88	674	117	58.71	441	23	565.40
29	279	288.75	1019	122	149.86	803	92	89.40	670	17	528.01
30	268	233.26	886	71	66.76	355	81	45.47	346	14	345.49
31	128	131.97	418	18	18.46	76	9	7.14	34	5	157.57
32	165	135.04	514	87	75.21	391	68	41.31	316	10	251.56
33	187	217.54	839	76	97.51	531	67	39.33	311	10	354.38
34	211	227.97	783	92	73.77	360	71	45.67	199	11	347.41
35	173	167.02	513	72	105.11	545	70	48.08	316	9	320.21
36	216	224.61	745	119	84.76	374	133	62.21	409	13	371.58
37	281	240.95	867	79	66.69	309	47	28.20	119	11	335.84
38	234	199.63	615	70	67.23	313	38	19.35	92	9	286.21
39	203	182.05	614	47	54.74	267	23	18.07	135	7	254.86
40	94	67.84	250	65	95.62	525	41	13.49	98	5	176.95

THIS REPORT INCLUDES TOLL TYPES: TOLL  
REVENUES SHOWN REFLECT MESSAGES RATED AT FULL TOLL RATES.

DATE: 03/14/90  
 TIME: 12:41

UNITED TELEPHONE COMPANY OF FLORIDA  
 POINT-TO-POINT STUDY  
 10/01/89 TO 10/31/89

EA185A0A/012

COMBINED FROM: MOUNT DORA  
 TO : ORLANDO

FGC TOLL

MESSAGES	*** DAY (8-5) MESSAGES	NO DISCOUNT REVENUE	*** MINUTES	**EVENING (5-11) MESSAGES	DISCOUNTED REVENUE	** MINUTES	**NIGHT + WEEKEND MESSAGES	DISCOUNTED REVENUE	** MINUTES	TOTAL CUSTOMERS	TOTAL REVENUE
41	103	76.19	282	79	75.70	403	64	27.83	212	6	179.72
42	145	127.05	445	54	50.69	236	53	33.61	242	6	211.35
43	14	9.13	33	19	10.28	51	10	2.72	19	1	22.13
44	304	299.78	1158	124	146.22	798	100	94.55	765	12	540.55
45	36	42.92	77	25	23.42	81	29	31.70	171	2	98.04
46	61	49.57	182	82	55.35	284	41	15.62	117	4	120.54
47	127	110.30	296	66	66.14	284	42	29.57	142	5	206.01
48	73	70.82	273	54	26.63	130	17	8.46	57	3	105.91
49	21	17.72	67	39	43.07	247	38	46.52	387	2	107.31
50	94	78.84	295	1	0.42	2	5	3.22	14	2	82.48
51	56	66.04	256	74	62.34	328	74	38.85	295	4	167.23
52	195	168.24	623	56	44.01	156	61	30.71	134	6	242.96
53	120	123.14	478	51	42.26	222	41	19.53	149	4	184.93
54	62	45.46	169	24	20.52	108	22	12.44	98	2	78.42
55	17	14.98	57	19	19.75	106	19	9.76	76	1	44.49
56	52	49.60	175	3	2.47	13	1	3.62	31	1	55.69
57	226	227.73	794	57	49.51	217	59	41.42	172	6	318.66
58	62	44.08	162	32	14.21	68	22	6.93	50	2	65.22
59	49	32.07	116	43	131.41	801	26	49.33	417	2	212.81
60	98	80.55	299	39	63.45	350	43	20.90	162	3	164.90
61	88	72.26	268	20	15.67	76	14	6.36	40	2	94.29
62	29	25.51	84	24	19.08	94	9	5.81	29	1	50.40
63	54	42.22	158	40	28.82	149	32	10.34	75	2	81.38
64	37	39.72	155	17	7.02	33	10	2.26	15	1	49.00
65	77	59.93	224	35	40.32	218	18	4.65	32	2	104.90
66	49	124.91	349	5	11.10	36	12	25.26	124	1	161.27
68	74	65.45	241	39	30.50	159	23	9.62	73	2	105.57
69	86	91.57	357	25	27.66	149	27	15.00	118	2	134.23
70	92	101.72	320	29	29.50	158	19	11.59	92	2	142.81
72	136	131.90	403	40	41.94	218	40	22.89	113	3	196.73
79	55	43.54	163	22	8.76	41	2	0.34	2	1	52.64
82	98	60.00	214	82	35.00	166	66	31.15	240	3	126.15
83	190	176.54	668	38	25.92	133	21	15.01	121	3	217.47
89	46	63.02	252	80	72.01	381	52	32.39	250	2	167.42
91	204	179.01	681	45	43.18	236	24	17.74	143	3	239.93
92	114	91.43	343	32	46.79	251	38	23.31	150	2	161.53
93	85	74.90	285	2	0.67	3	6	1.02	6	1	76.59
94	28	16.42	58	18	6.40	29	48	21.53	165	1	44.35
95	75	83.28	328	3	1.44	7	17	5.85	43	1	90.57
96	6	3.42	12	46	34.46	179	44	20.51	153	1	58.39
98	119	93.59	350	49	19.48	92	28	9.90	60	2	122.97

THIS REPORT INCLUDES TOLL TYPES: TOLL  
 REVENUES SHOWN REFLECT MESSAGES RATED AT FULL TOLL RATES.

DATE: 03/14/90  
 TIME: 12:41

UNITED TELEPHONE COMPANY OF FLORIDA  
 POINT-TO-POINT STUDY  
 10/01/89 TO 10/31/89

EA185A0A/012

COMBINED

FROM: MOUNT DORA  
 TO : ORLANDO

FGC TOLL

MESSAGES	*** DAY (8-5) MESSAGES	NO DISCOUNT REVENUE	*** MINUTES	** EVENING (5-11) MESSAGES	DISCOUNTED REVENUE	** MINUTES	** NIGHT + WEEKEND MESSAGES	DISCOUNTED REVENUE	** MINUTES	TOTAL CUSTOMERS	TOTAL REVENUE
99	330	322.89	1183	48	40.54	219	18	16.26	133	4	379.69
103	42	41.70	163	31	44.17	242	30	24.59	200	1	110.46
110	106	85.03	319	3	2.30	12	1	0.28	2	1	87.61
121	126	114.14	436	63	60.81	324	53	27.52	215	2	202.47
122	31	16.98	59	60	22.25	102	31	8.57	60	1	47.80
147	61	39.14	141	3	1.09	5	83	17.40	112	1	57.63
149	106	81.89	301	10	8.55	45	33	14.15	108	1	104.59
155	150	105.74	388	0	0.00	0	5	1.65	9	1	107.39
161	121	89.38	309	27	21.07	110	13	6.55	50	1	117.00
184	164	178.00	677	8	5.10	26	12	5.92	46	1	189.02
193	190	152.23	571	3	1.09	5	0	0.00	0	1	153.32
210	204	229.63	779	4	4.48	14	2	0.45	3	1	234.56
251	158	110.44	372	37	25.78	127	56	24.93	191	1	161.15
263	232	212.92	780	6	4.78	25	25	10.53	80	1	228.23
273	259	270.61	1044	6	3.57	18	8	2.61	17	1	276.79
286	205	224.47	755	41	36.03	160	40	19.91	124	1	280.41
596	528	541.12	1948	38	67.00	267	30	16.08	61	1	624.20
TOTALS	23239	22251.96	79187	9909	10686.22	55006	7843	4838.18	33925	9230	37776.36
26+	10032	9305.66	33396	3380	3235.10	16524	2862	1674.44	11713	318	14215.20

THIS REPORT INCLUDES TOLL TYPES: TOLL  
 REVENUES SHOWN REFLECT MESSAGES RATED AT FULL TOLL RATES.

DATE:03/28/90  
TIME:14.34.40UNITED TELEPHONE COMPANY OF FLORIDA  
POINT-TO-POINT STUDYFROM: MOUNT DORA EXCHANGE  
TO : EAST ORANGE

89/10/01 TO 89/10/31

TOLL

SUMMARY

	RESIDENCE	BUSINESS	TOTAL
1. ACCESS LINES	8,096	1,567	9,663
2. CUSTOMERS BILLED	8,096	1,134	9,230
3. NUMBER OF CUSTOMERS ORIGINATING 1 OR MORE MESSAGES	93	29	122
4. ORIGINATING MESSAGES	278	61	339
5. MESSAGE MINUTES	1,528	249	1,777
6. MESSAGE REVENUE	\$283.02	\$73.60	\$356.62
7. PERCENT CUSTOMER USAGE 1 OR MORE MESSAGE (L3/L2)	1	3	1
8. AVERAGE MESSAGES PER ACCESS LINE (L4/L1)	.03	.04	.04
9. AVERAGE MESSAGES PER CALLING CUSTOMER (L4/L3)	2.99	2.10	2.78
10. AVERAGE MINUTES PER MESSAGE (L5/L4)	5.50	4.08	5.24
11. AVERAGE REVENUE PER MESSAGE (L6/L4)	\$1.02	\$1.21	\$1.05
12. AVERAGE MESSAGE REVENUE PER ACCESS LINE (L6/L1)	\$.03	\$.05	\$.04
13. AVERAGE MESSAGE REVENUE PER CALLING CUSTOMER (L6/L3)	\$3.04	\$2.54	\$2.92
14. NUMBER OF CUSTOMERS ORIGINATING 2 OR MORE MESSAGES	46	13	59
15. PERCENT CUSTOMER USAGE 2 OR MORE MESSAGES (L14/L2)	1	1	1

THIS REPORT INCLUDES TOLL TYPES: TOLL  
REVENUES SHOWN REFLECT MESSAGES RATED AT FULL TOLL RATES.

DATE: 03/13/90  
 TIME: 10:50

UNITED TELEPHONE COMPANY OF FLORIDA  
 POINT-TO-POINT STUDY  
 10/01/89 TO 10/31/89

EA185A0A/012

RESIDENCE FROM: MOUNT DORA  
 TO : E.ORANGE

FGC TOLL

MESSAGES	*** DAY (8-5) MESSAGES	NO DISCOUNT REVENUE	*** MINUTES	*** EVENING (5-11) MESSAGES	DISCOUNTED REVENUE	*** MINUTES	*** NIGHT + WEEKEND MESSAGES	DISCOUNTED REVENUE	*** MINUTES	TOTAL CUSTOMERS	TOTAL REVENUE
0	0	0.00	0	0	0.00	0	0	0.00	0	8003	0.00
1	12	12.82	50	26	28.89	144	9	4.63	36	47	46.34
2	9	7.20	27	16	39.49	213	13	9.44	76	19	56.13
3	8	4.56	16	16	15.49	71	6	5.71	47	10	25.76
4	7	2.84	9	11	6.56	34	2	1.02	8	5	10.42
5	1	0.34	1	2	0.50	2	2	0.57	4	1	1.41
6	5	3.31	12	3	2.99	16	4	11.60	98	2	17.90
8	7	10.28	37	1	0.60	3	0	0.00	0	1	10.88
9	2	3.90	16	6	12.37	69	1	0.17	1	1	16.44
10	0	0.00	0	9	22.10	124	1	5.11	44	1	27.21
11	2	4.13	17	4	8.59	48	5	2.57	20	1	15.29
12	1	1.26	5	3	1.27	6	8	3.52	27	1	6.05
16	2	3.90	16	2	1.37	7	12	7.84	54	1	13.11
17	6	7.10	28	7	6.08	32	4	3.64	8	1	16.82
21	0	0.00	0	18	4.50	18	3	0.51	3	1	5.01
22	0	0.00	0	15	11.81	63	7	2.44	18	1	14.25
<b>TOTALS</b>	<b>62</b>	<b>61.64</b>	<b>234</b>	<b>139</b>	<b>162.61</b>	<b>850</b>	<b>77</b>	<b>58.77</b>	<b>444</b>	<b>8096</b>	<b>283.02</b>
26+	0	0.00	0	0	0.00	0	0	0.00	0	0	0.00

THIS REPORT INCLUDES TOLL TYPES: TOLL  
 REVENUES SHOWN REFLECT MESSAGES RATED AT FULL TOLL RATES.

DATE: 03/13/90  
TIME: 10:50

UNITED TELEPHONE COMPANY OF FLORIDA  
POINT-TO-POINT STUDY  
10/01/89 TO 10/31/89

EA185A0A/012  
FGC TOLL

PAGE  
2

BUSINESS FROM: MOUNT DORA  
TO : E.ORANGE

MESSAGES	**** DAY (8-5) MESSAGES	NO DISCOUNT REVENUE	**** MINUTES	**EVENING (5-11) MESSAGES	DISCOUNTED REVENUE	** MINUTES	**NIGHT + MESSAGES	WEEKEND REVENUE	DISCOUNTED MINUTES	TOTAL CUSTOMERS	TOTAL REVENUE
0	0	0.00	0	0	0.00	0	0	0.00	0	1105	0.00
1	10	11.22	44	1	1.25	1	5	4.60	16	16	17.07
2	11	10.96	25	0	0.00	0	5	3.88	14	8	14.84
3	0	0.00	0	0	0.00	0	3	4.89	15	1	4.89
4	2	1.14	4	0	0.00	0	2	0.34	2	1	1.48
6	0	0.00	0	6	11.99	32	0	0.00	0	1	11.99
8	13	22.82	93	0	0.00	0	3	0.51	3	2	23.33
TOTALS	36	46.14	166	7	13.24	33	18	14.22	50	1134	73.60
26+	0	0.00	0	0	0.00	0	0	0.00	0	0	0.00

THIS REPORT INCLUDES TOLL TYPES: TOLL  
REVENUES SHOWN REFLECT MESSAGES RATED AT FULL TOLL RATES.

DATE: 03/13/90  
TIME: 10:50

UNITED TELEPHONE COMPANY OF FLORIDA  
POINT-TO-POINT STUDY  
10/01/89 TO 10/31/89

EA185A0A/012  
FGC TOLL

PAGE  
3

COMBINED FROM: MOUNT DORA  
TO : E.ORANGE

MESSAGES	**** DAY (8-5) MESSAGES	NO DISCOUNT**** REVENUE	MINUTES	**EVENING (5-11) MESSAGES	DISCOUNTED** REVENUE	MINUTES	**NIGHT + WEEKEND MESSAGES	DISCOUNTED** REVENUE	MINUTES	TOTAL CUSTOMERS	TOTAL REVENUE
0	0	0.00	0	0	0.00	0	0	0.00	0	9108	0.00
1	22	24.04	94	27	30.14	145	14	9.23	52	63	63.41
2	20	18.16	52	16	39.49	213	18	13.32	90	27	70.97
3	8	4.56	16	16	15.49	71	9	10.60	62	11	30.65
4	9	3.98	13	11	6.56	34	4	1.36	10	6	11.90
5	1	0.34	1	2	0.50	2	2	0.57	4	1	1.41
6	5	3.31	12	9	14.98	48	4	11.60	98	3	29.89
8	20	33.10	130	1	0.60	3	3	0.51	3	3	34.21
9	2	3.90	16	6	12.37	69	1	0.17	1	1	16.44
10	0	0.00	0	9	22.10	124	1	5.11	44	1	27.21
11	2	4.13	17	4	8.59	48	5	2.57	20	1	15.29
12	1	1.26	5	3	1.27	6	8	3.52	27	1	6.05
16	2	3.90	16	2	1.37	7	12	7.84	54	1	13.11
17	6	7.10	28	7	6.08	32	4	3.64	8	1	16.82
21	0	0.00	0	18	4.50	18	3	0.51	3	1	5.01
22	0	0.00	0	15	11.81	63	7	2.44	18	1	14.25
TOTALS	98	107.78	400	146	175.85	883	95	72.99	494	9230	356.62
26+	0	0.00	0	0	0.00	0	0	0.00	0	0	0.00

THIS REPORT INCLUDES TOLL TYPES: TOLL  
REVENUES SHOWN REFLECT MESSAGES RATED AT FULL TOLL RATES.

DATE:03/28/90

UNITED TELEPHONE COMPANY OF FLORIDA

TIME:14.34.40

POINT-TO-POINT STUDY

FROM: MOUNT DORA EXCHANGE

89/10/01 TO 89/10/31

TOLL

SUMMARY TO : LAKE BUENA VISTA

	RESIDENCE	BUSINESS	TOTAL
1. ACCESS LINES	8,096	1,567	9,663
2. CUSTOMERS BILLED	8,096	1,134	9,230
3. NUMBER OF CUSTOMERS ORIGINATING 1 OR MORE MESSAGES	206	43	249
4. ORIGINATING MESSAGES	708	148	856
5. MESSAGE MINUTES	1,782	446	2,228
6. MESSAGE REVENUE	\$422.76	\$122.75	\$545.51
7. PERCENT CUSTOMER USAGE 1 OR MORE MESSAGE (L3/L2)	3	4	3
8. AVERAGE MESSAGES PER ACCESS LINE (L4/L1)	.09	.09	.09
9. AVERAGE MESSAGES PER CALLING CUSTOMER (L4/L3)	3.44	3.44	3.44
10. AVERAGE MINUTES PER MESSAGE (L5/L4)	2.52	3.01	2.60
11. AVERAGE REVENUE PER MESSAGE (L6/L4)	\$.60	\$.83	\$.64
12. AVERAGE MESSAGE REVENUE PER ACCESS LINE (L6/L1)	\$.05	\$.08	\$.06
13. AVERAGE MESSAGE REVENUE PER CALLING CUSTOMER (L6/L3)	\$2.05	\$2.85	\$2.19
14. NUMBER OF CUSTOMERS ORIGINATING 2 OR MORE MESSAGES	99	20	119
15. PERCENT CUSTOMER USAGE 2 OR MORE MESSAGES (L14/L2)	1	2	1

THIS REPORT INCLUDES TOLL TYPES: TOLL

REVENUES SHOWN REFLECT MESSAGES RATED AT FULL TOLL RATES.



DATE: 03/14/90  
 TIME: 12:27

UNITED TELEPHONE COMPANY OF FLORIDA  
 POINT-TO-POINT STUDY  
 10/01/89 TO 10/31/89

EA185A0A/012

RESIDENCE FROM: MOUNT DORA  
 TO : LAKE BUENA VISTA

FGC TOLL

MESSAGES	*** DAY (8-5) MESSAGES	NO DISCOUNT REVENUE	*** MINUTES	** EVENING (5-11) MESSAGES	DISCOUNTED REVENUE	** MINUTES	** NIGHT + WEEKEND MESSAGES	DISCOUNTED REVENUE	** MINUTES	TOTAL CUSTOMERS	TOTAL REVENUE
0	0	0.00	0	0	0.00	0	0	0.00	0	7890	0.00
1	56	52.71	185	25	12.60	56	26	11.37	78	107	76.68
2	36	30.84	106	16	12.63	66	16	3.95	27	34	47.42
3	22	13.92	50	4	3.07	16	13	3.79	27	13	20.78
4	35	22.48	81	14	7.10	29	15	7.00	30	16	36.58
5	21	16.57	62	6	3.75	19	13	4.94	37	8	25.26
6	4	1.59	5	2	0.67	3	6	1.02	6	2	3.28
7	12	12.36	48	2	0.67	3	7	3.25	25	3	16.28
8	12	11.67	45	9	4.67	23	3	1.43	11	3	17.77
9	24	12.07	41	3	2.31	12	0	0.00	0	3	14.38
10	6	2.04	6	1	0.25	1	3	0.51	3	1	2.80
11	25	19.54	73	12	7.67	39	29	7.41	51	6	34.62
12	5	1.93	6	4	3.59	19	3	0.51	3	1	6.03
14	34	30.88	118	3	1.45	7	5	0.85	5	3	33.18
15	9	11.34	45	3	0.92	4	3	1.54	12	1	13.80
18	13	6.49	22	5	1.59	7	0	0.00	0	1	8.08
30	16	6.82	22	1	0.42	2	13	4.70	26	1	11.94
31	21	8.52	27	10	3.59	17	0	0.00	0	1	12.11
34	10	6.85	25	12	3.34	14	12	2.60	17	1	12.79
48	39	23.84	85	2	1.89	10	7	3.25	25	1	28.98
TOTALS	400	292.46	1052	134	72.18	347	174	58.12	383	8096	422.76
26+	86	46.03	159	25	9.24	43	32	10.55	68	4	65.82

THIS REPORT INCLUDES TOLL TYPES: TOLL  
 REVENUES SHOWN REFLECT MESSAGES RATED AT FULL TOLL RATES.

DATE: 03/14/90  
TIME: 12:27

UNITED TELEPHONE COMPANY OF FLORIDA  
POINT-TO-POINT STUDY  
10/01/89 TO 10/31/89

EA185A0A/012

BUSINESS

FROM: MOUNT DORA  
TO : LAKE BUENA VISTA

FGC TOLL

MESSAGES	*** DAY (8-5) MESSAGES	NO DISCOUNT REVENUE	*** MINUTES	** EVENING (5-11) MESSAGES	DISCOUNTED REVENUE	** MINUTES	** NIGHT + WEEKEND MESSAGES	DISCOUNTED REVENUE	** MINUTES	TOTAL CUSTOMERS	TOTAL REVENUE
0	0	0.00	0	0	0.00	0	0	0.00	0	1091	0.00
1	19	15.98	43	2	1.42	3	2	2.77	8	23	20.17
2	11	10.30	33	2	0.50	2	3	1.08	8	8	11.88
3	9	8.99	25	0	0.00	0	0	0.00	0	3	8.99
4	2	2.06	8	1	0.25	1	5	1.29	9	2	3.60
5	5	7.68	31	0	0.00	0	0	0.00	0	1	7.68
6	2	2.06	8	1	0.77	4	3	1.19	9	1	4.02
7	14	8.44	30	0	0.00	0	0	0.00	0	2	8.44
10	10	8.23	31	0	0.00	0	0	0.00	0	1	8.23
18	18	6.58	20	0	0.00	0	0	0.00	0	1	6.58
39	37	42.25	166	0	0.00	0	2	0.91	7	1	43.16
TOTALS	127	112.57	395	6	2.94	10	15	7.24	41	1134	122.75
26+	37	42.25	166	0	0.00	0	2	0.91	7	1	43.16

THIS REPORT INCLUDES TOLL TYPES: TOLL  
REVENUES SHOWN REFLECT MESSAGES RATED AT FULL TOLL RATES.

DATE: 03/14/90  
 TIME: 12:27

UNITED TELEPHONE COMPANY OF FLORIDA  
 POINT-TO-POINT STUDY  
 10/01/89 TO 10/31/89

EA185A0A/012

COMBINED

FROM: MOUNT DORA  
 TO : LAKE BUENA VISTA

FGC TOLL

MESSAGES	**** DAY (8-5) MESSAGES	NO DISCOUNT REVENUE	**** MINUTES	**EVENING (5-11) MESSAGES	DISCOUNTED REVENUE	** MINUTES	**NIGHT + WEEKEND MESSAGES	DISCOUNTED REVENUE	** MINUTES	TOTAL CUSTOMERS	TOTAL REVENUE
0	0	0.00	0	0	0.00	0	0	0.00	0	8981	0.00
1	75	68.69	228	27	14.02	59	28	14.14	86	130	96.85
2	47	41.11	139	18	13.13	68	19	5.03	35	42	59.30
3	31	22.91	75	4	3.07	16	13	3.79	27	16	29.77
4	37	24.54	89	15	7.35	30	20	8.29	39	18	40.18
5	26	24.25	93	6	3.75	19	13	4.94	37	9	32.94
6	6	3.65	13	3	1.44	7	9	2.21	15	3	7.30
7	26	20.80	78	2	0.67	3	7	3.25	25	5	24.72
8	12	11.67	45	9	4.67	23	3	1.43	11	3	17.77
9	24	12.07	41	3	2.31	12	0	0.00	0	3	14.38
10	16	10.27	37	1	0.25	1	3	0.51	3	2	11.03
11	25	19.54	73	12	7.67	39	29	7.41	51	6	34.62
12	5	1.93	6	4	3.59	19	3	0.51	3	1	6.03
14	34	30.88	118	3	1.45	7	5	0.85	5	3	33.18
15	9	11.34	45	3	0.92	4	3	1.54	12	1	13.80
18	31	13.07	42	5	1.59	7	0	0.00	0	2	14.66
30	16	6.82	22	1	0.42	2	13	4.70	26	1	11.94
31	21	8.52	27	10	3.59	17	0	0.00	0	1	12.11
34	10	6.85	25	12	3.34	14	12	2.60	17	1	12.79
39	37	42.25	166	0	0.00	0	2	0.91	7	1	43.16
48	39	23.84	85	2	1.89	10	7	3.25	25	1	28.98
TOTALS	527	405.03	1447	140	75.12	357	189	65.36	424	9230	545.51
26+	123	88.28	325	25	9.24	43	34	11.46	75	5	108.98

THIS REPORT INCLUDES TOLL TYPES: TOLL  
 REVENUES SHOWN REFLECT MESSAGES RATED AT FULL TOLL RATES.

DATE:03/28/90  
TIME:14.34.40UNITED TELEPHONE COMPANY OF FLORIDA  
POINT-TO-POINT STUDYFROM: MOUNT DORA POCKET  
TO : ORLANDO

89/10/01 TO 89/10/31

TOLL

SUMMARY

	RESIDENCE	BUSINESS	TOTAL
1. ACCESS LINES	650	67	717
2. CUSTOMERS BILLED	650	59	709
3. NUMBER OF CUSTOMERS ORIGINATING 1 OR MORE MESSAGES	439	47	486
4. ORIGINATING MESSAGES	4,126	894	5,020
5. MESSAGE MINUTES	17,193	3,626	20,819
6. MESSAGE REVENUE	\$3,649.20	\$1,050.32	\$4,699.52
7. PERCENT CUSTOMER USAGE 1 OR MORE MESSAGE (L3/L2)	68	80	69
8. AVERAGE MESSAGES PER ACCESS LINE (L4/L1)	6.35	13.34	7.00
9. AVERAGE MESSAGES PER CALLING CUSTOMER (L4/L3)	9.40	19.02	10.33
10. AVERAGE MINUTES PER MESSAGE (L5/L4)	4.17	4.06	4.15
11. AVERAGE REVENUE PER MESSAGE (L6/L4)	\$ .88	\$ 1.17	\$ .94
12. AVERAGE MESSAGE REVENUE PER ACCESS LINE (L6/L1)	\$5.61	\$15.68	\$6.55
13. AVERAGE MESSAGE REVENUE PER CALLING CUSTOMER (L6/L3)	\$8.31	\$22.35	\$9.67
14. NUMBER OF CUSTOMERS ORIGINATING 2 OR MORE MESSAGES	360	41	401
15. PERCENT CUSTOMER USAGE 2 OR MORE MESSAGES (L14/L2)	55	69	57

THIS REPORT INCLUDES TOLL TYPES: TOLL  
REVENUES SHOWN REFLECT MESSAGES RATED AT FULL TOLL RATES.

DATE: 03/15/90  
TIME: 15:59

UNITED TELEPHONE COMPANY OF FLORIDA  
POINT-TO-POINT STUDY  
10/01/89 TO 10/31/89

EA185A0A/012

PAGE  
1

RESIDENCE FROM: MOUNT DORA POCKET  
TO : ORLANDO

FGC TOLL

MESSAGES	**** DAY (8-5) MESSAGES	NO DISCOUNT REVENUE	**** MINUTES	**EVENING (5-11) MESSAGES	DISCOUNTED REVENUE	** MINUTES	**NIGHT + WEEKEND MESSAGES	DISCOUNTED REVENUE	** MINUTES	TOTAL CUSTOMERS	TOTAL REVENUE
0	0	0.00	0	0	0.00	0	0	0.00	0	211	0.00
1	34	36.54	135	21	18.74	99	24	11.28	87	79	66.56
2	54	48.17	176	23	24.19	124	15	7.21	47	46	79.57
3	41	47.54	183	24	14.12	71	28	13.62	88	31	75.28
4	74	66.50	232	33	27.21	137	37	21.98	174	36	115.69
5	84	65.14	230	36	28.51	133	30	12.48	75	30	106.13
6	107	97.77	352	56	38.02	185	29	21.97	169	32	157.76
7	57	70.44	279	38	45.17	220	45	20.35	143	20	135.96
8	85	95.95	362	57	73.63	401	34	25.00	193	22	194.58
9	72	60.60	216	30	25.60	100	24	9.05	59	14	95.25
10	70	53.99	198	59	42.62	203	51	21.05	146	18	117.66
11	43	42.62	143	37	28.58	149	30	13.55	104	10	84.75
12	52	58.94	214	25	24.67	126	19	11.33	81	8	94.94
13	53	42.64	147	35	38.17	178	29	18.24	95	9	99.05
14	38	29.30	113	16	9.99	45	16	3.63	22	5	42.92
15	45	35.15	115	17	28.55	136	13	12.54	66	5	76.24
16	11	12.87	42	13	15.04	83	8	4.55	36	2	32.46
17	35	28.77	104	19	33.16	186	14	7.30	57	4	69.23
18	47	97.41	388	26	32.19	175	17	15.74	127	5	145.34
19	52	45.05	171	42	36.69	182	20	11.27	80	6	93.01
20	15	10.39	38	5	5.92	32	0	0.00	0	1	16.31
21	84	83.53	323	39	61.36	338	24	17.45	132	7	162.34
22	39	37.65	132	15	14.61	78	12	8.70	70	3	60.96
23	33	32.61	126	21	15.62	81	15	7.35	57	3	55.58
24	38	25.57	93	28	15.22	76	30	21.27	156	4	62.06
25	15	18.44	73	33	33.64	180	27	13.61	106	3	65.69
26	46	38.41	145	18	23.82	130	14	10.18	82	3	72.41
27	54	52.94	200	20	14.34	74	7	3.48	26	3	70.76
28	39	33.12	121	9	10.53	57	8	6.75	55	2	50.40
29	24	12.53	43	2	0.67	3	3	1.08	8	1	14.28
30	0	0.00	0	17	17.20	92	13	10.71	87	1	27.91
32	7	5.83	22	8	8.04	43	17	15.29	122	1	29.16
33	39	56.50	227	32	27.16	143	28	17.37	138	3	101.03
35	8	6.17	23	12	48.54	276	15	3.34	22	1	58.05
36	39	31.43	118	13	16.19	88	20	10.85	85	2	58.47
38	48	33.97	125	20	15.35	80	8	2.84	21	2	52.16
39	23	29.37	108	44	53.99	264	11	11.46	86	2	94.82
40	25	24.83	96	34	47.14	258	21	8.14	61	2	80.11
41	25	21.61	82	15	13.76	73	1	0.57	4	1	35.94
44	25	23.22	89	46	47.87	263	17	20.36	169	2	91.45
46	29	19.75	72	9	5.35	27	8	3.17	24	1	28.27

THIS REPORT INCLUDES TOLL TYPES: TOLL  
REVENUES SHOWN REFLECT MESSAGES RATED AT FULL TOLL RATES.

DATE: 03/15/90  
TIME: 15:59

UNITED TELEPHONE COMPANY OF FLORIDA  
POINT-TO-POINT STUDY  
10/01/89 TO 10/31/89

EAI85A0A/012

PAGE  
2

RESIDENCE

FROM: MOUNT DORA POCKET  
TO : ORLANDO

FGC TOLL

MESSAGES	*** DAY (8-5) MESSAGES	NO DISCOUNT REVENUE	*** MINUTES	**EVENING (5-11) MESSAGES	DISCOUNTED REVENUE	** MINUTES	**NIGHT + WEEKEND MESSAGES	DISCOUNTED REVENUE	** MINUTES	TOTAL CUSTOMERS	TOTAL REVENUE
48	14	9.59	35	31	14.64	71	3	1.08	8	1	25.31
51	26	27.78	104	13	9.63	50	12	5.55	34	1	42.96
52	29	20.96	74	39	28.71	75	36	20.00	59	2	69.67
58	11	11.79	46	26	12.20	59	21	6.76	49	1	30.75
63	28	17.34	62	14	12.30	65	21	4.47	29	1	34.11
83	44	56.82	226	30	23.23	121	9	4.27	33	1	84.32
89	33	51.93	210	27	27.66	148	29	19.44	154	1	99.03
92	38	26.03	95	28	45.44	245	26	21.04	136	1	92.51
TOTALS	1932	1855.50	6908	1255	1254.98	6423	939	538.72	3862	650	3649.20
26+	654	611.92	2323	507	523.76	2705	348	208.20	1492	36	1343.88

THIS REPORT INCLUDES TOLL TYPES: TOLL  
REVENUES SHOWN REFLECT MESSAGES RATED AT FULL TOLL RATES.

DATE: 03/15/90  
 TIME: 15:59

UNITED TELEPHONE COMPANY OF FLORIDA  
 POINT-TO-POINT STUDY  
 10/01/89 TO 10/31/89

EA185A0A/012

BUSINESS

FROM: MOUNT DORA POCKET  
 TO : ORLANDO

FGC TOLL

MESSAGES	**** DAY (8-5) MESSAGES	NO DISCOUNT**** REVENUE	**** MINUTES	**EVENING (5-11) MESSAGES	DISCOUNTED** REVENUE	DISCOUNTED** MINUTES	**NIGHT + WEEKEND MESSAGES	DISCOUNTED** REVENUE	DISCOUNTED** MINUTES	TOTAL CUSTOMERS	TOTAL REVENUE
0	0	0.00	0	0	0.00	0	0	0.00	0	12	0.00
1	4	12.63	53	2	0.67	3	0	0.00	0	6	13.30
2	7	4.22	15	0	0.00	0	1	0.28	2	4	4.50
3	7	4.68	17	2	6.71	38	0	0.00	0	3	11.39
4	5	21.25	90	7	8.48	46	0	0.00	0	3	29.73
5	6	11.24	46	3	3.51	19	1	0.74	6	2	15.49
6	3	1.94	7	3	3.48	13	0	0.00	0	1	5.42
8	7	5.83	22	0	0.00	0	9	13.00	48	2	18.83
9	14	16.49	65	0	0.00	0	4	2.17	17	2	18.66
10	20	17.61	67	0	0.00	0	10	3.41	25	3	21.02
11	18	16.86	56	2	1.50	2	2	0.45	3	2	18.81
16	5	11.13	46	3	11.45	65	8	5.15	41	1	27.73
18	15	12.52	44	1	0.42	2	2	1.25	10	1	14.19
20	21	16.57	62	7	2.61	12	12	4.89	37	2	24.07
22	8	19.35	39	9	16.87	43	5	8.69	32	1	44.91
24	19	13.36	49	0	0.00	0	5	1.07	7	1	14.43
25	22	21.80	81	0	0.00	0	3	0.73	5	1	22.53
29	25	26.21	102	3	3.00	16	1	0.17	1	1	29.38
30	30	33.89	133	0	0.00	0	0	0.00	0	1	33.89
34	41	33.11	120	21	11.29	56	6	4.61	20	2	49.01
35	50	90.23	276	8	7.84	10	12	10.07	19	2	108.14
36	17	29.03	92	11	21.34	55	8	9.89	21	1	60.26
37	34	25.36	94	2	0.84	4	1	0.17	1	1	26.37
43	36	25.12	92	0	0.00	0	7	1.30	8	1	26.42
47	33	51.27	93	7	8.97	14	7	9.87	13	1	70.11
66	49	124.91	349	5	11.10	36	12	25.26	124	1	161.27
186	129	150.62	491	26	16.94	62	31	12.90	89	1	180.46
TOTALS	625	797.23	2601	122	137.02	496	147	116.07	529	59	1050.32
26+	444	589.75	1842	83	81.32	253	85	74.24	296	12	745.31

THIS REPORT INCLUDES TOLL TYPES: TOLL  
 REVENUES SHOWN REFLECT MESSAGES RATED AT FULL TOLL RATES.

DATE: 03/15/90  
 TIME: 15:59

UNITED TELEPHONE COMPANY OF FLORIDA  
 POINT-TO-POINT STUDY  
 10/01/89 TO 10/31/89

EA185A0A/012

COMBINED FROM: MOUNT DORA POCKET  
 TO : ORLANDO

FGC TOLL

MESSAGES	*** DAY (8-5) MESSAGES	NO DISCOUNT REVENUE	*** MINUTES	**EVENING (5-11) MESSAGES	DISCOUNTED REVENUE	** MINUTES	**NIGHT + WEEKEND MESSAGES	DISCOUNTED REVENUE	** MINUTES	TOTAL CUSTOMERS	TOTAL REVENUE
0	0	0.00	0	0	0.00	0	0	0.00	0	223	0.00
1	38	49.17	188	23	19.41	102	24	11.28	87	85	79.86
2	61	52.30	191	23	24.19	124	16	7.49	49	50	84.07
3	48	52.22	200	26	20.83	109	28	13.62	88	34	86.67
4	79	87.75	322	40	35.69	183	37	21.98	174	39	145.42
5	90	76.38	276	39	32.02	152	31	13.22	81	32	121.62
6	110	99.71	359	59	41.50	198	29	21.97	169	33	163.18
7	57	70.44	279	38	45.17	220	45	20.35	143	20	135.96
8	92	101.78	384	57	73.63	401	43	38.00	241	24	213.41
9	86	77.09	281	30	25.60	100	28	11.22	76	16	113.91
10	90	71.60	265	59	42.62	203	61	24.46	171	21	138.68
11	61	59.48	199	39	30.08	151	32	14.00	107	12	103.56
12	52	58.94	214	25	24.67	126	19	11.33	81	8	94.94
13	53	42.64	147	35	38.17	178	29	18.24	95	9	99.05
14	38	29.30	113	16	9.99	45	16	3.63	22	5	42.92
15	45	35.15	115	17	28.55	136	13	12.54	66	5	76.24
16	16	24.00	88	16	26.49	148	16	9.70	77	3	60.19
17	35	28.77	104	19	33.16	186	14	7.30	57	4	69.23
18	62	109.93	432	27	32.61	177	19	16.99	137	6	159.53
19	52	45.05	171	42	36.69	182	20	11.27	80	6	93.01
20	36	26.96	100	12	8.53	44	12	4.89	37	3	40.38
21	84	83.53	323	39	61.36	338	24	17.45	132	7	162.34
22	47	57.00	171	24	31.48	121	17	17.39	102	4	105.87
23	33	32.61	126	21	15.62	81	15	7.35	57	3	55.58
24	57	38.93	142	28	15.22	76	35	22.34	163	5	76.49
25	37	40.24	154	33	33.64	180	30	14.34	111	4	88.22
26	46	38.41	145	18	23.82	130	14	10.18	82	3	72.41
27	54	52.94	200	20	14.34	74	7	3.48	26	3	70.76
28	39	33.12	121	9	10.53	57	8	6.75	55	2	50.40
29	49	38.74	145	5	3.67	19	4	1.25	9	2	43.66
30	30	33.89	133	17	17.20	92	13	10.71	87	2	61.80
32	7	5.83	22	8	8.04	43	17	15.29	122	1	29.16
33	39	56.50	227	32	27.16	143	28	17.37	138	3	101.03
34	41	33.11	120	21	11.29	56	6	4.61	20	2	49.01
35	58	96.40	299	20	56.38	286	27	13.41	41	3	166.19
36	56	60.46	210	24	37.53	143	28	20.74	106	3	118.73
37	34	25.36	94	2	0.84	4	1	0.17	1	1	26.37
38	48	33.97	125	20	15.35	80	8	2.84	21	2	52.16
39	23	29.37	108	44	53.99	264	11	11.46	86	2	94.82
40	25	24.83	96	34	47.14	258	21	8.14	61	2	80.11
41	25	21.61	82	15	13.76	73	1	0.57	4	1	35.94

THIS REPORT INCLUDES TOLL TYPES: TOLL  
 REVENUES SHOWN REFLECT MESSAGES RATED AT FULL TOLL RATES.



DATE: 03/15/90  
TIME: 15:59

UNITED TELEPHONE COMPANY OF FLORIDA  
POINT-TO-POINT STUDY  
10/01/89 TO 10/31/89

EA185A0A/012

PAGE  
5

COMBINED

FROM: MOUNT DORA POCKET  
TO : ORLANDO

FGC TOLL

MESSAGES	**** DAY (8-5) MESSAGES	NO DISCOUNT REVENUE	**** MINUTES	**EVENING (5-11) MESSAGES	DISCOUNTED REVENUE	** MINUTES	**NIGHT + MESSAGES	WEEKEND REVENUE	DISCOUNTED MINUTES	TOTAL CUSTOMERS	TOTAL REVENUE
43	36	25.12	92	0	0.00	0	7	1.30	8	1	26.42
44	25	23.22	89	46	47.87	263	17	20.36	169	2	91.45
46	29	19.75	72	9	5.35	27	8	3.17	24	1	28.27
47	33	51.27	93	7	8.97	14	7	9.87	13	1	70.11
48	14	9.59	35	31	14.64	71	3	1.08	8	1	25.31
51	26	27.78	104	13	9.63	50	12	5.55	34	1	42.96
52	29	20.96	74	39	28.71	75	36	20.00	59	2	69.67
58	11	11.79	46	26	12.20	59	21	6.76	49	1	30.75
63	28	17.34	62	14	12.30	65	21	4.47	29	1	34.11
66	49	124.91	349	5	11.10	36	12	25.26	124	1	161.27
83	44	56.82	226	30	23.23	121	9	4.27	33	1	84.32
89	33	51.93	210	27	27.66	148	29	19.44	154	1	99.03
92	38	26.03	95	28	45.44	245	26	21.04	136	1	92.51
186	129	150.62	491	26	16.94	62	31	12.90	89	1	180.46
TOTALS	2557	2652.73	9509	1377	1392.00	6919	1086	654.79	4391	709	4699.52
26+	1098	1201.67	4165	590	605.08	2958	433	282.44	1788	48	2089.19

THIS REPORT INCLUDES TOLL TYPES: TOLL  
REVENUES SHOWN REFLECT MESSAGES RATED AT FULL TOLL RATES.

DATE:03/28/90  
TIME:14.34.40UNITED TELEPHONE COMPANY OF FLORIDA  
POINT-TO-POINT STUDY  
89/10/01 TO 89/10/31FROM: MOUNT DORA POCKET  
TO : EAST ORANGE

TOLL

SUMMARY

	RESIDENCE	BUSINESS	TOTAL
1. ACCESS LINES	650	67	717
2. CUSTOMERS BILLED	650	59	709
3. NUMBER OF CUSTOMERS ORIGINATING 1 OR MORE MESSAGES	11	3	14
4. ORIGINATING MESSAGES	33	3	36
5. MESSAGE MINUTES	202	4	206
6. MESSAGE REVENUE	\$36.52	\$1.54	\$38.06
7. PERCENT CUSTOMER USAGE 1 OR MORE MESSAGE (L3/L2)	2	5	2
8. AVERAGE MESSAGES PER ACCESS LINE (L4/L1)	.05	.04	.05
9. AVERAGE MESSAGES PER CALLING CUSTOMER (L4/L3)	3.00	1.00	2.57
10. AVERAGE MINUTES PER MESSAGE (L5/L4)	6.12	1.33	5.72
11. AVERAGE REVENUE PER MESSAGE (L6/L4)	\$1.11	\$.51	\$1.06
12. AVERAGE MESSAGE REVENUE PER ACCESS LINE (L6/L1)	\$.06	\$.02	\$.05
13. AVERAGE MESSAGE REVENUE PER CALLING CUSTOMER (L6/L3)	\$3.32	\$.51	\$2.72
14. NUMBER OF CUSTOMERS ORIGINATING 2 OR MORE MESSAGES	7	0	7
15. PERCENT CUSTOMER USAGE 2 OR MORE MESSAGES (L14/L2)	1	0	1

THIS REPORT INCLUDES TOLL TYPES: TOLL  
REVENUES SHOWN REFLECT MESSAGES RATED AT FULL TOLL RATES.

DATE: 03/15/90  
TIME: 15:35

UNITED TELEPHONE COMPANY OF FLORIDA  
POINT-TO-POINT STUDY  
10/01/89 TO 10/31/89

EA185A0A/012  
FGC TOLL

RESIDENCE FROM: MOUNT DORA POCKET  
TO : E.ORANGE

MESSAGES	**** DAY (8-5) NO DISCOUNT**** MESSAGES	REVENUE	MINUTES	**EVENING (5-11) MESSAGES	DISCOUNTED** REVENUE	MINUTES	**NIGHT + MESSAGES	WEEKEND REVENUE	DISCOUNTED** MINUTES	TOTAL CUSTOMERS	TOTAL REVENUE
0	0	0.00	0	0	0.00	0	0	0.00	0	639	0.00
1	0	0.00	0	4	3.59	19	0	0.00	0	4	3.59
2	2	1.37	5	2	6.20	35	2	3.90	33	3	11.47
3	5	3.54	13	1	0.25	1	0	0.00	0	2	3.79
6	3	1.25	4	2	0.50	2	1	0.63	5	1	2.38
11	2	4.13	17	4	8.59	48	5	2.57	20	1	15.29
TOTALS	12	10.29	39	13	19.13	105	8	7.10	58	650	36.52
26+	0	0.00	0	0	0.00	0	0	0.00	0	0	0.00

THIS REPORT INCLUDES TOLL TYPES: TOLL  
REVENUES SHOWN REFLECT MESSAGES RATED AT FULL TOLL RATES.

DATE: 03/15/90  
TIME: 15:35

UNITED TELEPHONE COMPANY OF FLORIDA  
POINT-TO-POINT STUDY  
10/01/89 TO 10/31/89

EA18

BUSINESS

FROM: MOUNT DORA POCKET  
TO : E.ORANGE

FGC TOLL

MESSAGES	**** DAY (8-5) MESSAGES	NO DISCOUNT REVENUE	**** MINUTES	**EVENING (5-11) MESSAGES	DISCOUNTED REVENUE	** MINUTES	**NIGHT + WEEKEND MESSAGES	DISCOUNTED REVENUE	** MINUTES	TOTAL CUSTOMERS	
0	0	0.00	0	0	0.00	0	0	0.00	0	56	.00
1	1	0.34	1	0	0.00	0	2	1.20	3	3	1.54
TOTALS	1	0.34	1	0	0.00	0	2	1.20	3	59	1.54
26+	0	0.00	0	0	0.00	0	0	0.00	0	0	0.00

THIS REPORT INCLUDES TOLL TYPES: TOLL  
REVENUES SHOWN REFLECT MESSAGES RATED AT FULL TOLL RATES.

DATE: 03/15/90  
TIME: 15:35

UNITED TELEPHONE COMPANY OF FLORIDA  
POINT-TO-POINT STUDY  
10/01/89 TO 10/31/89

EA185A0A/012

PAGE  
3

COMBINED

FROM: MOUNT DORA POCKET  
TO : E.ORANGE

FGC TOLL

MESSAGES	**** DAY (8-5) MESSAGES	NO DISCOUNT REVENUE	**** MINUTES	**EVENING (5-11) MESSAGES	DISCOUNTED REVENUE	** MINUTES	**NIGHT + WEEKEND MESSAGES	DISCOUNTED REVENUE	** MINUTES	TOTAL CUSTOMERS	TOTAL REVENUE
0	0	0.00	0	0	0.00	0	0	0.00	0	695	0.00
1	1	0.34	1	4	3.59	19	2	1.20	3	7	5.13
2	2	1.37	5	2	6.20	35	2	3.90	33	3	11.47
3	5	3.54	13	1	0.25	1	0	0.00	0	2	3.79
6	3	1.25	4	2	0.50	2	1	0.63	5	1	2.38
11	2	4.13	17	4	8.59	48	5	2.57	20	1	15.29
TOTALS	13	10.63	40	13	19.13	105	10	8.30	61	709	38.06
26+	0	0.00	0	0	0.00	0	0	0.00	0	0	0.00

THIS REPORT INCLUDES TOLL TYPES: TOLL  
REVENUES SHOWN REFLECT MESSAGES RATED AT FULL TOLL RATES.

DATE:03/28/90  
TIME:14.34.40UNITED TELEPHONE COMPANY OF FLORIDA  
POINT-TO-POINT STUDY  
89/10/01 TO 89/10/31

TOLL

FROM: MOUNT DORA POCKET  
SUMMARY TO : LAKE BUENA VISTA

	RESIDENCE	BUSINESS	TOTAL
1. ACCESS LINES	650	67	717
2. CUSTOMERS BILLED	650	59	709
3. NUMBER OF CUSTOMERS ORIGINATING 1 OR MORE MESSAGES	24	3	27
4. ORIGINATING MESSAGES	85	28	113
5. MESSAGE MINUTES	183	136	319
6. MESSAGE REVENUE	\$46.06	\$32.98	\$79.04
7. PERCENT CUSTOMER USAGE 1 OR MORE MESSAGE (L3/L2)	4	5	4
8. AVERAGE MESSAGES PER ACCESS LINE (L4/L1)	.13	.42	.16
9. AVERAGE MESSAGES PER CALLING CUSTOMER (L4/L3)	3.54	9.33	4.19
10. AVERAGE MINUTES PER MESSAGE (L5/L4)	2.15	4.86	2.82
11. AVERAGE REVENUE PER MESSAGE (L6/L4)	\$.54	\$1.18	\$.70
12. AVERAGE MESSAGE REVENUE PER ACCESS LINE (L6/L1)	\$.07	\$.49	\$.11
13. AVERAGE MESSAGE REVENUE PER CALLING CUSTOMER (L6/L3)	\$1.92	\$10.99	\$2.93
14. NUMBER OF CUSTOMERS ORIGINATING 2 OR MORE MESSAGES	10	3	13
15. PERCENT CUSTOMER USAGE 2 OR MORE MESSAGES (L14/L2)	2	5	2

THIS REPORT INCLUDES TOLL TYPES: TOLL  
REVENUES SHOWN REFLECT MESSAGES RATED AT FULL TOLL RATES.

DATE: 03/15/90  
TIME: 15:47

UNITED TELEPHONE COMPANY OF FLORIDA  
POINT-TO-POINT STUDY  
10/01/89 TO 10/31/89

EA185A0A/012

PAG

RESIDENCE

FROM: MOUNT DORA POCKET  
TO : LAKE BUENA VISTA

FGC TOLL

MESSAGES	*** DAY (8-5) MESSAGES	NO DISCOUNT REVENUE	*** MINUTES	**EVENING (5-11) MESSAGES	DISCOUNTED REVENUE	** MINUTES	**NIGHT + WEEKEND MESSAGES	DISCOUNTED REVENUE	** MINUTES	TOTAL CUSTOMERS	TOTAL REVENUE
0	0	0.00	0	0	0.00	0	0	0.00	0	626	0.0
1	7	9.82	35	4	3.90	15	3	0.62	4	14	14.3
2	4	2.28	8	3	0.92	4	1	0.17	1	4	3.3
3	2	1.14	4	1	0.94	5	0	0.00	0	1	2.0
4	1	0.34	1	3	1.61	8	0	0.00	0	1	1.9
6	1	0.34	1	0	0.00	0	5	0.85	5	1	1.1
8	3	1.94	7	3	1.96	10	2	0.34	2	1	4.2
11	6	3.88	14	4	2.73	14	1	0.17	1	1	6.7
31	21	8.52	27	10	3.59	17	0	0.00	0	1	12.1
TOTALS	45	28.26	97	28	15.65	73	12	2.15	13	650	46.0
26+	21	8.52	27	10	3.59	17	0	0.00	0	1	12.1

THIS REPORT INCLUDES TOLL TYPES: TOLL  
REVENUES SHOWN REFLECT MESSAGES RATED AT FULL TOLL RATES.

DATE: 03/15/90  
TIME: 15:47

UNITED TELEPHONE COMPANY OF FLORIDA  
POINT-TO-POINT STUDY  
10/01/89 TO 10/31/89

EA185A0A/012  
FGC TOLL

BUSINESS

FROM: MOUNT DORA POCKET  
TO : LAKE BUENA VISTA

MESSAGES	*** DAY (8-5) MESSAGES	NO DISCOUNT REVENUE	*** MINUTES	**EVENING (5-11) MESSAGES	DISCOUNTED REVENUE	** MINUTES	**NIGHT + WEEKEND MESSAGES	DISCOUNTED REVENUE	** MINUTES	TOTAL CUSTOMERS	TOTAL REVENUE
0	0	0.00	0	0	0.00	0	0	0.00	0	56	0.00
2	1	0.34	1	0	0.00	0	3	1.08	8	2	1.42
24	23	31.28	125	0	0.00	0	1	0.28	2	1	31.56
TOTALS	24	31.62	126	0	0.00	0	4	1.36	10	59	32.98
26+	0	0.00	0	0	0.00	0	0	0.00	0	0	0.00

THIS REPORT INCLUDES TOLL TYPES: TOLL  
REVENUES SHOWN REFLECT MESSAGES RATED AT FULL TOLL RATES.



DATE: 03/15/90  
TIME: 15:47

UNITED TELEPHONE COMPANY OF FLORIDA  
POINT-TO-POINT STUDY  
10/01/89 TO 10/31/89

EA185A0A/012  
FGC TOLL

PAGE  
3

COMBINED  
FROM: MOUNT DORA POCKET  
TO : LAKE BUENA VISTA

MESSAGES	**** DAY (8-5) MESSAGES	NO DISCOUNT REVENUE	**** MINUTES	**EVENING (5-11) MESSAGES	DISCOUNTED REVENUE	** MINUTES	**NIGHT + WEEKEND MESSAGES	DISCOUNTED REVENUE	** MINUTES	TOTAL CUSTOMERS	TOTAL REVENUE
0	0	0.00	0	0	0.00	0	0	0.00	0	682	0.00
1	7	9.82	35	4	3.90	15	3	0.62	4	14	14.34
2	5	2.62	9	3	0.92	4	4	1.25	9	6	4.79
3	2	1.14	4	1	0.94	5	0	0.00	0	1	2.08
4	1	0.34	1	3	1.61	8	0	0.00	0	1	1.95
6	1	0.34	1	0	0.00	0	5	0.85	5	1	1.19
8	3	1.94	7	3	1.96	10	2	0.34	2	1	4.24
11	6	3.88	14	4	2.73	14	1	0.17	1	1	6.78
24	23	31.28	125	0	0.00	0	1	0.28	2	1	31.56
31	21	8.52	27	10	3.59	17	0	0.00	0	1	12.11
TOTALS	69	59.88	223	28	15.65	73	16	3.51	23	709	79.04
26+	21	8.52	27	10	3.59	17	0	0.00	0	1	12.11

THIS REPORT INCLUDES TOLL TYPES: TOLL  
REVENUES SHOWN REFLECT MESSAGES RATED AT FULL TOLL RATES.

UNITED TELEPHONE COMPANY OF FLORIDA  
DOCKET NO. 900039-TL, ORDER NO, 22567  
MOUNT DORA EAS STUDY  
OCTOBER 1989

MOUNT DORA  
-----

CLASS OF SERVICE -----	GROSS UNITS -----	EQUIV UNITS -----
R-1	7,361	7,207
R-2	439	406.5
R-4	209	198.5
R-ROTARY		
B-KEY	148	147
B-1	699	695
B-2	5	5
B-4	1	1
B-ROTARY	494	479.5
PBX	77	74
SEMI-PUB	15	15
PATS	20	20
TOTAL MOUNT DORA	9,468	9,249

UNITED TELEPHONE COMPANY OF FLORIDA  
DOCKET NO. 900039-TL, ORDER NO, 22567  
MOUNT DORA EAS STUDY  
OCTOBER 1989

APOPKA  
-----

CLASS OF SERVICE -----	GROSS UNITS -----	EQUIV UNITS -----
R-1	15,707	15,386.5
R-2	255	244.5
R-4	140	134.5
R-ROTARY	10	10
B-KEY	376	372
B-1	1,824	1,802.5
B-2	4	4
B-4	0	0
B-ROTARY	1,526	1,516
PBX	253	253
SEMI-PUB	33	33
PATS	60	60
 TOTAL APOPKA	 20,188	 19,816

UNITED TELEPHONE COMPANY OF FLORIDA  
DOCKET NO. 900039-TL, ORDER NO, 22567  
MOUNT DORA EAS STUDY  
OCTOBER 1989

REEDY CREEK  
-----

CLASS OF SERVICE -----	GROSS UNITS -----	EQUIV UNITS -----
R-1	2,975	2,941.5
R-2	27	24.0
R-4	32	30.5
R-ROTARY	4	4
B-KEY	89	89
B-1	270	266.5
B-2	1	1
B-4	0	0
B-ROTARY	176	176
PBX	580	586
SEMI-PUB	15	15
PATS	59	59
MR TRUNK - ADDITIONAL	2	2
TOTAL REEDY CREEK	4,230	4,195

UNITED TELEPHONE COMPANY OF FLORIDA  
DOCKET NO. 900039-TL, ORDER NO, 22567  
MOUNT DORA EAS STUDY  
OCTOBER 1989

WINDERMERE  
-----

CLASS OF SERVICE -----	GROSS UNITS -----	EQUIV UNITS -----
R-1	3,610	3,598.0
R-2	23	22.5
R-4	6	5.5
R-ROTARY	0	0
R-PBX	6	6
B-KEY	57	52
B-1	228	224.5
B-2	4	4
B-4	1	1
B-ROTARY	143	143
PBX	26	26
SEMI-PUB	3	3
PATS	3	3
TOTAL WINDERMERE	4,110	4,089

UNITED TELEPHONE COMPANY OF FLORIDA  
DOCKET NO. 900039-TL, ORDER NO, 22567  
MOUNT DORA EAS STUDY  
OCTOBER 1989

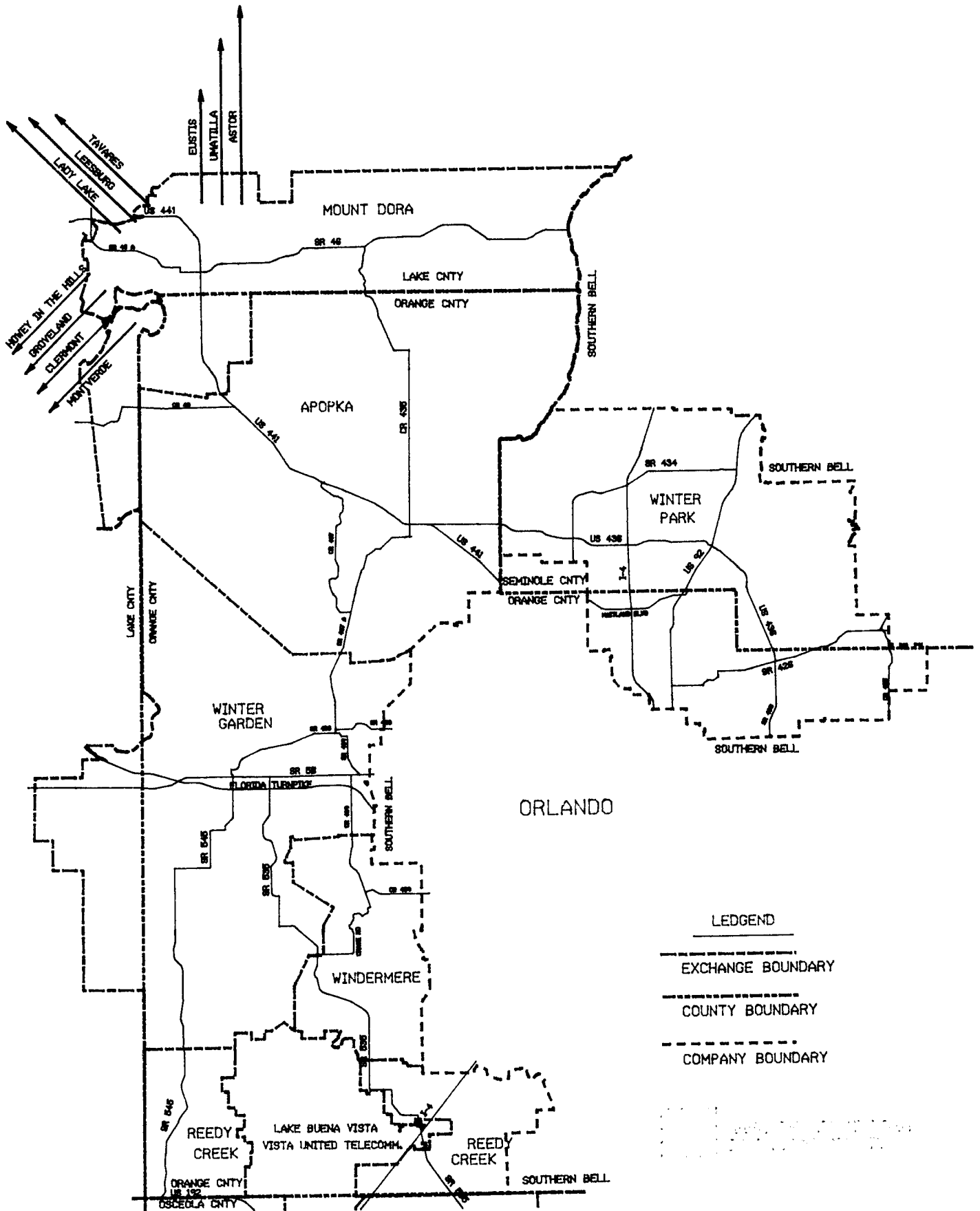
WINTER GARDEN  
-----

CLASS OF SERVICE -----	GROSS UNITS -----	EQUIV UNITS -----
R-1	9,645	9,424.5
R-2	225	213
R-4	48	47.5
R-ROTARY	16	16
B-KEY	300	300
B-1	1,124	1074
B-2	7	7
B-4	0	0
B-ROTARY	1,087	1,078
PBX	177	175
SEMI-PUB	25	25
PATS	44	44
TOTAL WINTER GARDEN	12,698	12,404

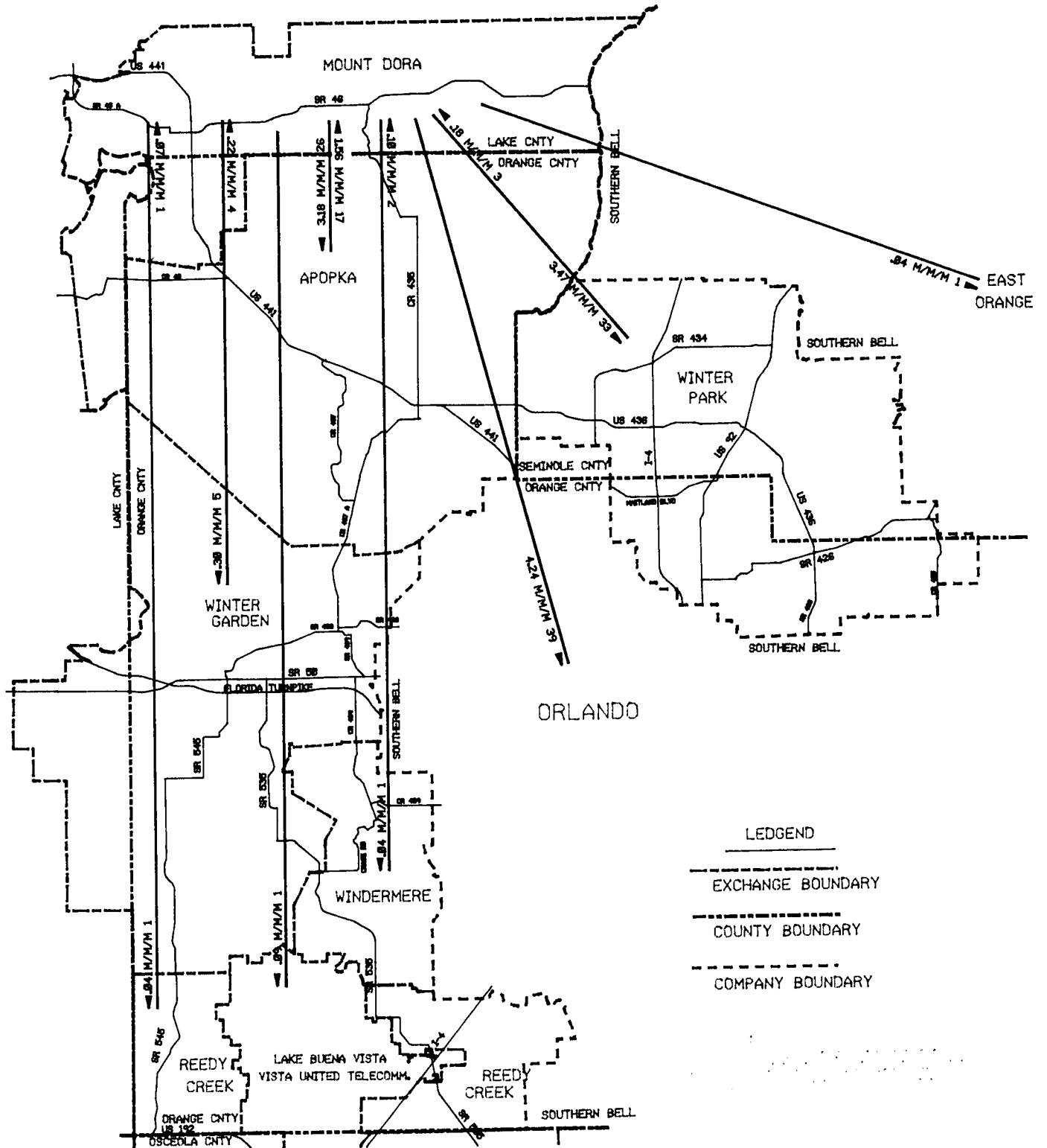
UNITED TELEPHONE COMPANY OF FLORIDA  
 DOCKET NO. 900039-TL, ORDER NO, 22567  
 MOUNT DORA EAS STUDY  
 OCTOBER 1989

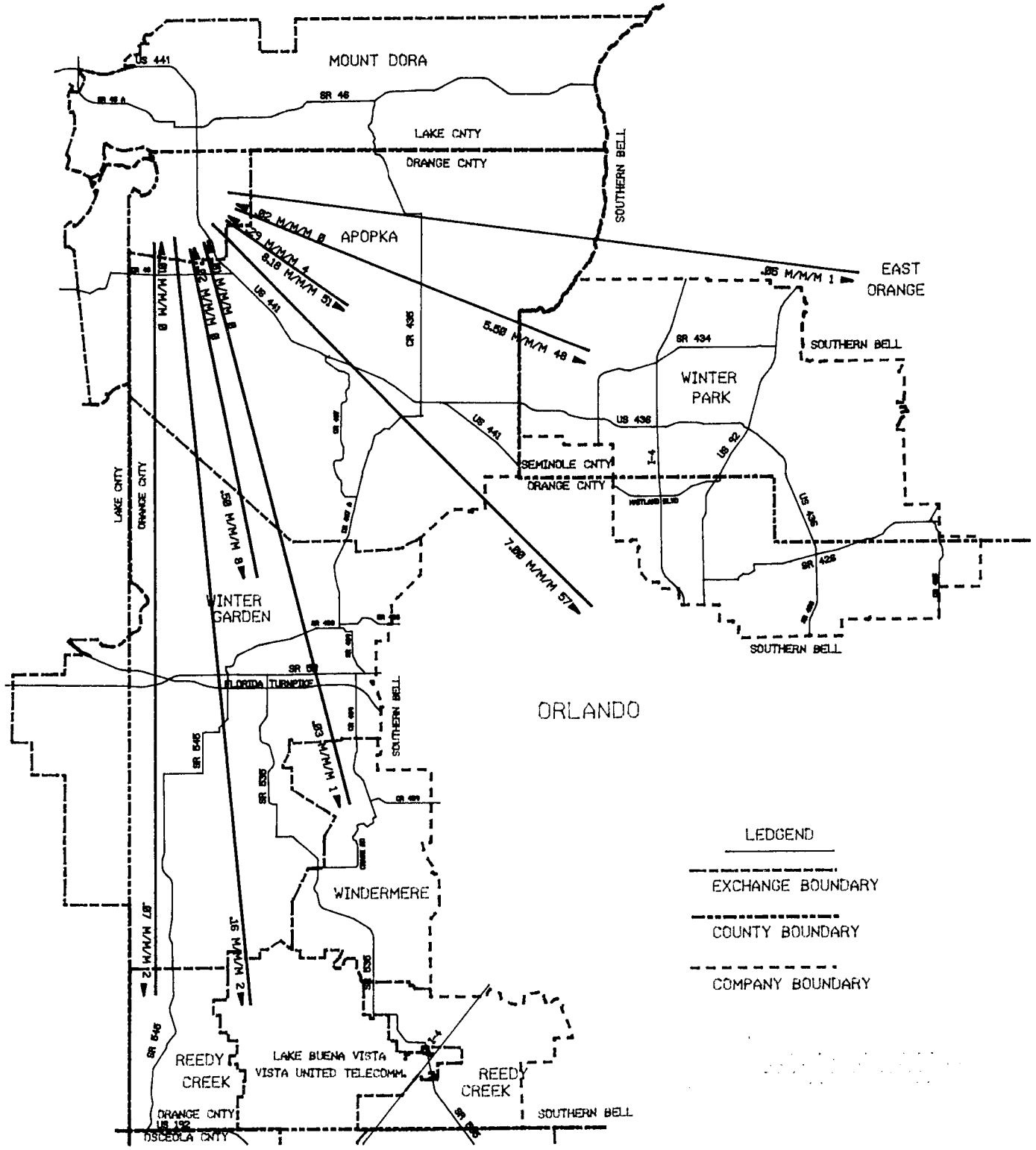
WINTER PARK  
 -----

CLASS OF SERVICE -----	GROSS UNITS -----	EQUIV UNITS -----
R-1	106,332	105,346.5
R-2	582	576
R-4	0	0.0
R-ROTARY	188	186
R-PBX	2	2
B-KEY	6,845	6,337
B-1	16,671	14,703.5
B-2	2	2
B-4	0	0
B-ROTARY	20,190	20,185
PBX	5,520	5467
SEMI-PUB	219	219
PATS	361	361
MR TRK - 1ST	24	23
MR TRK - ADDITIONAL	190	190
 TOTAL WINTER PARK	 157,126	 153,598









## United Telephone Company of Florida

<u>Route</u>	<u>Distance Between Rate Centers (Miles)</u>	<u>Toll Rates</u>	
		<u>Initial 1 Minute</u>	<u>Each Add'l Minute</u>
Mt. Dora to Apopka	12 miles	\$.28	\$.16
Mt. Dora to Reedy Creek	32 miles	\$.40	\$.28
Mt. Dora to Windermere	22 miles	\$.28	\$.16
Mt. Dora to Winter Garden	17 miles	\$.28	\$.16
Mt. Dora to Winter Park	23 miles	\$.40	\$.28
Mt. Dora to Orlando	24 miles	\$.40	\$.28
Mt. Dora to East Orange	43 miles	\$.40	\$.28
Mt. Dora to Lake Buena Vista	27 miles	\$.40	\$.28

Note: The above toll rates are United Telephone Company of Florida interexchange, intraLATA Day rates effective July 18, 1988.

UNITED TELEPHONE COMPANY OF FLORIDA  
DOCKET NO. 900039-TL ORDER NO. 22567

FX ANALYSIS - MT. DORA - ORANGE COUNTY

	<u>From</u>	<u>To</u>	<u>FX Lines</u>	<u>Completed FX Msgs. Per Month</u>	<u>Customers Making 2 or more calls/mo.</u>		<u>CCS</u>	<u>M/M/M</u>
					<u>Number</u>	<u>Percent</u>		
Routes over 3 m/m/m	Mt. Dora	Apopka	4	1,928	2,448	27%	2,488	3.38
		East Orange	0	---	---	---	---	---
		Lake Buena Vista	0	---	---	---	---	---
		Orlando	12	5,281	3,643	39%	7,536	4.79
		Reedy Creek	0	---	---	---	---	---
		Windermere	0	---	---	---	---	---
		Winter Garden	0	---	---	---	---	---
		Winter Park	6	3,248	3,068	33%	6,588	3.81
	Apopka	Mt. Dora	21	11,442	3,285	17%	17,934	2.11
	East Orange		0	---	---	---	---	---
	Lake Buena Vista		0	---	---	---	---	---
	Orlando		0	---	---	---	---	---
	Reedy Creek		0	---	---	---	---	---
	Windermere		0	---	---	---	---	---
	Winter Garden		0	---	---	---	---	---
	Winter Park		0	---	---	---	---	---

UNITED TELEPHONE COMPANY OF FLORIDA  
DOCKET NO. 900039-TL ORDER NO. 22567

FX ANALYSIS - MT. DORA (POCKET) - ORANGE COUNTY

<u>From</u>	<u>To</u>	<u>FX Lines</u>	<u>Completed FX Msgs. Per Month</u>	<u>Customers Making 2 or more calls/mo. Number</u>	<u>Percent</u>	<u>CCS</u>	<u>M/M/M</u>
Routes over 3 m/m/m	Mt. Dora	Apopka	0	0	0	0	0
	(pocket)	East Orange	0	0	0	0	0
		Lake Buena Vista	0	0	0	0	0
		Orlando	0	0	0	0	0
		Reedy Creek	0	0	0	0	0
		Windermere	0	0	0	0	0
		Winter Garden	0	0	0	0	0
		Winter Park	0	0	0	0	0
	Apopka	Mt. Dora	0	0	0	0	0
	East Orange	(pocket)	0	0	0	0	0
	Lake Buena Vista		0	0	0	0	0
	Orlando		0	0	0	0	0
	Reedy Creek		0	0	0	0	0
	Windermere		0	0	0	0	0
	Winter Garden		0	0	0	0	0
	Winter Park		0	0	0	0	0

ONE-WAY ROUTE ANALYSIS

CALLS ORIGINATING FROM NON-EQUAL ACCESS OFFICES

FROM	TO	TOTAL MSGS RATED BY UTF	% OF ORIG.CALLS FOR WHICH REVENUE INFORMATION IS AVAILABLE	AVERAGE REV/MSG		
				RES	BUS	TOTAL
MT.DORA EXCHANGE	AOPKA	30,710	100	\$ .62	\$ .61	\$ .62
	E.ORANGE	339	100	\$1.02	\$1.21	\$1.05
	LK.BUENA VISTA	856	100	\$ .60	\$ .83	\$ .64
	ORLANDO	40,991	100	\$ .91	\$ .94	\$ .92
	REEDY CREEK	345	100	\$ .82	\$1.06	\$ .87
	WINDERMERE	425	100	\$ .77	\$ .70	\$ .75
	WINTER GARDEN	2,853	100	\$ .81	\$ .75	\$ .79
	WINTER PARK	33,566	100	\$ .86	\$ .88	\$ .87
MT.DORA POCKET	AOPKA	5,866	100	\$ .58	\$ .58	\$ .58
	E.ORANGE	36	100	\$1.11	\$ .51	\$1.06
	LK.BUENA VISTA	113	100	\$ .54	\$1.18	\$ .70
	ORLANDO	5,020	100	\$ .88	\$1.17	\$ .94
	REEDY CREEK	50	100	\$ .96	\$1.49	\$1.10
	WINDERMERE	21	100	\$ .45	\$ .25	\$ .42
	WINTER GARDEN	356	100	\$ .74	\$ .92	\$ .77
	WINTER PARK	3,945	100	\$ .88	\$ .90	\$ .89
REEDY CREEK	MT.DORA EXCHANGE	351	100	\$1.10	\$1.03	\$1.06
	MT.DORA POCKET	31	100	\$ .68	\$ .90	\$ .79
WINDERMERE	MT.DORA EXCHANGE	418	100	\$1.02	\$ .91	\$1.01
	MT.DORA POCKET	50	100	\$ .93	\$ .77	\$ .89

## CALLS ORIGINATING FROM EQUAL ACCESS OFFICES

FROM	TO	TOTAL MSGS RATED BY UTF	% OF ORIG.CALLS FOR WHICH REVENUE INFORMATION IS AVAILABLE	AVERAGE REV/MSG		
				RES	BUS	TOTAL
APOPKA	MT.DORA EXCHANGE	25,647	80	\$ .63	\$ .62	\$ .62
	MT.DORA POCKET	5,211	86	\$ .62	\$ .65	\$ .63
WINTER GARDEN	MT.DORA EXCHANGE	2,351	81	\$ .82	\$ .78	\$ .80
	MT.DORA POCKET	229	79	\$ .90	\$ .74	\$ .85
WINTER PARK	MT.DORA EXCHANGE	19,889	69	\$1.10	\$ .90	\$1.02
	MT.DORA POCKET	2,123	72	\$1.25	\$ .93	\$1.15

## TWO-WAY ROUTE ANALYSIS

PAGE 1 OF 1

FROM	TO	TOTAL MSGS RATED BY UTF	% OF ORIG.CALLS FOR WHICH REVENUE INFORMATION IS AVAILABLE	AVERAGE REV/MSG		
				RES	BUS	TOTAL
MT.DORA EXCHANGE	APOPKA	56,357	90	\$ .62	\$ .61	\$ .62
	REEDY CREEK	696	100	\$ .92	\$1.04	\$ .97
	WINDERMERE	843	100	\$ .91	\$ .76	\$ .88
	WINTER GARDEN	5,204	90	\$ .81	\$ .77	\$ .80
	WINTER PARK	53,455	86	\$ .94	\$ .89	\$ .93
MT.DORA POCKET	APOPKA	11,077	93	\$ .60	\$ .63	\$ .61
	REEDY CREEK	81	100	\$ .88	\$1.17	\$ .98
	WINDERMERE	71	100	\$ .78	\$ .66	\$ .75
	WINTER GARDEN	585	91	\$ .80	\$ .82	\$ .80
	WINTER PARK	6,068	88	\$1.00	\$ .91	\$ .98