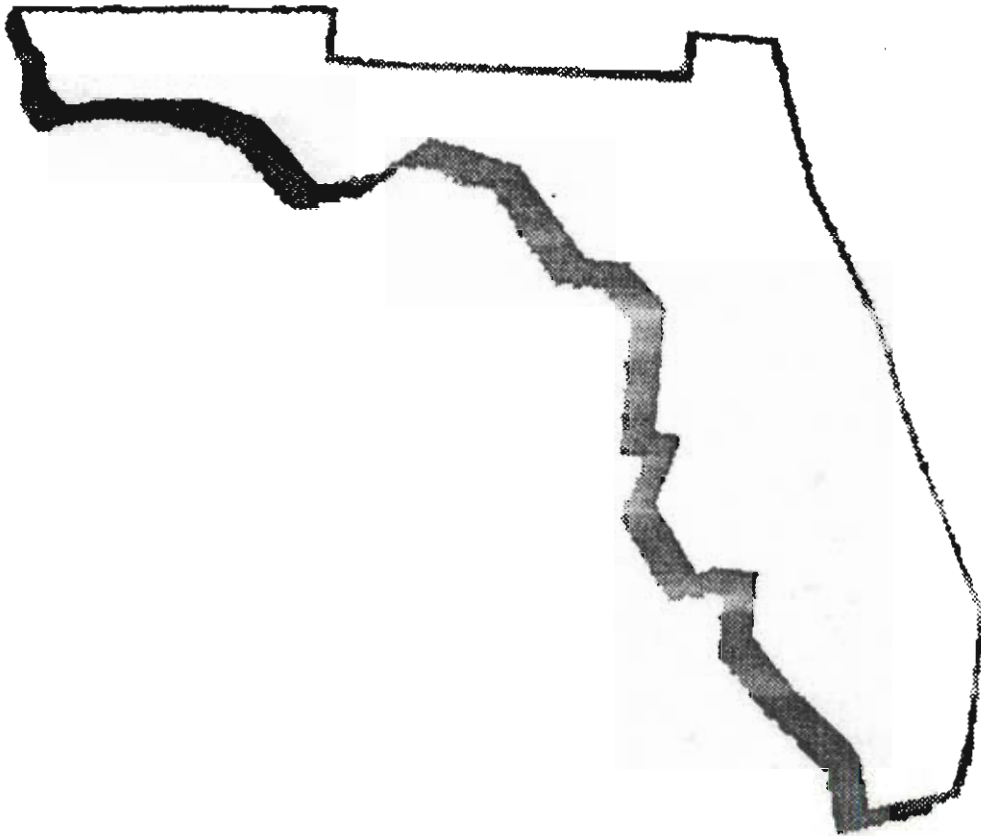


920260-TL

**SOUTHERN BELL TELEPHONE AND TELEGRAPH  
MINIMUM FILING REQUIREMENTS  
1992  
DOCKET NO. 920260  
DEMAND AND FACILITY CHARTS  
ITEM F2  
SOUTH FLORIDA**



DOCUMENT NUMBER-DATE

04502 MAY-6 1992

F-PSC-RECORDS/REPORTING

DECEMBER 6, 1991

ATTACHED IS THE DECEMBER, 1991 ISSUE OF THE SOUTH FLORIDA DEMAND AND FACILITY (D&F) CHARTS. THIS ISSUE REFLECTS THE 1991 COMMITMENT VIEW. THE FOLLOWING REPORTS ARE INCLUDED IN THIS ISSUE.

1. ALPHABETICAL CHART INDEX
2. NNX REPORT - SOUTH FLORIDA
3. CCS/NAL REPORT

ANY QUESTIONS CONCERNING THIS MATERIAL MAY BE DIRECTED TO THE PERSON WHOSE NAME APPEARS IN THE LOWER RIGHT HAND PORTION OF EACH CHART.

*Richard Gore*

*for* SUPERVISING ENGINEER  
DIAL PLANNING - SOUTH FLORIDA

DEC 10 91

ATTACHMENTS

MEMORANDUM FOR:

All D&F Chart Recipients

Subject:

Distribution of D&F Charts

We are updating our records for the distribution of D&F Charts. If we do not receive a positive response you WILL BE REMOVED from the next issue of the South Florida D&F Charts.

If you are assuming responsibility for a VEER employee, please send your name and work location to:

Mr. Richard Gore  
Room 901  
6451 North Federal Hwy.  
Fort Lauderdale, Florida

Thank you for your help.

Yes, I would like to continue receiving the South Florida D&F Charts.

NAME \_\_\_\_\_

LOCATION \_\_\_\_\_

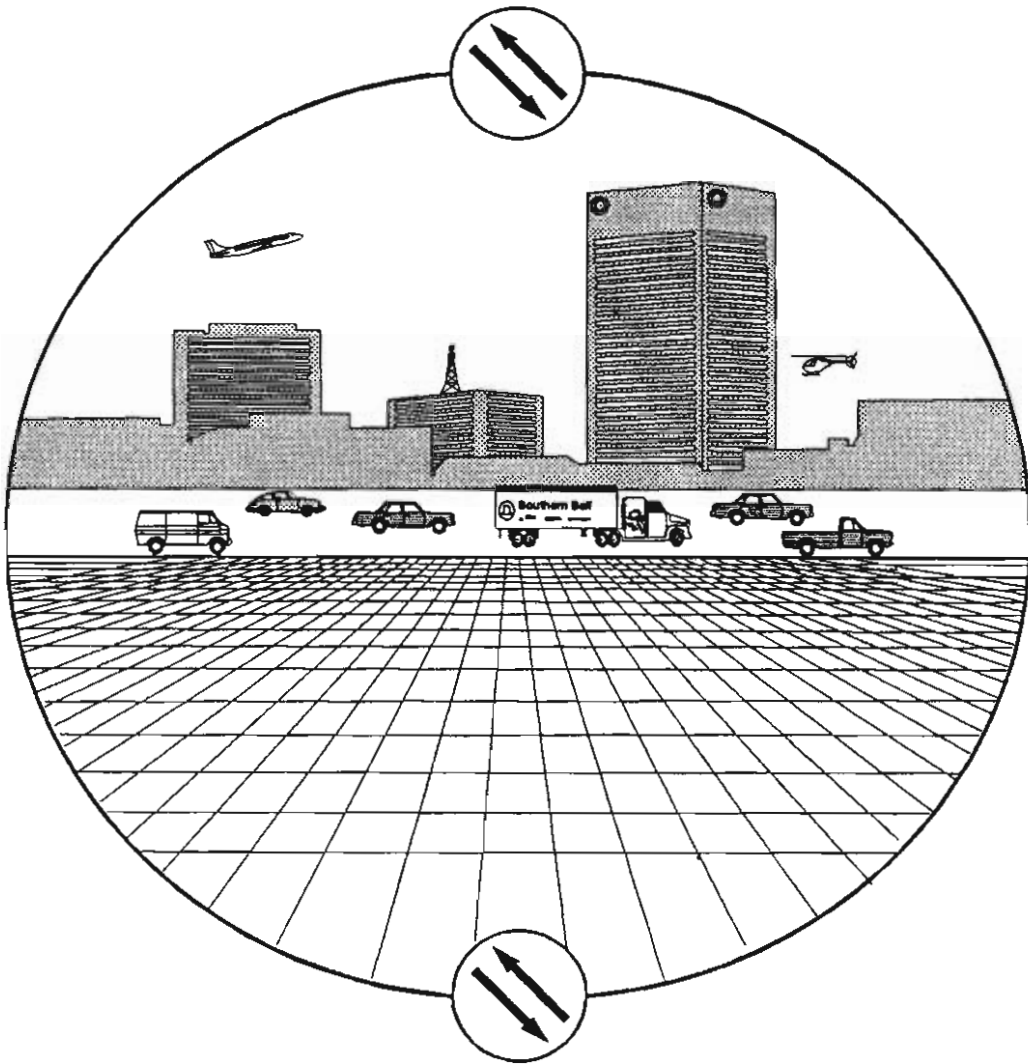
\_\_\_\_\_

Number of copies required \_\_\_\_\_

# LSD&F CHARTS

DADE and MONROE COUNTIES

DECEMBER 1991



SOUTH FLORIDA TACTICAL PLANNING

SOUTH FLORIDA AREA  
AS OF 12/05/91  
ALPHABETICAL INDEX

BUILDING	ENTITY	ENT_CHART	EQ_TYPE	CONTACT
BIG PINE KEY MAIN	BGPIFLMARS0	34.0	5RSM	JRSTOUT
HMST AFB	HMSTFLAFRS0	3.2	5RSM	GFSPIVEY
HMST EAST	HMSTFLEARSO	1.0	5RSM	GFSPIVEY
HMST NARANJA	HMSTFLNARS0	3.1	5RSM	GFSPIVEY
HOMESTEAD MAIN	HMSTFLHMDS0	2.0	5ES	GFSPIVEY
ISLAMORADA MAIN	ISLMFLMARS0	35.0	5RSM	GFSPIVEY
KEY LARGO MAIN	KYLRFMARS0	36.2	5RSM	GFSPIVEY
	KYLRFMA85E	36.1	2BES	GFSPIVEY
KEY WEST MAIN	KYWSFLMADS0	37.1	5ES	JRSTOUT
KEY WEST-BOCA CHICA	BCCHFLNSRS0	37.2	5ORM	JRSTOUT
KYLR LARGO SOUND	KYLRFLLSRS0	38.0	5RSM	GFSPIVEY
MIAM ADJ TO GRANDE	MIAMFLAGRS0	14.4	RLCM	BSGATERMAN
MIAM AIRPORT	MIAMFLAPDS0	4.0	D100	JRSTOUT
MIAM ALHAMBRA	MIAMFLAEDS0	5.3	DGTL	CMVICENS
	MIAMFLAERS0	5.2	RSC	CMVICENS
	MIAMFLAE44E	5.1	1AES	CMVICENS
MIAM ALLAPATTAH	MIAMFLALDS0	6.2	DGTL	BSGATERMAN
	MIAMFLAL63E	6.1	1AES	BSGATERMAN
MIAM BAYSHORE	MIAMFLBADS0	7.3	DGTL	CMVICENS
	MIAMFLBARS0	7.2	RSC	CMVICENS
	MIAMFLBA85E	7.1	1AES	CMVICENS
MIAM BEACH	MIAMFLBRDS0	8.2	DGTL	JLBAKER
	MIAMFLBR67A	8.1	1AES	JLBAKER
MIAM BISCAYNE	MIAMFLBCDS0	9.0	D100	RLGORE
MIAM CANAL	MIAMFLCADS0	10.1	D100	CMVICENS
MIAM COMPUTER CENTER	MIAMFLCCK21	11.0	5ES	JRSTOUT
MIAM DADELAND BLVD	MIAMFLDBRS0	12.1	RSC	RLGORE
	MIAMFLDBRS1	12.2	RSC	RLGORE
MIAM FLAGLER	MIAMFLFLDS0	13.0	5ES	JRSTOUT
MIAM GRANDE	MIAMFLGRDS0	14.3	D100	BSGATERMAN
	MIAMFLGRDS1	14.5	5ES	BSGATERMAN
	MIAMFLGR35E	14.1	1AES	BSGATERMAN
	MIAMFLGR35F	14.2	1AES	BSGATERMAN
MIAM HIALEAH	MIAMFLHLDS0	15.0	5ES	KJDIPRIMA
MIAM INDIAN CREEK	MIAMFLICDS0	16.2	DGTL	DMTOCCI
	MIAMFLIC86E	16.1	1AES	DMTOCCI
MIAM KEY BISCAYNE	MIAMFLKEDS0	17.0	5ES	RLGORE
MIAM METRO	MIAMFLMEDS0	18.3	DGTL	BSGATERMAN
	MIAMFLNERS0	18.2	RSC	BSGATERMAN
	MIAMFLME32E	18.1	1AES	BSGATERMAN
MIAM MIAMI SHORES	MIAMFLSHDS0	19.2	DGTL	DMTOCCI
	MIAMFLSH75E	19.1	1AES	DMTOCCI
MIAM N. MIAMI	MIAMFLNMDS0	20.0	D100	BSGATERMAN
MIAM NORTHSIDE	MIAMFLNSDS0	21.0	5ES	BSGATERMAN
MIAM OPA LOCKA	MIAMFLOLDS0	22.1	DGTL	DMTOCCI
	MIAMFLOL68E	22.0	1AES	DMTOCCI
MIAM PALMETTO	MIAMFLPLDS0	23.4	5ES	CMVICENS
	MIAMFLPLK21	23.3	5ES	JRSTOUT

SOUTH FLORIDA AREA  
AS OF 12/05/91  
ALPHABETICAL INDEX

BUILDING	ENTITY	ENT_CHART	EQ_TYPE	CONTACT
MIAM PALMETTO	MIAMFLPLK22	23.5	5ES	CMVICENS
	MIAMFLPLRS0	23.2	RSC	CMVICENS
	MIAMFLPL59E	23.1	1AES	CMVICENS
MIAM POINCIANA	MIAMFLPBDS0	24.2	DGTL	KJDIPRIMA
	MIAMFLPBR00	24.3	50RM	KJDIPRIMA
	MIAMFLPB88E	24.1	1AES	KJDIPRIMA
MIAM RED ROAD	MIAMFLRRDS0	25.2	DGTL	RLGORE
	MIAMFLRR66E	25.1	1AES	RLGORE
MIAM SILVER OAKS	MIAMFLSODS0	26.2	DGTL	DMTOCCI
	MIAMFLSO59E	26.1	1AES	DMTOCCI
MIAM W. DADE	MIAMFLWDDS0	27.0	D100	RLGORE
MIAM W. MIAMI	MIAMFLWMS00	28.2	DGTL	GFSPIVEY
	MIAMFLWM26E	28.1	1AES	GFSPIVEY
MRTII VACA KEY	MRTTHFLVRS0	39.2	5RSM	JRSTOUT
	MRTTHFLVE28E	39.1	2BES	JRSTOUT
N. KEY LARGO MAIN	NKLRFLMARS0	40.0	5RSM	GFSPIVEY
NDAD ARCH CREEK	NDADFLAC94E	29.0	1AES	JLBAKER
NDAD BRENTWOOD	NDADFLBRDS0	30.1	DGTL	JLBAKER
	NDADFLBR62E	30.0	1AES	JLBAKER
NDAD GOLDEN GLADES	NDADFLGGDS0	31.1	D100	JLBAKER
NDAD OLETA	NDADFLOLDS0	32.2	DGTL	KJDIPRIMA
	NDADFLOL93E	32.1	1AES	KJDIPRIMA
PERRINE MAIN	PRRNFLMADS0	33.0	D100	JRSTOUT
SUGARLOAF KEY MAIN	SGRYFLMARS0	41.0	5RSM	JRSTOUT

D AND F CHART  
 SUPPLEMENTAL REPORT NNX'S

RUNDATE: 12/05/91  
 SOURCE: LSDF  
 PROGRAM: NNNLIST

CH#	BUILDING	ENTITY	EQPT	CUT	NPA
1.0	HMST EAST 230	HMSTFLEARS0	5RSM	IN SERVC	305
10.1	MIAM CANAL 220 221 222 223 225 226	MIAMFLCADS0	D100	IN SERVC	305
12.1	MIAM DADELAND BLVD 6700 6701 6702 6703	MIAMFLDBRS0	RSC	IN SERVC	305
12.2	MIAM DADELAND BLVD 6706 6707 6708 6709	MIAMFLDBRS1	RSC	06/12/93	305
13.0	MIAM FLAGLER 541 642 643 644 649	MIAMFLFLDS0	5ES	IN SERVC	305
14.1	MIAM GRANDE 350 372 374 375 381 577	MIAMFLGR35E	1AES	IN SERVC	305
14.2	MIAM GRANDE 227S 347 358 371 373 376	MIAMFLGR35F	1AES	IN SERVC	305
14.3	MIAM GRANDE 352X 353X 366X 530 536	MIAMFLGRDS0	D100	IN SERVC	305
14.4	MIAM ADJ TO GRANDE HOST	MIAMFLAGRS0	RLCM	IN SERVC	305
14.5	MIAM GRANDE 347F 350F 358F 371F 372F	MIAMFLGRDS1	5ES	10/17/92	305
15.0	MIAM HIALEAH 362 363 364 556 557 558	MIAMFLHLDS0	5ES	IN SERVC	305
16.1	MIAM INDIAN CREEK 861 864 865 866 867 868	MIAMFLIC86E	1AES	IN SERVC	305
16.2	MIAM INDIAN CREEK 861F 864F 865F 866F 867F	MIAMFLICDS0	DGTL	08/04/96	305
17.0	MIAM KEY BISCAYNE 361 365	MIAMFLKEDS0	5ES	IN SERVC	305
18.1	MIAM METRO 324 325 326 545 547 548	MIAMFLML32E	1AES	IN SERVC	305
18.2	MIAM METRO 575	MIAMFLMERS0	RSC	06/25/94	305
18.3	MIAM METRO 324F 325F 326F 545F 547F	MIAMFLMEDS0	DGTL	06/25/94	305
19.1	MIAM MIAMI SHORES 751 754 756 757 758 759	MIAMFLSH75E	1AES	IN SERVC	305
19.2	MIAM MIAMI SHORES 751F 754F 756F 757F 758F	MIAMFLSHDS0	DGTL	08/29/97	305
2.0	HOMESTEAD MAIN 242 245 246 247 248	HMSTFLHMDS0	5ES	IN SERVC	305
20.0	MIAM N. MIAMI 891 892 893 895 899	MIAMFLNMDS0	D100	IN SERVC	305
21.0	MIAM NORTHSIDE 322S 342S 691 693 694 696	MIAMFLNSDS0	5ES	IN SERVC	305
22.0	MIAM OPA LOCKA 342S 681 685 687 688 769	MIAMFLOL68E	1AES	IN SERVC	305
23.2	MIAM PALMETTO 590 8730 8738	MIAMFLPLRS0	RSC	IN SERVC	305
23.4	MIAM PALMETTO 470 471 477 478 591 592	MIAMFLPLDS0	5ES	IN SERVC	305

D AND F CHART  
 SUPPLEMENTAL REPORT XXX'S

RUNDATE: 12/05/91  
 SOURCE: LSDF  
 PROGRAM: XXXLIST

CH#	BUILDING	ENTITY	EQPT	CUT	NPA
24.1	MIAM POINCIANA 780X 880T 881X 882S 883	MIAMFLPB88E	1AES	IN SERVC	305
24.2	MIAM POINCIANA 780X 880T 881X 882S 883F 884F 885F 886F 887F 888F 889F	MIAMFLPBDS0	DGTL	06/18/95	305
25.1	MIAM RED ROAD 284S 440X 661 662 663 665 666 667 669 773T 775T 780X 794T 950X 958X	MIAMFLRR66E	1AES	IN SERVC	305
25.2	MIAM RED ROAD 284F 440F 661F 662F 663F 665F 666F 667F 669F 775F 780F 794F 950 958F	MIAMFLRRDS0	DGTL	03/20/95	305
26.1	MIAM SILVER OAKS 270 271 273 274 279 440X 595 596 598	MIAMFLSO59E	1AES	IN SERVC	305
26.2	MIAM SILVER OAKS 270F 271F 273F 274F 279F 440F 595F 596F 598F	MIAMFLSODS0	DGTL	11/26/95	305
27.0	MIAM W. DADE 380F 382 383 385 386 387 388	MIAMFLWDDS0	D100	IN SERVC	305
28.1	MIAM W. MIAMI 261 262 263 264 266 267 268X	MIAMFLWM26E	1AES	IN SERVC	305
28.2	MIAM W. MIAMI 261F 262F 263F 264F 266F 267F 268F	MIAMFLWMDS0	DGTL	11/13/94	305
29.0	NDAD ARCH CREEK 354S 787S 788 940 944 945 947 948 949 952 956S 957	NDADFLAC94E	1AES	IN SERVC	305
3.1	HMST NARANJA 257 258	HMSTFLNARS0	5RSM	IN SERVC	305
3.2	HMST AFB 224	HMSTFLAFRS0	5RSM	IN SERVC	305
30.0	NDAD BRENTWOOD 620 621 622 623 624 625 626 628	NDADFLBR62E	1AES	IN SERVC	305
31.1	NDAD GOLDEN GLADES 651 652 653 654 659 770	NDADFLGGDS0	D100	IN SERVC	305
32.1	NDAD OLETA 332X 333X 343S 542S 641 931 932 933 934X 935 936 937 965X 976X	NDADFLOL93E	1AES	IN SERVC	305
32.2	NDAD OLETA 332F 343S 542S 931F 932F 933F 934F 935F 936F 937F 965F 976X	NDADFLOLDS0	DGTL	11/17/96	305
33.0	PERRINE MAIN 232 233 235 238 251 252 253 254 255 256 378	PRRNFLMADS0	D100	IN SERVC	305
34.0	BIG PINE KEY MAIN 872	BGPIFLMARS0	5RSM	IN SERVC	305
35.0	ISLAMORADA MAIN 664	ISLMFLMARS0	5RSM	IN SERVC	305
36.2	KLY LARGO MAIN 852F 853F	KYLRFLMARS0	5RSM	IN SERVC	305
37.1	KEY WEST MAIN 292 293 294 296	KYWSFLMADS0	5ES	IN SERVC	305
37.2	KEY WEST-BOCA CHICA HOST	BCCHFLNSRS0	5ORM	04/04/92	305
38.0	KYLR LARGO SOUND 451 453 853S	KYLRFLLSRS0	5RSM	IN SERVC	305
39.2	MRTH VACA KEY 289 743	MRTHFLVRS0	5RSM	IN SERVC	305
4.0	MIAM AIRPORT 526S 871 8731 8732 8733 8734 8735 8736 8737 8739 874S 876	MIAMFLAPDS0	D100	IN SERVC	305



D AND F CHART  
 SUPPLEMENTAL REPORT NNX'S

RUNDATE: 12/03/91  
 SOURCE: LSDF  
 PROGRAM: NXXLIST

CH#	BUILDING	ENTITY	EQPT	CUT	NPA
40.0	N. KEY LARGO MAIN 367	NKLRFLMARS0	5RSM	IN SERVC	305
41.0	SUGARLOAF KEY MAIN 745	SGKYFLMARS0	5RSM	IN SERVC	305
5.1	MIAM ALHAMBRA 441 442 443 444 445 446 447 448 449X 460 464T	MIAMFLAE44E	1AES	IN SERVC	305
5.2	MIAM ALHAMBRA 520	MIAMFLAERS0	RSC	IN SERVC	305
5.3	MIAM ALHAMBRA 441F 442F 443F 444F 445F 446F 447F 448F 449F 460F 464F	MIAMFLAEDS0	DGTL	03/06/94	305
6.1	MIAM ALLAPATTAH 633 634 635 636 637 638	MIAMFLAL63E	1AES	IN SERVC	305
6.2	MIAM ALLAPATTAH 633F 634F 635F 636F 637F 638F	MIAMFLALDS0	DGTL	06/14/96	305
7.1	MIAM BAYSHORE 250X 285 399X 854 855X 856 858 859	MIAMFLBA85E	1AES	IN SERVC	305
7.3	MIAM BAYSHORE 250F 285F 399F 854F 855F 856F 858F 859F	MIAMFLBADS0	DGTL	09/30/98	305
8.1	MIAM BEACH 531 532 534 535S 538 672 673 674	MIAMFLBR67A	1AES	IN SERVC	305
8.2	MIAM BEACH 531F 532F 534F 535F 538F 672F 673F 674F	MIAMFLBRDS0	DGTL	09/19/93	305
9.0	MIAM BISCAYNE 334X 371S 373 376	MIAMFLBCDS0	D100	IN SERVC	305

SOUTH FLORIDA AREA  
 ENTITY CCS/NAL REPORT  
 FOR BGP1FLMARS0  
 12/05/91  
 REPORT NAME = CCSRPT1

		MONTH												
		JAN	FEB	MAR	APR	MAY	JUN	JUL	AUG	SEP	OCT	NOV	DEC	
YEAR		-----												
1988	COMBINED	NAV	NAV	NAV	NAV	NAV	NAV	NAV	NAV	NAV	1.00	1.14	1.19	1.24
	ANALOG	NAV	NAV	NAV	NAV	NAV	NAV	NAV	NAV	NAV	NAV	1.21	1.22	1.26
	DIGITAL	NAV	NAV	NAV	NAV	NAV	NAV	NAV	NAV	NAV	NAV	.52	.97	1.07
1989	COMBINED	1.31	1.35	1.37	1.30	1.23	1.21	1.15	1.10	1.15	1.19	1.26	1.29	
	ANALOG	1.34	1.37	1.39	1.33	1.26	1.26	1.19	1.14	1.16	1.21	1.29	1.31	
	DIGITAL	1.05	1.20	1.24	1.09	1.05	.93	.92	.91	1.10	1.10	1.09	1.19	
1990	COMBINED	1.37	1.49	1.45	1.36	1.29	1.21	1.12	1.27	1.28	1.35	1.43	1.56	
	ANALOG	1.38	1.50	1.48	1.40	1.33	1.24	1.16	1.28	1.27	1.33	1.42	1.54	
	DIGITAL	1.30	1.42	1.29	1.21	1.11	1.10	.94	1.25	1.32	1.45	1.48	1.62	
1991	COMBINED	1.59	1.71	1.60	1.42	1.31	1.26	1.25	1.31	1.33	NAV	NAV	NAV	
	ANALOG	1.59	1.70	1.60	1.42	1.31	1.23	1.25	1.30	1.30	NAV	NAV	NAV	
	DIGITAL	1.61	1.73	1.62	1.43	1.30	1.35	1.25	1.34	1.42	NAV	NAV	NAV	





SOUTH FLORIDA AREA  
 ENTITY CCS/NAL REPORT  
 FOR HMSTFLHMSO  
 12/05/91  
 REPORT NAME = CCSRPT1

YEAR	MONTH	MONTH												
		JAN	FEB	MAR	APR	MAY	JUN	JUL	AUG	SEP	OCT	NOV	DEC	
1986	COMBINED	NAV	NAV	NAV	NAV	NAV	NAV	NAV	NAV	NAV	4.07	3.61	NAV	3.07
	ANALOG	NAV	NAV	NAV	NAV	NAV	NAV	NAV	NAV	NAV	4.09	3.61	NAV	3.14
	DIGITAL	NAV	NAV	NAV	NAV	NAV	NAV	NAV	NAV	NAV	NAV	NAV	NAV	NAV
1987	COMBINED	3.12	NAV	3.14	3.06	3.15	.00	.00	2.48	.00	.00	.00	.00	.00
	ANALOG	3.20	NAV	3.23	3.15	3.24	2.56	2.45	2.48	2.62	2.62	2.71	2.62	2.62
	DIGITAL	NAV	NAV	NAV	NAV	NAV	2.36	2.23	2.36	2.42	2.48	2.53	2.39	2.39
1988	COMBINED	2.20	2.50	2.44	2.40	1.97	2.48	2.29	2.34	.00	2.44	2.45	2.43	2.43
	ANALOG	2.39	2.56	2.46	2.42	1.97	2.50	2.31	2.36	NAV	2.46	2.48	2.45	2.45
	DIGITAL	1.96	1.80	1.82	1.86	1.96	1.98	1.84	1.94	NAV	2.03	1.88	1.95	1.95
1989	COMBINED	2.46	2.48	2.50	2.43	2.51	2.49	2.36	2.38	2.46	2.44	2.46	2.44	2.44
	ANALOG	2.49	2.50	2.53	2.45	2.53	2.51	2.38	2.40	2.49	2.46	2.48	2.46	2.46
	DIGITAL	1.80	2.05	1.95	2.02	2.04	2.09	2.07	1.92	1.97	2.03	2.10	2.10	2.10
1990	COMBINED	2.46	2.51	2.55	2.48	2.49	2.50	2.43	2.65	2.70	2.66	NAV	2.69	2.69
	ANALOG	2.48	2.53	2.57	2.50	2.51	2.51	2.44	2.64	2.68	2.64	NAV	2.67	2.67
	DIGITAL	2.16	2.23	2.19	2.12	2.19	2.26	2.18	2.89	3.00	2.98	NAV	2.95	2.95
1991	COMBINED	2.52	2.70	2.74	2.78	2.81	2.58	2.44	2.48	2.68	NAV	NAV	NAV	NAV
	ANALOG	2.50	2.69	2.73	2.77	2.80	2.58	2.44	2.49	2.69	NAV	NAV	NAV	NAV
	DIGITAL	2.72	2.80	2.86	2.85	2.87	2.60	2.48	2.39	2.59	NAV	NAV	NAV	NAV

SOUTH FLORIDA AREA  
 ENTITY CCS/NAL REPORT  
 FOR HMSTFLNARS0  
 12/05/91  
 REPORT NAME = CCSRPT1

YEAR	MONTH	MONTH												
		JAN	FEB	MAR	APR	MAY	JUN	JUL	AUG	SEP	OCT	NOV	DEC	
1986	COMBINED	NAV	NAV	NAV	NAV	NAV	NAV	NAV	NAV	NAV	3.61	4.24	NAV	3.58
	ANALOG	NAV	NAV	NAV	NAV	NAV	NAV	NAV	NAV	NAV	3.63	4.24	NAV	3.65
	DIGITAL	NAV	NAV	NAV	NAV	NAV	NAV	NAV	NAV	NAV	NAV	NAV	NAV	NAV
1987	COMBINED	3.65	3.75	3.71	3.68	3.56	2.90	3.45	2.84	3.08	.04	3.08	.04	
	ANALOG	3.69	3.82	3.78	3.75	3.63	NAV	3.45	2.85	3.10	3.05	3.10	3.05	
	DIGITAL	NAV	NAV	NAV	NAV	NAV	NAV	NAV	2.09	2.03	2.13	2.00	2.03	
1988	COMBINED	.00	2.62	2.67	2.69	2.86	2.82	2.17	2.68	.00	2.79	2.71	2.66	
	ANALOG	NAV	2.68	2.70	2.63	2.73	2.81	2.15	2.67	NAV	2.79	2.72	2.67	
	DIGITAL	NAV	1.05	1.55	4.18	5.81	3.00	2.71	2.93	NAV	2.84	2.57	2.35	
1989	COMBINED	2.65	2.77	2.83	2.76	2.87	2.85	2.65	2.66	2.73	2.71	2.70	2.76	
	ANALOG	2.65	2.78	2.84	2.76	2.80	2.85	2.66	2.69	2.76	2.74	2.74	2.79	
	DIGITAL	2.44	2.46	2.59	2.67	2.73	2.83	2.54	1.93	2.00	1.97	1.96	2.07	
1990	COMBINED	2.62	2.73	2.82	2.74	2.74	2.75	2.71	3.21	3.29	3.33	3.15	3.29	
	ANALOG	2.62	2.73	2.81	2.74	2.74	2.76	2.71	3.25	3.33	3.37	3.20	3.34	
	DIGITAL	2.53	2.78	2.93	2.82	2.74	2.64	2.69	2.37	2.42	2.59	2.18	2.27	
1991	COMBINED	3.41	3.28	3.38	3.34	3.38	3.10	2.88	2.91	3.15	NAV	NAV	NAV	
	ANALOG	3.15	3.33	3.43	3.38	3.42	3.11	2.89	2.92	3.18	NAV	NAV	NAV	
	DIGITAL	2.86	2.25	2.24	2.55	2.48	2.79	2.76	2.77	2.64	NAV	NAV	NAV	

SOUTH FLORIDA AREA  
 ENTITY CCS/NAL REPORT  
 FOR ISLMFLMARSO  
 12/05/91  
 REPORT NAME = CCSRPT1

YEAR	MONTH	MONTH											
		JAN	FEB	MAR	APR	MAY	JUN	JUL	AUG	SEP	OCT	NOV	DEC
1986	COMBINED	NAV	NAV	NAV	NAV	NAV	NAV	NAV	NAV	NAV	NAV	NAV	NAV
	ANALOG	NAV	NAV	NAV	NAV	NAV	NAV	NAV	NAV	NAV	NAV	NAV	NAV
	DIGITAL	NAV	NAV	NAV	NAV	NAV	NAV	NAV	NAV	NAV	NAV	NAV	NAV
1987	COMBINED	1.88	1.89	1.88	1.82	1.58	1.40	1.46	1.44	1.36	.06	1.37	.09
	ANALOG	2.12	2.13	2.12	2.05	1.79	1.51	1.59	1.57	1.48	1.45	1.50	1.50
	DIGITAL	NAV	NAV	NAV	NAV	NAV	.56	.51	.52	.50	.45	.47	.70
1988	COMBINED	.80	1.49	1.48	1.48	1.32	1.32	1.29	1.27	.00	1.13	1.25	1.26
	ANALOG	NAV	1.61	1.63	1.62	1.45	1.45	1.40	1.39	NAV	1.23	1.37	1.38
	DIGITAL	NAV	.70	.67	.60	.47	.54	.64	.56	NAV	.53	.51	.54
1989	COMBINED	1.43	1.59	1.58	1.48	1.32	1.27	1.30	1.28	1.21	1.20	1.27	1.32
	ANALOG	1.57	1.73	1.72	1.62	1.44	1.41	1.43	1.42	1.34	1.32	1.41	1.46
	DIGITAL	.61	.79	.73	.72	.65	.54	.63	.50	.53	.57	.62	.67
1990	COMBINED	1.54	1.67	1.70	1.59	1.41	1.31	1.29	1.56	1.40	1.37	1.47	1.52
	ANALOG	1.67	1.82	1.86	1.75	1.56	1.44	1.44	1.72	1.53	1.50	1.62	1.67
	DIGITAL	.90	.98	.93	.82	.70	.72	.66	.86	.83	.82	.84	.92
1991	COMBINED	1.76	1.76	1.90	1.75	1.59	1.47	1.58	1.50	1.32	NAV	NAV	NAV
	ANALOG	1.93	1.94	2.08	1.93	1.76	1.62	1.64	1.66	1.49	NAV	NAV	NAV
	DIGITAL	1.14	1.11	1.22	1.04	.94	.91	1.38	.93	.73	NAV	NAV	NAV

SOUTH FLORIDA AREA  
 ENTITY CCS/NAL REPORT  
 FOR KYLRFLLSRSO  
 12/05/91  
 REPORT NAME = CCSRPT1

YEAR		MONTH											
		JAN	FEB	MAR	APR	MAY	JUN	JUL	AUG	SEP	OCT	NOV	DEC
1987	COMBINED	NAV	NAV	NAV	NAV	NAV	NAV	NAV	NAV	NAV	NAV	.00	NAV
	ANALOG	NAV	NAV	NAV	NAV	NAV	NAV	NAV	NAV	NAV	NAV	NAV	.00
	DIGITAL	NAV	NAV	NAV	NAV	NAV	NAV	NAV	NAV	NAV	NAV	NAV	.00
1988	COMBINED	.00	1.47	1.49	1.46	1.41	1.42	1.30	1.32	.00	1.33	1.37	1.39
	ANALOG	NAV	1.49	1.50	1.48	1.43	1.45	1.32	1.33	NAV	1.34	1.40	1.41
	DIGITAL	NAV	1.13	1.19	1.11	1.11	1.05	1.08	1.11	NAV	1.24	1.09	1.17
1989	COMBINED	1.46	1.54	1.55	1.47	1.40	1.36	1.37	1.31	1.40	1.34	1.38	1.44
	ANALOG	1.49	1.60	1.60	1.52	1.45	1.40	1.40	1.36	1.45	1.37	1.42	1.48
	DIGITAL	1.16	.90	1.02	1.01	.93	.95	1.07	.87	1.00	1.11	1.08	1.14
1990	COMBINED	1.49	1.55	1.58	1.47	1.44	1.40	1.39	1.41	1.47	1.47	1.47	1.56
	ANALOG	1.54	1.60	1.63	1.51	1.47	1.44	1.44	1.42	1.48	1.48	1.51	1.60
	DIGITAL	1.12	1.12	1.17	1.15	1.21	1.11	1.07	1.37	1.39	1.37	1.22	1.34
1991	COMBINED	1.51	1.61	1.63	1.59	1.55	1.49	1.46	1.42	1.55	NAV	NAV	NAV
	ANALOG	1.55	1.65	1.65	1.61	1.56	1.51	1.49	1.45	1.56	NAV	NAV	NAV
	DIGITAL	1.23	1.39	1.51	1.45	1.48	1.40	1.31	1.28	1.47	NAV	NAV	NAV





SOUTH FLORIDA AREA  
 ENTLTY CCS/NAL REPORT  
 FOR KYWSELMADSO  
 12/05/91  
 REPORT NAME = CCSRPT1

---

YEAR		MONTH											
		JAN	FEB	MAR	APR	MAY	JUN	JUL	AUG	SEP	OCT	NOV	DEC
1986	COMBINED	2.54	2.54	2.54	2.49	2.36	NAV	2.37	2.25	2.68	NAV	2.35	2.40
	ANALOG	2.52	2.52	2.53	NAV	2.39	NAV	2.37	2.32	2.79	NAV	2.44	2.49
	DIGITAL	2.63	2.63	2.58	NAV	2.30	NAV	NAV	NAV	NAV	NAV	NAV	NAV
1987	COMBINED	2.48	2.53	2.68	2.46	2.28	NAV	2.08	2.09	2.10	2.06	2.06	2.25
	ANALOG	2.57	2.62	2.78	2.55	2.37	NAV	2.10	2.11	2.12	2.10	2.15	2.25
	DIGITAL	NAV	NAV	NAV	NAV	NAV	NAV	1.61	1.60	1.60	1.53	1.58	2.27
1988	COMBINED	2.68	2.21	.00	2.21	2.10	2.09	1.92	1.96	2.02	2.02	2.08	2.07
	ANALOG	2.67	2.26	.00	2.26	2.15	2.14	1.97	2.01	2.07	2.07	2.13	2.12
	DIGITAL	2.85	1.42	.00	1.39	1.30	1.25	1.19	1.22	1.23	1.31	1.31	1.33
1989	COMBINED	2.12	2.26	2.27	2.14	2.08	2.04	1.96	1.98	2.06	2.08	2.11	2.11
	ANALOG	2.18	2.32	2.33	2.19	2.12	2.09	2.00	2.03	2.11	2.12	2.16	2.15
	DIGITAL	1.29	1.32	1.39	1.44	1.45	1.39	1.35	1.31	1.45	1.49	1.53	1.63
1990	COMBINED	2.14	2.27	NAV	2.17	2.13	2.04	2.03	2.06	2.11	2.19	2.19	2.08
	ANALOG	2.19	2.32	NAV	2.23	2.18	2.09	2.00	2.12	2.17	2.25	2.22	2.15
	DIGITAL	1.50	1.64	NAV	1.53	1.56	1.53	1.50	1.46	1.51	1.59	1.88	1.49
1991	COMBINED	2.11	2.22	2.25	2.19	2.14	2.05	1.97	2.02	2.10	NAV	NAV	NAV
	ANALOG	2.18	2.29	2.32	2.25	2.20	2.11	2.04	2.09	2.17	NAV	NAV	NAV
	DIGITAL	1.52	1.61	1.69	1.68	1.60	1.52	1.42	1.49	1.60	NAV	NAV	NAV



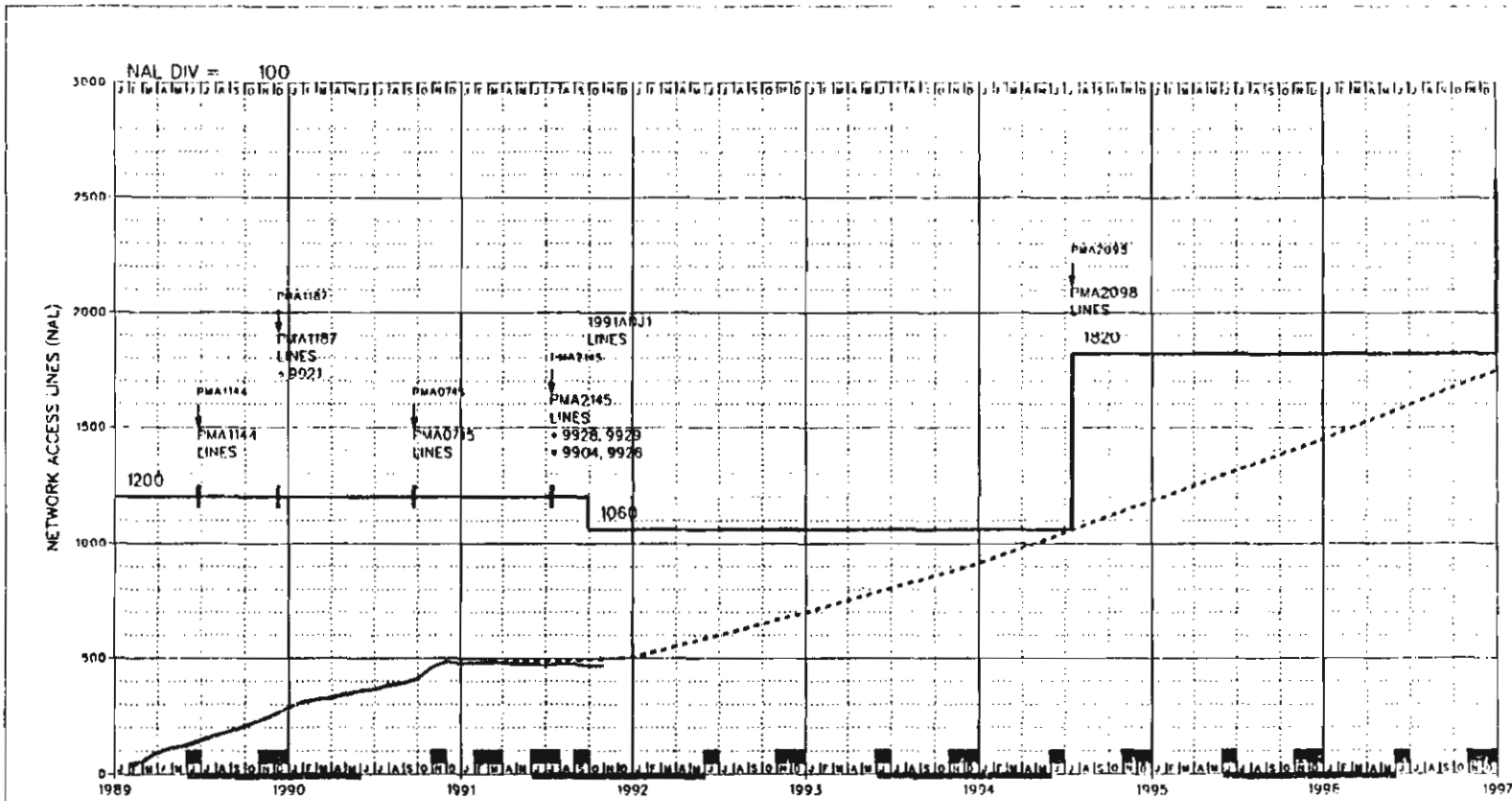


SOUTH FLORIDA AREA  
 ENTITY CCS/NAI REPORT  
 FOR MIAMPLAPDS0  
 12/05/91  
 REPORT NAME = CCSRPT1

YEAR		MONTH											
		JAN	FEB	MAR	APR	MAY	JUN	JUL	AUG	SEP	OCT	NOV	DEC
1986	COMBINED	5.01	5.14	5.00	5.14	5.01	3.85	4.72	5.44	5.21	NAV	5.46	5.65
	ANALOG	NAV	NAV	NAV	NAV	NAV	NAV	NAV	NAV	NAV	NAV	NAV	NAV
	DIGITAL	NAV	NAV	NAV	NAV	NAV	NAV	NAV	NAV	NAV	NAV	NAV	NAV
1987	COMBINED	4.63	4.90	4.73	4.93	NAV	1.47	1.47	NAV	.00	.00	.00	.00
	ANALOG	NAV	NAV	NAV	NAV	NAV	1.47	1.47	NAV	NAV	NAV	NAV	NAV
	DIGITAL	NAV	NAV	NAV	NAV	NAV	NAV	NAV	NAV	NAV	NAV	NAV	NAV
1988	COMBINED	NAV	.00	1.47	.00	.00	.00	3.09	3.06	4.05	4.04	3.92	4.26
	ANALOG	NAV	NAV	1.47	NAV	NAV	NAV	3.09	3.06	4.05	4.04	3.92	4.26
	DIGITAL	NAV	NAV	.00	NAV	NAV	NAV	.00	.00	.00	.00	.00	NAV
1989	COMBINED	.00	4.20	3.87	3.42	3.53	3.41	3.41	3.46	3.77	3.75	3.63	3.70
	ANALOG	NAV	4.20	3.87	3.42	3.53	3.41	3.41	3.46	3.77	3.75	3.63	3.70
	DIGITAL	NAV	NAV	NAV	NAV	NAV	NAV	NAV	NAV	NAV	NAV	NAV	NAV
1990	COMBINED	3.39	3.43	3.77	3.88	3.90	3.67	3.74	3.81	3.67	3.60	3.64	3.63
	ANALOG	3.39	3.43	3.77	3.88	3.90	3.67	3.74	3.81	3.67	3.60	3.64	3.70
	DIGITAL	NAV	NAV	NAV	NAV	NAV	NAV	NAV	NAV	NAV	NAV	NAV	NAV
1991	COMBINED	3.63	3.19	3.10	3.16	3.27	3.39	3.44	3.48	3.57	NAV	NAV	NAV
	ANALOG	3.65	3.21	3.12	3.19	3.31	3.41	3.46	3.51	3.61	NAV	NAV	NAV
	DIGITAL	NAV	NAV	1.36	1.16	1.20	2.58	2.51	2.39	2.22	NAV	NAV	NAV

SOUTH FLORIDA AREA  
 ENTITY CCB/NAL REPORT  
 FOR MIAMFLBCDSO  
 12/05/91  
 REPORT NAME = CCSRPT1  
 -----

YEAR		MONTH												
		JAN	FEB	MAR	APR	MAY	JUN	JUL	AUG	SEP	OCT	NOV	DEC	
1987	COMBINED	NAV	NAV	NAV	NAV	NAV	NAV	NAV	NAV	NAV	NAV	NAV	.00	.00
	ANALOG	NAV	NAV	NAV	NAV	NAV	NAV	NAV	NAV	NAV	NAV	NAV	NAV	NAV
	DIGITAL	NAV	NAV	NAV	NAV	NAV	NAV	NAV	NAV	NAV	NAV	NAV	NAV	NAV
1988	COMBINED	.00	3.52	.00	3.48	3.46	3.54	3.21	3.55	3.49	3.54	3.59	3.59	
	ANALOG	3.43	3.52	3.47	3.48	3.46	3.54	3.21	3.55	3.49	3.54	3.59	3.59	
	DIGITAL	NAV	NAV	NAV	NAV	NAV	.00	.00	.00	.00	NAV	.00	NAV	
1989	COMBINED	3.38	3.53	3.57	3.56	3.46	3.51	.00	3.34	3.41	3.42	3.40	3.35	



NOTES:  
 9904 CCS7 TRUNK SIGNALING  
 9921 RINGMASTER  
 9926 CCS ACCESS CAPABILITY  
 9928 ONA REQUIREMENTS  
 9929 TOUCHSTAR CHASE I & II

REASON FOR REISSUE:

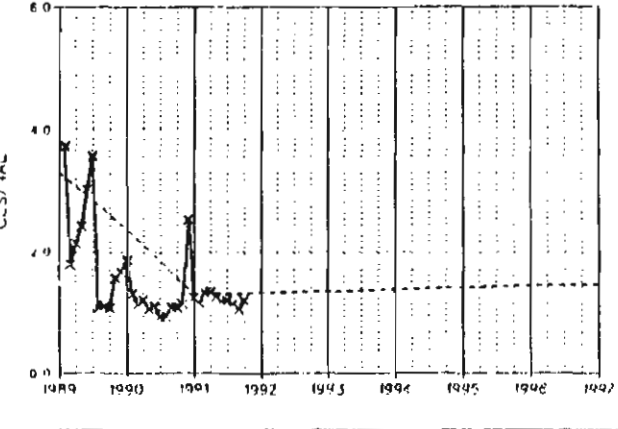
DATE OF ISSUE: 11/25/91  
 EXCHANGE: HOMESTEAD  
 DATABASE: HVF  
 EQ TYPE: 5RSM  
 NXX: 230

BUILDING: HMSTFLA STAFF FT  
 LATA: SOET/460  
 COMPANY: SBEL AREA: SBEL  
 DIVISION: SFSO DISTRICT: SFSO  
 EXHAUST: 01/01/99  
 CONTACT: GISPIVEY  
 NUMBER: RIRAINES  
 EQ ENGINEER: ARMENTA

E. A. DATE: 07/16/88  
 OIR CLOSE: 09/04/92  
 OIR DELIVER: 11/16/92  
 NAL FCST: 06/15/91  
 CCS FCST: 08/01/90  
 ENTITY CUT: 07/16/88  
 ENTITY TERM: 01/01/99  
 LATEST NAL: 466  
 SWITCH HOST: HMSTFLIMUSO  
 ENTITY: CHART

YEAR	1989	1990	1991	1992	1993	1994	1995	1996	1997
NAL	32 (A)	286 (A)	477 (A)	502 (F)	897 (F)	912 (F)	1182 (F)	1447 (F)	1747 (F)
LINES	32	286	477	502	897	912	1182	1447	1747
CCS/NAL	3.30	2.36	1.30	1.33	1.35	1.38	1.41	1.44	1.46
CCS STATUS	A	A	A						

NAL/LN RATIO	1.00000	1.00000	1.00000	1.00000	1.00000	1.00000	1.00000	1.00000	1.00000
SVC.	1989	1990	1991	JOBNUM					
DTS									
IML									
%IF FM									
				PMA1144	06/25/89	06/25/89	07/15/89		
				PMA1107	12/10/89	12/10/89	08/19/89		
				PMA0745	09/23/90	09/23/90	08/02/90		
				PMA2145	07/14/91	07/14/91	02/16/91		
				PMA2098	07/16/94	07/16/94	04/23/04		
				PMA2218	04/05/99	04/05/99	01/18/99		
				MATNOCA	04/05/99	04/05/99	01/18/99		



HMSTFLA RSO 10

REPORT: PARIB  
 PAGE: 1 OF 2  
 BUILDING: HMST EAST  
 ENT CUT: 07/16/88

ENTITY: HMSTLEARSO  
 ENT TERM: 01/01/99

LSDP SYSTEM  
 GRAPHIC PART B VERSION 1.00  
 DATABASE: LIVE

DATE: 11/25/91  
 TIME: 19:03:40  
 CHART NO.: 1.0  
 EQ TYPE: 5R5H

JOB/ADJ/AT	PMA1144	PMA1187	PMA0745	PMA2145	1991ADJ1	PMA2098
EVENT-NUM	EVT1	EVT1	EVT1	EVT1	EVT1	EVT1
EVENT-DATE	06/25/89	12/10/89	09/23/90	07/14/91	09/30/91	07/16/94
ROYSD/TORTE	06/25/89	12/10/89	09/23/90	07/14/91	09/30/91	07/16/94
REOSD	06/25/89	12/10/89	09/23/90	07/14/91	07/16/94	07/16/94
CAP EXH.	##/##/##	##/##/##	##/##/##	##/##/##	##/##/##	##/##/##
SHIP DATE	02/11/89	08/19/89	06/02/90	02/16/91	02/16/91	04/23/94
JOB DESC.	GENERIC	GENERIC	GENERIC	GENERIC	CT/OIP	GA
NAL TRANS						
TRANS ENT						
LSE1	NTW	NTW	NTW	NTW	NTW	NTW
NAL CAP SE	230 2040	360 2400	-700 1700	1700 1700	1700 1700	900 2600
TC	230 2040	360 2400	-700 1700	1700 1700	1700 1700	900 2600
LNS	1200 1200	1200 1200	1200 1200	1200 1200	1200 1200	1200 1200
NOS	8400 8400	-100 8300	100 8400	8400 8400	-140 1060	760 1820
HL	1200 1200	1200 1200	1200 1200	1200 1200	1200 1200	1200 1200
CNTRX CAP	100 100	100 100	100 100	100 100	100 100	100 100
INST. NOS	10000 10000	10000 10000	10000 10000	10000 10000	10000 10000	10000 10000
UAV ASSGN	127 127	137 264	-137 127	127 127	127 127	127 127
%FNOS	85.00 85.00	85.00 85.00	85.00 85.00	85.00 85.00	85.00 85.00	85.00 85.00
INST. LNS	1536 1536	1536 1536	1536 1536	1536 1536	1536 1536	1024 2560
UAV ASSGN	23 23	23 23	23 23	23 23	23 23	30 30
%TOTAL FILL	79.30 79.30	79.30 79.30	79.30 79.30	79.30 79.30	70.24 70.24	72.22 72.22
LNCAP IN LNS	1200 1200	1200 1200	1200 1200	1200 1200	-140 1060	760 1820
SIZING DATE	03/07/88	11/23/88	02/06/90	02/06/90	02/06/90	06/05/91
MOO DUE	05/14/88	01/07/89	01/21/90	05/26/90	05/26/90	07/03/93
TELCO DUE	09/10/88	03/11/89	02/17/90	08/25/90	08/25/90	10/16/93
TURNOVER	06/25/89	12/10/89	09/23/90	07/14/91	07/14/91	07/16/94
GENERIC SVC						
GENERIC	5E3.1	5E4.2	5E5	5E6.1	5E6.1	8:1
CONC RATIO	8:1	8:1	8:1	8:1	8:1	8:1
ENG LSF						
ENG CCS/NAL	2.50	2.10	3.00	3.00	3.00	3.00
DESIGN BS						
MRAJ	0.00	0.00	0.00	0.00	0.00	32.66
PROCESSOR						
CAP TRUNK	0	0	0	0	0	0
DGTL TK UNIT	0	0	0	0	0	0
LLN/LT/SM/NM	1	1	1	1	1	1
LSR/LTS/#/#						
LSH/#/#/L32						
TSC/#/155/NP	4	4	4	4	4	2
TLN/#/#/L64						
TOT FRS/SHL	0	0	0	0	0	0
REUSE FR/SHL	0	0	0	0	0	0
GROSS ADDNS	32	10	2	0	0	140
EXT JOB DESC	GENERIC/RETR	GENERIC/RETR	GENERIC/RETR	GENERIC/RETR	NEWFCST	GROWTH/2 OLU
%CTOIP	10.00	10.00	10.00	10.00	26.76	24.78

JOB CAT. G

G

G

G

n



REPORT: PARTB  
 PAGE: 2 OF 2  
 BUILDING: HMST EAST  
 ENT CUT: 07/16/88

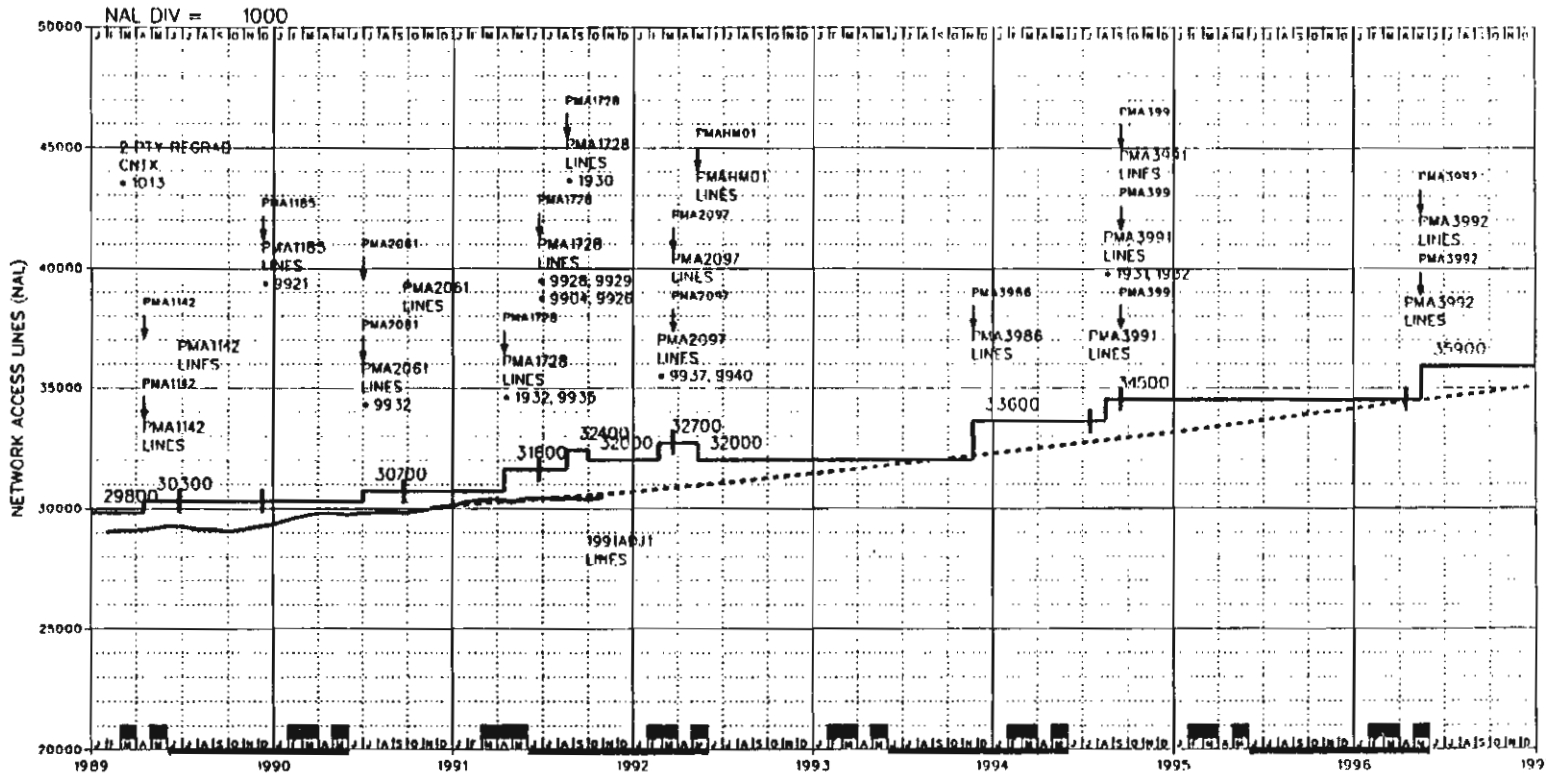
ENTITY: HMSTFLEARSO  
 ENT TERM: 01/01/99

LSDF SYSTEM  
 GRAPHIC PART B VERSION 1.00  
 DATABASE: LIVE

DATE: 11/25/91  
 TIME: 19:03:40  
 CHART NO.: 1.0  
 EQ TYPE: SRSB

JOB/ROJ/AT	PMA2218		MAENOEA	
EVENT-NUM	EVT1		EVT1	
EVENT-DATE	04/05/97		04/05/99	
RDYSD/TDATE	04/05/97		04/05/99	
REQSD	04/05/97		04/05/99	
CAP EXH.	**/**/**		**/**/**	
SHIP DATE	01/18/97		01/18/99	
JOB DESC.	GA		GA	
NAL TRANS				
TRANS ENT				
LSEI	NTW		NTW	
NAL CAP SE	600	3200	2000	5200
TC	600	3200	2000	5200
LNS	760	2580	760	3340
NOS		8400		8400
ML	760	2580	760	3340
CNTRX CAP		100		100
INST. NOS		10000		10000
UAV ASSGN		127		127
ZFNOS	85.00		85.00	
INST. LNS	1024	3584	1024	4608
UAV ASSGN	16	54	15	69
ZTOTAL FILL	73.07		73.54	
LNCAP IN LNS	760	2580	760	3340
SIZING DATE	06/10/91		06/10/91	
NDO DUE	05/25/96		05/25/98	
TELCO DUE	08/17/96		08/17/98	
TURNOVER	04/05/97		04/05/99	
GENERIC SVC				
GENERIC				
CONC RATIO	8:1		8:1	
ENG LSF				
ENG CCS/NAL	3.00		3.00	
DESIGN BS				
MRAJ	23.98		0.00	
PROCESSOR		0		
CAP TRUNK		0		
DCTL TK UNIT	0		0	
LLN/LT/SM/NM		1	1	2
LSR/LTS/*/*				
LSH/*/*/L32		0		
TSC/*/1SS/NP 2		8	2	10
ILN/*/*/L64		0		
TOT FRS/SHL	0		0	
REUSE FR/SHL	0		0	
GROSS ROOMS	140		250	
EXT JOB DESC	GROWTH/2 ALU		GROWTH/1 SM/	
ZCTDIP	23.93		23.46	

JOB CAT. A



- NOTES:
- 1013 PARTLY LINE TO PRIVATE LINE CONVERSION.
  - 1930 HOST FOR KYLMARSCO
  - 1931 CM2 UPGRADE FOR SCS
  - 1932 TIMED EARLY TO REDUCE OFFICE ACTIVITY
  - 9904 CCS7 TRUNK SIGNALING RINGMASTER
  - 9921 CCS ACCESS CAPABILITY ONA REQUIPMENTS
  - 9926 TOUCHSTAR PHASE I & II
  - 9932 100% AMA RECORDING
  - 9935 1+ COIN EQUAL ACCESS CARRIER IDENT. CODE (CIC) EXPLAN. (CIC)
  - 9937
  - 9940 CALL FWD-DONT ANSWER AFTER CALL WAITING
  - 1580 HOST FOR HMST/NA, NKLR, ISLM, KYLR/LS.

REASON FOR REISSUE:  
1803 75 NE CIVIC COURT, HMST.  
OBH 1900-2000

DATE OF ISSUE: 1/25/91  
EXCHANGE: HOMESTEAD  
DATABASE: LIVE  
EO TYPE: SES  
NXX: 242 245 246 247 248

BUILDING: HMSTFLHMSTAT: F1  
LATA: SOET/460  
COMPANY: SBLL AREA: SBFS  
DIVISION: SFSO DISTRICT: SDAD  
EXHAUST: 01/01/99  
CONTACT: G-SPIVEY  
NUMBER: RURAINE  
EO ENGINEER: ARMEHTA

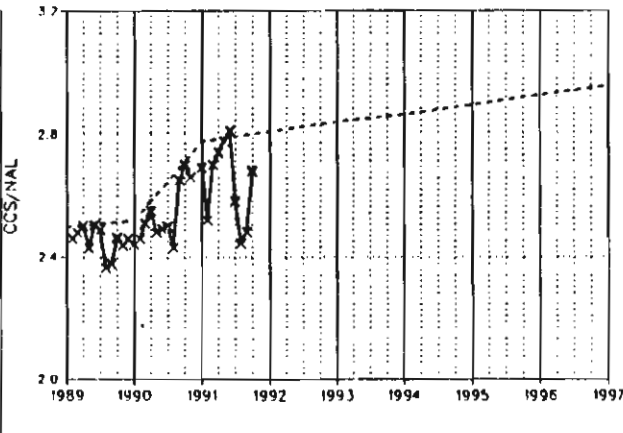
E. A. DATE: 08/25/86  
DIR CLOSE: 09/04/92  
DIR DELIVER: 11/16/92  
NAL FCST: 06/15/91  
CCS FCST: 08/01/90  
ENTITY CUT: 08/23/86  
ENTITY TERM: 01/01/99  
LATEST NAL: 30435  
SWITCH HOST

ENTITY: CHART:  
HMSTFLHMDSO 2.0

YEAR	1989	1990	1991	1992	1993	1994	1995	1996	1997
NAL	28767 (A)	29320 (A)	30121 (A)	30674 (F)	31436 (F)	32261 (F)	33136 (F)	34131 (F)	35056 (F)
LINES	28767	29320	30121	30674	31436	32261	33136	34131	35056
CCS/NAL	2.50	2.52	2.78	2.81	2.84	2.86	2.89	2.92	2.95
CCS STATUS	A	A	A						

NAL/LN RATIO	1.00000	1.00000	1.00000	1.00000	1.00000	1.00000	1.00000	1.00000	1.00000
--------------	---------	---------	---------	---------	---------	---------	---------	---------	---------

SVC.	1989	1990	1991	JOBNUM	RDYSD	REQSD	SHIP
DTS	03	03	03	PMA1142	04/16/89	04/16/89	07/11/89
	04	04	04	PMA1142	06/25/89	04/16/89	02/11/89
	05	05	05	PMA1185	12/10/89	12/10/89	08/19/89
	06	06	06	PMA2061	07/01/90	07/01/90	06/02/90
IML	07	07	07	PMA2061	09/23/90	07/01/90	06/02/90
	08	08	08	PMA1728	04/14/91	04/14/91	07/18/91
	09	09	09	PMA1778	06/23/91	06/23/91	07/09/91
XIFFM	10	10	10	PMA1728	08/18/91	06/18/91	04/06/91
	11	11	11				



REPORT: PART 0  
 PAGE: 1 OF 4  
 BUILDING: HOMESTEAD MAIN  
 ENT CUT: 08/23/86

ENTITY: HMSTFLHMUSO  
 ENT TERM: 01/01/99

LSDP SYSTEM  
 GRAPHIC PART B VERSION 1.00  
 DATABASE: LIVE

DATE: 11/25/91  
 TIME: 19:03:40  
 CHART NO.: 2.0  
 EQ TYPE: SES

JOB/ADJ/AT 1989AT1  
 EVENT-NUM  
 EVENT-DATE 02/28/89  
 ROYSO/TOATE 02/28/89  
 REUSO \*\*/\*\*/  
 CAP EXH. \*\*/\*\*/  
 SHIP DATE \*\*/\*\*/  
 JOB DESC. CNTX  
 NAL TRANS 74  
 TRANS ENT 2 PTY REGRAD

PMA1142  
 EVT1  
 04/16/89  
 06/25/89  
 04/16/89  
 \*\*/\*\*/  
 02/11/89  
 GA

PMA1142  
 EVT2  
 06/25/89  
 06/25/89  
 04/16/89  
 \*\*/\*\*/  
 02/11/89  
 GENERIC

PMA1185  
 EVT1  
 12/10/89  
 12/10/89  
 12/10/89  
 \*\*/\*\*/  
 08/19/89  
 GENERIC

PMA2061  
 EVT1  
 07/01/90  
 09/23/90  
 07/01/90  
 \*\*/\*\*/  
 06/02/90  
 GA

PMA2061  
 EVT2  
 09/23/90  
 09/23/90  
 07/01/90  
 \*\*/\*\*/  
 06/02/90  
 GENERIC

LSEI  
 NAL CAP SE  
 TC  
 LNS  
 NOS  
 HL  
 CNTRX CAP  
 INST. NOS  
 UAY ASSCN  
 %FNOS  
 INST. LNS  
 UAY ASSCN  
 %TOTAL FILL  
 LNCAP IN LNS  
 SIZING DATE  
 NOO OUE  
 TELCO DUE  
 TURNOVER  
 GENERIC SVC  
 CONC RATIO  
 ENG LSF  
 ENG CCS/NAL  
 DESIGN BS  
 MRAJ  
 PRCESSOR  
 CAP TRUNK  
 DCTL TK UNIT  
 LLN/LI/SM/NM  
 LSR/LTS/\*\*/  
 LSH/\*\*/L32  
 TSC/\*\*/TSS/NP  
 TLN/\*\*/L64  
 TOT FRS/SHL  
 REUSE FR/SHL  
 GROSS ROOMS  
 EXT JOB DESC  
 %CTDIP

NTW  
 11700 50200  
 11700 50200  
 500 30300  
 8200 41900  
 500 30300  
 600  
 10000 50000  
 32 655  
 85.00  
 576 36736  
 595  
 83.89  
 500 30300  
 03/02/88  
 04/09/88  
 08/06/88  
 04/16/89  
 SE2.2  
 8:1  
 2.50  
 14.49  
 27700 135300  
 8 149  
 1  
 1 23  
 0  
 5 179  
 0  
 3  
 0  
 640  
 10.30

NTW  
 50200  
 50200  
 30300  
 41900  
 30300  
 600  
 50000  
 655  
 85.00  
 36736  
 595  
 83.89  
 30300  
 03/07/88  
 04/09/88  
 08/06/88  
 06/25/89  
 SE3.1  
 8:1  
 2.50  
 26.22  
 135300  
 149  
 0  
 23  
 179  
 0  
 0  
 0  
 0  
 10.30

NTW  
 -4100 46100  
 -4100 46100  
 30300  
 41900  
 30300  
 600  
 50000  
 655  
 85.00  
 36736  
 595  
 83.89  
 30300  
 11/23/89  
 01/07/89  
 03/11/89  
 12/10/89  
 SE4.2  
 8:1  
 2.65  
 0.00  
 135300  
 149  
 0  
 23  
 179  
 0  
 0  
 0  
 130  
 10.30

NTW  
 1200 47300  
 1200 47300  
 400 30700  
 41900  
 30700  
 400  
 600  
 50000  
 655  
 85.00  
 37312  
 595  
 83.69  
 400 30700  
 02/06/90  
 01/21/90  
 02/17/90  
 09/23/90  
 11/24/89  
 SE4.2  
 8:1  
 2.67  
 9.43  
 135300  
 149  
 0  
 23  
 180  
 0  
 0  
 0  
 0  
 340M8/AM/1 0  
 10.30

NTW  
 47300  
 47300  
 30700  
 41900  
 30700  
 600  
 50000  
 655  
 85.00  
 37312  
 595  
 83.69  
 30700  
 02/16/90  
 01/21/90  
 02/17/90  
 09/23/90  
 08/31/90  
 SE5.1  
 8:1  
 2.67  
 1038.59  
 135300  
 149  
 0  
 23  
 180  
 0  
 0  
 275  
 10.30

JOB CAT.

A

C

G

A

G

REPORT: PART B

PAGE: 2 OF 4

BUILDING: HOMESTEAD MAIN

ENT CUT: 08/23/86

ENTITY: HMSTFLHMDSO

ENT TERM: 01/01/99

LSDF SYSTEM

GRAPHIC PART B VERSION 1.00

DATABASE: LIVE

DATE: 11/25/91

TIME: 19:03:40

CHART NO.: 2.0

EQ TYPE: SES

JOB/AOJ/AT	PMA1728	PMA1728	PMA1728	1991AOJ1	PMA2097	PMA2097
EVENT-NUM	EVT1	EVT2	EVT3	EVT1	EVT1	EVT2
EVENT-DATE	04/14/91	06/23/91	08/18/91	09/30/91	02/22/92	03/22/92
ROYSO/TOATE	08/18/91	08/18/91	08/18/91	09/30/91	03/22/92	03/22/92
REQSO	04/14/91	06/23/91	08/18/91	##/##/##	03/22/92	03/22/92
CAP EXH.	##/##/##	##/##/##	##/##/##	##/##/##	##/##/##	##/##/##
SHIP DATE	02/16/91	02/09/91	04/06/91	##/##/##	01/03/92	01/03/92
JOB DESC.	GA	GENERIC	GA	CT/DIP	GA	GENERIC
NAL TRANS						
TRANS ENT						
LSEI	NTW	NTW	NTW	NTW	NTW	NTW
NAL CAP SE	2600 49900	49900	49900	49900	1600 51500	51500
IC	2600 49900	49900	49900	49900	1600 51500	51500
LNS	900 31600	31600	800 32400	-400 32000	700 32700	32700
NOS	41900	41900	41900	41900	41900	41900
ML	900 31600	31600	800 32400	-400 32000	700 32700	32700
CNTRX CAP	600	600	600	600	600	600
INST. NOS	50000	50000	50000	50000	50000	50000
UAV ASSGN	655	655	655	655	655	655
ZFNOS	85.00	85.00	85.00	85.00	85.00	85.00
INST. LNS	576 37888	37888	1088 38976	38976	1152 40128	40128
UAV ASSGN	595	595	8 603	703	703	703
ZTOTAL FILL	84.81	84.81	84.41	83.53	82.93	82.93
LNCAP IN LNS	900 31600	31600	800 32400	-400 32000	700 32700	32700
SIZING DATE	02/23/90	02/16/90	08/20/90	02/04/91	02/04/91	02/04/91
NOO DUE	05/26/90	05/26/90	05/26/90	06/01/91	06/01/91	06/01/91
TELCO DUE	08/25/90	08/25/90	08/25/90	08/03/91	08/03/91	08/03/91
TURNOVER	08/18/91	08/18/91	08/18/91	03/22/92	03/22/92	03/22/92
GENERIC SVC	08/31/90	06/07/91	06/07/91	06/07/91	04/17/92	04/17/92
GENERIC	SE5	SE6	SE6.1	SE6.1	SE6.1	SE7
CONC RATIO	8:1	8:1	8:1	0:1	8:1	8:1
ENG LSF						
ENG CCS/NAL	2.65	2.65	2.65	2.65	2.65	2.65
DESIGN BS						
MRAJ	4.14	0.00	7.13	0.00	20.96	16.85
PROCESSOR	14500 149800	149800	42 211	149800	37300 187100	187100
CAP TRUNK	20 169	169	4 211	211	8 219	219
OGTL TK UNIT	1	0	4	0	1	0
LLN/LT/SH/NM	1 24	24	3 27	27	1 28	28
LSR/LTS/##					0	0
LSH/##/L32	0	0	0	0	0	0
TSC/##/ISS/NP	7 187	187	26 213	213	8 221	221
TLN/##/L64	0	0	0	0	0	0
TOT FRS/SHL	3	2	12	0	3	0
REUSE FR/SHL	0	0	0	0	0	0
GROSS ADDNS	1400	0	0	0	290	0
EXT JOB DESC	SM/DCLU/ULTU	GENERIC/CCS7	3SMOCLTK/1AL	NEWFCST	1SM2OCLU/3TS	GENERIC
ZCTOIP	10.50	10.50	9.40	10.20	10.20	10.20

JOB CAT. A G A A A G

REPORT: PART B

PAGE: 3 OF 4

BUILDING: HOMESTEAD MAIN

ENT CUT: 08/23/86

ENTITY: HMSTFLHMOSO

ENT TERM: 01/01/99

LSD SYSTEM  
GRAPHIC PART 8 VERSION 1.00  
DATABASE: LIVE

DATE: 11/25/91

TIME: 19:03:40

CHART NO.: 2.0

EQ TYPE: 5ES

JOB/ROJ/AT	PMAHMO1	PMA3986	PMA3991	PMA3991	PMA3991	PMA3992
EVENT-NUH	EVT1	EVT1	EVT1	EVT2	EVT3	EVT1
EVTY-DATE	05/10/92	11/21/93	07/16/94	08/16/94	09/16/94	04/15/96
RDYSO/TORATE	05/10/92	11/21/93	09/16/94	09/16/94	09/16/94	05/15/96
REDSU	05/10/92	11/21/93	09/16/94	09/16/94	09/16/94	05/15/96
CAP EXH.	##/##/##	##/##/##	##/##/##	##/##/##	##/##/##	##/##/##
SHIP DATE	03/28/92	09/04/93	04/23/94	04/23/94	04/23/94	02/27/96
JOB DESC.	TKS	GA	GENERIC	GA	DISP	GENERIC
NAL TRANS						
TRANS ENT						
LSET	NTW	NTW	NTW	NTW	NTW	NTW
NAL CAP SE	-1600 49900	2900 52800	52800	3200 56000	56000	56000
TC	-1600 49900	2900 52800	52800	3200 56000	56000	56000
LNS	-700 32000	1600 33600	33600	900 34500	34500	34500
NDS	41900	41900	41900	41900	41900	41900
ML	-700 32000	1600 33600	33600	900 34500	34500	34500
CNTRX CAP	600	600	600	600	600	600
INST. NOS	50000	50000	50000	50000	50000	50000
URV ASSGN	655	655	655	655	655	655
%FNOS	85.00	85.00	85.00	85.00	85.00	85.00
INST. LNS	-1152 38976	2304 41280	41280	1024 42304	42304	42304
URV ASSGN	703	703	703	15 718	718	718
%TOTAL FILL	83.53	82.60	82.60	82.71	82.71	82.71
LNCAP IN LNS	-700 32000	1600 33600	33600	900 34500	34500	34500
SIZING DATE	10/25/91	06/27/91	06/27/91	06/27/91	06/27/91	06/27/91
NOO DUE	11/30/91	01/30/93	07/03/93	07/03/93	07/03/93	07/25/95
TELCO DUE	01/18/92	04/03/93	10/16/93	10/16/93	10/16/93	09/26/95
TURNOVER	05/10/92	11/21/93	09/16/94	09/16/94	09/16/94	05/15/96
GENERIC SVC	06/07/91					
GENERIC	SE7	SE7	SE9	SE9	SE9	SE11
CONC RATIO	8:1	8:1	8:1	8:1	8:1	8:1
ENG LSF						
ENG CCS/NAL	2.65	2.65	2.65	2.65	2.65	2.65
DESIGN B5						
MRAJ	0.00	9.82	0.00	20.96	19.94	0.00
PROCESSOR	-37300 149800	37380 187100	187100	20 187100	187100	187100
CAP TRUNK	219	219	219	20 239	239	239
DGTL TK UNIT	0	0	0	1	0	0
LLN/LT/SM/NM	1 29	29	29	1 30	30	30
LSR/LTS/##	0	0	0	0	0	0
LSH/##/L32	0	0	0	0	0	0
TSC/##/TSS/NP	6 227	2 229	229	13 242	239	239
TLN/##/L64	0	0	0	0	0	0
TOT FR/SHL	0	0	0	6	0	0
REUSE FR/SHL	0	0	0	0	0	0
GROSS ADDNS	175	80	0	2000	0	0
EXT JOB DESC	HAFB ESSX UM	20CLD	GENERIC	1SM2000/BTSS	RECOVER3TSSD	GENERIC
%CTDIP	10.20	10.20	10.20	10.20	10.20	10.20

JOB CRT. T

A

G

0

0

G

REPORT: PARTB

PAGE: 4 OF 4

BUILDING: HOMESTEAD MAIN

ENT CUT: 08/23/86

ENTITY: HMSTFLHMOSO

ENT TERM: 01/01/99

LSOF SYSTEM

GRAPHIC PART B VERSION 1.00

DATABASE: LIVE

DATE: 11/25/91

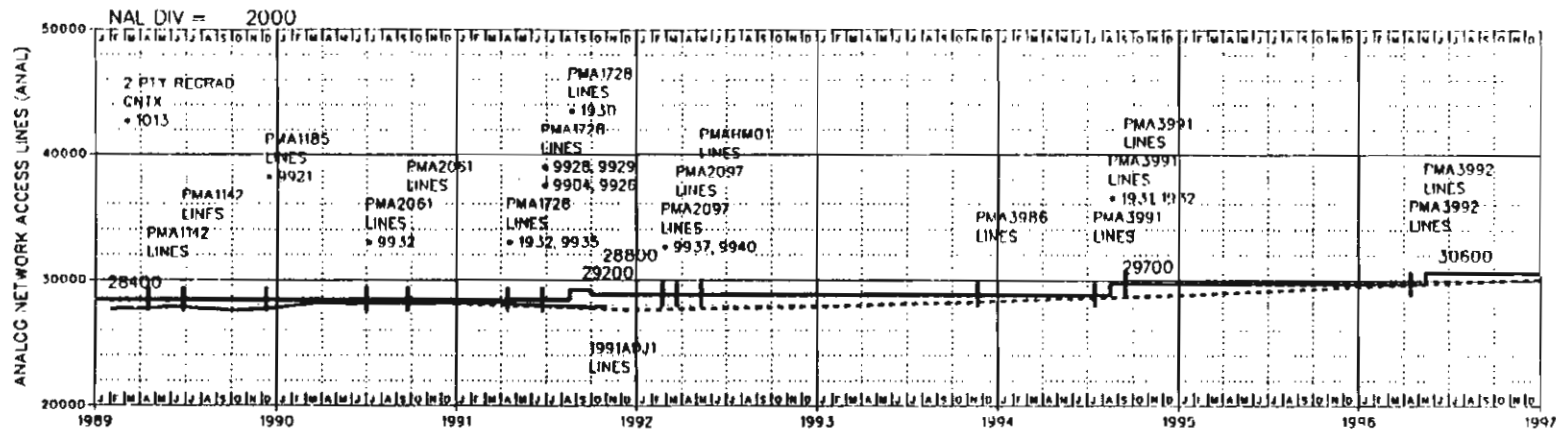
TIME: 19:03:40

CHART NO.: 2.0

EQ TYPE: SES

JOB/ADJ/AT	PMA3992		MAENOHM	
EVENT-NUM	EVT2		EVT1	
EVENT-DATE	05/15/96		05/15/98	
RDYSD/TDATE	05/15/96		05/15/98	
REQSD	05/15/96		05/15/98	
CAP EXH.	**/**/**		**/**/**	
SHIP DATE	02/27/96		02/26/98	
JOB OESC.	GA		GA	
NAL TRANS				
TRANS ENT				
LSE i	NTW		NTW	
NAL CAP SE	6000	62000	6000	68000
TC	6000	62000	6000	68000
LNS	1400	35900	1500	37400
NOS		41900		41900
ML	1400	35900	1500	37400
CNTRX CAP		600		600
INST. NOS		50000		50000
UAV ASSCN		655		655
ZFNOS	85.00		85.00	
INST. LNS	2176	44480	2176	46656
UAV ASSCN	16	734	15	749
ZTOTAL FILL	81.83		81.53	
LNCAP IN LNS	1400	35900	1500	37400
SIZING DATE	06/27/91		06/27/91	
NDD DUE	07/25/95		07/25/97	
TELCO DUE	09/26/95		09/26/97	
TURNOVER	05/15/96		05/15/98	
GENERIC SVC				
GENERIC	SE11		SE13	
CONC RATIO	8:1		8:1	
ENG LSF				
ENG CCS/NAL	2.65		2.65	
DESIGN BS				
MRAJ	23.98		0.00	
PROCESSOR		187100		187100
CAP TRUNK	16	255	16	271
OGLT TK UNIT 1			1	
LLN/LT/SM/NM 2		32	1	33
LSR/LTS/■/■		0		
LSH/■/■/L32				
TSC/■/TSS/NP 10		249	10	259
TLN/■/■/L64				
TOT FR/SHL 0			0	
REUSE FR/SHL 0			0	
GROSS ROOMS 215			215	
EXT JOB OESC 2ALU2OCLU6TS			2ALU2OCLU6TS	
ZCTOIP 10.20			10.21	

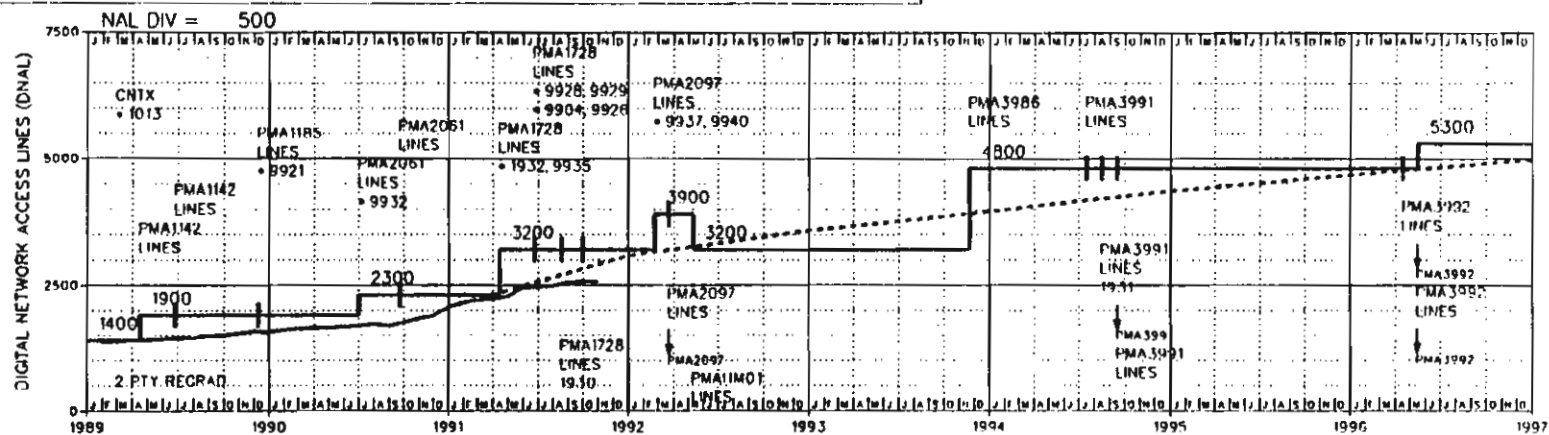
JOB CAT. A



NOTES:  
 1013 PARTY LINE TO PRIVATE LINE CONVERSION.  
 1930 HOST FOR KYLRMARSO  
 1931 CM2 UPGRADE FOR 5ESS  
 1932 TIMED EARLY TO REDUCE OFFICE ACTIVITY  
 9904 CCS7 TRUNK SIGNALING  
 9921 RINGMASTER  
 9926 CCS ACCESS CAPABILITY  
 9928 ONA REQUIREMENTS  
 9929 TOUCHSTAR PHASE I & II  
 9932 100% AMA RECORDING  
 9935 1+ COIN EQUAL ACCESS  
 9937 CARRIER IDENT. CODE (CIC) EXPAN. (FC B)  
 9940 CALL FWD-DUNT-ANSWER AFTER CALL WAITING  
 1580 HOST FOR HMS/NA, NKLR, ISLM, KYLP/LS.

YEAR	1989	1990	1991	1992	1993	1994	1995	1996	1997
NAL	27423 (A)	27760 (A)	28072 (A)	27590 (F)	27858 (F)	28306 (F)	28781 (F)	29462 (F)	30083 (F)
ANLG LNS	27423	27760	28072	27590	27858	28306	28781	29462	30083
CCS/MIN	2.52	2.54	2.77	2.80	2.83	2.85	2.88	2.91	2.94
ACCS ACTUAL	A	A	A						
NAL/LN RATIO	1.00000	1.00000	1.00000	1.00000	1.00000	1.00000	1.00000	1.00000	1.00000

REASON FOR REISSUE:  
 1803 75 NE CIVIC COURT, HMST.  
 OBH 1900-2000



DATE OF ISSUE: 11/25/91  
 EXCHANGE: HUNESHEAD  
 DATABASE: LIVE  
 CO TYPE: 5ES  
**ANALOG**  
 BUILDING SWITCH HOST HOMESTEAD MAIN  
 FCST DATE 06/15/91  
 LATEST ANAL 27863  
 CONTACT GFSPVIFY  
 CONTACT NO. RJRAINCS  
 EQUIP ENGR ARMEHIA  
**DIGITAL**  
 DLFCST DATE 01/15/91  
 LATEST DNAL 2570  
 LATEST SLC 41  
 LATEST ORBN 0  
 LATEST D112 0

YEAR	1989	1990	1991	1992	1993	1994	1995	1996	1997
NAL	1344 (A)	1560 (A)	2049 (A)	3084 (F)	3578 (F)	3955 (F)	4355 (F)	4669 (F)	4973 (F)
DNAL	1344	1560	2049	3084	3578	3955	4355	4669	4973
DIGI CCS/NAL	2.04	2.21	2.86	2.89	2.92	2.95	2.98	3.01	3.04
CCS ACTUAL	A	A	A						
SLC SYS	23	27	36	52	58	66	70	75	79
URBAN SYS	0	0	0	0	0	0	0	0	0
NAL/LN RATIO	1.00000	1.00000	1.00000	1.00000	1.00000	1.00000	1.00000	1.00000	1.00000

ENTITY: CHART  
 HMST-LHMD/SO 2.0

REPORT: PART B

PAGE: 1 OF 4

BUILDING: HOMESTEAD MAIN

ENT CUT: 08/23/86

ENTITY: HMSTFLHMOSO

ENT TERM: 01/01/99

LSOF SYSTEM  
DIGITAL PART B VERSION 1.00  
DATABASE: LIVE

DATE: 11/25/91

TIME: 19:03:40

CHART NO.: 2.0

CO TYPE: SES

JOB/AOJ/AT 1989AT1  
EVENT-NUM  
EVENT-DATE 02/28/89  
ROYSD/TDATE 02/28/89  
REOSD \*\*/\*\*/\*\*  
CAP EXH. \*\*/\*\*/\*\*  
SHIP DATE \*\*/\*\*/\*\*  
JOB DESC. CNTX  
TRANS ENT 2 PLY REGRAD

PMA1142  
EVT1  
04/16/89  
06/25/89  
04/16/89  
\*\*/\*\*/\*\*  
02/11/89  
GA

PMA1142  
EVT2  
06/25/89  
06/25/89  
04/16/89  
\*\*/\*\*/\*\*  
02/11/89  
GENERIC

PMA1185  
EVT1  
12/10/89  
12/10/89  
12/10/89  
\*\*/\*\*/\*\*  
08/19/89  
GENERIC

PMA2061  
EVT1  
07/01/90  
09/23/90  
07/01/90  
\*\*/\*\*/\*\*  
06/02/90  
GA

PMA2061  
EVT2  
09/23/90  
09/23/90  
07/01/90  
\*\*/\*\*/\*\*  
06/02/90  
GENERIC

ANALOG SECTION -----

NAL TRANS 74

NAL CAP TC  
LNS  
ML

LINE UNITS

INST. LNS

URV ASSON

%FILL

ALNCRP LNS

RENG CCS NAL

ANLC DEF LNS

ISON CAP TC

ISON CAP LNS

ISON CAP ML

ISON LN MOD

ISON INS LNS

ISON URV LNS

ISON %FILL

ISON ENG CCS

44200 44200  
28400 28400  
28400 28400  
65 65  
33280 33200  
499  
86.70  
28400 28400  
2.50

44200  
28400  
28400  
65  
33280  
499  
86.70  
28400  
2.50

-2500 41700  
28400  
28400  
65  
33280  
499  
86.70  
28400  
2.65

-300 41400  
28400  
28400  
65  
33280  
499  
86.70  
28400  
2.67

41400  
28400  
28400  
65  
33280  
499  
86.70  
28400  
2.67

DIGITAL SECTION -----

NAL TRANS

NAL CAP TC

LNS

ML

LINE UNITS

INST. LNS

URV ASSON

%FILL

OLNCRP LNS

DENG CCS NAL

CAP SLC SYS

ENG SLC MO 1

ENG SLC MO 2

DEF SLC SYS

CAP URBN SYS

DEF URBN SYS

CAP DMS112

SLC OLU

URBAN OLU

6000 6000  
1900 1900  
1900 1900  
6 6  
3456 3456  
96  
56.52  
1900 1900  
1.85  
6 35  
1 30  
5 5  
0 0  
0 0  
0 0  
0 0  
0 0  
6 6  
0

6000  
1900  
1900  
6  
3456  
96  
56.52  
1900  
1.85  
35  
30  
5  
0  
0  
0  
0  
6  
0

-1600 4400  
1900  
1900  
6  
3456  
96  
56.52  
1900  
2.48  
35  
30  
5  
0  
0  
0  
0  
6  
0

1500 5900  
400 2300  
400 2300  
6 7  
576 4032  
96  
58.61  
400 2300  
2.16  
6 41  
5 35  
1 6  
0 0  
0 0  
0 0  
0 0  
1 7  
0

5900  
2300  
2300  
7  
4032  
96  
58.61  
2300  
2.16  
41  
35  
6  
0  
0  
0  
0  
7  
0



REPORT: PART B  
PAGE: 2 OF 4

BUILDING: HOMESTEAD MAIN  
ENT CUT: 08/23/86

ENTITY: HMSTFLHMOSO  
ENT TERM: 01/01/99

LSDF SYSTEM  
DIGITAL PART B VERSION 1.00  
DATABASE: LIVE

DATE: 11/25/91  
TIME: 19:03:40  
CHART NO.: 2.0  
EQ TYPE: SES

JOB/ADJ/AT	PMA1728	PMA1728	PMA1728	1991ADJ1	PMA2097	PMA2097
EVENT-NUM	EVT1	EVT2	EVT3	EVT1	EVT1	EVT2
EVENT-DATE	04/14/91	06/23/91	08/18/91	09/30/91	02/22/92	03/22/92
ROTSO/TDATE	08/18/91	08/18/91	08/18/91	09/30/91	03/22/92	03/22/92
REQSD	04/14/91	06/23/91	08/18/91	****	03/22/92	03/22/92
CAP EXH.	****	****	****	****	****	****
SHIP DATE	02/16/91	02/09/91	04/06/91	****	01/03/92	01/03/92
JOB DESC.	GA	GENERIC	GA	CT/DIP	GA	GENERIC
TRANS ENT						

ANALOG SECTION -----

NAL TRANS									
NAL CAP TC	1400	42800	42800	42800	42800	42800	42800	42800	42800
LNS		28400	28400	800	29200	-400	28800	28800	28800
ML		28400	28400	800	29200	-400	28800	28800	28800
LINE UNITS		65	65		66		66	66	66
INST. LNS		33280	33280	512	33792		33792	33792	33792
UAV ASSGN		499	499	8	507	100	607	607	607
XFILL	86.70		86.70	87.80		86.80		86.80	
ALNCAP LNS		28400	28400	800	29200	-400	28800	28800	28800
AENG CCS NAL	2.62		2.62	2.62		2.62		2.62	
ANLG DEF LNS		0	0		0		0	0	0
ISON CAP TC	8	8	8	8	8		8	8	8
ISON CAP LNS	8	8	8	8	8		8	8	8
ISON CAP ML	8	8	8	8	8		8	8	8
ISON LN MOD	1	1	1	1	1		1	1	1
ISON INS LNS	32	32	32	32	32		32	32	32
ISON UAV LNS	24	24	24	24	24		24	24	24
ISON XFILL									
ISON ENG CCS									

DIGITAL SECTION -----

NAL TRANS									
NAL CAP TC	1200	7100	7100	7100	7100	1600	8700	8700	8700
LNS	900	3200	3200	3200	3200	700	3900	3900	3900
ML	900	3200	3200	3200	3200	700	3900	3900	3900
LINE UNITS		8	8	9	9		11	11	11
INST. LNS	576	4608	4608	576	5184	1152	6336	6336	6336
UAV ASSGN		96	96		96		96	96	96
XFILL	71.08		71.08	62.22		62.22		62.37	
DLNCAP LNS	900	3200	3200	3200	3200	700	3900	3900	3900
DENG CCS NAL	2.28		2.28	2.28		2.28		2.28	
CAP SLC SYS	6	47	47	6	53	12	65	65	65
ENG SLC MD 1	-5	30	30	6	36	-1	35	35	35
ENG SLC MD2	11	17	17		17	13	30	30	30
DEF SLC SYS		0	0		0		0	0	0
CAP URBN SYS		0	0		0		0	0	0
DEF URBN SYS		0	0		0		0	0	0
CAP DMS112		0	0		0		0	0	0
SLC DLU	1	8	8	1	9	2	11	11	11
URBN DLO		0	0		0		0	0	0

REPORT: PART 8  
 PAGE: 3 OF 4  
 BUILDING: HOMESTEAD MAIN  
 ENT CUT: 08/23/86

ENTITY: HMSTFLHMD50  
 ENT TERM: 01/01/99

LSDF SYSTEM  
 DIGITAL PART 8 VERSION 1.00  
 DATABASE: LIVE

DATE: 11/25/91  
 TIME: 19:03:40  
 CHART NO.: 2.0  
 ED TYPE: SES

JOB/ROJ/AT	PMAHMD1	PMA3986	PMA3991	PMA3991	PMA3991	PMA3992
EVENI-NUM	EVT1	EVT1	EVT1	EVT2	EVT3	EVT1
EVENT-DATE	05/10/92	11/21/93	07/16/94	08/16/94	09/16/94	04/15/96
RDYSO/TDATE	05/10/92	11/21/93	09/16/94	09/16/94	09/16/94	05/15/96
REOSD	05/10/92	11/21/93	09/16/94	09/16/94	09/16/94	05/15/96
CAP EXH.	**/**/**	**/**/**	**/**/**	**/**/**	**/**/**	**/**/**
SHIP DATE	03/28/92	09/04/93	04/23/94	04/23/94	04/23/94	02/27/96
JOB DESC.	TKS	GA	GENERIC	GA	OISP	GENERIC
TRANS ENT						

ANALOG SECTION -----

NAL TRANS							
NAL CAP TC	42800	42800	42800	3200	46000	46000	46000
LNS	28800	28800	28800	900	29700	29700	29700
ML	28800	28800	28800	900	29700	29700	29700
LINE UNITS	66	66	66	68	68	68	68
INST. LNS	33792	33792	33792	1024	34816	34816	34816
URV ASSGN	607	607	607	15	622	622	622
%FILL	86.80	86.80	86.80	86.80			
ALNCAP LNS	28800	28800	28800	900	29700	29700	29700
RENG CCS NAL	2.62	2.85	2.91	2.91			
ANLC DEF LNS	0						
ISON CAP TC	8	8	8	8	8	8	8
ISON CAP LNS	8	8	8	8	8	8	8
ISON CAP ML	8	8	8	8	8	8	8
ISON LN MOD	1	1	1	1	1	1	1
ISON INS LNS	32	32	32	32	32	32	32
ISON URV LNS	24	24	24	24	24	24	24
ISON %FILL							
ISON ENG CCS							

DIGITAL SECTION -----

NAL TRANS							
NAL CAP TC	-1600	7100	2900	10000	10000	10000	10000
LNS	-700	3200	1600	4800	4800	4800	4800
ML	-700	3200	1600	4800	4800	4800	4800
LINE UNITS	9	13	13	13	13	13	13
INST. LNS	5184	7488	7488	7488	7488	7488	7488
URV ASSGN	96	96	96	96	96	96	96
%FILL	62.22	63.77	63.77	63.77	63.77	63.77	63.77
DLNCAP LNS	-700	3200	1600	4800	4800	4800	4800
DENG CCS NAL	2.28	2.95	3.01	3.01	3.01	3.01	3.07
CAP SLC SYS	-12	53	24	77	77	77	77
ENG SLC MO 1	1	36	4	40	40	40	40
ENG SLC MO 2	-13	17	20	37	37	30	30
DEF SLC SYS	0	0	0	0	0	0	0
L'AP URBAN SYS	0	0	0	0	0	0	0
DEF URBAN SYS	0	0	0	0	0	0	0
CAP DMS112	0	0	0	0	0	0	0
SLC DLU	-2	9	4	13	13	13	13
URBAN OLU	0	0	0	0	0	0	0

REPORT: PART B  
 PAGE: 4 OF 4  
 BUILDING: HOMESTEAD MAIN  
 ENT CUT: 08/23/86

ENTITY: HMSTFLHMDSO  
 ENT TERM: 01/01/99

LSOF SYSTEM  
 DIGITAL PART B VERSION 1.00  
 DATABASE: LIVE

DATE: 11/25/91  
 TIME: 19:03:40  
 CHART NO.: 2.0  
 EQ TYPE: SES

JOB/ADJ/AT	FMA3992	MAENDHM
EVENT-NUM	EVT2	EVT1
EVENT-DATE	05/15/96	05/15/98
ROYSO/TOATE	05/15/96	05/15/98
REOSO	05/15/96	05/15/98
CAP EXH.	##/##/##	##/##/##
SHIP DATE	02/27/96	02/26/98
JOB DESC.	GA	GA
TRANS ENT		

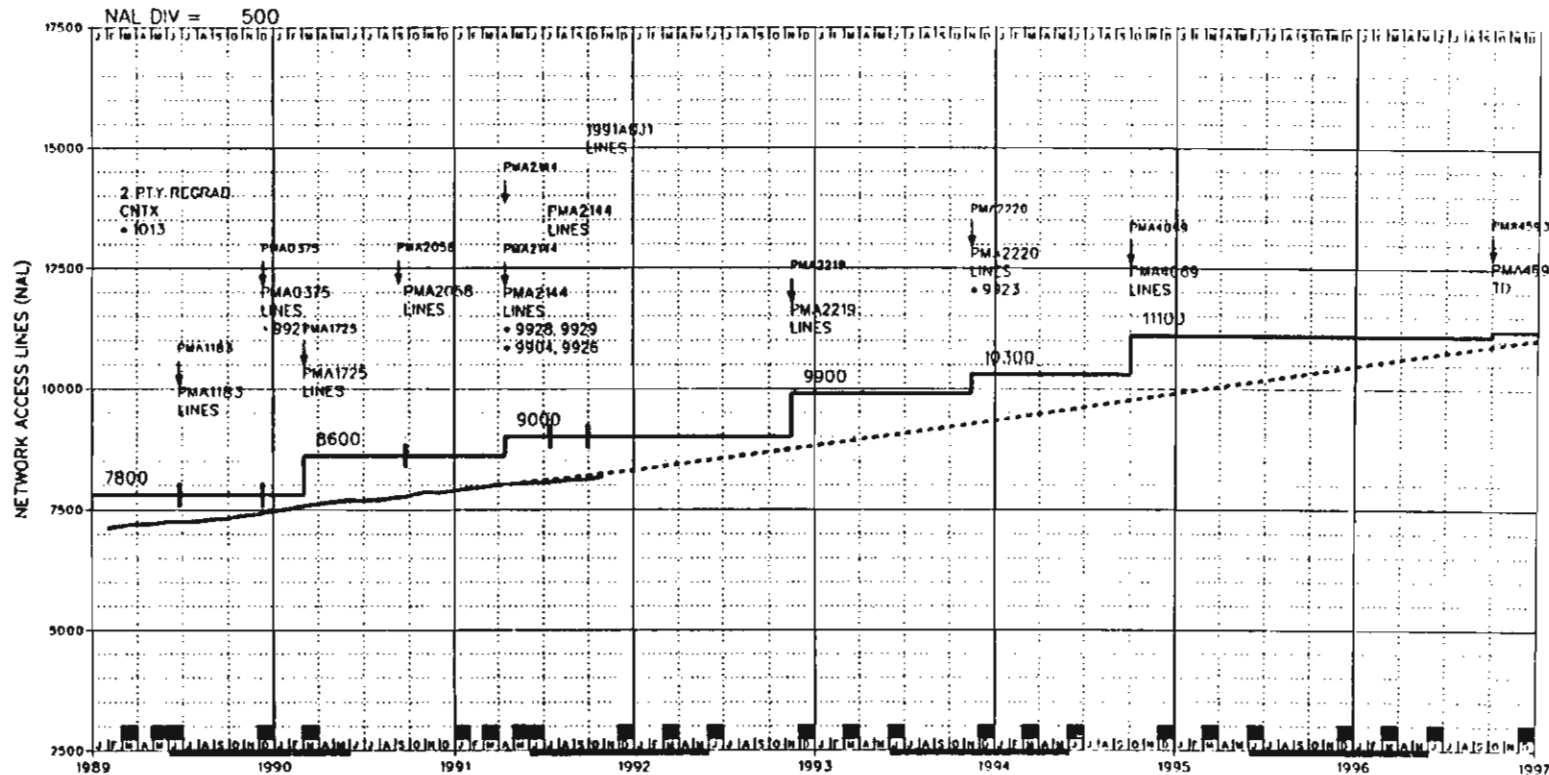
ANALOG SECTION -----

NAL TRANS				
NAL CAP TC	4000	50000	4000	54000
LNS	900	30600	800	31400
ML	900	30600	800	31400
LINE UNITS		70		72
INST. LNS	1024	35840	1024	36864
URV ASSGN	16	638	15	653
ZFILL	86.80		86.79	
ALNCAP LNS	900	30600	800	31400
RENG CCS NAL	2.97		3.00	
ANLG DEF LNS				
ISON CAP TC		8		8
LNS		8		8
ML		8		8
LN MOD		1		1
INS LNS		32		32
URV LNS		24		24
ZFILL				
ENG CCS				

DIGITAL SECTION -----

NAL TRANS				
NAL CAP TC	2000	12000	2000	14000
LNS	500	5300	700	6000
ML	500	5300	700	6000
LINE UNITS		15		17
INST. LNS	1152	8640	1152	9792
URV ASSGN		96		96
ZFILL	61.34		61.88	
DLNCAP LNS	500	5300	700	6000
RENG CCS NAL	3.07		3.10	
CAP SLC SYS	12	89	12	101
MD 1	6	46	4	50
MD 2	13	43	8	51
SYS		0		0
CAP URBN SYS		0		0
SYS		0		0
CAP DMS112		0		0
SLC OLU	2	15	2	17
URBAN OLU		0		0





NOTES:  
 1013 PARTLY LINE TO PRIVATE LINE CONVERSION  
 9904 CCS7 TRUNK SIGNALING  
 9921 RINGMASTER  
 9923 TIMED EARLY FOR BUSY SEASON  
 9926 CCS ACCESS CAPABILITY  
 9928 ONA REQUIREMENTS  
 9929 TOUCHSTAR PHASE I & II

REASON FOR REISSUE:  
 1804 14475 SW 264 ST. OBH  
 1930-2030

DATE OF ISSUE: 11/25/91  
 EXCHANGE: HOMESTEAD  
 DATABASE: LIVE  
 EO TYPE: 5RSM  
 NXX: 257 258

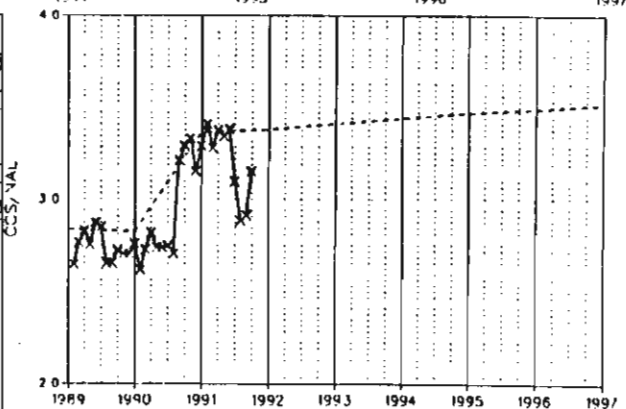
BUILDING: HMSIFL NARSO  
 STATE: FL  
 LATA: SOE1/480  
 COMPANY: SHEL AREA: SBT S  
 DIVISION: SF50 DISTRICT: SDAD  
 EXHAUST: 01/01/99  
 CONTACT: GFSPIVEY  
 NUMBER: RIRAINES  
 EO ENGINEER: ARMFHTA

E. A DATE: 08/25/86  
 DIR CLOSE: 09/04/92  
 DIR DELIVER: 11/16/92  
 NAL FCST: 05/15/91  
 CCS FCST: 08/01/90  
 ENTITY CUT: 02/12/86  
 ENTITY TERM: 01/01/99  
 LATEST NAL: 8168  
 SWITCH HOST: HMSIFLHMDSO  
 ENTITY: CHART:

HMSIFL NARSO 3.1

YEAR	1989	1990	1991	1992	1993	1994	1995	1996	1997
NAL	7086 (A)	7461 (A)	7882 (A)	8303 (F)	8808 (F)	9333 (F)	9903 (F)	10478 (F)	11048 (F)
LINES	7086	7461	7882	8303	8808	9333	9903	10478	11048
CCS/NAL	2.84	2.83	3.36	3.38	3.41	3.44	3.47	3.49	3.52
CCS STATUS	A	A	A						

NAL/LN RATIO	1.00000	1.00000	1.00000	1.00000	1.00000	1.00000	1.00000	1.00000	1.00000
SVC	1989	1990	1991						
DTS									
IML									
%IFFM									
				JOBNUM	RDYSD	REQSD	SHIP		
				PMA1183	06/25/89	06/25/89	07/11/89		
				PMA0375	12/10/89	12/10/89	08/19/89		
				PMA1725	03/04/90	03/04/90	01/08/90		
				PMA2058	09/23/90	09/09/90	06/02/90		
				PMA2144	04/14/91	04/14/91	07/16/91		
				PMA2144	01/14/91	04/14/91	02/16/91		
				PMA2219	11/15/92	11/15/92	08/28/92		
				PMA2220	11/14/93	11/14/93	08/27/93		



REPORT: PART B  
 PAGE: 1 OF 2  
 BUILDING: HMST NARANJA  
 ENT CUT: 07/12/86

ENTITY: HMSTFLNARS0  
 ENT TERM: 01/01/99

LSDP SYSTEM  
 GRAPHIC PART B VERSION 1.00  
 DATABASE: LIVE

DATE: 11/25/91  
 TIME: 19:03:40  
 CHART NO.: 3.1  
 EQ TYPE: SRSB

JOB/AOJ/AT 1989AT1  
 EVENT-NUM  
 EVENT-DATE 02/28/89  
 ROY50/TOATE 02/28/89  
 REQ50  
 CAP EXH.  
 SHIP DATE  
 JOB DESC. CNTX  
 NAL TRANS 6  
 TRANS ENT 2 PTY REGRAD

PMA1183  
 EVT1  
 06/25/89  
 06/25/89  
 06/25/89  
 02/11/89  
 GENERIC

PMA0375  
 EVT1  
 12/10/89  
 12/10/89  
 12/10/89  
 08/19/89  
 GENERIC

PMA1725  
 EVT1  
 03/04/90  
 03/04/90  
 03/04/90  
 01/06/90  
 GA

PMA2058  
 EVT1  
 09/23/90  
 09/23/90  
 09/09/90  
 06/02/90  
 GENERIC

PMA2144  
 EVT1  
 04/14/91  
 07/14/91  
 04/14/91  
 02/16/91  
 GA

LSE1  
 NAL CAP SE  
 TC  
 LNS  
 NOS  
 HL

TO  
 1100 9200  
 4200 12300  
 7800  
 16300  
 7800

TO  
 -2800 9200  
 9500  
 7800  
 -600 15700  
 7800

TO  
 2000 11200  
 1800 11300  
 800 8600  
 800 8600  
 800 8600

TO  
 100 11200  
 11400  
 8600  
 15700  
 8600

TO  
 -1600 9600  
 -300 11100  
 400 9000  
 15700  
 400 9000

CNTRX CAP  
 INST. NOS  
 OAV ASSGN  
 %FNOS

500  
 20000  
 873  
 85.00

500  
 20000  
 1553  
 680  
 85.00

500  
 20000  
 1553  
 85.00  
 1024 10368  
 9 234

500  
 20000  
 1553  
 85.20  
 10368  
 234

500  
 20000  
 1553  
 85.00  
 512 10880  
 8 242

INST. LNS  
 OAV ASSGN  
 %TOTAL FILL  
 LNCAP IN LNS

9344  
 219  
 85.84  
 7800

9344  
 225  
 85.22  
 7800

1024 10368  
 9 234  
 84.93  
 800 8600

10368  
 234  
 84.86  
 8600

512 10880  
 8 242  
 85.04  
 400 9000

SIZING DATE  
 NOO DUE  
 TELCO DUE  
 TURNOVER

03/07/88  
 05/14/88  
 09/10/88  
 06/25/89

11/23/88  
 01/07/89  
 03/11/89  
 12/10/89

03/09/89  
 02/25/89  
 06/24/89  
 03/04/90  
 11/24/89

02/06/90  
 01/21/90  
 02/17/90  
 09/09/90  
 08/31/90

02/23/90  
 05/26/90  
 08/25/90  
 07/14/91  
 08/31/90

GENERIC SVC  
 CONC RATIO  
 ENG LSF

5E3.1  
 8:1  
 2.70

5E4.2  
 8:1  
 3.22

5E4.2  
 8:1  
 3.02

5E5.1  
 8:1  
 3.02

5E5.1  
 8:1  
 3.22

ENG CCS/NAL  
 DESIGN BS  
 HRAJ

0.00  
 149800 149800

0.00  
 149800

13.34  
 149800

0.00  
 149800

19.09  
 149800

PROCESSOR  
 CAP TRUNK  
 DCTL TK UNIT  
 LLN/LI/SM/NM

0  
 3

0  
 3

0  
 3

0  
 3

0  
 3

LSR/LIS/=/#  
 LSH/=/#L32  
 TSC/=/#TSS/NP  
 TLN/=/#L64

21

21

2 23  
 0

23  
 0

1 24  
 0

TOT FRG/SHL  
 REUSE FR/SHL  
 GROSS ADDNS  
 EXT JOB DESC  
 %C10IP

0  
 0  
 4S  
 GENERIC/RETR  
 9.30

0  
 0  
 0  
 GENERIC/RETR  
 9.30

0  
 0  
 113  
 GROWTH/2 ALU  
 9.50

0  
 0  
 2  
 SM/MCH//RETR  
 9.50

0  
 0  
 0  
 1 ALU/GROWTH  
 9.89

JOB CAT.

G

G

A

G

fi

REPORT: PART B  
 PAGE: 2 OF 2  
 BUILDING: HMST NARANJA  
 ENT CUT: 07/12/86

ENTITY: HMSTFLNARSO  
 ENT TERM: 01/01/99

LSOF SYSTEM  
 GRAPHIC PART B VERSION 1.00  
 DATABASE: LIVE

DATE: 11/25/91  
 TIME: 19:03:40  
 CHART NO.: 3.1  
 EO TYPE: SRSM

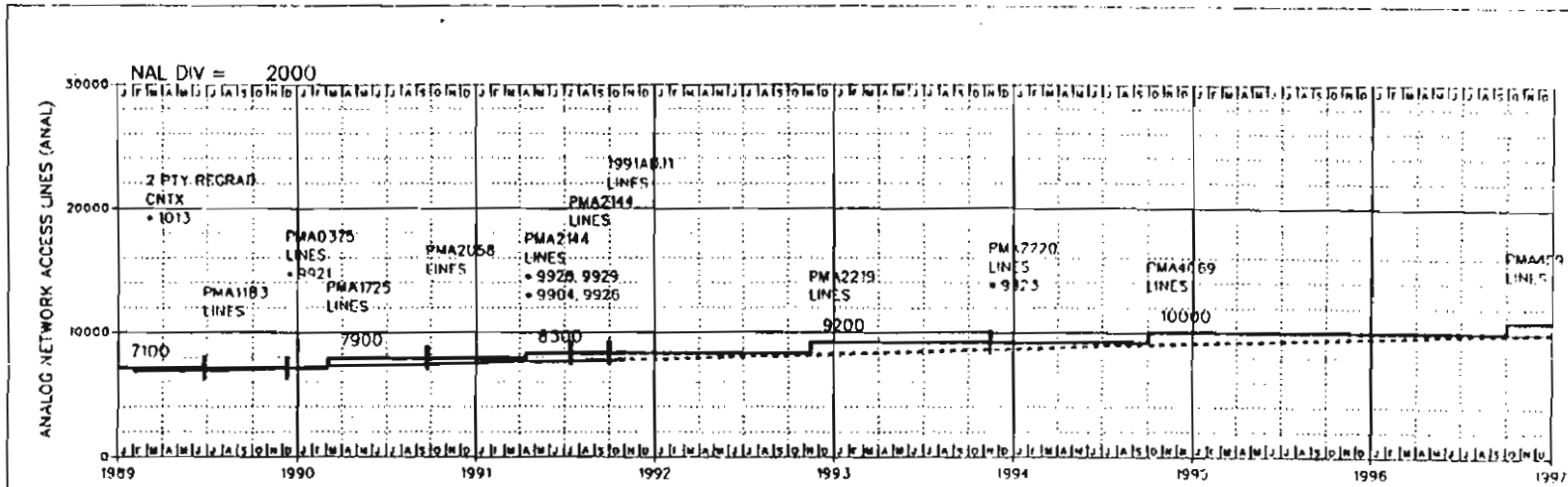
JOB/ADJ/AT	PMA2144	1991A0J1	PMA2219	PMA2220	PMA4069	PMA4593
EVENT-NUM	EVT2	EVT1	EVT1	EVT1	EVT1	EVT1
EVENT-DATE	07/14/91	09/30/91	11/15/92	11/14/93	10/02/94	10/01/96
RDYSO/TOATE	07/14/91	09/30/91	11/15/92	11/14/93	10/02/94	10/01/96
REOSO	04/14/91	##/##/##	11/15/92	11/14/93	10/02/94	10/01/96
CAP EXH.	##/##/##	##/##/##	##/##/##	##/##/##	##/##/##	##/##/##
SHIP DATE	02/16/91	##/##/##	08/28/92	08/27/93	07/15/94	08/01/96
JOB DESC.	GENERIC	CT/OIP	GA	GA	GA	GA
NAL TRANS						
TRANS ENT						
LSE1	TD	TD	TD	TD	TD	TD
NAL CAP SE	9600	9600	1400	2300	-2100	11200
TC	11100	11100	1500	700	2000	15300
LNS	9000	9000	900	400	800	11100
NOS	15700	15700	900	400	800	15700
HL	9000	9000	900	400	800	11100
CNTRX CAP	500	500	500	500	500	500
INST. NOS	20000	20000	20000	20000	20000	20000
UAV ASSCN	1553	1553	1553	1553	1553	1553
%FNOS	85.00	85.00	85.00	85.00	85.00	85.00
INST. LNS	10880	10880	1024	576	1024	1024
UAV ASSCN	242	242	15	257	16	13504
%TOTAL FILL	85.04	84.61	84.79	84.07	84.21	84.34
LNCAP IN LNS	9000	9000	900	400	800	11100
SIZING DATE	02/23/90		02/05/91	02/05/91	02/05/91	02/05/91
NOD OUE	05/26/90		01/25/92	01/23/93	12/11/93	02/01/96
TELCO OUE	08/25/90		03/28/92	03/27/93	02/12/94	04/01/96
TURNOVER	07/14/91		11/15/92	11/14/93	10/02/94	10/01/96
GENERIC SVC	06/07/91					
GENERIC	SE6.1	SE6.1				
CONC RATIO	8:1	8:1	8:1	8:1	8:1	8:1
ENG LSF						
ENG CCS/NAL	3.22	3.22	3.22	3.22	3.22	3.22
DESIGN BS						
MRAJ	0.00	0.00	11.96	10.58	23.98	0.00
PROCESSOR	149800	149800	149800	149800	149800	149800
CAP TRUNK	0	0	0	0	0	0
DGTL TK UNIT	0	0	0	0	0	0
LLN/LT/SM/NM	3	3	1	4	4	4
LSR/LTS/##/##	0	0	0	0	0	0
LSH/##/##/L32	0	0	0	0	0	0
TSC/##/##/NP	24	24	2	27	2	29
TLN/##/##/L64	0	0	0	0	0	0
TOT FR/SHL	0	0	3	0	0	0
REUSE FR/SHL	0	0	0	0	0	0
GROSS AODNS	100	0	250	45	170	150
EXT JOB DESC	GEN/RETROFIT	NEWFCST	1SM.2ALU	1 OCLU	2ALU.SM MEMO	2 ALU/ENOJOB
%CTDIP	9.89	10.37	10.37	10.37	10.43	10.47

JOB CAT. G

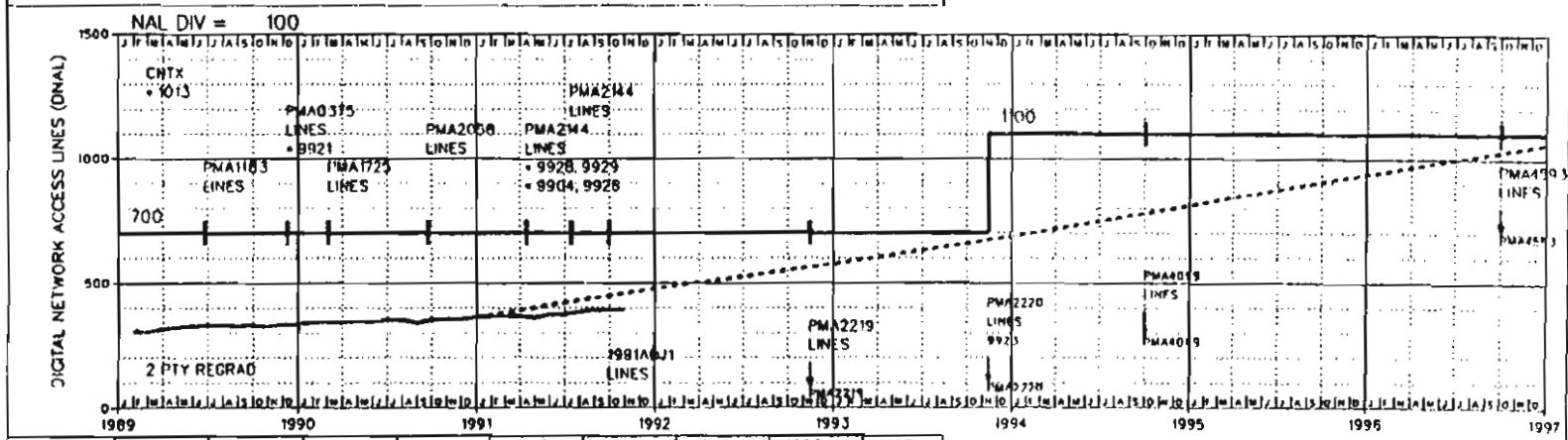
A

A

A



YEAR	1989	1990	1991	1992	1993	1994	1995	1996	1997
NAL	6780 (A)	7125 (A)	7520 (A)	7826 (F)	8233 (F)	8648 (F)	9092 (F)	9542 (F)	9988 (F)
ANAL LNS	6780	7125	7520	7826	8233	8648	9092	9542	9988
CCS/NAL	2.84	2.82	3.41	3.44	3.48	3.51	3.55	3.58	3.62
CCS ACTUAL	A	A	A						
NAL/LN RATIO	1.00000	1.00000	1.00000	1.00000	1.00000	1.00000	1.00000	1.00000	1.00000



YEAR	1989	1990	1991	1992	1993	1994	1995	1996	1997
NAL	306 (A)	336 (A)	362 (A)	477 (F)	575 (F)	685 (F)	811 (F)	936 (F)	1060 (F)
DNAL CCS/NAL	2.95	2.98	2.42	2.44	2.47	2.49	2.52	2.54	2.57
CCS ACTUAL	A	A	A						
SLC SYS	6	6	7	8	9	11	12	14	16
ERRAN SYS	0	0	0	0	0	0	0	0	0
NAL/LN RATIO	1.00000	1.00000	1.00000	1.00000	1.00000	1.00000	1.00000	1.00000	1.00000

NOTES:  
 1013 PARTY LINE TO PRIVATE LINE CONVERSION  
 9904 CCS7 TRUNK SIGNALING  
 9921 RINGMASTER  
 9923 TIMED EARLY FOR BUSY SEASON  
 9926 CCS ACCESS CAPABILITY  
 9928 ONA REQUIPMENTS  
 9929 TOUCHSTAR PHASE I & II

REASON FOR REISSUE:  
 1804 14475 SW 264 ST. OBH  
 1930-2030

DATE OF ISSUE: 11/25/91  
 EXCHANGE: HOMESTEAD  
 DATABASE: EIVE  
 CD TYPE: 5RSM  
 ANALOG

BUILDING: HMST NARANJA  
 SWITCH/HOST: HMSTFLNAR50  
 FCS1 DATE: 06/15/91  
 LATEST ANAL: 7778  
 CONTACT: GRSIVFY  
 CONTACT NO.: RJRAINES  
 EQUIP ENDR: ARMEHTA

DIGITAL  
 DLCCST DATE: 01/15/91  
 LATEST DNAL: 390  
 LATEST SLC: 8  
 LATEST URBN: 0  
 LATEST 0117: 0

ENTITY: CHART  
 HMSTFLNAR50 3.1



REPORT: PART B  
 PAGE: 1 OF 2  
 BUILDING: HMST NARANJA  
 ENT CUT: 07/12/06

ENTITY: HMSTFLNARSO  
 ENT TERM: 01/01/99

LSDP SYSTEM  
 DIGITAL PART B VERSION 1.00  
 DATABASE: LIVE

DATE: 11/25/91  
 TIME: 19:03:40  
 CHART NO.: 3.1  
 EQ TYPE: 5RSM

JOB/AOJ/AT 1989AT1  
 EVENT-NUM  
 EVENT-DATE 02/28/89  
 ROYSO/TOATE 02/28/89  
 RFQSA  
 CAP EXH. #/###/##  
 SHIP DATE #/###/##  
 JOB DESC. CNIX  
 TRANS ENT 2 PTY REGRAD

PMA1183  
 EVT1  
 06/25/89  
 06/25/89  
 06/25/89  
 #/###/##  
 U2/11/89  
 GENERIC

PMA0375  
 EVT1  
 12/10/89  
 12/10/89  
 12/10/89  
 #/###/##  
 08/19/89  
 \*GENERIC

PMA1725  
 EVT1  
 03/04/90  
 03/04/90  
 03/04/90  
 #/###/##  
 01/06/90  
 GA

PMA2058  
 EVT1  
 09/23/90  
 09/23/90  
 09/09/90  
 #/###/##  
 06/02/90  
 GENERIC

PMA2144  
 EVT1  
 04/14/91  
 07/14/91  
 04/14/91  
 #/###/##  
 02/16/91  
 GA

ANALOG SECTION -----

NAL TRANS	6									
NAL CAP TC		10100	10100	-1700	8400	1700	10100	10100	-100	10000
LNS			7100		7100	000	7900	7900	400	8300
ML			7100		7100	800	7900	7900	400	8300
LINE UNITS			16		16		18	18		19
INST. LNS			8192		0192	1024	9216	9216	512	9728
UAY ASSGN			123	6	129	9	138	138	8	146
%FILL		88.40		87.70		87.10		87.02	87.11	
ALNCAP LNS			7100		7100	800	7900	7900	400	8300
ENG CCS NAL		2.70		3.22		3.02		3.02	2.88	
ANLG DEF LNS			0		0		0	0		0
ISON CAP TC			0		0		0	0		0
ISON CAP LNS			0		0		0	0		0
ISON CAP ML			0		0		0	0		0
ISON LN MOD							0	0		0
ISON INS LNS							0	0		0
ISON UAY LNS							0	0		0
ISON %FILL										
ISON ENG CCS										

DIGITAL SECTION -----

NAL TRANS										
NAL CAP TC		2200	2200	-1100	1100	100	1200	100	1300	-200
LNS			700		700		700		700	700
ML			700		700		700		700	700
LINE UNITS			2		2		2		2	2
INST. LNS			1152		1152		1152		1152	1152
UAY ASSGN			96	66.29	96	66.29	96	66.29	96	96
%FILL		66.29		66.29		66.29		66.29	66.29	
DLNCAP LNS			700		700		700		700	700
DENG CCS NAL		1.66		3.22		3.01		3.01	2.91	
CAP SLC SYS			11		11		11		11	11
ENG SLC MD 1		10	10		10		10		10	10
ENG SLC MD2		1	1		1		1		1	1
DEF SLC SYS										
CAP URBN SYS			0		0		0		0	0
DEF URBN SYS										
CAP QMS112			0		0		0		0	0
SLC OLU		2	2		2		2		2	2
URBAN OLU			0		0		0		0	0

REPORT: PART B  
 PAGE: 2 OF 2  
 BUILDING: HMST NARANJA  
 ENT CUT: 07/12/86

ENTITY: HMSTFLNARSO  
 ENT TERM: 01/01/99

LSOF SYSTEM  
 DIGITAL PART B VERSION 1.00  
 DATABASE: LIVE

DATE: 11/25/91  
 TIME: 19:03:40  
 CHART NO.: 3.1  
 EQ TYPE: SRSB

JOB/AOJ/AT PMA2144  
 EVENT-NUM EVT2  
 EVENT-DATE 07/14/91  
 ROYSD/TOATE 07/14/91  
 REQSO 04/14/91

1991AOJ1  
 EVT1  
 09/30/91  
 09/30/91  
 \*\*\*/\*\*/\*\*

PMA2219  
 EVT1  
 11/15/92  
 11/15/92  
 11/15/92

PMA2220  
 EVT1  
 11/14/93  
 11/14/93  
 11/14/93

PMA4069  
 EVT1  
 10/02/94  
 10/02/94  
 10/02/94

PMA4593  
 EVT1  
 10/01/96  
 10/01/96  
 10/01/96

CAP EXH. \*\*\*/\*\*/\*\*  
 SHIP DATE 02/16/91  
 JOB DESC. GENERIC  
 TRANS ENT

\*\*\*/\*\*/\*\*  
 \*\*\*/\*\*/\*\*  
 CT/OIP

\*\*\*/\*\*/\*\*  
 08/28/92  
 GA

\*\*\*/\*\*/\*\*  
 08/27/93  
 GA

\*\*\*/\*\*/\*\*  
 07/15/94  
 GA

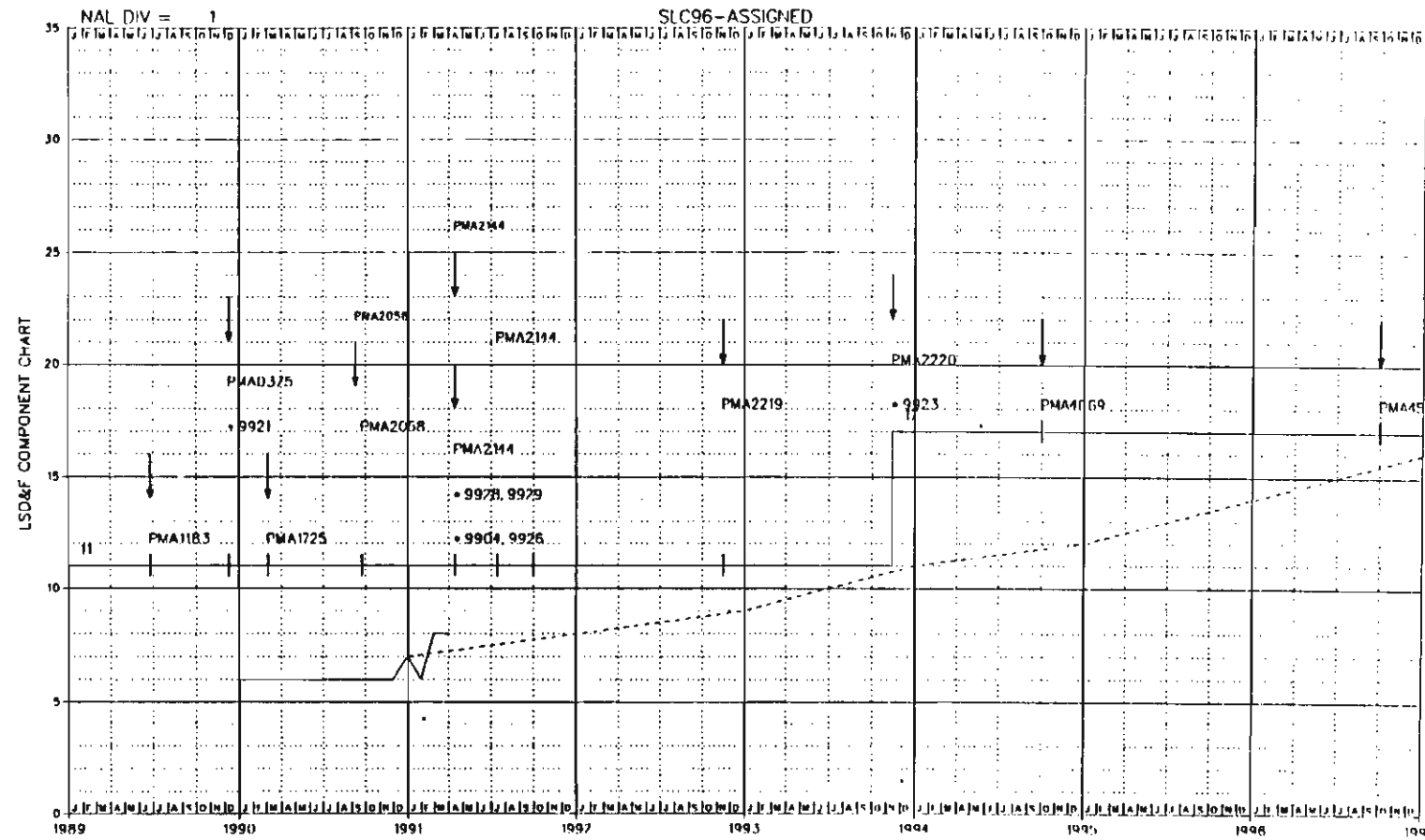
\*\*\*/\*\*/\*\*  
 08/01/96  
 GA

ANALOG SECTION -----

	PMA2144	1991AOJ1	PMA2219	PMA2220	PMA4069	PMA4593
NAL TRANS						
NAL CAP TC	10000	10000	1500	11500	11500	2000
LNS	8300	8300	900	9200	9200	13500
ML	8300	8300	900	9200	9200	10000
LINE UNITS	19	19	21	21	21	23
INST. LNS	9728	9728	1024	10752	10752	11775
UAY ASSGN	146	146	15	161	161	177
%FILL	87.11	86.63	86.63	86.63	86.63	86.57
DLNCP LNS	8300	8300	900	9200	9200	10000
DENG CCS NAL	2.88	2.88	3.48	3.51	3.51	3.58
ANLC DEF LNS						
ISON CAP TC	0	0	0	0	0	0
ISON CAP LNS	0	0	0	0	0	0
ISON CAP ML	0	0	0	0	0	0
ISDN LN MOD	0	0	0	0	0	0
ISDN LNS LNS	0	0	0	0	0	0
ISDN UAY LNS	0	0	0	0	0	0
ISDN %FILL						
ISON ENG CCS						

DIGITAL SECTION -----

	PMA2144	1991AOJ1	PMA2219	PMA2220	PMA4069	PMA4593
NAL TRANS						
NAL CAP TC	1100	1100	1100	700	1800	1800
LNS	700	700	700	400	1100	1100
ML	700	700	700	400	1100	1100
LINE UNITS	2	2	2	3	3	3
INST. LNS	1152	1152	1152	576	1728	1728
UAY ASSGN	96	96	96	96	96	96
%FILL	66.29	66.29	66.29	67.46	67.46	67.46
DLNCP LNS	700	700	700	400	1100	1100
DENG CCS NAL	2.91	2.91	2.47	2.49	2.54	2.60
CAP SLC SYS	11	11	11	6	17	17
ENG SLC MO 1	10	10	10	6	10	10
ENG SLC MO2	1	1	1	6	7	7
DEF SLC SYS	0	0	0	0	0	0
CAP URBAN SYS	0	0	0	0	0	0
DEF URBAN SYS	0	0	0	0	0	0
CAP DMS112	0	0	0	0	0	0
SLC DLU	2	2	2	1	3	3
URBAN DLU	0	0	0	0	0	0



NOTES:  
 9904 CCS7 TRUNK SIGNALING  
 9921 RINGMASTER  
 9923 TIMED EARLY FOR BUSY SEASON  
 9926 CCS ACCESS CAPABILITY  
 9928 ONA REQUIREMENTS  
 9929 TOUCHSTAR PHASE 1 & II

REASON FOR REISSUE:  
 1804 14475 SW 264 ST. OHH  
 1930-2030

DATE OF ISSUE: 11/25/91  
 EXCHANGE: HOMESTEAD  
 DATABASE: LIVE  
 EQ TYPE: 5RSM  
 HXX 257 258

BUILDING: 12450 LNA GATE - E1  
 DATA: SOFT/480  
 COMPANY: SBEL AREA SBFS  
 DIVISION: SFSD DISTRICT: SOAD  
 EXHAUST: 01/01/99  
 CONTACT: GESPIVEY  
 NUMBER: R/PAINFS

YEAR	1989	1990	1991	1992	1993	1994	1995	1996
DEMAND GAIN	6 (A) 0	6 (A) 1	7 (A) 1	8 (F) 1	9 (F) 2	11 (F) 1	12 (F) 2	14 (F) 2
SLC MODE IC	6	6	7	6	6	7	7	7
SLC MODE IF	0	0	0	2	2	2	2	2
SLC MODE 2C	0	0	0	0	0	0	0	0
SLC MODE 2F	0	0	0	0	1	2	3	5

ENTITY: HMSCFLNARSO  
 CHART: 3.1



REPORT: PART B  
 PAGE: 1 OF 2  
 BUILDING: HMST AFB  
 ENT CUT: 11/14/87

ENTITY: HMSTFLAFRSO  
 ENT TERM: 01/01/99

LSDF SYSTEM  
 GRAPHIC PART B VERSION 1.00  
 DATABASE: LIVE

DATE: 11/25/91  
 TIME: 19:03:40  
 CHART NO.: 3.2  
 EO TYPE: SRSB

JOB/AOJ/AT PMA1143  
 EVENT-NUM EVT1  
 EVENT-DATE 06/25/89  
 ROYSD/TORATE 06/25/89  
 REQSD 06/25/89  
 CAP EXH. \*\*/\*\*/\*\*  
 SHIP DATE 02/11/89  
 JOB DESC. GENERIC  
 NAL TRANS  
 TRANS ENT  
 LSEI  
 NAL CAP SE NTW 5800  
 TC 5800  
 LNS 1330  
 NOS 4250  
 ML 1330  
 CNTRX CAP 1330  
 INST. NOS 5000  
 UAY ASSGN 300  
 %FNOS 90.40  
 INST. LNS 1536  
 UAY ASSGN 23  
 %TOTAL FILL 87.70  
 LNCAP IN LNS 1330  
 SIZING DATE 03/07/88  
 NDO DUE 05/14/88  
 TELCO DUE 09/10/88  
 TURNOVER 06/25/89  
 GENERIC SVC  
 GENERIC SE3.1  
 CONC RATIO 6:1  
 ENG LSF  
 ENG CCS/NAL 2.50  
 DESIGN BS  
 MRAJ 0.00  
 PROCESSOR  
 CAP TRUNK 0  
 DGTL TK UNIT 0  
 LLN/LI/SM/NM 1  
 LSR/LIS/=/#  
 LSH/=/#/L32  
 TSC/=/TSS/NP 5  
 TLN/=/#/L64  
 TOT FR5/SHL 0  
 REUSE FR/SHL 0  
 GROSS ADDNS 4  
 EXT JOB DESC GNR RTFT/TCB  
 %CTOIP 9.30

PMA1186  
 EVT1  
 12/10/89  
 12/10/89  
 12/10/89  
 \*\*/\*\*/\*\*  
 08/19/89  
 GENERIC  
 NTW  
 S800  
 5800  
 1330  
 4250  
 1330  
 1330  
 1330  
 5000  
 300  
 90.40  
 1536  
 23  
 87.70  
 1330  
 11/23/88  
 01/07/89  
 03/11/89  
 12/10/89  
 SE4.2  
 6:1  
 2.50  
 0.00  
 0  
 1  
 5  
 0  
 0  
 0  
 2  
 GENERIC/RETR  
 9.30

PMA1727  
 EVT1  
 09/23/90  
 09/23/90  
 09/09/90  
 \*\*/\*\*/\*\*  
 06/02/90  
 GENERIC  
 NTW  
 S800  
 5800  
 1330  
 4250  
 1330  
 1330  
 5000  
 300  
 90.40  
 1536  
 23  
 87.70  
 1330  
 02/06/90  
 01/21/90  
 02/17/90  
 09/09/90  
 08/31/90  
 SE5  
 6:1  
 2.50  
 0.00  
 0  
 1  
 5  
 0  
 0  
 2  
 MEMORY/GENER  
 9.30

PMA2142  
 EVT1  
 07/14/91  
 07/14/91  
 07/14/91  
 \*\*/\*\*/\*\*  
 02/16/91  
 GENERIC  
 NTW  
 -3160 2640  
 -3160 2640  
 1330  
 4250  
 1330  
 1330  
 5000  
 300  
 90.40  
 1536  
 23  
 87.70  
 1330  
 02/06/90  
 05/26/90  
 08/25/90  
 07/14/91  
 06/07/91  
 SE6.1  
 6:1  
 2.50  
 0.00  
 0  
 1  
 5  
 0  
 0  
 2  
 GENERIC  
 9.30

PMA4460  
 EVT1  
 05/10/92  
 05/10/92  
 05/10/92  
 \*\*/\*\*/\*\*  
 03/28/92  
 GR  
 NTW  
 3760 6400  
 3760 6400  
 1850 3180  
 1850 4250  
 1850 3180  
 970 2300  
 5000  
 300  
 90.40  
 1920 3456  
 29 52  
 93.32  
 1850 3180  
 10/25/91  
 11/30/91  
 01/18/92  
 05/10/92  
 06/07/91  
 SE6.1  
 6:1  
 6.00  
 11.70  
 0  
 0  
 2  
 9  
 0  
 10  
 0  
 3  
 0  
 425  
 15H.SALU FOR  
 3.68

1991AT1  
 05/17/92  
 05/17/92  
 \*\*/\*\*/\*\*  
 \*\*/\*\*/\*\*  
 CNTX  
 2400  
 HAFB

JOB CAT. G

G

G

G

A

REPORT: PARTB  
 PAGE: 2 OF 2  
 BUILDING: HMST AFB  
 ENT CUT: 11/14/87

ENTITY: HMSTFLAFRSD  
 ENT TERM: 01/01/99

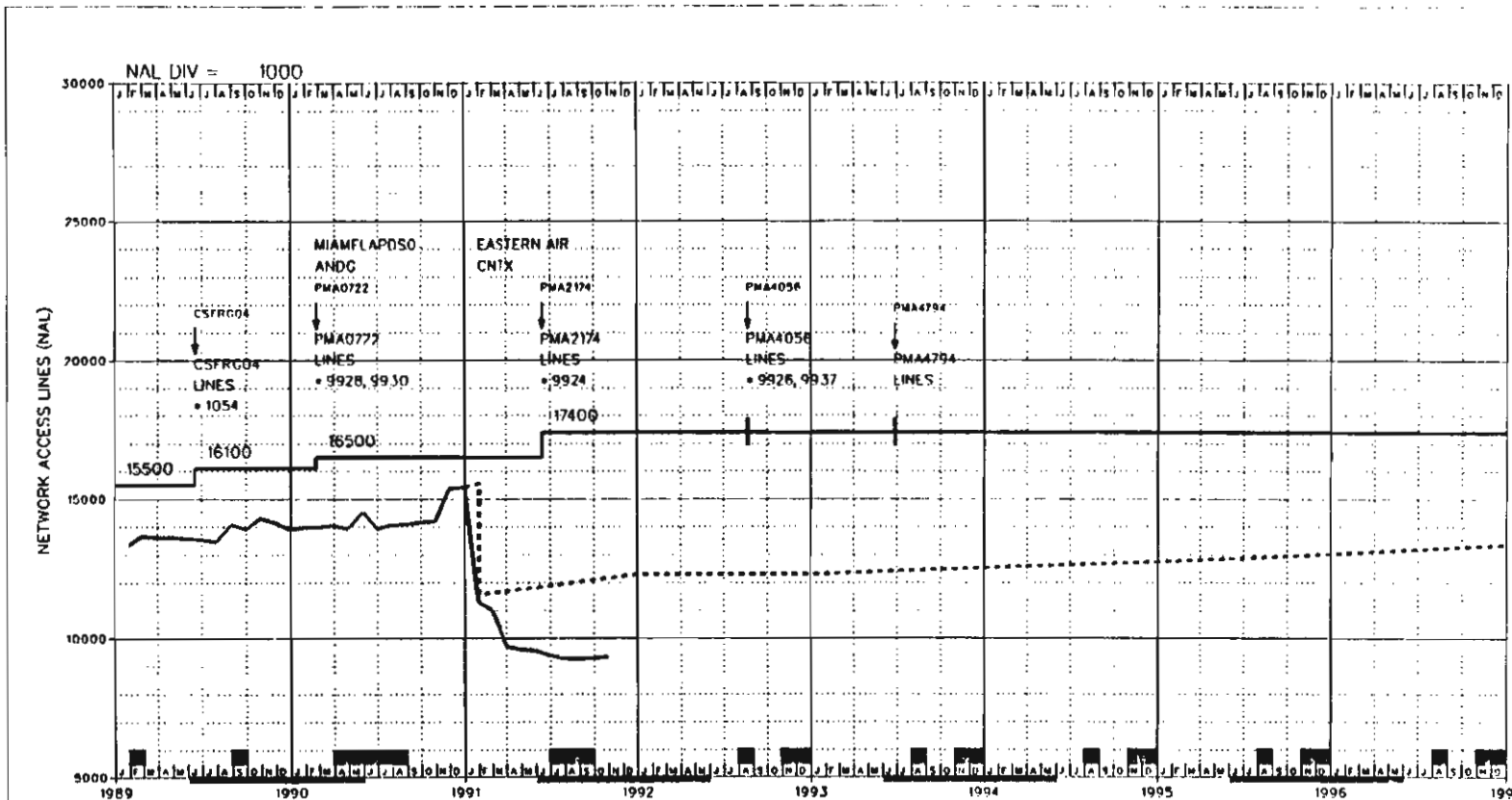
LSDF SYSTEM  
 GRAPHIC PART B VERSION 1.00  
 DATABASE: LIVE

DATE: 11/25/91  
 TIME: 19:03:40  
 CHART NO.: 3.2  
 EQ TYPE: SRSM

	PMA298S		PMA4481		PMA4599
JOB/ADJ/AT	PMA298S		PMA4481		PMA4599
EVENT-NUM	EVT1		EVT1		EVT1
EVENT-DATE	05/01/93		07/16/94		01/05/97
RDYSO/TOATE	05/01/93		07/16/94		01/05/97
REOSO	05/01/93		07/16/94		01/05/97
CAP EXH.	**/**/**		**/**/**		**/**/**
SHIP DATE	03/11/93		04/23/94		**/**/**
JOB OESC.	GA		MEMORY		GA
NAL TRANS					
TRANS ENT					
LSEI	NTW		NTW		NTW
NAL CAP SE	2000	8400		8400	8400
TC	2000	8400		8400	8400
LNS	730	3910		3910	3910
NOS		4250		4250	4250
ML	730	3910		3910	3910
CNTRX CAP	1000	3300		3300	3300
INST. NOS		5000		5000	5000
UAY ASSGN		300		300	300
%FNOS	90.40		90.40		85.00
INST. LNS	768	4224		4224	4224
UAY ASSGN	11	63		63	63
%TOTAL FILL	93.99		93.99		93.99
LNCAP IN LNS	730	3910		3910	3910
SIZING DATE	06/17/91		06/17/91		
NDO DUE	07/04/92		07/03/93		
TELCO DUE	09/06/92		10/16/93		
TURNOVER	05/01/93		07/16/94		01/05/96
GENERIC SVC					
GENERIC					
CONC RATIO	6:1		6:1		6:1
ENG LSF					
ENG CCS/NAL	6.00		6.00		6.00
DESIGN BS					
MRAJ	44.19		0.00		0.00
PROCESSOR		0		0	
CAP TRUNK		0		0	
OCTL TK UNIT	0			0	
LLN/LI/SM/NM		2		2	
LSR/LIS/**/	2	11		11	
LSH/**/L32		0		0	
TSC/**/T5S/NP	2	12		12	
TLN/**/L64		0		0	
TOT FR/SHL	0		0		
REUSE FR/SHL	0		0		
GROSS ADDNS	110		35		10
EXT JOB DESC	2 ALU		SH MEM/PROC		ENO/JOB
%CTOIP	3.01		3.01		3.01

JOB CAT. A

M



NOTES:  
 1054 PROVIDES C TYPE LN CARDS FOR P-PHONE SVC  
 9924 TOUCHSTAR PHASE II  
 9926 CCS ACCESS CAPABILITY  
 9928 ONA REQUIREMENTS  
 9930 CALLER ID (CLID & CND)  
 9937 CARRIER IDENT. CODE (CIC) EXPAN. (FG 0)

REASON FOR REISSUE:  
 1839 5275 NW 36 ST. OBH  
 1100-1200

DATE OF ISSUE: 11/25/91  
 EXCHANGE: MIAMI  
 DATABASE: LIVE  
 EQ TYPE: D100  
 NXX:  
 5265 871 8731 8732 8733 8734  
 8735 8736 8737 8739 8745 876

BUILDING: MIAMFLAP STAF. FL  
 LATA: SOE1/460  
 COMPANY: SBEL AREA SBFS  
 DIVISION: SFNO DISTRICT NDAD  
 EXHAUST: 01/01/99  
 CONTACT: JRSTOUT  
 NUMBER: BDMRGAH  
 EQ ENGINEER: CBSLAUGHTER

E. A. DATE: 07/29/85  
 DIR CLOSE: 05/14/92  
 DIR DELIVER: 09/11/92  
 NAL FCST: 06/15/91  
 CCS FCST: 08/15/91  
 ENTITY CUT: 10/20/84  
 ENTITY TEPM: 01/01/99  
 LATEST NAL: 9322  
 SWITCH HOST:  
 ENTITY:

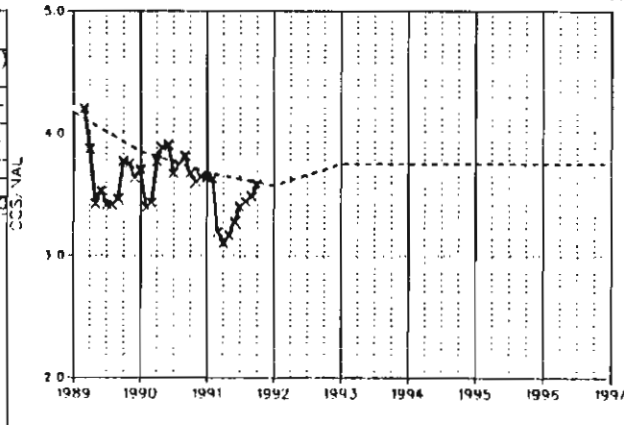
CHART: MIAMFLAPDSO 4.0

YEAR	1989	1990	1991	1992	1993	1994	1995	1996	1997
NAL	13257 (A)	13893 (A)	15422 (A)	12293 (F)	12291 (F)	12526 (F)	12748 (F)	13026 (F)	13358 (F)
LINES	13257	13893	15422	12293	12291	12526	12748	13026	13358
CCS/NAL	4.17	3.85	3.68	3.57	3.75	3.75	3.75	3.75	3.75
CCS STATUS	A	A	A						

NAL/LN RATIO	1.00000	1.00000	1.00000	1.00000	1.00000	1.00000	1.00000	1.00000	1.00000
--------------	---------	---------	---------	---------	---------	---------	---------	---------	---------

SVC.	1989	1990	1991
DTS	012 011 010 009 008 007 006 005 004 003 002 001 000	012 011 010 009 008 007 006 005 004 003 002 001 000	012 011 010 009 008 007 006 005 004 003 002 001 000
IML			
%IFFM			

JOBNUM	ROYSD	REQSD	SHIP
CSFRG04	06/11/89	06/11/89	05/20/89
PMA0722	02/23/90	02/23/90	11/11/89
PMA2174	06/15/91	06/15/91	02/15/91
PMA4056	08/21/92	08/21/92	07/10/92
PMA4794	06/27/93	06/27/93	03/24/93
APENDJ0R	12/31/97	12/31/97	11/30/97



REPORT: PART B  
 PAGE: 1 OF 2  
 BUILDING: MIAM AIRPORT  
 ENT CUT: 10/20/84

ENTITY: MIAMFLAPDSO  
 ENT TERM: 01/01/99

LSOF SYSTEM  
 GRAPHIC PART B VERSION 1.00  
 DATABASE: LIVE

DATE: 11/25/91  
 TIME: 19:54:41  
 CHART NO.: 4.0  
 ED TYPE: D100

JOB/ADJ/AT CSFRG04  
 EVENT-NUM EVT1  
 EVENT-DATE 06/17/89  
 ROYSO/TOATE 06/17/89  
 REQSD 06/17/89  
 CAP EXH. ■■/■■/■■  
 SHIP DATE 05/20/89  
 JOB DESC. CAROS  
 NAL TRANS  
 TRANS ENT  
 LSEI  
 NAL CAP SE NTW  
 TC 17800  
 LNS 600 17800  
 NOS 17000  
 HL 600 16100  
 CNTRX CAP 8000  
 INST. NOS 40000  
 UAY ASSGN 20000  
 %FNOS 85.00  
 INST. LNS 17920  
 UAY ASSGN -631 899  
 %TOTAL FILL 94.80  
 LNCAP IN LNS 600 16100  
 SIZING DATE 02/20/88  
 NOO DUE 04/22/89  
 TELCD DUE 05/06/89  
 TURNOVER 06/17/89  
 GENERIC SVC  
 GENERIC BCS-26  
 CONC RATIO 4  
 ENG LSF  
 ENG CCS/NAL 5.42  
 DESIGN 85  
 MRAJ 8.25  
 PROCESSOR 45000  
 CAP TRUNK 180  
 DGTL TK UNIT 0  
 LLN/LT/SM/NM 7  
 LSR/LT5/■/■  
 LSH/■/■/L32 320  
 TSC/■/TSS/NP 370  
 TLN/■/■/L64 120  
 TOT FRS/SHL 0  
 REUSE FR/SHL 0  
 GROSS ADDNS 0  
 EXT JOB DESC CAROS/GROWTH  
 %CTOIP 1.12

1990AT1  
 02/23/90  
 02/23/90  
 ■■/■■/■■  
 ■■/■■/■■  
 ■■/■■/■■  
 ANOC  
 144  
 MIAMFLAPDSO

PMA0722  
 EVT1  
 02/23/90  
 02/23/90  
 02/23/90  
 ■■/■■/■■  
 ■■/■■/■■  
 11/17/89  
 GA  
 NTW  
 300 18100  
 300 18100  
 400 16500  
 1000 18000  
 400 16500  
 90.00  
 S76 18496  
 96 995  
 94.02  
 400 16500  
 10/29/88  
 03/04/89  
 12/09/89  
 BCS-29  
 4  
 5.42  
 15.67  
 -28800 16200  
 20 200  
 1  
 7  
 28  
 320  
 370  
 120  
 2  
 0  
 546  
 TCHSTR/DIC-A  
 1.12

1991AT1  
 02/01/91  
 02/01/91  
 ■■/■■/■■  
 ■■/■■/■■  
 ■■/■■/■■  
 CNTX  
 -4000  
 EASTERN AIR

PMA2174  
 EVT1  
 06/15/91  
 06/15/91  
 06/15/91  
 ■■/■■/■■  
 ■■/■■/■■  
 02/15/91  
 GA  
 NTW  
 2000 20100  
 2000 20100  
 900 17400  
 9200 27200  
 900 17400  
 8000  
 10000 50000  
 -2000 18000  
 85.00  
 1152 19648  
 -530 465  
 90.53  
 900 17400  
 01/02/91  
 01/24/91  
 03/08/91  
 05/05/91  
 BCS-31  
 4  
 3.88  
 78.55  
 28800 45000  
 200  
 0  
 7  
 0  
 320  
 64 434  
 120  
 2  
 0  
 358  
 GEN/GROWTH  
 1.48

PMA4056  
 EVT1  
 08/21/92  
 08/21/92  
 08/21/92  
 ■■/■■/■■  
 ■■/■■/■■  
 07/10/92  
 GFN  
 NTW  
 20100  
 20100  
 17400  
 27200  
 17400  
 8000  
 50000  
 18000  
 85.00  
 19648  
 465  
 90.53  
 17400  
 09/24/91  
 02/22/92  
 05/22/92  
 08/21/92  
 BCS-33  
 4  
 3.90  
 0.00  
 45000  
 200  
 0  
 7  
 0  
 320  
 434  
 120  
 0  
 0  
 0  
 0  
 1.48

JOB CAT. A

A

A

C



REPORT: PARTB  
PAGE: 2 OF 2  
BUILDING: MIAM AIRPORT  
ENT CUT: 10/20/84

ENTITY: MIAMFLAPOSO  
ENT TERM: 01/01/99

LSDP SYSTEM  
GRAPHIC PART B VERSION 1.00  
DATABASE: LIVE

DATE: 11/25/91  
TIME: 19:54:41  
CHART NO.: 4.0  
EQ TYPE: D1DD

JOB/ADJ/AT	PMA4794	APENDJOB
EVENT-NUM	EVT1	EVT1
EVENT-DATE	06/27/93	12/31/97
ROYSO/TDATE	06/27/93	12/31/97
REOSO	06/27/93	12/31/97
CAP EXH.	##/##/##	##/##/##
SHIP DATE	03/24/93	11/30/97
JOB DESC.	GEN	
NAL TRANS		
TRANS ENT		
LSE1	NTW	NTW
NAL CAP SE	20100	180 20280
TC	20100	20100
LNS	17400	17400
NOS	27200	27200
ML	17400	17400
CNTRX CAP	8000	8000
INST. NOS	50000	50000
UAV ASSGN	18000	18000
%FNOS	85.00	85.00
INST. LNS	19648	19648
UAV ASSGN	465	465
%TOTAL FILL	90.53	90.53
LNCAP IN LNS	17400	17400
SIZING DATE	03/05/91	09/30/91
NDO DUE	09/15/92	05/11/97
TELCO DUE	12/05/92	08/10/97
TURNOVER	06/27/93	12/31/97
GENERIC SVC		
GENERIC	BCS-35	BCS-38
CONC RATIO	4	4
ENG LSF		
ENG CCS/NAL	3.92	5.42
DESIGN BS		
MRAJ	0.00	0.00
PROCESSOR	45000	45000
CAP TRUNK	200	200
DBTL TK UNIT D		
LLN/LT/SM/NM	7	7
LSR/LTS/##	0	0
LSH/##/L32	320	320
TSC/##/TSS/NP	434	434
TLN/##/L64	120	120
TOT FRG/SHL	0	0
REUSE FR/SHL	0	0
GROSS AODNS	50	0
EXT JOB DESC	GENERIC	
%CTOIP	1.48	1.48

JOB CAT. G



REPORT: PART B  
 PAGE: 1 OF 2  
 BUILDING: MIAM AIRPORT  
 ENT CUT: 10/20/84

ENTITY: MIAMFLAPOS  
 ENT TERM: 01/01/99

LSDP SYSTEM  
 DIGITAL PART B VERSION 1.00  
 DATABASE: LIVE

DATE: 11/25/91  
 TIME: 19:54:41  
 CHART NO.: 4.0  
 EQ TYPE: 0100

JOB/ROJ/AT	CSFRG04	1990ATI	PMA0722	1991ATI	PMA2174	PMA4056
EVENT-NUM	EVT1		EVT1		EVT1	
EVENT-DATE	06/17/89	02/23/90	02/23/90	02/01/91	06/15/91	08/21/92
RDYSO/TOATE	06/17/89	02/23/90	02/23/90	02/01/91	06/15/91	08/21/92
REQSO	06/17/99	**/**/**	02/23/90	**/**/**	06/15/91	08/21/92
CAP EXH.	**/**/**	**/**/**	**/**/**	**/**/**	**/**/**	**/**/**
SHIP DATE	05/20/89	**/**/**	11/17/89	**/**/**	02/15/91	07/10/92
JOB DESC.	CARBS	ANDG	GA	CNTX	GA	GEN
TRANS ENT		MIAMFLAPOS		EASTERN AIR		

ANALOG SECTION -----

NAL TRANS				-4000		
NAL CAP TC		17800				17800
LNS	16100	16100	100	16200	600	16000
ML	16100	16100	100	16200	600	16000
LINE UNITS		28		28		28
INST. LNS		17920		17920		17920
UAV ASSGN	899	899		899	-530	369
ZFILL	94.80		95.20		95.72	
ALNCAP LNS	16100	16100	100	16200	600	16800
ENG CCS NAL			5.42	640	3.88	3.90
ANLG DEF LNS	-640	640				
ISON CAP TC		0				0
ISON CAP LNS		0				0
ISON CAP ML		0				0
ISON LN MOD						0
ISON INS LNS						0
ISON UAV LNS						0
ISON ZFILL						0
ISON ENG CCS						0

DIGITAL SECTION -----

NAL TRANS		144				
NAL CAP TC	0		300	300	2000	2300
LNS			300	300	300	600
ML			300	300	300	600
LINE UNITS	0			2	4	6
INST. LNS	0		576	576	1152	1720
UAV ASSGN			96	96	96	96
ZFILL			52.10		34.70	
OLNCAP LNS			300	300	300	600
ENG CCS NAL			5.42		3.88	3.90
CAP SLC SYS	0		5	5	12	17
ENG SLC MD 1			5	5	12	17
ENG SLC MD2						0
DEF SLC SYS	0			0		0
CAP URBN SYS	0			0		0
DEF URBN SYS	0			0		0
CAP DMS112						0
SLC OLU			2	2	4	6
URBAN OLU				0		0

REPORT: PART B  
PAGE: 2 OF 2  
BUILDING: MIAM AIRPORT  
ENT CUT: 10/20/84

ENTITY: MIAMFLAPOS0  
ENT TERM: 01/01/99

LSDF SYSTEM  
DIGITAL PART B VERSION 1.00  
DATABASE: LIVE

DATE: 11/25/91  
TIME: 19:54:41  
CHART NO.: 4.0  
EQ TYPE: D100

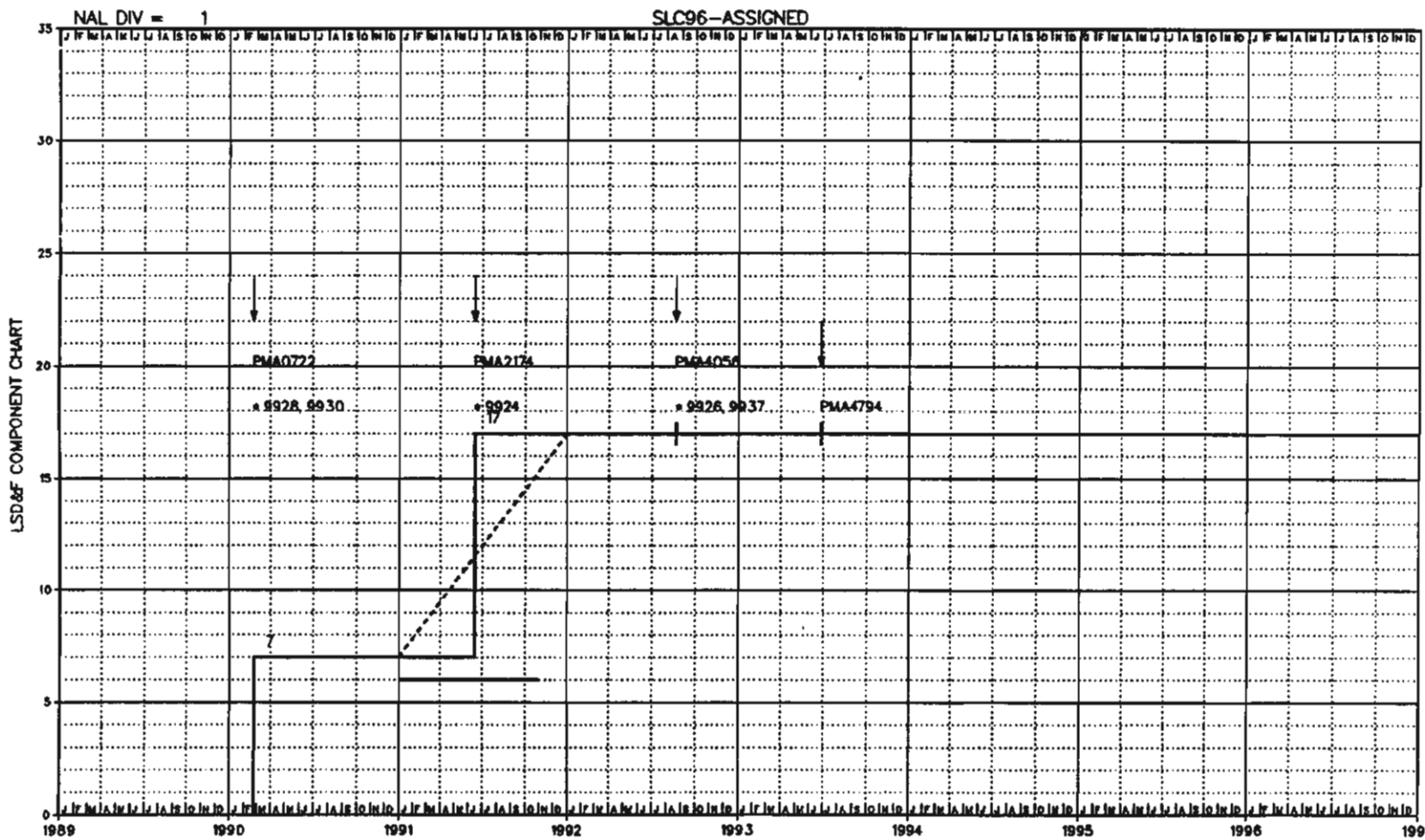
JOB/ROJ/AT	PMA4794	APENOJOB
EVENT-NUM	EVT1	EVT1
EVENT-DATE	06/27/93	12/31/97
RDYSO/TDATE	06/27/93	12/31/97
REQSO	06/27/93	12/31/97
CAP EXH.	##/##/##	##/##/##
SHIP DATE	03/24/93	11/30/97
JOB DESC.	GEN	
TRANS ENT		

ANALOG SECTION -----

NAL TRANS			
NAL CAP TC	17800		17800
LNS	16800		16800
ML	16800		16800
LINE UNITS	28		28
INST. LNS	17920		17920
URV ASSGN	369		369
%FILL	95.72	95.72	
ALNCAP LNS	16800		16800
RENG CCS NAL	3.92	3.99	
ANLG DEF LNS			
ISON CAP TC	0		0
ISON CAP LNS	0		0
ISON CAP ML	0		0
ISON LN MOD	0		0
ISON INS LNS	0		0
ISON URV LNS	0		0
ISON %FILL			
ISON ENG CCS			

DIGITAL SECTION -----

NAL TRANS			
NAL CAP TC	2300		2300
LNS	600		600
ML	600		600
LINE UNITS	6		6
INST. LNS	1728		1728
URV ASSGN	96		96
%FILL	34.70	34.70	
DLNCAP LNS	600		600
DENG CCS NAL	3.92	3.99	
CAP SLC STS	17		17
ENG SLC MO 1	17		17
ENG SLC MO2			
DEF SLC SYS	0		0
CAP URBN SYS	0		0
DEF URBN STS	0		0
CAP DMS112			
SLC OLU	6		6
URBAN OLU	0		0



NOTES:  
 1054 PROVIDES C TYPE LN CARDS FOR P-PHONE SVC  
 9924 TOUCHSTAR PHASE II  
 9926 CCS ACCESS CAPABILITY  
 9928 ONA REQUIREMENTS  
 9930 CALLER ID (ICLD & CND)  
 9937 CARRIER IDENT. CODE (CIC) EXPAN. (FG B)

REASON FOR REISSUE:  
 1839 5275 NW 36 ST. 08H  
 1100-1200

DATE OF ISSUE: 12/02/91  
 EXCHANGE: MIAMI  
 DATABASE: LVE  
 EQ TYPE: D100  
 NXX: 526S 871 8731 8732 8733  
 8734 8735 8736 8737 8739 8745  
 876

BUILDING: MIAMFLAP STATE: FL  
 LATA: SOEY480  
 COMPANY: SBEL AREA: SBFS  
 DIVISION: SFNO DISTRICT: NDAD  
 EXHAUST: 01/01/99  
 CONTACT: JRSTOUT  
 NUMBER: BDMORGAN

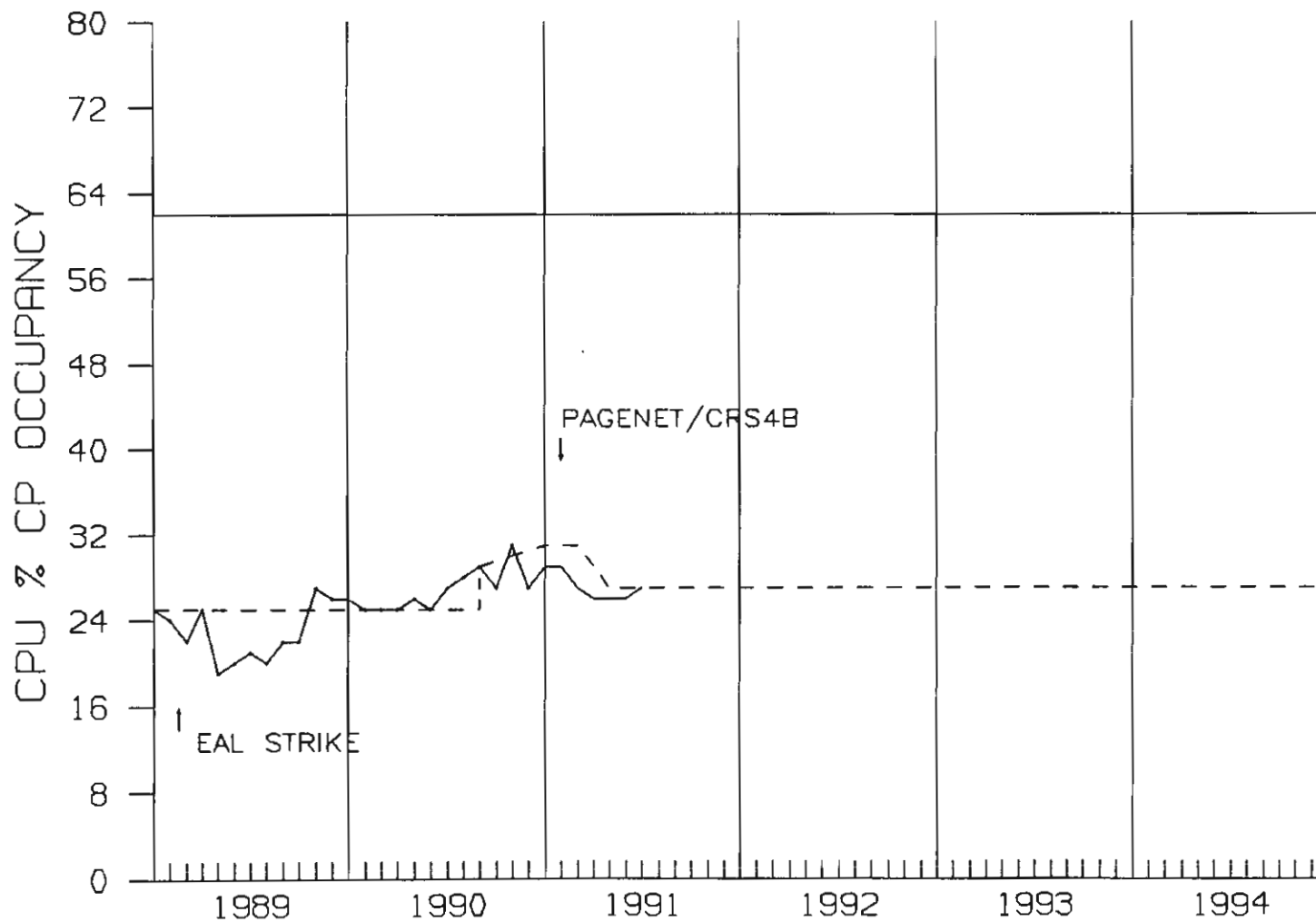
YEAR	1989	1990	1991	1992	1993	1994	1995	1996
DEMAND/GAIN			7 (A) 10	17 (F) 0	17 (F) 0	17 (F) 0	17 (F) 0	17 (F) 0
LC MODE 1C			0	0	0	0	0	0
LC MODE 1F			7	0	0	0	0	0
LC MODE 2C			0	0	0	0	0	0
LC MODE 2F			0	17	17	17	17	17

ENTITY: MIAMFLAPDSO CHART: 4.0

# MIAMI AIRPORT DSO

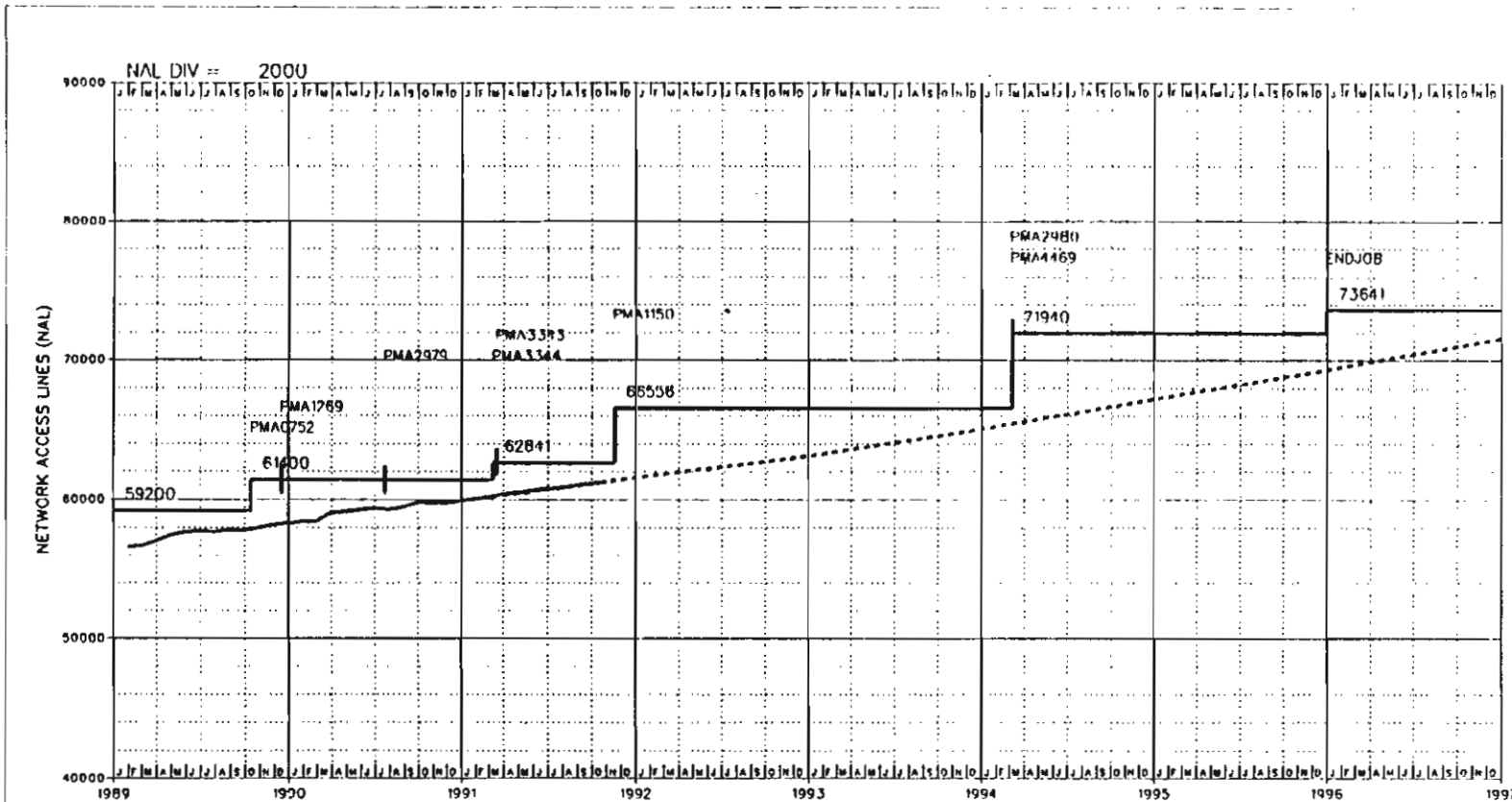
## CALL PROCESSING CAPACITY

MIAMFLAPDSO  
SUPERNODE  
CHART: 4.0



YEAR

ISSUE DATE: DECEMBER 2, 1991



NOTES:

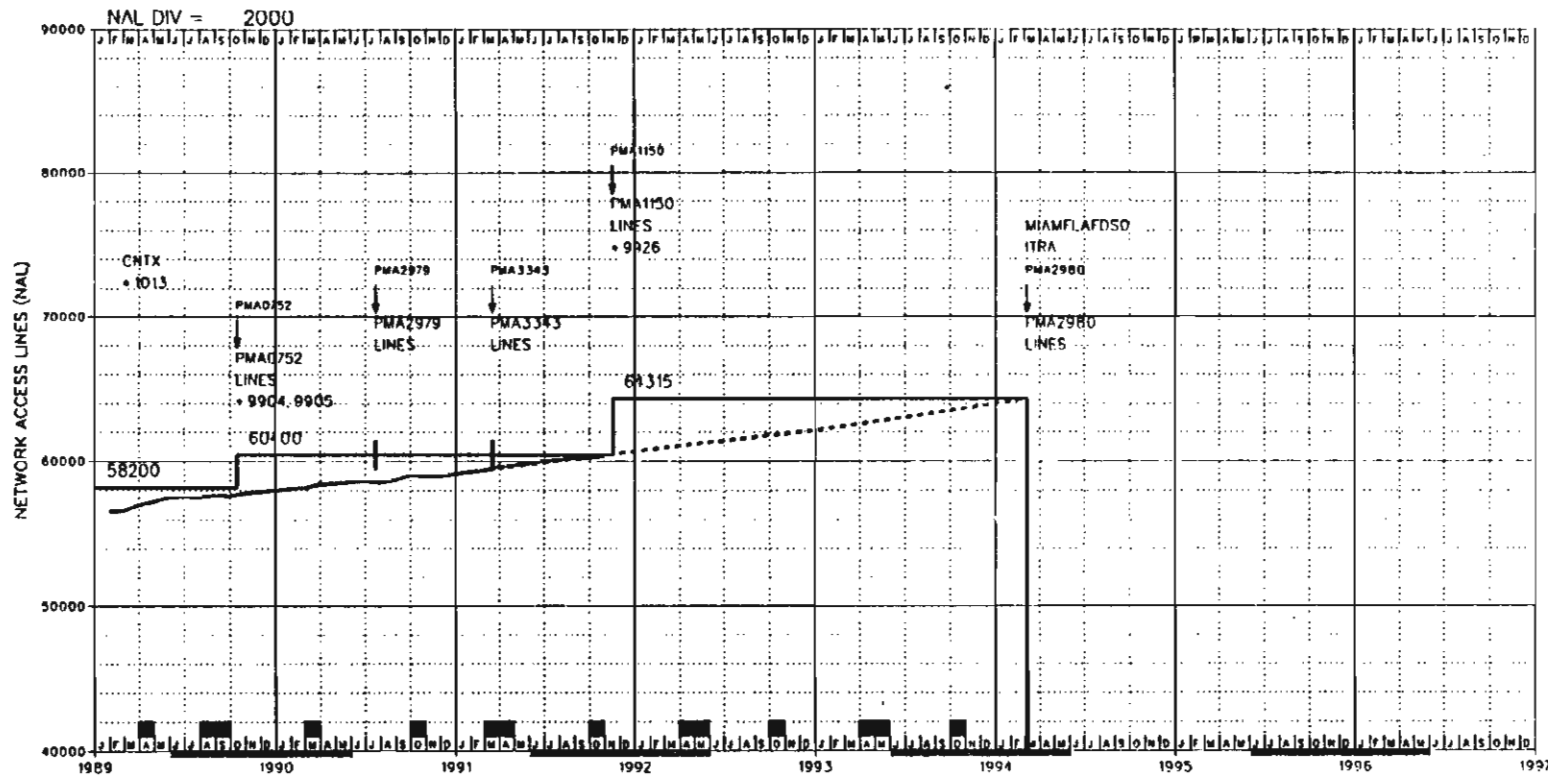
REASON FOR REISSUE:

DATE OF ISSUE: 11/25/91  
 EXCHANGE: MIAMI  
 DATABASE: LIVE

BUILDING: MIAMFLAE STATE: FL  
 LATA: SOE1/460  
 COMPANY: SBEL AREA: SBIS  
 DIVISION: SFSD DISTRICT: CNTL  
 EXHAUST: 01/01/99

YEAR	1989	1990	1991	1992	1993	1994	1995	1996
NAL/GAIN	56400   1888	58288   1624	59912   1655	61567   1540	63107   1945	65052   2139	67191   2129	69320   2240
NAL/LN RATIO								

BUILDING: MIAMFLAE CHART: 5.0



NOTES:  
 1013 PARTY LINE TO PRIVATE  
 LINE CONVERSION  
 9904 CCS7 TRUNK SIGNALING  
 9905 TOUCHSTAR PHASE I  
 9926 CCS ACCESS CAPABILITY

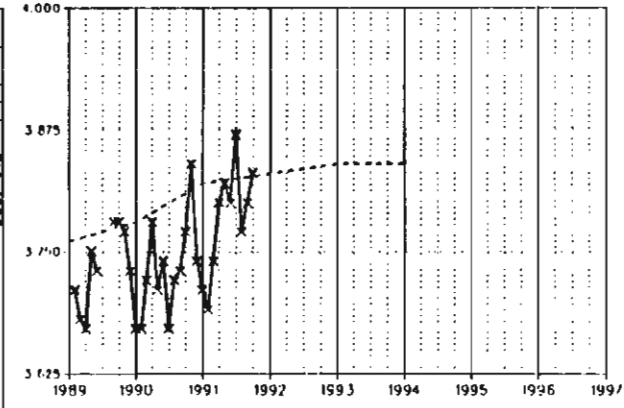
REASON FOR REISSUE:  
 1814 115 ALHAMBRA CIRCLE OBH  
 1530-1630.

DATE OF ISSUE: 11/25/91  
 EXCHANGE: MIAMI  
 DATABASE: LIVE  
 CO TYPE: 1AES  
 NXX:  
 441 442 443 444 445 446  
 447 448 449X 460 464T 529  
 567 939T  
 BORDING: MIAMFLAF STATE: FI  
 LATA: SOET/460  
 COMPANY: SHEL AREA: SBIS  
 DIVISION: SF50 DISTRICT: CNTI  
 EXHAUST: 01/01/99  
 CONTACT: CMVICENS  
 NUMBER: MHOCKENBERY  
 EO ENGINEER: GASUTTON

YEAR	1989	1990	1991	1992	1993	1994	1995	1996	1997
NAL	56329 (A)	57987 (A)	59106 (A)	60667 (F)	62107 (F)	63952 (F)			
LINES	56329	57987	59106	60667	62107	63952			
CCS/NAL	3.76	3.78	3.82	3.83	3.84	3.84			
CCS STATUS	A	A	A						
NAL/LN RATIO	1.00000	1.00000	1.00000	1.00000	1.00000	1.00000			

SVC.	1989	1990	1991	JOBNUM	RDYSD	REOSD	SHIP
DTS	01	01	01	PMA0752	10/15/89	10/15/89	06/17/89
	02	02	02	PMA2979	07/22/90	07/22/90	08/07/90
	03	03	03	PMA3343	03/17/91	03/17/91	01/19/91
	04	04	04	PMA1150	11/17/91	11/17/91	06/01/91
IML	05	05	05	PMA2980	03/06/94	03/06/94	**/**/**
	06	06	06				
%IFFM	0.0	0.0	0.0				



E. A DATE: 06/17/85  
 DIR CLOSE: 05/14/92  
 DIR DELIVER: 09/11/92  
 NAL FCST: 06/15/91  
 CCS FCST: 08/01/90  
 ENTITY CUT: 04/13/75  
 ENTITY TEPM: 03/06/94  
 LATEST NAL: 60340  
 SWITCH HOST:  
 ENTITY: MIAMFLAE44E  
 CHART: 5.1



REPORT: PARTB  
 PAGE: 1 OF 2  
 BUILDING: MIAM ALHAMBRA  
 ENT CUT: 04/13/75

ENTITY: MIAMFLAE44E  
 ENT TERM: 03/06/94

LSOF SYSTEM  
 GRAPHIC PART B VERSION 1.00  
 DATABASE: LIVE

DATE: 11/25/91  
 TIME: 19:03:40  
 CHART NO.: 5.1  
 EQ TYPE: IAES

JOB/ADJ/AT	1989ATI	PMA0752	PMA2979	PMA3343	PMA1150	1993ATI
EVENT-NUM		EVT1	EVT1	EVT1	EVT1	
EVENT-DATE	02/28/89	10/15/89	07/22/90	03/17/91	11/17/91	03/06/94
RDYSD/TDATE	02/28/89	10/15/89	07/22/90	03/17/91	11/17/91	03/06/94
REQSU	##/##/##	10/15/89	07/22/90	03/17/91	11/17/91	##/##/##
CAP EXH.	##/##/##	##/##/##	##/##/##	##/##/##	##/##/##	##/##/##
SHIP DATE	##/##/##	06/17/89	06/02/90	01/19/91	06/01/91	##/##/##
JOB DESC.	CNTX	GEN/GA	AMA	OCT	GEN/GA	ITRA
NAL TRANS	126					-64315
TRANS ENT						MIAMFLAE050
LSEI		SCTMF	SCTMF	SCTMF	PROC	
NAL CAP SE					1215	64315
TC		63100	63100	63100	1215	64315
LNS		2200	60400	60400	3915	64315
NOS		40500	100600	100600		100600
ML		2200	60400	60400	3915	64315
CNTRX CAP			3050	3050		3050
INST. NOS		10000	120000	120000		120000
UAV ASSGN		-37711	1612	1612		1612
%FNOS		85.00	85.00	85.00	85.00	85.00
INST. LNS		4096	69632	69632	4096	73728
UAV ASSGN		103	1741	1741	102	1843
%TOTAL FILL		89.00	89.00	89.00	91.30	91.30
LNCAP IN LNS		2200	60400	60400	3915	64315
SIZING DATE		10/12/88	03/01/90	07/31/90	04/01/91	04/01/91
NDO QUE		10/29/88	03/14/90	09/09/90	09/15/90	09/15/90
TELCO QUE		12/17/88	03/17/90	10/28/90	12/29/90	12/29/90
TURNOVER		10/15/89	07/22/90	03/17/90	11/17/91	11/17/91
GENERIC SVC		1AE10.03	1AE10.03	1AE10.03	1AE11	1AE11
GENERIC		4:1	4:1	4:1	4:1	4:1
CONC RATIO						
ENG LSF		3.77	3.77	3.77	3.78	3.78
ENG CCS/NAL						
DESIGN BS		25.07	0.00	0.00	27.60	27.60
MRAJ		3000	92300	92300	20	92300
PROCESSOR		260	260	260	20	300
CAP TRUNK		2	0	1	1	1
OGTL TK UNIT		1	17	17	1	18
LLN/LT/SH/NM		4	68	68	4	72
LSR/LTS/=/#						0
LSH/=/#/L32		4	64	64	4	68
TSC/=/TSS/NP			2048	2048		2048
TLN/=/#/L64		7	0	0	0	0
%DT FRS/SHL		0	0	0	0	0
REUSE FR/SHL		900	48	40	600	600
GROSS ROOMS		1AE10.03/TRK	FOA/3RO DISK		LINES/TRKS	LINES/TRKS
EXT JOB OESC		8.10	8.10	8.10	7.90	7.90
%CTDIP						

JOB CAT.

A

H

T

n

REPORT: PARTB  
PAGE: 2 OF 2  
BUILDING: MIAM ALHAMBRA  
ENT CUT: 04/13/75

ENTITY: MIAMFLAE44E  
ENT TERM: 03/06/94

LSOF SYSTEM  
GRAPHIC PART B VERSION 1.00  
DATABASE: LIVE

DATE: 11/25/91  
TIME: 19:03:40  
CHART NO.: 5.1  
EQ TYPE: IAES

JOB/ADJ/AT PMA2980  
EVENT--NUM EVT1  
EVENT--DATE 03/06/94  
RDYSD/TDATE 03/06/94  
REQSD 03/06/94

CAF EXH. \*\*/\*\*/  
SHIP DATE \*\*/\*\*/  
JOB DESC. D15P  
NAL TRANS  
TRANS ENT

LSEI SCTMF  
NAL CAP SE -64315 0  
TC -64315 0  
LNS -64315 0  
NOS -100600 0  
ML -64315 0

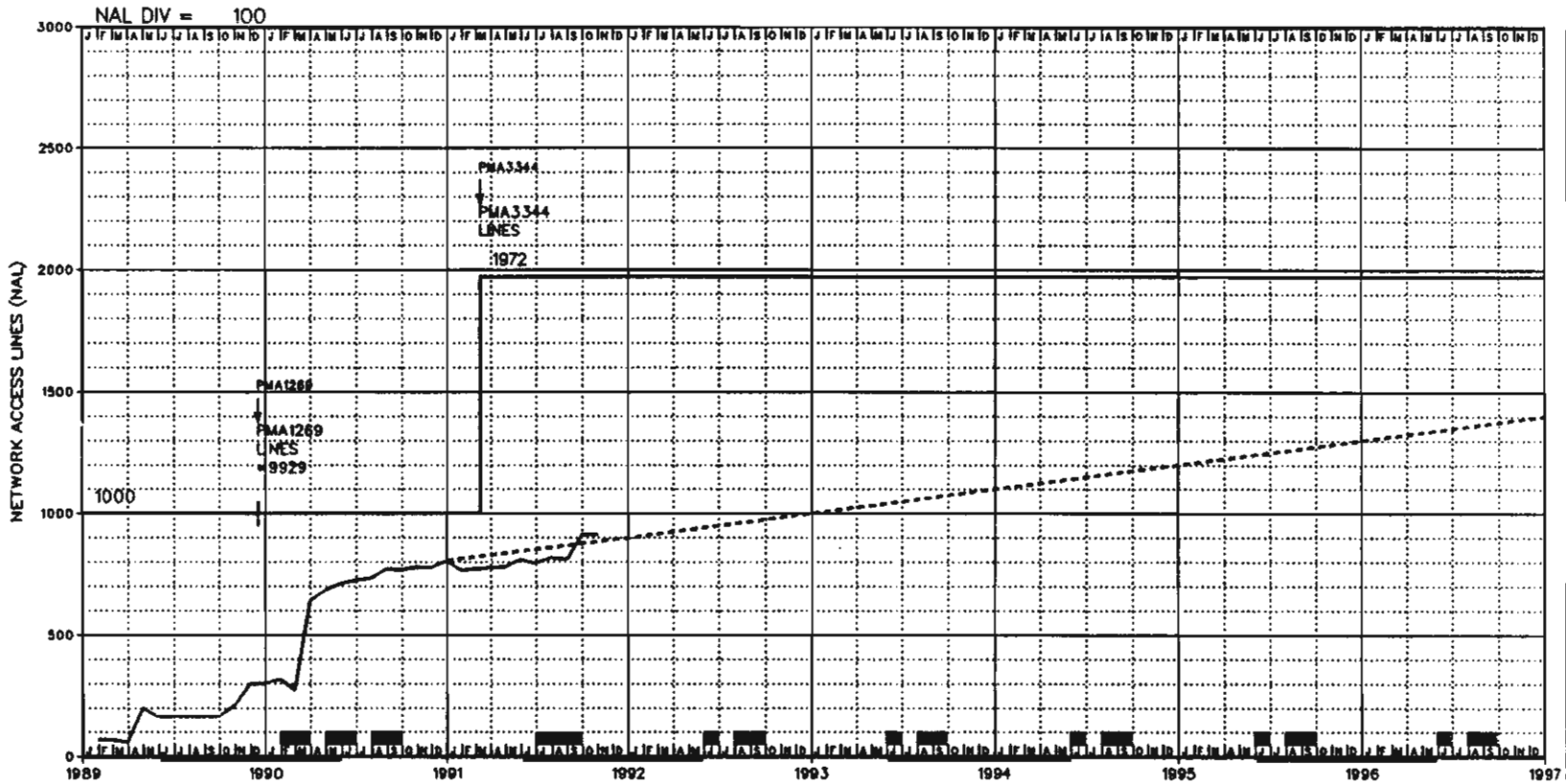
CNTRX CAP -3050 0  
INST. NOS -120000 0  
UAV ASSGN -1612 0  
ZFNOS  
INST. LNS -73728 0  
UAV ASSGN -1843 0

ZTOTAL FILL  
LNCAP IN LNS  
SIZING DATE  
NDO DUE  
TELCO QUE  
TURNOVER

GENERIC SVC  
GENERIC 1AE11  
CONC RATIO 4:1  
ENG LSF  
ENG CCS/NAL 3.75  
DESIGN BS

MRAJ 0.00  
PROCESSDR -92300 0  
CAP TRUNK -300 0  
DGTL TK UNIT 0  
LLN/LI/SM/NM -18 0  
LSR/LTS/\*/\* -72 0  
LSH/\*/\*L32 0  
TSC/\*/\*TSS/NP -68 0  
TLN/\*/\*L64 -2048 0  
TOT FRS/SHL 0  
REUSE FR/SHL 0  
GROSS ADDNS 0  
EXT JOB DESC REPLACE/JOB  
ZCTOIP

JOB CAT. 0



NOTES:  
9929 TOUCHSTAR PHASE I & II

REASON FOR REISSUE:  
1814 115 ALHAMBRA CIRCLE OBH  
1530-1630.

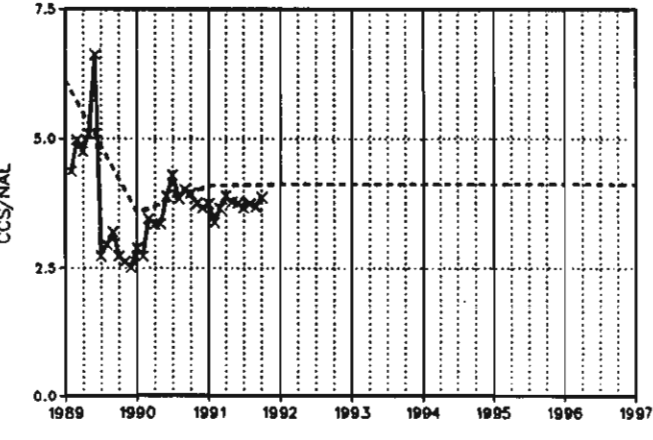
DATE OF ISSUE: 12/05/91  
EXCHANGE: MIAMI  
DATABASE: LIVE  
EQ TYPE: RSC  
NXX: 520

BUILDING: MIAMFLAE STATE: FL  
LATA: SOET/460  
COMPANY: SBEL AREA: SBFS  
DIVISION: SFSS DISTRICT: CNTL  
EXHAUST: 01/01/99  
CONTACT: CMVICENS  
NUMBER: WRMOBLEY  
EQ ENGINEER CBSLAUGHTER

E. A. DATE 06/07/88  
DIR CLOSE 05/14/92  
DIR DELIVER 09/11/92  
NAL FCST 01/31/91  
CCS FCST 08/01/90  
ENTITY CUT 06/17/88  
ENTITY TERM 01/01/99  
LATEST NAL 913  
SWITCH HOST MIAMFLGRDSO  
ENTIT: CHART:  
MIAMFLAERSO 5.2

YEAR	1989	1990	1991	1992	1993	1994	1995	1996	1997
IAL	71 (A)	301 (A)	806 (A)	900 (F)	1000 (F)	1100 (F)	1200 (F)	1300 (F)	1400 (F)
INES	71	301	806	900	1000	1100	1200	1300	1400
CCS/NAL	6.14	3.57	4.09	4.12	4.12	4.12	4.12	4.12	4.12
CCS STATUS	A	A	A						

IAL/LN RATIO	1.00000	1.00000	1.00000	1.00000	1.00000	1.00000	1.00000	1.00000	1.00000
SVC.	1989	1990	1991	JOBNUM	RDYSD	REQSD	SHIP		
DTS				PMA1269	12/17/89	12/17/89	11/11/89		
IML				PMA3344	03/10/91	03/10/91	11/18/90		
%IFFM				ENDJOB	10/15/98	10/15/98	00/00/00		



REPORT: PARTB

PAGE: 1 OF 1

BUILDING: MIAM ALHAMBRA

ENT CUT: 06/17/88

ENTITY: MIAMFLAERSO

ENT TERM: 01/01/99

LSDF SYSTEM

GRAPHIC PART B VERSION 1.00

DATABASE: LIVE

DATE: 12/05/91

TIME: 13:24:31

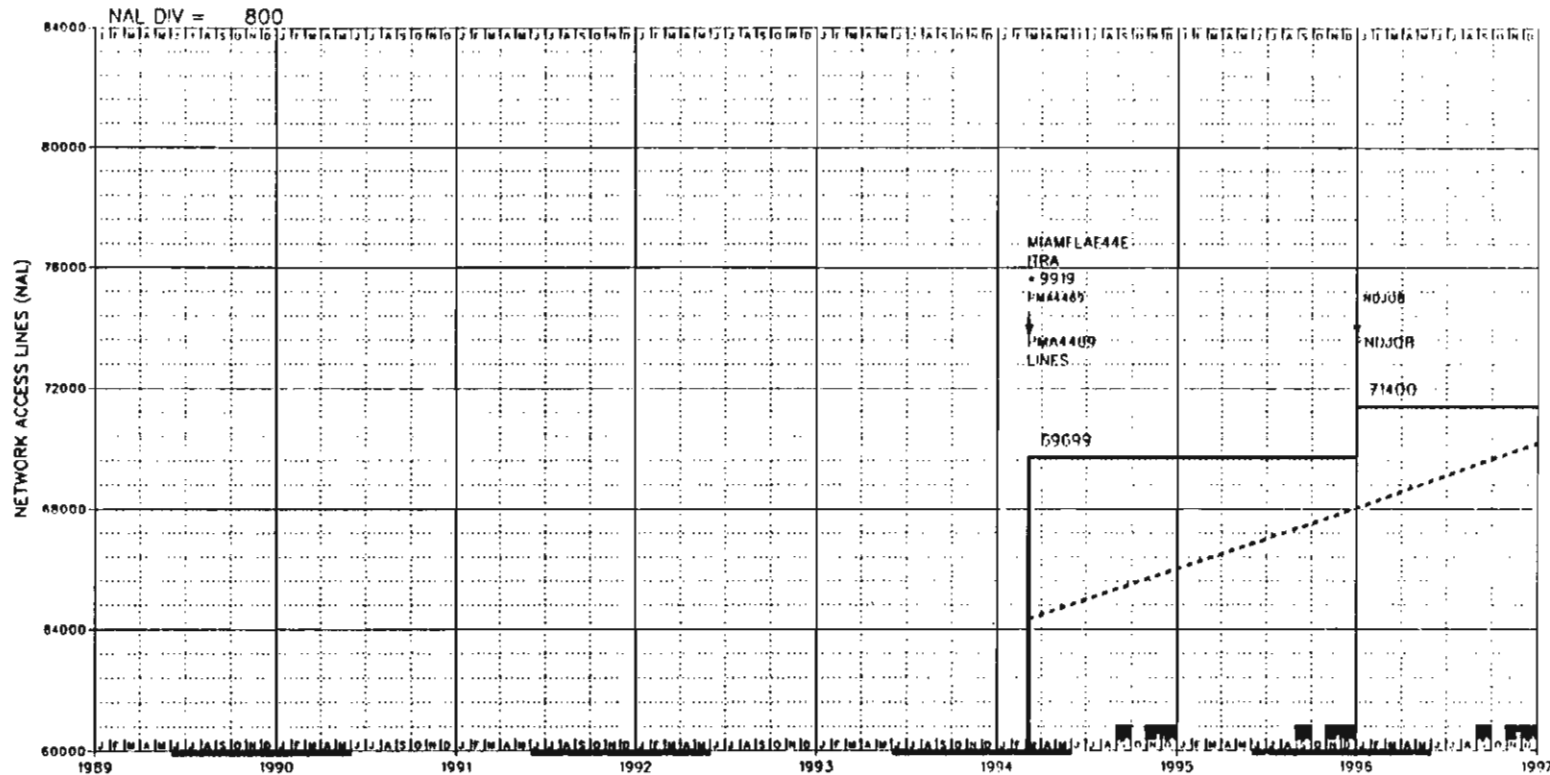
CHART NO.: 5.2

EQ TYPE: RSC

JOB/ADJ/AT	PMA1269	PMA3344	ENDJOB	
EVENT_NUM	EVT1	EVT1	EVT1	
EVENT_DATE	12/17/89	03/10/91	10/15/98	
RDYSD/TDATE	12/17/89	03/10/91	10/15/98	
REQSD	12/17/89	03/10/91	10/15/98	
CAP EXH.	**/**/**	**/**/**	**/**/**	
SHIP DATE	11/11/89	11/18/90	**/**/**	
JOB DESC.	TOUCHSTAR	GA		
NAL TRANS				
TRANS ENT				
LSEI	NTW	NTW	NTW	
NAL CAP SE	2270	2130	4400	8800
TC	2270	2130	4400	8800
LNS	1000	972	1413	3385
NOS	3310	90	3400	1720
ML	1000	972	1972	1413
CNTRX CAP	1000	1200	2200	1100
INST. NOS	4000		4000	2000
UAV ASSGN	110		110	-110
%FNOS	85.00	87.40		85.00
INST. LNS	2560	-300	2260	2860
UAV ASSGN	1312	-1248	64	1312
%TOTAL FILL	80.10	89.80		88.10
LNCAP IN LNS	1000	972	1972	1328
SIZING DATE	03/19/88	08/07/90		3300
NDO DUE	05/20/89	09/09/90		
TELCO DUE	09/16/89	10/14/90		
TURNOVER	12/17/89	12/31/90		
GENERIC SVC				
GENERIC				
CONC RATIO	4	4		
ENG LSF				
ENG CCS/NAL	6.16	6.16		6.26
DESIGN BS				
MRAJ	0.00	91.20		0.00
PROCESSOR	0			
CAP TRUNK	0		0	
DGTL TK UNIT		0		
LLN/LT/SM/NM				
LSR/LTS/%	4		4	
LSH/%/L32				
TSC/%/TSS/MP				
TLN/%/L64	20	40		40
TOT FRG/SHL		D		
REUSE FR/SHL		D		
GROSS ADDNS	25	68		
EXT JOB DESC	TOUCHSTR/HAR	CARDS/ACCUPU	DUMMY/JOB	
%CTDIP		0.00		

JOB CAT. M

A



NOTES:  
9919 C/IMP FULL  
IMPLEMENTATION

REASON FOR REISSUE:

DATE OF ISSUE: 11/25/91

EXCHANGE: MIAMI

DATA BASE: LIVE

CO TYPE: DCTL

NXX:

441F 442F 443F 444F 445F 446F

447F 448F 449F 460F 464F 529F

567F 939F

BUILDING: MIAMFLAE STAFF: FL

LATA: SOFT/460

COMPANY: SBEL AREA: SBFS

DIVISION: SFSD DISTRICT: CNTL

EXHAUST: 01/01/99

CONTACT: CMVICENS

NUMBER: UNKNOWN

EQ ENGINEER: UNKNOWN

E. A. DATE: 08/01/93

OIR CLOSE: 05/14/92

OIR DELIVER: 09/11/92

NAL FCST: 01/31/91

CCS FCST: 08/01/89

ENTITY CMT: 03/06/94

ENTITY TEPM: 01/01/99

LATEST NAL

SWITCH HOST

ENTITY:

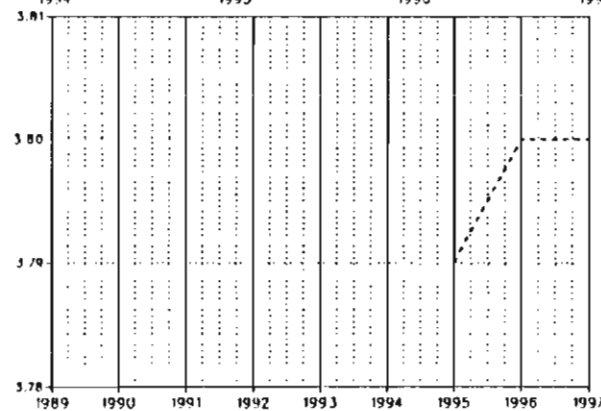
CHART:

MIAMFLAE/DSO

5.3

YEAR	1989	1990	1991	1992	1993	1994	1995	1996	1997
NAL							65991 (F)	68020 (F)	70160 (F)
LINES							65991	68020	70160
CCS/NAL							3.79	3.80	3.80
CCS STATUS									
NAL/LN RATIO							1.00000	1.00000	1.00000

SVC.	1989	1990	1991	JOBNUM	RDYSD	REQSD	SHIP
DTS				PMA4469	03/06/94	03/06/94	04/74/93
IML				EN0JOB	12/31/95	12/31/95	06/13/95
%IFM							



REPORT: PARTB  
 PAGE: 1 OF 1  
 BUILDING: MIAM ALHAMBRA  
 ENT CUT: 03/06/94

ENTITY: MIAMFLAE050  
 ENT TERM: 01/01/99


LSDF SYSTEM  
 GRAPHIC PART 8 VERSION 1.00  
 DATABASE: LIVE

DATE: 11/25/91  
 TIME: 19:03:40  
 CHART NO.: 5.3  
 EQ TYPE: DCTL

JOB/ROJ/AT	1993AT1	PMA4469	ENDJOB
EVENT-NUM		EVT1	EVT1
EVENT-DATE	03/06/94	03/06/94	12/31/95
ROYSD/TDATE	03/06/94	03/06/94	12/31/95
REQSD	##/##/##	03/06/94	12/31/95
CAP EXH.	##/##/##	##/##/##	##/##/##
SHIP DATE	##/##/##	04/24/93	06/13/95
JOB DESC.	1TRA	REPL	
NAL TRANS	64315		
TRANS ENT	MIAMFLAE44E		
LSEI		DR	
NAL CAP SE		69699 69699	1701 71400
TC		72160 72160	10440 82600
LNS		69699 69699	12901 82600
NOS		84003 84003	-3 84000
ML		69699 69699	1701 71400
CNTRX CAP			
INST. NOS	127000	127000	127000
UAV ASSGN	28219	28219	28219
%FNOS	85.04		85.04
INST. LNS	83880	03880	-14880 69000
UAV ASSGN	2096	2096	-96 2000
%TOTAL FILL	85.21		91.04
LNCAP IN LNS	69699	69699	12901 82600
SIZING DATE	09/18/91		02/20/91
NOO DUE	06/06/92		11/27/94
TELCO DUE	10/03/92		01/26/95
TURNOVER	11/16/93		12/31/95
GENERIC SVC			
GENERIC			
CONC RATIO			
ENG LSF			
ENG CCS/NAL			
DESIGN BS			
MRAJ	21.85		0.00
PROCESSOR	108800	108800	108800
CAP TRUNK		0	
DGTL TK UNIT	0		
LLN/LI/SM/NM			
LSR/LTS/##/##			
LSH/##/L32			
TSC/##/TSS/NP			
TLN/##/L64			
TO: FR/SHL	150		0
REUSE FR/SHL	0		0
GROSS ADDNS	9200		2700
EXT JOB DESC	SWITCH/REPLA		END JOB
%CTOIP	7.80		7.80

JOB CAT.

I



YEAR	1989	1990	1991	1992	1993	1994	1995	1996	1997
NAI							61080 (F)	59321 (F)	57488 (F)
ANLG LNS							61080	59321	57488
FCS/NAI							3.79	3.80	3.80
ACCS ACTUAL									
NAI/LN RATIO							1.00000	1.00000	1.00000

NOTES:  
9919 CT/DIP FULL IMPLEMENTATION


REASON FOR REISSUE:

DATE OF ISSUE: 11/25/91  
EXCHANGE: MIAMI  
DATABASE: LIVE  
FO TYPE: DGTL  
ANALOG

BUILDING SWITCH HOST MIAMI HAMMRA  
FCSI DATE 01/31/91  
LATEST ANAL -9998998  
CONTACT CMVICFNS  
CONTACT NO. UNKNOWN  
EQUIP ENGR UNKNOWN

DIGITAL  
DLFCFSI DATE \*\*/\*\*/\*\*  
LATEST DNAL -9998998  
LATEST SLC -9998998  
LATEST URBN -9998998  
LATEST D112 -9998998

ENTITY: MIAMFLAEDSO CHART: 5.3



YEAR	1989	1990	1991	1992	1993	1994	1995	1996	1997
NAI							4911 (F)	8699 (F)	12672 (F)
DIGL CCS/NAI							3.79	3.80	3.80
DCCS ACTUAL									
SLC SY							94	154	217
URBAN SYS							0	0	0
NAI/LN RATIO							1.00000	1.00000	1.00000

REPORT: PARTB  
 PAGE: 1 OF 1  
 BUILDING: MIAM ALHAMBRA  
 ENT CUT: 03/06/94

ENTITY: MIAMFLAEDSO  
 ENT TERM: 01/01/99

LSOF SYSTEM  
 DIGITAL PART B VERSION 1.00  
 DATABASE: LIVE

DATE: 11/25/91  
 TIME: 19:03:40  
 CHART NO.: S.3  
 EQ TYPE: DGTL

JOB/ADJ/AT	1993AT1	PMA4469	ENOJOB
EVENT-NUM		EVT1	EVT1
EVENT-DATE	03/06/94	03/06/94	12/31/95
RDYSD/TORTE	03/06/94	03/06/94	12/31/95
REOSD	##/##/##	03/06/94	12/31/95
CAP EXH.	##/##/##	##/##/##	##/##/##
SHIP DATE	##/##/##	04/24/93	06/13/95
JOB DESC.	ITRA	REPL	
TRANS ENT	MIAMFLAE44E		

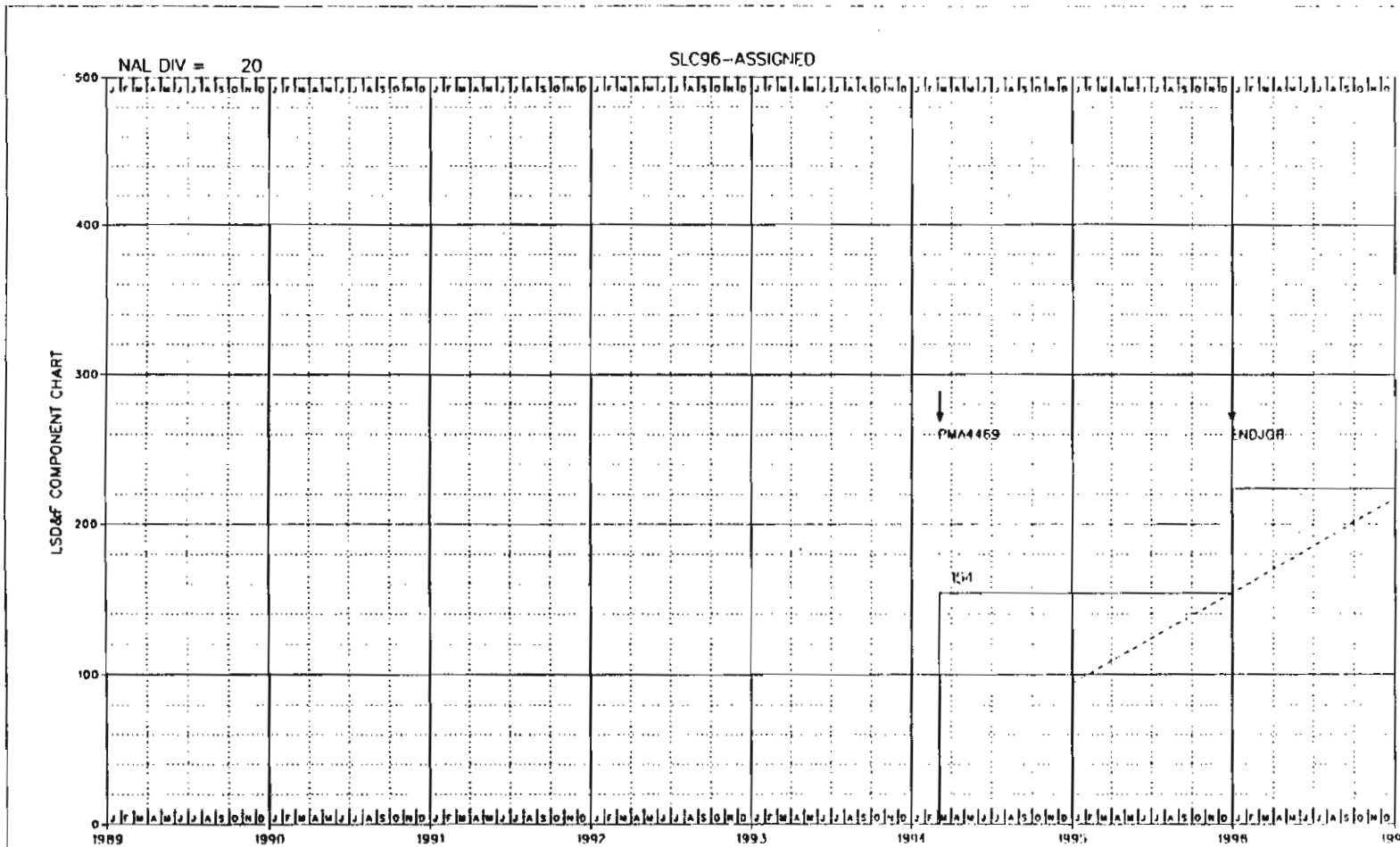
ANALOG SECTION -----

NAL TRANS	59740			
NAL CAP TC		61000	61000	61000
LNS		61000	61000	61000
ML		61000	61000	61000
LINE UNITS				0
INST. LNS		69000	69000	69000
URV ASSGN		2000	2000	2000
%FILL		91.04		91.04
OLNCAP LNS		61000	61000	61000
RENG CCS NAL		3.79		3.79
ANLG DEF LNS			0	
ISON CAP TC				0
ISON CAP LNS				0
ISON CAP ML				0
ISON LN MOD				0
ISON INS LNS				0
ISON URV LNS				0
ISON %FILL				0
ISON ENG CCS				0

DIGITAL SECTION -----

NAL TRANS	4575			
NAL CAP TC		11160	11160	10440
LNS		8699	8699	12901
ML		8699	8699	21600
LINE UNITS				0
INST. LNS		14880	14880	
URV ASSGN		96	96	
%FILL		58.80		
OLNCAP LNS		8699	8699	12901
RENG CCS NAL		3.79		21600
CAP SLC SYS		154	154	70
ENG SLC MD 1		154	154	224
ENG SLC MD2			0	0
DEF SLC SYS			0	0
CAP URBN SYS			0	0
DEF URBN SYS			0	0
CAP OMS112			0	0
SLC OLU			0	0
URBAN OLU			0	0





NOTES:

REASON FOR REISSUE:

DATE OF ISSUE: 11/25/91  
 EXCHANGE: MIAMI  
 DATABASE: LIVE  
 EQ TYPE: DGIL  
 NXX: 441F 442F 443F 444F 445F  
 446F 447F 448F 449F 450F 451F  
 529F 567F 939F

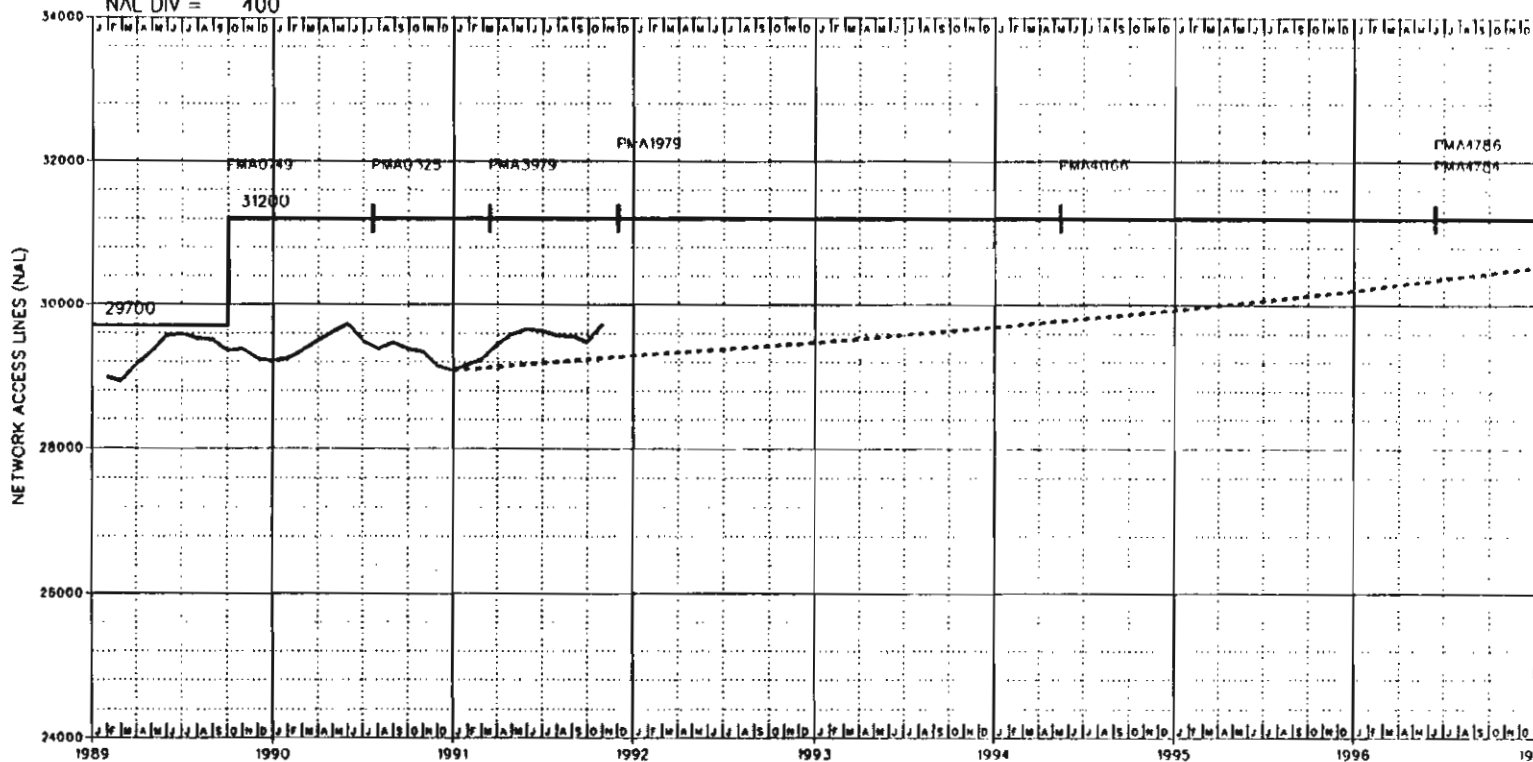
BUILDING: MIAMI/AF STATE: FL  
 LATA: SDET/480  
 COMPANY: SREL AREA: SRTS  
 DIVISION: SFSO DISTRICT: CNL  
 EXHAUST: 01/01/99  
 CONTACT: CMVICENS  
 NUMBER: UNKNOWN

YEAR	1989	1990	1991	1992	1993	1994	1995	1996
DEMAND/GAIN							94 (F) 60	154 (F) 63
SLC MODE 1C							0	0
SLC MODE 1F							94	154
SLC MODE 2C							0	0
SLC MODE 2F							0	0

ENTITY: MIAMI/ALD/50

CHART: 5.5

NAL DIV = 400



NOTES:

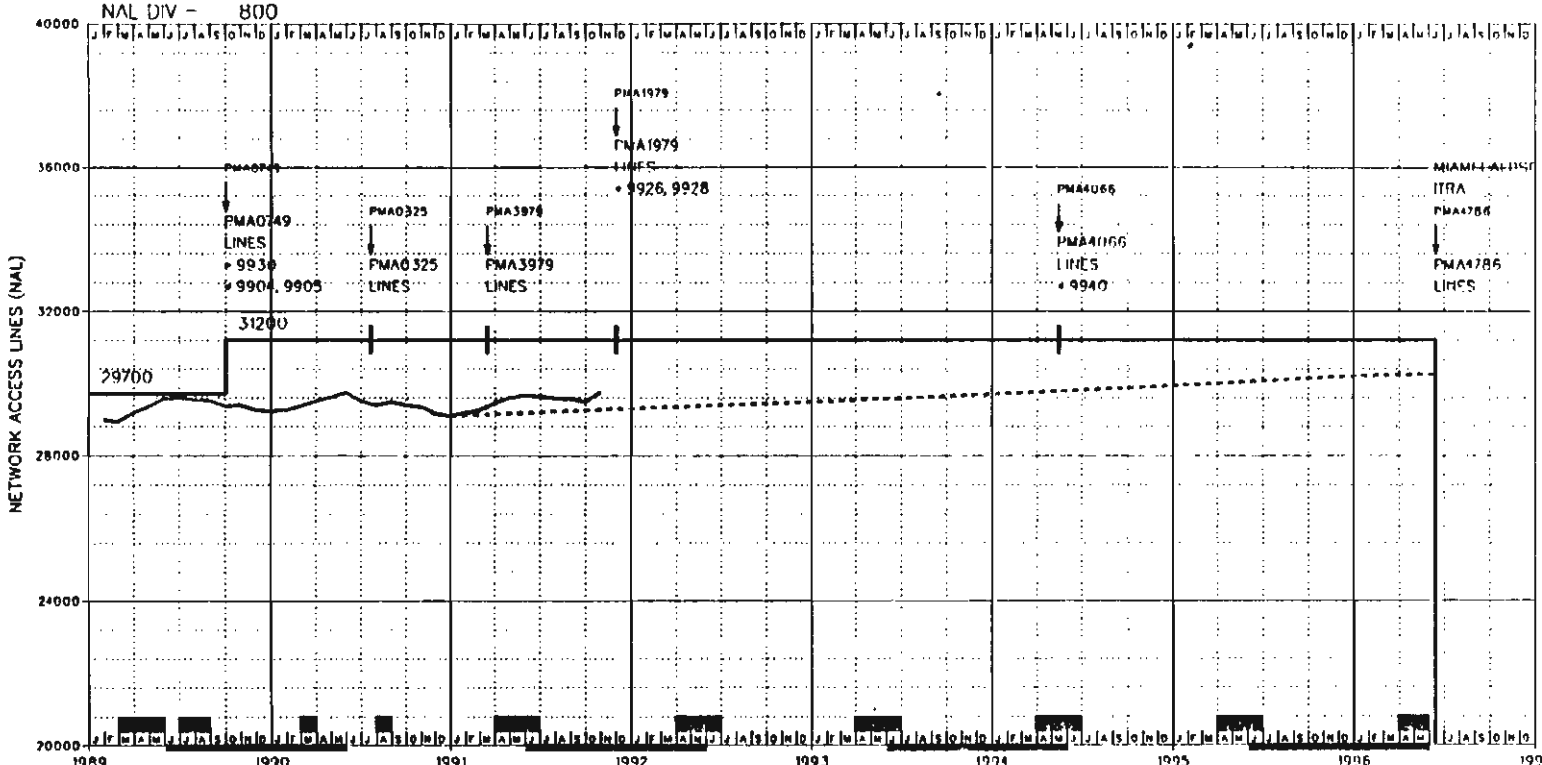
REASON FOR REISSUE:

DATE OF ISSUE: 11/25/91  
 EXCHANGE: MIAMI  
 DATABASE: LIVE

BUILDING: MIAMI LAL STATE: FL  
 LATA: SOET/460  
 COMPANY: SBEL AREA: SBFS  
 DIVISION: SFNO DISTRICT: NDAF  
 EXHAUST: 01/01/99

YEAR	1989		1990		1991		1992		1993		1994		1995		1996	
NAL/GAIN	28978	224	29202	-124	29078	212	29290	183	29473	215	29688	236	29924	282	30206	320
NAL/LN RATIO																

BUILDING: MIAMI LAL CHART: G.U



NOTES:  
 9904 CCS7 TRUNK SIGNALING  
 9905 TOUCHSTAR PHASE I  
 9926 CCS ACCESS CAPABILITY  
 9928 ONA REQUIREMENTS  
 9930 CALLER ID (CLID & CND)  
 9940 CALL TWD-DONT-ANSWER  
 AFTER CALL WAITING

REASON FOR REISSUE:  
 1824 2470 NW 38 ST. OBH  
 1530-1630

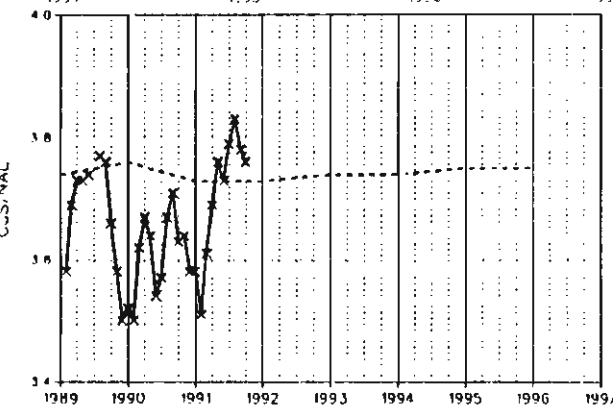
DATE OF ISSUE: 11/25/91  
 EXCHANGE: MIAMI  
 DATABASE: LIVE  
 CO TYPE: IAES  
 NXX:  
 633 634 635 636 637 638

BUILDING: MIAMI AL STAFF FI  
 AREA: SOET/150  
 COMPANY: SBEL AREA: SBIS  
 DIVISION: SFNO DISTRICT: H9AD  
 EXHAUST: 01/01/99  
 CONTACT: BSGALERMAN  
 NUMBER: MVHOCKENBERY  
 EQ ENGINEER: LMMICHELL

E. A. DATE: 04/08/85  
 DIR CLOSE: 05/14/92  
 DIR DELIVER: 09/11/92  
 NAL FCST: 06/15/91  
 CCS FCST: 08/01/90  
 FINITY CUT: 06/09/91  
 ENTITY TERM: 06/14/96  
 LATEST NAL: 29735  
 SWITCH HOST  
 ENTITY:

MIAMI AL 63E CHART: 6.1

YEAR	1989	1990	1991	1992	1993	1994	1995	1996	1997																																																																																																													
NAL	28978 (A)	29202 (A)	29078 (A)	29290 (F)	29473 (F)	29688 (F)	29924 (F)	30206 (F)	(F)																																																																																																													
LINES	28978	29202	29078	29290	29473	29688	29924	30206																																																																																																														
CCS/NAL	3.74	3.76	3.73	3.73	3.74	3.74	3.75	3.75	0.00																																																																																																													
CCS STATUS	A	A	A																																																																																																																			
NAL/LN RATIO: 1.00000 1.00000 1.00000 1.00000 1.00000 1.00000 1.00000 1.00000																																																																																																																						
<table border="0"> <tr> <td>SVC.</td> <td colspan="2">1989</td> <td colspan="2">1990</td> <td colspan="2">1991</td> <td colspan="3">JOBNUM</td> </tr> <tr> <td>DTS</td> <td colspan="2"></td> <td colspan="2"></td> <td colspan="2"></td> <td>PMA0749</td> <td>RDYSU</td> <td>REQSU</td> <td>SHIP</td> </tr> <tr> <td></td> <td colspan="2"></td> <td colspan="2"></td> <td colspan="2"></td> <td>PMA0325</td> <td>10/01/89</td> <td>10/01/89</td> <td>05/27/89</td> </tr> <tr> <td></td> <td colspan="2"></td> <td colspan="2"></td> <td colspan="2"></td> <td>PMA3979</td> <td>07/20/90</td> <td>07/20/90</td> <td>01/06/90</td> </tr> <tr> <td></td> <td colspan="2"></td> <td colspan="2"></td> <td colspan="2"></td> <td>PMA1979</td> <td>03/16/91</td> <td>03/16/91</td> <td>03/01/91</td> </tr> <tr> <td></td> <td colspan="2"></td> <td colspan="2"></td> <td colspan="2"></td> <td>PMA4066</td> <td>12/01/91</td> <td>12/01/91</td> <td>08/10/91</td> </tr> <tr> <td></td> <td colspan="2"></td> <td colspan="2"></td> <td colspan="2"></td> <td>PMA4786</td> <td>05/15/94</td> <td>05/15/94</td> <td>01/15/94</td> </tr> <tr> <td></td> <td colspan="2"></td> <td colspan="2"></td> <td colspan="2"></td> <td></td> <td>06/14/96</td> <td>06/14/96</td> <td>12/01/95</td> </tr> <tr> <td></td> <td colspan="2"></td> <td colspan="2"></td> <td colspan="2"></td> <td></td> <td></td> <td></td> <td></td> </tr> <tr> <td></td> <td colspan="2"></td> <td colspan="2"></td> <td colspan="2"></td> <td></td> <td></td> <td></td> <td></td> </tr> </table>										SVC.	1989		1990		1991		JOBNUM			DTS							PMA0749	RDYSU	REQSU	SHIP								PMA0325	10/01/89	10/01/89	05/27/89								PMA3979	07/20/90	07/20/90	01/06/90								PMA1979	03/16/91	03/16/91	03/01/91								PMA4066	12/01/91	12/01/91	08/10/91								PMA4786	05/15/94	05/15/94	01/15/94									06/14/96	06/14/96	12/01/95																						
SVC.	1989		1990		1991		JOBNUM																																																																																																															
DTS							PMA0749	RDYSU	REQSU	SHIP																																																																																																												
							PMA0325	10/01/89	10/01/89	05/27/89																																																																																																												
							PMA3979	07/20/90	07/20/90	01/06/90																																																																																																												
							PMA1979	03/16/91	03/16/91	03/01/91																																																																																																												
							PMA4066	12/01/91	12/01/91	08/10/91																																																																																																												
							PMA4786	05/15/94	05/15/94	01/15/94																																																																																																												
								06/14/96	06/14/96	12/01/95																																																																																																												



REPORT: PARTB  
 PAGE: 1 OF 2  
 BUILDING: MIAM ALLAPATTAH  
 ENT CUT: 06/09/74

ENTITY: MIAMFLAL63E  
 ENT TERM: 06/14/96

LSDF SYSTEM  
 GRAPHIC PART A VERSION 1.00  
 DATABASE: LIVE

DATE: 11/25/91  
 TIME: 19:54:41  
 CHART NO.: G.1  
 EQ TYPE: IRES

JOB/ADJ/AT	PMA0749	PMA0325	PMA3979	PMA1979	PMA4066	ATI
EVENT-NUM	EVT1	EVT1	EVT1	EVT1	EVT1	EVT1
EVENT-DATE	10/01/89	07/20/90	03/16/91	12/01/91	05/15/94	06/14/96
RDYSD/TDATE	10/01/89	07/20/90	03/16/91	12/01/91	05/15/94	06/14/96
REQSO	10/01/89	07/20/90	03/16/91	12/01/91	05/15/94	**/**/**
CAP EXH.	**/**/**	**/**/**	**/**/**	**/**/**	**/**/**	**/**/**
SHIP DATE	05/27/89	01/06/90	03/01/91	00/10/91	01/15/94	**/**/**
JOB DESC.	GA / GEN	TRUNKING	IC80	GEN	GEN	ITRA
NAL TRANS						-30300
TRANS ENT						MIAMFLAL050
LSE1	NTW	NTW	NTW	NTW	NTW	NTW
NAL CAP SE	-3200 34200	34200	34200	-1200 33000	33000	33000
TC	-3200 34200	34200	34200	-1200 33000	33000	33000
LNS	1500 31200	31200	31200	31200	31200	31200
NOS	8500 48000	48000	48000	48000	48000	48000
ML	1500 31200	31200	31200	31200	31200	31200
CNTRX CAP	5270	5270	5270	5270	5270	5270
INST. NOS	10000 60000	60000	60000	60000	60000	60000
URV ASSGN	3570	3570	3570	3570	3570	3570
%NOS	85.00	85.00	85.00	85.00	85.00	85.00
INST. LNS	4096 38912	38912	38912	38912	38912	38912
URV ASSGN	107 1012	1012	1012	1012	1012	1012
%TOTAL FILL	82.32	82.32	82.32	82.32	82.32	82.32
LNCAP IN LNS	1500 31200	31200	31200	31200	31200	31200
SIZING DATE	09/12/88	08/24/88	01/22/91	03/09/89	01/14/91	01/14/91
NDO DUE	10/29/88	03/11/89	01/15/91	11/10/90	04/03/93	04/03/93
TELCO DUE	11/26/88	07/08/89	01/31/91	03/09/91	07/31/93	07/31/93
TURNOVER	01/29/90	05/20/90	03/16/91	12/01/91	05/15/94	05/15/94
GENERIC SVC						
GENERIC	1AE10.05	1AE10.05	1AE10.05	1AE11	1AE11	1AE11
CONC RATIO	4:1	4:1	4:1	4:1	4:1	4:1
ENG LSF						
ENG CCS/NAL	3.84	3.78	3.78	3.77	3.77	3.77
DESIGN BS						
MRAJ	80.43	56.61	0.00	61.00	0.00	0.00
PROCESSOR	-18700 78400	78400	78400	-3900 74500	74500	74500
CAP TRUNK	20 114	60 174	174	20 194	20 214	20 214
OGTL TK UNIT	1	3	0	1	1	1
LLN/LT/SM/NM	1 11	11	11	11	11	11
LSR/LTS/#/#	4 4	4	4	4	4	4
LSH/#/#/L32	68	68	68	68	68	68
TSC/#/#/SS/NP	36	40	40	44	48	48
TLN/#/#/L64	1024	1024	1024	1024	1024	1024
TOT FRG/SHL	10	2	0	2	1	1
REUSE FR/SHL	5	2	0	1	1	1
GROSS ADONS	1025	271	6	175	250	250
EXT JOB DESC	TCHSTAR/DCT	GROWTH/3DCT/	IC80	ICL10/ OCT/1	OCT/TLN	OCT/TLN
%CTOIP	14.70	14.70	14.70	14.70	14.70	14.70
JOB CAT.	A	T	M	G	G	G

REPORT: PARTB

PAGE: 2 OF 2

BUILDING: MIAM ALLAPATTAH

ENT CUT: 06/09/74

ENTITY: MIAMFLAL63E

ENT TERM: 06/14/96

LSDF SYSTEM

GRAPHIC PART B VERSION 1.00

DATABASE: LIVE

DATE: 11/25/91

TIME: 19:54:41

CHART NO.: 6.1

EQ TYPE: 1AES

JOB/ADJ/RT PMA4786  
EVENT-NUM EVT1  
EVENT-DATE 06/14/96  
ROYSO/TDATE 06/14/96  
REOSO 06/14/96

CAP EXH. ■■/■/■  
SHIP DATE 12/01/95  
JOB OESC. 01SP

NAL TRANS  
TRANS ENT

LSE1 NTW  
NAL CAP SE -33000 0  
TC -33000 0  
LNS -31200 0  
NOS -48000 0  
ML -31200 0

CNTRX CAP -5270 0  
INST. NOS -60000 0  
UAV ASSGN -3570 0

%FNOS  
INST. LNS -38912 0  
UAV ASSGN -1012 0

%TOTAL FILL  
LNCAP IN LNS -31200 0  
SIZING DATE 03/11/91  
NDD DUE 03/15/95  
TELCO DUE 06/15/95  
TURNOVER 03/15/96

GENERIC SVC

GENERIC

CONC RATIO

ENG LSF  
ENG CCS/NAL 0.00

DESIGN BS

MRAJ 0.00

PROCESSOR -74500 0

CAP TRUNK -214 0

OGTL TK UNIT 0

LLN/LI/SM/NM -11 0

LSR/LTS/■/■ -4 0

LSH/■/■/L32 -68 0

TSC/■/TSS/NP -48 0

TLN/■/■/L64 -1024 0

TDT FRS/SHL 0

REUSE FR/SHL 0

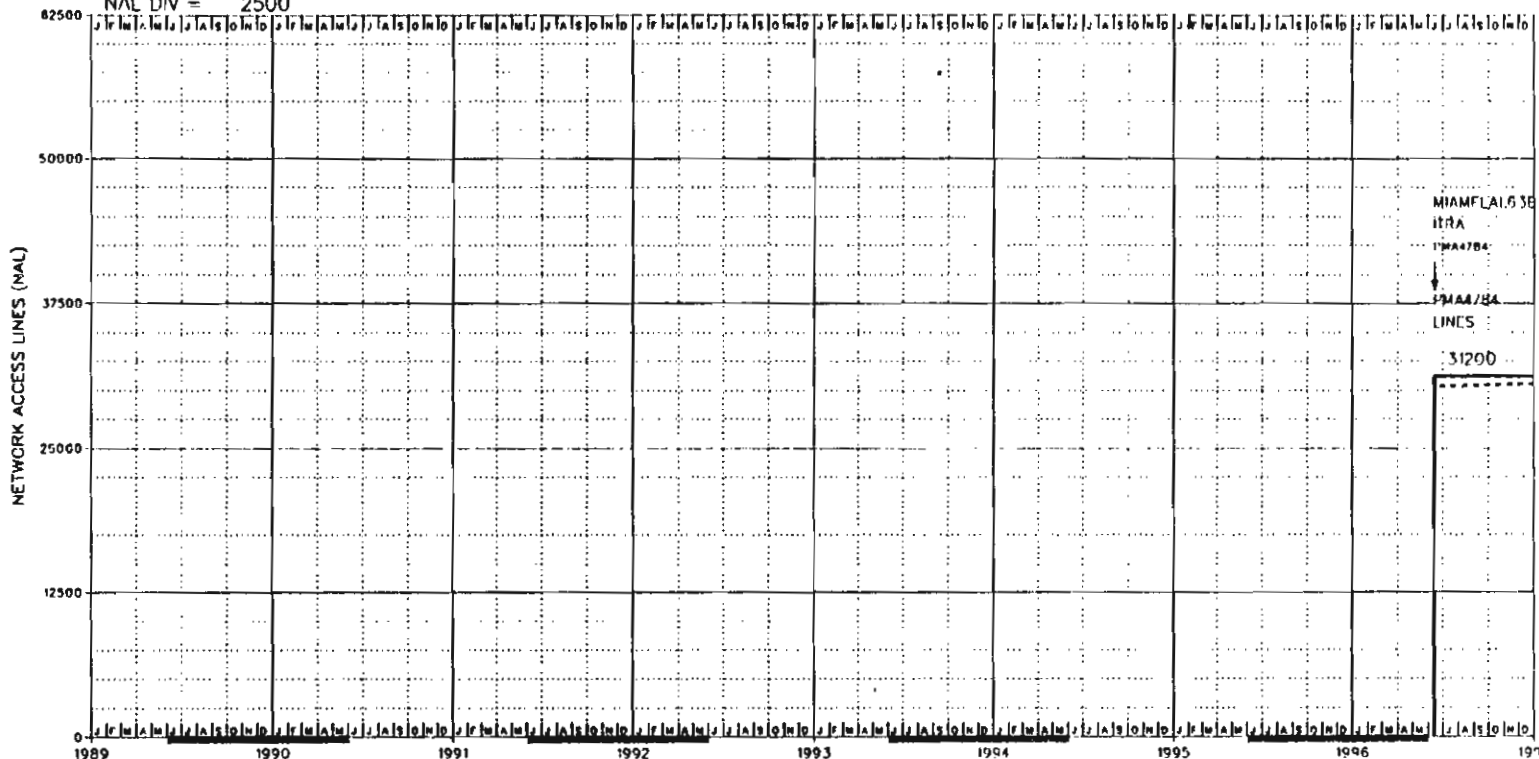
GROSS ADDNS 0

EXT JOB OESC RETIRE

%CTOIP 0.00

JOB CAT. R

NAL DIV = 2500



NOTES:

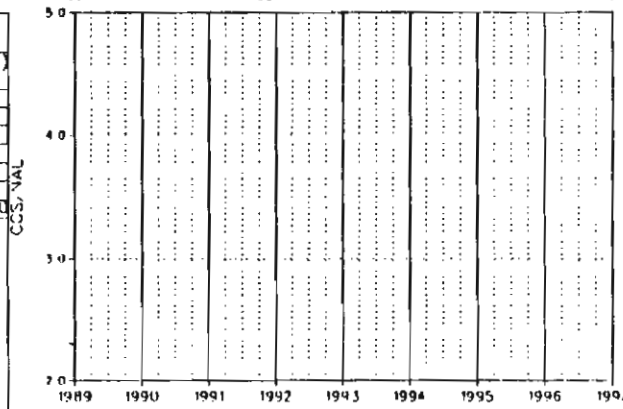
REASON FOR REISSUE:

DATE OF ISSUE: 11/25/91  
 EXCHANGE: MIAMI  
 DATABASE: LIVE  
 EQ TYPE: DGTL  
 NXX:  
 633F 634F 635F 636F 637F 638F

BUILDING: MIAMFLAL STAT# 11  
 LATA: SOFT/460  
 COMPANY: SBEL AREA: SBFS  
 DIVISION: SFNO DISTRICT: NDAD  
 EXHAUST: 01/01/99  
 CONTACT: BSGALTERMAN  
 NUMBER: BCWILCHER  
 EQ ENGINEER: CHMITCHELL

E. A. DATE: 04/08/85  
 DIR CLOSE: 05/14/92  
 DIR DELIVER: 09/11/92  
 NAL FCST: 01/31/91  
 CCS FCST: 03/07/91  
 ENTITY CUT: 06/14/96  
 ENTITY TERM: 01/01/99  
 LATEST NAL SWITCH HOST  
 ENTITY:

CHART:  
 MIAMFLALDSO 6.2



YEAR	1989	1990	1991	1992	1993	1994	1995	1996	1997		
NAL			(F)	(F)	0	(F)	0	(F)	0	(F)	30526 (F)
LNES					0		0		0		30526
CCS/NAL			0.00	0.00	0.00	0.00	0.00	0.00			3.79
CCS STATUS											
NAL/LN RATIO											1.00000

SVC.	1989	1990	1991	JOBNUM	RDYSD	REUSD	SHIP
DTS				PMAA784	06/14/96	06/14/96	12/01/95
IML							
%IFFM							

REPORT: PART B

PAGE: 1 OF 1

BUILDING: MIAM ALLAPATTAH

ENT CUT: 06/14/96

ENTITY: MIAMFLALOSO

ENT TERM: 01/01/99

LSOF SYSTEM

GRAPHIC PART B VERSION 1.00

DATABASE: LIVE

DATE: 11/25/91

TIME: 19:54:41

CHARI NO.: 6.2

EO TYPE: OGTL

JOB/ADJ/AT	ATI	PMA47B4
EVENT-NUM		EV11
EVENT-DATE	06/14/96	06/14/96
RDYSD/TOATE	06/14/96	06/14/96
REOSD	##/##/##	06/14/96

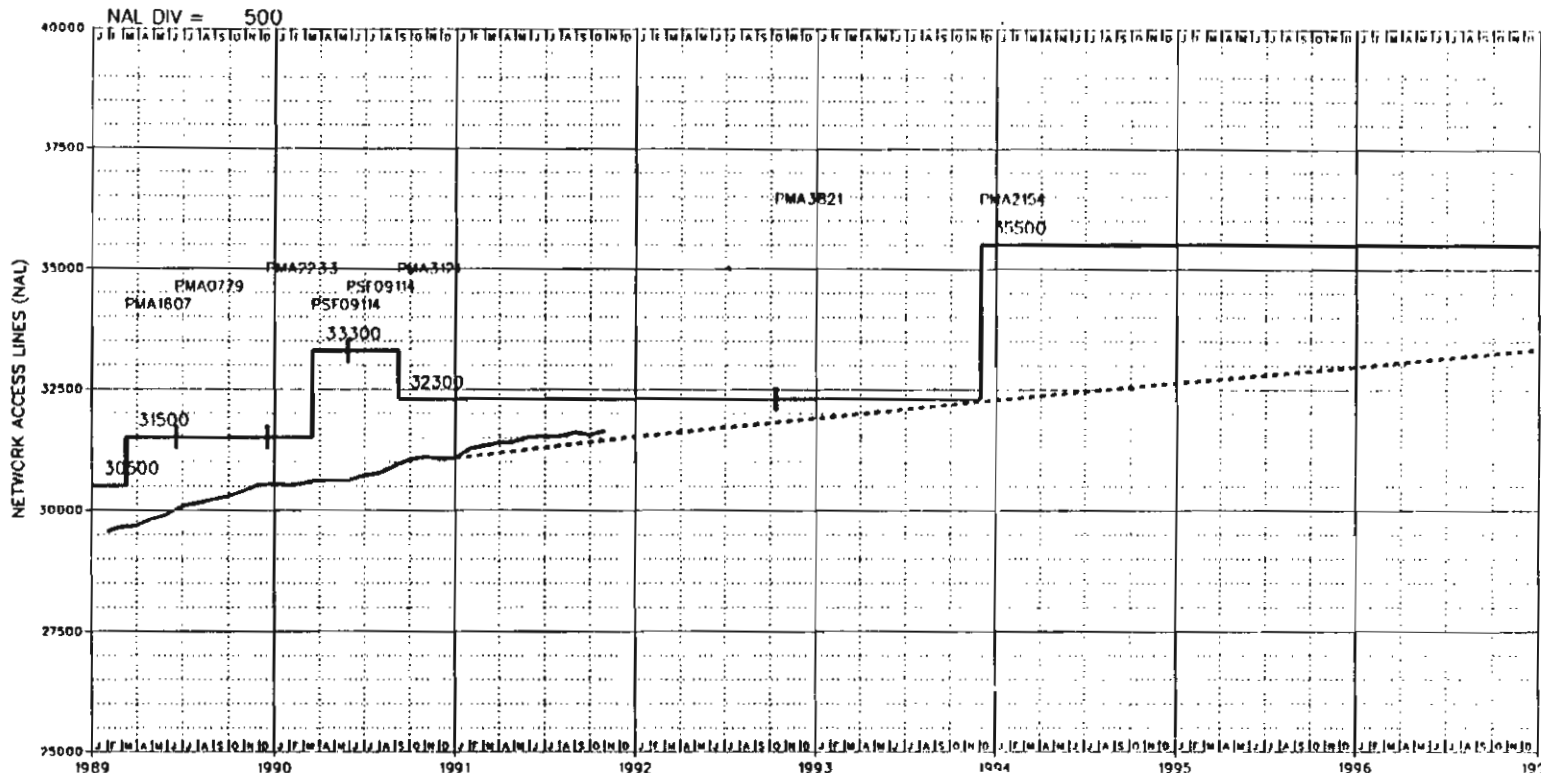
CAP EXH.	##/##/##	##/##/##
SHIP DATE	##/##/##	12/01/95
JOB DESC.	ITRA	REPL
NAL TRANS	30300	
TRANS ENT	MIAMFLAL63E	

LSEI		
NAL CAP SE	33000	33000
TC	33000	33000
LNS	31200	31200
NOS	48000	48000
ML	31200	31200
CNTRX CAP	5270	5270
INST. NOS	60000	60000
UAV ASSGN		0
ZFNOS	85.00	
INST. LNS	38912	38912
UAV ASSGN	1012	1012
ZTOTAL FILL	82.32	
LNCAP IN LNS	31200	31200
SIZING DATE	03/11/91	
NOD DUE	03/15/95	
TELCO DUE	06/15/95	
TURNOVER	03/15/95	
GENERIC SVC		
GENERIC	0	
CONC RATIO	4:1	
ENG LSF		
ENG CCS/NAL	3.79	
DESIGN BS		
MRAJ	0.00	
PROCESSOR	74500	74500
CAP TRUNK	250	250
OGTL 1K UNIT	32	
LLN/LT/SH/NM	30	30
LSR/LTS/##		0
LSH/##/L32		0
TSC/##/TSS/NP		0
ILN/##/L64		0
TOT FRS/SHL	100	
REUSE FR/SHL		
GROSS ROOMS	4370	
EXT JOB OESC	REPL	
ZCTOIP	14.70	

JOB CAT.

R

NAL DIV = 500



NOTES:

REASON FOR REISSUE:

DATE OF ISSUE: 1/25/91  
 EXCHANGE: MIAMI  
 DATABASE: LIVE

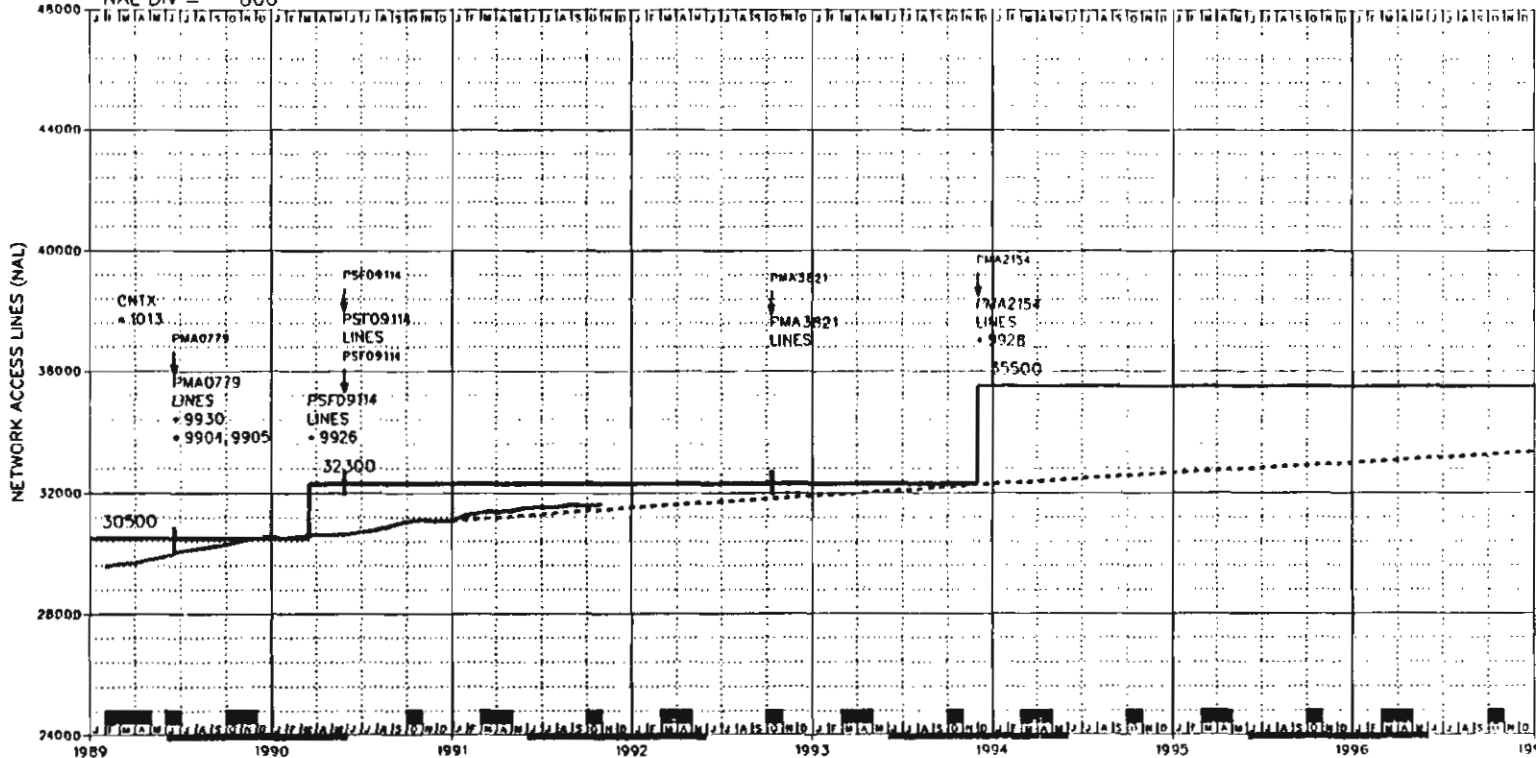
BUILDING: MIAMI BA STAT: FI  
 LATA: SOET/450  
 COMPANY: SBEL AREA: SBFS  
 DIVISION: SFSO DISTRICT: CNTI  
 EXHAUST: 01/01/99

YEAR	1989	1990	1991	1992	1993	1994	1995	1996
NAL/GAIN	29447   1089	30536   533	31069   451	31520   375	31895   385	32280   361	32641   334	32975   366
NAL/LN RATIO								

BUILDING: MIAMI LBA  
 CHART: 7.0



NAL DIV = 800



NOIFS:  
 1013 PARTY LINE TO PRIVATE  
 LINE CONVERSION  
 9904 CCS7 TRUNK SIGNALING  
 9905 TOUCHSTAR PHASE 1  
 9926 CCS ACCESS CAPABILITY  
 9928 ONA REQUIREMENTS  
 9930 CALLER ID (ICLID & CND)

REASON FOR RFISSUE:  
 1807 2010 SW 17 AVE. OBH  
 2000-2100

DATE OF ISSUE: 1/25/91  
 EXCHANGE: MIAMI  
 DATABASE: LIVE  
 EO TYPE: IAES  
 NXX:  
 250X 285 399X 854 855X 856  
 858 859

BUILDING: MIAMFLBA STATE FL  
 LATA: SOFT/460  
 COMPANY: SBEL AREA: SBFS  
 DIVISION: SF50 DISTRICT: CNTL  
 EXHAUST: 01/01/99  
 CONTACT: CMVICENS  
 NUMBER: MHOCKENBERY  
 EQ ENGINEER: CASUTION

E. A. DATE: 07/01/85  
 DIR CLOSE: 05/14/92  
 DIR DELIVER: 09/11/92  
 NAL FCST: 06/15/91  
 CCS FCST: 09/01/90  
 ENTITY CIJ: 09/19/81  
 ENTITY TERM: 01/01/99  
 LATEST NAL: 31637  
 SWITCH HOST  
 ENTITY: CHART:

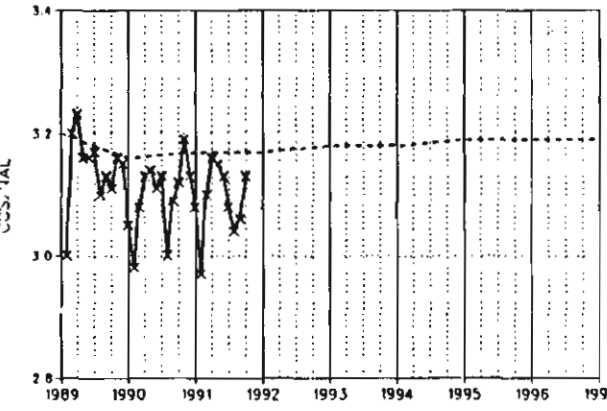
MIAMFLBA85E 7.1

YEAR	1989	1990	1991	1992	1993	1994	1995	1996	1997
NAL	29447 (A)	30535 (A)	31069 (A)	31520 (F)	31895 (F)	32280 (F)	32641 (F)	32975 (F)	33341 (F)
LINES	29447	30535	31069	31520	31895	32280	32641	32975	33341
CCS/NAL	3.20	3.16	3.17	3.17	3.18	3.18	3.19	3.19	3.19
CCS STATUS	A	A							

NAL/LN RATIO	1.00000	1.00000	1.00000	1.00000	1.00000	1.00000	1.00000	1.00000	1.00000
--------------	---------	---------	---------	---------	---------	---------	---------	---------	---------

SVC.	1989	1990	1991
DTS			
IML			
%IFFM			

JOBNUM	RDYSD	REQSD	SHIP
PMA0779	06/18/89	06/18/89	04/01/89
PSF09114	03/18/90	05/27/90	01/06/90
PSF09114	05/27/90	05/27/90	01/06/90
PMA3821	10/11/92	10/11/92	07/25/92
PMA2154	17/01/93	12/01/93	06/01/93
ENDJOB	09/30/98	09/30/98	**/*/*



REPORT: PART B  
 PAGE: 1 OF 2  
 BUILDING: MIAM BAYSHORE  
 ENT CUT: 09/19/81

ENTITY: MIAMFLB85E  
 ENT TERM: 01/01/99

LSDF SYSTEM  
 GRAPHIC PART B VERSION 1.00  
 DATABASE: LIVE

DATE: 11/25/91  
 TIME: 19:03:40  
 CHART NO.: 7.1  
 EA TYPE: 10ES

JOB/ADJ/AT	1989AT1	PMA0779	PSF09114	PSF09114	PMA3821	PMA2154
EVENT-NUM		EVT1	EVT1	EVT2	EVT1	EVT1
EVENT-DATE	02/28/89	06/18/89	03/18/90	05/27/90	10/11/92	12/01/93
RDYSD/TDATE	02/28/89	06/18/89	05/27/90	05/27/90	10/11/92	12/01/93
REQSD	**/**/**	06/18/89	05/27/90	05/27/90	10/11/92	12/01/93
CAP EXH.	**/**/**	**/**/**	**/**/**	**/**/**	**/**/**	**/**/**
SHIP DATE	**/**/**	04/01/89	01/06/90	01/06/90	07/25/92	06/01/93
JOB DESC.	CNTX	TCHSTAR	GA	TKS & GEN	TTXMTRS	GA
NAL TRANS	64					
TRANS ENT						
LSEI		SCTMF	SCA	SCA	SCA	SCA
NAL CAP SE			2200 36000			
TC		33800	3400 41300	36000	36000	36000
LNS		37900	1800 32300	41300	41300	1600 42900
NOS		30500	400 56500	32300	32300	3200 35500
ML		17000 56100	1800 32300	56500	56500	3200 56500
CNTRX CAP		30500	1000 1000	32300	32300	3200 35500
INST. NOS		10000 80000	80000	1000 1000	1000 1000	1000 1000
UAV ASSGN		-9974 14026	-488 13538	80000 80000	80000 80000	80000 80000
%FNOS		85.00	85.00	13538	13538	117 13655
INST. LNS		34816	2048 36864	85.00 36864	85.00 36864	85.00 40960
UAV ASSGN		836	49 885	885	885	4096 983
%TOTAL FILL		89.10	89.70	89.70	89.70	88.80
LNCAP IN LNS		30500	1800 32300	32300	32300	3200 35500
SIZING DATE			08/09/89	08/09/89	09/29/91	07/22/91
NDO OUE		05/28/88	06/04/89	06/04/89	09/29/91	01/01/93
TELCO OUE		09/24/88	10/01/89	10/01/89	01/26/92	03/01/93
TURNOVER		06/18/89	11/30/90	11/30/90	10/11/92	12/01/93
GENERIC SVC						
GENERIC		1AE10	1AE10	1AE11	1AE11	1AE11
CONC RATIO		4:1	4:1	4:1	4:1	4:1
ENG LSC						
ENG CCS/NAL		2.98	3.21	3.21	3.21	3.22
DESIGN BS						
MRAJ		0.00	44.48	0.00	0.00	57.95
PROCESSOR		-5300 62400	-7100 55300	55300	55300	55300
CAP TRUNK		160	160	20 180	180	20 200
DGTL TK UNIT		0	0	1	0	1
LLN/LT/SH/NM		9	9	9	9	10
LSR/LTS/=/		34	2 36	36	36	4 40
LSH/=/L32						
TSC/=/TSS/NP		28	28	4 32	32	8 40
TLN/=/L64		2048	2048	2048	2048	2048
TOT FRS/SHL		3	3	0	0	7
REUSE FR/SHL		0	2	0	0	7
GPSS ADDNS		337	270	0	150	750
EXT JOB DESC		TCHSTAR	GROWTH/ROON	TLN.OCT/1AE1	TTXMTRS/OCT	LLN
%CTDIP		7.20	7.30	7.30	7.30	8.20

JOB CAT.

M

A

T

M

A

REPORT: PART B  
PAGE: 2 OF 2  
BUILDING: MIAM BAYSHORE  
ENT CUT: 09/19/81

ENTITY: MIAMFLB85E  
ENT TERM: 01/01/99

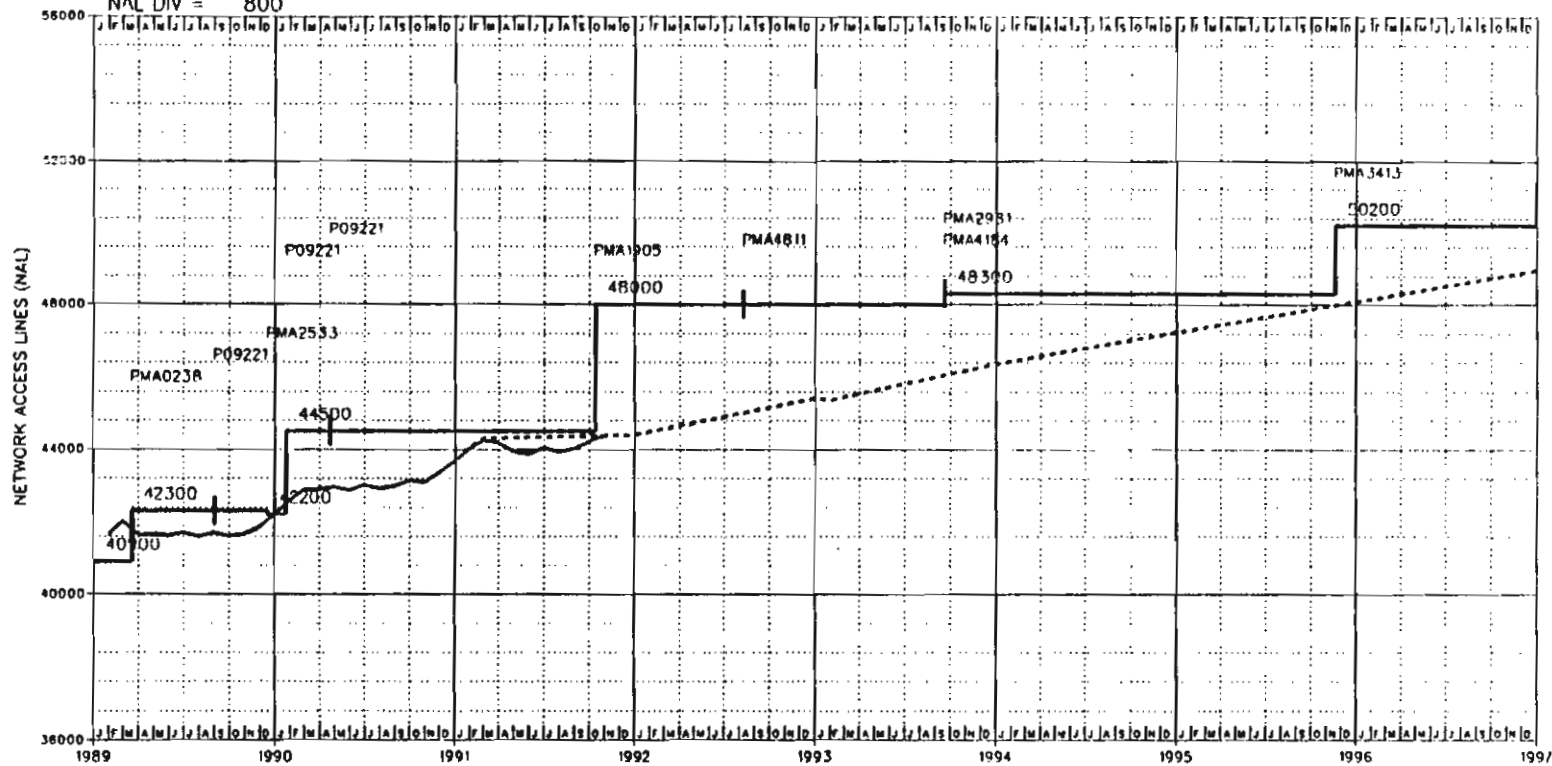
LSDF SYSTEM  
GRAPHIC PART B VERSION 1.00  
DATABASE: LIVE

DATE: 11/25/91  
TIME: 19:03:40  
CHART NO.: 7.1  
EQ TYPE: IAES

JOB/ADJ/AT	1998AT1	ENDJOB	
EVENT-NUM		EVT1	
EVENT-DATE	09/30/98	09/30/98	
ROYSO/TDATE	09/30/98	09/30/98	
REQSO	##/##/##	09/30/98	
CAP EXH.	##/##/##	##/##/##	
SHIP DATE	##/##/##	##/##/##	
JOB DESC.	ITRA	DISP	
NAL TRANS	-34565		
TRANS ENT	MIAMFLB85O		
LSEI		SCA	
NAL CAP SE		-36000	0
TC		-42900	0
LNS		-35500	0
NOS		-56500	0
ML		-35500	0
CNTRX CAP		-1000	0
INST. NOS		-80000	0
UAV ASSGN		-13655	0
ZFNOS			
INST. LNS		-40960	0
UAV ASSGN		-983	0
ZTOTAL FILL			
LNCAP IN LNS			
SIZING DATE		07/16/91	
NDO DUE			
TELCO DUE			
TURNOVER		09/30/98	
GENERIC SVC			
GENERIC			
CONC RATIO			
ENG LSF		0.00	
ENG CCS/NAL			
DESIGN BS			
MRAJ		0.00	
PROCESSOR		-55300	0
CAP TRUNK		-200	0
OGTL TK UNIT		0	
LLN/LI/SM/NM		-10	0
LSR/LTS/=/		-40	0
LSH/=/L32			0
TSC/=/T55/NP		-40	0
TLN/=/L64			2048
TOT FR5/SHL		0	
REUSE FR/SHL		0	
GROSS ADDNS		0	
EXT JOB DESC		END JOB	
ZCTDIP		7.40	

JOB CAT.

NAL DIV = 800



NOTES:

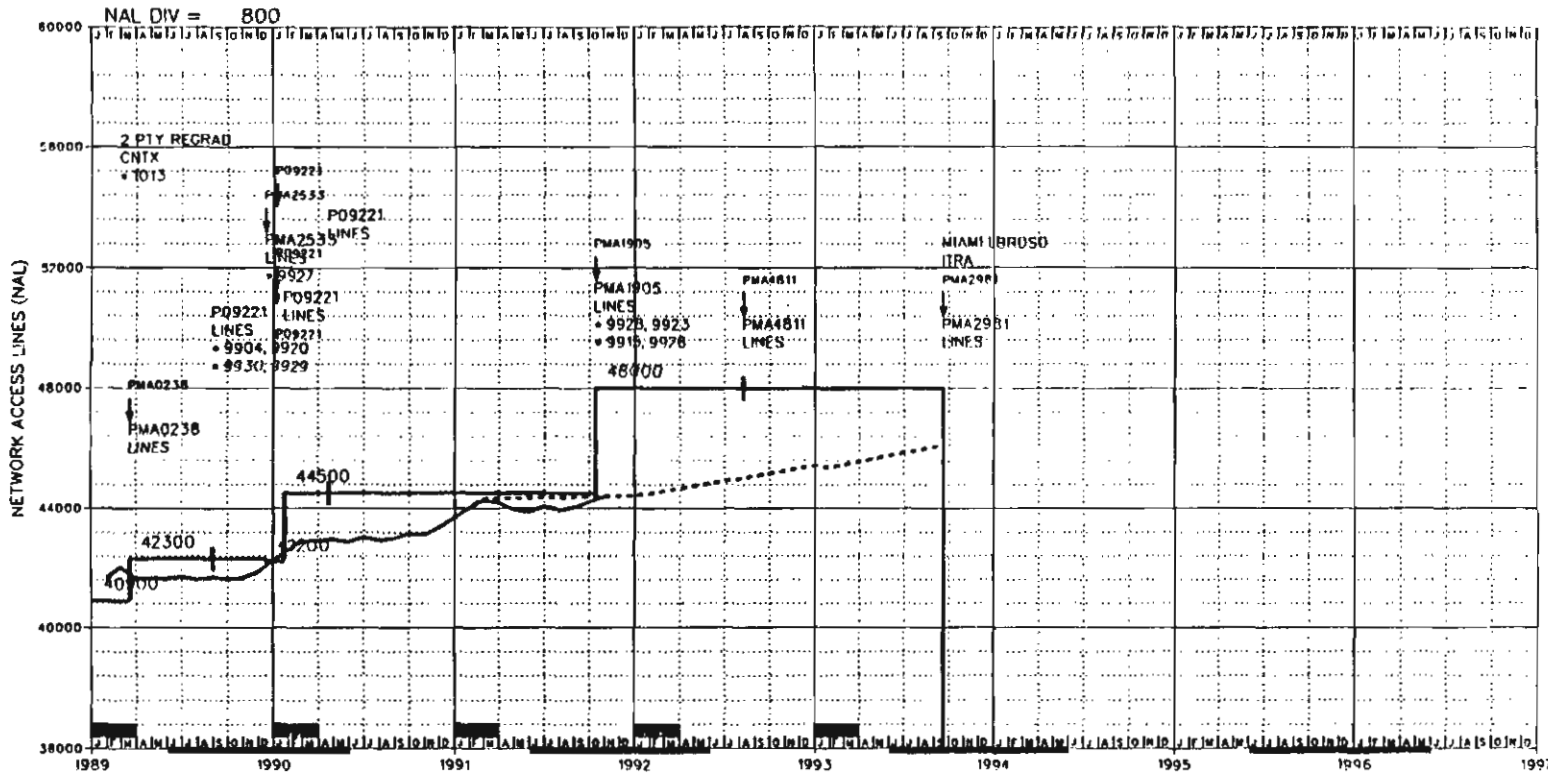
REASON FOR REISSUE:

DATE OF ISSUE: 11/25/91  
 EXCHANGE: MIAMI  
 DATABASE: LIVE

BUILDING: MIAMFLBR STATE: FL  
 LATA: 5061/460  
 COMPANY: SBE AREA: SBE S  
 DIVISION: SFNO DISTRICT: MTRO  
 EXHAUST: 01/01/99

YEAR	1989	1990	1991	1992	1993	1994	1995	1996
NAL/GAIN	41317   872	42189   1473	43662   741	44403   1015	45418   940	46358   875	47233   851	48084   875
NAL/LN RATIO								

BUILDING: MIAMFLBR CHART: 8.0



NOTES:  
 1013 PARTY LINE TO PRIVATE LINE CONVERSION  
 9904 CCS7 TRUNK SIGNALING  
 9915 MINIMUM SIZE JOB  
 9920 SSF/800 LOCATION  
 9923 TRFD EARLY FOR BUSY SEASON  
 9926 CCS ACCESS CAPABILITY  
 9927 ADVANCED TOLL INTEGRITY CHECKING SYSTEM  
 9928 ONA REQUIREMENTS  
 9929 TOUCHSTAR PHASE I & II  
 9930 CALLER ID (CLID & CND)  
 9905 TOUCHSTAR PHASE I

REASON FOR REISSUE:  
 1817 1550 LENOX AVE. OBH  
 1000-1100

DATE OF ISSUE: 11/25/91  
 EXCHANGE: MIAMI  
 DATABASE: LIVE  
 EO TYPE: 1AES  
 NXX:  
 531 532 534 535S 538 672  
 673 674

BUILDING: MIAMI BR STAT: FI  
 LATA: SOET/460  
 COMPANY: SBEL AREA: SBFS  
 DIVISION: SFND DISTRICT: MIRO  
 EXHAUST: 01/01/99  
 CONTACT: JI BAKER  
 NUMBER: MVHOCKENBERRY  
 EO ENGINEER: CHMITCHELL

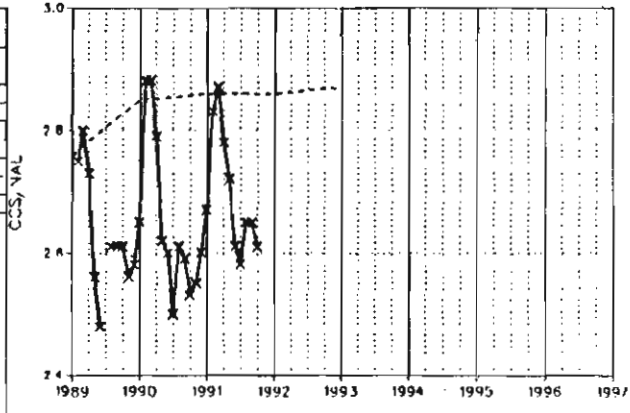
E. A. DATE: 03/25/85  
 DIR CLOSE: 05/14/92  
 DIR DELIVER: 09/11/92  
 NAL FCST: 06/15/91  
 CCS FCST: 08/01/90  
 ENTITY CUT: 11/19/70  
 ENTITY TERM: 09/19/93  
 LATEST NAL: 44376  
 SWITCH HOST  
 ENTITY:

MIAMFLBRG/A CHART: 8.1

YEAR	1989	1990	1991	1992	1993	1994	1995	1996	1997
NAL	41317 (A)	42189 (A)	43662 (A)	44403 (F)	45418 (F)				
LINES	41317	42189	43662	44403	45418				
CCS/NAL	2.76	2.85	2.86	2.86	2.87				
CCS STATUS	A	A							

SVC.	1989	1990	1991
DTS			
IML			
%IFFM			

JOBNUM	RDYSD	REQSD	SHIP
PMA0238	03/19/89	03/19/89	07/07/88
P09221	09/01/89	01/07/90	05/13/89
PMA2333	12/17/89	12/17/89	10/02/89
P09221	01/24/90	01/07/90	05/13/89
P09221	04/22/90	01/07/90	10/01/89
PMA1905	10/13/91	10/13/91	04/27/91
PMA4811	08/09/92	08/09/92	07/04/92
PMA2981	09/19/93	09/19/93	--/--/--



REPORT: PART B  
 PAGE: 1 OF 2  
 BUILDING: MIAM BEACH  
 ENT CUT: 11/19/70

ENTITY: MIAMFLBR67A  
 ENT TERM: 09/19/93

LSDP SYSTEM  
 GRAPHIC PART B VERSION 1.00  
 DATABASE: LIVE

DATE: 11/25/91  
 TIME: 19:54:41  
 CHART NO.: 8.1  
 EQ TYPE: IAES

JOB/ADJ/AT 1989AT1  
 EVENT-NUM  
 EVENT-DATE 02/28/89  
 RDTSD/TOATE 02/28/89  
 REQSD  
 CAP EXH. ■■/■■/■■  
 SHIP DATE ■■/■■/■■  
 JOB DESC. CNTX  
 NAL TRANS 262  
 TRANS ENT 2 PTY REGRAD

PMA0238  
 EVT1  
 03/19/89  
 03/19/89  
 03/19/89  
 12/01/88  
 07/02/88  
 GA

P09221  
 EVT1  
 09/01/89  
 04/22/90  
 01/07/90  
 ■■/■■/■■  
 05/13/89  
 GENERIC

PMA2533  
 EVT1  
 12/17/89  
 12/17/89  
 12/17/89  
 ■■/■■/■■  
 10/02/89  
 GA-ATICS

P09221  
 EVT2  
 01/24/90  
 04/22/90  
 01/07/90  
 ■■/■■/■■  
 05/13/89  
 GA

P09221  
 EVT3  
 04/22/90  
 04/22/90  
 01/07/90  
 ■■/■■/■■  
 10/01/89  
 MISC

LSE1  
 NAL CAP SE  
 IC  
 LNS  
 NOS  
 ML  
 CNTRX CAP  
 INST. NOS  
 UAY ASSGN  
 %FNDS  
 INST. LNS  
 UAY ASSGN  
 %TOTAL FILL  
 LNCAP IN LNS  
 SIZING DATE  
 NDO DUE  
 TELCO DUE  
 TURNOVER  
 GENERIC SVC  
 CONC RATIO  
 ENG LSF  
 ENG CCS/NAL  
 DESIGN BS  
 MRAJ  
 PROCESSOR  
 CAP TRUNK  
 OGTL TK UNIT  
 LLN/LI/SM/NM  
 LSR/LTS/■/■  
 LSH/■/■/L32  
 TSC/■/TSS/NP  
 TLN/■/■/L64  
 TDT FRS/SHL  
 REUSE FR/SHL  
 CROSS ADDNS  
 EXT JOB DESC  
 ZCTOIP

XMTR-MF  
 50100  
 7400 64800  
 1400 42300  
 -800 54100  
 1400 42300  
 1000  
 70000  
 900 6324  
 85.00  
 4096 51200  
 102 1280  
 84.70  
 1400 42300  
 09/30/87  
 09/19/87  
 11/26/87  
 11/05/88  
 1AE9.08  
 4:1  
 2.84  
 8.97  
 -21700 70200  
 20 120  
 1  
 13  
 4 22  
 56  
 4 40  
 1024  
 8  
 0  
 570  
 ILLN&TLN/DCT  
 11.09

XMTR-MF  
 50100  
 64800  
 42300  
 54100  
 42300  
 1000  
 70000  
 6324  
 85.00  
 51200  
 1380  
 84.74 42300  
 09/09/86  
 07/09/88  
 11/05/88  
 04/22/90  
 1AE10.04  
 4:1  
 2.84  
 4.99  
 70200  
 140  
 1  
 13  
 22  
 56  
 4 44  
 1024  
 0  
 0  
 0  
 GEN&APS/CCS7  
 12.30

XMTR-MF  
 50100  
 64800  
 -100 42200  
 -100 54000  
 -100 42200  
 1000  
 70000  
 6424  
 85.00  
 51200  
 1380  
 84.70  
 -100 42200  
 09/09/86  
 09/20/89  
 12/17/89  
 1AE10.05  
 4:1  
 2.84  
 0.69  
 70200  
 140  
 0  
 13  
 22  
 56  
 44  
 1024  
 0  
 0  
 15  
 ATICS  
 12.30

XMTR-MF  
 600 50700  
 4500 69300  
 2300 44500  
 54000  
 44500  
 1100  
 70000  
 1590  
 79.00  
 53248  
 1431  
 86.00  
 44500  
 09/09/86  
 07/09/88  
 11/05/88  
 04/22/90  
 1AE10.06  
 4:1  
 2.76  
 20.60  
 -7800 62400  
 140  
 0  
 13  
 24  
 56  
 44  
 1024  
 11  
 3  
 1353  
 100% RMA/LLN  
 11.00

XMTR-MF  
 50700  
 69300  
 44500  
 54000  
 44500  
 1100  
 70000  
 1590  
 79.00  
 53248  
 1431  
 86.00  
 44500  
 04/22/90  
 1AE10.06  
 4:1  
 2.76  
 28.06  
 62400  
 140  
 0  
 13  
 24  
 56  
 44  
 1024  
 0  
 0  
 0  
 MEM.CALL/SMT  
 11.00

JOB CAT.

A

G

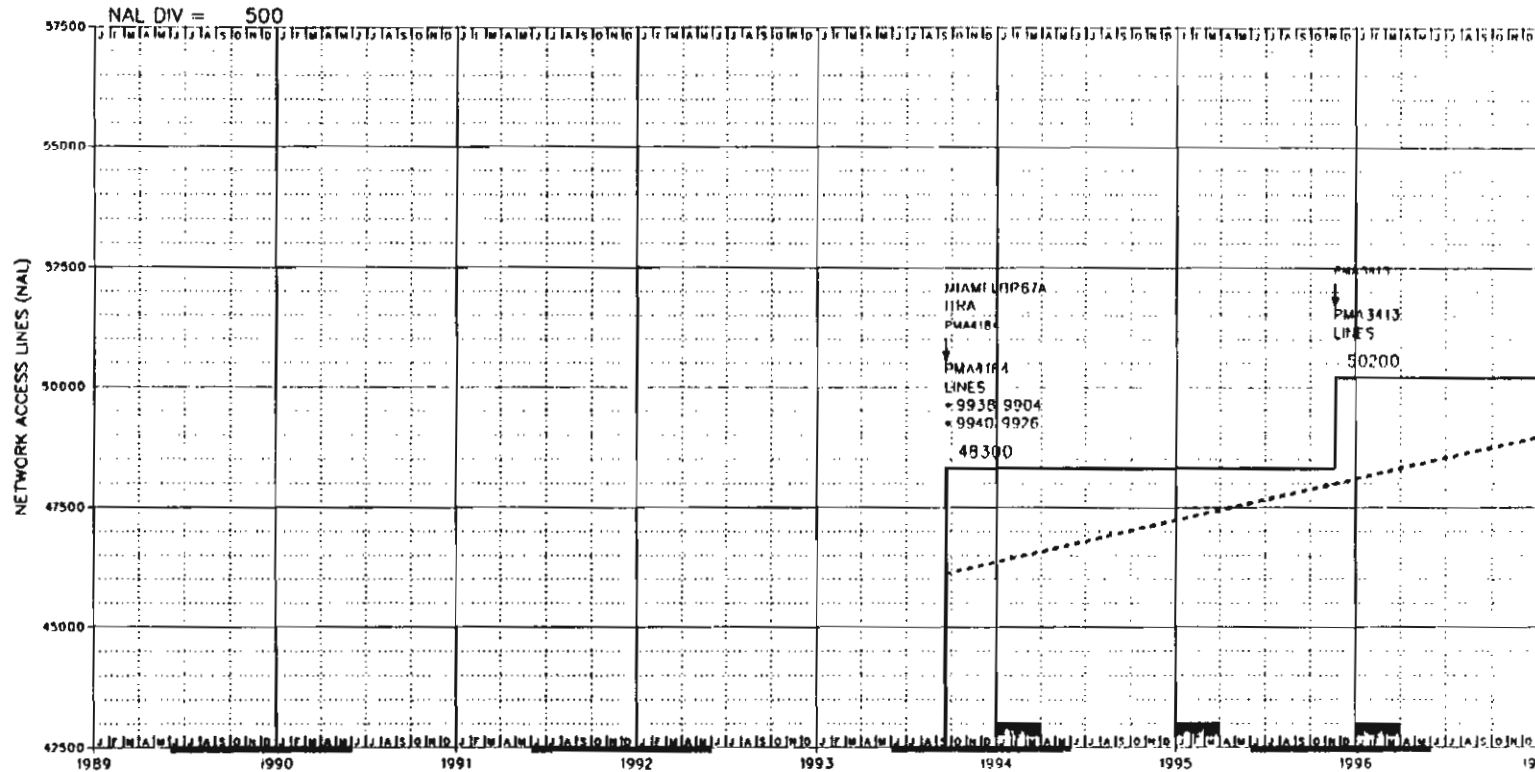
A

A

A



NAL DIV = 500



NOTES:  
 9904 CCS7 TRUNK SIGNALING  
 9926 CCS ACCESS CAPABILITY  
 9938 ISDN PRIMARY RATE INTERFACE (PRI)  
 9940 CALL FWD-DONT-ANSWER AFTER CALL WAITING

REASON FOR REISSUE:  
 1817 1550 LENOX AVE. OBN  
 1000-1100

DATE OF ISSUE: 11/25/91  
 EXCHANGE MIAMI  
 DATABASE: LIVE  
 EQ TYPE: DCTL  
 NXX  
 531F 532F 534F 535F 536F 672F  
 673F 674F

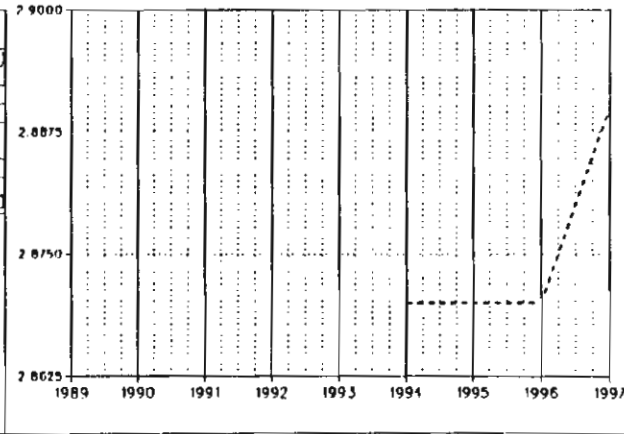
BUILDING MIAMI DR STAG F1  
 LATA SOE1/450  
 COMPANY SBEL AREA SBFS  
 DIVISION SRNO DISTRICT MTRO  
 EXHAUST: 01/01/99  
 CONTACT: JLBAKER  
 NUMBER UNKNOWN  
 EQ ENGINEER UNKNOWN  
 E. A. DATE 09/05/93  
 DIR CLOSE 05/14/92  
 DIR DELIVER 09/11/92  
 NAL FCST 02/15/91  
 CCS FCST 07/01/90  
 ENTITY CMT 09/19/93  
 ENTITY TEPM 01/01/10

ENTITY: MIAMFLBRDSO  
 CHART: 8.2

YEAR	1989	1990	1991	1992	1993	1994	1995	1996	1997
NAL						46358 (f)	47233 (f)	48084 (f)	48959 (f)
LINES						46358	47233	48084	48959
CCS/NAL						2.87	2.87	2.87	2.89
CCS STATUS									
NAL/LN RATIO						1.00000	1.00000	1.00000	1.00000
SVC									
DTS									
IML									
%IFFM									

JOBNUM	RDYSD	REQSD	SHIP
PMA4184	09/19/93	09/19/93	01/09/93
PMA3413	11/19/95	11/19/95	08/17/95
ENDJOB	07/13/97	07/13/97	02/08/97





REPORT: PART B  
 PAGE: 1 OF 1  
 BUILDING: MIAM BEACH  
 ENT CUT: 09/19/93

ENTITY: MIAMFLBROSO  
 ENT TERM: 01/01/10

LSDP SYSTEM  
 GRAPHIC PART B VERSION 1.00  
 DATABASE: LIVE

DATE: 11/25/91  
 TIME: 19:54:41  
 CHART NO.: 8.2  
 EO TYPE: DGL

JOB/ADJ/AT 1993A11  
 EVENT-NUM  
 EVENT-DATE 09/19/93  
 ROYSD/TOATE 09/19/93  
 REQSD  
 CAP EXH. ■■/■■/■■  
 SHIP DATE ■■/■■/■■  
 JOB DESC. ITRA  
 NAL TRANS 46100  
 TRANS ENT MIAMFLB867A

PMA4184  
 EVT1  
 09/19/93  
 09/19/93  
 09/19/93  
 ■■/■■/■■  
 ■■/■■/■■  
 01/09/93  
 REPL

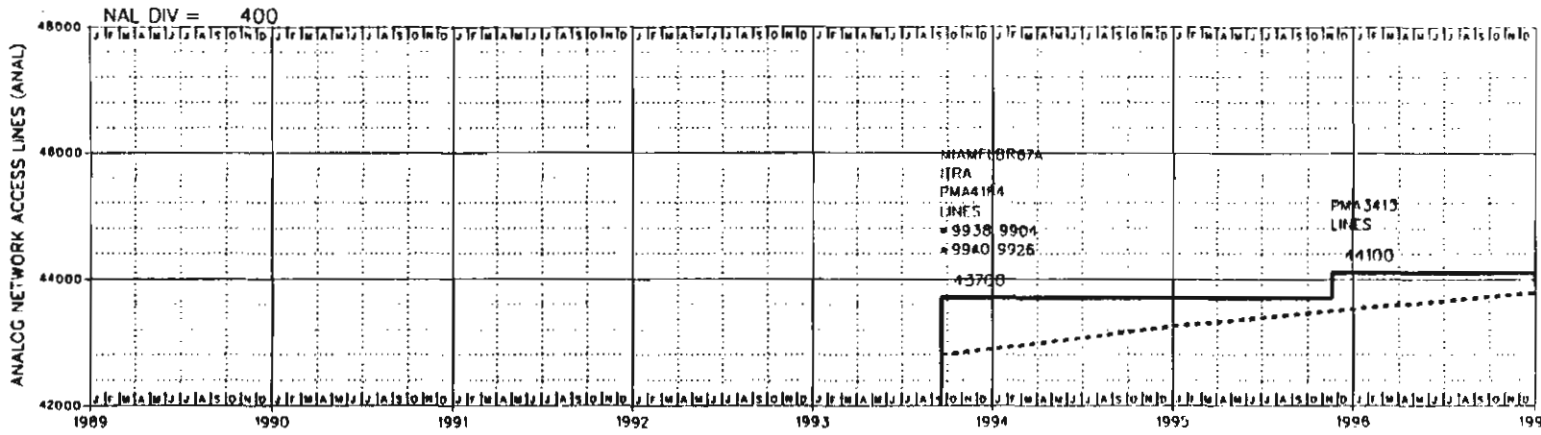
PMA3413  
 EVT1  
 11/19/95  
 11/19/95  
 11/19/95  
 ■■/■■/■■  
 ■■/■■/■■  
 06/17/95  
 GA

ENOJOB  
 EVT1  
 07/13/97  
 07/13/97  
 07/13/97  
 ■■/■■/■■  
 ■■/■■/■■  
 02/08/97  
 GA

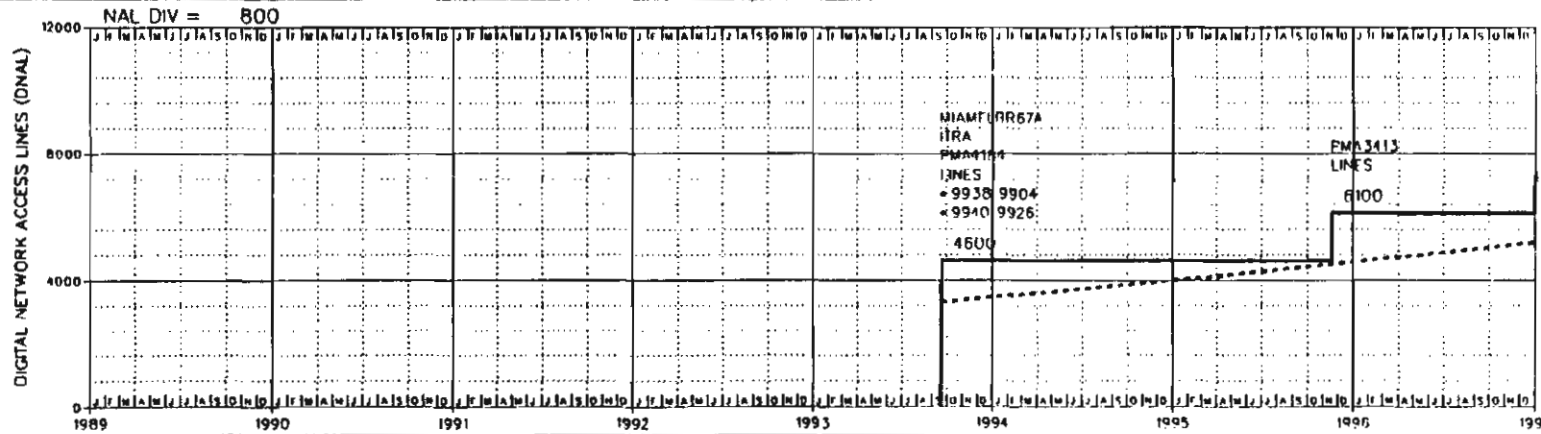
LSE1	NTW	NTW	NTW	NTW	NTW	
NAL CAP SE	67700	67700	2700	70400	2600	73000
TC	67700	67700	2700	70400	2600	73000
LNS	48300	48300	1900	50200	1200	51400
NOS	54100	54100		54100	400	54500
ML	48300	48300	1900	50200	1200	51400
CNTRX CAP	1100	1100		1100		1100
INST. NOS	70000	70000		70000		70000
UNV ASSGN	1531	1531		1531		1531
%FNOS	79.00		79.00		79.00	
INST. LNS	59328	59328	2912	62240	1824	64064
UNV ASSGN	1482	1482		1482	12	1494
%TOTAL FILL	83.46		82.75		82.15	
LNCAP IN LNS	48300	48300	1900	50200	1200	51400
SIZING DATE	03/19/91		03/13/91		03/11/91	
NOD DUE	03/07/92		08/20/94		04/13/96	
TELCO DUE	07/04/92		12/17/94		08/10/96	
TURNOVER	05/29/93		11/19/95		07/13/97	
GENERIC SVC			SE8		SE8	
GENERIC						
CONC RATIO	8:1					
ENG LSF						
ENG CCS/NAL	2.87		2.89		2.89	
DESIGN BS						
MRAJ	25.99		0.00		0.00	
PROCESSOR	100000	100000		100000		100000
CAP TRUNK	216	216	16	232	128	360
DGTL TK UNIT	27		1			
LLN/LT/SM/NM	29	29	1	30		30
LSR/LTS/■/■						
LSH/■/■/L32						
TSC/■/TSS/NP	216	216	14	230	5	235
TLN/■/■/L64						
TOT FRS/SHL	92		4		0	
REUSE FR/SHL	0		0		0	
GROSS ADDNS	6200		850		300	
EXT JOB DESC						
%CTDIP	11.00		11.00		11.00	

JOB CAT.

1



YEAR	1989	1990	1991	1992	1993	1994	1995	1996	1997
NAL						42893 (F)	43252 (F)	43526 (F)	43780 (F)
ANLG LNS						42893	43252	43526	43780
CCS/NAL						2.87	2.87	2.87	2.89
ACCS ACTUAL									
NAL/LN RATIO						1.00000	1.00000	1.00000	1.00000



YEAR	1989	1990	1991	1992	1993	1994	1995	1996	1997
NAL						3465 (F)	3981 (F)	4558 (F)	5179 (F)
DCIL CCS/NAL						2.87	2.87	2.87	2.89
DCCS ACTUAL						56	64	72	80
SLC SYS									0
URBAN SYS									0
NAL/LN RATIO						1.00000	1.00000	1.00000	1.00000

NOTES:  
 9904 CCS TRUNK SIGNALING  
 9926 CCS ACCESS CAPABILITY  
 9938 ISDN PRIMARY RATE  
 INTERFACE (PRI)  
 9940 CALL FWD-DONT-ANSWER  
 AFTER CALL WAITING

REASON FOR REISSUE:  
 1817 1550 LENOX AVE. ORH  
 1000-1100

DATE OF ISSUE: 1/25/91  
 EXCHANGE: MIAMI  
 DATABASE: IVF  
 EO TYPE: DGTL  
 ANALOG

BUILDING: MIAM BFACH  
 SWITCH: 1108T  
 FCST DATE: 02/15/91  
 LATEST ANAL: -998998  
 CONTACT: JI BAKER  
 CONTACT NO.: UNKNOWN  
 EQUIP ENGR: UNKNOWN

DIGITAL  
 DLFCST DATE: 12/01/90  
 LATEST DNAL: -998998  
 LATEST SLC: -998998  
 LATEST URBN: -998998  
 LATEST D117: -998998

ENTITY: MIAMFLBRDSO  
 CIART: 8.2

REPORT: PARTB  
 PAGE: 1 OF 1  
 BUILDING: MIAM BEACH  
 ENT CUT: 09/19/93

ENTITY: MIAMFLBROSO  
 ENT TERM: 01/01/10

LSDP SYSTEM  
 DIGITAL PART B VERSION 1.00  
 DATABASE: LIVE

DATE: 11/25/91  
 TIME: 19:54:41  
 CHART NO.: 8.2  
 EO TYPE: OCTL

JOB/ADJ/AT	1993AT1	PMA4184	PMA3413	ENOJOB
EVENT-NUM		EVT1	EVT1	EVT1
EVENT-DATE	09/19/93	09/19/93	11/19/95	07/13/97
RDYSD/TORTE	09/19/93	09/19/93	11/19/95	07/13/97
REQSO	##/##/##	09/19/93	11/19/95	07/13/97
CAP EXH.	##/##/##	##/##/##	##/##/##	##/##/##
SHIP DATE	##/##/##	01/09/93	06/17/95	02/08/97
JOB DESC.	ITRA	REPL	CA	CA
TRANS ENT	MIAMFLB67A			

ANALOG SECTION -----

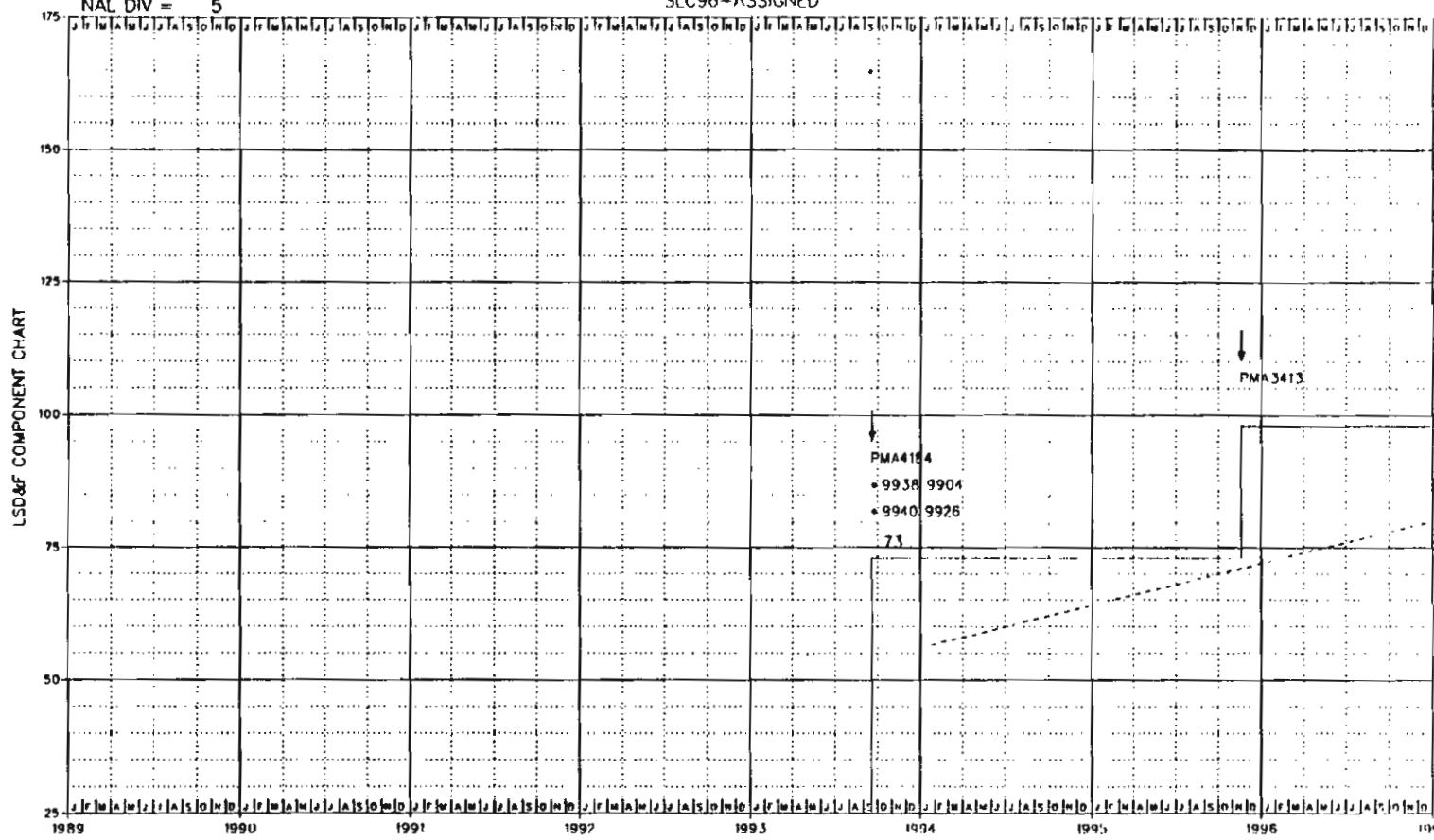
NAL TRANS	42800					
NAL CAP TC		60000	60000	60000	600	60600
LNS		43700	43700	400	44100	44100
ML		43700	43700	400	44100	44100
LINE UNITS		102	102		103	103
INST. LNS		52224	52224	512	52736	52736
URV ASSGN		1386	1386		1386	1398
ZFILL		86.00		86.00	86.00	
ALNCRP LNS		43700	43700	400	44100	44100
AENG CCS NAL		2.87		2.89	2.89	
ANLC DEF LNS		0	0	0	0	0
ISON CAP TC		310	310		310	290
ISON CAP LNS		310	310		310	290
ISON CAP ML		310	310		310	290
ISON LN MOO		1	1		1	1
ISDN INS LNS		320	320		320	704
ISDN URV LNS		10	10		10	414
ISDN ZFILL		100.00		100.00	100.00	
ISON ENG CCS		16.00		16.00	16.00	

DIGITAL SECTION -----

NAL TRANS	3300					
NAL CAP TC		7700	7700	2700	10400	2000
LNS		4600	4600	1500	6100	1200
ML		4600	4600	1500	6100	1200
LINE UNITS		19	19		25	30
INST. LNS		7104	7104	2400	9504	1824
URV ASSGN		96	96		96	96
ZFILL		65.00		65.00	65.00	65.00
OLNCRP LNS		4600	4600	1500	6100	1200
OENG CCS NAL		2.87		2.89	2.89	2.89
CAP SLC SYS		73	73	25	98	20
ENG SLC MD 1		73	73	25	98	20
ENG SLC MD2		0	0		0	0
DEF SLC SYS		0	0		0	0
CAP URBN SYS		0	0		0	0
DEF URBN SYS		0	0		0	0
CAP DMS112		0	0		0	0
SLC OLU		19	19	6	25	5
URBAN OLU		0	0		0	30

NAL DIV = 5

SLC96-ASSIGNED



NOTES:  
 9904 CCS7 TRUNK SIGNALING  
 9926 CCS ACCESS CAPABILITY  
 9938 ISDN PRIMARY RATE  
 INTERFACE (PRI)  
 9940 CALL FWD-DONT-ANSWER  
 AFTER CALL WAITING

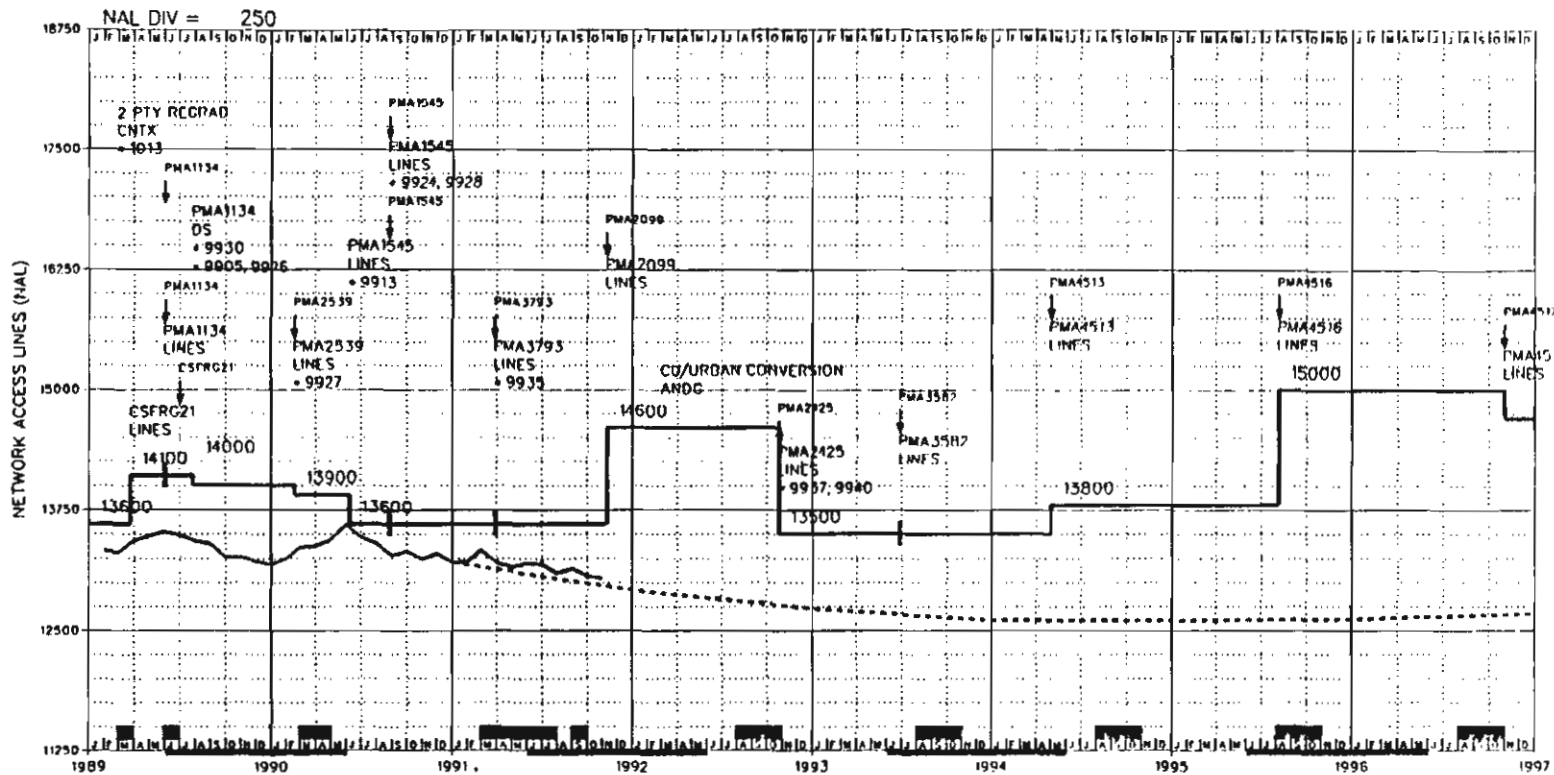
REASON FOR REISSUE:  
 1817 1550 LENOX AVE. OBH  
 1000-1100

DATE OF ISSUE: 11/25/91  
 EXCHANGE: MIAMI  
 DATABASE: LIVE  
 EQ TYPE: DGIL  
 NXX: 531F 532F 534F 535F 538F  
 672F 673F 674F

BUILDING: MIAMI TRP STATE: FL  
 LATA: SOE1/460  
 COMPANY: SRE1 AREA: SOFS  
 DIVISION: SFNO DISTRICT: MIRO  
 EXHAUST: 01/01/99  
 CONTACT: JLBAKER  
 NUMBER: UNKNOWN

YEAR	1989	1990	1991	1992	1993	1994	1995	1996
DEMAND/GAIN						56 (F) 8	64 (F) 8	72 (F) 8
SLC MODE 1C						0	0	0
SLC MODE 1I						56	64	72
SLC MODE 2C						0	0	0
SLC MODE 2I						0	0	0

ENTITY: MIAMFLBRDSO  
 CHART: 8.2



NOTES:  
 1013 PARTY LINE TO PRIVATE LINE CONVERSION.  
 9905 TOUCHSTAR PHASE I  
 9913 SUPERNODE PPROCESSOR  
 9924 TOUCHSTAR PHASE II  
 9926 CCS ACCESS CAPABILITY  
 9927 ADVANCED TOLL INTEGRITY CHECKING SYSTEM  
 9928 OMA EQUIPMENTS  
 9930 CALLER ID (ICLID & CND)  
 9935 1+ COIN FOLIAL ACCESS  
 9937 CARRIER IDENT. COEF (CIC) EXPAN. (FG R)  
 9940 CALL FWD-DONT-ANSWER AFTER CALL WAITING

REASON FOR REISSUE:  
 1821 251NW 29 ST OBH  
 1000-1100

DATE OF ISSUE: 11/25/91  
 EXCHANGE: MIAMI  
 DATABASE: LIVE  
 EQ TYP: D100  
 NXX  
 334X 5715 573 576

BUILDING: MIAMFLBC STAF: FI  
 LATA: SOEY460  
 COMPANY: SBEL AREA: SBI'S  
 DIVISION: SFNO DISTRICT: MTRO  
 EXHAUST: 01/01/99  
 CONTACT: RLGORE  
 NUMBER: CYHADLEY  
 EQ ENGINEER: BWPRA11

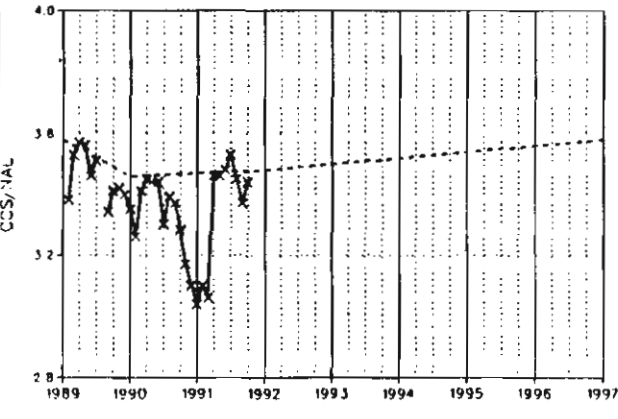
E. A. DATE: 12/19/87  
 DIR CLOSE: 05/14/92  
 DIR DELIVER: 09/11/92  
 NAL FCST: 06/15/91  
 CCS FCST: 08/15/91  
 ENTITY CUT: 11/21/87  
 ENTITY TERM: 01/01/99  
 LATEST NAL: 13044  
 SWITCH HOST

ENTITY: MIAMFLBCSO  
 CHART: 9.0

YEAR	1989	1990	1991	1992	1993	1994	1995	1996	1997
NAL	13282 (A)	13183 (A)	13205 (A)	12918 (F)	12728 (F)	12608 (F)	12606 (F)	12617 (F)	12675 (F)
LINES	13282	13183	13205	12918	12728	12608	12606	12617	12675
CCS/NAL	3.58	3.46	3.47	3.48	3.50	3.52	3.54	3.56	3.58
CCS STATUS	A	A	A						

NAL/LN RATIO	1.00000	1.00000	1.00000	1.00000	1.00000	1.00000	1.00000	1.00000	1.00000
--------------	---------	---------	---------	---------	---------	---------	---------	---------	---------

SVC.	1989	1990	1991	JOBNUM	RDYSU	REOSD	SHIP
DTS	CCS	CCS	CCS	CSFRG21	03/25/89	07/02/89	03/11/89
	CCS	CCS	CCS	PMA1134	08/02/89	08/02/89	04/14/89
	CCS	CCS	CCS	PMA1134	07/26/89	08/02/89	04/14/89
	CCS	CCS	CCS	PMA2539	02/18/90	02/18/90	11/18/89
IML				PMA1545	06/06/90	08/21/90	03/30/90
				PMA1545	08/21/90	08/21/90	03/30/90
				PMA3793	03/29/91	03/29/91	01/26/91
%IFFM				PMA2099	11/10/91	11/10/91	08/02/91



REPORT: PART B  
 PAGE: 1 OF 3  
 BUILDING: MIAM BISCAYNE  
 ENT CUT: 11/21/87

ENTITY: MIAMFLBCOSO  
 ENT TERM: 01/01/99

LSDP SYSTEM  
 GRAPHIC PART B VERSION 1.00  
 DATABASE: LIVE

DATE: 11/25/91  
 TIME: 19:54:41  
 CHART NO.: 9.0  
 EQ TYPE: 0100

JOB/AOJ/AT 1989AT1  
 EVENT-NUM  
 EVENT-DATE 02/28/89  
 ROYSO/TOATE 02/28/89  
 REQSO  
 CAP EXH. ■■■/■■■  
 SHIP DATE ■■■/■■■  
 JOB OESC. CNTX  
 NAL TRANS S  
 TRANS ENT 2 PTY REGRAD

CSFRG21  
 EVT1  
 03/25/89  
 03/25/89  
 07/02/89  
 ■■■/■■■  
 03/11/89  
 CAROS

PMA1134  
 EVT1  
 06/02/89  
 07/28/89  
 06/02/89  
 ■■■/■■■  
 04/14/89  
 \*GENERIC

PMA1134  
 EVT2  
 07/28/89  
 07/28/89  
 06/02/89  
 ■■■/■■■  
 04/14/89  
 TOUCHSTAR

PMA2539  
 EVT1  
 02/18/90  
 02/18/90  
 02/18/90  
 ■■■/■■■  
 11/18/89  
 ATICS

PMA1545  
 EVT1  
 06/08/90  
 08/27/90  
 08/27/90  
 ■■■/■■■  
 03/30/90  
 SN-20 SUPERNODE

LSE1  
 NAL CAP SE  
 TC  
 LNS  
 NOS  
 ML  
 CNTX CAP  
 INST. NOS  
 UAY ASSGN  
 %FNOS  
 INST. LNS  
 UAY ASSGN  
 %TOTAL FILL  
 LNCAP IN LNS  
 SIZING DATE  
 NOD DUE  
 TELCO DUE  
 TURNOVER  
 GENERIC SVC  
 GENERIC  
 CONC RATIO  
 ENG LSF  
 ENG CCS/NAL  
 DESIGN BS  
 MRAJ  
 PROCESSOR  
 CAP TRUNK  
 DCTL TK UNIT  
 LLN/LT/SH/NM  
 LSR/LT5/■  
 LSH/■/■/L32  
 TSC/■/TSS/NP  
 TLN/■/■/L64  
 TOT FR5/SHL  
 REUSE FR/SHL  
 GROSS ADDNS  
 EXT JDB OESC  
 %CTDIP

NTH  
 25300  
 25300  
 500 14100  
 25800  
 500 14100  
 4500  
 30000  
 0  
 86.00  
 16640  
 -630 250  
 86.20  
 500 14100  
 08/15/89  
 02/11/89  
 02/25/89  
 03/25/89  
 8CS-25  
 4  
 3.58  
 31.54  
 28000  
 120  
 0  
 4  
 26  
 0  
 226  
 260  
 0  
 0  
 0  
 CAROS/GROWTH  
 10.80

NTH  
 25300  
 25300  
 14100  
 25800  
 14100  
 4500  
 30000  
 0  
 86.00  
 16640  
 250  
 86.20  
 14100  
 08/15/89  
 11/25/88  
 12/09/88  
 07/28/89  
 05/05/89  
 8CS-27  
 4  
 3.58  
 65.51  
 -5800 22200  
 120  
 0  
 4  
 26  
 0  
 226  
 260  
 0  
 0  
 0  
 132  
 TOUCHSTAR/IC  
 10.80

OS  
 -11300 14000  
 25300  
 14100  
 25800  
 14000  
 -100  
 4500  
 30000  
 0  
 86.00  
 16640  
 250  
 86.20  
 14100  
 08/15/89  
 11/25/88  
 12/09/88  
 07/28/89  
 09/09/89  
 8CS-29  
 4  
 3.58  
 0.00  
 -8200 14000  
 120  
 0  
 4  
 26  
 0  
 226  
 260  
 0  
 0  
 0  
 13  
 TOUCHSTAR/IC  
 10.80

OS  
 14000  
 25300  
 13900  
 25800  
 13900  
 -100  
 4500  
 30000  
 0  
 86.00  
 16640  
 340  
 90  
 85.50  
 -200 13900  
 09/13/89  
 09/23/89  
 10/18/89  
 02/18/90  
 8CS-29  
 4  
 3.58  
 0.00  
 14000  
 120  
 0  
 4  
 26  
 0  
 226  
 260  
 0  
 0  
 0  
 13  
 ATICS  
 11.50

NTH  
 11000 25000  
 -300 25000  
 -300 13600  
 100 25900  
 -300 13600  
 -3900 600  
 30000  
 0  
 86.30  
 16640  
 340  
 83.50  
 -300 13600  
 07/15/89  
 09/23/89  
 11/25/89  
 08/27/90  
 05/03/90  
 8CS-29  
 4  
 3.63  
 17.08  
 26300 40300  
 120  
 0  
 4  
 26  
 0  
 230  
 260  
 0  
 0  
 0  
 0  
 E-CORE  
 13.50

JOB CAT.

A

G

M

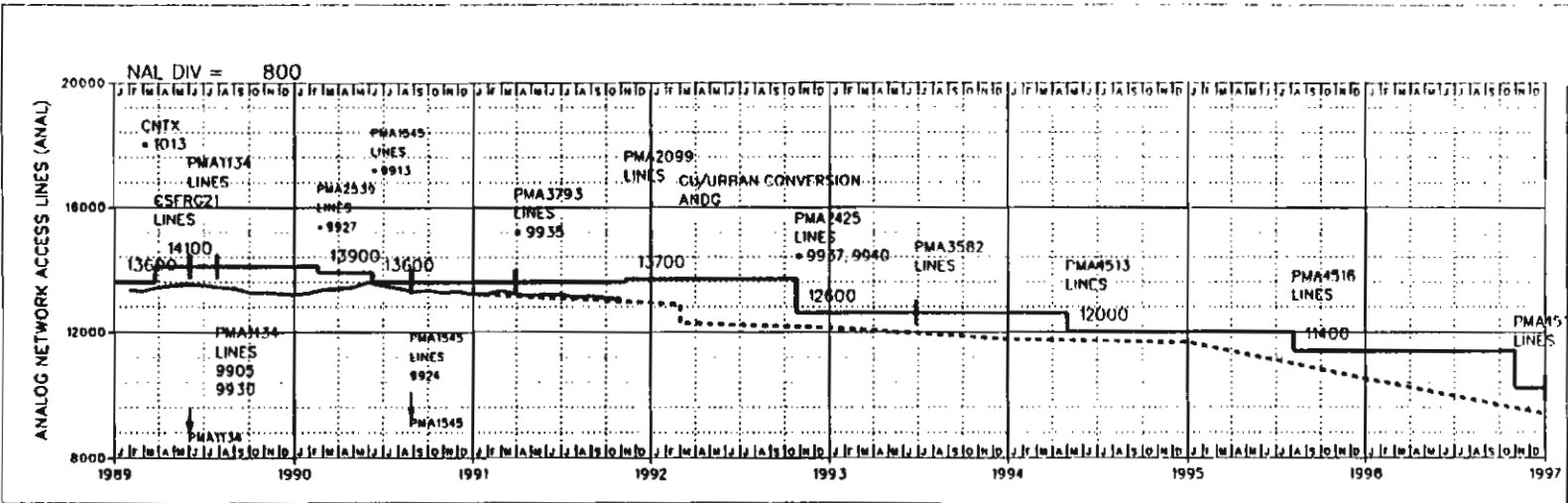
M

P





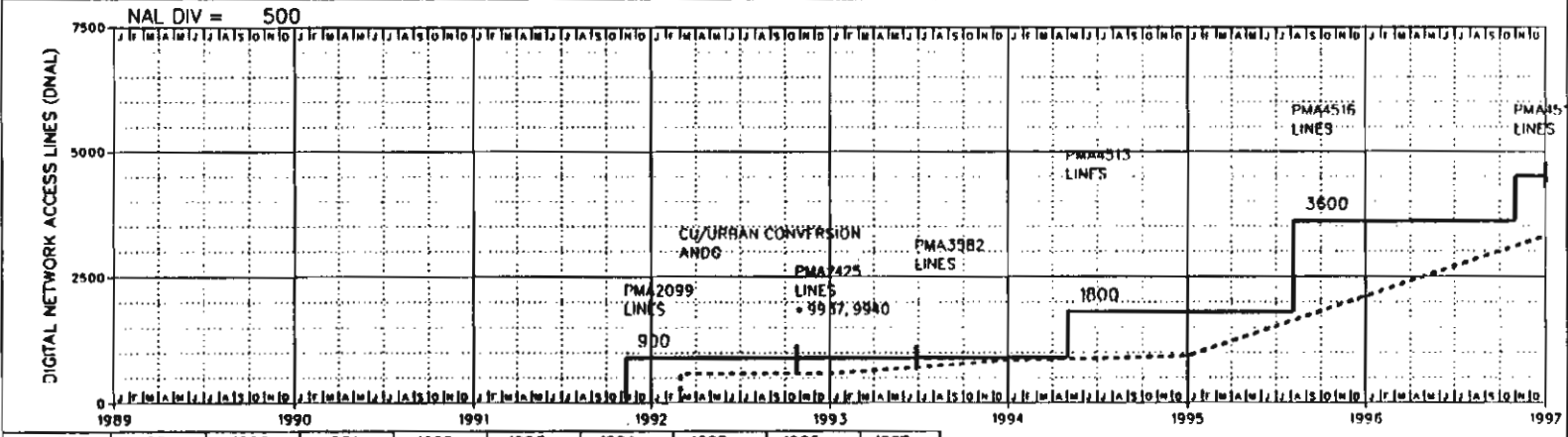




YEAR	1989	1990	1991	1992	1993	1994	1995	1996	1997
NAL	13282 (A)	13183 (A)	13205 (A)	12918 (F)	12441 (F)	11765 (F)	11673 (F)	10509 (F)	9380 (F)
ANLG LINES	13282	13183	13205	12918	12441	11765	11673	10509	9380
CCS/NAL	3.58	3.46	3.47	3.48	3.50	3.52	3.54	3.56	3.58
ACCS ACTUAL	A	A	A						
NAL/LN RATIO	1.00000	1.00000	1.00000	1.00000	1.00000	1.00000	1.00000	1.00000	1.00000

- NOTES:
- 1013 PARTLY LINE TO PRIVATE LINE CONVERSION
  - 9905 TOUCHSTAR PHASE I
  - 9913 SUPERNODE PROCESSOR
  - 9924 TOUCHSTAR PHASE II
  - 9928 CCS ACCESS CAPABILITY
  - 9927 ADVANCED TOLL INTEGRITY CHECKING SYSTEM
  - 9928 ONA REQUIREMENTS
  - 9930 CALLER ID (CLID & CND)
  - 9935 1+ COIN FOLAL ACCESS
  - 9937 CARRIER IDENT. CODF (CIC) EXPAN. (FG B)
  - 9940 CALL FWD-DUN'T-ANSWER AFTER CALL WAITING

REASON FOR REISSUE:  
 1821 251NW 29 ST. OBH  
 1000-1100



YEAR	1989	1990	1991	1992	1993	1994	1995	1996	1997
NAL	0 (A)	0 (A)	0 (A)	0 (F)	587 (F)	843 (F)	933 (F)	2108 (F)	3295 (F)
DNAL	0	0	0	0	587	843	933	2108	3295
DNAL CCS/NAL	0.00	0.00	0.00	3.48	3.50	3.52	3.54	3.56	3.58
CCS ACTUAL									
SLC SYS	0	0	0	0	0	0	0	0	0
URBAN SYS	0	0	0	2	3	3	7	11	
NAL/LN RATIO				1.00000	1.00000	1.00000	1.00000	1.00000	1.00000

DATE OF ISSUE: 11/25/91  
 EXCHANGE: MIAMI  
 DATABASE: LIVE  
 CO TYPE: D100  
**ANALOG**

BUILDING: MIAM BISCAYNE  
 SWITCH HOST

FCST DATE: 06/15/91  
 LATEST ANAL: 13044  
 CONTACT: RLCORF  
 CONTACT NO.: CYHADLEY  
 EQUIP ENCR: BWPRA11

**DIGITAL**  
 DLCCST DATE: 08/15/90

LATEST DNAL: 0  
 LATEST SLC: 0  
 LATEST URBN: 0  
 LATEST D117: 0

ENTITY: MIAMFLBCDSO  
 CHART: 9.0

REPORT: PAR18  
 PAGE: 1 OF 3  
 BUILDING: MIAM BISCAYNE  
 ENT CUT: 11/21/87

ENTITY: MIAMFLBCOSO  
 ENT TERM: 01/01/99

LSDP SYSTEM  
 DIGITAL PART 8 VERSION 1.00  
 DATABASE: LIVE

DATE: 11/25/91  
 TIME: 19:54:41  
 CHART NO.: 9.0  
 EQ TYPE: 0100

JOB/ADJ/AT	1989AT1	CSFRC21	PMA1134	PMA1134	PMA2539	PMA1545
EVENT-NUM		EVT1	EVT1	EVT2	EVT1	EVT1
EVENT-DATE	02/28/89	03/25/89	06/02/89	07/28/89	02/18/90	06/08/90
ROYSD/TOATE	02/28/89	03/25/89	07/28/89	07/28/89	02/18/90	08/27/90
REQSO	###/###/###	07/02/89	06/02/89	06/02/89	02/18/90	08/27/90
CAP EXH.	###/###/###	###/###/###	###/###/###	###/###/###	###/###/###	###/###/###
SHIF DATE	###/###/###	03/11/89	04/14/89	04/14/89	11/18/89	03/30/90
JOB DESC.	CNTX	CARDS	GENERIC	TOUCHSTAR	ATICS	SN-20 SUPERNODE
TRANS ENT	2 PTY REGRAD					

ANALOG SECTION -----

NAL TRANS	5								
NAL CAP TC									
LNS		14100	25300	25300	25300	-200	25300	-300	25000
ML		14100	14100	14100	14100	-200	13900	-300	13600
LINE UNITS			26	26	26		26		26
INST. LNS			16640	16640	16640		16640		16640
UAV ASSGN		250	250	250	250	90	340		340
ZFILL		86.20		86.20	86.20	85.50		83.50	
DLNCAP LNS		14100	14100	14100	14200	-300	13900	-300	13600
RENG CCS NAL		4.61		3.58	3.58	3.58		3.63	
ANLG DEF LNS		-640	0	0	0	0	0	0	0
ISON CAP TC		0	0	0	0	0	0	0	0
ISON CAP LNS		0	0	0	0	0	0	0	0
ISON CAP ML		0	0	0	0	0	0	0	0
ISON LN MOD		0	0	0	0	0	0	0	0
ISON INS LNS		0	0	0	0	0	0	0	0
ISON UAV LNS		0	0	0	0	0	0	0	0
ISON ZFILL									
ISON ENG CCS									

DIGITAL SECTION -----

NAL TRANS								
NAL CAP TC		0	0	0	0	0	0	0
LNS		0	0	0	0	0	0	0
ML		0	0	0	0	0	0	0
LINE UNITS		0	0	0	0	0	0	0
INST. LNS		0	0	0	0	0	0	0
UAV ASSGN		0	0	0	0	0	0	0
ZFILL								
DLNCAP LNS		0	0	0	0	0	0	0
DENG CCS NAL		0.00	0.00	0.00	0.00	0.00	0.00	0.00
CAP SLC SYS		0	0	0	0	0	0	0
ENG SLC MD 1		0	0	0	0	0	0	0
ENG SLC MD2		0	0	0	0	0	0	0
DEF SLC SYS		0	0	0	0	0	0	0
CAP URBAN SYS		0	0	0	0	0	0	0
DEF URBAN SYS		0	0	0	0	0	0	0
CAP DMS112		0	0	0	0	0	0	0
SLC OLU		0	0	0	0	0	0	0
URBAN OLU		0	0	0	0	0	0	0

REPORT: PARTB  
 PAGE: 2 OF 3  
 BUILDING: MIAM BISCAYNE  
 ENT CUT: 11/21/87

ENTITY: MIAMFLBCOSO  
 ENT TERM: D1/01/99

LSDP SYSTEM  
 DIGITAL PART B VERSION 1.00  
 DATABASE: LIVE

DATE: 11/25/91  
 TIME: 19:54:41  
 CHART NO.: 9.0  
 EQ TYPE: D100

JOB/AQJ/AT	PMA1545	PMA3793	PMA2099	1992AT1	PMA242S	PMA3582
EVENT-NUM	EVT2	EVT1	EVT1		EVT1	EVT1
EVENT-DATE	08/27/90	03/29/91	11/10/91	03/01/92	10/25/92	06/27/93
RDYSO/TOATE	08/27/90	03/29/91	11/10/91	03/01/92	10/25/92	06/27/93
REQSD	08/27/90	03/29/91	11/10/91	##/##/##	10/25/92	06/27/93
CAP EXH.	##/##/##	##/##/##	##/##/##	##/##/##	##/##/##	##/##/##
SHIP DATE	03/30/90	01/26/91	08/02/91	##/##/##	06/27/92	03/20/93
JOB DESC.	GEN	1+COIN EQUAL ACCESS	GA-CREDIT SYS ENGR'D	ANOG	GA-ANALOG LINE REMVL	GEN & AIN(LPP)
TRANS ENT				CU/URBAN CONVERSION		

ANALOG SECTION -----

NAL TRANS								
NAL CAP TC								
LNS	25000	25000	-400	24600	-587	-1900	22700	22700
ML	13600	13600	100	13700		-1100	12600	12600
LINE UNITS	13600	13600	100	13700		-1100	12600	12600
INST. LNS	26	26		26			24	24
URV ASSGN	16640	16640		16640		-1280	15360	15360
%FILL	340	340		340		-20	320	320
ALNCP LNS	83.50	83.50	84.12			83.79		84.02
RENG CCS NAL	3.63	3.63	3.52	13700		-1100	12600	12600
ANLG DEF LNS	0	0		0		3.52		3.52
ISON CAP TC	0	0		0			0	0
ISON CAP LNS	0	0		0			0	0
ISON CAP ML	0	0		0			0	0
ISON LN MOD	0	0		0			0	0
ISON INS LNS	0	0		0			0	0
ISON URV LNS	0	0		0			0	0
ISON %FILL								
ISON ENG CCS								

DIGITAL SECTION -----

NAL TRANS								
NAL CAP TC								
LNS	0	0	1100	1100	587	1100	1100	1100
ML	0	0	900	900		900	900	900
LINE UNITS	0	0	900	900		900	900	900
INST. LNS	0	0	1	1		1	1	1
URV ASSGN	0	0	1584	1584		1584	1584	1584
%FILL	0	0	0	0		0	0	0
OLNCP LNS	0	0	57.00			57.00		57.00
RENG CCS NAL	0.00	0.00	900	900		900		900
CAP SLC SYS	0	0	3.52			3.52		3.52
ENG SLC MO 1	0	0		0		0		0
ENG SLC MO2	0	0		0		0		0
DEF SLC SYS	0	0		0		0		0
CAP URBAN SYS	0	0	3	3		3		3
DEF URBAN SYS	0	0		0		0		0
CAP OMS112	0	0		0		0		0
SLC OLU	0	0		0		0		0
URBAN OLU	0	0	1	1		1		1

REPORT: PART8  
 PAGE: 3 OF 3  
 BUILDING: MIAMFL8ISCAYNE  
 ENT CUT: 11/21/87

ENTITY: MIAMFL8COSO  
 ENT TERM: 01/01/99

LSDF SYSTEM  
 DIGITAL PART B VERSION 1.00  
 DATABASE: LIVE

DATE: 11/25/91  
 TIME: 19:54:41  
 CHART NO.: 9.0  
 EO TYPE: 0100

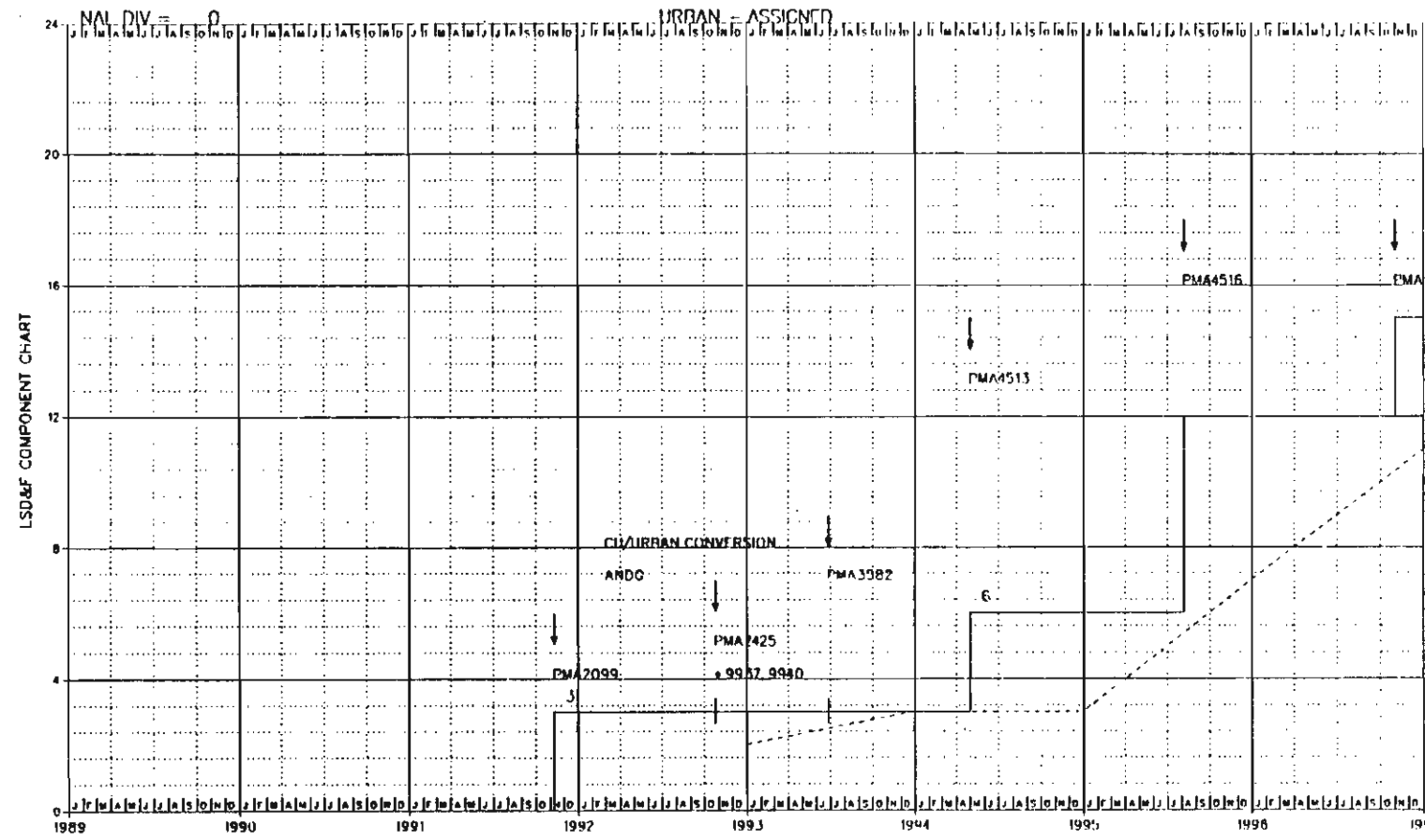
JOB/AOJ/AT	PMA4513	PMA4516	PMA4517	PBC-ENOJ08
EVENT-NUM	EVT1	EVT1	EVT1	EVT1
EVENT-DATE	05/01/94	08/06/95	11/01/96	11/01/97
RDYSO/TDATE	05/01/94	08/06/95	11/01/96	11/01/97
REOSO	05/01/94	08/06/95	11/01/96	11/01/97
CAP EXH.	##/##/##	##/##/##	##/##/##	##/##/##
SHIP DATE	01/09/94	04/15/95	07/11/96	07/26/97
JOB DESC.	GA	GENERIC	GA	END JOB
TRANS ENT				

ANALOG SECTION -----

NAL TRANS						
NAL CAP TC		21600	-800	20800	-1900	18900
LNS	-600	12000	-600	11400	-1200	10200
ML	-600	12000	-600	11400	-1200	10200
LINE UNITS		23		22		20
INST. LNS	-640	14720	-640	14080	-1280	12800
URV ASSGN	-9	311	-10	301	-19	282
ZFILL	83.45		82.83		81.40	
DLNCAP LNS	-600	12000	-600	11400	-1200	10200
DENG CCS NAL	3.52		3.52		3.52	
ANLG DEF LNS		0		0		0
ISON CAP TC		0		0		0
ISON CAP LNS		0		0		0
ISON CAP ML		0		0		0
ISON LN MOD		0		0		0
ISON INS LNS		0		0		0
ISON URV LNS		0		0		0
ISON ZFILL						
ISON ENG CCS						

DIGITAL SECTION -----

NAL TRANS						
NAL CAP TC		2200	2200	4400	2200	6600
LNS	900	1800	1800	3600	900	4500
ML	900	1800	1800	3600	900	4500
LINE UNITS		2		4		5
INST. LNS	1584	3168	3168	6336	1584	7920
URV ASSGN		0		0		0
ZFILL	57.00		57.00		57.00	
DLNCAP LNS	900	1800	1800	3600	900	4500
DENG CCS NAL	3.52		3.52		3.52	
CAP SLC SY5		0		0		0
ENG SLC MD 1		0		0		0
ENG SLC MD2		0		0		0
DEF SLC SY5		0		0		0
CAP URBAN SY5 3		6	6	12	3	15
DEF URBAN SY5		0		0		0
CAP DMS112		0		0		0
SLC DLU		0		0		0
URBAN DLU	1	2	2	4	1	5



- NOTES:
- 9905 TOUCHSTAR PHASE I
  - 9913 SUPERNODE PROCESSOR
  - 9924 TOUCHSTAR PHASE II
  - 9926 CCS ACCESS CAPABILITY
  - 9927 ADVANCED TOLL INTEGRITY CHECKING SYSTEM
  - 9928 ONA REQUIREMENTS
  - 9930 CALLER ID (CLID & CND)
  - 9935 1+ COIN EQUAL ACCESS
  - 9937 CARRIER IDENT. CODE (CIC) EXPAN. (FG B)
  - 9940 CALL FWD-DONT-ANSWER AF TEP CALL WAITING

REASON FOR REISSUE:  
 1821 251 NW 29 ST. OBI  
 1000-1100

DATE OF ISSUE: 11/25/91  
 EXCHANGE: MIAMI  
 DATABASE: LIVE  
 EQ TYPE: D100  
 NXX: 334X 5715 573 576

BUILDING: MIAMFLBC STATE: FL  
 LATA: 5021/460  
 COMPANY: SREL AREA: SBFS  
 DIVISION: SFNO DISTRICT: MTR0  
 EXHAUST: 01/01/99  
 CONTACT: RLCORE  
 NUMBER: CYHADLEY

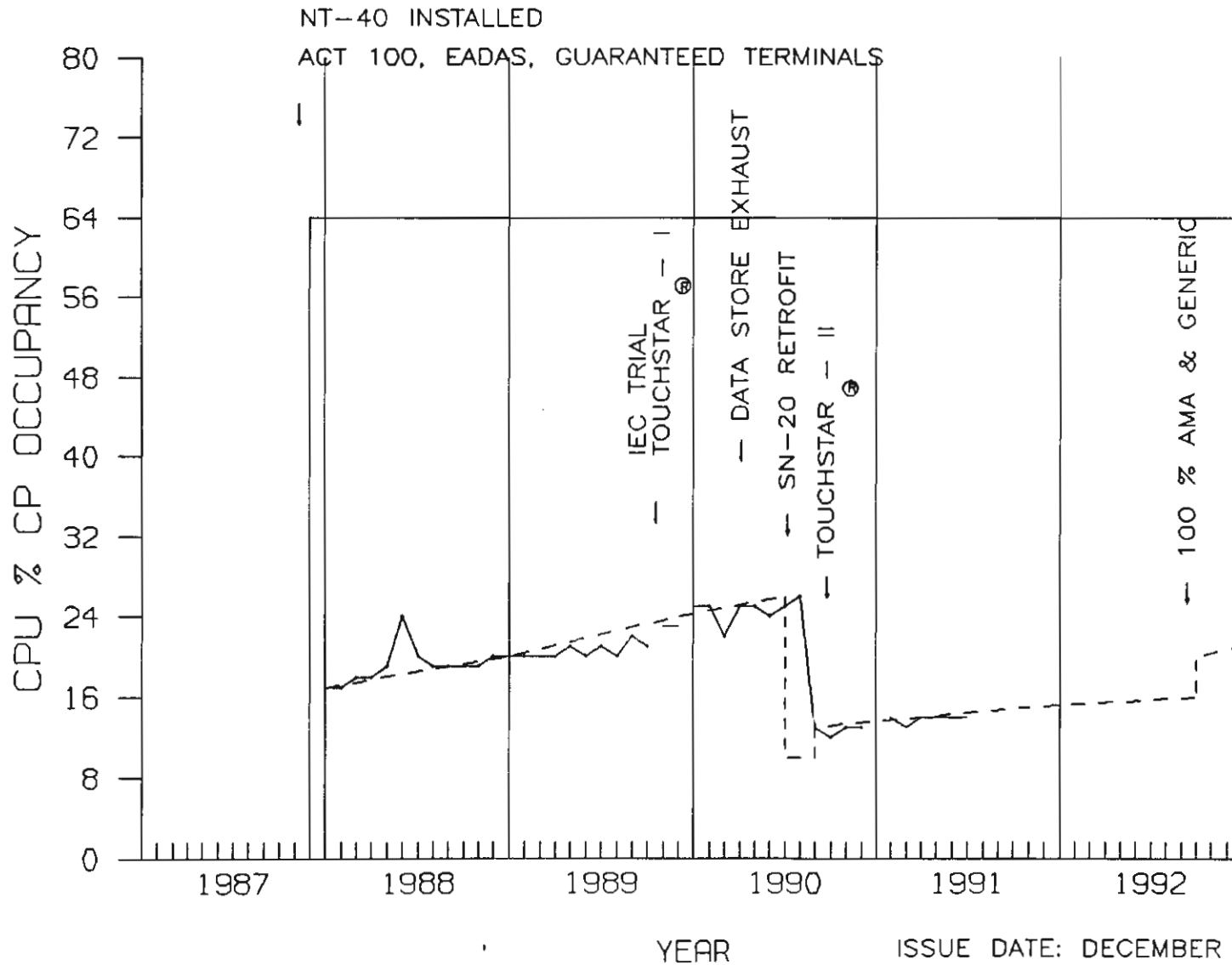
YEAR	1989	1990	1991	1992	1993	1994	1995	1996
DEMAND/GAIN					2 (F) 1	3 (F) 0	3 (F) 4	7 (F) 4

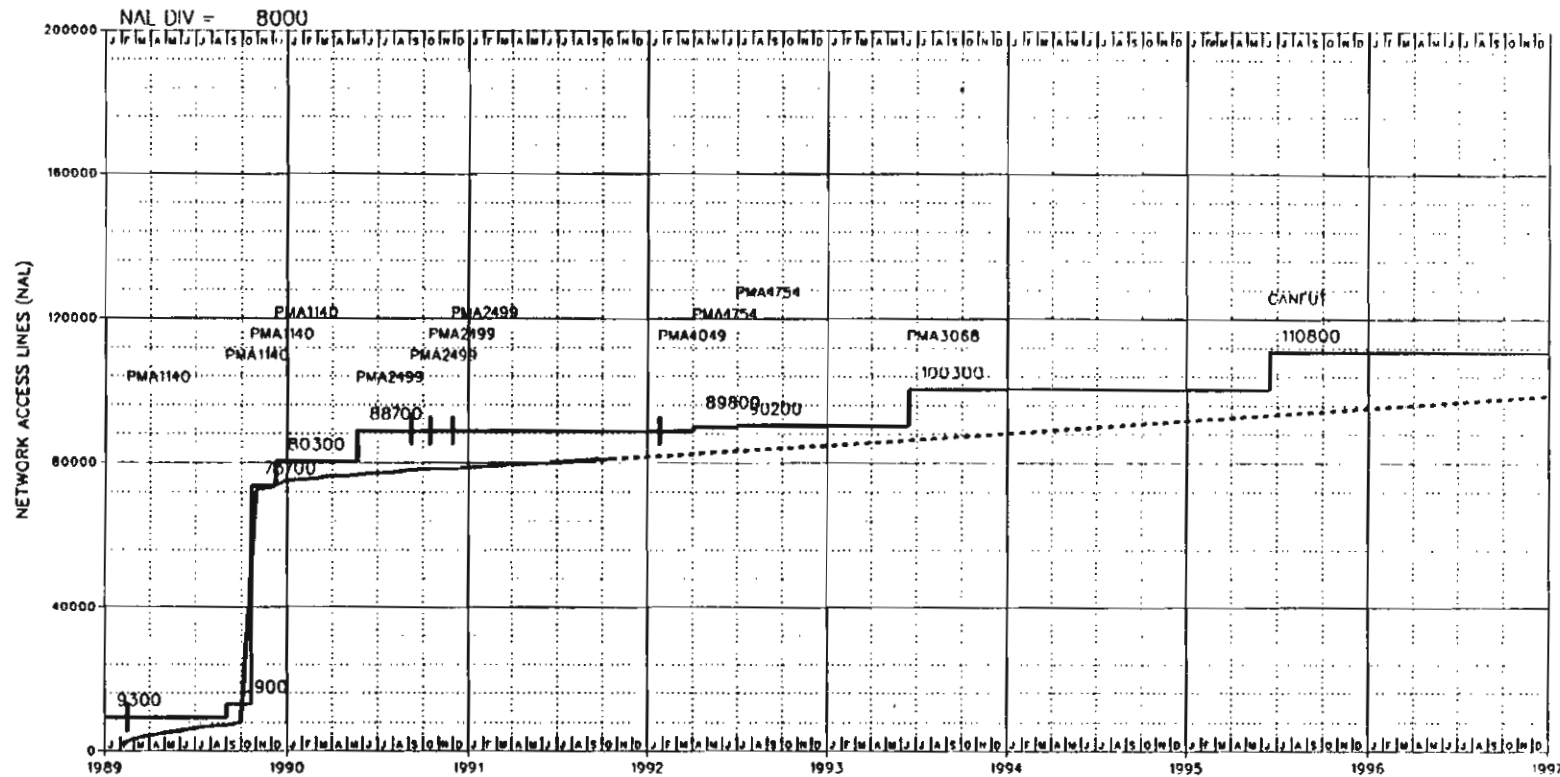
ENTITY: MIAMFLBCDSO  
 CHART: 9.0

# BISCAYNE DSO

## CALL PROCESSING CAPACITY

MIAMFLBCDSO  
CURRENT CONFIG.  
SERIES 20 SN  
CHART: 9.0





NOTES:  
0709 NATIONWIDE DIALING DATE  
REQUIRED

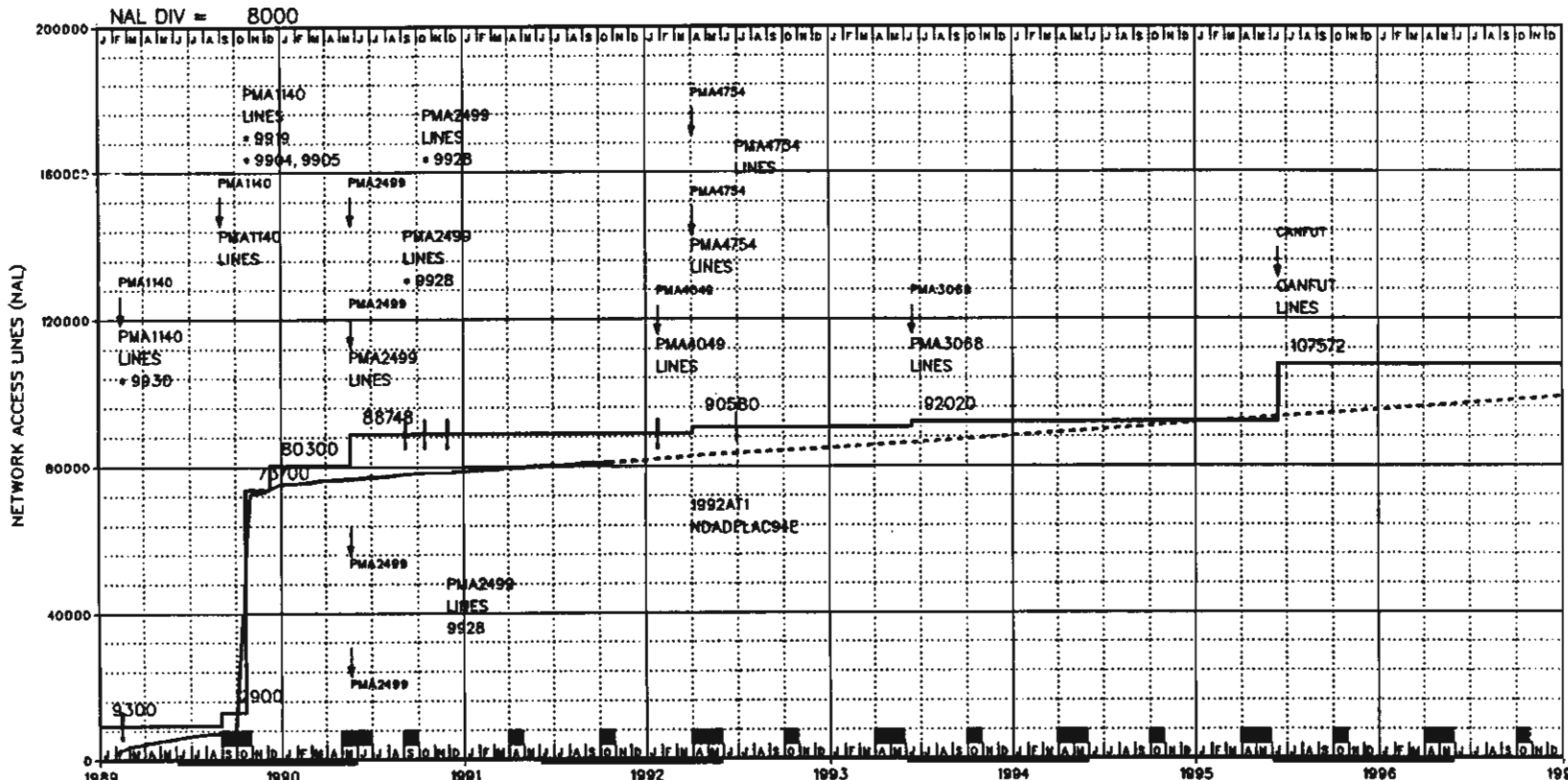
REASON FOR REISSUE:

DATE OF ISSUE: 11/25/91  
EXCHANGE: MIAMI  
DATABASE: LIVE

BUILDING: MIAMFLCA STATE: FL  
LATA: SOET/460  
COMPANY: SBEL AREA: SBFS  
DIVISION: SF50 DISTRICT: SDAD  
EXHAUST: 01/01/99

YEAR	1989		1990		1991		1992		1993		1994		1995		1996	
NAL/GAIN	6128	69075	75203	3414	78617	2966	81583	3200	84783	3290	88073	3510	91583	3535	95118	3560
NAL/LN RATIO																

BUILDING: MIAMFLCA  
CHART: 10.1



NOTES:  
 1012 DIGITAL INTEGRATION OF EXISTING SYSTEMS.  
 9904 CCS7 TRUNK SIGNALING  
 9905 TOUCHSTAR PHASE I  
 9919 CT/DIP FULL IMPLEMENTATION  
 9928 ONA REQUIREMENTS  
 9930 CALLER ID (CLID & CND)  
 1819 2301 SW 100 AVE. OBH  
 2000-2100?

REASON FOR REISSUE:

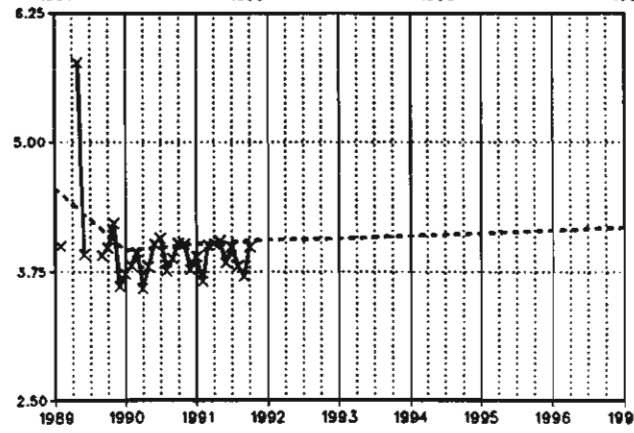
DATE OF ISSUE: 12/05/91  
 EXCHANGE: MIAMI  
 DATABASE: LIVE  
 EQ TYPE: D100  
 NXX:  
 220 221 222 223 225 226  
 227 229F 348 440 551 552  
 553 554 558  
 BUILDING: MIAMFLCA STATE: FL  
 LATA: SOET/460  
 COMPANY: SBEL AREA: SBFS  
 DIVISION: SFSO DISTRICT: SDAD  
 EXHAUST: 01/01/99  
 CONTACT: CMVICENS  
 NUMBER: MRWARREN  
 EQ ENGINEER GASUTTON

E. A. DATE 09/10/88  
 DIR CLOSE 05/14/92  
 DIR DELIVER 09/11/92  
 NAL FCST 06/15/91  
 CCS FCST 08/15/91  
 ENTITY CUT 09/10/88  
 ENTITY TERM 12/31/99  
 LATEST NAL 81065  
 SWITCH HOST  
 ENTITY:

MIAMFLCADSO 10.1

YEAR	1989	1990	1991	1992	1993	1994	1995	1996	1997
IAL	6128 (A)	75203 (A)	78617 (A)	81583 (F)	84783 (F)	88073 (F)	91583 (F)	95118 (F)	98678 (F)
INES	6128	75203	78617	81583	84783	88073	91583	95118	98678
CS/NAL	4.56	3.95	4.02	4.06	4.07	4.10	4.12	4.15	4.18
CS STATUS	A	A	A						

IAL/LN RATIO	1.00000	1.00000	1.00000	1.00000	1.00000	1.00000	1.00000	1.00000	1.00000
SVC.	1989	1990	1991						
DTS	ccccc	cccccccccccccccc	cccccccccccccccc						
IML									
%IFFM									
JOBNUM	PMA1140	PMA2499	PMA2499	PMA2499	PMA4754	PMA4754	PMA4754	PMA3068	PMA3068
RDYSD	02/15/89	09/01/89	10/21/89	12/08/89	05/21/90	09/07/90	10/15/90	05/21/90	05/21/90
REQSD	02/15/89	09/01/89	10/21/89	12/08/89	05/21/90	09/07/90	10/15/90	05/21/90	05/21/90
SHIP	01/16/89	01/08/89	01/08/89	01/08/89	04/06/90	04/06/90	04/06/90	04/06/90	04/06/90





REPORT: PARTB

PAGE: 1 OF 3  
BUILDING: MIAM CANAL  
ENT CUT: 09/10/88

ENTITY: MIAMFLCADSO  
ENT TERM: 12/31/99

LSD F SYSTEM  
GRAPHIC PART B VERSION 1.00  
DATABASE: LIVE

DATE: 12/05/91  
TIME: 13:10:12  
CHART NO.: 10.1  
EQ TYPE: 0100

JOB/ADJ/AT	PMA1140	PMA1140	1989AT1	1989AT2	PMA1140	PMA1140		
EVENT_NUM	EVT1	EVT2			EVT3	EVT4		
EVENT_DATE	02/15/89	09/01/89	10/21/89	10/21/89	10/21/89	12/09/89		
ROYSD/TDATE	12/09/89	12/09/89	10/21/89	10/21/89	12/09/89	12/09/89		
REQSD	02/15/89	09/01/89	**/**/**	**/**/**	10/21/89	12/09/89		
CAP EXH.	**/**/**	**/**/**	**/**/**	**/**/**	**/**/**	**/**/**		
SHIP DATE	01/16/89	01/06/89	**/**/**	**/**/**	01/06/89	01/06/89		
JOB DESC.	P120C	CA	ITRA	ANDG	REPL	FIU		
NAL TRANS			62012					
TRANS ENT			MIAMFLCA55E	MIAMFLCADSO				
LSEI	NTW	OR			NTW	NTW		
NAL CAP SE	22800	3000	25800		76100	9800	111700	
TC	22800	3600	26400		75500	9800	111700	
LNS	9300	3600	12900		60800	73700	6600	80300
NOS	17000	8100	25100		68200	93300	-226	93074
ML	9300	3600	12900		60800	73700	6600	80300
CNTRX CAP	1000	1000	1000			1000		1000
INST. NOS	20000	10000	30000		80000	110000		110000
UAV ASSGN	0	500	500		-265	235	265	500
%FNOS	85.00	85.00			85.00		85.00	
INST. LNS	19200	4224	23424		87360	110784	-9792	110784
UAV ASSGN	914	914	914		21475	30589		20797
%TOTAL FILL	91.80	90.07			91.90		89.23	
LNCAP IN LNS	9300	3600	12900		60800	73700	6600	80300
SIZING DATE	08/18/88	08/18/88			08/18/88		08/18/88	
NDD DUE	07/16/88	07/16/88			07/16/88		07/16/88	
TELCD DUE	09/09/88	09/09/88			09/09/88		09/09/88	
TURNOVER	12/09/89	07/29/89			07/29/89		12/09/89	
GENERIC SVC								
GENERIC	BCS-27	BCS-29			BCS-29		BCS-29	
CONC RATIO	3	3			3		3	
ENG LSF								
ENG CCS/NAL	4.63	4.63			4.63		4.63	
DESIGN BS								
MRAJ	6.51	1.64			6.97	12.39		
PROCESSOR	13000	50000	100000		-10000	90000	10000	100000
CAP TRUNK	180	180			220	400		400
DGTL TK UNIT	0	0			10		0	
LLN/LT/SM/NM	7	7			9	16		16
LSR/LTS/%	0	0			0	0		0
LSH/%/L32	0	0			0	0		0
TSC/%/TSS/NP	420	420	420		482	902		902
TLN/%/L64	160	160			1060	1240		1240
TOT FRS/SHL	0	0			114		1	
REUSE FR/SHL	0	0			0		0	
GROSS ADDNS	0	0			9500		0	
EXT JOB DESC	68020/20MHZ	68030/33MHZ			FULL/REPL		OIG INT/FIU	
%CTDIP	0.00	0.00			5.20		5.20	

JOB CAT. P

A

R

M

REPORT: PARTB

PAGE: 2 OF 3  
BUILDING: MIAM CANAL  
ENT CUT: 09/10/88

ENTITY: MIAMFLCADSO  
ENT TERM: 12/31/99

LSD F SYSTEM  
GRAPHIC PART B VERSION 1.00  
DATABASE: LIVE

DATE: 12/05/91  
TIME: 13:10:12  
CHART NO.: 10.1  
EO TYPE: D100

JOB/ADJ/AT	PMA2499	PMA2499	PMA2499	PMA2499	PMA4049	1992AT1
EVENT_NUM	EVT1	EVT2	EVT3	EVT4	EVT1	EVT1
EVENT_DATE	05/21/90	09/07/90	10/15/90	11/30/90	01/25/92	04/01/92
RDYSD/TDATE	11/30/90	11/30/90	11/30/90	11/30/90	01/25/92	04/01/92
REOSD	05/21/90	05/21/90	05/21/90	05/21/90	01/25/92	**/**/**
CAP EXH.	**/**/**	**/**/**	**/**/**	**/**/**	**/**/**	**/**/**
SHIP DATE	04/06/90	04/06/90	04/06/90	04/06/90	01/10/92	**/**/**
JOB DESC.	GA	GEN	T-11	P/SIMS	BRISC	CNTX
NAL TRANS						200
TRANS ENT						NDADFLAC94E
LSEI	NTW	NTW	NTW	NTW	NTW	
NAL CAP SE	40800	152500	152500	152500	152500	152500
TC	40800	152500	152500	152500	152500	152500
LNS	8448	88748	88748	88748	88748	88748
NOS		93074	8501	101575	101575	-625
ML	8448	88748	88748	88748	88748	88748
CNTRX CAP	7000	8000	8000	8000	8000	8000
INST. NOS		110000	10000	120000	120000	120000
UAV ASSGN		500	500	500	500	1235
%FNOS	85.00	85.00	85.00	85.00	85.00	735
INST. LNS	16896	127680	127680	127680	127680	127680
UAV ASSGN	-4988	15809	15809	15809	15809	15809
%TOTAL FILL	79.33	79.33	79.33	79.33	79.33	79.33
LNCAP IN LNS	8448	88748	88748	88748	88748	88748
SIZING DATE		08/01/89	08/01/89	08/01/89	08/01/89	01/31/91
NDO DUE		01/15/90	01/15/90	01/15/90	01/15/90	08/16/91
TELCO DUE		02/16/90	02/16/90	02/16/90	02/16/90	10/11/91
TURNOVER	11/30/90	11/30/90	11/30/90	11/30/90	11/30/90	04/03/92
GENERIC SVC						
GENERIC	BCS-29	BCS-30	BCS-30	BCS-31	BCS-31	BCS-33
CONC RATIO	3	3	3	3	3	3
ENG LSF						
ENG CCS/NAL	4.63	4.63	4.63	4.63	4.63	4.10
DESIGN BS						
MRAJ	22.44	0.00	0.00	0.00	0.00	0.00
PROCESSOR	215789	315789	221052	536841	538841	94737
CAP TRUNK		400	400	420	420	420
DGTL TK UNIT	0	0	0	20	0	0
LLN/LT/SM/NM		16	16	16	16	16
LSR/LTS/%		0	0	0	0	0
LSH/%/L32		0	0	0	0	0
TSC/%/TSS/NP		902	902	902	902	902
TLN/%/L64		1240	1240	1240	1240	1240
TOT FR/SHL	0	0	0	0	0	0
REUSE FR/SHL	0	0	0	0	0	0
GROSS ADDNS	0	1600	200	200	200	120
EXT JOB DESC		BCS-30/68030				
%CTDIP	7.30	7.30	7.30	7.30	7.30	4.40

JOB CAT. A G M G G

REPORT: PARTB

PAGE: 3 OF 3

BUILDING: MIAM CANAL

ENT CUT: 09/10/88

ENTITY: MIAMFLCADSO

ENT TERM: 12/31/99

LSDF SYSTEM

GRAPHIC PART B VERSION 1.00

DATABASE: LIVE

DATE: 12/05/91

TIME: 13:10:12

CHART NO.: 10.1

EQ TYPE: D100

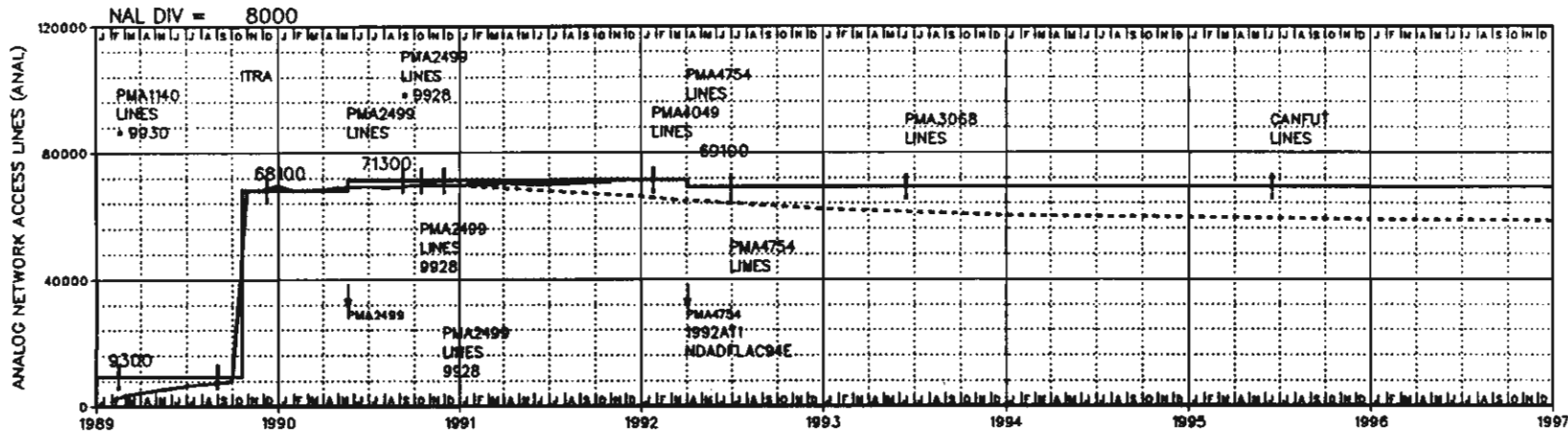
JOB/ADJ/AT	PMA4754	PMA4754	PMA4754	PMA3068	CANFUT	CANENDJOB
EVENT_NUM	EVT1	EVT1	EVT2	EVT1	EVT1	EVT1
EVENT_DATE	04/03/92	06/30/92	06/30/92	06/15/93	06/15/95	12/31/97
RDYSD/TDATE	06/30/92	06/30/92	06/30/92	06/15/93	06/15/95	12/31/97
REQSD	04/03/92	04/03/92	04/03/92	06/15/93	06/15/95	12/31/97
CAP EXH.	**/**/**	**/**/**	**/**/**	**/**/**	**/**/**	**/**/**
SHIP OATE	01/03/92	06/01/92	06/01/92	**/**/**	01/15/95	11/30/97
JOB DESC.	GA	DISP	DISP	GA	GA	ENDJOB
NAL TRANS						
TRANS ENT						
LSEI	NTW	NTW	NTW	NTW		
NAL CAP SE	-23400	129100	32100	161200	161200	161200
TC	-23400	129100	10900	140000	140000	134380
LNS	1832	90580		1440	15552	107572
NOS		100950		8550	109500	110800
ML	1832	90580		1440	92020	107572
CNTRX CAP		8000		8000		8000
INST. NOS		120000		10000	130000	130000
UAV ASSGN		1235		1235	1235	1235
%FNOS	85.00		85.00	85.00	85.00	85.00
INST. LNS	8064	135744	-16000	119744	2880	153728
UAV ASSGN	2200	18009	-16000	2009	31104	2009
%TOTAL FILL	76.94		76.94	76.29	70.90	70.90
LNCAP IN LNS	1832	90580		1440	15552	107572
SIZING DATE	01/31/91		01/31/91	92020	107572	107572
NDO DUE	11/15/91		11/15/91			
TELCO DUE	12/20/91		12/20/91			
TURNOVER	04/03/92		06/30/92			
GENERIC SVC						
GENERIC	BCS-33	BCS-33	BCS-34	BCS-36	BCS-38	BCS-38
CONC RATIO	3	3	3	3	3	3
ENG LSF						
ENG CCS/NAL	4.85	4.28	4.35	4.35	4.35	4.35
DESIGN BS						
MRAJ	14.39	11.50	23.98	30.55	0.00	0.00
PROCESSOR		631578	-181578	450000	450000	450000
CAP TRUNK		420	420	420	420	420
DGTL TK UNIT	0	0	0	0	0	0
LUN/LI/SM/NM	16	2	18	18	18	18
LSR/LTS/%	0	0	0	0	0	0
LSH/%/L32	0	0	0	0	0	0
TSC/%/TSS/NP	902	902	902	902	902	902
TLN/%/L64	1240	1240	1240	0	0	0
TOT FR/SHL	8	9	3	27	0	0
REUSE FR/SHL	0	0	0	0	0	0
GROSS ADDNS	0	1030	1300	0	0	0
EXT JOB DESC		REM/LCMS			END/JOB	END/JOB
%CTDIP	7.30	4.60	5.20	7.30	7.30	7.30

JOB CAT. A

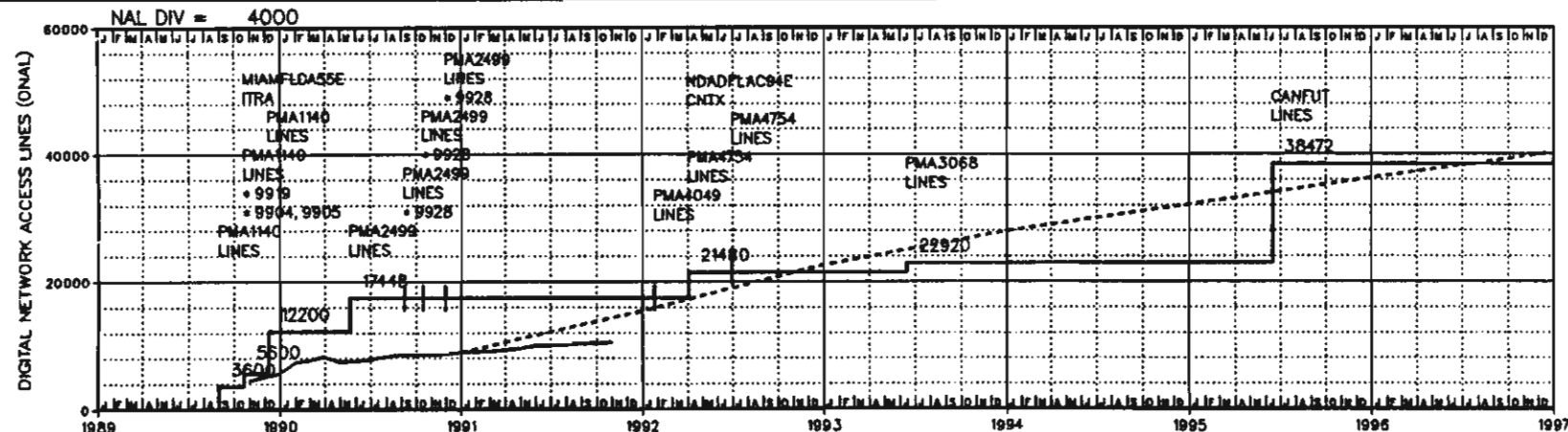
D

A

A



YEAR	1989	1990	1991	1992	1993	1994	1995	1996	1997
AI	6128 (A)	69647 (A)	69709 (A)	66183 (F)	62183 (F)	60138 (F)	59490 (F)	58867 (F)	58427 (F)
MLG LNS	6128	69647	69709	66183	62183	60138	59490	58867	58427
PCS/ML	4.56	4.27	4.04	4.10	4.12	4.14	4.16	4.18	4.20
PCS ACTUAL	A	A	A						
AI/ML RATIO	1.00000	1.00000	1.00000	1.00000	1.00000	1.00000	1.00000	1.00000	1.00000



YEAR	1989	1990	1991	1992	1993	1994	1995	1996	1997
AI	0	5556 (A)	8908 (A)	15400 (F)	22600 (F)	27935 (F)	32093 (F)	36251 (F)	40251 (F)
IGTI CCS/ML	4.56	0.00	3.85	3.90	3.95	4.00	4.05	4.10	4.15
IGTI CCS ACTUAL	A	A	A						
LC SYS	0	98	189	270	299	369	503	626	692
URBAN SYS	0	5	16	7	7	8	9	10	11
AI/ML RATIO		1.00000	1.00000	1.00000	1.00000	1.00000	1.00000	1.00000	1.00000

NOTES:  
 1012 DIGITAL INTEGRATION OF EXISTING SYSTEMS.  
 9904 CCS7 TRUNK SIGNALING  
 9905 TOUCHSTAR PHASE I  
 9919 CT/DIP FULL IMPLEMENTATION  
 9928 ONA REQUIREMENTS  
 9930 CALLER ID (CLID & CND)  
 1819 2301 SW 100 AVE. OBH 2000-2100?

REASON FOR REISSUE:

DATE OF ISSUE: 12/05/91  
 EXCHANGE: MIAMI  
 DATABASE: LIVE  
 EQ TYPE: D100

ANALOG

BUILDING SWITCH HOST MIAM CANAL

FCST DATE 06/15/91  
 LATEST ANAL 70569  
 CONTACT CMVICENS  
 CONTACT NO. MRWARREN  
 EQUIP ENGR GASUTTON

DIGITAL

DLFCST DATE 01/08/91

LATEST DNAL 10496  
 LATEST SLC 144  
 LATEST URBN 6  
 LATEST D112 0

ENTITY: MIAMFLCADSO  
 CHART: 10.1

REPORT: PARTB

PAGE: 1 OF 3

BUILDING: MIAM CANAL

ENT CUT: 09/10/88

ENTITY: MIAMFLCADSO

ENT TERM: 12/31/99

LSDF SYSTEM  
DIGITAL PART B VERSION 1.00  
DATABASE: LIVE

DATE: 12/05/91  
TIME: 13:10:12  
CHART NO.: 10.1  
EO TYPE: D100

JOB/ADJ/AT	PMA1140	PMA1140	1989AT1	1989AT2	PMA1140	PMA1140
EVENT_NUM	EVT1	EVT2			EVT3	EVT4
EVENT_DATE	02/15/89	09/01/89	10/21/89	10/21/89	10/21/89	12/09/89
RDYSD/TDATE	12/09/89	12/09/89	10/21/89	10/21/89	12/09/89	12/09/89
REQSD	02/15/89	09/01/89	**/**/**	**/**/**	10/21/89	12/09/89
CAP EXH.	**/**/**	**/**/**	**/**/**	**/**/**	**/**/**	**/**/**
SHIP DATE	01/16/89	01/06/89	**/**/**	**/**/**	01/06/89	01/06/89
JOB DESC.	P120C	GA	ITRA	ANDC	REPL	FIU
TRANS ENT			MIAMFLCA55E	MIAMFLCADSO		

ANALOG SECTION -----

NAL TRANS			62012	-11258			
NAL CAP TC	22800	22800			73100	95900	95900
LNS	9300	9300			58800	68100	68100
ML	9300	9300			58800	68100	68100
LINE UNITS	30	30			114	144	144
INST. LNS	19200	19200			72960	92160	92160
UAV ASSGN	914	914			11587	20701	20701
%FILL	91.80	92.20			95.30		95.30
ALNCAP LNS	9300	9300			58800	68100	68100
AEENG CCS NAL	4.63	4.63			4.58		4.58
ANLG DEF LNS	8960	8960			8040	17000	17000
ESDN CAP TC	0	0			0	0	0
ESDN CAP LNS	0	0			0	0	0
ESDN CAP ML	0	0			0	0	0
ESDN LN MOD							
ESDN INS LNS							
ESDN UAV LNS							
ESDN %FILL							
ESDN ENG CCS							

DIGITAL SECTION -----

NAL TRANS				11258			
NAL CAP TC	0	3600	3600		2400	6000	9800
LNS	0	3600	3600		2000	5600	6600
ML	0	3600	3600		2000	5600	6600
LINE UNITS	0	4	4		28	32	32
INST. LNS	0	4224	4224		14400	18624	18624
UAV ASSGN	0	0	0		9888	9888	-9792
%FILL		85.00			64.10		65.80
DLNCAP LNS	0	3600	3600		2000	5600	6600
DENG CCS NAL		0.00			4.58		4.58
CAP SLC SYS	0				69	69	80
ENG SLC MD 1					69	69	80
ENG SLC MD2							
DEF SLC SYS	0				80	80	-80
CAP URBN SYS	0	4	4		4	4	4
DEF URBN SYS	0	4	4		4	4	-4
CAP DMS112					0	0	0
SLC DLU	0				28	28	28
URBAN DLU	0				4	4	4

REPORT: PARTB

PAGE: 2 OF 3

BUILDING: MIAM CANAL

ENT CUT: 09/10/88

ENTITY: MIAMFLCADSO

ENT TERM: 12/31/99

LSDP SYSTEM  
DIGITAL PART B VERSION 1.00  
DATABASE: LIVE

DATE: 12/05/91

TIME: 13:10:12

CHART NO.: 10.1

EQ TYPE: D100

JOB/ADJ/AT	PMA2499	PMA2499	PMA2499	PMA2499	PMA4049	1992AT1
EVENT_NUM	EVT1	EVT2	EVT3	EVT4	EVT1	
EVENT_DATE	05/21/90	09/07/90	10/15/90	11/30/90	01/25/92	04/01/92
RDYSD/TDATE	11/30/90	11/30/90	11/30/90	11/30/90	01/25/92	04/01/92
REQSO	05/21/90	05/21/90	05/21/90	05/21/90	01/25/92	**/**/**
CAP EXH.	**/**/**	**/**/**	**/**/**	**/**/**	**/**/**	**/**/**
SHIP DATE	04/06/90	04/06/90	04/06/90	04/06/90	01/10/92	**/**/**
JOB DESC.	GA	GEN	Tell	P/SIMS	BRISC	CNTX
TRANS ENT						NDADFLAC94E

ANALOG SECTION -----

NAL TRANS							200
NAL CAP TC	7800	103700	103700	103700	103700	103700	
LNS	3200	71300	71300	71300	71300	71300	
ML	3200	71300	71300	71300	71300	71300	
LINE UNITS		144	144	144	144	144	
INST. LNS		92160	92160	92160	92160	92160	
UAV ASSGN	-5516	15185	15185	15185	15185	15185	
%FILL	92.63		92.63		92.63		92.63
ALNCAP LNS	3200	71300	71300	71300	71300	71300	
AENG CCS NAL	4.58		4.58		4.58		4.10
ANLG DEF LNS	-3200	13800	13800	13800	13800	13800	
ESDN CAP TC						0	
ESDN CAP LNS						0	
ESDN CAP ML						0	
ESDN LN MOO						0	
ESDN INS LNS						0	
ESDN UAV LNS						0	
ESDN %FILL						0	
ESDN ENG CCS							

DIGITAL SECTION -----

NAL TRANS						
NAL CAP TC	33000	48800	48800	48800	48800	48800
LNS	5248	17448	17448	17448	17448	17448
ML	5248	17448	17448	17448	17448	17448
LINE UNITS		54	54	54	54	54
INST. LNS	16896	35520	35520	35520	35520	35520
UAV ASSGN	528	624	624	624	624	624
%FILL	50.00		50.00		50.00	
DLNCAP LNS	5248	17448	17448	17448	17448	17448
DENG CCS NAL	4.58		4.58		4.58	
CAP SLC SYS	121	270	270	270	270	270
ENG SLC MD 1	39	186	186	186	186	186
ENG SLC MD2	82	82	82	82	82	82
DEF SLC SYS		0	0	0	0	0
CAP URBN SYS	9	17	17	17	17	17
DEF URBN SYS		0	0	0	0	0
CAP DMS112						0
SLC DLU	21	49	49	49	49	49
URBAN DLU	1	5	5	5	5	5

REPORT: PARTB

PAGE: 3 OF 3  
 BUILDING: MIAM CANAL  
 ENT GUT: 09/10/88

ENTITY: MIAMFLCADSO  
 ENT TERM: 12/31/99

LSDF SYSTEM  
 DIGITAL PART B VERSION 1.00  
 DATABASE: LIVE

DATE: 12/05/91  
 TIME: 13:10:12  
 CHART NO.: 10.1  
 EQ TYPE: D100

JOB/ADJ/AT PMA4754  
 EVENT\_NUM EVT1  
 EVENT\_DATE 04/03/92  
 RDYSD/TDATE 06/30/92  
 REQSD 04/03/92  
 CAP EXH. \*\*/\*\*/\*\*  
 SHIP DATE 01/03/92  
 JOB DESC. GA  
 TRANS ENT

PMA4754  
 EVT2  
 06/30/92  
 06/30/92  
 04/03/92  
 \*\*/\*\*/\*\*  
 06/01/92  
 DISP

PMA3068  
 EVT1  
 06/15/93  
 06/15/93  
 06/15/93  
 \*\*/\*\*/\*\*  
 \*\*/\*\*/\*\*  
 GA

CANFUT  
 EVT1  
 06/15/95  
 06/15/95  
 06/15/95  
 \*\*/\*\*/\*\*  
 01/15/95  
 GA

CANENDJOB  
 EVT1  
 12/31/97  
 12/31/97  
 12/31/97  
 \*\*/\*\*/\*\*  
 11/30/97  
 ENDJOB

ANALOG SECTION -----

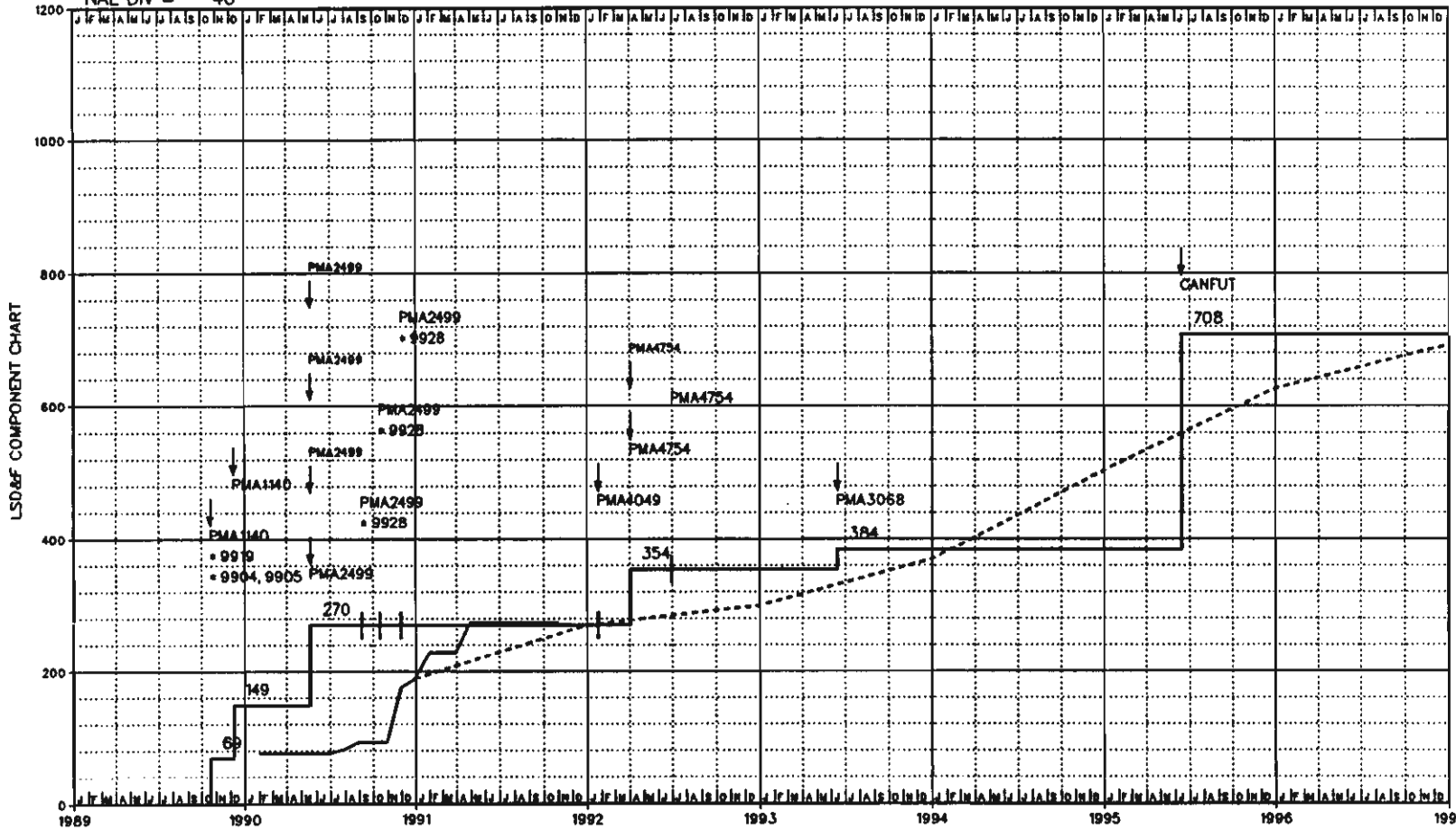
NAL TRANS									
NAL CAP TC	-27400	76300	380	76680	76680	76680	76680	76680	76680
LNS	-2200	69100		69100	69100	69100	69100	69100	69100
ML	-2200	69100		69100	69100	69100	69100	69100	69100
LINE UNITS		144		119	119	119	119	119	119
INST. LNS		92160	-16000	76160	76160	76160	76160	76160	76160
UAV ASSGN	2200	17385	-16000	1385	1385	1385	1385	1385	1385
%FILL	92.41		92.41		92.41		92.41		92.41
ALNCAP LNS	-2200	69100		69100	69100	69100	69100	69100	69100
AENG CCS NAL	4.35		4.12		4.12		4.12		4.12
ANLG DEF LNS	2200	16000	-16000	0	0	0	0	0	0
ISDN CAP TC		0		0	0	0	0	0	0
ISDN CAP LNS		0		0	0	0	0	0	0
ISDN CAP ML		0		0	0	0	0	0	0
ISDN LN MOO		0		0	0	0	0	0	0
ISDN INS LNS		0		0	0	0	0	0	0
ISDN UAV LNS		0		0	0	0	0	0	0
ISDN %FILL									
ISDN ENG CCS									

DIGITAL SECTION -----

NAL TRANS									
NAL CAP TC	4000	52800	10520	63320	63320	18780	82100	-24400	57700
LNS	4032	21480		21480	1440	22920	15552	38472	38472
ML	4032	21480		21480	1440	22920	15552	38472	38472
LINE UNITS		68		68		73		127	127
INST. LNS	8064	43584		43584	2880	46464	31104	77568	77568
UAV ASSGN		624		624		624		624	624
%FILL	50.00		50.00		50.00		50.00		50.00
DLNCAP LNS	4032	21480		21480	1440	22920	15552	38472	38472
DENG CCS NAL	4.35		4.35		4.35		4.35		4.35
CAP SLC SYS	84	354		354	30	384	324	708	708
ENG SLC MD 1	14	202		202	5	207	54	261	261
ENG SLC MD2	70	152		152	25	177	270	447	447
DEF SLC SYS		0		0		0		0	0
CAP URBN SYS		17		17		17		17	17
DEF URBN SYS		0		0		0		0	0
CAP DMS112									
SLC DLW	14	63		63	5	68	54	122	122
URBAN DLW		5		5		5		5	5

NAL DIV = 40

SLC96-ASSIGNED



NOTES:  
 9904 CCS7 TRUNK SIGNALING  
 9905 TOUCHSTAR PHASE I  
 9919 CT/DIP FULL  
 IMPLEMENTATION  
 9928 ONA REQUIREMENTS  
 9930 CALLER ID (ICLID & CND)  
 1819 2301 SW 100 AVE. OBH  
 2000-2100?

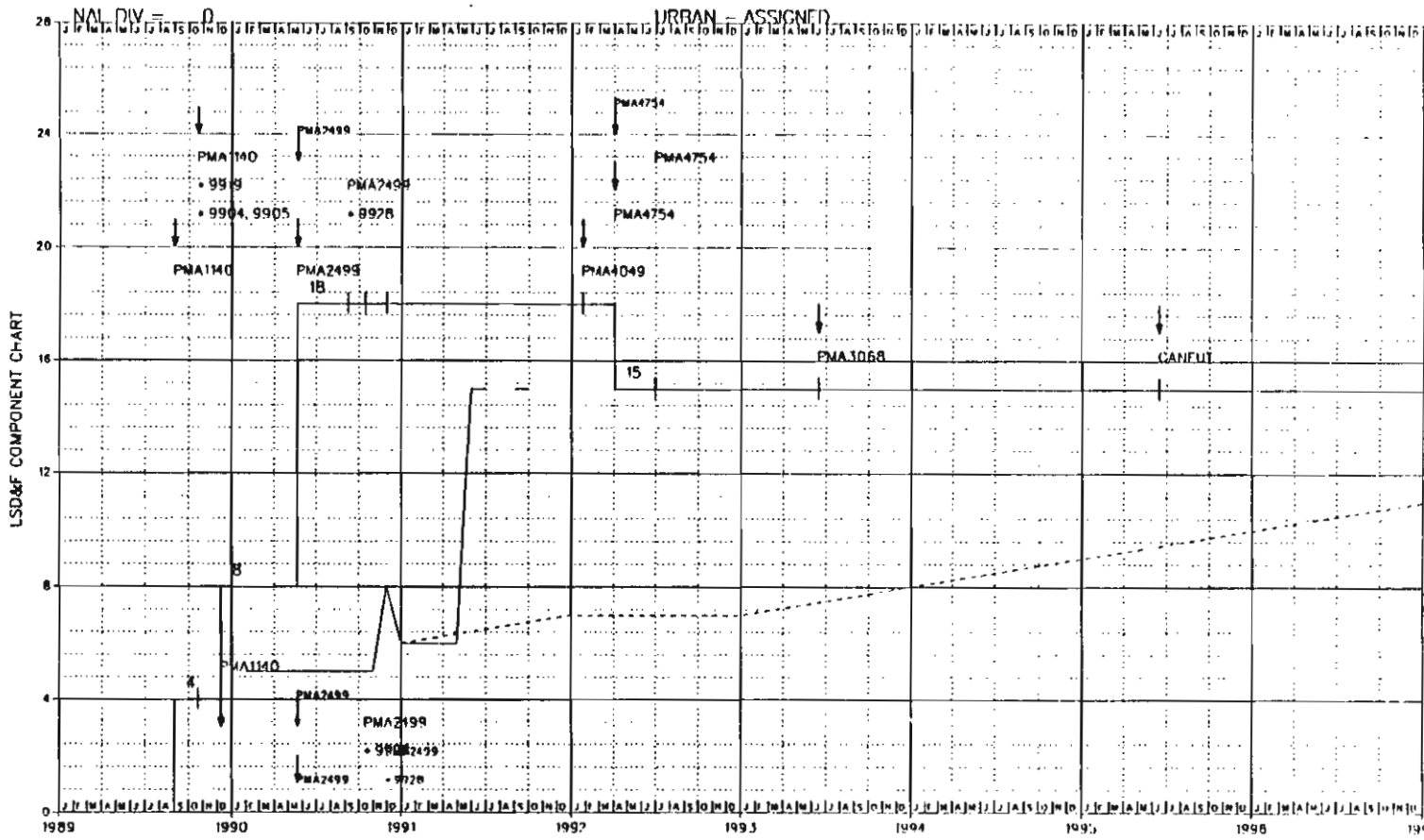
REASON FOR REISSUE:

DATE OF ISSUE: 12/05/91  
 EXCHANGE: MIAMI  
 DATABASE: LIVE  
 EQ TYPE: D100  
 NXX: 220 221 222 223 225  
 226 227 229F 348 440 551  
 552 553 554 559  
 BUILDING: MIAMFLCA STATE: FL  
 LATA: SOET/460  
 COMPANY: SBEL AREA: SBFS  
 DIVISION: SFSO DISTRICT: SDAD  
 EXHAUST: 0 V01/99  
 CONTACT: CMVICENS  
 NUMBER: MRWARREN

YEAR	1989	1990	1991	1992	1993	1994	1995	1996
EMAND GAIN		98 (A) 91	189 (A) 81	270 (F) 29	299 (F) 70	369 (F) 134	503 (F) 123	626 (F) 66
LC MODE 1C		0	0	0	0	0	0	0
LC MODE 1F		98	148	188	193	205	92	153
LC MODE 2C		0	0	0	0	0	0	0
LC MODE 2F		0	41	82	106	164	411	473

ENTITY: MIAMFLCADSO  
 CHART: 10.1





NOTES:  
 9904 CCS7 TRUNK SIGNALING  
 9905 TOUCHSTAR PHASE 1  
 9919 CT/DIP FULL IMPLEMENTATION  
 9928 ONA REQUIREMENTS CALLER ID (CLID & CND)  
 9930 2301 SW 100 AVE ODIH  
 1819 2000-2100

REASON FOR REISSUE:

DATE OF ISSUE: 11/23/91  
 EXCHANGE: MIAMI  
 DATABASE: LIVE  
 EO TYPE: D100  
 NXX: 220 221 222 223 225  
 226 227 229F 348 440 551  
 552 553 554 559

BUILDING: MIAMI/CA STATE FL  
 LAIA: SOE1/460  
 COMPANY: SREL AREA SBFS  
 DIVISION: SFSO DISTRICT SDAD  
 EXHAUST: 01/01/99  
 CONTACT: CMVICENS  
 NUMBER: MRWARREN

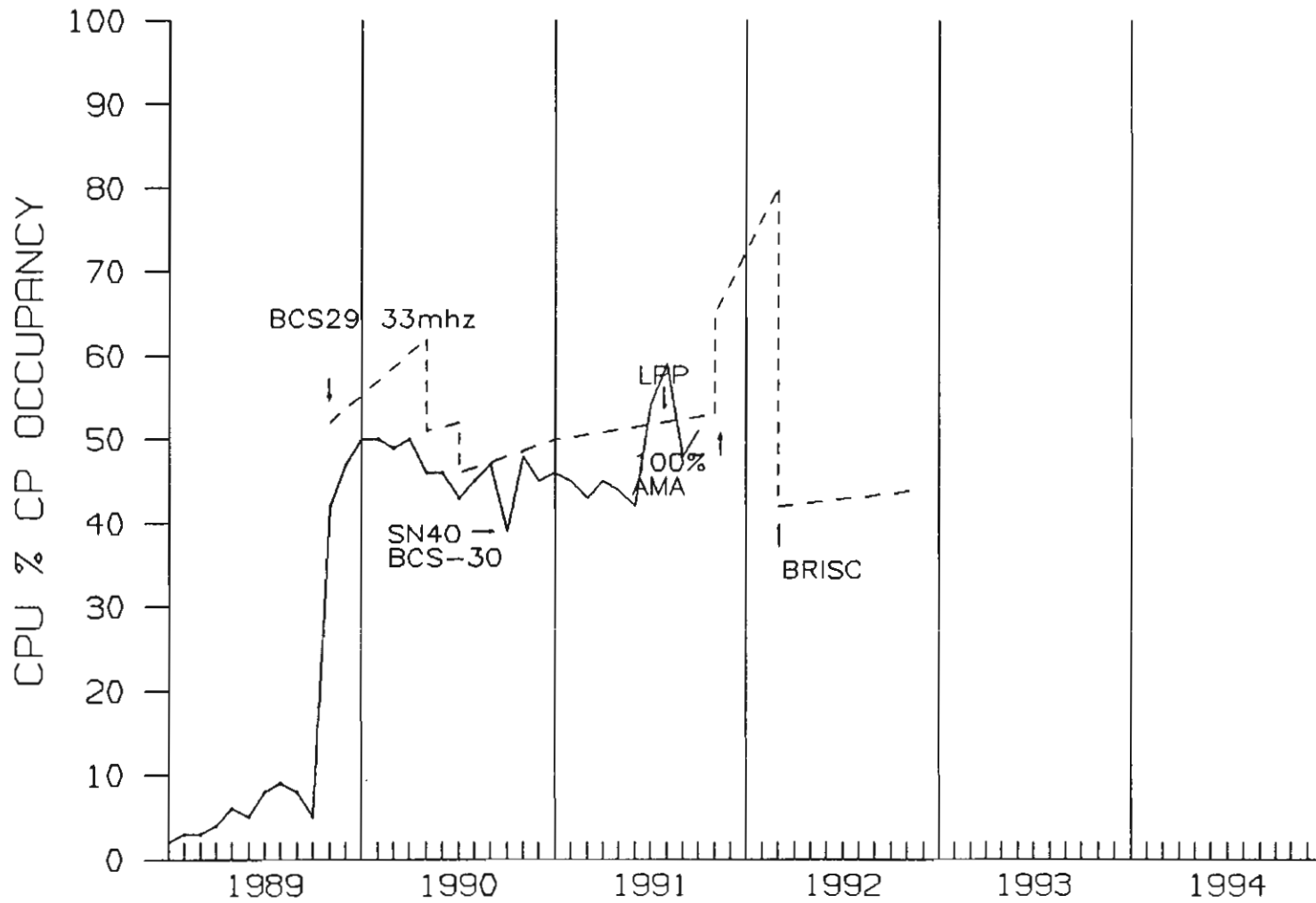
YEAR	1989	1990	1991	1992	1993	1994	1995	1996
DEMAND GAIN			6 (A) 1	7 (F) 0	7 (F) 1	8 (F) 1	9 (F) 1	10 (F) 1

ENTITY: MIAMI/CA/50  
 CHART: 10.1

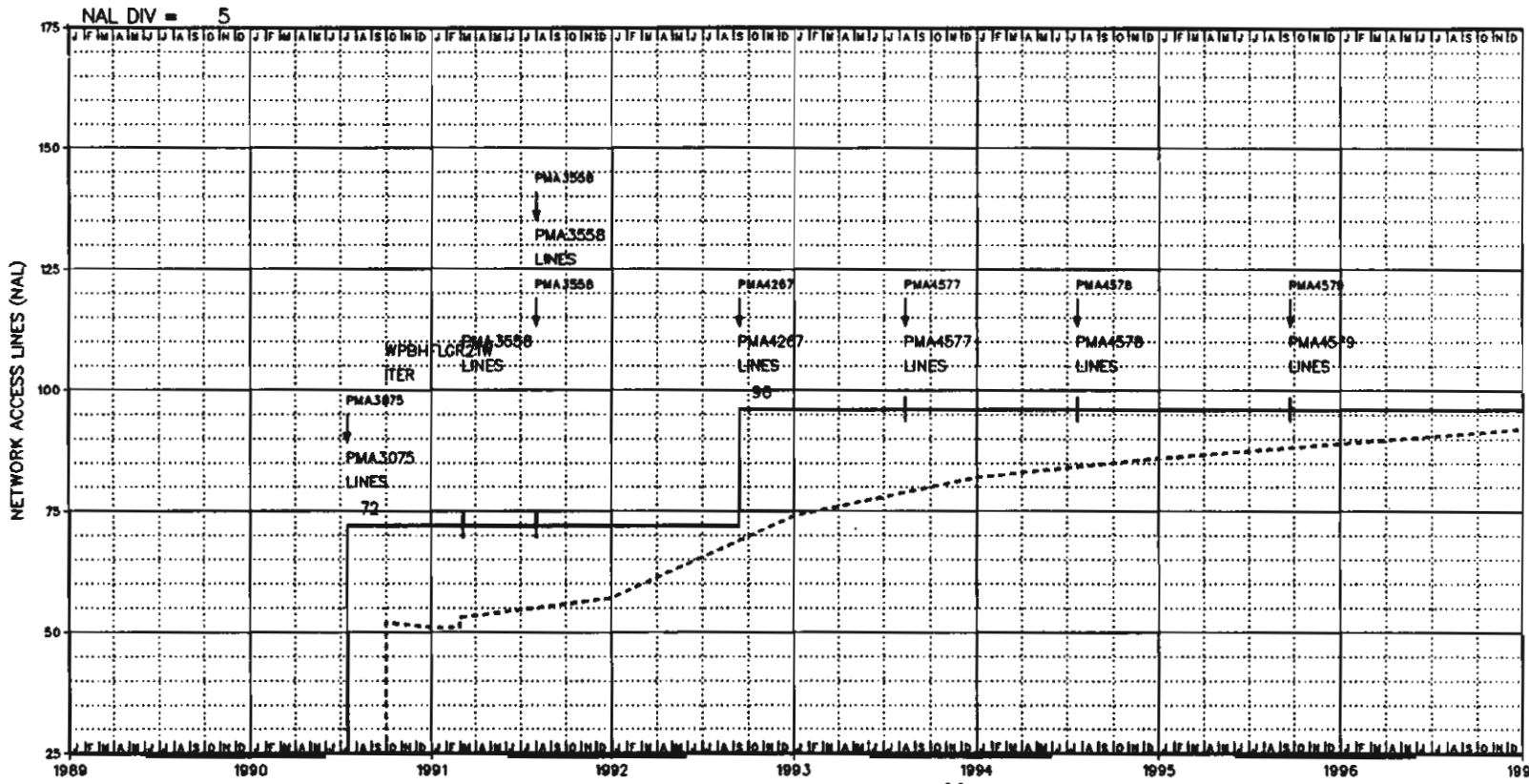
# MIAMI CANAL DSO

## CALL PROCESSING CAPACITY

MIAMFLCADSO  
SUPERNODE  
CHART: 10.1



ISSUE DATE: DECEMBER 2, 1991



NOTES:  
1924 ALL CAPACITIES IN SIGNALING LINKS

REASON FOR REISSUE:

DATE OF ISSUE: 12/04/91  
 EXCHANGE: MIAMI  
 DATABASE: LIVE  
 EQ TYPE: STP  
 NXX:

BUILDING: MIAMFLCA STATE: FL  
 LATA: SOET/460  
 COMPANY: SBEL AREA: SBFS  
 DIVISION: SFSO DISTRICT: SDAD  
 EXHAUST: 01/01/99  
 CONTACT: KJDIPRIMA  
 NUMBER: MRWARREN  
 EQ ENGINEER: C8SLAUGHTER

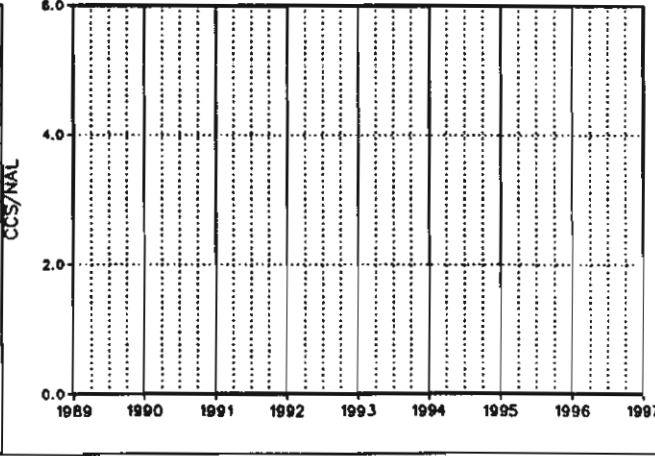
E. A. DATE: \*\*/\*\*/  
 DIR CLOSE: \*\*/\*\*/  
 DIR DELIVER: \*\*/\*\*/  
 NAL FCST: \*\*/\*\*/  
 CCS FCST: \*\*/\*\*/  
 ENTITY CUT: 07/15/90  
 ENTITY TERM: 01/01/01  
 LATEST NAL  
 SWITCH HOST

ENTITY: MIAMFLCA21W CHART: 10.2

YEAR	1989	1990	1991	1992	1993	1994	1995	1996	1997
INAL		0	(F) 51	(F) 57	(F) 74	(F) 82	(F) 86	(F) 89	(F) 92
INES									
CS/NAL		0.00	0.00	0.00	0.00	0.00	0.00	0.00	0.00
CS STATUS									
INAL/LN RATIO									

SVC.	1989	1990	1991	JOBNUM	RDYSD	REQSD	SHIP
DTS				PMA3075	07/15/90	07/15/90	04/27/90
				PMA3558	03/08/91	08/02/91	05/03/91
				PMA3558	08/02/91	08/02/91	05/03/91
				PMA4267	08/13/92	08/13/92	05/31/92
IML				PMA4577	08/13/93	08/13/93	04/23/93
				PMA4578	07/22/94	07/22/94	04/01/94
				PMA4579	09/22/95	09/22/95	06/02/95
%IFFM							



REPORT: FARTB

PAGE: 1 OF 2

BUILDING: MIAM CANAL

ENT CUT: 07/15/90

ENTITY: MIAMFLCA21W

ENT TERM: 01/01/01

LSDF SYSTEM

GRAPHIC PART B VERSION 1.00

DATABASE: LIVE

DATE: 12/04/91

TIME: 16:45:01

CHART NO.: 10.2

EQ TYPE: STP

JOB/ADJ/AT	PMA3075	1990AT1	PMA3558	PMA3558	PMA4267	PMA4577
EVENT_NUM	EVT1		EVT1	EVT2	EVT1	EVT1
EVENT_DATE	07/15/90	10/01/90	03/08/91	08/02/91	09/13/92	08/13/93
RDYSD/TDATE	07/15/90	10/01/90	08/02/91	08/02/91	09/13/92	08/13/93
REQSD	07/15/90	**/**/**	08/02/91	08/02/91	09/13/92	08/13/93
CAP EXH.	**/**/**	**/**/**	**/**/**	**/**/**	**/**/**	**/**/**
SHIP DATE	04/27/90	**/**/**	05/03/91	05/03/91	05/31/92	04/23/93
JOB DESC.	INITIAL STP	ITER	BCS-31	BCS-32	GA	
NAL TRANS		52				
TRANS ENT		WPBHFLGR21W				
LSEI						
NAL CAP SE	72				24	96
TC	72		72	72	24	96
LNS	72		72	72	24	96
NOS	72				24	96
ML	72		72	72	24	96
CNTRX CAP						
INST. NOS						
UAV ASSGN						
%FNOS						
INST. LNS	72		72	72	36	108
UAV ASSGN					12	12
%TOTAL FILL						
LNCAP IN LNS	72		72	72	24	96
SIZING DATE			11/06/90	11/06/90	10/23/91	07/26/91
NDO DUE	03/28/90		12/01/90	12/01/90	10/12/91	08/15/92
TELCO DUE	03/29/90		01/04/91	01/04/91	02/23/92	12/26/92
TURNOVER	06/22/90		08/30/91	08/30/91	09/13/92	08/13/93
GENERIC SVC	07/15/90		03/08/91	08/02/91	09/26/92	08/13/93
GENERIC	BCS-30		BCS-31	BCS-32	BCS-32	BCS-34
CONC RATIO						
ENG LSF						
ENG CCS/NAL						
DESIGN BS						
MRAJ	25.99		0.00	0.00	0.00	0.00
PROCESSOR						
CAP TRUNK						
DGTL TK UNIT						
LLN/LT/SM/NM						
LSR/LTS/*						
LSH/*L32						
TSC/*TSS/NP						
TLN/*L64						
TOT FRS/SHL			0	0	0	0
REUSE FR/SHL			0	0	0	0
GROSS ADDNS	50		0	50	400	50
EXT JDB DESC				E29.E55/E24,	GROW V/LPP	
%CTDIP						
JOB CAT.	N		G	G	A	M

REPORT: PARTB

PAGE: 2 OF 2  
 BUILDING: MIAM CANAL  
 ENT CUT: 07/15/90

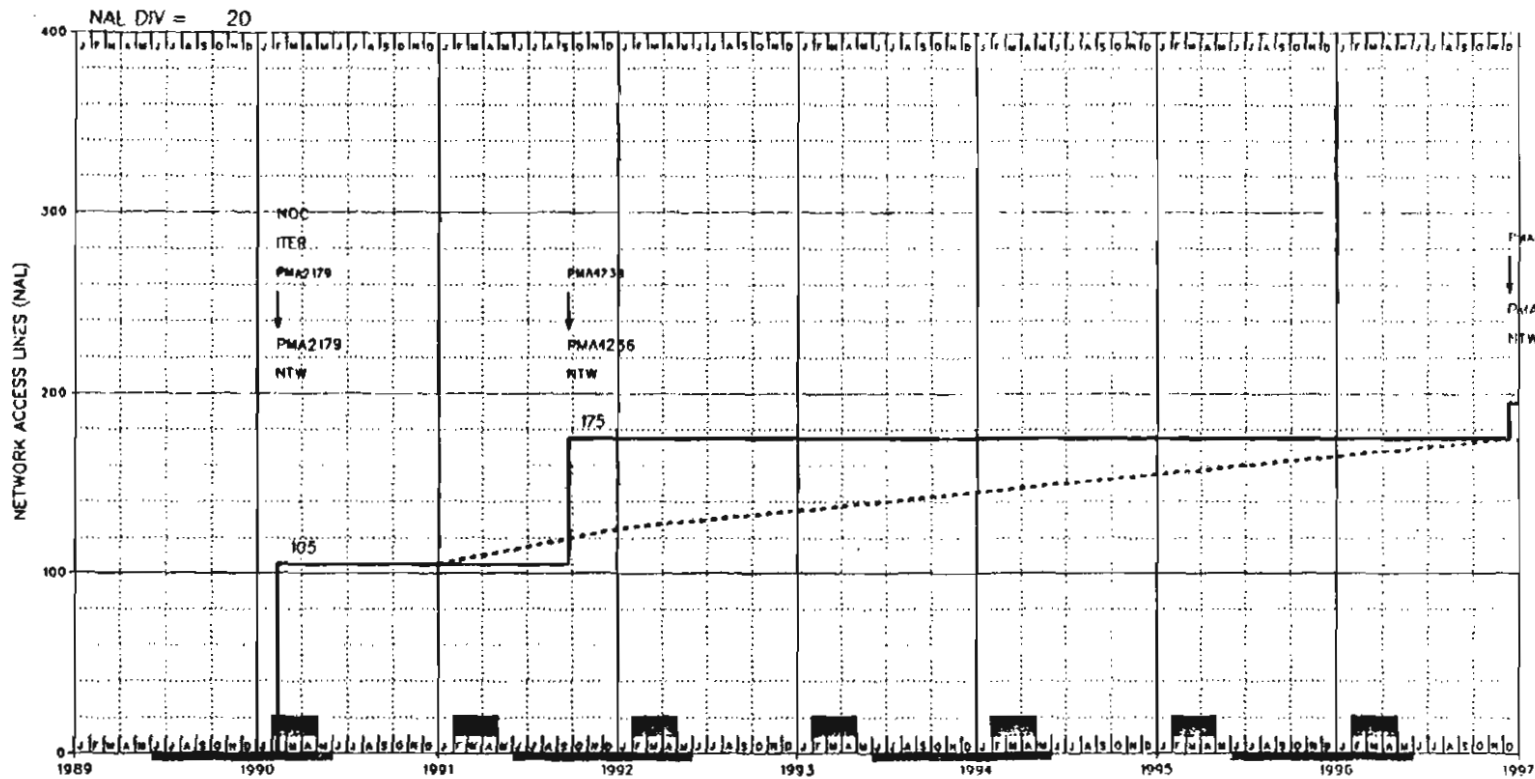
ENTITY: MIAMFLCA21W  
 ENT TERM: 01/01/01

LSDF SYSTEM  
 GRAPHIC PART B VERSION 1.00  
 DATABASE: LIVE

DATE: 12/04/91  
 TIME: 16:45:01  
 CHART NO.: 10.2  
 EQ TYPE: STP

JOB/ADJ/AT	PMA4578		PMA4579
EVENT_NUM	EVT1		EVT1
EVENT_DATE	07/22/94		09/22/95
RDYSD/TDATE	07/22/94		09/22/95
REQSD	07/22/94		09/22/95
CAP EXH.	**/**/**		**/**/**
SHIP DATE	04/01/94		06/02/95
JOB DESC.			
NAL TRANS			
TRANS ENT			
LSEI			
NAL CAP SE	96		96
TC	96		96
LNS	96		96
NOS	96		96
ML	96		96
CNTRX CAP			
INST. NOS			
UAV ASSGN			
%FNOS			
INST. LNS	108		108
UAV ASSGN	12		12
%TOTAL FILL			
LNCAP IN LNS	96		96
SIZING DATE	07/26/91		07/26/91
NDO DUE	07/24/93		09/24/94
TELCO DUE	12/03/93		02/03/95
TURNOVER	07/22/94		09/22/95
GENERIC SVC	07/22/94		09/22/95
GENERIC	BCS-34		BCS-36
CONC RATIO			
ENG LSF			
ENG CCS/NAL			
DESIGN BS			
MRAJ	0.00		0.00
PROCESSOR			
CAP TRUNK			
DGTL TK UNIT			
LN/LT/SM/NM			
LSR/LTS/%			
LSH/%/L32			
TSC/%/TSS/NP			
TLN/%/L64			
TOT FRS/SHL	0		0
REUSE FR/SHL	0		0
GROSS ADDNS	50		50
EXT JOB DESC			
%CTDIP			

JOB CAT. M M



NOTES:

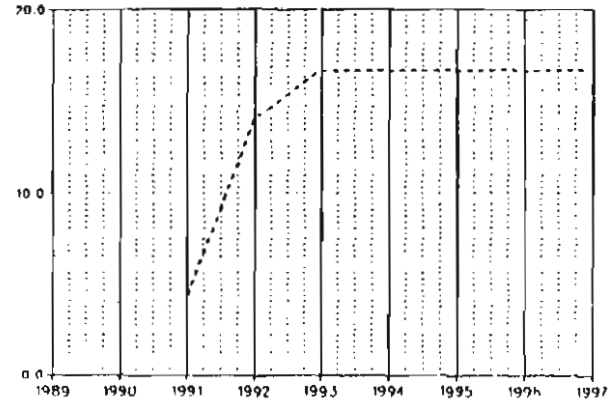
REASON FOR REISSUE:  
1852 444 NW 79 AVE OBH  
1600-1700

DATE OF ISSUE: 11/25/91  
EXCHANGE: MIAMI  
DATABASE: LIVE  
EQ TYPE: 5ES  
NXX:

BUILDING MIAMI/CC STAFF FL  
LATA: SOET/460  
COMPANY: SREL AREA: SBFS  
DIVISION: SFSD DISTRICT: SOAD  
EXHAUST: \*\*/\*\*/\*\*  
CONTACT: JRSIOU1  
NUMBER MKKLENZAK  
EQ ENGINEER JLKERN5

E. A. DATE 02/11/90  
DIR CLOSE 05/14/92  
DIR DELIVER 09/11/92  
NAL FCST 02/16/90  
CCS FCST 08/01/90  
ENTITY CUT 02/11/90  
ENTITY TERM 01/01/99  
LATEST NAL  
SWITCH HOST MIAMI/FLDSO  
ENTITY: CHART:  
MIAMI/FLCK21 11.0

YEAR	1989	1990	1991	1992	1993	1994	1995	1996	1997
NAL LINES		105 (A)	125 (F)	135 (F)	145 (F)	155 (F)	165 (F)	175 (F)	
CCS/NAL		4.37	14.07	18.68	18.66	18.66	18.66	18.66	
CCS STATUS		A							
NAL/LN RATIO		1.00000	1.00000	1.00000	1.00000	1.00000	1.00000	1.00000	
SVC.	1989	1990	1991	JOBNUM RDYSO REQSD SHP					
DTS				PMA2179	02/11/90	02/11/90	09/30/89		
				PMA4238	09/22/91	09/22/91	08/17/91		
				PMA4799	12/12/98	12/12/98	11/08/98		
				PMAFUT2	12/15/98	12/15/98	11/15/98		
IML									
%IFFM									

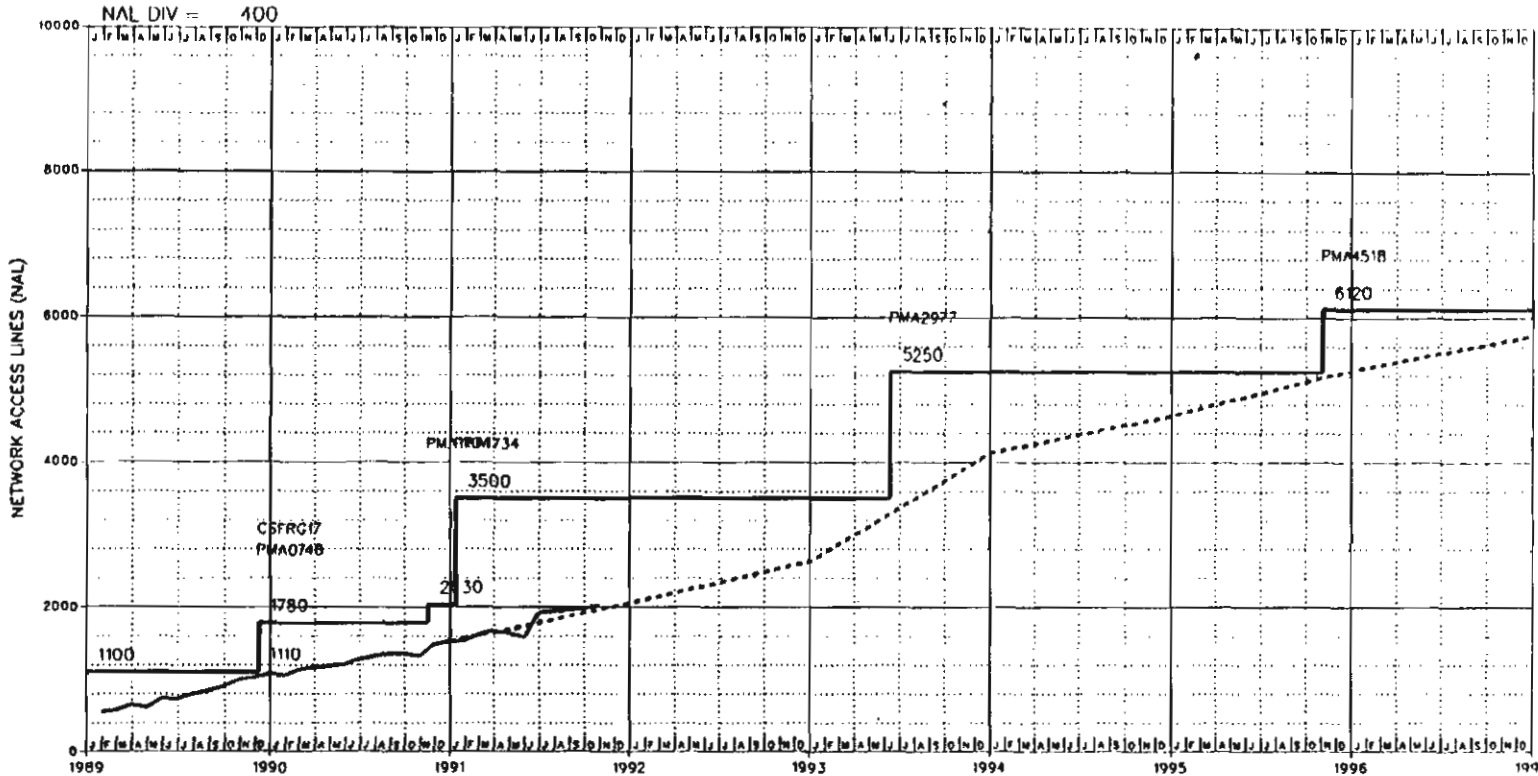


REPORT: PART B  
 PAGE: 1 OF 1  
 BUILDING: MIAM COMPUTER CENTERITY: MIAMFLCCK21  
 ENT CUT: 02/11/90 ENT TERM: 01/01/99

LSDF SYSTEM  
 GRAPHIC PART B VERSION 1.00  
 DATABASE: LIVE

DATE: 11/25/91  
 TIME: 19:03:40  
 CHART NO.: 11.0  
 EQ TYPE: SES

JOB/ROJ/AT	1990AT1	PMA2179	PMA4236	PMA4799	PMAFUT2
EVENT-NUM		EVT1	EVT1	EVT1	EVT1
EVENT-DATE	02/11/90	02/11/90	09/22/91	12/12/96	12/15/98
ROYSO/TOATE	02/11/90	02/11/90	09/22/91	12/12/96	12/15/98
REQSO	**/**/**	02/11/90	09/22/91	12/12/96	12/15/98
CAP EXH.	**/**/**	**/**/**	**/**/**	**/**/**	**/**/**
SHIP DATE	**/**/**	09/30/89	08/17/91	11/06/96	11/15/98
JOB DESC.	1TER	GA	GA	GA	END JOB
NAL TRANS	95				
TRANS ENT	NOC				
LSEI		NTW	NTW	NTW	NTW
NAL CAP SE		0	0	0	0
TC					
LNS				0	
NOS					0
ML		105 105	70 175	20 195	195
CNTRX CAP					
INST. NOS					
URV ASSGN					
%FNOS					
INST. LNS					
URV ASSGN					
%TOTAL FILL					
LNCAP IN LNS					
SIZING DATE			03/22/91	10/14/91	10/14/91
NDO DUE		05/31/89	03/30/91	03/13/96	05/05/98
TELCO DUE		06/10/89	04/27/91	06/12/96	08/08/98
TURNOVER		02/11/90	09/22/91	12/12/96	12/15/98
GENERIC SVC					
GENERIC		SE6	SE6	SE6	SE6
CONC RATIO					
ENG LSF					
ENG CCS/NAL					
DESIGN BS					
MRRJ		19.32	62.69	24.08	0.00
PROCESSOR					
CAP TRUNK		0 0	0 0	0	0
OGTL TK UNIT		0	0		
LLN/LI/SM/NM					
LSR/LIS/=/					
LSH/=/L32					
TSC/=/TSS/NP					
TLN/=/L64					
TOT FRS/SHL		1	0	0	0
REUSE FR/SHL			0	0	0
GROSS ADDNS			14	7	10
EXT JOB DESC		RISLU	RISLU/DRAWER	CARDS	CARDS
%CTOIP					
JOB CAT.		N	A	A	



NOTES:

REASON FOR REISSUE:

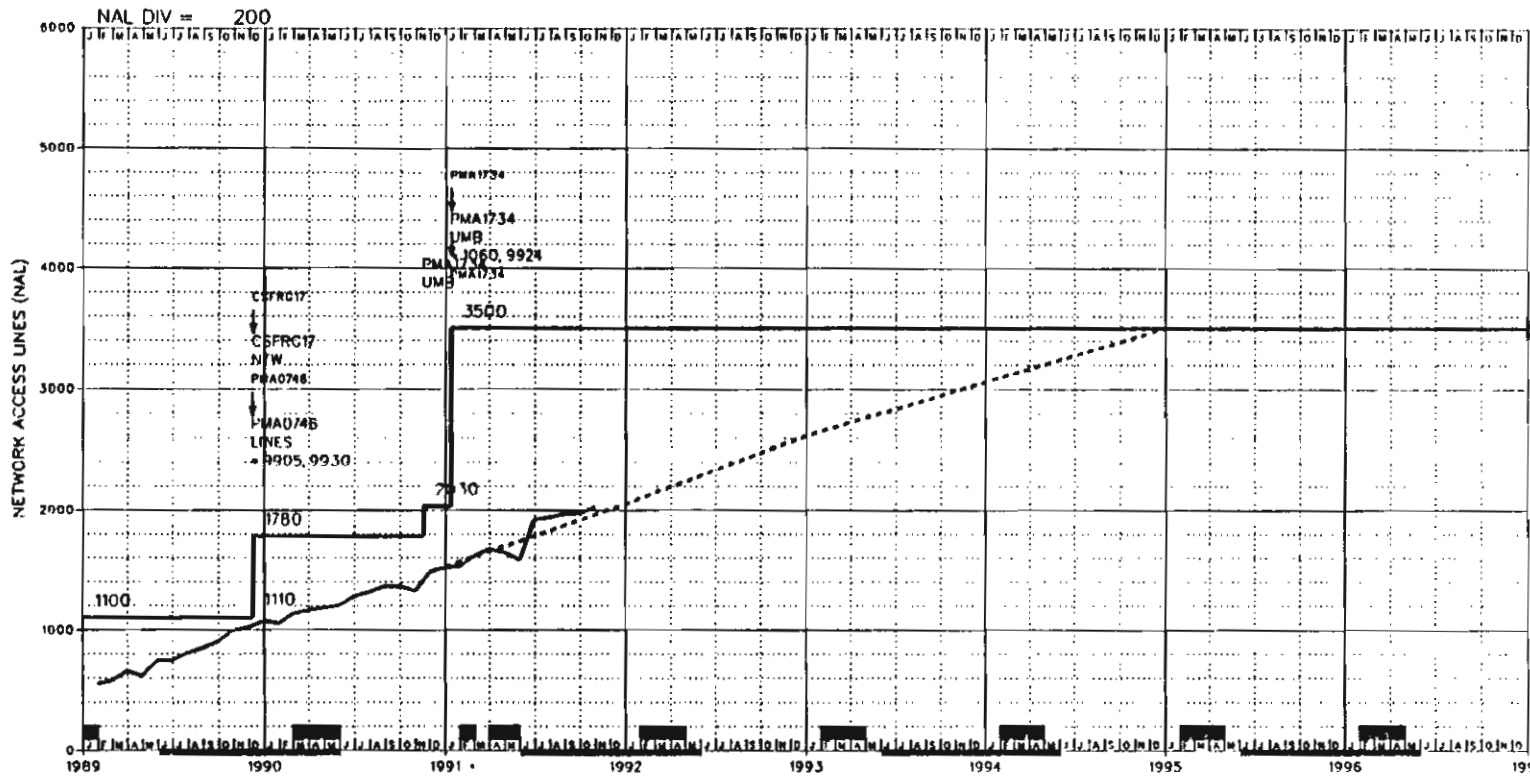
DATE OF ISSUE: 11/25/91  
 EXCHANGE: MIAMI  
 DATABASE: LIVF

BUILDING MIAMFLDB STATE: FL  
 LATA: 50ET/460  
 COMPANY: SBEL AREA: SBFS  
 DIVISION: SFSO DISTRICT: SDAD  
 EXHAUST: 01/01/99

YEAR	1989		1990		1991		1992		1993		1994		1995		1996	
NAL/GAIN	394	680	1074	447	1521	529	2050	570	2620	1500	4120	520	4640	635	5275	470
NAL/LN RATIO																

BUILDING: MIAMFLDB  
 CHART: 12.0



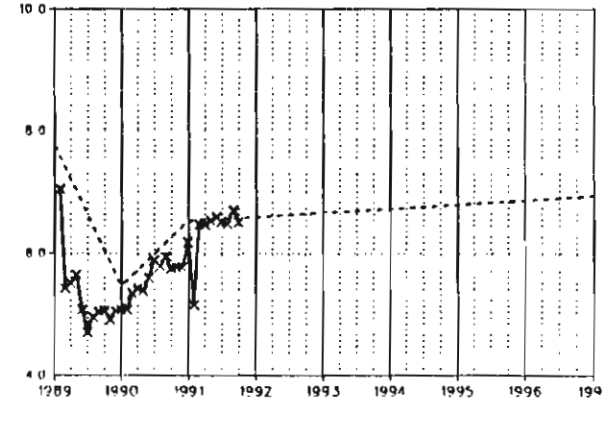


NOTES:  
 1060 OFFICE CONFIGURED AS  
 EXTENDED RSC  
 9905 TOUCHSTAR PHASE I  
 9924 TOUCHSTAR PHASE II  
 9930 CALLER ID (CLID & CND)

REASON FOR REISSUE:  
 1844 REAR OF 9405 OLD DIXIE  
 HWY OBH 1600-1700

DATE OF ISSUE: 11/25/91  
 EXCHANGE: MIAMI  
 DATABASE: LIVE  
 EO TYPE: RSC  
 NXX:  
 6700 6701 6702 6703

YEAR	1989	1990	1991	1992	1993	1994	1995	1996	1997
NAL	394 (A)	1074 (A)	1521 (A)	2050 (F)	2620 (F)	3060 (F)	3500 (F)	3500 (F)	3500 (F)
LINES	394	1074	1521	2050	2620	3060	3500	3500	3500
CCS/NAL	7.77	5.46	6.52	6.59	6.66	6.72	6.79	6.86	6.93
CCS STATUS	A	A	A						
NAL/LN RATIO	1.00000	1.00000	1.00000	1.00000	1.00000	1.00000	1.00000	1.00000	1.00000
SVC	1989	1990	1991	JOBNUM RDYSD REQSD SHIP					
DTS				PMA0746 12/08/89 12/08/89 09/29/89					
				CSFRG17 12/09/89 12/09/89 11/11/89					
				PMA1734 11/17/90 01/13/91 08/17/90					
				PMA1734 01/13/91 01/13/91 08/17/90					
				DRRSO - FNDJDR 01/01/97 01/01/97 10/23/96					
IML									
%IFFM									



BUILDING MIAMFLDR STATE: FL  
 LATA: SOET/160  
 COMPANY: SBEL AREA: SBFS  
 DIVISION SFSO DISTRICT: SDAD  
 EXHAUST: 01/01/99  
 CONTACT: RLCORE  
 NUMBER WRMOBLEY  
 EQ ENGINEER CBSLAUGHTER

E. A. DATE 11/21/87  
 DIR CLOSE 05/14/92  
 DIR DELIVER 09/11/92  
 NAL FCST 06/15/91  
 CCS FCST 08/15/91  
 ENTITY CUT 11/21/87  
 ENTITY TERM 01/01/99  
 LATEST NAL 2024  
 SWITCH HOST MIAMFLGRDSU  
 ENTITY: CHARI:  
 MIAMFLDRSU 12.1

REPORT: PARTB

PAGE: 1 OF 1

BUILDING: MIAM DADELANO BLVNTITY: MIAMFL08R50

ENT CUT: 11/21/87

ENT TERM: 01/01/99

LSDF SYSTEM

GRAPHIC PART B VERSION 1.00

DATABASE: LIVE

DATE: 11/25/91

TIME: 19:03:40

CHRP NO.: 12.1

EQ TYPE: RSC

JOB/ADJ/AT PMA0746  
EVENT-NUM EVT1  
EVENT-DATE 12/08/89  
RDYSD/TORATE 12/08/89  
REQSO 12/08/89

CSFRG17  
EVT1  
12/09/89  
12/09/89  
12/09/89

PMA1734  
EVT1  
11/17/90  
01/13/91  
01/13/91

PMA1734  
EVT2  
01/13/91  
01/13/91  
01/13/91

OORSO-ENOJOB  
EVT1  
01/01/97  
01/01/97  
01/01/97

CAP EXH. \*\*/\*\*/\*\*  
SHIP DATE 09/29/89  
JOB DESC. TOUCHSTAR

\*\*/\*\*/\*\*  
11/11/89  
CARDS

\*\*/\*\*/\*\*  
08/17/90  
CA

\*\*/\*\*/\*\*  
08/17/90  
GA-UMBILICAL

\*\*/\*\*/\*\*  
10/23/96  
END JOB

LSEI NTH  
NAL CAP SE -20 1780  
TC -20 1780  
LNS 10 1110  
NOS 3400  
ML 10 1110  
CNTRX CAP 10 1110  
INST. NOS 4000  
UAV ASSGN 0  
%FNOS 85.00  
INST. LNS 2560  
UAV ASSGN 13 1312  
%TOTAL FILL 88.80  
LNCAP IN LNS 10 1110  
SIZING DATE 09/06/89  
NOO DUE 03/10/89  
TELCO DUE 04/28/89  
TURNOVER 12/08/89  
GENERIC SVC  
GENERIC  
CONC RATIO 4  
ENG LSF  
ENG CCS/NAL 7.83  
DESIGN BS  
MRAJ 19.75  
PROCESSOR  
CAP TRUNK  
DGTL TK UNIT 0  
LLN/LT/SH/NM 0  
LSR/LTS/\*\* 4  
LSH/\*\*/L32 0  
TSC/\*\*/TSS/NP 0  
TLN/\*\*/L64 20  
TOT FR/SHL 0  
REUSE FR/SHL 0  
GROSS ADDNS 28  
EXT JOB DESC T# - 1/T# -  
%CTOIP 8.20

NTH  
1780  
1780  
1170 2280  
3400  
670 1780  
570 1780  
4000  
0  
85.00  
2560  
-1274 38  
90.40  
1170 2280  
09/06/89  
10/14/89  
10/28/89  
12/09/89  
4  
7.83  
13.14  
0  
0  
0  
0  
20 40  
0  
0  
0  
CARDS  
6.60

UMB  
250 2030  
1770 3550  
270 2550  
1700 5100  
250 2030  
1720 3500  
2000 6000  
0  
85.00  
1920 4480  
1644 1682  
91.00  
270 2550  
03/20/90  
04/07/90  
05/04/90  
01/13/91  
4/5  
6.45  
1.87  
0  
0  
3 7  
0  
0  
30 70  
0  
0  
0  
EXTO RSC/3 L  
6.00

UMB  
1470 3500  
3550  
960 3510  
5100  
1470 3500  
3500  
6000  
0  
85.00  
4480  
748  
-934 748  
94.05  
960 3510  
03/20/90  
04/07/90  
05/04/90  
01/13/91  
4/5  
6.45  
71.62  
0  
0  
3 7  
0  
0  
390  
UMBILICAL/CAR  
2.95

UMB  
3500  
3550  
3510  
5100  
3500  
3500  
6000  
0  
85.00  
4480  
748  
94.10  
3510  
02/22/90  
03/28/96  
07/25/96  
01/01/97  
4/5  
6.45  
0.00  
0  
0  
0  
0  
0  
0  
0  
END JOB  
2.95

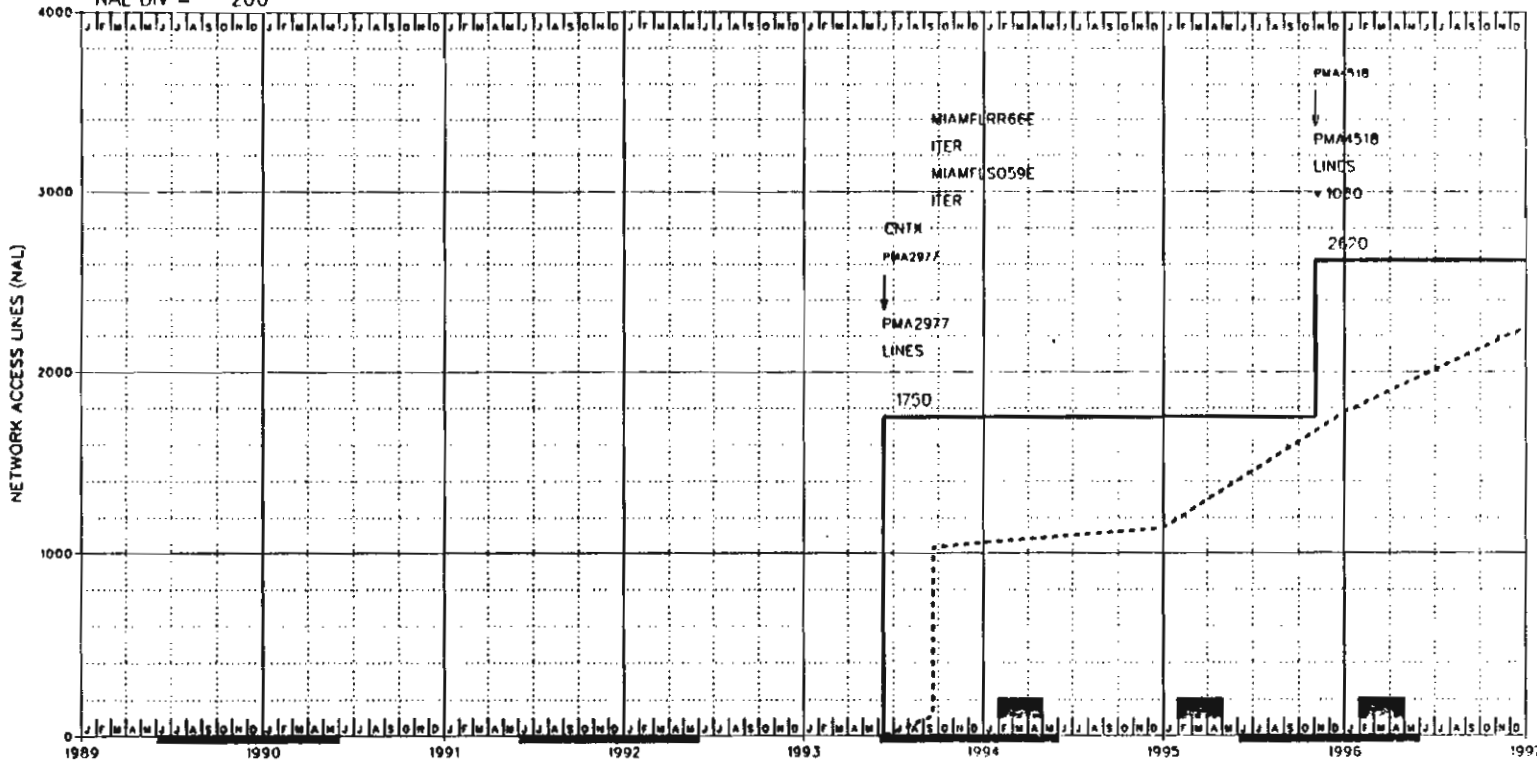
JOB CAT. M

A

A

A

NAL DIV = 200



NOTES:  
1060 OFFICE CONFIGURED AS  
EXTENDED RSC.

REASON FOR REISSUE:  
1844 REAR OF 9405 OLD DIXIE  
HWY OBH 1600-1700

DATE OF ISSUE: 11/25/91  
EXCHANGE MIAMI  
DATABASE: LIVE  
EQ TYPE: RSC  
NXX:  
6706 6707 6708 6709

BUILDING: MIAMFLDBR STATE: FL  
LATA: SOET/460  
COMPANY: SBEL AREA: SBEL S  
DIVISION: SFSO DISTRICT: SOAD  
EXHAUST: 01/01/99  
CONTACT: RLGORE  
NUMBER WRMOBLEY  
EQ ENGINEER CBSLAUCHTER

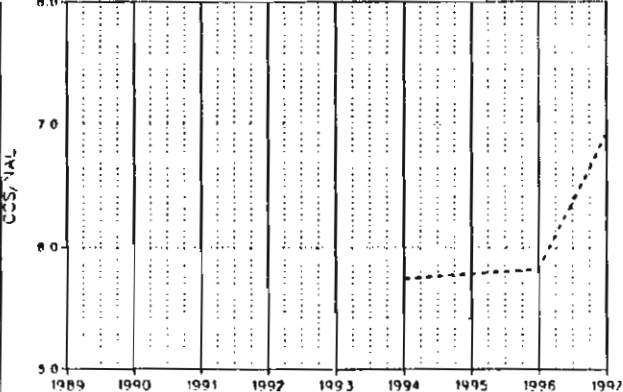
E A DATE 06/15/93  
DIR CLOSE 05/14/92  
DIR DELIVER 09/11/92  
NAL FCST 06/15/91  
CCS FCST 07/24/90  
ENTITY CUT 06/17/93  
ENTITY TERM 01/01/99  
LATEST NAL  
SWITCH HOST MIAMFLGRDSO  
ENTITY: CHART:

MIAMFLDBRS1 12.2

YEAR	1989	1990	1991	1992	1993	1994	1995	1996	1997
NAL			(F)	(F)	(F)	1060 (F)	1140 (F)	1775 (F)	2245 (F)
LINES						1060	1140	1775	2245
CCS/NAL			0.00	0.00	0.00	5.74	5.78	5.82	6.93
CCS STATUS									
NAL/LN RATIO						1.00000	1.00000	1.00000	1.00000

SVC.	1989	1990	1991	JOBNUM	RDYSD	REQSD	SHIP
DTS				PMA2977	06/12/93	06/12/93	04/03/93
				PMA4518	11/03/95	11/03/95	09/07/95
				DBRS1-ENHJOB	01/01/98	01/01/98	11/06/97
IMI							
%IFFM							



REPORT: PARTB

PAGE: 1 OF 1

BUILDING: MIAM OROELANO BLVD NTITY: MIAMFLOBRSI

ENT CUT: 06/12/93

ENT TERM: 01/01/99

LSDP SYSTEM

GRAPHIC PART B VERSION 1.00

DATABASE: LIVE

DATE: 11/25/91

TIME: 19:03:40

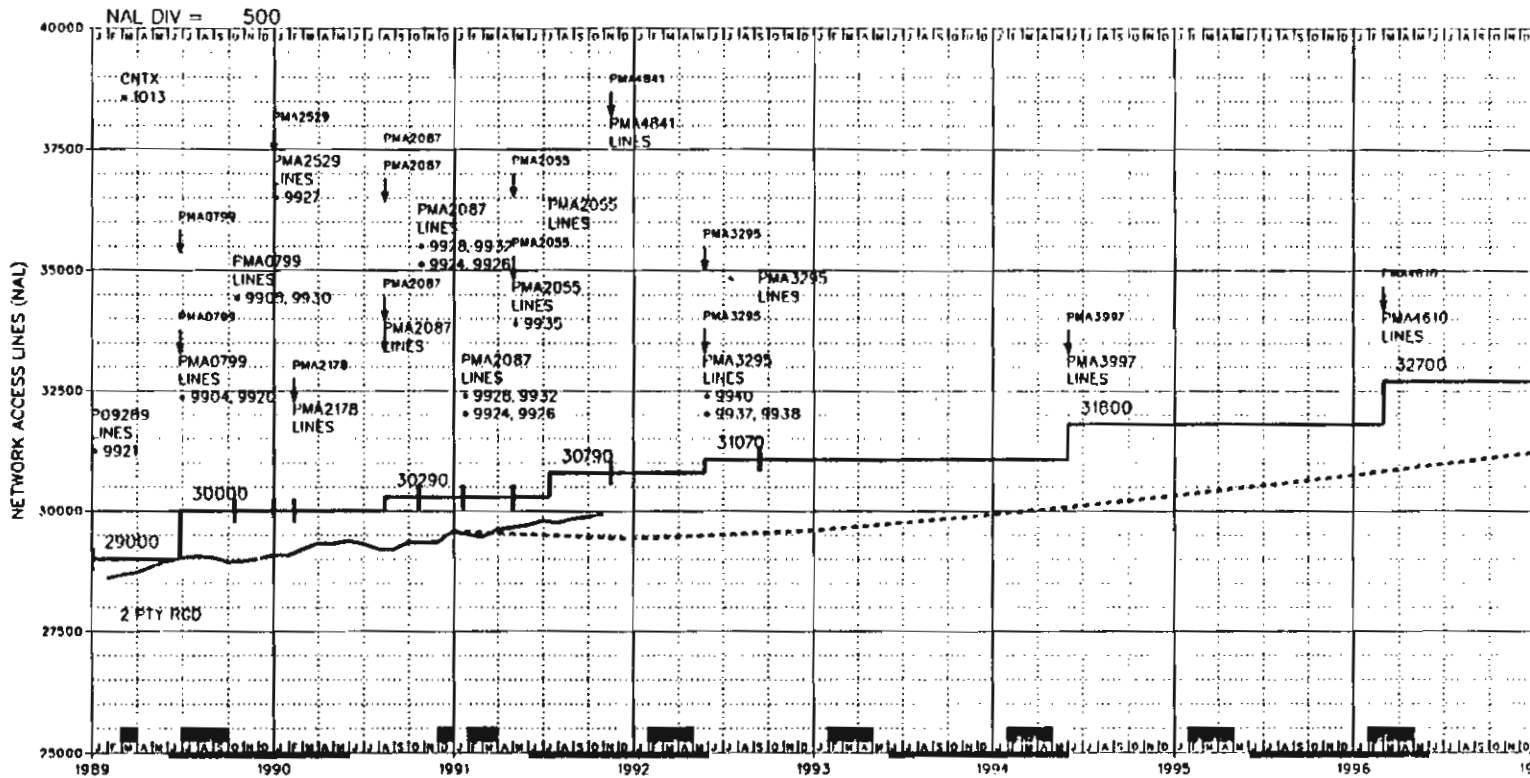
CHART NO.: 12.2

EQ TYPE: RSC

JOB/ROJ/RY	PMA2977	1993AT3	1993AT1	1993AT2	PMA4510	0BR51-ENDJOB
EVENT-NUM	EVT1				EVT1	EVT1
EVENT-DATE	06/12/93	06/15/93	09/20/93	09/20/93	11/03/95	01/01/98
ROYSO/TOATE	06/12/93	06/15/93	09/20/93	09/20/93	11/03/95	01/01/98
REQSO	06/12/93	###/##/##	###/##/##	###/##/##	11/03/95	01/01/98
CAP EXH.	##/##/##	##/##/##	##/##/##	##/##/##	##/##/##	##/##/##
SHIP DATE	04/05/93	##/##/##	##/##/##	##/##/##	09/07/95	11/06/97
JOB DESC.	NE	CNTX	ITER	ITER	GA	END JOB
NAL TRANS		1	200	725		
TRANS ENT			MIAMFLS059E	MIAMFLRR66E		
LSEI	NTW				NTW	NTW
NAL CAP SE		1750			870 2620	880 3500
TC		1750			870 2620	880 3500
LNS		1750			870 2620	880 3500
NOS		4250			870 4250	880 4250
ML		1750			870 2620	880 3500
CNTRX CAP						
INST. NOS		5000				5000
UAV ASSGN		0			0	0
%FNOS	85.00				85.00	85.00
INST. LNS		2560			1280 3940	1280 5120
UAV ASSGN		641			383 1024	374 1338
%TOTAL FILL	91.27				93.09	94.00
LNCAP IN LNS		1750			870 2620	880 3500
SIZING DATE	02/22/90				01/10/91	02/22/90
NOO OUE	08/22/92				02/09/95	04/10/97
TELCO OUE	12/19/92				06/08/95	08/07/97
TURNOVER	06/12/93				11/03/95	01/01/98
GENERIC SVC						
GENERIC						
CONC RATIO	4				4	4
ENG LSF						
ENG CCS/NAL	8.00				8.00	8.00
DESIGN BS						
MRAJ	28.71				25.95	0.00
PROCESSOR						
CAP TRUNK						
OCTL TK UNIT						
LLN/LI/SM/NM						
LSR/LTS/##/##	4				2 6	2 8
LSH/##/##/L32						
TSC/##/##/TSS/NP						
TLN/##/##/L64	40				20 60	20 80
TOY FRS/SHL	5				3	1
REUSE FR/SHL	0				0	0
GROSS ROOMS	450				415	200
EXT JOB DESC	SECOND S/R				EXTENDED S/R	END JOB
%CYOIP	5.73				3.91	2.96

JOB CAT. N

N



- NOTES:
- 1013 PARTY LINE TO PRIVATE LINE CONVERSION.
  - 9904 CCS7 TRUNK SIGNALING
  - 9905 TOUCHSTAR PHASE I
  - 9920 SSI/800 LOCATION
  - 9921 RINGMASTER
  - 9926 TOUCHSTAR PHASE II
  - 9926 CCS ACCESS CAPABILITY
  - 9927 ADVANCED TOLL INTEGRITY CHECKING SYSTEM
  - 9928 ONA REQUIREMENTS
  - 9930 CALLER ID (CLID & CND)
  - 9932 100% AMA RECORDING
  - 9935 1+ COIN EQUAL ACCESS
  - 9937 CARRIER IDENT. CODE (CIC) EXPAN. (FC B)
  - 9938 ISDN PRIMARY RATE INTERFACE (PRI) CALL FWD-DONT-ANSWER AFTER CALL WAITING

REASON FOR REISSUE:  
1825 2105 W. FLAGLER ST. 06H  
2000-2100

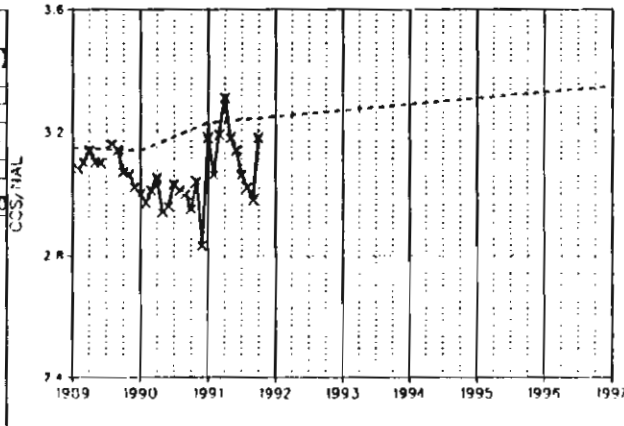
DATE OF ISSUE: 11/25/91  
EXCHANGE: MIAMI  
DATABASE: LWF  
EO TYPE: SES  
NXX:  
541 642 643 644 649

BUILDING: MIAMI/FL STATE: FL  
LATA: SOET/460  
COMPANY: SBEL AREA: SBFS  
DIVISION: SFSO DISTRICT: CNTL  
EXHAUST: 01/01/99  
CONTACT: JRS10UT  
NUMBER: MKKLENZAK  
EO ENGINEER: JLKERNIS

E. A. DATE: 08/15/87  
DIR CLOSE: 05/14/92  
DIR DELIVER: 09/11/92  
NAL FCST: 06/15/91  
CCS FCST: 08/01/90  
FNITY CUT: 06/27/87  
ENTITY TERM: 01/01/99  
LATEST NAL: 29938  
SWITCH POST

ENTITY: MIAMI/FLDSO  
CHART: 13.0

YEAR	1989	1990	1991	1992	1993	1994	1995	1996	1997
NAL	28596 (A)	29088 (A)	29577 (A)	29416 (F)	29596 (F)	29920 (F)	30310 (F)	30747 (F)	31215 (F)
LINES	28596	29088	29577	29416	29596	29920	30310	30747	31215
CCS/NAL	3.15	3.14	3.23	3.25	3.27	3.29	3.31	3.33	3.35
CCS STATUS	A	A	A						
NAL/LN RATIO	1.00000	1.00000	1.00000	1.00000	1.00000	1.00000	1.00000	1.00000	1.00000
SVC.	1989	1990	1991	JOBNUM RDYSO REQSD SHIP					
DTS									
IML									
%IFEM									



REPORT: PART B  
 PAGE: 1 OF 4  
 BUILDING: MIAM FLAGLER  
 ENT CUT: 06/27/87

ENTITY: MIAMFLFLDSO  
 ENT TERM: 01/01/99

LSDO SYSTEM  
 GRAPHIC PART B VERSION 1.00  
 DATABASE: LIVE

DATE: 11/25/91  
 TIME: 10:03:40  
 CHART NO.: 13.0  
 EQ TYPE: SES

JOB/AOJ/AT	P09289	P09289	P09289	1989ATI	PHA0799	PHA0799
EVENT-NUM	EVT1	EVT2	EVT3		EVT1	EVT2
EVENT-DATE	10/23/88	11/05/88	01/01/89	02/28/89	06/25/89	10/13/89
ROYSD/TDATE	01/01/89	01/01/89	01/01/89	02/28/89	10/13/89	10/13/89
REQSO	10/23/88	10/23/88	10/23/88	**/**/**	06/25/89	06/25/89
CAP EXH.	**/**/**	**/**/**	**/**/**	**/**/**	**/**/**	**/**/**
SHIP DATE	08/27/88	08/27/88	08/27/88	**/**/**	04/29/89	04/29/89
JOB DESC.	GA	NXX	GEN	CNTX	GA	GEN
NAL TRANS				48		
TRANS ENT				2-PTY RGD		
LSEI	NTW	NTW	NTW		NTW	NTW
NAL CAP SE	3700 41000	41000	41000		3600 44600	44600
TL	3700 41000	41000	41000		3600 44600	44600
LNS	300 29000	29000	29000		1000 30000	30000
NOS	-100 33300	8300 41600	41600		-1000 40600	40600
ML	300 29000	29000	29000		1000 30000	30000
CNTRX CAP	1000	1000	1000		1000	1000
INST. NOS	40000	10000 50000	50000		50000	50000
UAV ASSGN	124 824	206 1030	1030		1213 2243	2243
%FNOS	85.00	85.00	85.00		85.00	85.00
INST. LNS	3072 33408	33408	33408		768 34176	34176
UAV ASSGN	46 501	501	501		12 513	513
%TOTAL FILL	88.10	88.10	88.10		89.10	89.10
LNCAP IN LNS	300 29000	29000	29000		1000 30000	30000
SIZING DATE	02/22/88	08/16/88	02/22/88		08/17/88	08/17/88
NDO DUE	11/21/87	11/21/87	11/21/87		06/25/88	06/25/88
TELCD DUE	03/15/88	03/15/88	03/15/88		10/22/88	10/22/88
TURNOVER	10/23/88	01/01/89	01/01/89		10/13/89	10/13/89
GENERIC SVC						
GENERIC	SE3.1	SE3.1	SE4.2		SE4.2	SE5
CONC RATIO	6:1	6:1	6:1		6:1	6:1
ENG LSF						
ENG CCS/NAL	3.90	3.90	3.90		3.29	3.29
DESIGN BS						
MRAJ	8.05	9.92	9.26		13.57	18.17
PROCESSOR	14100 97400	97400	97400		97400	97400
CAP TRUNK	16 160	160	160		8 168	168
DGTL TK UNIT	2	0	0		1	0
LLN/LT/SH/NM	2 20	20	20		1 21	21
LSR/LTS/**		0	0		0	0
LSH/**/L32	0	0	0		0	0
TSC/**/TSS/NP	15 157	157	157		7 164	164
ILN/**/L64	0	0	0		0	0
TOT FR/SHL	6	0	0		6	0
REUSE FR/SHL	0	0	0		0	0
GROSS ADDNS	965	0	0		655	0
EXT JOB DESC	2SM 16DF/2DT	NXX/644	GENERIC/RETR		15M 10TU/80F	GENERIC/RETR
%CTOIP	7.50	7.50	7.50		7.90	7.90

JOB CAT. A

M

G

A

G

REPORT: PARIB  
 PAGE: 2 OF 4  
 BUILDING: MIAM FLAGLER  
 ENT CUT: 06/27/87

ENTITY: MIAMFLFLOS0  
 ENT TERM: 01/01/99

LSDF SYSTEM  
 GRAPHIC PART B VERSION 1.00  
 DATABASE: LIVE

DATE: 11/25/91  
 TIME: 19:03:40  
 CHART NO.: 13.0  
 EQ TYPE: SES

JOB/ROJ/AT	PMA2529	PMA2178	PMA2087	PMA2087	PMA2087	PMA2055
EVENT-NUM	EVT1	EVT1	EVT1	EVT2	EVT3	EVT1
EVENT-DATE	12/31/89	02/11/90	08/12/90	10/21/90	01/20/91	05/01/91
ROYSO/TORATE	12/31/89	02/11/90	01/20/91	01/20/91	01/20/91	07/14/91
REQSO	12/31/89	02/11/90	08/12/90	08/12/90	08/12/90	05/01/91
CAP EXH.	###/###/###	###/###/###	###/###/###	###/###/###	###/###/###	###/###/###
SHIP DATE	10/28/89	09/30/89	06/23/90	06/23/90	06/23/90	05/11/91
JOB DESC.	ATICS	ISON	GA	GEN	P/SIMS	1-EO COIN
NAL TRANS						
TRANS ENT						
LSEI						
NAL CAP SE	NTW 44600	NTW 44600	NTW 450 45050	NTW 1400 46450	NTW 46450	NTW 46450
TC	44600	44600	450 45050	1400 46450	46450	46450
LNS	30000	30000	290 30290	30290	30290	30290
NOS 1800	42400	42400	290 42400	42400	42400	42400
ML	30000	30000	290 30290	30290	30290	30290
CNTRX CAP	1000	1000	1000	1000	1000	1000
INST. NOS	50000	50000	50000	50000	50000	50000
URV ASSGN	-2143 100	100	100	100	100	100
%FNOS	85.00	85.00	85.00	85.00	85.00	85.00
INST. LNS	34176	34176	480 34656	34656	34656	34656
URV ASSGN	100 613	613	96 709	709	709	709
%TOTAL FILL	89.40	89.40	89.24	89.24	89.24	89.24
LNCAP IN LNS	30000	30000	290 30290	30290	30290	30290
SIZING DATE	09/11/89	04/19/89	01/26/90	01/26/90	01/26/90	11/07/90
NDD OUE	09/13/89	05/13/89	12/02/89	12/02/89	12/02/89	09/01/90
TELCO OUE	10/14/89	06/10/89	03/31/90	03/31/90	03/31/90	11/10/90
TURNOVER	12/31/89	02/11/90	01/20/91	01/20/91	01/20/91	07/14/91
GENERIC SVC						
GENERIC	SE5	SE5	SE5	SE6	SE6	SE6
CONC RATIO	6:1	6:1	6:1	6:1	6:1	6:1
ENG LSF						
ENG CCS/NAL	3.29	3.29	3.19	3.19	3.19	3.19
DESIGN BS						
MRAJ	0.00	0.00	8.61	0.00	0.00	0.00
PROCESSOR	97400	97400	97400	97400	97400	97400
CAP TRUNK	168	168	168	168	168	168
DGTL TK UNIT 0		0	0	0	0	0
LLN/LT/SM/NM	21	1 22	22	22	22	22
LSR/LTS/###	0	0	0	0	0	0
LSH/###/L32	0	0	0	0	0	0
TSC/###/TSS/NP	164	6 170	1 171	171	171	171
TLN/###/L64	0	0	0	0	0	0
TOT FR/SHL 0		2	0	0	0	0
REUSE FR/SHL 0		0	0	0	0	0
GROSS ADDNS 13		235	213	0	76	0
EXT JOB DESC ATICS		ISON	1 OCLU	GEN CHNG/SE6	PACKET/HANDL	
%CTDIP	7.90	7.90	7.70	7.70	7.70	7.70

JOB CAT. M M A G M H

REPORT: PART B  
 PAGE: 3 OF 4  
 BUILDING: MIAM FLAGLER  
 ENT CUT: 06/27/87

ENTITY: MIAMFLFLDSO  
 ENT TERM: 01/01/99

LSDF SYSTEM  
 GRAPHIC PART B VERSION 1.00  
 DATABASE: LIVE

DATE: 11/25/91  
 TIME: 19:03:40  
 CHART NO.: 13.0  
 EQ TYPE: SFS

JOB/ROJ/AT	PMA2055	PMA4841	PMA3295	PMA3295	PMA3997	PMA4610
EVENT-NUM	EVT2	EVT1	EVT1	EVT2	EVT1	EVT1
EVENT-DATE	07/14/91	11/15/91	05/24/92	09/13/92	06/01/94	03/01/96
RDYSO/TDATE	07/14/91	11/15/91	09/13/92	09/13/92	06/01/94	03/01/96
REOSD	05/01/91	11/15/91	05/24/92	05/24/92	06/01/94	03/01/96
CAP EXH.	**/**/**	**/**/**	**/**/**	**/**/**	**/**/**	**/**/**
SHIP DATE	05/11/91	11/15/91	03/28/92	03/28/92	03/01/94	09/07/95
JOB DESC.	GA	TRCU	GA	GEN	GA	GA
NAL TRANS						
TRANS ENT						
LSEI	NTW	NTW	NTW	NTW	NTW	NTW
NAL CAP SE	300 46750	46750	150 46900	46900	400 47300	1000 48300
TC	300 46750	46750	150 46900	46900	400 47300	1000 48300
LNS	500 30790	30790	280 31070	31070	730 31800	900 32700
NOS		42400		42400		42400
HL	500 30790	30790	280 31070	31070	730 31800	900 32700
CNTRX CAP		1000		1000		1000
INST. NOS		50000		50000		50000
UAV ASSGN		100		100		100
%FNOS	85.00	85.00	85.00	85.00	85.00	85.00
INST. LNS	512 35168	35168	480 35648	35648	960 36608	1440 38048
UAV ASSGN	7 716	716		716		716
%TOTAL FILL	89.37	89.37	88.95	88.95	88.60	87.60
LNCAP IN LNS	500 30790	30790	280 31070	31070	730 31800	900 32700
SIZING DATE	07/05/90	10/22/91	01/18/91	01/18/91	01/18/91	01/18/91
NDO DUE	09/01/90	11/01/91	06/08/91	06/08/91	04/11/93	08/17/94
TELCO DUE	11/10/90	11/11/91	10/05/91	10/05/91	08/15/93	11/16/94
TURNOVER	07/14/90	11/15/91	09/13/92	09/13/92	06/01/94	03/01/96
GENERIC SVC						
GENERIC	SE6	SE6	SE6	SE7	SE9	SE9
CONC RATIO	85*6C 4*8C	85*6C 4*8C	85*6C 4*8C	85*6C 4*8C	85*6C 4*8C	85*6C 4*8C
ENG LSF						
ENG CC5/NAL	3.18	3.18	3.21	3.21	3.22	3.22
DESIGN B5						
MRAJ	10.35	0.00	24.25	0.00	20.99	21.03
PROCESSOR	97400	97400	97400	97400	97400	97400
CAP TRUNK	168	168	176	176	184	184
DCTL TK UNIT	0	0	1	1	1	0
LLN/LI/SM/NM	22	22	23	23	24	24
LSR/LIS/**	0	0	0	0	0	0
LSH/**/L32	0	0	0	0	0	0
TSC/**/ISS/NP	171	171	175	175	179	179
ILN/**/L64	0	0	0	0	0	0
TOT FRS/SHL	0	1	3	0	3	0
REUSE FR/SHL	0	0	0	0	0	0
GROSS ADDNS	39	60	519	0	850	250
EXT JOB DESC	LINE/GROWTH	TRCU	LINE/GROWTH	GEN CHNG/SE7	GROWTH	GROWTH
%CTDIP	7.59	7.59	7.59	7.59	7.62	7.62

JOB CAT.      A                      M                      A                      G                      A                      A



REPORT: PART B  
PAGE: 4 OF 4  
BUILDING: MIAM FLAGLER  
ENT CUT: 06/27/87

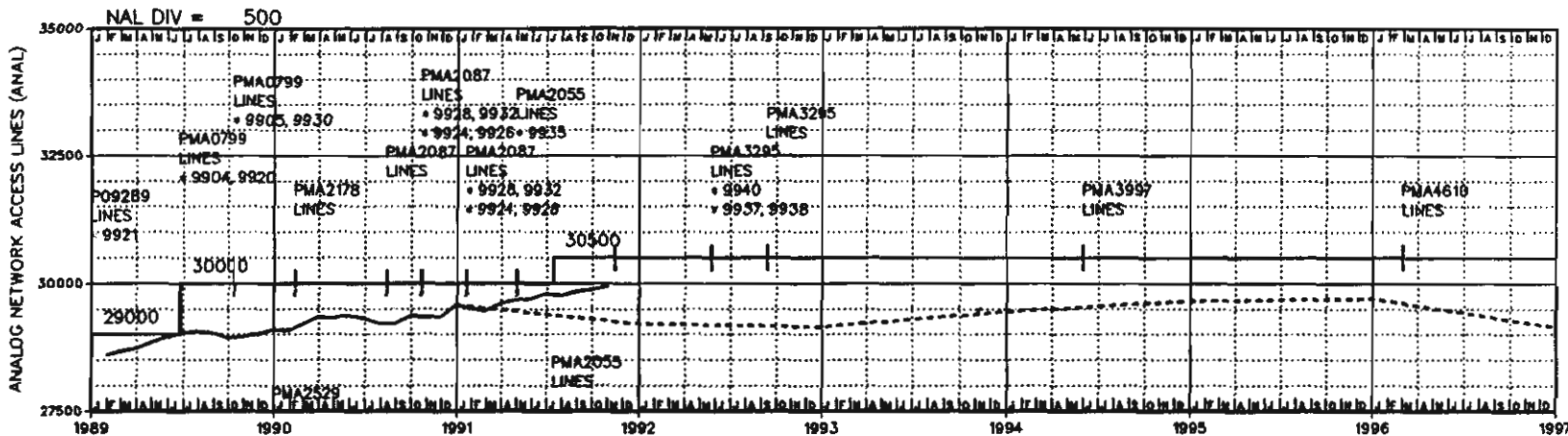
ENTITY: MIAMFLFLOSO  
ENT TERM: 01/01/99

LSDP SYSTEM  
GRAPHIC PART B VERSION 1.00  
DATABASE: LIVE

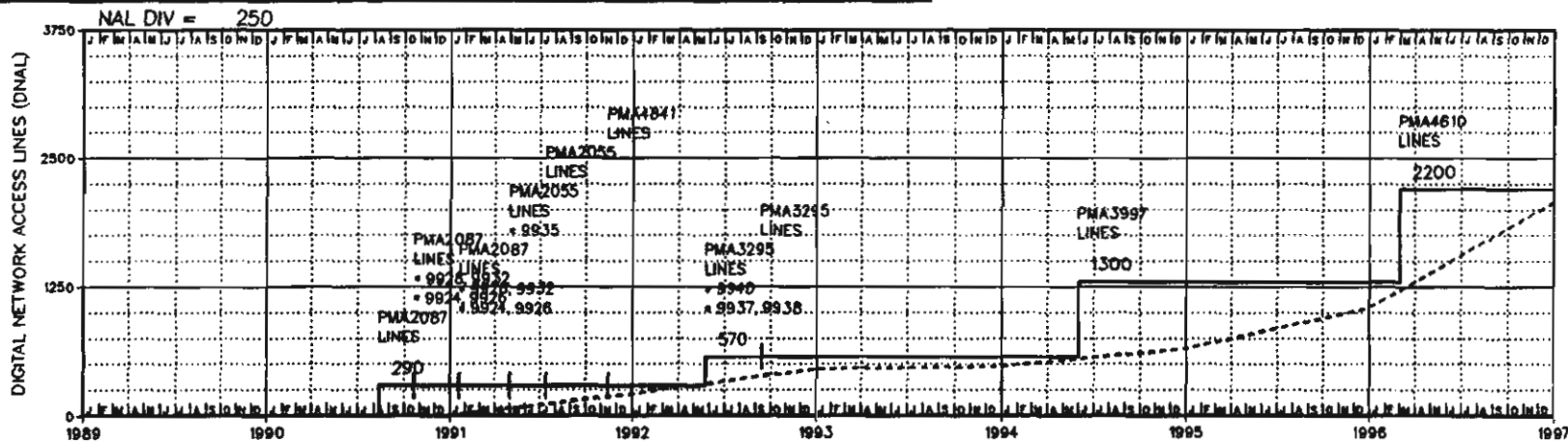
DATE: 11/25/91  
TIME: 19:03:40  
CHART NO.: 13.0  
EQ TYPE: SES

JOB/ROJ/AT MAENOFL  
EVENT-NUM EYI  
EVENT-DATE 12/01/97  
RDYSD/TDATE 12/01/97  
REQSD 12/01/97  
CAP EXH. ■■/■■/■■  
SHIP DATE 09/01/97  
JOB DESC. GA  
NAL TRANS  
TRANS ENT  
LSET NTH  
NAL CAP SE 48300  
TC 48300  
LNS 32700  
NOS 42400  
ML 32700  
CNTX CAP 1000  
INST. NOS 50000  
UAY ASSGN 100  
ZFNS 85.00  
INST. LNS 38048  
UAY ASSGN 716  
ZTOTAL FILL 87.60 32700  
LNCRP IN LNS  
SIZING DATE  
NDD DUE 11/30/96  
TELCO DUE 03/02/97  
TURNOVER 12/01/97  
GENERIC SVC  
GENERIC SE9  
CONC RATIO 85\*6C 4\*8C  
ENG LSF  
ENG CCS/NAL 3.22  
DESIGN 85  
MRAJ 0.00  
PROCESSOR 97400  
CAP TRUNK 184  
DCTL TK UNIT 0  
LLN/LT/SM/NM 24  
LSR/LTS/■/■ 0  
LSH/■/■/L32 0  
TSC/■/ISS/NP 179  
TLN/■/■/L64 0  
TOT FRS/SHL 0  
REUSE FR/SHL 0  
GROSS ROOMS 0  
EXT JOB DESC END/JOB  
ZCTDIP 7.62

JOB CAT.



YEAR	1989	1990	1991	1992	1993	1994	1995	1996	1997
IAL	28586 (A)	29088 (A)	29575 (A)	29206 (F)	29145 (F)	29442 (F)	29659 (F)	29702 (F)	29144 (F)
WLG LMS	28586	29088	29575	29206	29145	29442	29659	29702	29144
CCS/IAL	3.35	3.34	3.23	3.25	3.27	3.29	3.31	3.33	3.35
CCS ACTUAL	A	A	A						
IAL/LN RATIO	1.00000	1.00000	1.00000	1.00000	1.00000	1.00000	1.00000	1.00000	1.00000



YEAR	1989	1990	1991	1992	1993	1994	1995	1996	1997
IAL	0	0 (A)	2 (A)	210 (F)	451 (F)	478 (F)	651 (F)	1045 (F)	2071 (F)
WLG CCS/IAL		0.00	0.00	3.25	3.27	3.29	3.31	3.33	3.35
CCS ACTUAL	A		A						
LC SYS	0	0	2	4	8	8	10	16	32
URBAN SYS	0	0	0	0	0	0	0	0	0
IAL/LN RATIO			1.00000	1.00000	1.00000	1.00000	1.00000	1.00000	1.00000

NOTES:

- 1013 PARTY LINE TO PRIVATE LINE CONVERSION
- 9904 CC57 TRUNK SIGNALING
- 9905 TOUCHSTAR PHASE I
- 9920 SSP/BOO LOCATION
- 9921 RINGMASTER
- 9924 TOUCHSTAR PHASE II
- 9926 CCS ACCESS CAPABILITY
- 9927 ADVANCED TOLL INTEGRITY CHECKING SYSTEM
- 9928 ONA REQUIREMENTS
- 9930 CALLER ID (ICLID & CND)
- 9932 100% AMA RECORDING
- 9935 1+ COIN EQUAL ACCESS
- 9937 CARRIER IDENT. CODE (CIC) EXPAN. (FG B)
- 9938 ISDN PRIMARY RATE INTERFACE (PRI)
- 9940 CALL FWD-DONT-ANSWER AFTER CALL WAITING

REASON FOR REISSUE:  
1825 2105 W. FLAGLER ST. OBH  
2000-2100

DATE OF ISSUE: 12/02/91  
EXCHANGE: MIAMI  
DATABASE: LIVE  
EQ TYPE: SES

ANALOG

BUILDING SWITCH HOST MIAM FLAGLER

FCST DATE 06/15/91  
LATEST ANAL 29839  
CONTACT JRSTDTU  
CONTACT NO. WKLENZAK  
EQUIP ENGR JLKERN

DIGITAL  
DLCPST DATE 07/15/90

LATEST DNAL 2  
LATEST SLC 2  
LATEST URBAN 0  
LATEST D112 0

ENTITY: MIAMFLD50 CHART: 13.0

REPORT: PAR1B  
 PAGE: 1 OF 4  
 BUILDING: MIAM FLAGLER  
 ENT CUT: 06/27/87

ENTITY: MIAMFLDLSO  
 ENT TERM: 01/01/99

LSDP SYSTEM  
 DIGITAL PART B VERSION 1.00  
 DATABASE: LIVE

DATE: 11/25/91  
 TIME: 19:03:40  
 CHART NO.: 13.0  
 EQ TYPE: 5ES

JOB/ADJ/AT P09289  
 EVENT-NUM EVT1  
 EVENT-DATE 10/23/88  
 RDYSO/TDATE 01/01/89  
 REQSD 10/23/88  
 CAP EXH. \*\*/\*\*/\*\*  
 SHIP DATE 08/27/88  
 JOB DESC. GA  
 TRANS ENT

P09209  
 EVT2  
 11/05/88  
 01/01/89  
 10/23/88  
 \*\*/\*\*/\*\*  
 08/27/88  
 NXX

P09289  
 EVT3  
 01/01/89  
 01/01/89  
 10/23/88  
 \*\*/\*\*/\*\*  
 08/27/88  
 GEN

1989AT1  
 02/28/89  
 02/28/89  
 \*\*/\*\*/\*\*  
 \*\*/\*\*/\*\*  
 \*\*/\*\*/\*\*  
 CNTX  
 2 PTY RGO

PMA0799  
 EVT1  
 06/25/89  
 10/13/89  
 06/25/89  
 \*\*/\*\*/\*\*  
 04/29/89  
 GA

PMA0799  
 EVT2  
 10/13/89  
 10/13/89  
 06/25/89  
 \*\*/\*\*/\*\*  
 04/29/89  
 GEN

ANALOG SECTION -----

NAL TRANS					48			
NAL CAP TC	41000	41000	41000	41000		3600	44600	44600
LNS	29000	29000	29000	29000		1000	30000	30000
ML	29000	29000	29000	29000		1000	30000	30000
LINE UNITS	87	87	87	87		2	89	89
INST. LNS	33408	33408	33408	33408		768	34176	34176
URV ASSGN	501	501	501	501		12	513	513
%FILL	88.10		88.10	88.10		89.10		89.10
DLNCAP LNS	29000	29000	29000	29000		1000	30000	30000
RENG CCS NAL	3.90		3.90	3.90		3.90		3.90
ANLC DEF LNS	0		0	0				
ISON CAP TC	0		0	0				
ISON CAP LNS	0		0	0				
ISON CAP ML	0	0	0	0		0		0
ISON LN MOD								
ISON INS LNS								
ISON URV LNS								
ISON %FILL								
ISON ENG CCS								

DIGITAL SECTION -----

NAL TRANS								
NAL CAP TC			0	0				0
LNS			0	0				0
ML			0	0				0
LINE UNITS	0		0	0		0		0
INST. LNS			0	0		0		0
URV ASSGN			0	0		0		0
%FILL								
DLNCAP LNS			0	0				0
DENG CCS NAL								
CAP SLC SYS								
ENG SLC MD 1								
ENG SLC MD 2								
DEF SLC SYS								
CAP URBN SYS								
DEF URBN SYS								
CAP DMS112								
SLC OLU								
URBAN OLU								

REPORT: PART B  
 PAGE: 2 OF 4  
 BUILDING: MIAM FLACLER  
 ENT CUT: 06/27/87

ENTITY: MIAMFLFLOSO  
 ENT TERM: 01/01/99

LSOF SYSTEM  
 DIGITAL PART B VERSION 1.00  
 DATABASE: LIVE

DATE: 11/25/91  
 TIME: 19:03:40  
 CHART NO.: 13.0  
 EQ TYPE: SES

JOB/ADJ/AT	PMA2S29	PMA2178	PMA2087	PMA2007	PMA2087	PMA2055
EVENT-NUM	EVT1	EVT1	EVT1	EVT2	EVT3	EVT1
EVENT-DATE	12/31/89	02/11/90	08/12/90	10/21/90	01/20/91	05/01/91
ROYSD/TOATE	12/31/89	02/11/90	01/20/91	01/20/91	01/20/91	07/14/91
REQSD	12/31/89	02/11/90	08/12/90	08/12/90	08/12/90	05/01/91
CAP EXH.	###/###/###	###/###/###	###/###/###	###/###/###	###/###/###	###/###/###
SHIP DATE	10/28/89	09/30/89	06/23/90	06/23/90	06/23/90	05/11/91
JOB DESC.	ATICS	ISON	GA	CEN	P/SIMS	1-EA COIN
TRANS ENT						

ANALOG SECTION -----

NAL TRANS	44600	44600	44600	1400	46000	46000
NAL CAP TC	44600	44600	44600	1400	46000	46000
LNS	30000	30000	30000		30000	30000
ML	30000	30000	30000		30000	30000
LINE UNITS	89	89	89		89	89
INST. LNS	34176	34176	34176		34176	34176
URV ASSGN	100	613	613		613	613
ZFILL	89.40	89.40	89.40	89.40	89.40	89.40
OLNCRP LNS	30000	30000	30000		30000	30000
RENG CCS NAL	3.29	3.29	3.19	3.19	3.19	3.19
ANLG DEF LNS	0	0	0		0	0
ISON CAP TC	2048	2048	2048		2048	2048
ISON CAP LNS	48	48	48		48	48
ISON CAP ML	48	48	48		48	48
ISON LN MOD	1	1	1		1	1
ISON LNS LNS	128	128	128		128	128
ISON URV LNS	80	80	80		80	80
ISON ZFILL	100.00	100.00	100.00	100.00	100.00	100.00
ISON ENG CCS	15.00	15.00	15.00	15.00	15.00	15.00

DIGITAL SECTION -----

NAL TRANS	0	0	450	450	450	450
NAL CAP TC	0	0	450	450	450	450
LNS	0	0	290	290	290	290
ML	0	0	290	290	290	290
LINE UNITS	0	0	1	1	1	1
INST. LNS	0	0	480	480	480	480
URV ASSGN	0	0	96	96	96	96
ZFILL	0	0	75.52	75.52	75.52	75.52
OLNCRP LNS	0	0	290	290	290	290
DENG CCS NAL	0.00	0.00	3.19	3.19	3.19	3.19
CAP SLC SYS	0	0	4	4	4	4
ENG SLC MD 1	0	0	0	0	0	0
ENG SLC MD 2	0	0	4	4	4	4
DEF SLC SYS	0	0	0	0	0	0
CAP URBAN SYS	0	0	0	0	0	0
DEF URBAN SYS	0	0	0	0	0	0
CAP DMS112	0	0	0	0	0	0
SLC DLU	0	0	1	1	1	1
URBAN DLU	0	0	0	0	0	0

REPORT: PART B  
 PAGE: 3 OF 4  
 BUILDING: MIAM FLAGLER  
 ENT CUT: 06/27/87

ENTITY: MIAMFLFLOSO  
 ENT TERM: 01/01/99

LSDP SYSTEM  
 DIGITAL PART B VERSION 1.00  
 DATABASE: LIVE

DATE: 11/25/91  
 TIME: 19:03:40  
 CHART NO.: 13.0  
 EQ TYPE: SES

JOB/ROJ/AT	PMA2055	PMA4841	PMA3295	PMA3295	PMA3997	PMA4610
EVENT-NUM	EVT2	EVT1	EVT1	EVT2	EVT1	EVT1
EVENT-DATE	07/14/91	11/15/91	05/24/92	09/13/92	06/01/94	03/01/96
ROYSD/TOATE	07/14/91	11/15/91	09/13/92	09/13/92	06/01/94	03/01/96
REQSD	05/01/91	11/15/91	05/24/92	05/24/92	06/01/94	03/01/96
CAP EXH.	**/**/**	**/**/**	**/**/**	**/**/**	**/**/**	**/**/**
SH:P DATE	05/11/91	11/15/91	03/28/92	03/28/92	03/01/94	09/07/95
JOB DESC.	GA	TRCU	GA	GEN	GA	GA
TRANS ENT						

ANALOG SECTION -----

Item	PMA2055	PMA4841	PMA3295	PMA3295	PMA3997	PMA4610
NAL TRANS						
NAL CAP TC	200	46200	46200	-400	45800	45800
LNS	500	30500	30500		30500	30500
ML	500	30500	30500		30500	30500
LINE UNITS		89	89		89	89
INST. LNS	512	34688	34688		34688	34688
URV ASSGN	7	620	620		620	620
%FILL	89.53		89.53		89.53	89.53
DLNCP LNS	500	30500	30500		30500	30500
RENG CCS NAL	3.18		3.18		3.21	3.29
ANLG DEF LNS		0	0		0	0
ISON CAP TC		2048	2048		2048	2048
ISON CAP LNS		48	48	122	170	170
ISON CAP ML		48	48	122	170	170
ISON LN MOO		1	1	1	2	2
ISON LNS LNS		128	128	128	256	256
ISON URV LNS		80	80	6	86	86
ISON %FILL	100.00		100.00		100.00	100.00
ISON ENG CCS	15.00		15.00		15.00	15.00

DIGITAL SECTION -----

Item	PMA2055	PMA4841	PMA3295	PMA3295	PMA3997	PMA4610
NAL TRANS						
NAL CAP TC	100	550	550	1100	1100	400
LNS		290	290	570	570	730
ML		290	290	570	570	730
LINE UNITS		1	1	2	2	4
INST. LNS		480	480	960	960	960
URV ASSGN		96	96	96	96	96
%FILL	75.52		75.52		66.00	71.27
DLNCP LNS		290	290	570	570	730
DENG CCS NAL	3.18		3.18		3.21	3.29
CAP SLC SYS		4	4	9	9	10
ENG SLC MD 1		0	0	0	0	0
ENG SLC MD 2		4	4	9	9	10
DEF SLC SYS		0	0	0	0	0
CAP URBN SYS		0	0	0	0	0
DEF URBN SYS		0	0	0	0	0
CAP DMS112		0	0	0	0	0
SLC DLU		1	1	2	2	2
URBAN OLU		0	0	0	0	0

REPORT: PARTB  
PAGE: 4 OF 4  
BUILDING: MIAM FLAGLER  
ENT CUT: 06/27/87

ENTITY: MIAMFLFLOSO  
ENT TERM: 01/01/99

LSDP SYSTEM  
DIGITAL PART B VERSION 1.00  
DATABASE: LIVE

DATE: 11/25/91  
TIME: 19:03:40  
CHART NO.: 13.0  
EQ TYPE: SES

JOB/ADJ/AT MAENDFL  
EVENT-NUM EVT1  
EVENT-DATE 12/01/97  
RDYSD/TDATE 12/01/97  
REQSD 12/01/97

CAP EXH. \*\*/\*\*/  
SHIP DATE 09/01/97  
JOB DESC. GA  
TRANS ENT

ANALOG SECTION -----

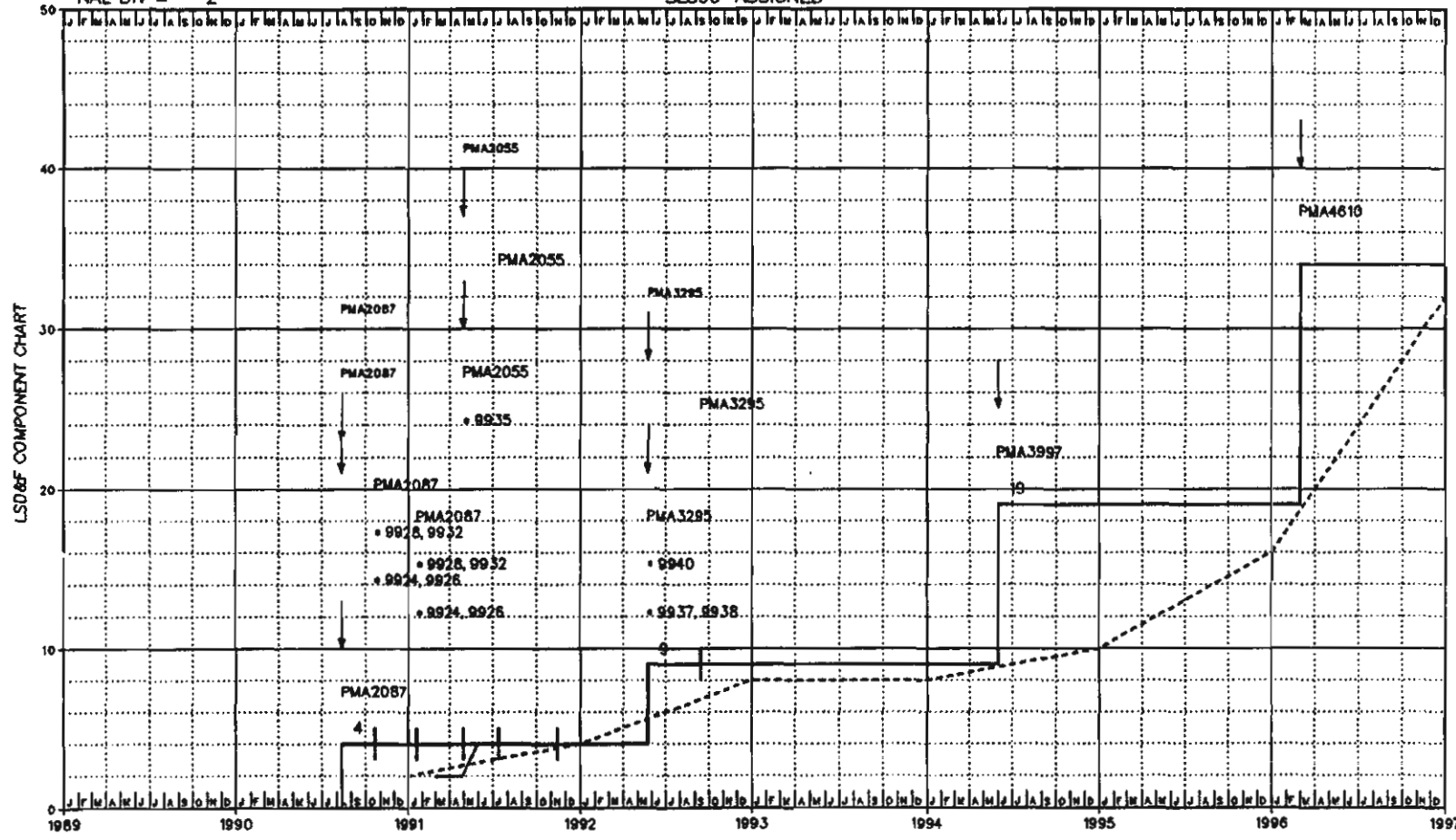
NAL TRANS		
NAL CAP TC		45800
LNS		30500
ML		30500
LINE UNITS		89
INST. LNS		34688
UAV ASSGN		620
ZFILL	89.53	
ALNCAP LNS		30500
AENG CCS NAL	3.35	
ANLG DEF LNS		
ISON CAP TC		2048
ISON CAP LNS		170
ISON CAP ML		170
ISON LN MOO		2
ISON INS LNS		256
ISON UAV LNS		86
ISON ZFILL	100.00	
ISON ENG CCS	15.00	

DIGITAL SECTION -----

NAL TRANS		
NAL CAP TC		2500
LNS		2200
ML		2200
LINE UNITS		7
INST. LNS		3360
UAV ASSGN		96
ZFILL	67.40	
OLNCAP LNS		2200
DENG CCS NAL	3.35	
CAP SLC SYS		34
ENG SLC MD 1		
ENG SLC MD2		34
DEF SLC SYS		
CAP URBAN SYS		0
DEF URBAN SYS		
CAP DMS112		
SLC OLU		7
URBAN OLU		

NAL DIV = 2

SLC96-ASSIGNED



- NOTES:
- 9924 TOUCHSTAR PHASE II
  - 9926 CCS ACCESS CAPABILITY
  - 9928 ONA REQUIREMENTS
  - 9932 100% AMA RECORDING
  - 9935 1+ COIN EQUAL ACCESS
  - 9937 CARRIER IDENT. CODE (CIC) EXPAN. (FG B)
  - 9938 ISDN PRIMARY RATE INTERFACE (PRI)
  - 9940 CALL FWD-DONT-ANSWER AFTER CALL WAITING

REASON FOR REISSUE:  
1825 2105 W. FLAGLER ST. OBH  
2000-2100

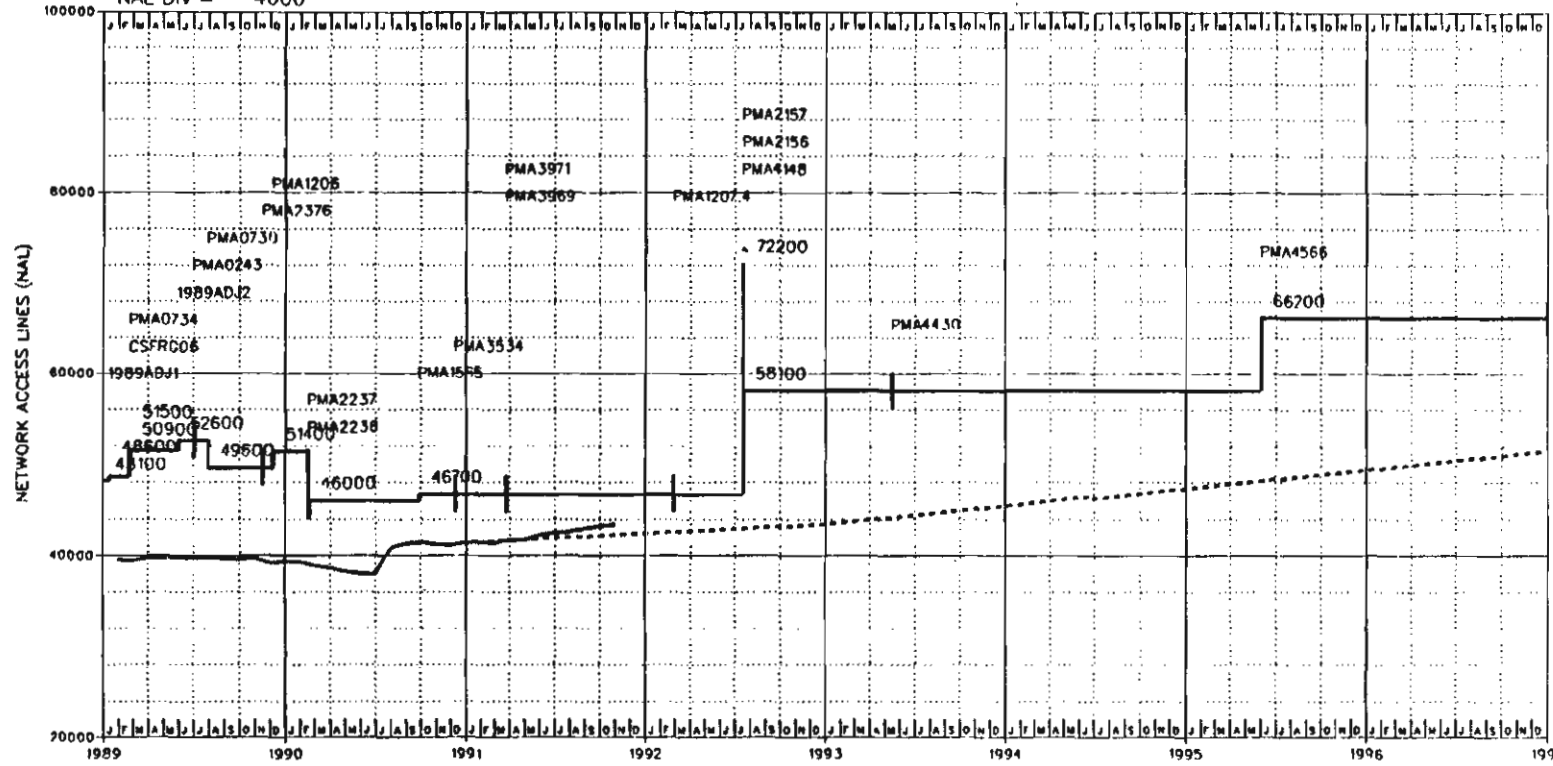
DATE OF ISSUE: 12/02/91  
EXCHANGE: MIAMI  
DATABASE: LIVE  
EQ TYPE: SES  
NXX: 541 642 643 644 649

BUILDING: MIAMFL STATE: FL  
LATA: SOE1/460  
COMPANY: SBEL AREA: SBFS  
DIVISION: SFSO DISTRICT: CNTL  
EXHAUST: 01/01/99  
CONTACT: JRSTOUT  
NUMBER: MKKLENZAK

YEAR	1989	1990	1991	1992	1993	1994	1995	1996
EMANDGAIN			2 (A) 2	4 (F) 4	8 (F) 0	8 (F) 2	10 (F) 6	16 (F) 16
LC MODE 1C			0	0	0	0	0	0
LC MODE 1F			0	0	0	0	0	0
LC MODE 2C			0	0	0	0	0	0
LC MODE 2F			2	4	8	8	10	16

ENTITY: MIAMFLDLSO CHART: 13.0

NAL DIV = 4000



NOTES:

REASON FOR REISSUE:

DATE OF ISSUE: 11/25/91  
 EXCHANGE: MIAMI  
 DATABASE: LIVE

BUILDING: MIAMFLGR STATE: FL  
 DATA: SOET/460  
 COMPANY: SBEL AREA: SBFS  
 DIVISION: SF50 DISTRICT: CNTL  
 EXHAUST: 01/01/99

YEAR	1989	1990	1991	1992	1993	1994	1995	1996
NAL GAIN	38963   415	39378   2036	41414   1008	42422   1045	43467   1960	45427   1868	47295   2085	49380   2075
NAL/LN RATIO								

BUILDING: MIAMFLGR CHART: 14.0



NOTES:  
 9904 CCS7 TRUNK SIGNALING  
 9928 ONA REQUIREMENTS  
 9930 CALLER ID (CLID & CND)

PEASON FOR REISSUE:  
 1811 45 NW 5TH ST. OBH  
 1030-1130

DATE OF ISSUE: 11/25/91

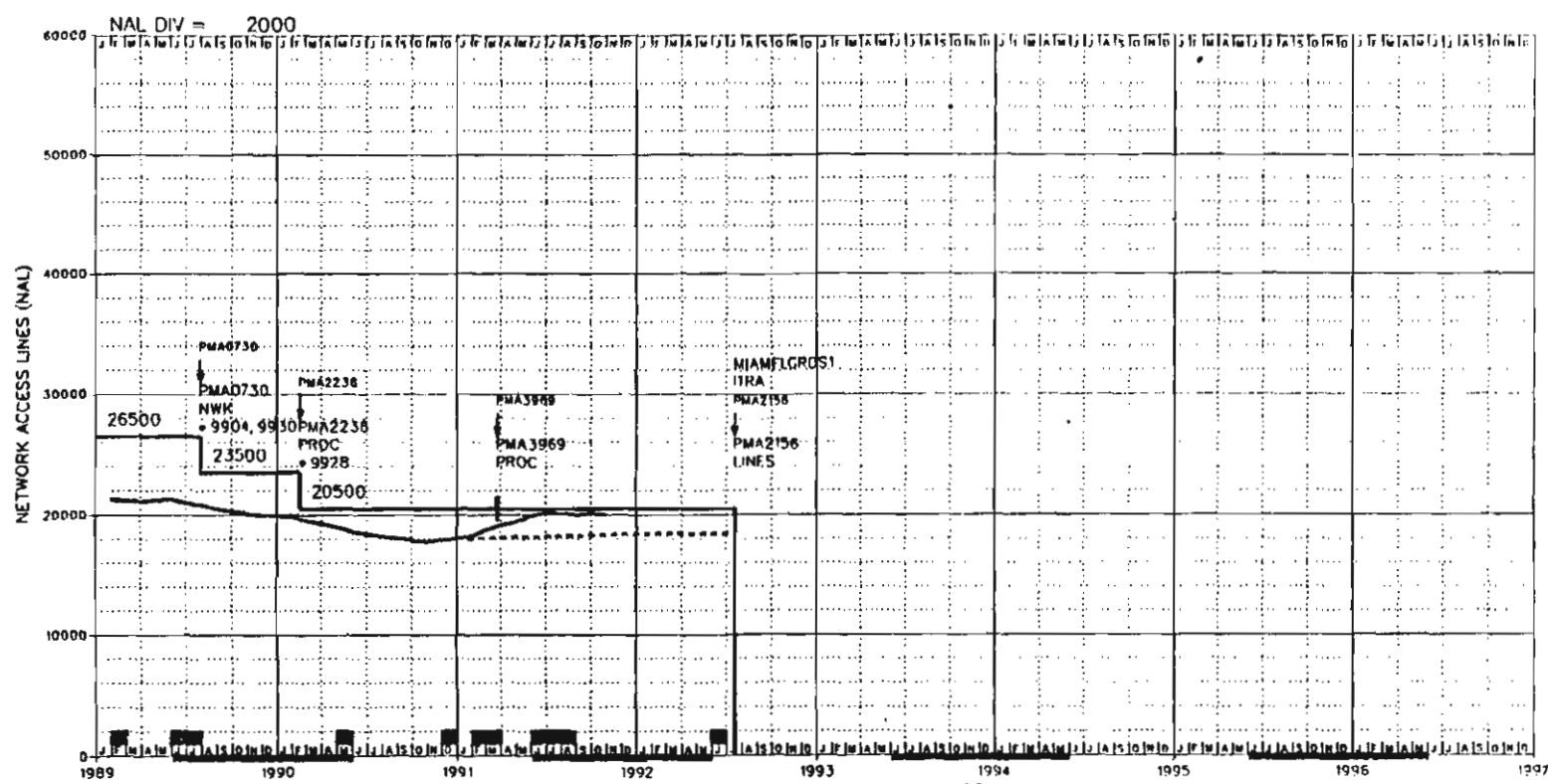
EXCHANGE: MIAMI  
 DATABASE: LIVE  
 CO TYPE: IAES

NXX:  
 350 372 374 375 381 577  
 579 789S

BUILDING: MIAMFLGR STATE: FL  
 LATA: SOET/460  
 COMPANY: SBEL AREA: SBFS  
 DIVISION: SFSO DISTRICT: CNT1  
 EXHAUST: 01/01/99  
 CONTACT: BSGAERMAN  
 NUMBER: BGMILCHER  
 EQ ENGINEER: ARMEHIA

E. A. DATE: 12/03/84  
 DIR CLOSE: 05/14/92  
 DIR DELIVER: 09/11/92  
 NAL FCST: 07/15/90  
 CCS FCST: 08/01/90  
 ENTITY CUT: 11/21/71  
 ENTITY TERM: 07/18/92  
 LATEST NAL: 19985  
 SWITCH HOST

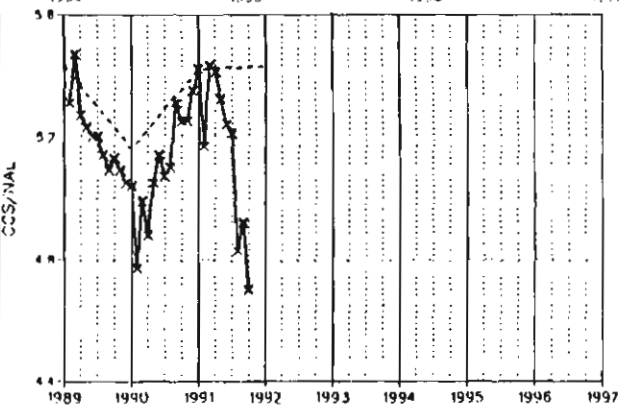
ENTITY: MIAMFLGR35E CHART: 14.1



YEAR	1989	1990	1991	1992	1993	1994	1995	1996	1997
NAL	20728 (A)	19895 (A)	18003 (A)	18409 (F)	0 (F)	0 (F)	0 (F)		
LINES	20728	19895	18003	18409	0	0	0		
CCS/NAL	5.43	5.16	5.42	5.43	0.00	0.00	0.00		
CCS STATUS	A	A	A						
NAL/LN Ratio	1.00000	1.00000	1.00000	1.00000					

SVC	1989	1990	1991	JOBNUM	RDYSD	REOSD	SHIP
DTS				PMA0730	07/30/89	07/30/89	04/22/89
				PMA2236	02/17/90	02/17/90	01/20/90
				PMA3989	03/25/91	03/25/91	03/15/91
				PMA2156	07/18/92	07/18/92	06/20/92
IML							
%IFFM							



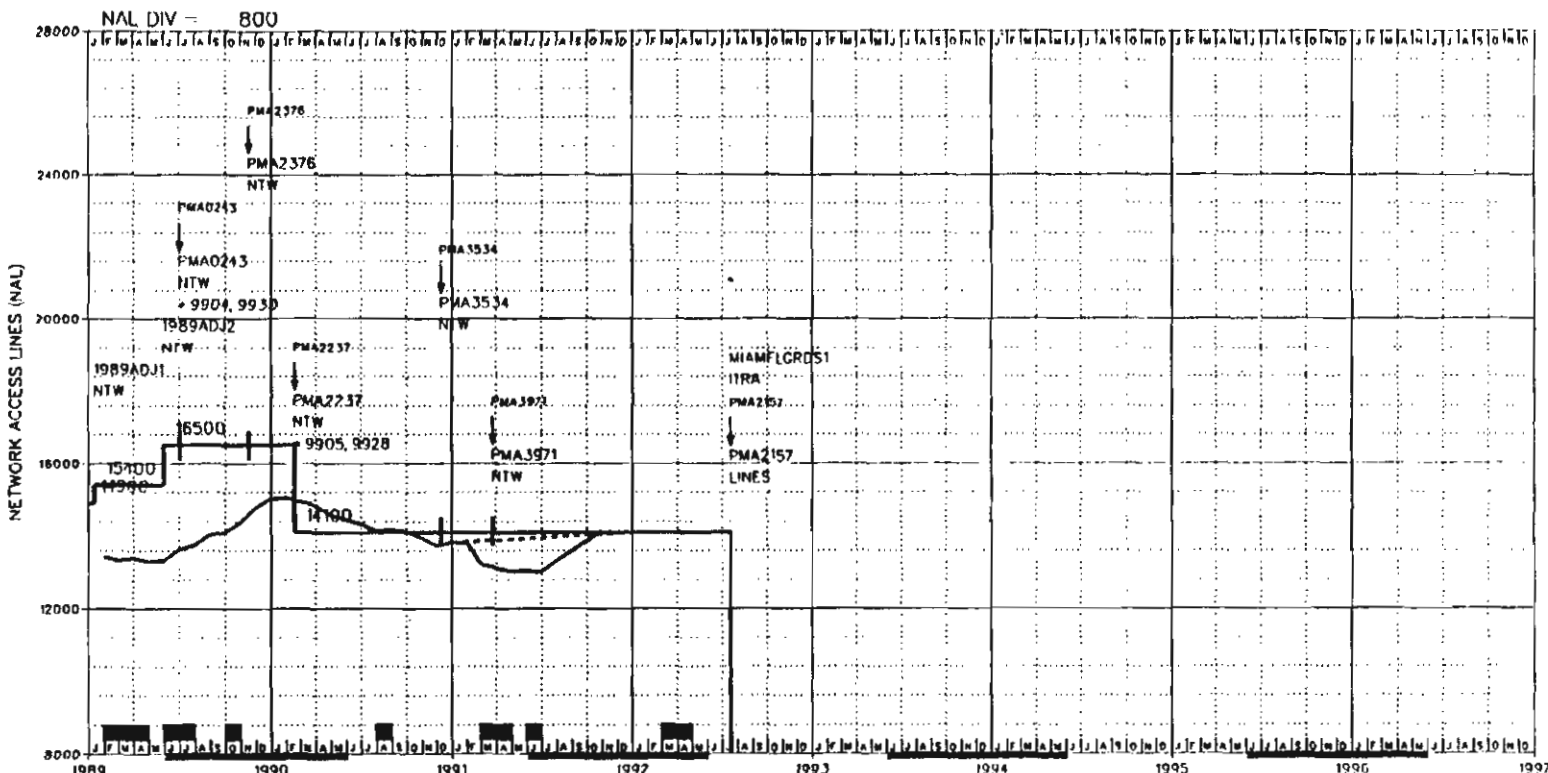
REPORT: PARTB  
 PAGE: 1 OF 1  
 BUILDING: MIAM GRANOE  
 ENT CUT: 11/24/74

ENTITY: MIAMFLCR3SE  
 ENT TERM: 07/18/92

LSDP SYSTEM  
 GRAPHIC PART B VERSION 1.00  
 DATABASE: LIVE

DATE: 11/25/91  
 TIME: 19:03:40  
 CHART NO.: 14.1  
 EQ TYPE: IAES

JOB/ROJ/AT	PMA0730	PMA2236	PMA3969	AT2	PMA2156
EVENT-NUM	EVT1	EVT1	EVT1		EVT1
EVENT-DATE	07/30/89	02/17/90	03/25/91	07/18/92	07/18/92
RDYSD/TOATE	07/30/89	02/17/90	03/25/91	07/18/92	07/18/92
REOSO	07/30/89	02/17/90	03/25/91	07/18/92	07/18/92
CAP EXH.	##/##/##	##/##/##	##/##/##	##/##/##	##/##/##
SHIP DATE	04/22/89	01/20/90	03/15/91	##/##/##	06/20/92
JOB DESC.	CCS7		IC80	ITRA	0ISP
NAL TRANS				-18409	
TRANS ENT				MIAMFLGROS1	
LSEI	NWK	PROC	PROC		PROC
NAL CAP SE	-3000 23500	-3000 20500	20500		-20500 0
TC	-3000 23500	-3000 20500	20500		-20500 0
LNS	31400	31400	31400		-31400 0
NOS	26400 58400	58400	58400		-58400 0
ML	-3000 23500	-3000 20500	20500		-20500 0
CNTRX CAP	14700	14700	14700		-14700 0
INST. NOS	10000 80000	80000	80000		-80000 0
UAV ASSGN	-21000 11300	11300	11300		-11300 0
%FNOS	85.00	85.00	85.00		
INST. LNS	33792	33792	33792		-33792 0
UAV ASSGN	743	743	743		-743 0
%TOTAL FILL	95.80	95.80	95.80		
LNCAP IN LNS	31400	31400	31400		
SIZING DATE	08/15/87	04/10/89	01/22/91		11/15/90
NOO DUE	06/18/88	06/16/89	01/15/91		11/22/91
TELCO DUE	10/15/88	08/31/89	01/31/91		01/03/92
TURNOVER	07/30/89	02/17/90	03/25/91		07/18/92
GENERIC SVC					
GENERIC	1AE10.04	1AE10.06	1AE10.06		
CONC RATIO	3:1	3:1	3:1		
ENG LSF					0.00
ENG CCS/NAL	5.50	5.50	5.50		
DESIGN BS					
MRAJ	6.64	28.98	0.00		0.00
PROCESSOR	-23300 23500	-5000 18500	18500		-18500 0
CAP TRUNK	180	180	180		-180 0
OGTL TK UNIT	0	0	0		0
LLN/LT/SM/NM	11	11	11		-11 0
LSR/LTS/=/#	0	0	0		
LSH/=/#/L32	66	66	66		-66 0
TSC/=/TSS/NP	60	60	60		-60 0
TLN/=/#/L64	2048	2048	2048		-2048 0
TOT FRS/SHL	1	0	0		0
REUSE FR/SHL	0	0	0		0
GROSS ADDNS	298	20	3		0
EXT JOB DESC	CCS7	TOUCHSTR/CAN	9SIC80		OFFICE/RETIR
%CTDIP	2.00	2.00	2.00		0.00
JOB CAT.	0	0	M		0



NOTES:  
 9904 CCS 17 TRUNK SIGNALING  
 9905 TOUCHSTAR PHASE 1  
 9928 ONA REQUIREMENTS  
 9930 CALLED ID (ICLID & CND)

REASON FOR REISSUE:  
 1811 45 NW 5TH ST. OBH  
 1030-1130

DATE OF ISSUE: 11/25/91  
 EXCHANGE: MIAMI  
 DATABASE: LIVE  
 EO TYPE: 1AES  
 NXX:  
 237S 347 358 371 373 376  
 377 379 397X 995

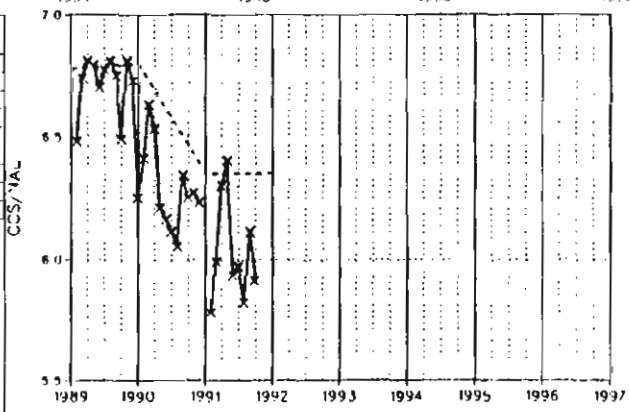
BUILDING: MIAMFLGR STAF: FL  
 LATA: SOET/460  
 COMPANY: SBEL AIRLA SBLS  
 DIVISION: SFSO DISTRICT CNL  
 EXHAUST: 01/01/99  
 CONTACT: BSGATERMAN  
 NUMBER: BOWILCHER  
 EO ENGINEER: ARMEPIA

E. A DATE: 12/03/84  
 DIR CLOSE: 05/14/92  
 DIR DELIVER: 09/11/92  
 NAL FCST: 07/15/90  
 CCS FCST: 08/01/90  
 ENTITY CUT: 11/21/76  
 ENTITY TERM: 07/18/92  
 LATEST NAL: 14133  
 SWITCH HOST

ENTITY: MIAMFLGR35F  
 CHAP: 11.2

YEAR	1989	1990	1991	1992	1993	1994	1995	1996	1997
NAL	13510 (A)	15013 (A)	13809 (A)	14100 (F)	0 (F)	0 (F)	0 (F)		
LINES	13510	15013	13809	14100	0	0	0		
CCS/NAL	6.78	6.80	6.35	6.35	0.00	0.00	0.00		
CCS STATUS	A	A	A						
NAL/LN RATIO	1.00000	1.00000	1.00000	1.00000					

SVC	1989	1990	1991	JOBNUM	RDYSD	REQSD	SHIP
DTS				PMA0243	07/02/89	01/02/89	03/25/89
				PMA2376	11/17/89	11/17/89	11/03/89
				PMA2237	02/17/90	02/17/90	01/20/90
				PMA3534	12/10/90	12/10/90	11/05/90
JML				PMA3971	03/21/91	03/21/91	03/15/91
				PMA2157	07/18/92	07/18/92	08/20/92
%IFFM							



REPORT: PARTB  
 PAGE: 1 OF 2  
 BUILDING: MIAM GRANDE  
 ENT CUT: 11/21/76

ENTITT: MIAMFLGR35F  
 ENT TERM: 07/18/92

LSOF SYSTEM  
 GRAPHIC PART 8 VERSION 1.00  
 DATABASE: LIVE

DATE: 11/25/91  
 TIME: 19:03:40  
 CHART NO.: 14.2  
 EQ TYPE: IAES

JOB/ROJ/AT	1989A0J1	1989A0J2	PMA0243	PMA2376	PMA2237	PMA3534
EVENT-NUM	EVT1	EVT1	EVT1	EVT1	EVT1	EVT1
EVENT-DATE	01/13/89	05/31/89	07/02/89	11/17/89	02/17/90	12/10/90
RDTSO/IDATE	01/13/89	05/31/89	07/02/89	11/17/89	02/17/90	12/10/90
REQSD	##/##/##	##/##/##	##/##/##	##/##/##	##/##/##	##/##/##
CAP EXH.	##/##/##	##/##/##	##/##/##	##/##/##	##/##/##	##/##/##
SHIP DATE	##/##/##	##/##/##	03/25/89	11/03/89	01/20/90	11/05/90
JOB DESC.	ENG 08J	REACH	TKS	TT-XMTR	SLRCF	TT-XMTR
NAL TRANS						
TRANS ENT						
LSEI	NTW	NTW	NTW	NTW	NTW	NTW
NAL CAP SE	500 15400	1100 16500	16500	16500	-2400 14100	14100
TC	500 15400	1100 16500	16500	16500	-2400 14100	14100
LNS	-100 20000	1100 20000	20000	20000	20000	20000
NOS	5200 57700	57700	57700	57700	57700	57700
ML	500 15400	1100 16500	16500	16500	-2400 14100	14100
CNTRX CAP	-400 300	300	1200 1500	1500	1500	1500
INST. NOS	10000 80000	80000	80000	80000	80000	80000
UAV ASSGN	3865 12065	12065	12065	12065	12065	12065
%FNOS	85.00	85.00	85.00	85.00	85.00	85.00
INST. LNS	21504	21504	21504	21504	21504	21504
UAV ASSGN	473	473	473	473	473	473
%TOTAL FILL	95.80	95.80	95.80	95.80	95.80	95.80
LNCAP IN LNS	-100 20000	20000	20000	20000	20000	20000
SIZING DATE			04/15/86	06/16/89	04/10/89	10/04/90
NDO DUE			05/21/88	07/01/89	06/16/89	10/05/90
TELCO DUE			09/17/88	07/21/89	08/31/89	10/23/90
TURNOVER			07/02/89	11/17/89	02/17/90	12/10/90
GENERIC SVC						
GENERIC			1AE10.04	1AE10.04	1AE10.06	1AE10.08
CONC RATIO			3:1	3:1	3:1	3:1
ENG LSF						
ENG CCS/NAL	7.25	6.78	6.78	6.78	6.78	6.78
DESIGN BS						
MRAJ	0.00	0.00	77.57	0.00	0.00	0.00
PROCESSOR	-5300 33500	33500	33500	33500	33500	33500
CAP TRUNK	80	80	20 100	100	100	100
DGTL TK UNIT	0	0	1	0	0	0
LLN/LT/SH/NM	-7	0	7	7	7	7
LSR/LTS/##	0	0	0	0	0	0
LSH/##/L32	-42	0	42 42	42	42	42
TSC/##/T55/NP	-42	0	42 42	42	42	42
TLN/##/L64	-1536 0	0	1536 1536	1536	1536	1536
TOT FRS/SHL	0	0	2	0	0	0
REUSE FR/SHL	0	0	0	0	0	0
GROSS ADDNS	0	0	332	20	20	29
EXT JOB DESC			CC57	RO04/TT-XMTR	TOUCHSTR/CAN	RO0 10/TT-XM
%CTOIP			2.00	2.00	2.00	2.00

JOB CAT.

T

M

M

M

REPORT: PART B  
PAGE: 2 OF 2  
BUILDING: MIAM GRANDE  
ENT CUT: 11/21/76

ENTITY: MIAMFLGR35F  
ENT TERM: 07/18/92

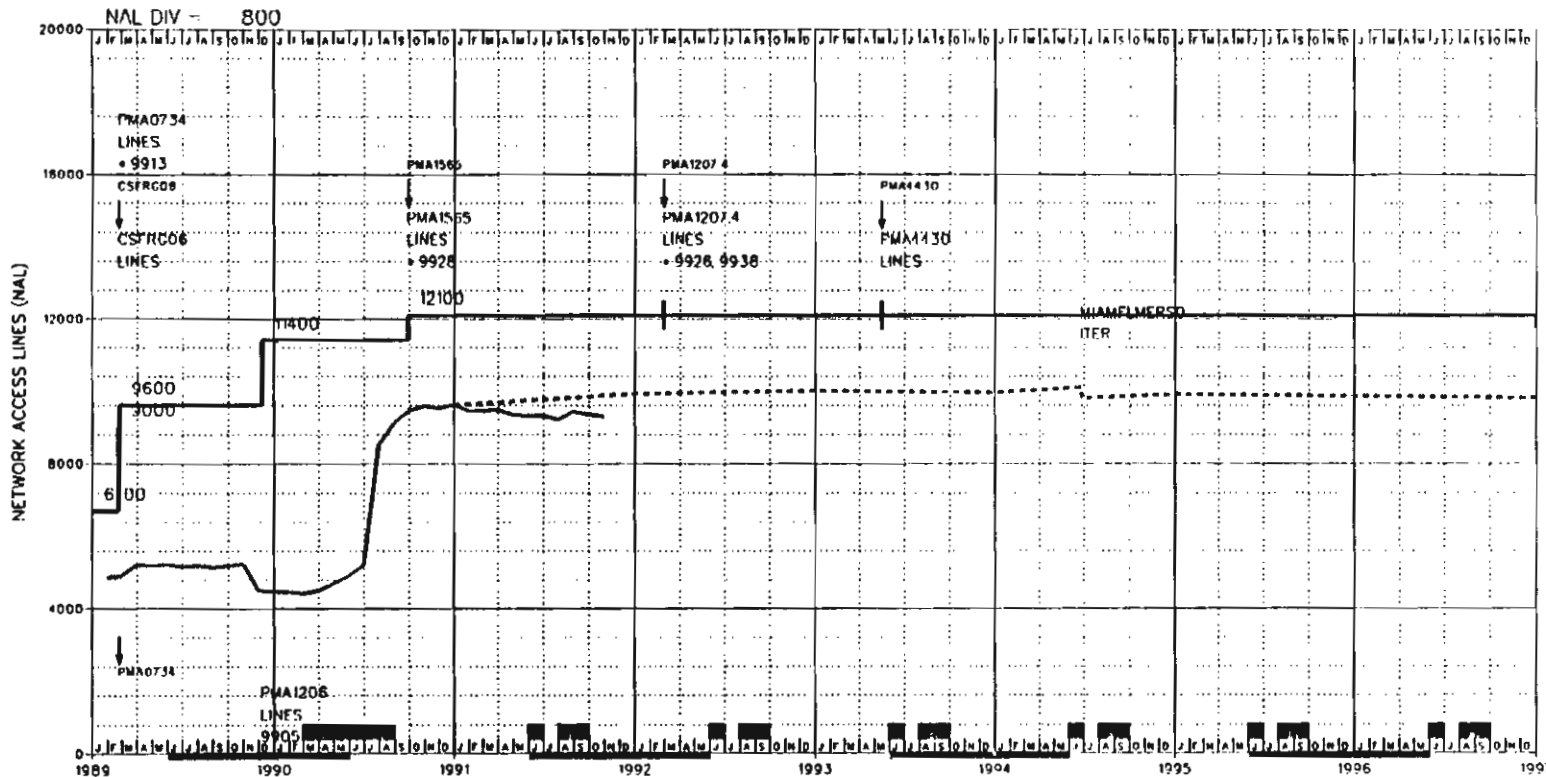
LSUF SYSTEM  
GRAPHIC PART B VERSION 1.00  
DATABASE: LIVE

DATE: 11/25/91  
TIME: 19:03:40  
CHART NO.: 14.2  
ED TYPE: 10ES

JOB/ADJ/AT	PMA3971	AT1	PMA2157
EVENT-NUM	EVT1		EVT1
EVENT-DATE	03/25/91	07/18/92	07/18/92
RDYSO/TOATE	03/25/91	07/18/92	07/18/92
REOSO	03/25/91	###/###/###	07/18/92
CAP EXH.	###/###/###	###/###/###	###/###/###
SHIP DATE	03/15/91	###/###/###	06/20/92
JOB DESC.	IC80	ITRA	015P
NAL TRANS		-14100	
TRANS ENT		MIAMFLGR351	
LSE1	NYW		PROC
NAL CAP SE		14100	-14100 0
IC		14100	-14100 0
LNS		20000	-20000 0
NOS		57700	-57700 0
ML		14100	-14100 0
CNTRX CAP		1500	-1500 0
INST. NOS		80000	-80000 0
UAY ASSGN		12065	-12065 0
%FNOS	85.00		
INST. LNS		21504	-21504 0
UAY ASSGN		473	-473 0
%TOTAL FILL	95.80		
LNCAP IN LNS		20000	
SIZING DATE	01/22/91		11/15/90
NDO QUE	01/15/91		11/22/91
TELCO DUE	01/31/91		01/03/92
TURNOVER	03/25/91		07/18/92
GENERIC SVC			
GENERIC	IAE10.08		
CONC RATIO	3:1		0
ENG LSE			
ENG CCS/NAL	6.78		0.00
DESIGN BS			
MRAJ	0.00		0.00
PROCESSOR		33500	-33500 0
CAP TRUNK		100	-100 0
OCTL TK UNIT 0			0
LLN/LT/SM/NM		7	-7 0
LSR/LTS/###		0	
LSH/###/L32		42	-42 0
TSC/###/TSS/NP		42	-42 0
TLN/###/L64		1536	-1536 0
TOT FR/SHL 0			0
REUSE FR/SHL 0			0
GROSS ADDNS 3			0
EXT JOB DESC 95IC80			OFFICE/RETIR
%CTDIP 2.00			0.00

JOB CAT. M

0



NOTES:  
 9905 TOUCHSTAR PHASE I  
 9911 SUPERNODE PROCESSOR  
 9926 CCS ACCESS CAPABILITY  
 9928 ONA REQUIREMENTS  
 9930 CALLER ID (ICLID & CHID)  
 9938 ISDN PRIMARY RATE  
 INTERFACE (PRI)  
 1026  
 1027

REASON FOR REISSUE:  
 1811 45 NW 5TH ST. OBH  
 1030-1130

DATE OF ISSUE: 11/25/91  
 EXCHANGE: MIAMI  
 DATABASE: LIVE  
 CO TYPE: D100  
 NXX:  
 352X 353X 366X 530 536 539  
 543X 544X 546X 575S 995F

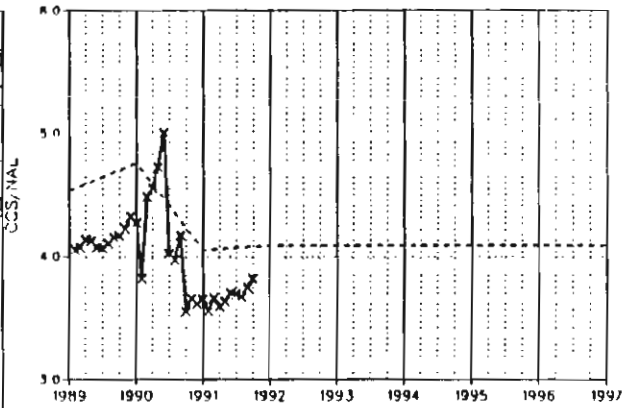
BUILDING: MIAMFLGR STAIF: 01  
 LATA: SOE1/460  
 COMPANY: SBEL AREA: SBEL  
 DIVISION: SFSD DISTRICT: CNTL  
 EXHAUST: 01/01/99  
 CONTACT: BSGAIERMAN  
 NUMBER: WRMOBLEY  
 EQ ENGINEER: ARMEHIA

E. A. DATE: 09/30/85  
 DIR CLOSE: 05/14/92  
 DIR DELIVER: 09/11/92  
 NAL FCST: 07/15/90  
 CCS FCST: 09/01/89  
 ENTITY CHG: 09/29/85  
 ENTITY TERM: 01/01/20  
 LATEST NAL: 9289  
 SWITCH HOST

ENTITY:  
 MIAMFLGRSDO 14.3

YEAR	1989	1990	1991	1992	1993	1994	1995	1996	1997
NAL	4/25 (A)	4470 (A)	9602 (A)	9913 (F)	9998 (F)	9948 (F)	9898 (F)	9848 (F)	9798 (F)
LINES	4/25	4470	9602	9913	9998	9948	9898	9848	9798
CCS/NAL	4.53	4.76	4.05	4.09	4.09	4.09	4.09	4.09	4.09
CCS STATUS	A	A	A						

NAL/LN RATIO		1989	1990	1991	1992	1993	1994	1995	1996	1997	
NAL/LN RATIO		1.00000	1.00000	1.00000	1.00000	1.00000	1.00000	1.00000	1.00000	1.00000	
SVC.		1989	1990	1991	JOBNUM RDYSD REUSD SHIP						
DTS					CSFRG08	02/23/89	02/23/89	07/14/89			
					PMA0734	02/24/89	02/24/89	01/13/89			
					PMA1206	12/08/89	12/08/89	08/25/89			
					PMA1565	09/28/90	09/28/90	04/21/90			
					PMA1207.4	07/28/92	07/28/92	11/15/91			
					PMA4430	05/16/93	05/16/93	01/16/93			
					PMA1566	05/03/97	05/03/97	01/11/97			
%IFFM											



REPORT: PART B  
 PAGE: 1 OF 2  
 BUILDING: MIAM GRANDE  
 ENT CUT: 09/29/85

ENTITY: MIAMFLGROSO  
 ENT TERM: 01/01/20

LSOF SYSTEM  
 GRAPHIC PART B VERSION 1.00  
 DATABASE: LIVE

DATE: 11/25/91  
 TIME: 19:03:40  
 CHART NO.: 14.3  
 EQ TYPE: 0100

JOB/ADJ/AT CSFRG06  
 EVENT-NUM EVT1  
 EVENT-DATE 02/23/89  
 RDTSD/TDATE 02/23/89  
 REQSO 02/23/89  
 CAP EXH. \*\*/\*\*/\*\*  
 SHIP DATE 02/14/89  
 JOB OESC. CAROS  
 NAL TRANS  
 TRANS ENT  
 LSEI  
 NAL CAP SE 2600 16200  
 IC 2600 16200  
 LNS 2300 9000  
 NOS 25500  
 ML 2300 9000  
 CNTRX CAP 2300 9000  
 INST. NOS 30000  
 UAY ASSGN 0  
 %FNOS 85.00  
 INST. LNS 10880  
 UAY ASSGN -2491 196  
 %TOTAL FILL 84.24  
 LNCAP IN LNS 2300 9000  
 SIZING DATE 03/04/87  
 NOO DUE 12/05/88  
 TELCO DUE 02/10/89  
 TURNOVER 02/23/89  
 GENERIC SVC  
 GENERIC 8CS-26  
 CONC RATIO 6  
 ENG LSF  
 ENG CCS/NAL 5.75  
 DESIGN BS  
 MRAJ 9.46  
 PROCESSOR -4200 20800  
 CAP TRUNK 180  
 OCTL TK UN110  
 LLN/LT/SM/NM 7  
 LSR/LTS/\*\* 17  
 LSH/\*\*/L32  
 TSC/\*\*/TSS/NP 410  
 TLN/\*\*/L64 170  
 TOT FR/SHL 0  
 REUSE FR/SHL 0  
 GROSS HOONS 0  
 EXT JOB DESC CARDS/NEW NX  
 %CTOIP 2.00

PMA0734  
 EVT1  
 02/24/89  
 02/24/89  
 02/24/89  
 \*\*/\*\*/\*\*  
 01/13/89  
 SUPERNODE  
 NTW  
 5300 21500  
 5300 21500  
 600 9600  
 -1400 24100  
 600 9600  
 -800 8200  
 1650 1650  
 85.00  
 640 11520  
 11 207  
 84.85  
 680 9600  
 09/09/88  
 10/07/88  
 10/28/88  
 02/24/89  
 8CS-26  
 6  
 4.55  
 16.30  
 24200 45000  
 180  
 0 7  
 1 18  
 0  
 -12 398  
 170  
 0  
 0  
 570  
 E-CORE/1-LCM  
 2.00

PMA1206  
 EVT1  
 12/08/89  
 12/08/89  
 12/08/89  
 \*\*/\*\*/\*\*  
 08/25/89  
 GA  
 NTW  
 1000 22500  
 1000 22500  
 1800 11400  
 24100  
 1800 11400  
 8200  
 30000  
 1650  
 85.00  
 3840 15360  
 1920 2127  
 86.15  
 1800 11400  
 09/09/88  
 10/07/88  
 01/27/89  
 09/15/89  
 8CS-28  
 6  
 4.50  
 9.66  
 40 220  
 2  
 1 8  
 6 24  
 0  
 57 455  
 70 240  
 6  
 0  
 846  
 TOUCHSTR/LIN  
 2.00

PMA1565  
 EVT1  
 09/28/90  
 09/28/90  
 09/28/90  
 \*\*/\*\*/\*\*  
 04/27/90  
 GA/8C530  
 NTW  
 2900 25400  
 2900 25400  
 700 12100  
 24100  
 700 12100  
 8200  
 30000  
 1650  
 85.00  
 1584 16944  
 2127  
 81.66  
 700 12100  
 07/31/89  
 09/29/89  
 01/26/90  
 09/28/90  
 8CS-30  
 6  
 4.58  
 79.15  
 -2300 42700  
 60 280  
 3  
 8  
 24  
 0  
 48 503  
 40 280  
 2  
 0  
 350  
 INT-SLC/TKS  
 2.00

PMA1207.4  
 EVT1  
 02/28/92  
 02/28/92  
 02/28/92  
 \*\*/\*\*/\*\*  
 11/15/91  
 GENUPO  
 NTW  
 9200 34600  
 9200 34600  
 12100  
 24100  
 12100  
 8200  
 30000  
 1650  
 85.00  
 16944  
 2127  
 81.66  
 12100  
 06/13/91  
 08/19/91  
 09/06/91  
 02/28/92  
 8CS-33  
 6  
 4.09  
 13.37  
 -6100 36600  
 40 320  
 3  
 8  
 24  
 0  
 -5 498  
 280  
 1  
 0  
 400  
 OFI  
 2.00

PMA4430  
 EVT1  
 05/16/93  
 05/16/93  
 05/16/93  
 \*\*/\*\*/\*\*  
 01/16/93  
 GENUPO  
 NTW  
 34600  
 34600  
 12100  
 24100  
 12100  
 8200  
 30000  
 1650  
 85.00  
 16944  
 2127  
 81.66  
 12100  
 06/13/91  
 04/04/92  
 08/01/92  
 05/16/93  
 8CS-34  
 6  
 4.09  
 0.00  
 36600  
 320  
 9  
 24  
 0  
 498  
 280  
 3  
 0  
 600  
 1SON  
 2.00

JOB CAT. A

P

A

A

G

G

REPORT: PART B  
PAGE: 2 OF 2  
BUILDING: MIAM GRANDE  
ENT CUT: 09/29/85

ENTITY: MIAMFLGROSO  
ENT TERM: 01/01/20

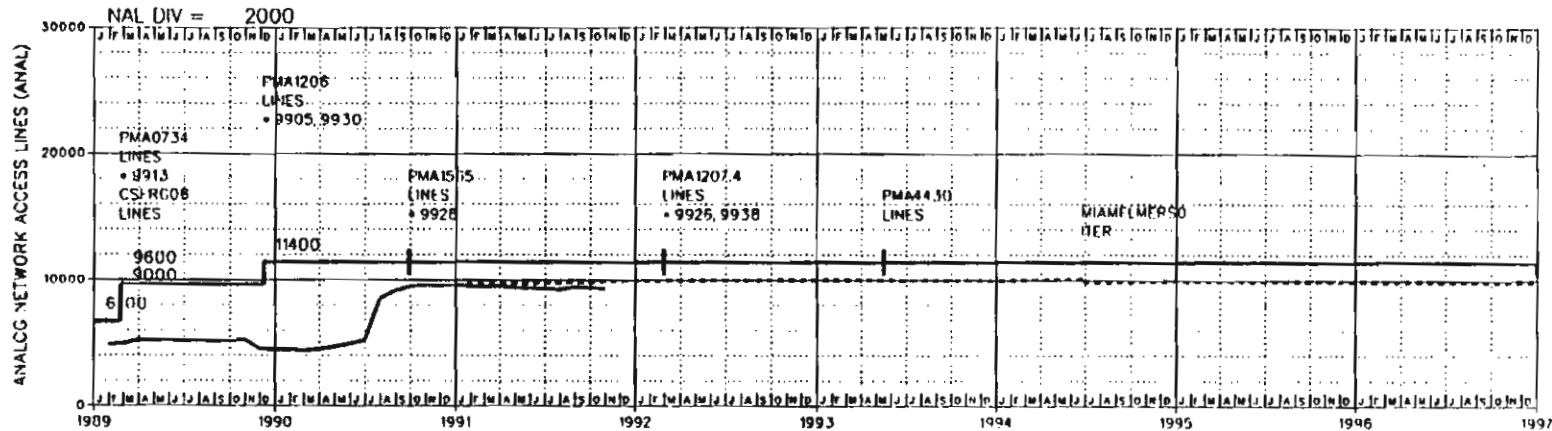
LSDP SYSTEM  
GRAPHIC PART B VERSION 1.00  
DATABASE: LIVE

DATE: 11/25/91  
TIME: 19:03:40  
CHAR1 NO.: 14.3  
EQ TYPE: 0100

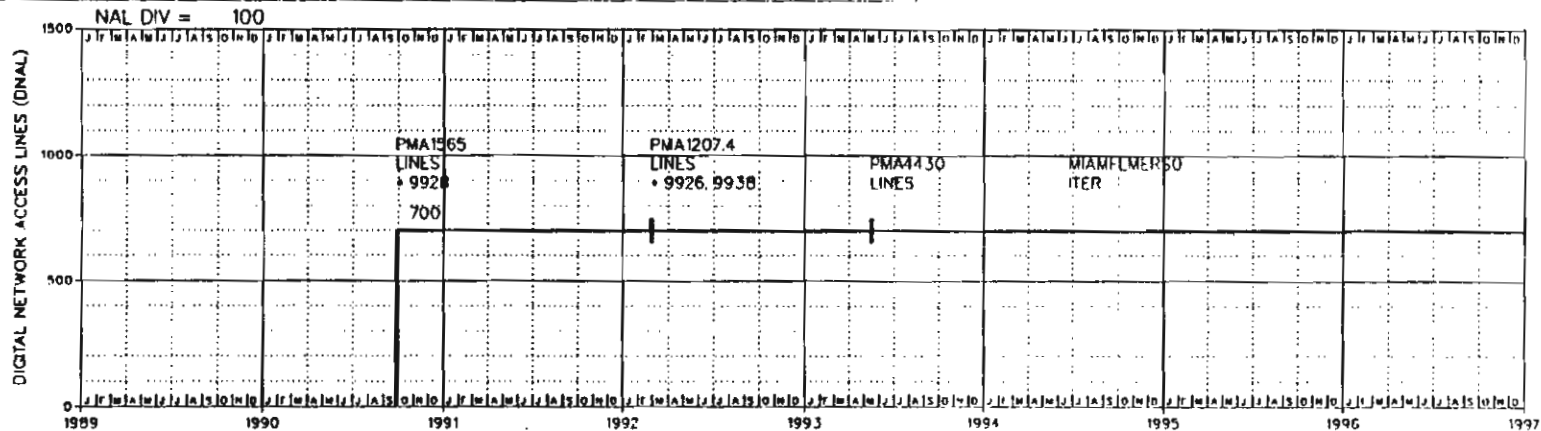
JOB/ROJ/AT	AT1	PMA1566	
EVENT-NUM		EVT1	
EVENT-DATE	06/25/94	05/03/97	
ROYSD/TOATE	06/25/94	05/03/97	
REQSO	##/##/##	05/03/97	
CAP EXH.	##/##/##	##/##/##	
SHIP DATE	##/##/##	01/11/97	
JOB DESC.	11ER	ENOJOB	
NAL TRANS	-300		
TRANS ENT	MIAMFLMERSO		
LSET		NTW	
NAL CAP SE			34600
TC			34600
LNS			12100
NOS			24100
ML			12100
CNTRX CAP			8200
INST. NOS			30000
URV ASSGN			1650
%FNOS	85.00		
INST. LNS			16944
URV ASSGN			2127
%TOTAL FILL	81.66		
LNCAP IN LNS			12100
SIZING DATE	03/26/91		
MOO DUE	03/29/96		
TELCO DUE	07/27/96		
TURNOVER	05/03/97		
GENERIC SVC			
GENERIC	BCS-36		
CONC RATIO	6		
ENG LSF			
ENG CCS/NAL	4.09		
DESIGN BS			
MRAJ	0.00		
PROCESSOR			36600
CAP TRUNK			320
DGTL TK UNIT			
LLN/LI/SM/NM			9
LSR/LTS/##/##			24
LSH/##/##/L32			0
TSC/##/##/TSS/NP			498
TLN/##/##/L64			280
TOT FRS/SHL	0		
REUSE FR/SHL	0		
GROSS ADDNS	0		
EXT JOB OESC			
%CTOIP	2.00		

JOB CAT.





YEAR	1989	1990	1991	1992	1993	1994	1995	1996	1997
NAL	4725 (A)	4470 (A)	9602 (A)	9913 (F)	9998 (F)	9948 (F)	9898 (F)	9848 (F)	9798 (F)
ANLG LNS	4725	4470	9602	9913	9998	9948	9898	9848	9798
CCS/NAL	4.53	4.76	4.05	4.09	4.09	4.09	4.09	4.09	4.09
ACCS ACTUAL	A	A	A						
NAL/LN RATIO	1.00000	1.00000	1.00000	1.00000	1.00000	1.00000	1.00000	1.00000	1.00000



YEAR	1989	1990	1991	1992	1993	1994	1995	1996	1997
NAL	0 (A)	0 (A)	0 (A)	0 (F)	0 (F)	0 (F)	0 (F)	0 (F)	0 (F)
DNAL	0.00	4.76	4.05	4.09	4.09	4.09	4.09	4.09	4.09
CCS ACTUAL		A	A						
SLC SYS	0	0	0	0	0	0	0	0	0
URBAN SYS	0	0	0	0	0	0	0	0	0
NAL/LN RATIO									

NOTES:  
 9905 TOUCHSTAR PHASE I  
 9913 SUPERNOVA PROCESSOR  
 9926 CCS ACCESS CAPABILITY  
 9928 ONA REQUIREMENTS  
 9930 CALLER ID (CLID & CND)  
 9938 ISDN PRIMARY RATE  
 INTERFACE (PRI)

1026  
1027

REASON FOR REISSUE:  
 1811 45 NW 5TH ST. OBH  
 1030-1130

DATE OF ISSUE: 11/25/91  
 EXCHANGE: MIAMI  
 DATABASE: LIVE  
 EQ TYPE: D100  
 ANALOG

BUILDING: MIAM GRANDE  
 SWITCH HOST  
 FCST DATE: 07/15/90  
 LATEST ANAL: 9289  
 CONTACT: BSCATERMAN  
 CONTACT NO.: WRMODLEY  
 EQUIP ENGR: ARMEHIA

DIGITAL  
 DLCCST DATE: 10/01/89  
 LATEST DNAL: 0  
 LATEST SLC: 0  
 LATEST URBN: 0  
 LATEST D112: 0

ENTITY: MIAMFLGRD50  
 CHART: 14.3

REPORT: PARTB  
 PAGE: 1 OF 2  
 BUILDING: MIAMGRANOE  
 ENT CUT: 09/29/85

ENTITY: MIAMFLGROSSO  
 ENT TERM: 01/01/20

LSDP SYSTEM  
 DIGITAL PART A VERSION 1.00  
 DATABASE: LIVE

DATE: 11/25/91  
 TIME: 19:03:40  
 CHART NO.: 14.3  
 EO TYPE: 0100

JOB/ROJ/AT	CSFRG06	PMA0734	PMA1206	PMA1565	PMA1207.4	PMA4430
EVENT-DATE	02/23/89	02/24/89	12/08/89	09/28/90	02/28/92	05/16/93
ROYSD/TDATE	02/23/89	02/24/89	12/08/89	09/28/90	02/28/92	05/16/93
REQSD	02/23/89	02/24/89	12/08/89	09/28/90	02/28/92	05/16/93
CAP EXH.	02/14/89	01/13/89	08/25/89	04/27/90	11/15/91	01/16/93
SHIP DATE	02/14/89	01/13/89	08/25/89	04/27/90	11/15/91	01/16/93
JOB DESC.	CAROS	SUPERNODE	GA	GA/BCS30	GENUPO	GENUPO
TRANS ENT						

ANALOG SECTION -----

NAL TRANS	16200	16200	5300	21500	1000	22500	22500	9400	31900	31900
NAL CAP TC	16200	16200	5300	21500	1000	22500	22500	9400	31900	31900
LNS	9000	9000	600	9600	1800	11400	11400		11400	11400
ML	9000	9000	600	9600	1800	11400	11400		11400	11400
LINE UNITS		17	1	18		24	24		24	24
INST. LNS		10880	640	11520	3840	15360	15360		15360	15360
UAV ASSGN	196	196	11	207	1920	2127	2127		2127	2127
%FILL	84.24		84.85		86.15		86.15	86.15		86.15
ALNCAP LNS	9000	9000	600	9600	1800	11400	11400		11400	11400
RENG CCS NAL	5.75		5.75		5.75		4.58	4.09		4.09
ANLG DEF LNS	-2560	0	0	0	1920	1920	1920		1920	1920
ISON CAP TC	0	0	0	0	0	0	0		0	320
ISON CAP LNS	0	0	0	0	0	0	0		0	320
ISON CAP ML	0	0	0	0	0	0	0		0	320
ISON LN MOD	0	0	0	0	0	0	0		0	1
ISON INS LNS	0	0	0	0	0	0	0		0	480
ISON UAV LNS	0	0	0	0	0	0	0		0	160
ISON %FILL										100.00
ISON ENG CCS										15.80

DIGITAL SECTION -----

NAL TRANS	0	0	0	2900	2900	-200	2700	2700
NAL CAP TC	0	0	0	2900	2900	-200	2700	2700
LNS	0	0	0	700	700		700	700
ML	0	0	0	700	700		700	700
LINE UNITS	0	0	0		1		1	1
INST. LNS	0	0	0	1584	1584		1584	1584
UAV ASSGN	0	0	0	0	0		0	0
%FILL				44.19		44.19		44.19
OLNCAP LNS	0	0	0	700	700		700	700
DENG CCS NAL	0.00		0.00	4.58		4.09		4.09
CAP SLC SYS	0	0	0	0	0		0	0
ENG SLC MD 1	0	0	0	0	0		0	0
ENG SLC MD 2	0	0	0	0	0		0	0
DEF SLC SYS	0	0	0	0	0		0	0
CAP URBN SYS	0	0	0	3	3		3	3
DEF URBN SYS	0	0	0	0	0		0	0
CAP OMS112	0	0	0	0	0		0	0
SLC OLU	0	0	0	0	0		0	0
URBAN OLU	0	0	0	1	1		1	1

REPORT: PARTB  
PAGE: 2 OF 2  
BUILDING: MIAMGRANDE  
ENT CUT: 09/29/85

ENTITY: MIAMFLOROSO  
ENT TERM: 01/01/20

LSDP SYSTEM  
DIGITAL PART B VERSION 1.00  
DATABASE: LIVE

DATE: 11/25/91  
TIME: 19:03:40  
CHART NO.: 14.3  
EQ TYPE: 0100

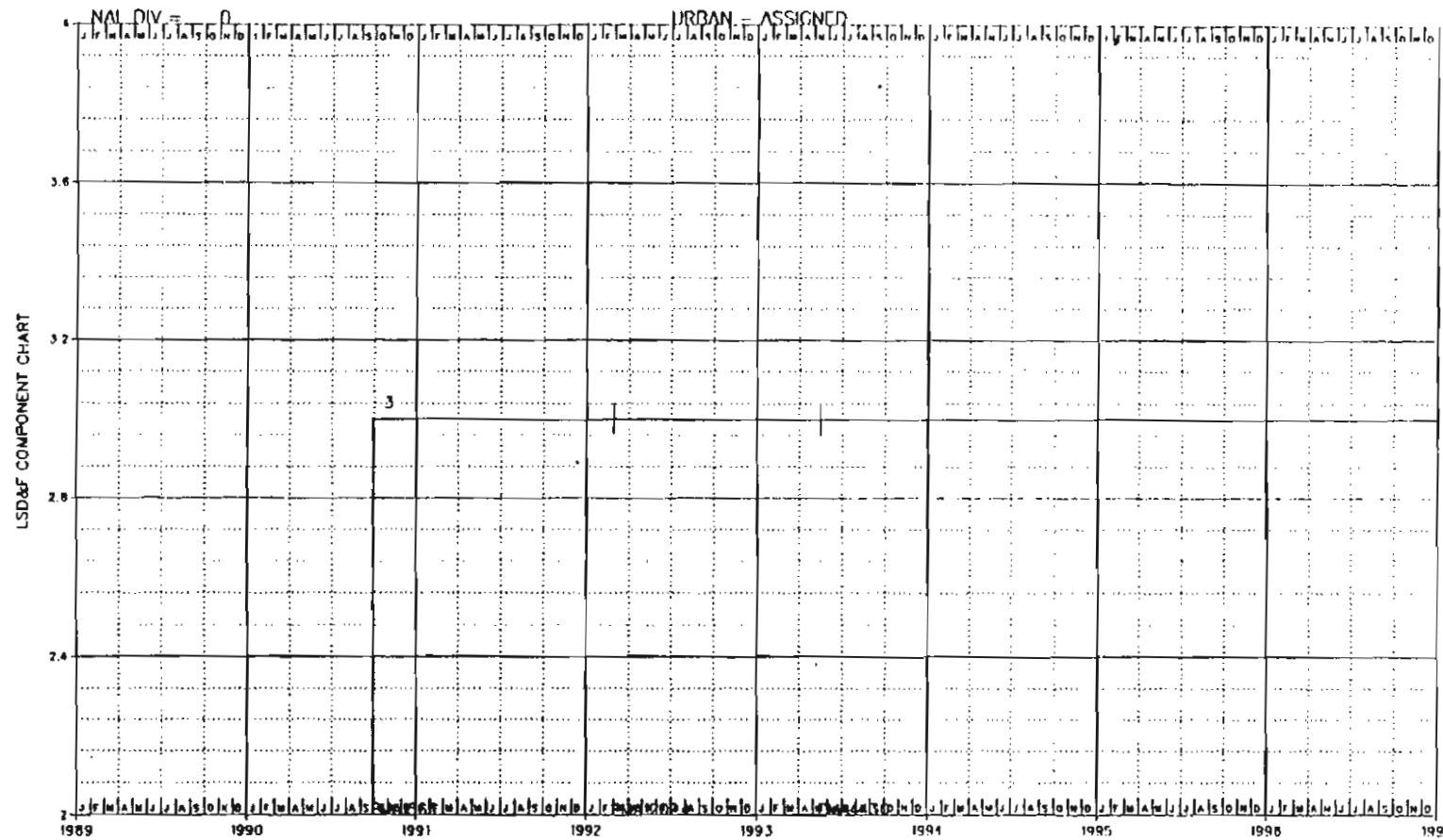
JOB/ADJ/AT	ATI	PMA1566
EVENT-NUM		EVT1
EVENT-DATE	06/25/94	05/03/97
ROYSD/TDATE	06/25/94	05/03/97
REOSD	**/**/**	05/03/97
CAP EXH.	**/**/**	**/**/**
SHIP DATE	**/**/**	01/11/97
JOB DESC.	ITER	ENOJOB
TRANS ENT	MIAMFLMERSO	

ANALOG SECTION -----

NAL TRANS	-300	
NAL CAP TC		31900
LNS		11400
ML		11400
LINE UNITS		24
INST. LNS		15360
URV ASSGN		2127
ZFILL	86.15	
DLNCAP LNS		11400
DENG CCS NAL	4.09	
ANLC DEF LNS		1920
ISDN CAP TC		320
ISDN CAP LNS		320
ISDN CAP ML		320
ISDN LN MOD		1
ISDN INS LNS		480
ISDN URV LNS		160
ISDN ZFILL	100.00	
ISDN ENG CCS	15.00	

DIGITAL SECTION -----

NAL TRANS		2700
NAL CAP TC		700
LNS		700
ML		700
LINE UNITS		1
INST. LNS		1584
URV ASSGN		0
ZFILL	44.19	
DLNCAP LNS		700
DENG CCS NAL	4.09	
CAP SLC SYS		0
ENG SLC MD 1		0
ENG SLC MD2		0
DEF SLC SYS		0
CAP URBAN SYS		3
DEF URBAN SYS		0
CAP DMS112		0
SLC DLU		0
URBAN DLU		1



NOTES:  
 9905 TOUCHSTAR PHASE I  
 9913 SUPERHODE PROCESSOR  
 9926 CCS ACCESS CAPABILITY  
 9928 ONA REQUIREMENTS  
 9930 CALLER ID (CIID & CNO)  
 9938 ISDN PRIMARY RATE  
 INTERFACE (PRI)

1026  
 1027

REASON FOR REISSUE:  
 1811 45 NW 5TH ST. OBH  
 1030-1130

DATE OF ISSUE: 11/25/91  
 EXCHANGE: MIAMI  
 DATARASF: LIVE  
 EO TYPE: D100  
 NXX: 352X 353X 356X 530 536  
 539 543X 544X 546X 575S 995F

BUILDING: MIAMFICR STAFF: FL  
 LATA: SOET/480  
 COMPANY: SBEL ARFA SBFS  
 DIVISION: SF50 DISTRICT: CNTL  
 EXHAUST: 01/01/99  
 CONTACT: BSCAITERMAN  
 NUMBER: WRMOBLEY

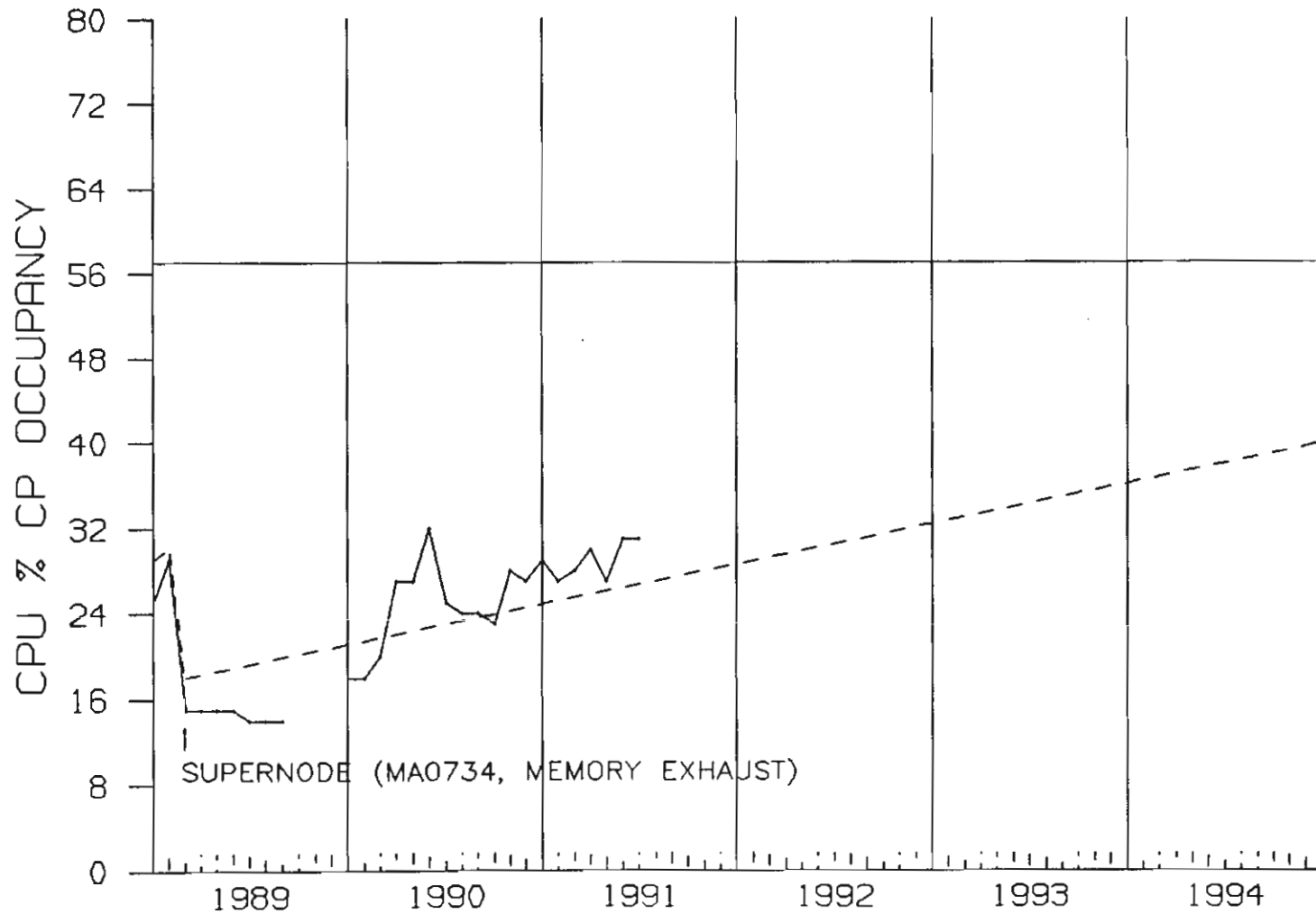
YEAR	1989	1990	1991	1992	1993	1994	1995	1996
DEMAND/GAIN								

ENTITY: MIAMFLGRD50      CHART: 14.3

# MIAMI GRANDE DSO

## PROCESSOR CAPACITY

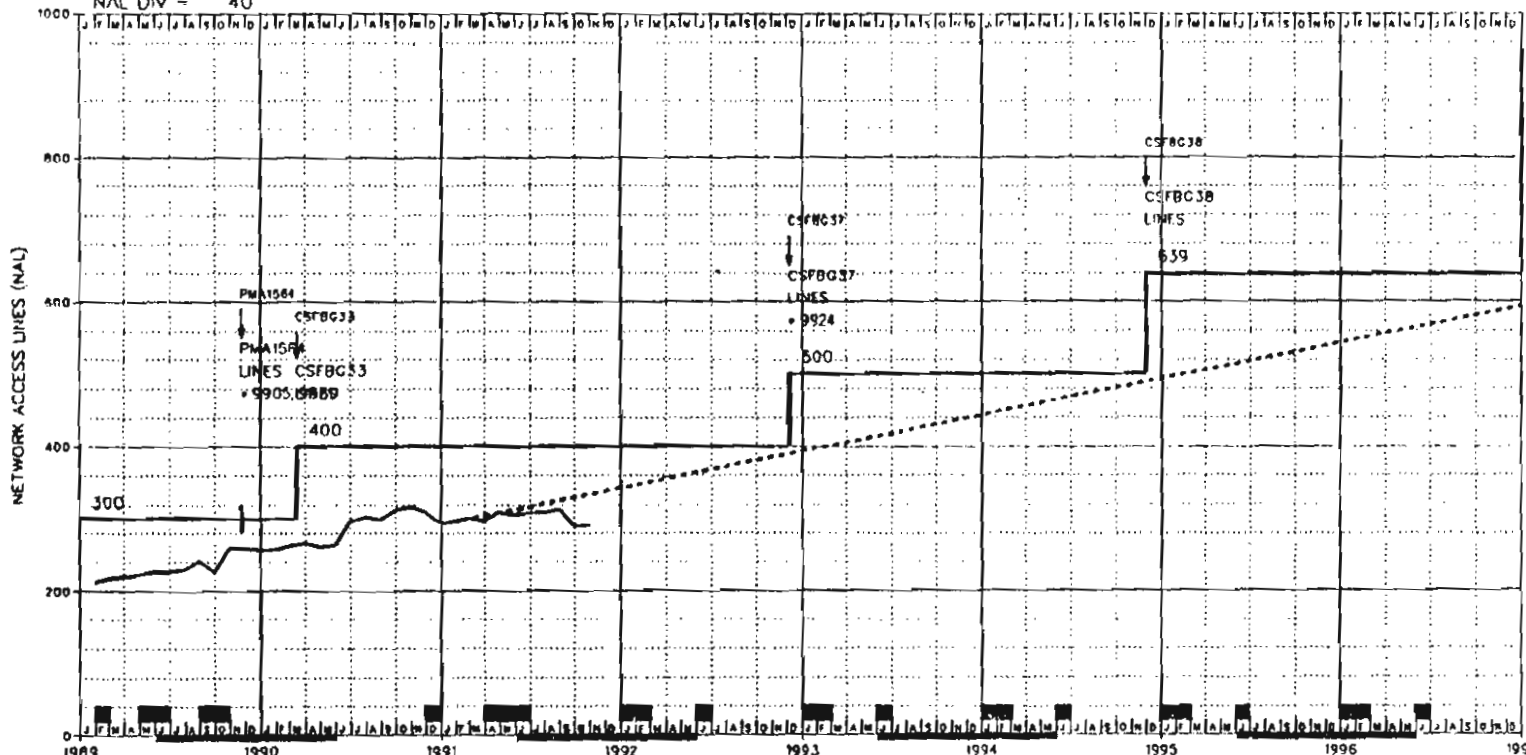
MIAMFLGRDSO  
SUPERNODE  
CHART: 14.3



YEAR

ISSUE DATE: DECEMBER 2, 1991

NAL DIV - 40



NOTES:  
 9905 TOUCHSTAR PHASE I  
 9924 TOUCHSTAR PHASE II  
 9930 CALCEP ID (CLID & CND)

REASON FOR REISSUE:  
 1848 1221 BRICKELL AVE OBH  
 1030-1130

DATE OF ISSUE: 11/25/91  
 EXCHANGE: MIAMI  
 DATABASE: LIVE  
 EO TYPE: RLCM  
 NXX: HOST

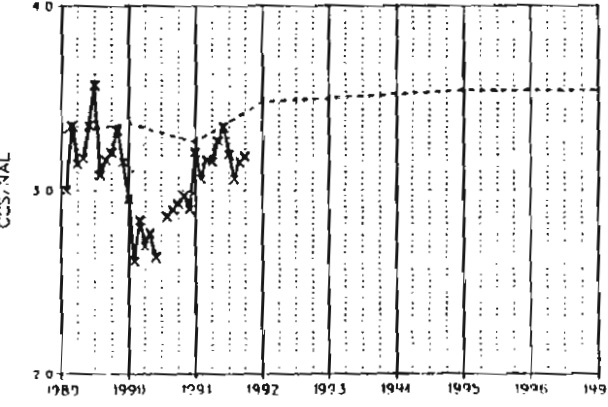
BUILDING: MIAMFLAG STAF: FL  
 LATA: SOET/460  
 COMPANY: SBEL AREA: SBI S  
 DIVISION: SF50 DISTRICT: CNIL  
 EXHAUST: 01/01/99  
 CONTACT: BSCATERMAN  
 NUMBER: WRW0RLEY  
 EQ ENGINEER: ARMEHIA

E. A. DATE: 06/18/87  
 DIR CLOSE: 05/14/92  
 DIR DELIVER: 09/11/92  
 NAL FCST: 06/15/91  
 CCS FCST: 08/15/91  
 ENTITY CDT: 06/18/87  
 ENTITY TERM: 01/01/99  
 LATEST NAL: 291  
 SWITCH HOST: MIAMFLGRSD  
 ENTITY: CHART:

MIAMI-FLAG(S) 14.4

YEAR	1989	1990	1991	1992	1993	1994	1995	1996	1997
NAL	211 (A)	257 (A)	293 (A)	343 (F)	393 (F)	443 (F)	493 (F)	543 (F)	593 (F)
LINES	211	257	293	343	393	443	493	543	593
CCS/NAL	3.31	3.38	3.26	3.48	3.50	3.52	3.54	3.54	3.54
CCS STATUS	A	A	A						

NAL/LN RATIO	1.00000	1.00000	1.00000	1.00000	1.00000	1.00000	1.00000	1.00000	1.00000
SVC	1989	1990	1991						
DTS									
IML									
%IF FM									
JOBNUM									
RDYSO									
REQSO									
SHIP									



REPORT: PARTB  
 PAGE: 1 OF 1  
 BUILDING: MIAM ADJ TO GRANDENTITY: MIAMFLAGRSO  
 ENT CUT: 06/18/87 ENT TERM: 01/01/99

LSOF SYSTEM  
 GRAPHIC PART B VERSION 1.00  
 DATABASE: LIVE

DATE: 11/25/91  
 TIME: 19:03:40  
 CHART NO.: 14.4  
 EO TYPE: RLCH

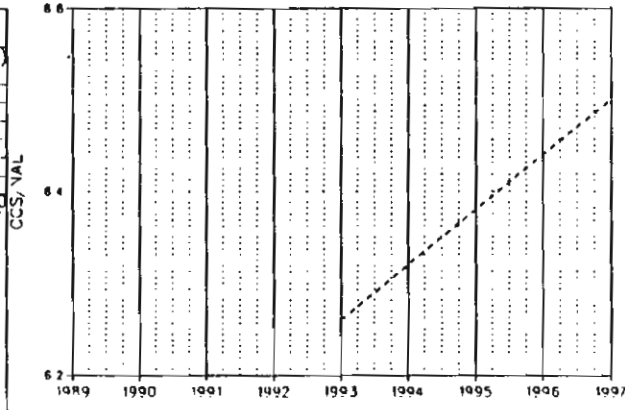
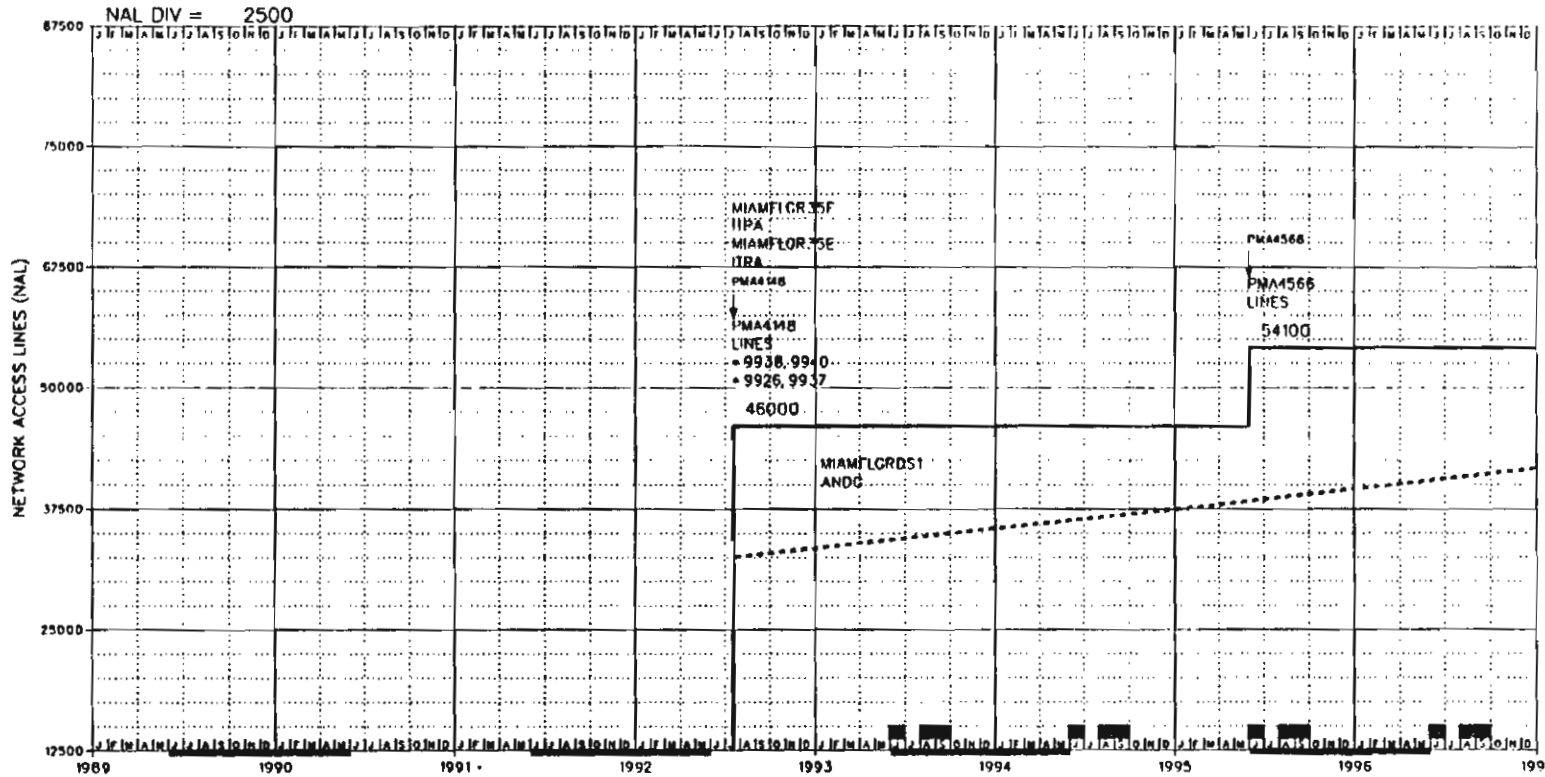
JOB/ROJ/AT	PHAI564	CSF8C33	CSF8C37	CSF8C38	PAGRS01
EVENT-NUM	EVT1	EVT1	EVT1	EVT1	EVT1
EVENT-DATE	11/24/89	03/16/90	12/06/92	12/01/94	04/03/97
ROYSO/TOATE	11/24/89	03/16/90	12/06/92	12/01/94	04/03/97
REOSD	11/24/89	03/16/90	12/06/92	12/01/94	04/03/97
CAP EXH.	###/###/###	###/###/###	###/###/###	###/###/###	###/###/###
SHIP DATE	10/27/89	03/02/90	11/21/92	11/21/94	01/10/97
JOB DESC.	TOUCHSTAR	CARDS	CAROS	CAROS	GA
NAL TRANS					
TRANS ENT					
LSEI	NTW	NTW	NTW	NTW	NTW
NAL CAP SE	800	500 1300	-500 800	800	478 1278
TC	800	500 1300	-500 800	800	478 1278
LNS	300	100 400	100 500	139 639	311 950
NOS	1700	100 1700	100 1700	1700	1700
ML	300	100 400	100 500	139 639	311 950
CNTRX CAP	300	100 400	100 500	139 639	311 950
INST. NOS	2000	2000	2000	2000	2000
UAV ASSGN	0	0	0	0	0
ZFNOS	85.00	85.00	85.00	85.00	85.00
INST. LNS	640	640	640	640	640 1280
UAV ASSGN	325	-156 169	-44 125	-124 1	324 325
ZTOTAL FILL	95.20	84.74	97.08	99.84	99.47
LNCAP IN LNS	300	100 400	100 500	139 639	311 950
SIZING DATE	08/31/88	11/17/89	01/15/91	01/15/91	01/15/91
NOO DUE	09/23/88	01/13/90	09/29/92	09/29/94	03/28/96
TELCO DUE	02/04/89	02/02/90	10/24/92	10/24/94	07/25/96
TURNOVER	08/25/89	03/16/90	12/06/92	12/01/94	04/03/97
GENERIC SVC					
GENERIC	BCS-28	BCS-28	BCS-30	BCS-32	BCS-33
CONC RATIO	6	6	6	6	6
ENG LSF					
ENG CCS/NAL	5.50	3.46	3.46	3.48	3.52
DESIGN BS					
MRAJ	0.00	32.72	23.82	28.06	0.00
PROCESSOR	-300 0	0 0	0 0	0 0	0 0
CAP TRUNK					
DGITL TK UNIT 0		0	0	0	0
LLN/LI/SM/NM	0	0	0	0	0
LSR/LIS/###		0	0	0	0
LSH/###/L32	0	0	0	0	0
TSC/###/TSS/NP	0	0	0	0	0
TLN/###/L64	-10 0	10 10	10	10	10 20
TOT FR/SHL 0		0	0	0	1
REUSE FR/SHL 0		0	0	0	0
GROSS ADDNS 25		0	0	30	200
EXT JOB DESC		CARDS	CARDS	CARDS	SECOND/RLCH
ZCTDIP					

JOB CAT. M A A A A

NOTES:  
 9926 CCS ACCESS CAPABILITY  
 9937 CARRIER IDENT. CODE  
 (CIC) EXPAN. (FG B)  
 9938 ISDN PRIMARY RATE  
 INTERFACE (PRI)  
 9940 CALL FWD-DON'T-ANSWER  
 AFTER CALL WAITING

REASON FOR REISSUE:

DATE OF ISSUE: 11/25/91  
 EXCHANGE: MIAMI  
 DATABASE: LIVE  
 FO TYPE: SES  
 NXX:  
 347F 350F 358F 371F 372F 373F  
 374F 375F 376F 377F 379F 301F  
 397X 577F 579F 789S 995F  
 ROUTING: MIAMFLGR STAT: FI  
 LATA: SOE1/460  
 COMPANY: SBEL AREA: SBFS  
 DIVISION: SFSO DISTRICT: CNTL  
 EXHAUST: 01/01/99  
 CONTACT: BSGATERMAN  
 NUMBER: BOWILCHER  
 EO ENGINEER: ARMENTA  
 E. A. DATE: 09/30/85  
 DIR CLOSE: 05/14/92  
 DIR DELIVER: 09/11/92  
 NAL FCST: 01/31/91  
 CCS FCST: 03/07/91  
 ENTITY CNT: 10/17/92  
 ENTITY TERM: 01/01/20  
 LATEST NAL SWITCH HOST  
 ENTITY: CHARI:  
 MIAMI LGRDS1 14.5



YEAR	1989	1990	1991	1992	1993	1994	1995	1996	1997
NAL			(F) 0	(F) 0	(F) 33469	(F) 35479	(F) 37397	(F) 39532	(F) 41657
LINES			0	0	33469	35479	37397	39532	41657
CCS/NAL			0.00	0.00	6.26	6.32	6.38	6.44	6.50
CCS STATUS									
NAL/LN RATIO					1.00000	1.00000	1.00000	1.00000	1.00000
SVC.									
DTS									
IML									
DIFFM									
JOBNUM									
RUYSO									
REUSD									
SHIP									
PMA4MB							07/18/97	07/18/92	11/09/91
PMA4566							08/01/95	08/01/95	02/08/95
PMA4567							04/01/98	04/01/98	12/05/97



REPORT: PARTB  
 PAGE: 1 OF 1  
 BUILDING: MIAMGRANDE  
 ENT CUT: 10/17/92

ENTITY: MIAMFLGRS1  
 ENT TERM: 01/01/20

LSDP SYSTEM  
 GRAPHIC PART B VERSION 1.00  
 DATABASE: LIVE

DATE: 11/25/91  
 TIME: 19:03:40  
 CHART NO.: 14.5  
 EQ TYPE: SES

JOB/ADJ/AT AT1  
 EVENT-NUM  
 EVENT-DATE 07/18/92  
 ROYSD/TDATE 07/18/92  
 REGSO \*\*/\*\*/\*\*  
 CAP EXH. \*\*/\*\*/\*\*  
 SHIP DATE \*\*/\*\*/\*\*  
 JOB DESC. ITRA  
 NAL TRANS 18409  
 TRANS ENT MIAMFLGR3SE

AT2  
 07/18/92  
 07/18/92  
 \*\*/\*\*/\*\*  
 \*\*/\*\*/\*\*  
 \*\*/\*\*/\*\*  
 ITRA  
 14100  
 MIAMFLGR35F

PMA4148  
 EVT1  
 07/18/92  
 07/18/92  
 07/18/92  
 \*\*/\*\*/\*\*  
 11/09/91  
 \*REPL

AT3  
 01/15/93  
 01/15/93  
 \*\*/\*\*/\*\*  
 \*\*/\*\*/\*\*  
 \*\*/\*\*/\*\*  
 ANDC  
 MIAMFLGRS1

PMA4566  
 EVT1  
 06/01/95  
 06/01/95  
 06/01/95  
 \*\*/\*\*/\*\*  
 02/08/95  
 GR

PMA4567  
 EVT1  
 04/01/98  
 04/01/98  
 04/01/98  
 \*\*/\*\*/\*\*  
 12/05/97  
 ENOJOB

LSEI  
 NAL CAP SE  
 TC  
 LNS  
 NOS  
 ML

NTW  
 53300 53300  
 53300 53300  
 46000 46000  
 136000 136000  
 46000 46000  
 43400 43400  
 160000 160000  
 0  
 85.00  
 56320 56320  
 672 672  
 82.77  
 46000 46000  
 03/05/91  
 08/21/91  
 05/04/91  
 04/03/92

NTW  
 17400 70700  
 17400 70700  
 8100 54100  
 8100 54100  
 8100 54100  
 160000  
 0  
 85.00  
 16704 73024  
 672  
 74.85  
 8100 54100  
 07/23/91  
 04/22/94  
 08/25/94  
 06/01/95

NTW  
 5600 76300  
 5600 76300  
 2700 56800  
 2700 56800  
 1280 44680  
 160000  
 0  
 85.00  
 5176 78200  
 672  
 73.33  
 2700 56800  
 07/23/91  
 02/22/97  
 06/20/97  
 04/01/98

CNTRX CAP  
 INST. NOS  
 UAY ASSGN  
 %FNOS  
 INST. LNS  
 UAY ASSGN  
 %TOTAL FILL  
 LNCAP IN LNS  
 SIZING DATE  
 NDO QUE  
 TELCO QUE  
 TURNOVER  
 GENERIC SVC  
 GENERIC  
 CONC RATIO  
 ENG LSF  
 ENG CCS/NAL  
 DESIGN 85  
 MRAJ  
 PROCESSOR  
 CAP TRUNK  
 DCTL TK UNIT  
 LLN/LT/SM/NM  
 LSR/LTS/\*\*/  
 LSH/\*\*/L32  
 TSC/\*\*/ISS/NP  
 TLN/\*\*/L64  
 TOT FR/SHL  
 REUSE FR/SHL  
 GROSS ADDNS  
 EXT JOB DESC  
 %CTDIP

SE7  
 4:1  
 6.32  
 34.43  
 90100 90100  
 600 600  
 60  
 60  
 0  
 0  
 0  
 472 472  
 0  
 160  
 0  
 7500  
 35E/35F/REPL  
 6.00

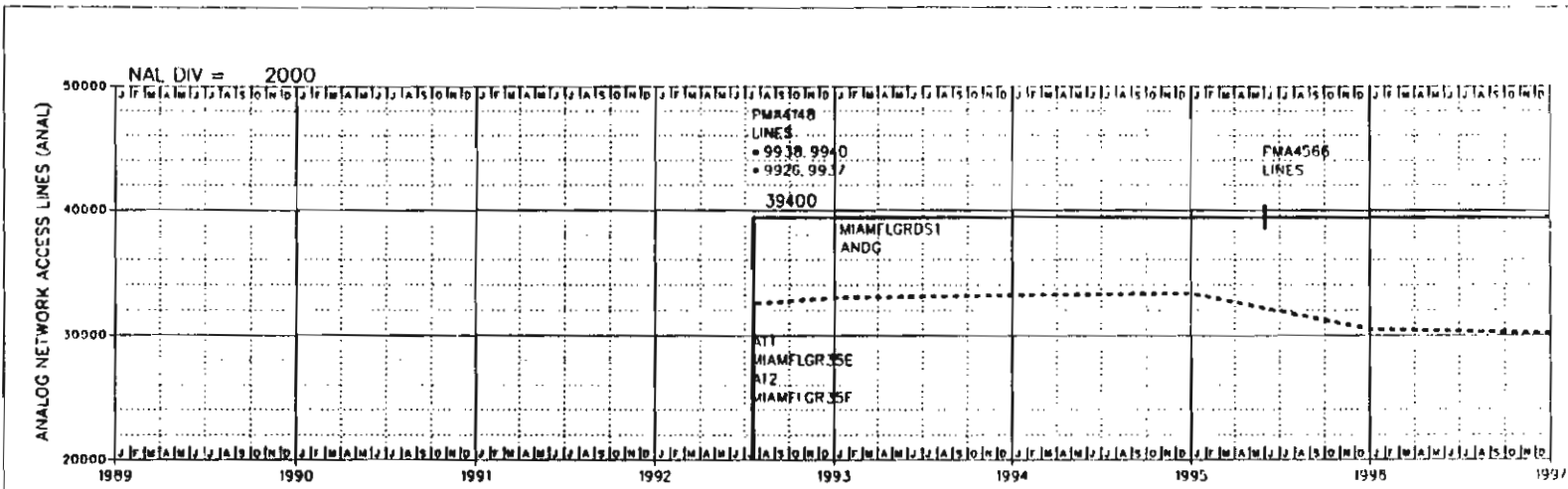
SE9  
 4:1  
 6.50  
 34.00  
 64 90100  
 64 654  
 4  
 1 61  
 0  
 0  
 0  
 4 476  
 0  
 1  
 0  
 1000  
 27 DCLU/SM-2  
 6.00

SE10  
 4:1  
 6.50  
 0.00  
 64 90100  
 64 728  
 4  
 1 61  
 0  
 0  
 0  
 4 480  
 0  
 0  
 0  
 600  
 9 OCLU  
 6.00

JOB CAT.

R

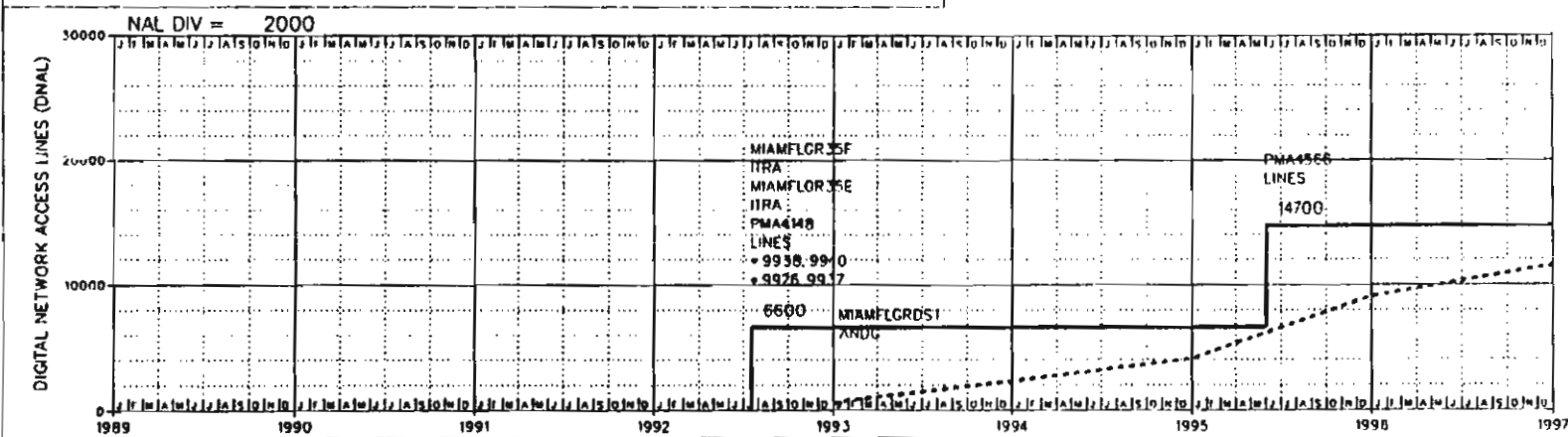
R



NOTES:  
 9926 CCS ACCESS CAPABILITY  
 9937 CARRIER IDENT. CODE  
 (CIC) EXPLAN. (FC B)  
 9938 ISDN PRIMARY RATE  
 INTERFACE (PRI)  
 9940 CALL FWD. DONT-ANSWER  
 AFTER CALL WAITING

YEAR	1989	1990	1991	1992	1993	1994	1995	1996	1997
NAL			(F) 0	(F) 0	32989 (F)	33177 (F)	33322 (F)	30480 (F)	30157 (F)
ANAL LINES				0	32989	33177	33322	30480	30157
CCS/NAL			0.00	6.20	6.26	6.32	6.38	6.44	6.50
ACCS ACTUAL									
NAL/LN RATIO					1.00000	1.00000	1.00000	1.00000	1.00000

REASON FOR REISSUE:



DATE OF ISSUE: 11/25/91  
 EXCHANGE: MIAMI  
 DATABASE: LIVE  
 CO TYPE: 5ES  
 ANALOG

BUILDING: MIAM GRANDF  
 SWITCH/HOST:  
 FCS1 DATE: 01/31/91  
 LATEST ANAL: -9998998  
 CONTACT: BSGATFRMAN  
 CONTACT NO.: BGVILCHIER  
 EQUIP ENGR: ARMEHTA

DIGITAL  
 DLFCST1 DATE: 01/31/91  
 LATEST DNAL: -9998998  
 LATEST SLC: -9998998  
 LATEST URBAN: -9998998  
 LATEST D112: -9998998

YEAR	1989	1990	1991	1992	1993	1994	1995	1996	1997
NAL			(F) 0	(F) 0	480 (F)	2302 (F)	4075 (F)	9052 (F)	11500 (F)
DNAL CCS/NAL			0.00	6.20	6.26	6.32	6.38	6.44	6.50
CCS ACTUAL									
SLC SYS					10	29	45	140	240
URBAN SYS					0	0	0	0	0
NAL/LN RATIO					1.00000	1.00000	1.00000	1.00000	1.00000

ENTITY: MIAMFLGRDS1  
 CHART: 14.5

REPORT: PART B  
 PAGE: 1 OF 1  
 OUILUING: MIAM GRANOE  
 ENT CUT: 10/17/92

ENTITY: MIAMFLGRS1  
 ENT TERM: 01/01/20

LSDP SYSTEM  
 DIGITAL PART B VERSION 1.00  
 OATBASE: LIVE

DATE: 11/25/91  
 TIME: 19:03:40  
 CHART NO.: 14.5  
 EQ TYPE: SES

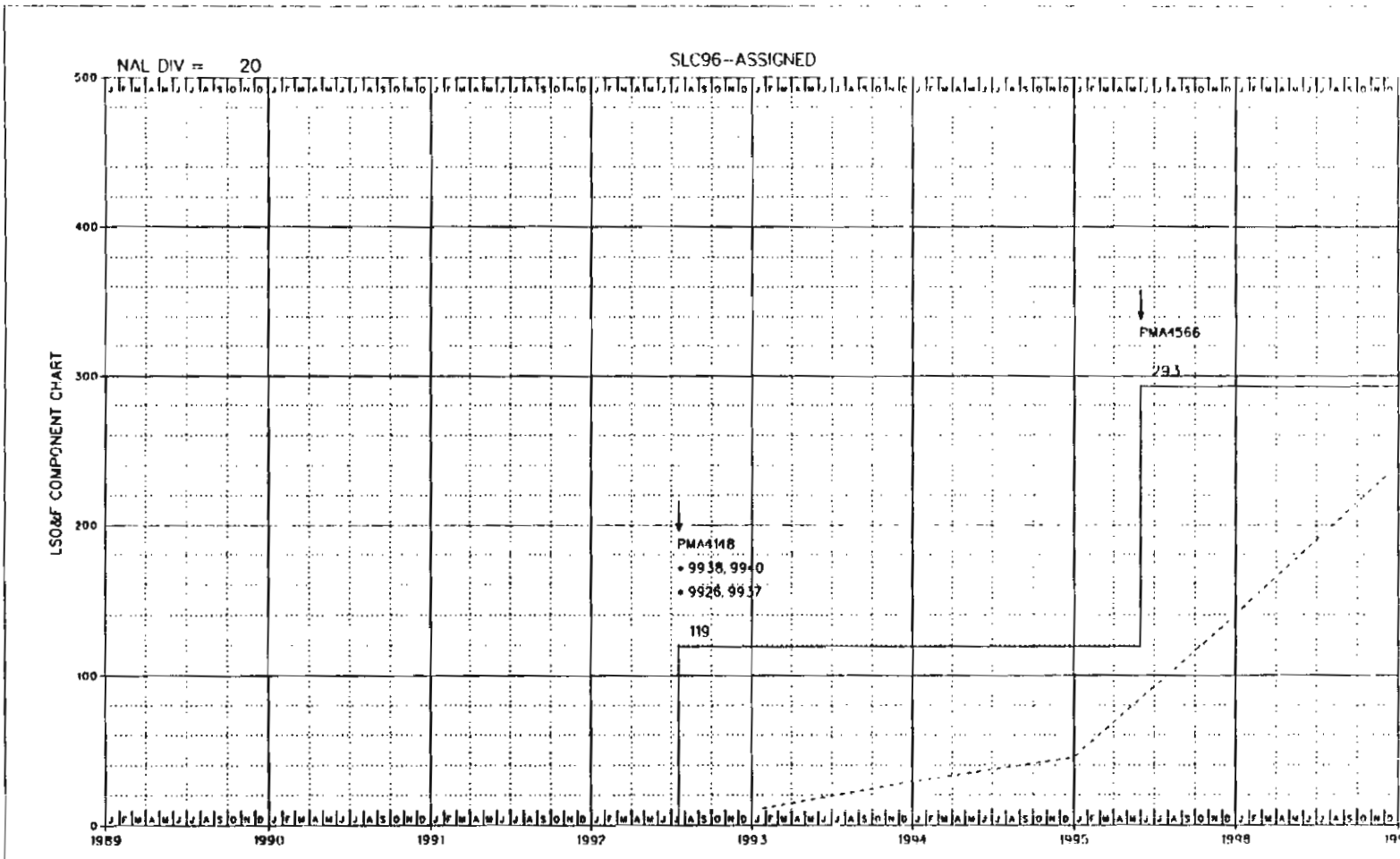
JOB/ROJ/AT	AT1	AT2	PMA4148	AT3	PMA4566	PMA4567
EVENT-NUM			EVT1		EVT1	EVT1
EVENT-DATE	07/18/92	07/18/92	07/18/92	01/15/93	06/01/95	04/01/98
ROYSO/TOATE	07/18/92	07/18/92	07/18/92	01/15/93	06/01/95	04/01/98
REQSD	##/##/##	##/##/##	07/18/92	##/##/##	06/01/95	04/01/98
CAP EXH.	##/##/##	##/##/##	##/##/##	##/##/##	##/##/##	##/##/##
SHIP DATE	##/##/##	##/##/##	11/09/91	##/##/##	02/08/95	12/05/97
JOB DESC.	IIRA	IIRA	REPL	ANDG	CA	ENDJOB
TRANS ENT	MIAMFLGR35E	MIAMFLGR35F		MIAMFLGRS1		

ANALOG SECTION -----

NAL TRANS	18409	14100		-1		
NAL CAP TC			40700	40700		40700
LNS			39400	39400		39400
ML			39400	39400		39400
LINE UNITS				175		175
INST. LNS			44800	44800		44800
UAY ASSGN			672	672		672
%FILL			89.30		89.30	89.30
ALNCAP LNS			39400	39400		39400
RENG CCS NAL			6.32		6.32	6.50
ANLC DEF LNS						
ISON CAP TC			744	744	206	950
ISON CAP LNS			744	744	990	1734
ISON CAP ML			744	744	990	1734
ISON LN MOD			4	4	2	6
ISON INS LNS			896	896	960	1856
ISON UAY LNS			152	152	-30	122
ISON %FILL			100.00		30.92	30.92
ISON ENG CCS			14.00		14.00	14.00

DIGITAL SECTION -----

NAL TRANS				1		
NAL CAP TC		12600	12600		17400	30000
LNS		6600	6600		8100	14700
ML		6600	6600		8100	14700
LINE UNITS			20			49
INST. LNS		11520	11520		16704	28224
UAY ASSGN			0			0
%FILL		57.77			52.26	
DLNCAP LNS		6600	6600		8100	14700
DENG CCS NAL		6.32			6.50	
CAP SLC SYS		119	119		174	293
ENG SLC MD 1		119	119		174	293
ENG SLC MD 2			0			0
DEF SLC SYS			0			0
CAP URBN SYS			0			0
DEF URBN SYS			0			0
CAP QMS112			0			0
SLC OLU		20	20		29	49
URBAN OLU			0			0



NOTES:  
 9926 CCS ACCESS CAPABILITY  
 9937 CARRIER IDENT. CODE (CIC) EXPIRE (FG B)  
 9938 SDN PRIMARY RATE INTERFACE (PRI)  
 9940 CALL FWD-DONT-ANSWER AFTER CALL WAITING

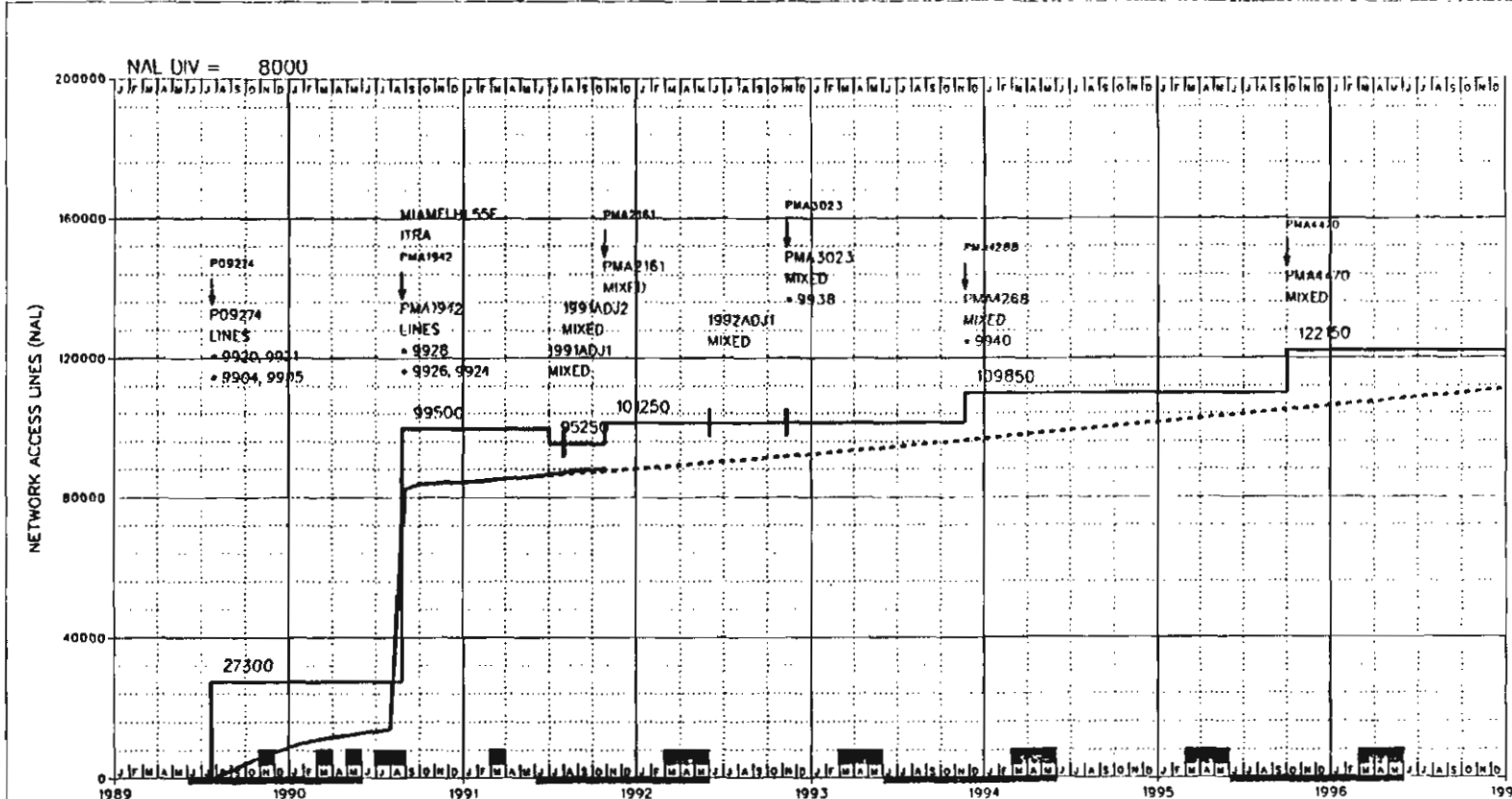
REASON FOR REISSUE:

DATE OF ISSUE: 11/25/91  
 EXCHANGE: MIAMI  
 DATABASE: LIVE  
 EQ TYPE: SES  
 NXX: 347F 350F 358F 371F 372F  
 375F 374F 375F 376F 377F 379F  
 381F 397X 577F 579F 789S 995F

BUILDING: MIAMI/GRS1 STAFF: FI  
 LATA: SDOT/480  
 COMPANY: SBEL ARFA SRTS  
 DIVISION: SFSO DISTRICT: CNT1  
 EXHAUST: 01/01/99  
 CONTACT: BSGA/ERMAN  
 NUMBER: BGVILCHER

YEAR	1989	1990	1991	1992	1993	1994	1995	1996
DEMAND GAIN					10 (F) 19	29 (F) 16	45 (F) 95	140 (F) 100
SLC MODE 1C					0	0	0	0
SLC MODE 1F					10	29	45	140
SLC MODE 2C					0	0	0	0
SLC MODE 2F					0	0	0	0

ENTITY: MIAMI LGRDS1  
 CHART: 14.5



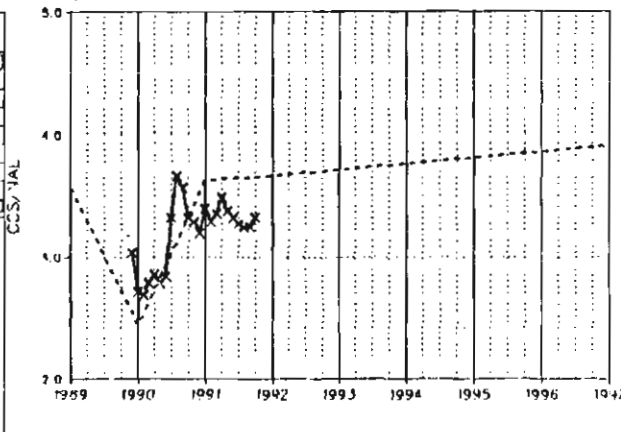
NOTES:  
 9904 CCS TRUNK SIGNALING  
 9905 TOUCHSTAR PHASE I  
 9920 SSP/800 LOCATION  
 9921 RINGMASTER  
 9924 TOUCHSTAR PHASE II  
 9926 CCS ACCESS CAPABILITY  
 9928 ONA REQUIREMENTS  
 9938 ISDN PRIMARY RATE INTERFACE (PRI)  
 9940 CALL FWD-DONT-ANSWER AFTER CALL WAITING

REASON FOR REISSUE:  
 1820 1245 W. 69TH ST., HIALEAH  
 OBH 2000-2100

DATE OF ISSUE: 11/25/91  
 EXCHANGE: MIAMI  
 DATABASE: LIVF  
 EO TYPE: 5ES  
 NXX:  
 362 363 364 556 557 558  
 820 821 822 823 824 825  
 826 827 828 829  
 BUILDING: MIAMI FL STAT: FL  
 LATA: SOE/450  
 COMPANY: SBEL AREA: SBFS  
 DIVISION: SFNO DISTRICT: NDAD  
 EXHAUST: 01/01/99  
 CONTACT: KJDI/PRIMA  
 NUMBER: BJRENOIT  
 EO ENGINEER: JLKERNIS  
 E. A. DATE: 07/22/89  
 DIR CLOSE: 05/14/92  
 DIR DELIVER: 09/11/92  
 NAL FCST: 06/15/91  
 CCS FCST: 08/01/90  
 ENTITY CUT: 07/27/89  
 ENTITY TERM: 01/01/99  
 LATEST NAL: 85061  
 SWITCH HOST:  
 ENTITY: MIAMFLHLSO CHART: 15.0

YEAR	1989	1990	1991	1992	1993	1994	1995	1996	1997
NAL	0 (A)	8556 (A)	84326 (A)	88020 (F)	92240 (F)	96705 (F)	101295 (F)	106070 (F)	110945 (F)
LINES	0	8556	84326	88020	92240	96705	101295	106070	110945
CCS/NAL	3.57	2.44	3.62	3.66	3.71	3.76	3.81	3.86	3.91
CCS STATUS	A	A	A						

NAL/LN RATIO		1989	1990	1991	1992	1993	1994	1995	1996	1997
NAL/LN RATIO		1.00000	1.00000	1.00000	1.00000	1.00000	1.00000	1.00000	1.00000	1.00000
SVC.	1989	1990		1991		JOBNUM	RDYSD	RFOSD	SHIP	
DT5						P09274	01/27/89	07/27/89	02/18/89	
						PMA1942	08/25/90	08/25/90	01/13/90	
						PMA2161	10/27/91	10/27/91	08/01/91	
						PMA3023	11/10/92	11/10/92	07/27/92	
						PMA4268	11/21/93	11/21/93	08/21/93	
						PMA4470	10/07/95	10/02/95	08/25/95	
						ENDJOB97	06/15/97	08/15/97	03/15/97	



REPORT: PARTB  
 PAGE: 1 OF 2  
 BUILDING: MIAM HIALEAH  
 ENT CUT: 07/22/89

ENTITY: MIAMFLHOSO  
 ENT TERM: 01/01/99

LSDP SYSTEM  
 GRAPHIC PART B VERSION 1.00  
 DATABASE: LIVE

DATE: 11/25/91  
 TIME: 19:54:41  
 CHART NO.: 15.0  
 EQ TYPE: 5ES

JOB/ADJ/AT	P09274	1990AT1	PHA1942	1991ADJ1	1991ADJ2	PH02161		
EVENT-NUM	EVT1		EVT1	EVT1	EVT1	EVT1		
EVENT-DATE	07/22/89	08/25/90	08/25/90	07/01/91	08/01/91	10/27/91		
ROYSO/TOATE	07/22/89	08/25/90	08/25/90	07/01/91	08/01/91	10/27/91		
REOSO	07/22/89	08/25/90	08/25/90	08/25/90	08/01/91	10/27/91		
CAP EXH.	07/22/89	08/25/90	08/25/90	08/25/90	08/01/91	08/01/91		
SHIP DATE	02/18/89	01/13/90	01/13/90	01/13/90	01/13/90	06/01/91		
JOB DESC.	NE	ITRA	REPL	REACH	CT/DIP	GA		
NAL TRANS		69065						
TRANS ENT		MIAMFLHLSSE						
LSE1	TO		MIXED	MIXED	MIXED	MIXED		
NAL CAP SE		29200	70300	99500	-4250	95250	6000	101250
IC		29200	85300	114500	-16050	98450	6600	105050
LNS		27300	72200	99500		2900	102400	6000
NOS		30000	85600	115600		115600	95250	6000
ML		27300	72200	99500	-4250	95250	6000	101250
CNTRX CAP		800	1700	2500		2500	800	3300
INST. NOS		30000	130000	160000		160000		160000
UAV ASSGN		0	24000	24000		24000		24000
%FNOS	100.00		85.00		85.00		85.00	
INST. LNS		32000	88384	120384		120384	8064	128448
UAV ASSGN		541	1176	1717		1717		1717
%TOTAL FILL	86.78		83.84		83.04		86.29	
LNCAP IN LNS		27300	72200	99500		2900	102400	6000
SIZING DATE	02/02/88		10/27/89					05/04/90
NDO DUE	04/16/88		04/01/89					08/10/90
TELCO DUE	11/29/88		07/29/89					12/08/90
TURNOVER	06/04/89		06/03/90					10/13/91
GENERIC SVC			08/25/90					08/04/91
GENERIC	SES		5E6.1		5E6.1		5E6.1	5E6.1
CONC RATIO	8:1		8:1		8:1		8:1	8:1
ENG LSF								
ENG CCS/NAL	3.65		3.65		3.72		3.72	3.72
DESIGN BS								
MRAJ	13.11		14.06		0.00		0.00	24.84
PROCESSOR		106800		106800		106800		106800
CAP TRUNK		208	216	424		424		424
DGTL TK UNIT	26		53		0			0
LLN/LI/SM/NM		20	34	54		54		2
LSR/LTS/=/		0	0	0		0		56
LSH/=/L32		0	0	0		0		0
TSC/=/TS5/NP		154	267	421		421		16
TLN/=/L64		0	0	0		0		437
TOT FRS/SHL	69		101		0		0	9
REUSE FR/SHL	0		0		0		0	0
GROSS ROOMS	5200		9730		0		0	720
EXT JOB DESC	DGTL/CAP		RPL 1A/GENER					2 SM'S/14 QC
%CTOIP	8.00		8.00		8.00		8.00	6.65

JOB CAT. N

R

n

REPORT: PART B  
 PAGE: 2 OF 2  
 BUILDING: MIAM HIALEAH  
 ENT CUT: 07/22/89

ENTITY: MIAMFLHLOS0  
 ENT TERM: 01/01/99

LSDF SYSTEM  
 GRAPHIC PART B VERSION 1.00  
 DATABASE: LIVE

DATE: 11/25/91  
 TIME: 19:54:41  
 CHART NO.: 15.0  
 EQ TYPE: SES

JOB/ROJ/AT	1992A0J1	PMA3023	PMA4268	PMA4470	ENOJOB97
EVENT-NUM	EVT1	EVT1	EVT1	EVT1	EVT1
EVENT-DATE	06/01/92	11/10/92	11/21/93	10/02/95	06/15/97
ROYSO/TORATE	06/01/92	11/10/92	11/21/93	10/02/95	06/15/97
REQSO	**/**/**	**/**/**	**/**/**	**/**/**	**/**/**
CAP EXH.	**/**/**	**/**/**	**/**/**	**/**/**	**/**/**
SHIP DATE	**/**/**	07/27/92	08/21/93	06/25/95	03/15/97
JOB DESC.	CT/OIP		GA	GA	GA
NAL TRANS					
TRANS ENT					
LSEL	MIXED	MIXED	MIXED	MIXED	MIXED
NAL CAP SE	101250	101250	8600	21850	4350
IC	105050	105050	11800	131700	136050
LNS	2400	110800	8600	15600	17400
NOS	115600	7650	8600	132450	13900
ML	101250	123250	8600	131700	145600
CNTRX CAP	3300	1700	8600	12300	123250
INST. NOS	160000	5000	8600	122150	1100
UAY ASSGN	24000	170000	8600	5000	5000
%FNOS	85.00	1000	85.00	170000	170000
INST. LNS	128448	25000	14400	25000	25000
UAY ASSGN	1717	85.00	14400	85.00	85.00
%TOTAL FILL	87.47	128448	85.26	19008	21312
LNCAP IN LNS	2400	1717	8600	161856	183168
SIZING DATE		87.47	119400	1717	1717
NOD DUE		07/12/91	8600	82.99	81.40
TELCO DUE		11/18/91	119400	12300	13900
TURNOVER		03/02/92	8600	131700	145600
GENERIC SVC		11/10/92	8600	131700	145600
GENERIC	SE6-1	09/27/92	8600	131700	145600
CONC RATIO	8:1	SE6-1	8600	131700	145600
ENG LSF		8:1	8600	131700	145600
ENG CCS/NAL	3.72	3.73	3.74	3.77	3.80
DESIGN BS					
MRAJ	0.00	5.06	22.34	20.44	0.00
PROCESSOR	106800	106800	106800	106800	106800
CAP TRUNK	424	424	448	488	488
OGTL TK UNIT		0	24	40	0
LLN/LI/SM/NM	56	56	5	5	0
LSR/LTS/**	0	0	5	3	64
LSH/**/L32	0	0	0	0	0
TSC/**/TSS/NP	437	437	26	25	0
TLN/**/L64	0	0	0	488	13
TOT FRS/SHL	0	0	0	0	0
REUSE FR/SHL	0	0	0	0	0
GROSS ADDNS	0	75	2500	1500	0
EXT JOB DESC		ISON/ACL	10LC, SEB	45H/150CLU	ENO JOB/ISH
ZCTDIP	6.65	4.11	4.22	4.22	5.13

JOB CAT.

M

A

A





REPORT: PART B  
 PAGE: 1 OF 2  
 BUILDING: MIAM HIALEAH  
 ENT CUT: 07/22/89

ENTITY: MIAMFLHLSO  
 ENT TERM: 01/01/99

LSDP SYSTEM  
 DIGITAL PART B VERSION 1.00  
 DATABASE: LIVE

DATE: 11/25/91  
 TIME: 19:54:41  
 CHART NO.: 15.0  
 EQ TYPE: SES

JOB/AOJ/AT P09274  
 EVENT-NUM EVT1  
 EVENT-DATE 07/22/89  
 RDOYSU/TOATE 07/22/89  
 REOSO 07/22/89  
 CAP EXH. 07/22/89  
 SHIP DATE 02/18/89  
 JOB OESC. NE  
 TRANS ENT

1990ATI  
 08/25/90  
 08/25/90  
 \*\*/\*\*/\*\*  
 \*\*/\*\*/\*\*  
 \*\*/\*\*/\*\*  
 ITRA  
 MIAMFLHLS5E

PMA1942  
 EVT1  
 08/25/90  
 08/25/90  
 08/25/90  
 08/25/90  
 01/13/90  
 REPL

1991ADJ1  
 EVT1  
 07/01/91  
 07/01/91  
 \*\*/\*\*/\*\*  
 \*\*/\*\*/\*\*  
 REACH

1991AOJ2  
 EVT1  
 08/01/91  
 08/01/91  
 \*\*/\*\*/\*\*  
 \*\*/\*\*/\*\*  
 CT/OIP

PMA2161  
 EVT1  
 10/27/91  
 10/27/91  
 10/27/91  
 \*\*/\*\*/\*\*  
 06/01/91  
 GA

ANALOG SECTION -----

NAL TRANS		64065							
NAL CAP TC	27000		72000	99000	-16050	82950		82950	82950
LNS	25500		61700	87200		87200	2900	90100	90100
ML	25500		61700	87200	-4250	82950		82950	82950
LINE UNITS	58		140	198		198		198	198
INST. LNS	29696		71680	101376		101376		101376	101376
URV ASSGN	445		1176	1621		1621		1621	1621
%FILL	87.18		87.41		87.41		90.32	90.32	90.32
ALNCAP LNS	25500		61700	87200		87200	2900	90100	90100
RENG CCS NAL	3.65		3.40	0	3.70		3.70		3.70
ANLG DEF LNS				0					
ISDN CAP TC			6	6		6		6	6
ISDN CAP LNS			6	6		6		6	6
ISDN CAP ML	0		1	1		1		1	1
ISDN LN MOD			224	224		224		224	224
ISDN INS LNS			218	218		218		218	218
ISDN URV LNS			100.00					100.00	
ISDN %FILL									
ISDN ENG CCS									

DIGITAL SECTION -----

NAL TRANS		5000							
NAL CAP TC	2200		13300	15500		15500		15500	6600
LNS	1800		10500	12300		12300		12300	6000
ML	1800		10500	12300		12300		12300	6000
LINE UNITS	4		29	33		33		33	47
INST. LNS	2304		16704	19008		19008		19008	8064
URV ASSGN	96		96	96		96		96	96
%FILL	81.52		65.04		65.01		65.01	68.00	68.00
DLNCAP LNS	1800		10500	12300		12300		12300	6000
RENG CCS NAL	3.65		3.65		3.90		3.90	3.90	3.90
CAP SLC SYS	23		174	197		197		197	84
ENG SLC MD 1	23		-23	0		0		0	281
ENG SLC MD 2	0		0	0		0		0	0
DEF SLC SYS	0		0	0		0		0	0
CAP URBN SYS	0		0	0		0		0	0
DEF URBN SYS	0		0	0		0		0	0
CAP QMS112	0		0	0		0		0	0
SLC DLU	4		29	33		33		33	14
URBAN DLU			0	0		0		0	47

REPORT: PARTB  
 PAGE: 2 OF 2  
 BUILDING: MIAM HIALEAH  
 ENT CUT: 07/22/89

ENTITY: MIAMFLHDSO  
 ENT TERM: 01/01/99

LSDP SYSTEM  
 DIGITAL PART 0 VERSION 1.00  
 DATABASE: LIVE

DATE: 11/25/91  
 TIME: 19:54:41  
 CHART NO.: 15.0  
 EQ TYPE: SLS

JOB/ADJ/AT	1992ADJ1	PMA3023	PMA4268	PMA4470	ENOJ0097
EVENT-NUM	EVT1	EVT1	EVT1	EVT1	EVT1
EVENT-DATE	06/01/92	11/10/92	11/21/93	10/02/95	06/15/97
RDYSO/TDATE	06/01/92	11/10/92	11/21/93	10/02/95	06/15/97
REQSD	##/##/##	11/10/92	11/21/93	10/02/95	06/15/97
CAP EXH.	##/##/##	##/##/##	##/##/##	##/##/##	##/##/##
SHIP DATE	##/##/##	07/27/92	08/21/93	06/25/95	03/15/97
JOB DESC.	CT/OIP		GA	GA	GA
TRANS ENT					

ANALOG SECTION -----

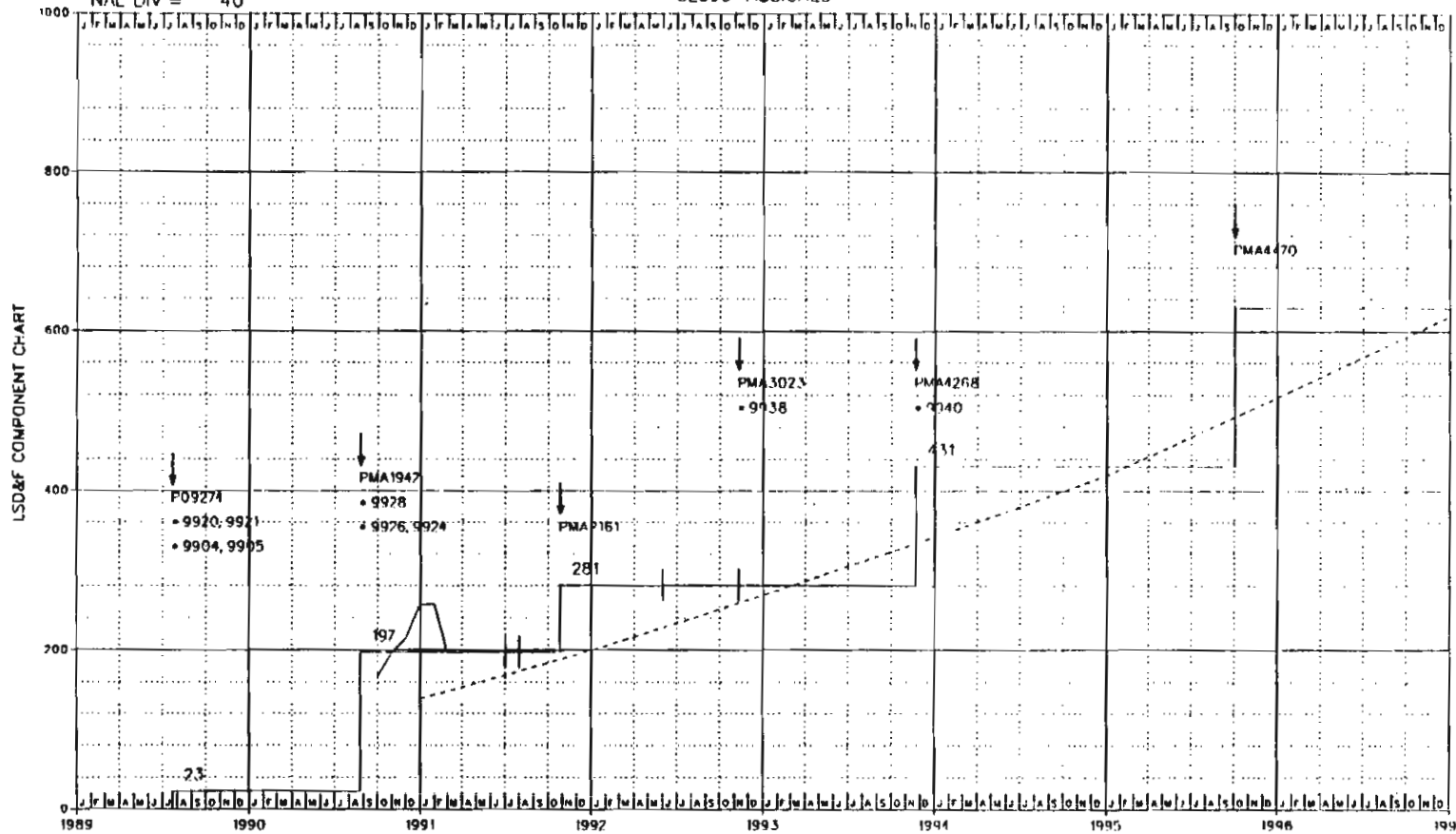
NAL TRANS							
NAL CAP TC		82950	82950	82950	82950	82950	82950
LNS	2400	92580	92500	92500	92500	92500	92500
ML		82950	82950	82950	82950	82950	82950
LINE UNITS		198	198	198	198	198	198
INST. LNS		101376	101376	101376	101376	101376	101376
URV ASSGN		1621	1621	1621	1621	1621	1621
%FILL	92.73		92.73	92.73	92.73	92.73	92.73
ALNCAP LNS	2400	92500	92500	92500	92500	92500	92500
RENG CCS NAL	3.70		3.70	3.70	3.70	3.90	
ANLC DEF LNS		0	0	0	0	0	0
ISON CAP TC		0	0	0	0	0	0
ISON CAP LNS	6	150	156	156	148	304	304
ISON CAP ML	6	150	156	156	148	304	304
ISON LN MOD	1	1	1	1	1	2	2
ISON INS LNS	224	224	224	224	288	512	512
ISON URV LNS	218	-150	68	68	140	208	208
ISON %FILL	100.00	100.00	100.00	100.00	100.00	100.00	100.00
ISON ENG CCS							

DIGITAL SECTION -----

NAL TRANS							
NAL CAP TC		22100	22100	11800	33900	15600	49500
LNS		18300	18300	8600	26900	12300	39200
ML		18300	18300	8600	26900	12300	39200
LINE UNITS		47	47	72	72	105	105
INST. LNS		27072	27072	14400	41472	19008	60480
URV ASSGN		96	96	96	96	96	96
%FILL	68.00		68.00	67.24	66.90	66.90	67.75
DLNCAP LNS		18300	18300	8600	26900	12300	39200
RENG CCS NAL	3.90		3.90	3.90	3.98	3.98	4.06
CAP SLC SYS		281	281	150	431	198	629
ENG SLC MO 1		281	281	150	431	198	629
ENG SLC MO 2		0	0	0	0	0	0
DEF SLC SYS		0	0	0	0	0	0
CAP URBN SYS		0	0	0	0	0	0
DEF URBN SYS		0	0	0	0	0	0
CAP DMS112		0	0	0	0	0	0
SLC OLU	47	47	47	25	72	33	105
URBAN OLU	0	0	0	0	0	0	0

NAL DIV = 40

SLC96-ASSIGNED



NOTES:  
 9904 CCS7 TRUNK SIGNALING  
 9905 TOUCHSTAR PHASE I  
 9920 SSP/800 LOCATION  
 9921 RINGMASTER  
 9924 TOUCHSTAR PHASE II  
 9926 CCS ACCESS CAPABILITY  
 9928 ONA EQUIPMENTS  
 9938 ISDN PRIMARY RATE INTERFACE (PRI)  
 9340 CALL FWD-DON'T-ANSWR AFTER CALL WAITING

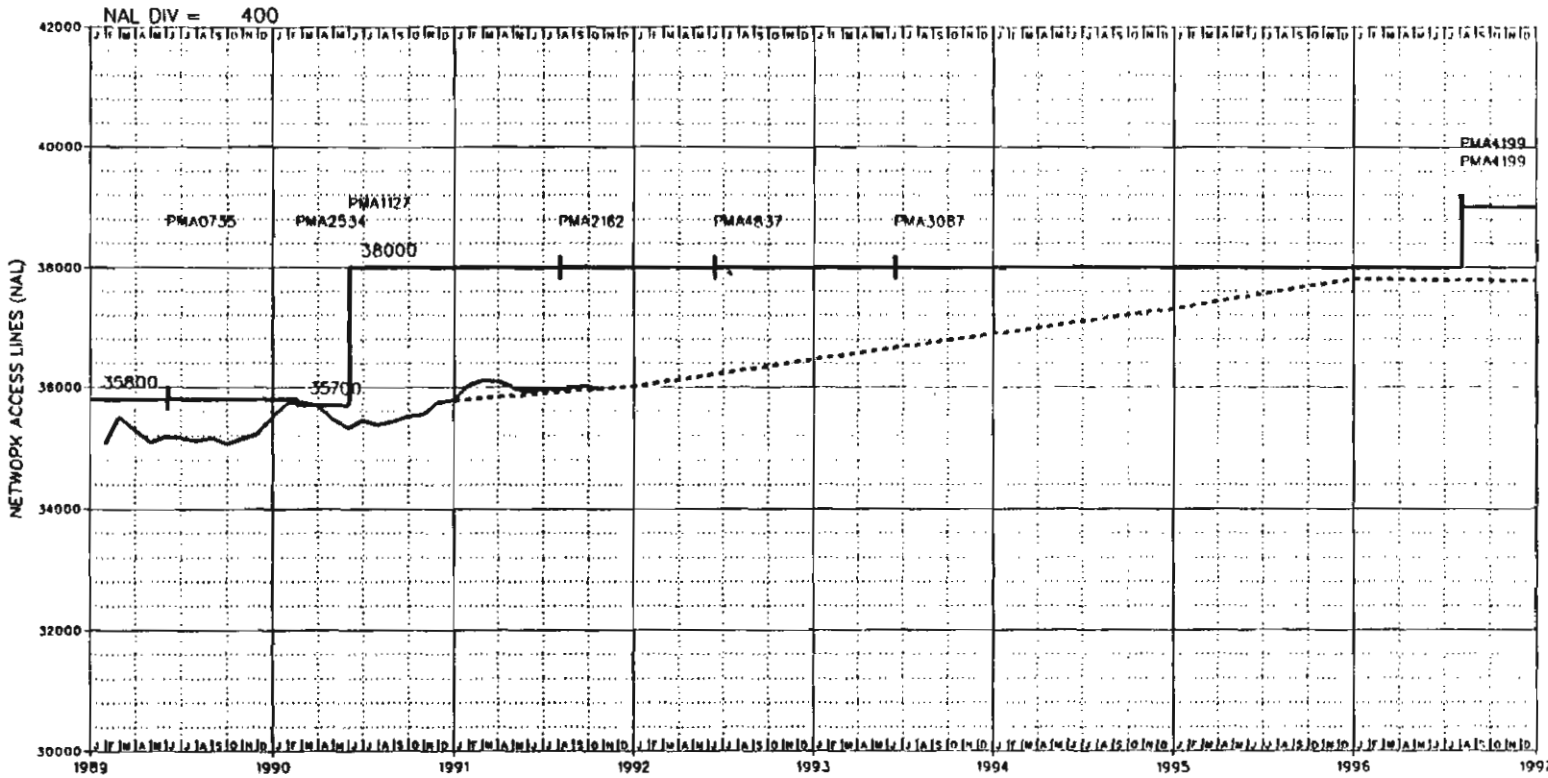
REASON FOR REISSUE:  
 1820 1245 W. 69TH ST., HIALEAH  
 OBH 2000-2100

DATE OF ISSUE: 11/25/91  
 EXCHANGE: MIAMI  
 DATABASE: LIVE  
 EQ TYPE: 5ES  
 LXX: 362 363 364 558 557  
 558 820 821 822 823 824  
 825 826 827 828 829

BUILDING: MIAMI/MI STAFF: FL  
 LATA: 50ET/480  
 COMPANY: SREL AREA: SBFS  
 DIVISION: SFNO DISTRICT: NDAD  
 EXHAUST: 01/01/99  
 CONTACT: KJDI/PRIMA  
 NUMBER: BJBENOIT

YEAR	1989	1990	1991	1992	1993	1994	1995	1996
DEMAND/GAIN			138 (A) 61	199 (F) 69	268 (F) 73	341 (F) 78	419 (F) 98	517 (F) 101
SLC MODE 1C		10	55	55	55	55	55	55
SLC MODE 1F		10	83	134	186	245	306	381
SLC MODE 2C		0	0	0	0	0	0	0
SLC MODE 2F		0	0	10	27	41	58	81

ENTITY: MIAMI/FLHDSO  
 CHART: 150



NOTES:

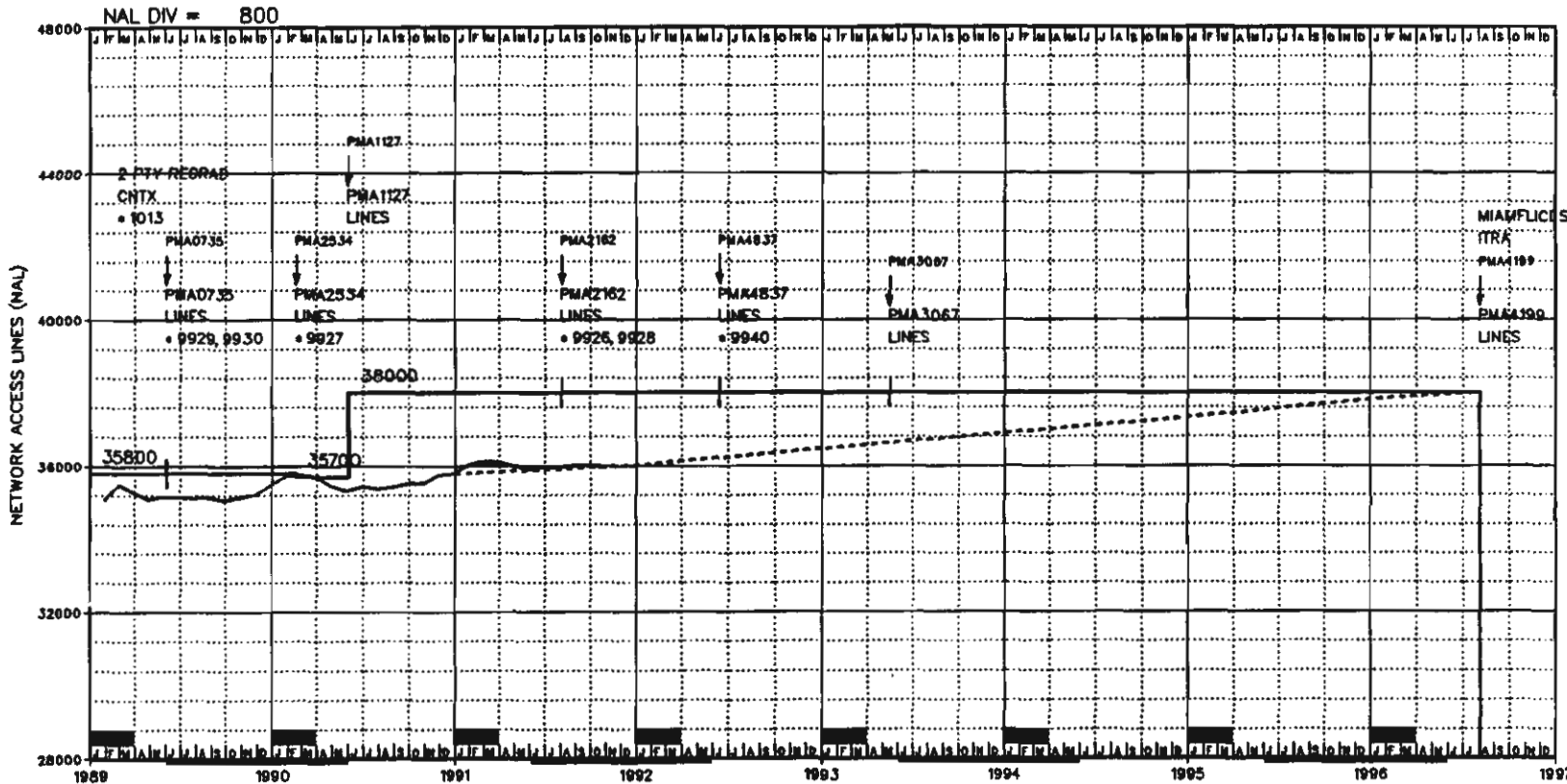
REASON FOR REISSUE:

DATE OF ISSUE: 11/25/91  
 EXCHANGE: MIAMI  
 DATABASE: LIVE

BUILDING: MIAMFLIC STATE: FL  
 LATA: SOET/460  
 COMPANY: SBEL AREA: SBFS  
 DIVISION: SFNO DISTRICT: MTRD  
 CXLHAUST: 01/01/99

YEAR	1989		1990		1991		1992		1993		1994		1995		1996	
NAL/GAIN	35046	448	35494	287	35781	231	36012	450	36462	425	36887	425	37312	500	37812	-35
NAL/LN RATIO																

BUILDING: MIAMFLIC CHART: 160



NOTES:  
 1013 PARTY LINE TO PRIVATE LINE CONVERSION.  
 9926 CCS ACCESS CAPABILITY  
 9927 ADVANCED TOLL INTEGRITY CHECKING SYSTEM  
 9928 ONA REQUIREMENTS  
 9929 TOUCHSTAR PHASE 1 & 2  
 9930 CALLER ID (CLID & CND)  
 9940 CALL FWD-DON'T-ANSWER AFTER CALL WAITING

REASON FOR REISSUE:  
 1834 6800 HARDING AVE. OBH  
 1000-1100

DATE OF ISSUE: 12/02/91  
 EXCHANGE: MIAMI  
 DATABASE: LIVE  
 EQ TYPE: 1AES  
 NXX:  
 861 864 865 866 867 868  
 9935

BUILDING: MIAMFLIC STATE: FL  
 LATA: SOET/460  
 COMPANY: SBEL AREA: SBFS  
 DIVISION: SFNO DISTRICT: MTRC  
 EXHAUST: 01/01/99  
 CONTACT: DMTOCCI  
 NUMBER: MVHOCKENBERY  
 EQ ENGINEER: CHMITCHELL

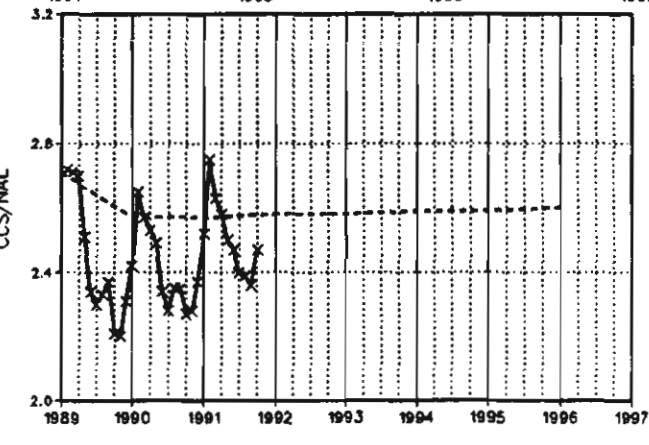
E. A. DATE: 06/03/85  
 DIR CLOSE: 05/14/82  
 DIR DELIVER: 09/11/82  
 NAL FCST: 06/15/91  
 CCS FCST: 08/01/90  
 ENTITY CUT: 09/18/74  
 ENTITY TERM: 08/04/96  
 LATEST NAL: 35960  
 SWITCH HOST

ENTITY: MIAMFLIC86E  
 CHART: 16.1

YEAR	1989	1990	1991	1992	1993	1994	1995	1996	1997
NAL	35046 (A)	35494 (A)	35781 (A)	36012 (F)	36462 (F)	36887 (F)	37312 (F)	37812 (F)	
INES	35046	35494	35781	36012	36462	36887	37312	37812	
CS/NAL	2.71	2.57	2.57	2.58	2.58	2.58	2.59	2.60	
CS STATUS	A	A							
NAL/LN RATIO	1.00000	1.00000	1.00000	1.00000	1.00000	1.00000	1.00000	1.00000	

SYG	1989	1990	1991	JOBNUM	RDYSD	REQSD	SHIP
DTS	OO	OO	OO	PMA0735	06/04/89	06/04/89	02/18/89
	OO	OO	OO	PMA2534	02/18/90	02/18/90	11/25/89
	OO	OO	OO	PMA1127	06/03/90	06/03/90	02/03/90
	OO	OO	OO	PMA2162	08/04/91	08/04/91	02/16/91
	OO	OO	OO	PMA4837	08/14/92	08/14/92	05/01/92
	OO	OO	OO	PMA3067	05/18/93	05/18/93	01/23/93
	OO	OO	OO	PMA4199	08/04/96	08/04/96	01/20/96
%IFFM	OO	OO	OO				



REPORT: PARTB

PAGE: 1 OF 2

BUILDING: MIAMI INDIAN CREEK  
ENT CUT: 09/19/74

ENTITY: MIAMFLIC86E  
ENT TERM: 08/04/96

LSDF SYSTEM  
GRAPHIC PART B VERSION 1.00  
DATABASE: LIVE

DATE: 12/02/91  
TIME: 14:29:05  
CHART NO.: 16.1  
EQ TYPE: 1AES

JOB/ADJ/AT	1989AT1	PMA0735	PMA2534	PMA1127	PMA2162	PMA4837
EVENT_NUM		EVT1	EVT1	EVT1	EVT1	EVT1
EVENT_DATE	02/28/89	06/04/89	02/18/90	06/03/90	08/04/91	06/14/92
RDYSO/TDATE	02/28/89	06/04/89	02/18/90	06/03/90	08/04/91	06/14/92
REQSO	**/**/**	06/04/89	02/18/90	06/03/90	08/04/91	06/14/92
CAP EXH.	**/**/**	**/**/**	**/**/**	**/**/**	**/**/**	**/**/**
SHIP DATE	**/**/**	02/18/89	11/25/89	02/03/90	02/16/91	05/01/92
JOB DESC.	CNTX	TCHSTAR	ATICS	GA	TRKS	FEATURES
NAL TRANS	106					
TRANS ENT	2 PTY REGRAD					
LSEI		XMTR-MF	XMTR-MF	XMTR-MF	XMTR-MF	XMTR-MF
NAL CAP SE		39900	39900	4200	6600	50700
TC		51500	51500	9000		50700
LNS		35800	-100	2300		60500
NOS	6800	50000	-100	400		38000
ML		35800	-100	2300		50300
CNTRX CAP		450	450			38000
INST. NOS	10000	60000	60000	60000		450
UAV ASSGN	-3.35	155	1255	785		60000
%FNOS	84.97		85.00	85.00	264	1049
INST. LNS		43008	43008	6144		49152
UAV ASSGN		1075	1175	154		1329
%TOTAL FILL	85.40		85.00	79.00		79.50
LNCAP IN LNS		35800	-100	2300		38000
SIZING DATE	02/27/88		02/27/88	02/25/88		11/25/91
NDO DUE	04/16/88		09/23/89	10/14/88		04/09/92
TELCO DUE	08/13/88		10/18/89	07/01/89		04/10/92
TURNOVER	05/07/89		02/18/90	05/27/90		06/14/92
GENERIC SVC		1AE10.03	1AE10.03	1AE10.06		1AE11
CONC RATIO	4:1		4:1	4:1		4:1
ENG LSF		3.00	3.00	2.80		2.71
ENG CCS/NAL						2.71
DESIGN BS		0.00	3.45	74.05		0.00
MRAJ		-10500	108100	-12400		95700
PROCESSOR		120	120	20		160
CAP TRUNK		0	0	1		1
DGTL TK UNIT						
LLN/LI/SM/NM		11	11	1		12
LSR/LTS/%		6	6	6		12
LSH/%/L32		72	72			72
TSC/%/TSS/NP		36	36			36
TLN/%/L64		1024	1024			1024
TOT FRG/SHL	3		0	4		0
RELUSE FR/SHL	0		0	4		0
GROSS ADDNS	340		15	580		0
EXT JOB DESC	TCHSTAR		ATICS	100%AMA/E-CT		FEATURES
%CTDIP	10.12		10.12	18.84		17.50

JOB CAT.

M

M

A

T

M

REPORT: PARTB

LSD F SYSTEM

DATE: 12/02/91

PAGE: 2 OF 2

GRAPHIC PART B VERSION 1.00

TIME: 14:29:05

BUILDING: MIAM INDIAN CREEK

ENTITY: MIAMFLIC86E

DATABASE: LIVE

CHART NO.: 16.1

ENT CUT: 09/19/74

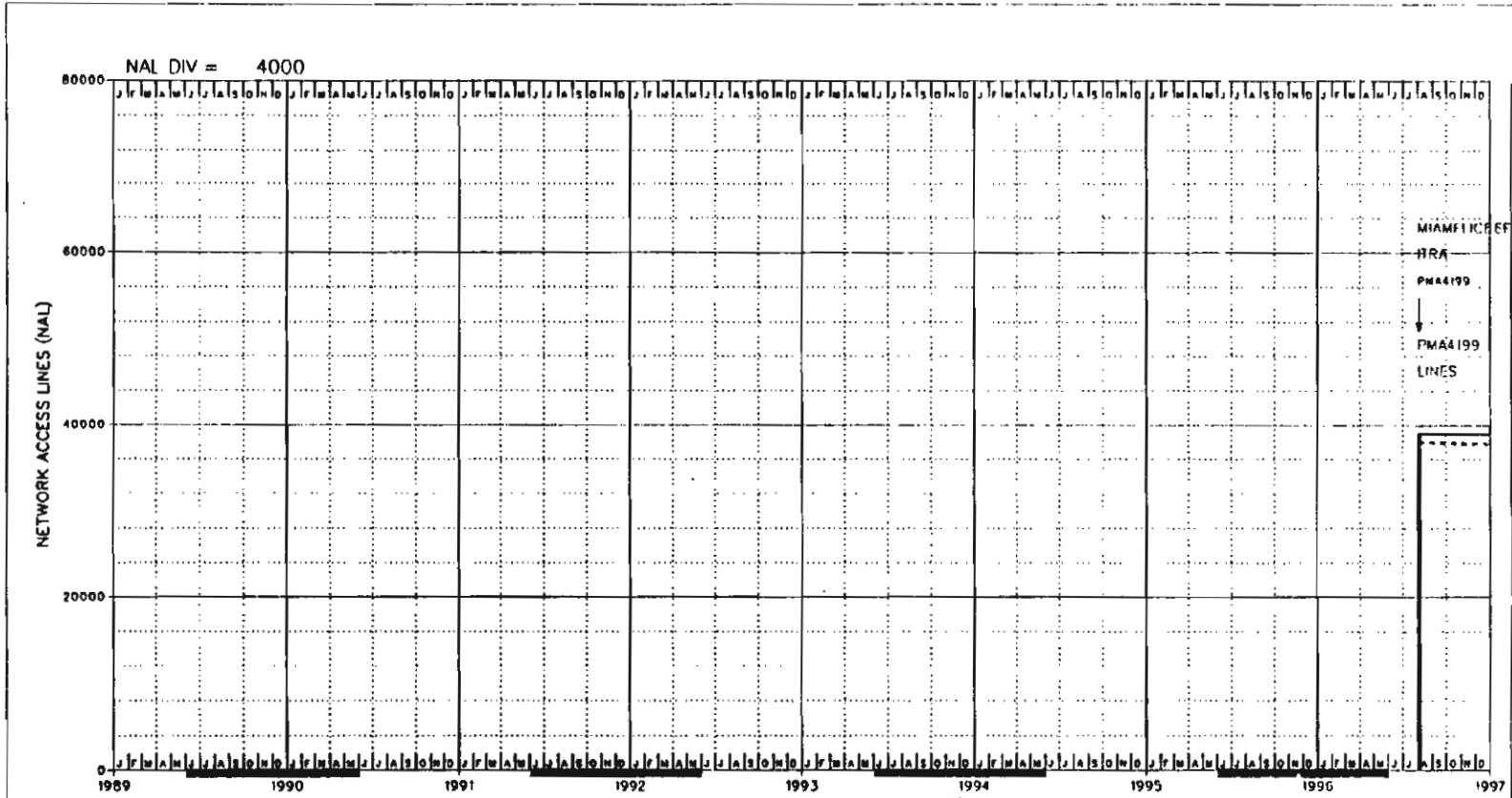
ENT TERM: 08/04/96

EQ TYPE: 1AES

JOB/ADJ/AT	PMA3067	1996AT1	PMA4199
EVENT_NUM	EVT1		EVT1
EVENT_DATE	05/16/93	08/04/96	08/04/96
RDYSD/TDATE	05/16/93	08/04/96	08/04/96
REQSD	05/16/93	08/04/96	08/04/96
CAP EXH.	00/00/00	00/00/00	00/00/00
SHIP DATE	01/23/93	00/00/00	01/20/96
JOB DESC.	TRKS	ITRA	DISP
NAL TRANS		-38000	
TRANS ENT		MIAMFLICDSO	
LSEI	XMTR-MF		
NAL CAP SE		50700	50700
TC		60500	0
LNS		38000	-38000
NOS		50300	0
ML		38000	50300
CNTRX CAP	700	1150	0
INST. NOS		60000	60000
UAV ASSGN		1049	1049
%FNOS	85.00		85.00
INST. LNS		49152	-49152
UAV ASSGN		1329	-1329
%TOTAL FILL	79.50		79.50
LNCAP IN LNS		38000	38000
SIZING DATE	11/25/91		03/27/91
NDO DUE	03/21/92		03/19/95
TELCO DUE	07/18/92		07/15/95
TURNOVER	05/16/93		08/04/96
GENERIC SVC			
GENERIC	1AE11		1AE11
CONC RATIO	4:1		4:1
ENG LSF			
ENG CCS/NAL	2.71		2.71
DESIGN BS			
MRAJ	21.98		0.00
PROCESSOR		95700	95700
CAP TRUNK	20	180	180
DCTL TK UNIT	1		0
LLN/LT/SM/NM		12	12
LSR/LTS/L%		12	12
LSH/L/L32		72	72
TSC/L/TSS/NP		36	36
TLN/L/L64		1024	1024
TOT FFS/SHL	1		0
REUSE FR/SHL	1		0
GROSS ADDNS	100		0
EXT JOB DESC	1 DCT		
%CTDIP	17.50		17.50

JOB CAT. T

0



NOTES:

REASON FOR REISSUE:

DATE OF ISSUE: 11/25/91  
 EXCHANGE: MIAMI  
 DATABASE: LIVE  
 EO TYPE: DCTL  
 NXX:  
 861F 864F 865F 866F 867F 868F  
 993S

BUILDING: MIAMFLIC STATE: FL  
 LATA: SOE1/460  
 COMPANY: SBEL AREA: SBFS  
 DIVISION: SFNO DISTRICT: MTRD  
 EXHAUST: 01/01/99  
 CONTACT: DMIOCCI  
 NUMBER: MVHOCKENBERY  
 EO ENGINEER: CHMICHELL

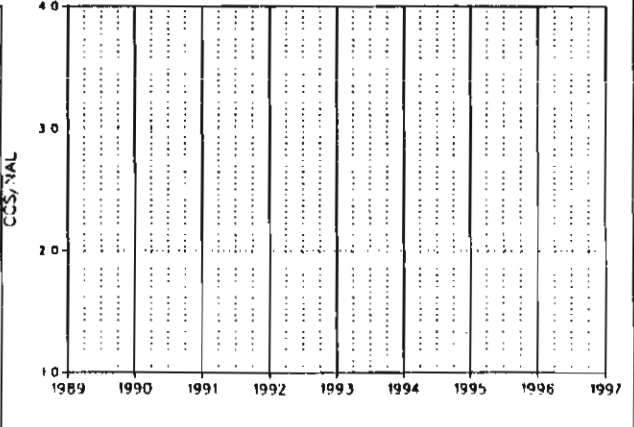
E. A. DATE: 08/04/96  
 DIR CLOSE: 05/14/92  
 DIR DLIVER: 09/11/92  
 NAL FCST: 01/31/91  
 CCS FCST: 08/01/90  
 ENTITY CUT: 08/01/96  
 ENTITY TERM: 01/01/99  
 LATEST NAL  
 SWITCH HOST  
 ENTITY:

MIAMFLIC/DSO 16.2

YEAR	1989	1990	1991	1992	1993	1994	1995	1996	1997
NAL									37777 (F)
LINES									37777
CCS/NAL									2.60
CCS STATUS									
NAL/LN RATIO									1.00000

SVC.	1989	1990	1991	JOBNUM	RDYSD	REQSD	SHIP
DTS				PMA4199	08/04/96	08/04/96	01/20/96
IML				ICENO	12/01/99	12/01/99	06/05/99
%IFFM							





REPORT: PARTB  
PAGE: 1 OF 1

BUILDING: MIAM INDIAN CREEK ENTITY: MIAMFLICOSO  
ENT CUT: 08/04/96 ENT TERM: 01/01/99

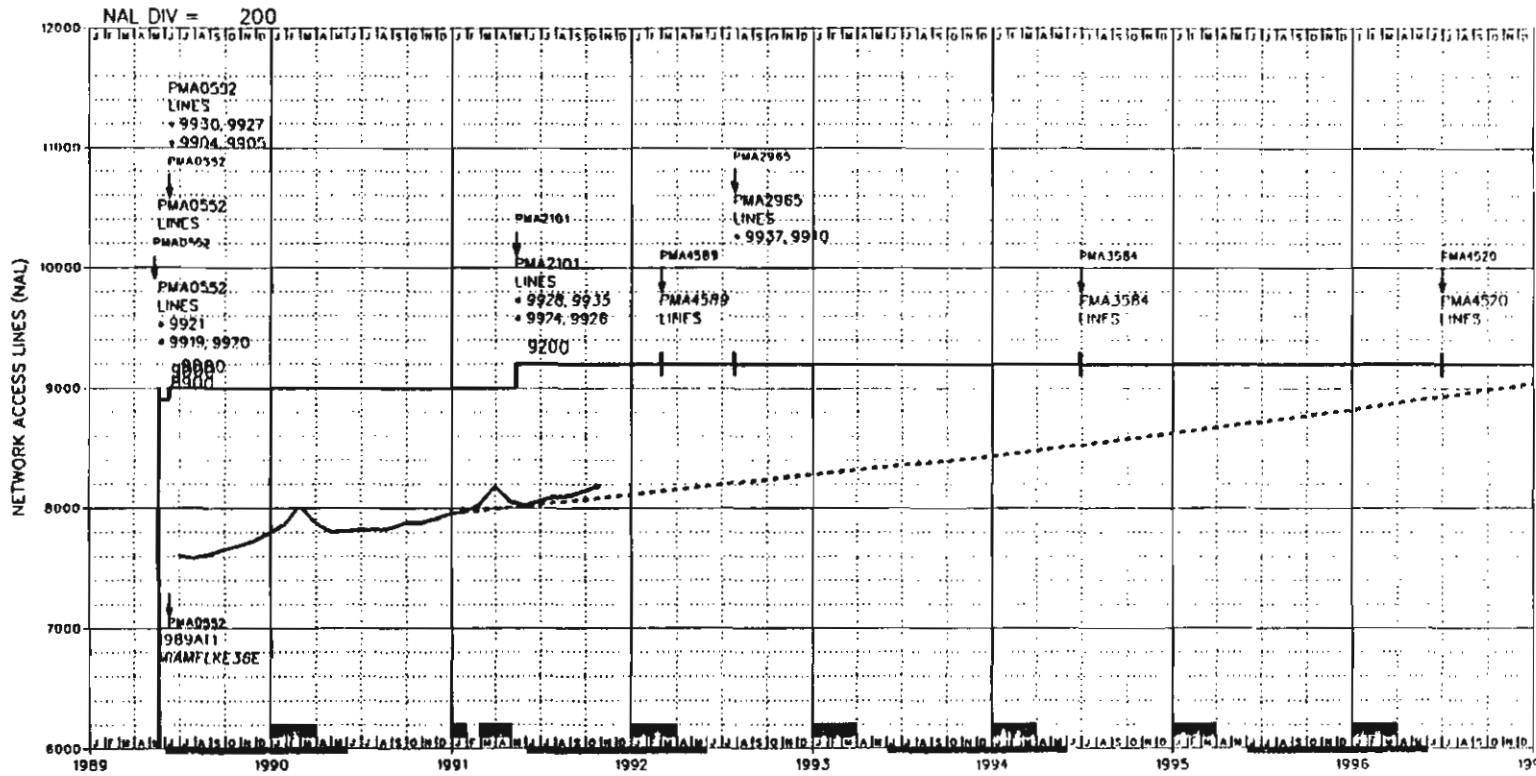
L50F SYSTEM  
GRAPHIC PART B VERSION 1.00  
DATABASE: LIVE

DATE: 11/25/91  
TIME: 19:54:41  
CHART NO.: 16.2  
EO TYPE: DCTL

JOB/ADJ/AT	1996AT1	PMA4199	ICEND
EVENT-NUM		EVT1	EVT1
EVENT-DATE	08/04/96	08/04/96	12/01/99
ROYSD/TDATE	08/04/96	08/04/96	12/01/99
REOSO	##/##/##	08/04/96	12/01/99
CAP EXH.	##/##/##	##/##/##	##/##/##
SHIP DATE	##/##/##	01/20/96	06/05/99
JOB DESC.	ITRA	REPL	GA
NAL TRANS	38000		
TRANS ENT	MIAMFLIC86E		
LSE1		NTW	NTW
NAL CAP SE		65200	65200
TC		85132	85132
LNS		39000	39000
NOS		50300	50300
ML		39000	39000
CNTRX CAP		1150	1150
INST. NOS		60000	60000
UAY ASSGN		1049	1049
ZFNOS		85.00	85.00
INST. LNS		39040	39040
UAY ASSGN			
ZTOTAL FILL		99.90	99.90
LNCAP IN LNS		39000	39000
SIZING DATE		03/27/91	03/27/91
NOD DUE		03/18/95	09/08/98
TELCO DUE		07/15/95	10/10/98
TURNOVER		08/04/96	12/01/99
GENERIC SVC			
GENERIC		BCS35	BCS35
CONC RATIO			
ENG LSF			
ENG CCS/NAL		2.71	2.71
DESIGN BS			
MRAJ		39.89	0.00
PROCESSOR		95700	95700
CAP TRUNK		180	180
DGTL TK UNIT		0	
LLN/LT/SM/NM		7	7
LSR/LTS/=/		61	61
LSH/=/L32			
TSC/=/TSS/NP		366	366
TLN/=/L64		610	610
TOT FR5/SHL			0
REUSE FR/SHL			0
GROSS ADDNS			0
EXT JOB DESC		INITIAL	
ZCTDIP			

JOB CAT.

1



- NOTES:
- 9904 CCS7 TRUNK SIGNALING
  - 9905 TOUCHSTAR PHASE I
  - 9919 CT/DIP FULL IMPLEMENTATION
  - 9920 SSP/800 LOCATION
  - 9921 RINGMASTER
  - 9924 TOUCHSTAR PHASE II
  - 9926 CCS ACCESS CAPABILITY
  - 9927 ADVANCED TOLL INTEGRITY CHECKING SYSTEM
  - 9928 ONA REQUIREMENTS
  - 9930 CALLER ID (CLID & CND)
  - 9935 14 COIN EQUAL ACCESS
  - 9937 CARRIER IDENT. CODE (CIC) EXPAN. (FG B)
  - 9940 CALL FWD-DON'T-ANSWER AFTER CALL WAITING
  - 1024 NO (ZERO) INTEGRATED LINES FORECASTED

REASON FOR REISSUE:  
1846 89 WESTWOOD DR. OBH  
1000-1100

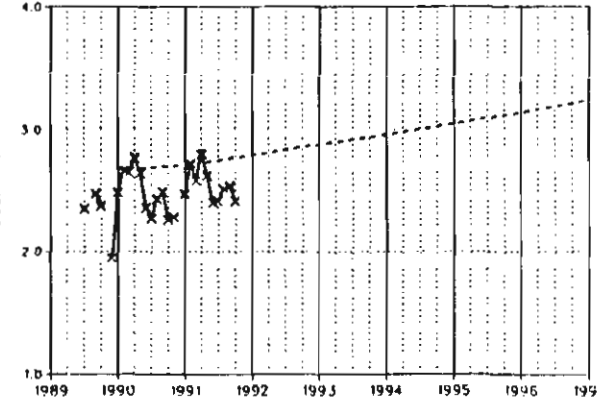
DATE OF ISSUE: 11/25/91  
EXCHANGE: MIAMI  
DATABASE: LIVE  
EQ TYPE: SES  
NXX:  
361 365

BUILDING: MIAMI LK STATE FL  
LATA: SOET/460  
COMPANY: SBEL ARCA SBIS  
DIVISION: SFSD DISTRICT CNTI  
EXHAUST: 01/01/99  
CONTACT: RLGORE  
NUMBER RJRAINES  
EQ ENGINEER: JLKLRNS

E. A. DATE: 06/10/89  
DIR CLOSE: 05/14/92  
DIR DELIVER: 09/11/92  
NAL FCST: 06/15/91  
CCS FCST: 08/15/91  
ENTITY CUT: 05/20/89  
ENTITY TERM: 01/01/99  
LATEST NAL: 8182  
SWITCH HOST  
ENTITY:

MIAMI LKEDSO 17.0

YEAR	1989	1990	1991	1992	1993	1994	1995	1996	1997
NAL	(F) 7794	(A) 7954	(A) 8110	(F) 8280	(F) 8430	(F) 8625	(F) 8820	(F) 9040	(F) 9040
LINES	7794	7954	8110	8280	8430	8625	8820	9040	9040
CCS/NAL	2.68	2.71	2.79	2.88	2.96	3.05	3.14	3.24	
CCS STATUS		A	A						
NAL/LN RATIO		1.00000	1.00000	1.00000	1.00000	1.00000	1.00000	1.00000	1.00000
SVC.	1989	1990	1991	JOBNUM RDYSD REQSD SHIP					
DTS				PMA0552	05/20/89	05/10/89	02/08/89		
				PMA0552	05/20/89	06/10/89	02/08/89		
				PMA0552	08/10/89	08/10/89	02/08/89		
				PMA2101	05/12/91	05/12/91	01/19/91		
				PMA2101	05/12/91	05/12/91	01/19/91		
				PMA2965	03/01/92	03/01/92	12/14/91		
				PMA2965	01/26/92	01/26/92	04/11/92		
				PMA3584	06/26/94	06/26/94	04/30/94		
				PMA3584	06/26/94	06/26/94	04/30/94		
				PMA4570	06/30/96	06/30/96	05/02/96		
%IFFM									



REPORT: PART B  
 PAGE: 1 OF 2  
 BUILDING: MIAM KEY BISCAYNE ENTITY: MIAMFLKEDSO  
 ENT CUT: 05/20/89 ENT TERM: 01/01/99

LSDF SYSTEM  
 GRAPHIC PART B VERSION 1.00  
 DATABASE: LIVE

DATE: 11/25/91  
 TIME: 19:03:40  
 CHART NO.: 17.0  
 EQ TYPE: SES

JOB/ADJ/AT	1989AT1	PMA0552	PMA0552	PMA0552	PMA2101	GMH4589
EVENT-NUM		EVT1	EVT3	EVT2	EVT1	EVT1
EVENT-DATE	05/20/89	05/20/89	05/20/89	06/10/89	05/12/91	03/01/92
RDYSD/TOATE	05/20/89	05/20/89	05/20/89	05/20/89	05/12/91	03/01/92
REQSO	05/10/89	05/10/89	06/10/89	06/10/89	05/12/91	03/01/92
CAP EXH.	**/**/**	**/**/**	**/**/**	**/**/**	**/**/**	**/**/**
SHIP DATE	**/**/**	02/08/89	02/08/89	02/08/89	01/19/91	12/14/91
JOB DESC.	ITRA	REPL	GA-ATICS	GENERIC	GA - GEN & T#2	15DN-SM
NAL TRANS	7600					
TRANS ENT	MIAMFLKE36E					
LSE1		NTW	NTW	NTW	NTW	NTW
NAL CAP SE		11000 11000	11000 11000	11000 11000	11000 11000	11000 11000
TC		11000 11000	11000 11000	11000 11000	11000 11000	11000 11000
LNS		9000 9000	-100 8900	100 9000	200 9200	200 9200
NOS		16900 16900	-100 16800	100 16900	-100 16800	200 17000
ML		9000 9000	-100 8900	100 9000	200 9200	200 9200
CNTRX CAP		100 100	100 100	100 100	100 100	100 100
INST. NOS		20000 20000	20000 20000	20000 20000	20000 20000	20000 20000
UAY ASSGN		142 142	80 222	-80 142	80 222	-222 0
%FNOS		85.00	85.00	85.00	85.00	85.00
INST. LNS		10240 10240	10240 10240	10240 10240	10240 10240	10240 10240
UAY ASSGN		154 154	98 252	-98 154	90 244	92.49 244
%TOTAL FILL		89.40	89.40	89.40	92.49	92.49
LNCAP IN LNS		9000 9000	-100 8900	100 9000	200 9200	200 9200
SIZING DATE		07/10/88	02/20/90	07/10/88	02/20/90	08/14/91
NDD DUE		02/12/88	11/04/89	02/12/88	05/19/90	08/10/91
TELCO DUE		06/04/88	11/11/89	06/04/80	08/21/90	09/07/91
TURNOVER		05/20/89	11/20/89	11/20/89	05/12/91	03/01/92
GENERIC SVC					04/26/91	03/01/92
GENERIC		SE4.2	SES	SES	SE6	SE6
COND RATIO		8:1	8:1	8:1	8:1	8:1
ENG LSF						
ENG CCS/NAL		3.10	3.10	3.10	3.10	3.10
DESIGN BS						
MRAJ		23.72	-0.33	0.00	73.66	0.00
PROCESSOR		133000 133000	133000 133000	133000 133000	-25600 107400	200 107600
CAP TRUNK		56 56	56 56	56 56	56 56	56 56
DGTL TK UNIT		7 7	7 7	7 7	7 7	7 7
LLN/LI/SH/NM		6 6	6 6	6 6	6 6	1 7
LSR/LTS/**		0 0	0 0	0 0	0 0	0 0
LSH/**/L32		0 0	0 0	0 0	0 0	0 0
TSC/**/TSS/NP		46 46	46 46	46 46	2 48	5 53
TLN/**/L64		27 27	0 0	0 0	0 0	1 1
TOT FR/SHL		0 0	0 0	0 0	0 0	0 0
REUSE FR/SHL		2704	12	0	125	130
GROSS ADDNS		REPLACE 2BES	FORMER MA254	SES/VLMM/ICL	1#2,RACF.GEN	15DN-SM#100
EXT JOB DESC		7.60	7.60	7.60	4.51	4.51
%CTDIP						

JOB CAT.

I

A

G

A

M

REPORT: PART B

PAGE: 2 OF 2

DUPLICATE: MIAM KEY BISCAYNE ENTITY: MIAMFLKE050  
ENT CUT: 05/20/89 ENT TERM: 01/01/99

LSDF SYSTEM  
GRAPHIC PART 8 VERSION 1.00  
DATABASE: LIVE

DATE: 11/25/91  
TIME: 19:03:40  
CHART NO.: 17.0  
EQ TYPE: 5ES

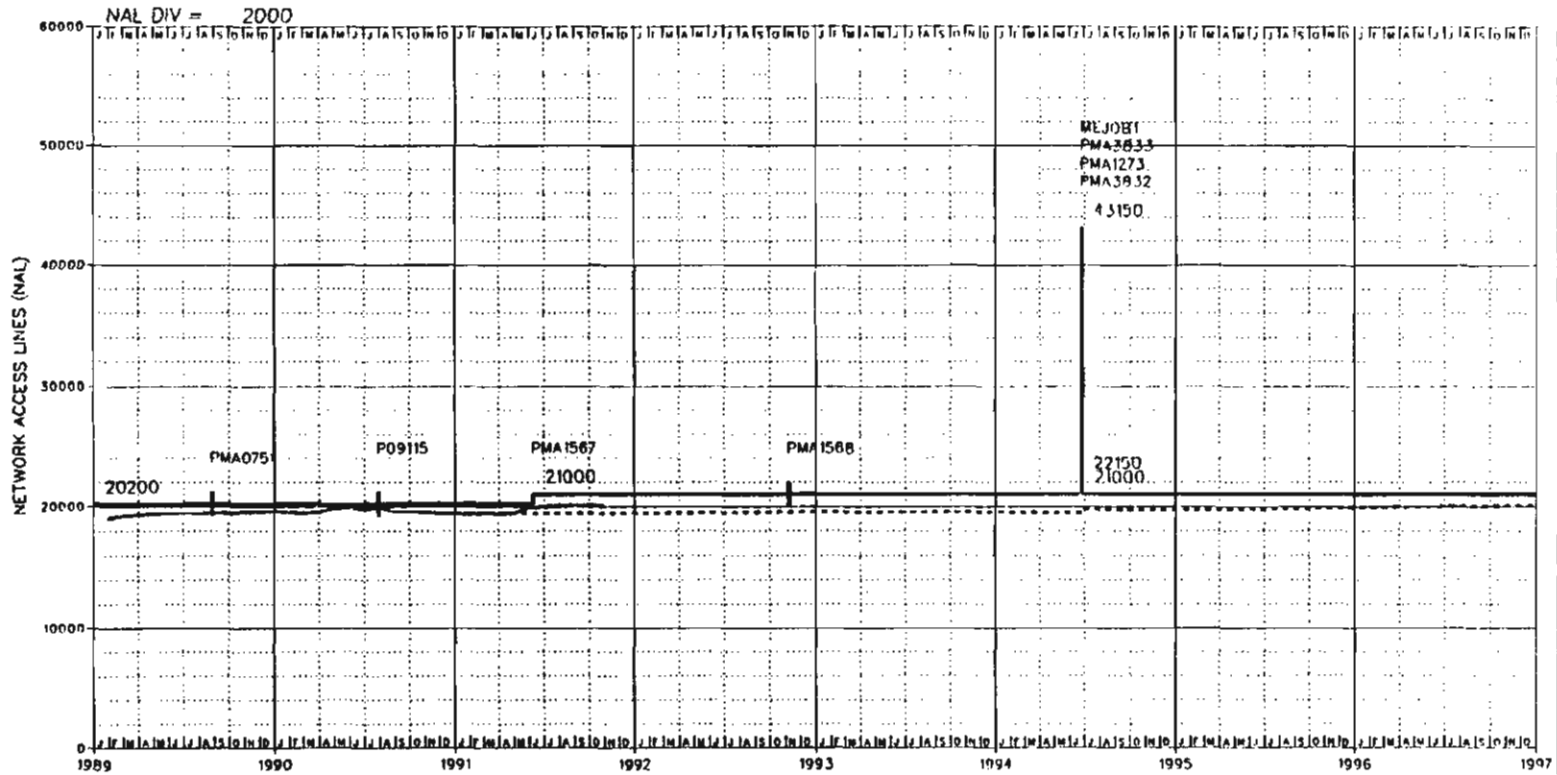
JOB/ROJ/AT	PM02965	PM03584	PM04520	PLAN97-KE050	KEENOJOB
EVENT-NUM	EVT1	EVT1	EVT1	EVT1	EVT1
EVENT-DATE	07/26/92	06/28/94	06/30/96	07/01/97	12/01/98
ROYSO/TDATE	07/26/92	06/28/94	06/30/96	07/01/97	12/01/98
REQSO	07/26/92	06/28/94	06/30/96	07/01/97	12/01/98
CAP EXH.	■/■/■/■	■/■/■/■	■/■/■/■	■/■/■/■	■/■/■/■
SHIP DATE	04/11/92	04/30/94	05/02/96	05/19/97	10/06/98
JOB DESC.	GENERIC	GENERIC	TKS	GROWTH	ENOJOB
NAL TRANS					
TRANS ENT					
LSE1	NTW	NTW	NTW	NTW	NTW
NAL CAP SE	500 11500	-500 11000	1000 11000	1000 12000	1000 13000
TC	500 11500		-500 11000	1000 12000	1000 13000
LNS	9200	9200	9200	500 9700	500 10200
NOS	-200 16800	16800	16800	500 16800	500 16800
ML	9200	9200	9200	500 9700	500 10200
CNTRX CAP	150 250	250	250	100 350	350
INST. NOS	20000	20000	20000	20000	20000
URV ASSGN	222 222	222	222	222	222
%FNOS	85.00	85.00	85.00	85.00	85.00
INST. LNS	10240	10240	10240	512 10752	512 11264
URV ASSGN	244 244	244	244	7 251	8 259
%TOTAL FILL	92.49	92.49	92.49	92.71	92.70
LNCAP IN LNS	9200	9200	9200	500 9700	500 10200
SIZING DATE	04/30/91	06/06/91	06/06/91	06/06/91	07/30/91
NOO DUE	07/13/91	07/31/93	08/03/95	11/25/96	11/11/97
TELCO DUE	11/07/91	11/27/93	11/30/95	03/24/97	03/10/98
TURNOVER	07/26/92	06/28/94	06/30/96	07/01/97	12/01/98
GENERIC SVC	07/10/92				
GENERIC	SE7	SE9	SE11	SE11	SE11
CONC RATIO	8:1	8:1	8:1	8:1	8:1
ENG LSF					
ENG CCS/NAL	3.10	3.10	3.10	3.10	3.10
DESIGN BS					
MRAJ	0.00	22.01	16.89	17.02	0.00
PROCESSOR	107600	107600	107600	107600	107600
CAP TRUNK	56	56	8 64	8 72	72
OGTL TK UNIT 0		0	1	1	0
LLN/LT/SH/NH	7	7	7	8	8
LSR/LTS/■/■	0	20	-20	0	0
LSH/■/■/L32	0	0	0	0	0
TSC/■/TSS/NP	53	53	3 56	4 60	3 63
TLN/■/■/L64	0	0	0	0	0
TOT FR5/SHL 0		0	2	2	0
REUSE FR/SHL 0		0	0	0	0
GROSS ADDNS \$0		366	250	350	290
EXT JOB DESC	GENERIC & ME	SCS1 DSK4SM-	OCTU	ALU/OCTU	ENO JOB&ALU
%CTUIP	4.51	4.51	4.51	4.29	4.50

JOB CAT. G

G

T

B



NOTES:  
1920 JOB TIMED FOR ENHANCED  
CURE

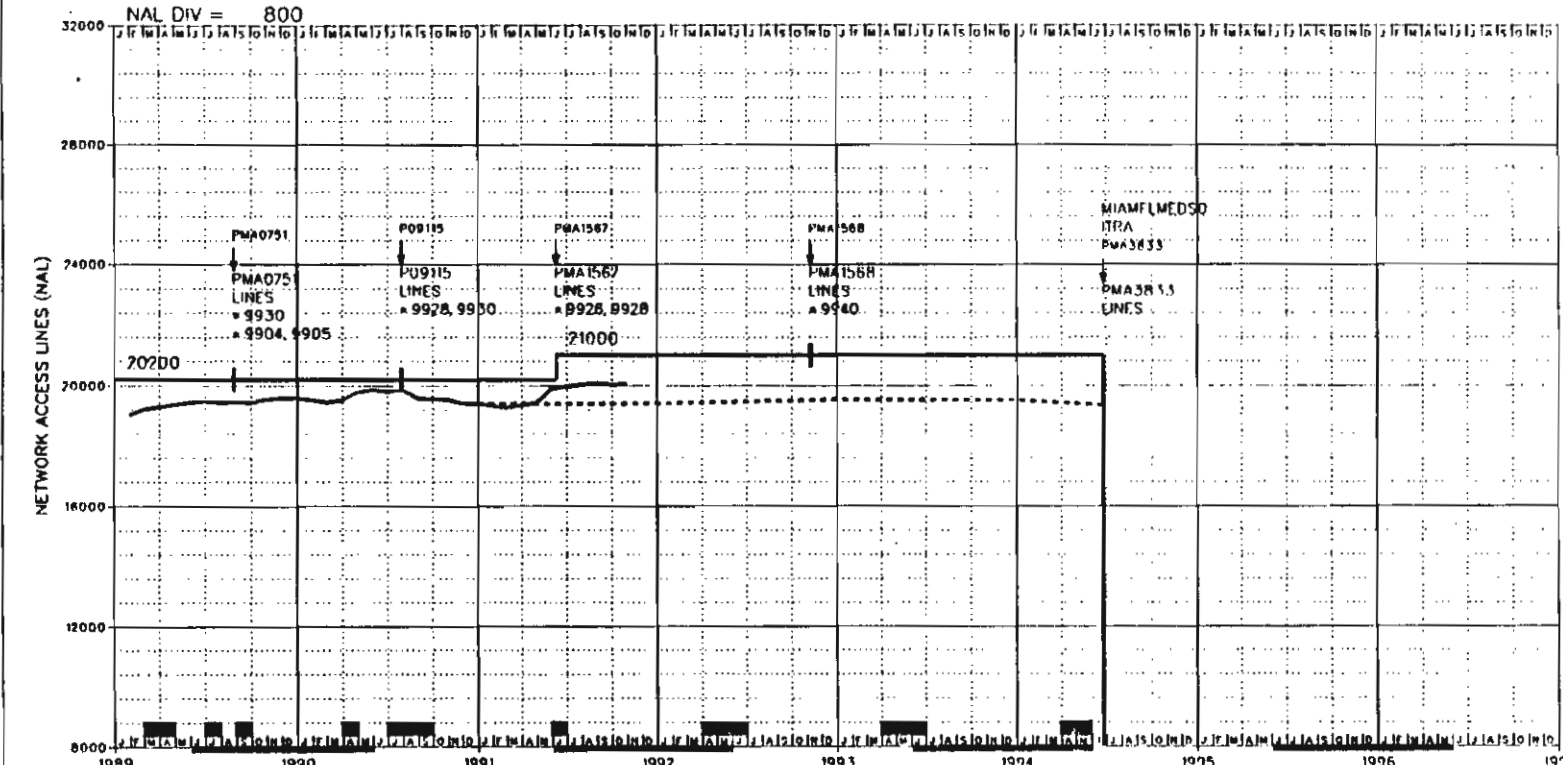
REASON FOR REISSUE:

DATE OF ISSUE: 11/25/91  
EXCHANGE: MIAMI  
DATABASE: LIVE

YEAR	1989		1990		1991		1992		1993		1994		1995		1996	
NAL/GAIN	19016	569	19585	-184	19401	9	19410	130	19540	-20	19520	154	19674	205	19879	205
NAL/LN RATIO																

BUILDING: MIAMFLME STATE: FL  
LATA: SOET/460  
COMPANY: SBEL AREA: SBFS  
DIVISION: SFNO DISTRICT: MTRD  
EXHAUST: 01/01/99

BUILDING: MIAMFLME CHART: 18.0



NOTES:  
 9904 CCS7 TRUNK SIGNALING  
 9905 TOUCHSTAR PHASE I  
 9926 CCS ACCESS CAPABILITY  
 9928 ONA REQUIREMENTS  
 9930 CALLER ID (ICLID & CND)  
 9940 CALL FWD-DONT-ANSWER  
 AFTER CALL WAITING

REASON FOR REISSUE:  
 1810 1380 NW 21 ST. OBH  
 1500-1600

DATE OF ISSUE: 11/25/91  
 EXCHANGE: MIAMI  
 DATABASE: LIVE  
 ED TYPE: IAES  
 NXX:  
 324 325 326 545 547 548  
 549S 550S 560X 585S

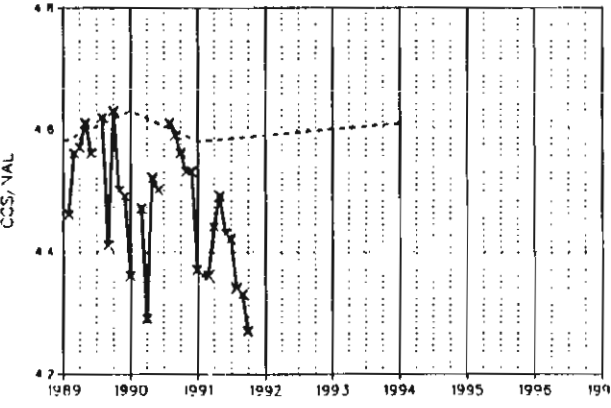
BUILDING: MIAMFLME STAF: FI  
 LATA: SOET/460  
 COMPANY: SHEL AREA: SBT S  
 DIVISION: SFNO DISTRICT: MTR0  
 EXHAUST: 01/01/99  
 CONTACT: BSGAIFRMAN  
 NUMBER: BQWILCHER  
 EO ENGINEER: GASU10N

E. A. DATE: 01/14/85  
 DIR CLOSE: 05/14/92  
 DIR DELIVER: 09/11/92  
 NAL FCST: 06/15/91  
 CCS FCST: 08/01/90  
 ENTITY CUT: 09/16/73  
 ENTITY TERM: 06/25/94  
 LAIES1 NAL: 20048  
 SWITCH HOST  
 ENTITY:

MIAMFLME 32E 18.1

YEAR	1989	1990	1991	1992	1993	1994	1995	1996	1997
NAL	19016 (A)	19585 (A)	19401 (A)	19410 (F)	19540 (F)	19520 (F)			
LINES	19016	19585	19401	19410	19540	19520			
CCS/NAL	4.58	4.63	4.58	4.59	4.60	4.61			
CCS STATUS	A	A	A						

SVC	1989	1990	1991	JOBNUM	RDYSU	REQSD	SHIP
DTS	[Grid]			PMA0751	08/77/89	08/77/89	06/03/89
IML	[Grid]			P09115	07/29/90	07/29/90	01/26/90
	[Grid]			PMA1567	06/09/91	06/09/91	02/16/91
%IFFM	[Grid]			PMA1568	11/08/92	11/08/92	07/18/92
	[Grid]			PMA3R33	06/25/94	06/25/94	01/15/94



REPORT: PARTB  
 PAGE: 1 OF 1  
 BUILDING: MIAM METRO  
 ENT CUT: 09/16/73

ENTITY: MIAMFLME32E  
 ENT TERM: 06/25/94

L50F SYSTEM  
 GRAPHIC PART B VERSION 1.00  
 DATABASE: LIVE

DATE: 11/25/91  
 TIME: 19:54:41  
 CHART NO.: 18.1  
 EO TYPE: 1AES

JOB/ROJ/AT PMA0751  
 EVENT-NUM EVT1  
 EVENT-DATE 08/27/89  
 RDYSO/TOATE 08/27/89  
 REOSD 08/27/89  
 CAP EXH. \*\*/\*\*/  
 SHIP DATE 06/03/89  
 JOB DESC. MISC  
 NAL TRANS  
 TRANS ENT  
 LSET SCP  
 NAL CAP SE -2300 21700  
 TC 25900  
 LNS 20200  
 NOS -4100 26500  
 ML 20200  
 CNTRX CAP -1670 3830  
 INST. NOS 60000  
 UAY ASSGN 4886 28835  
 %FNOS 85.00  
 INST. LNS 23552  
 UAY ASSGN 659  
 %TOTAL FILL 88.30  
 LNCAP IN LNS 20200  
 SIZING DATE 02/29/88  
 NOO QUE 07/09/88  
 TELCO QUE 11/05/88  
 TURNOVER 08/27/89  
 GENERIC SVC  
 GENERIC 1AE10.06  
 CONC RATIO 3:1  
 ENG LSF  
 ENG CCS/NAL 4.72  
 DESIGN BS  
 MRAJ 25.30  
 PROCESSOR -9600 47800  
 CAP TRUNK 140  
 DCTL TK UNIT 0  
 LLN/LT/SM/NM 8  
 LSR/LTS/\*\*  
 LSH/\*\*/L32 46  
 TSC/\*\*/TSS/NP 56  
 TLN/\*\*/L64 2048  
 TOT FR/SHL 2  
 REUSE FR/SHL 0  
 GROSS ADDNS 288  
 EXT JOB OESC 1AE10.04/TRK  
 %CTOIP 8.00

P09115  
 EVT1  
 07/29/90  
 07/29/90  
 07/29/90  
 \*\*/\*\*/  
 01/26/90  
 OCT  
 SCP  
 21700  
 21700  
 20200  
 26500  
 20200  
 3830  
 60000  
 28835  
 85.00  
 23552  
 659  
 89.50  
 20200  
 02/14/89  
 04/01/89  
 07/29/89  
 05/27/90  
 1AE10.06  
 3:1  
 4.50  
 6.41  
 47800  
 180  
 2  
 8  
 46  
 56  
 2048  
 0  
 0  
 63  
 20CT  
 8.36

PMA1567  
 EVT1  
 06/09/91  
 06/09/91  
 06/09/91  
 \*\*/\*\*/  
 02/16/91  
 GA/GEN  
 SCP  
 1200 22900  
 1200 22900  
 800 21000  
 7500 34000  
 800 21000  
 670 4500  
 60000  
 20000  
 -8835  
 85.00  
 1024 24576  
 29 688  
 88.00  
 800 21000  
 02/20/90  
 05/05/90  
 09/15/90  
 06/09/91  
 1AE11  
 3:1  
 4.58  
 36.53  
 -12600 35200  
 180  
 0  
 8  
 2 48  
 56  
 2048  
 1  
 1  
 235  
 1/3 LLN/1AE1  
 8.36

PMA1568  
 EVT1  
 11/08/92  
 11/08/92  
 11/08/92  
 \*\*/\*\*/  
 07/18/92  
 SCP  
 1200 22900  
 1200 22900  
 800 21000  
 7500 34000  
 800 21000  
 670 4500  
 60000  
 20000  
 85.00  
 24576  
 688  
 88.40  
 21000  
 10/09/91  
 11/29/91  
 02/07/92  
 11/08/92  
 1AE11  
 3:1  
 4.58  
 11.30  
 35200  
 180  
 1  
 8  
 48  
 56  
 2048  
 0  
 0  
 50  
 FEATURES  
 8.36

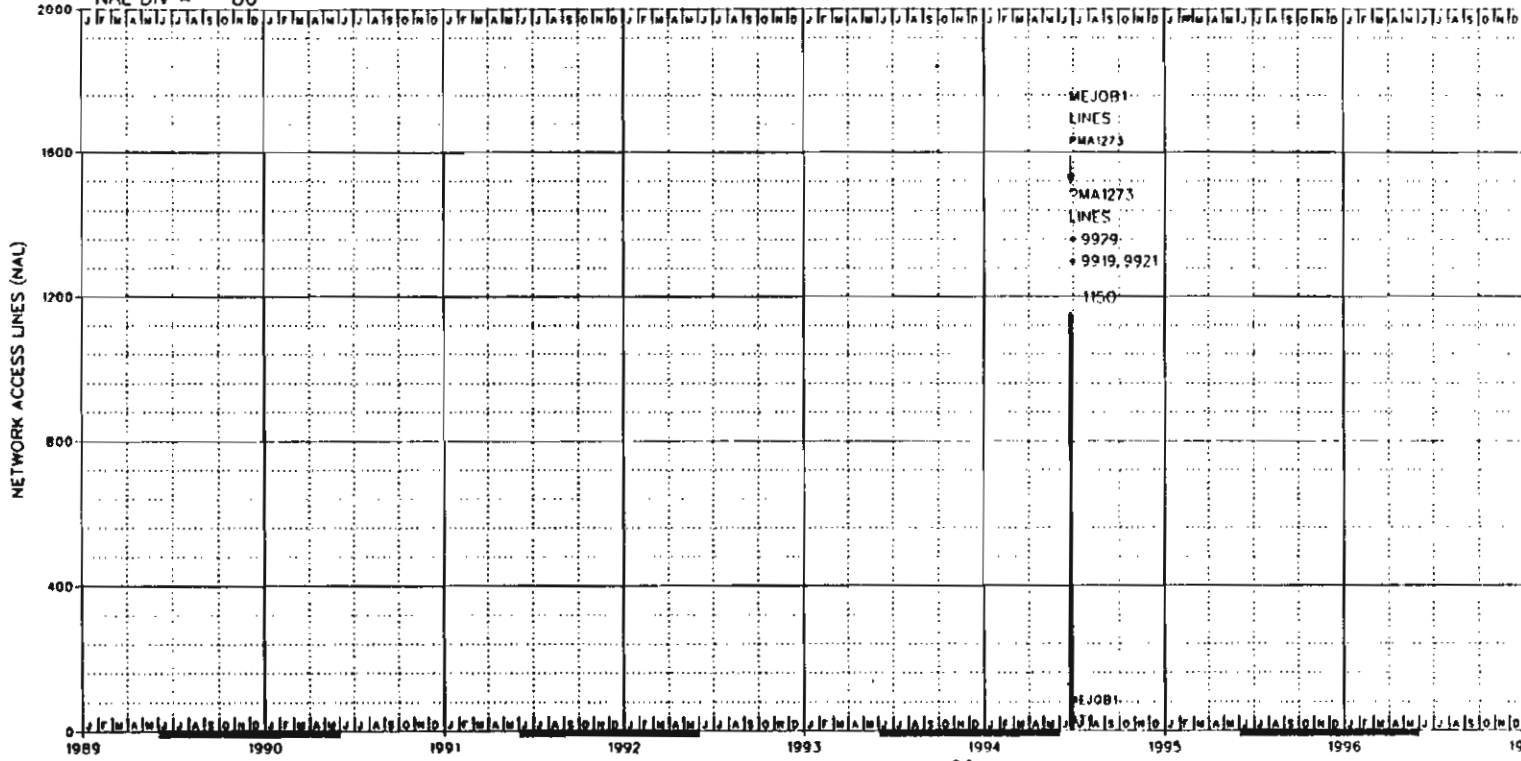
1994AT1  
 EVT1  
 06/25/94  
 06/25/94  
 \*\*/\*\*/  
 \*\*/\*\*/  
 \*\*/\*\*/  
 1TRA  
 -19350  
 MIAMFLME050

PMA3833  
 EVT1  
 06/25/94  
 06/25/94  
 06/25/94  
 \*\*/\*\*/  
 \*\*/\*\*/  
 \*\*/\*\*/  
 01/15/94  
 015P  
 -22900 0  
 -22900 0  
 -21000 0  
 -34000 0  
 -21000 0  
 -4500 0  
 -60000 0  
 -20000 0  
 -24576 0  
 -688 0  
 -21000 0  
 01/14/91  
 04/10/93  
 08/07/93  
 06/25/94

1AE11  
 3:1  
 4.58  
 0.00  
 -35200 0  
 -180 0  
 0  
 -8 0  
 -48 0  
 -56 0  
 -2048 0  
 0  
 0  
 U  
 RETIRE  
 8.36

JOB CAT. M T A T R

NAL DIV = 80



NOTES:  
 9919 CI/DIP FULL IMPLEMENTATION  
 9921 RINGMASTER  
 9929 TOUCHSTAR PHASE I & II

REASON FOR REISSUE:  
 1025 THEORETICAL SWITCH FOR "CITY" CO TO GRSDO

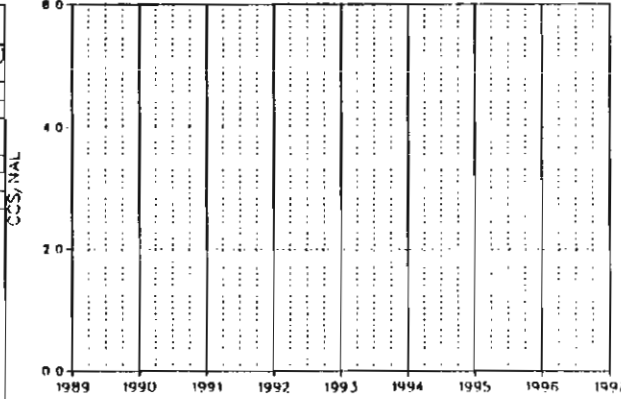
DATE OF ISSUE: 11/25/91  
 EXCHANGE: MIAMI  
 DATABASE: LIVE  
 EQ TYPE: RSC  
 NXX: 375

BUILDING: MIAMIFM STAF: FI  
 LATA: SOET/460  
 COMPANY: SBEL AREA: SBFS  
 DIVISION: SFNO DISTRICT: MTR0  
 EXHAUST: 01/01/90  
 CONIACI: BSGAIERMAN  
 NUMBER: WRMORLEY  
 EQ ENGINEER: ARMEHIA

E. A. DATE: 07/14/90  
 DIR CLOSE: 05/14/92  
 DIR DELIVER: 09/11/92  
 NAL FCST: 07/15/90  
 CCS FCST: 07/11/89  
 ENTITY CUT: 05/25/94  
 ENTITY TERM: 05/25/94  
 LATEST NAL SWITCH HOST: MIAMFLGRSDO  
 ENTITY: CHART:

MIAMFLMERSU 18.2

YEAR	1989	1990	1991	1992	1993	1994	1995	1996	1997
NAL	0 (F)	0 (F)	0 (F)	0 (F)	(F)	(F)	(F)	(F)	(F)
LINES	0	0	0	0					
CCS/NAL	0.00	0.00	0.00	0.00	0.00	0.00	0.00	0.00	0.00
CCS STATUS									
NAL/LN RATIO									
SVC.	1989	1990	1991	JOBNUM ROYSD REQSD SHIP					
DTS				PMA1273 05/25/94 06/25/94 01/15/94					
IML				MEJOB1 06/26/94 06/24/94 01/15/94					
%IFFM									





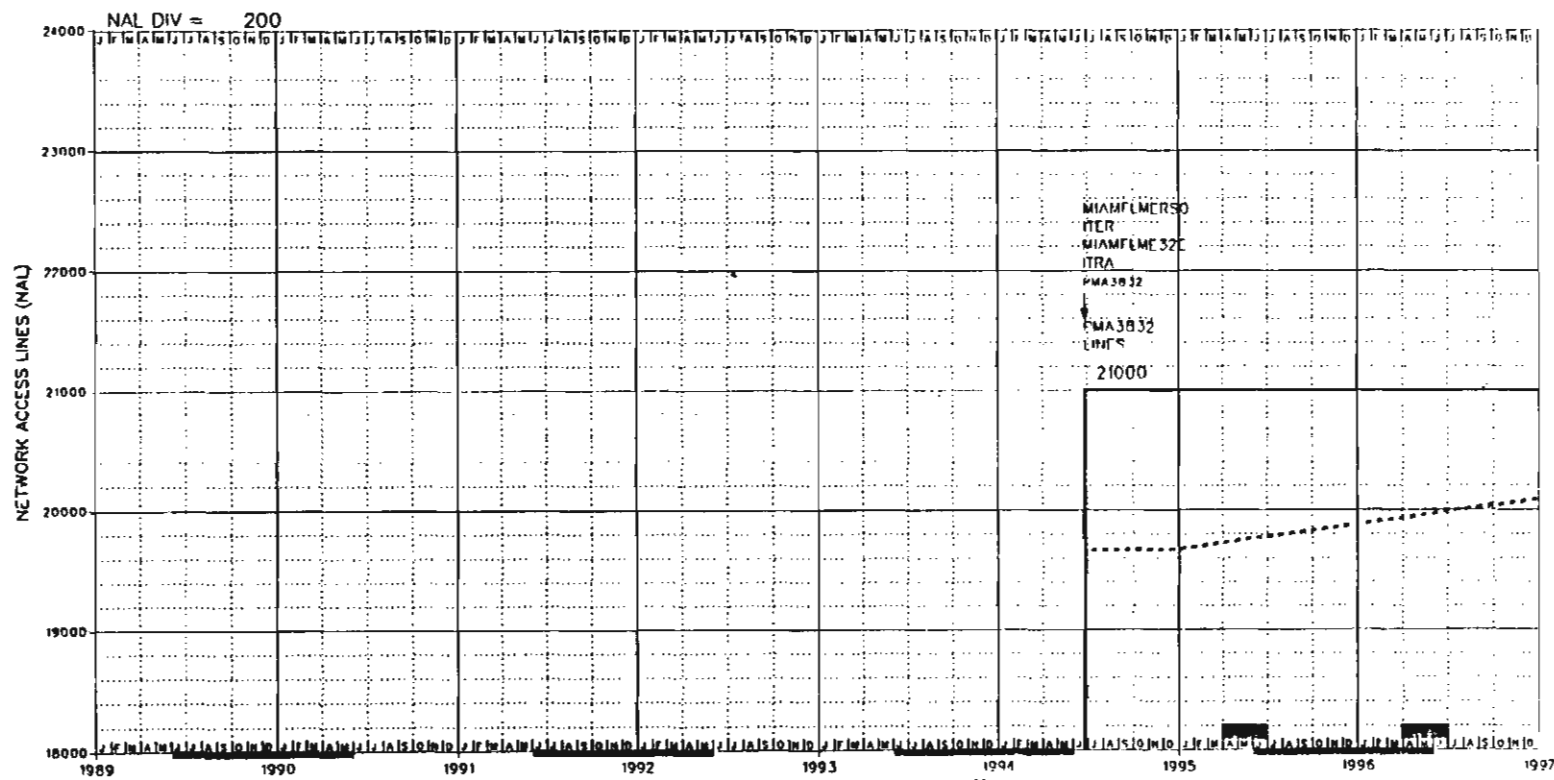
REPORT: PARTB  
 PAGE: 1 OF 1  
 BUILDING: MIAM METRO  
 ENT CUT: 06/25/94

ENTITY: MIAMFLMERSO  
 ENT TERM: 06/26/94

LSOF SYSTEM  
 GRAPHIC PART B VERSION 1.00  
 DATABASE: LIVE

DATE: 11/25/91  
 TIME: 19:54:41  
 CHAR1 NO.: 18.2  
 EO TYPE: RSC

JOB/AOJ/AT	AT1	PMA1273	AT2	MEJOB1
EVENT-NUM		EVT1		EVT1
EVENT-DATE	06/25/94	06/25/94	06/26/94	06/26/94
ROYSD/DATE	06/25/94	06/25/94	06/26/94	06/26/94
REQSO	###/###/###	06/25/94	###/###/###	06/24/94
CAP EXH.	###/###/###	###/###/###	###/###/###	###/###/###
SHIP DATE	###/###/###	01/15/94	###/###/###	01/15/94
JOB DESC.	ITER	NE	ITER	END
NAL TRANS	300		-300	
TRANS ENT	MIAMFLGROSO		MIAMFLME050	
LSEI		NTW		NTW
NAL CAP SE		2300 2300		-2300 0
TC		2300 2300		-2300 0
LNS		1150 1150		-1150 0
NOS		8500 8500		-8500 0
ML		1150 1150		-1150 0
CNTRX CAP		1150 1150		-1150 0
INST. NOS		10000 10000		-10000 0
UAV ASSGN		0		0
ZFNOS		85.00		
INST. LNS		2560 2560		-2560 0
UAV ASSGN		1299 1299		-1299 0
%TOTAL FILL		91.26		
LNCAP IN LNS		1150 1150		-1150 0
SIZING DATE		01/18/91		01/14/91
NOO DUE		04/10/93		04/10/93
TELCO DUE		08/07/93		08/07/93
TURNOVER		04/10/94		04/10/94
GENERIC SVC		BCS-33		
GENERIC		4		4
CONC RATIO				
ENG LSF				0.00
ENG CCS/NAL		4.51		
DESIGN BS				0.00
MRAJ		-0.03		-1150 0
PROCESSOR		1150 1150		0 0
CAP TRUNK		0		0 0
DGTL TK UNIT		0		0 0
LLN/LT/SH/MM		0		0 0
LSR/LTS/=/				0 0
LSH/=/L32				0 0
TSC/=/TSS/MP		0		0 0
TLN/=/L64				0 0
TOT FRG/SHL		S		0
REUSE FR/SHL		0		0
GROSS ROOMS		500		0
EXT JOB DESC				
ZCTOIP		8.00		0.00
JOB CAT.		N		0



NOTES:

REASON FOR REISSUE:

DATE OF ISSUE: 11/25/91  
 EXCHANGE: MIAMI  
 DATARAST: LIVE  
 EO TYPE: DGTL  
 NXX:  
 324F 325F 326F 545F 547F 548F  
 549F 550F 560F 585S

BUILDING: MIAMFLME STAT: FL  
 LATA: SOET/460  
 COMPANY: SBEL AREA SBFS  
 DIVISION: SFNO DISTRICT MTR0  
 EXHAUST: 01/01/99  
 CONTACT: DSGAIERMAN  
 NUMBER: BGVILCHER  
 EQ ENGINEER: CASUTION

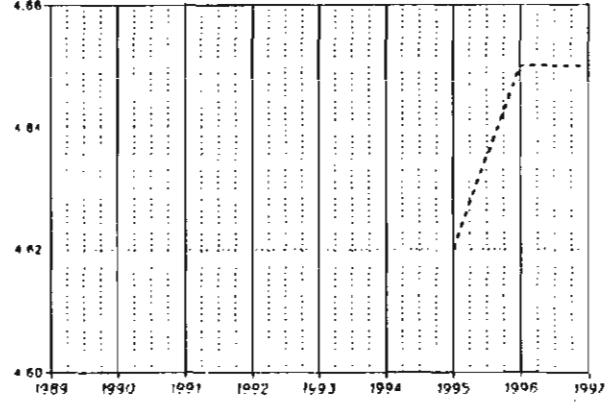
E. A. DATE: 08/15/94  
 DIR CLOSE: 05/14/92  
 DIR DELIVER: 09/11/92  
 NAL FCST: 07/15/90  
 CCS FCST: 08/01/90  
 ENTITY CUT: 06/25/94  
 ENTITY TERM: 01/01/99  
 LATEST NAL SWITCH HOST  
 ENTITY:

MIAMFLMEDSU 18.3

YEAR	1989	1990	1991	1992	1993	1994	1995	1996	1997
NAL			(F)	(F)	(F)	(F)	19674 (F)	19879 (F)	20084 (F)
LINES							19674	19879	20084
CCS/NAL			0.00	0.00	0.00	0.00	4.62	4.65	4.65
CCS STATUS									
NAL/LN RATIO							1.00000	1.00000	1.00000

SVC	1989	1990	1991	JOBNUM	RDYSD	REQSD	SHIP
DTs				PMA3832	06/25/94	08/25/94	01/15/94
IML				ENDJOB	03/15/98	03/15/98	11/21/97
%IFFM							



REPORT: PARTB  
 PAGE: 1 OF 1  
 BUILDING: MIAM METRO  
 ENT CUT: 06/25/94

ENTITY: MIAMFLMEOSO  
 ENT TERM: 01/01/99

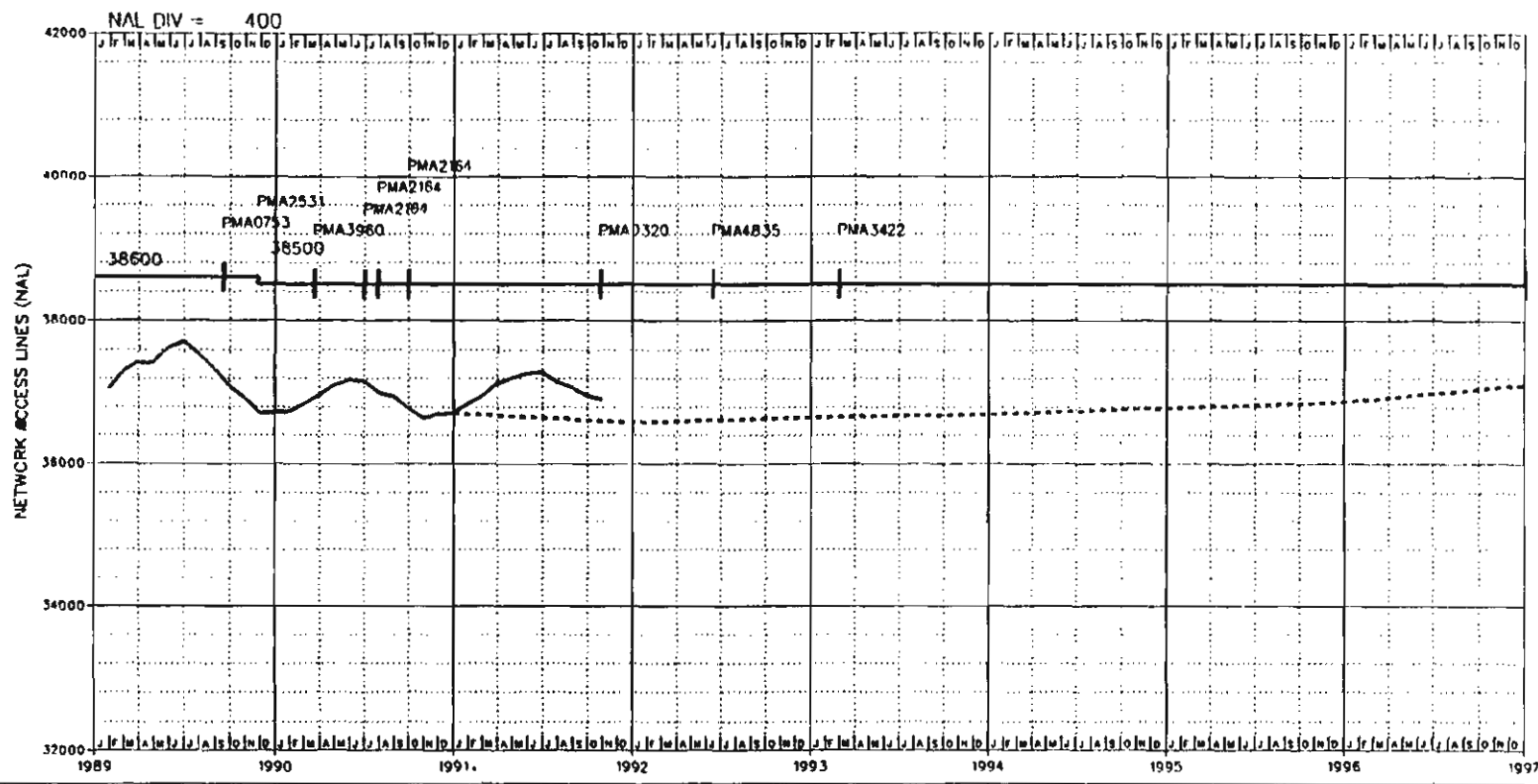
LSOF SYSTEM  
 GRAPHIC PART B VERSION 1.00  
 DATABASE: LIVE

DATE: 11/25/91  
 TIME: 19:54:41  
 CHART NO.: 18.3  
 EQ TYPE: OGTL

JOB/AQJ/AT	1994AT1	PMA3832	AT2	ENOJOB
EVENT-NUM		EVT1		EV11
EVENT-DATE	06/25/94	06/25/94	06/26/94	03/15/98
ROYSD/TOATE	06/25/94	06/25/94	06/26/94	03/15/98
REOSO	##/##/##	06/25/94	##/##/##	03/15/98
CAP EXH.	##/##/##	##/##/##	##/##/##	##/##/##
SHIP DATE	##/##/##	01/15/94	##/##/##	11/21/97
JOB DESC.	ITRA	REPL	ITER	ENOJOB
NAL TRANS	19350		300	
TRANS ENT	MIAMFLME32E		MIAMFLMERSO	
LSEI				
NAL CAP SE		22900 22900		8900 31800
TC		22900 22900		8900 31800
LNS		21000 21000		2600 23600
NOS		34000 34000		1000 35000
ML		21000 21000		2600 23600
CNTRX CAP		4500 4500		900 5400
INST. NOS		60000 60000		10000 70000
UAY ASSGN		20000 20000		8835 28835
%FNOS		85.00		85.00
INST. LNS		24576 24576		3072 27648
UAY ASSGN		688 688		86 774
%TOTAL FILL				
LNCAP IN LNS		21000 21000		2600 23600
SIZING DATE		11/14/90		01/16/90
NDO QUE		04/10/93		02/08/97
TELCO QUE		08/07/93		06/06/97
TURNVER		04/10/94		03/15/98
GENERIC SVC				
GENERIC				
CONC RATIO				
ENG LSF				
ENG CCS/NAL		4.65		4.65
DESIGN BS				
MRAJ		44.65		0.00
PROCESSOR		35200 35200		35200
CAP TRUNK		200 200		200
OGTL TK UNIT		0		
LLN/LI/SH/NH				
LSR/LTS/##				
LSH/##/L32				
TSC/##/ISS/NP				
TLN/##/L64				
TOT FR/SHL		25		0
REUSE FR/SHL		0		0
GROSS ADDNS		2220		0
EXT JOB DESC		SHORT/INTVL		
%CTOIP				

JOB CAT.

1



NOTES:

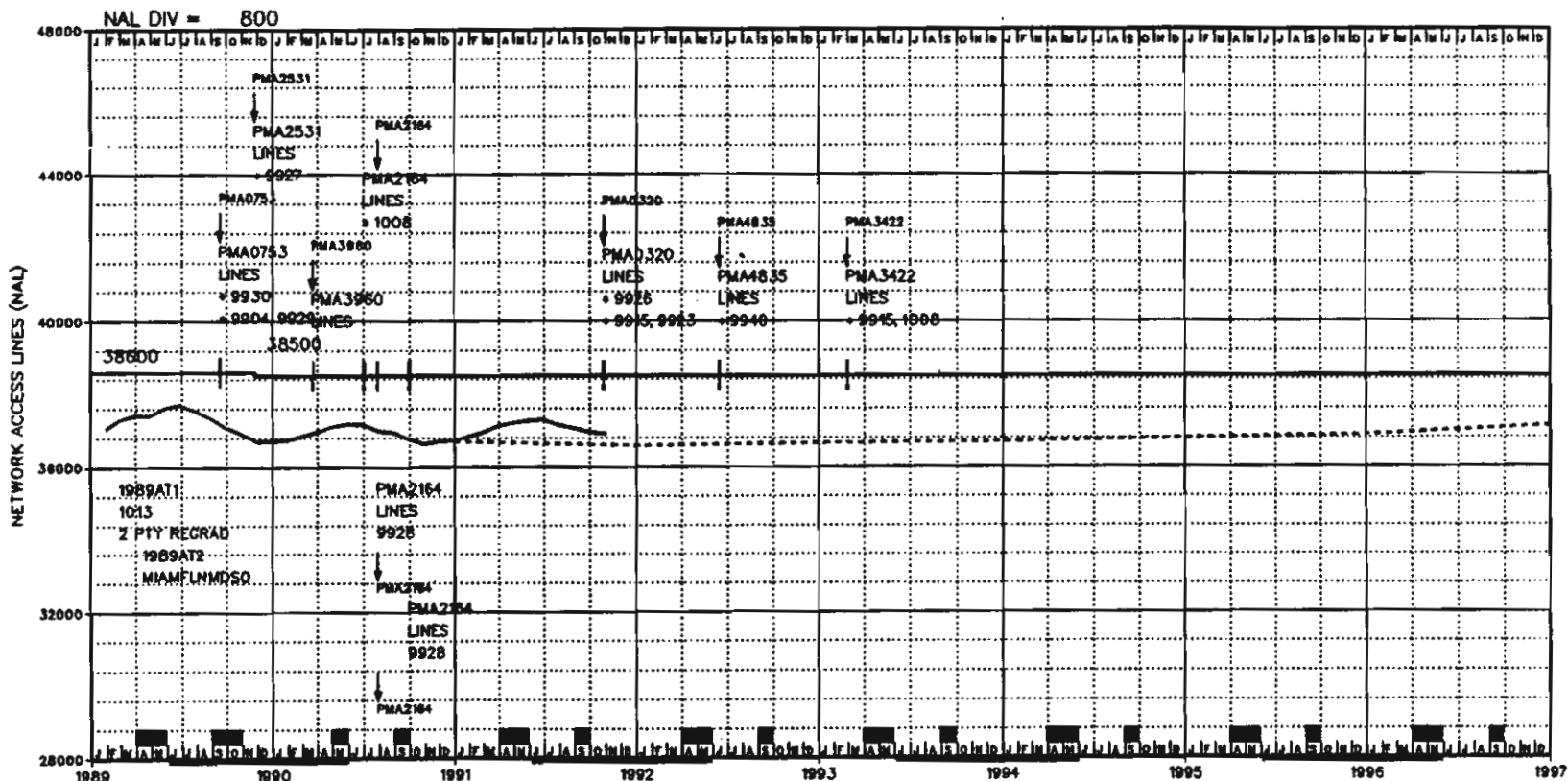
REASON FOR REISSUE:

DATE OF ISSUE: 1/25/91  
 EXCHANGE: MIAMI  
 DATABASE: LIVE

BUILDING: MIAMI SH STATE: FL  
 LATA: SOET/450  
 COMPANY: SBEL AREA: SBFS  
 DIVISION: SFNO DISTRICT MIRO  
 EXHAUST: \*\*/\*\*

YEAR	1989	1990	1991	1992	1993	1994	1995	1996
NAL/GAIN	36978   -263	36715   -9	36706   -124	36582   69	36651   40	36691   90	36781   90	36871   240
NAL/LN RATIO								

BUILDING: MIAMI LSI I  
 CHART: 19.0



NOTES:  
 1008 JOB TIMED FOR DCT  
 1013 PARTY LINE TO PRIVATE LINE CONVERSION  
 9904 CCS7 TRUNK SIGNALING  
 9915 MINIMUM SIZE JOB  
 9923 TIMED EARLY FOR BUSY SEASON  
 9926 CCS ACCESS CAPABILITY  
 9927 ADVANCED TOLL INTEGRITY CHECKING SYSTEM  
 9928 ONA REQUIREMENTS  
 9929 TOUCHSTAR PHASE 1 & II  
 9930 CALLER ID (ICLD & CND)  
 9940 CALL FWD-DONT-ANSWER AFTER CALL WAITING

REASON FOR REISSUE:  
 1831 8451 NE 1ST AVE. OBH  
 1930-2030

DATE OF ISSUE: 12/02/91  
 EXCHANGE: MIAMI  
 DATABASE: LIVE  
 EQ TYPE: IAES  
 NXX:  
 751 754 756 757 758 759  
 762X 794S 795S

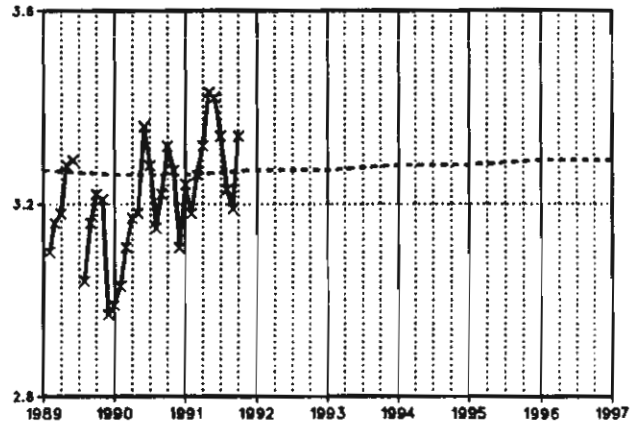
BUILDING: MIAMFLSH STATE: FL  
 LATA: SOET/460  
 COMPANY: SBEL AREA: SBFS  
 DIVISION: SFNO DISTRICT: MTRCO  
 EXHAUST: \*\*/\*\*/  
 CONTACT: DMT0CCI  
 NUMBER: MVHOCKENBERY  
 EQ ENGINEER ARMEHTA

E. A. DATE 04/22/85  
 DIR CLOSE 05/14/82  
 DIR DELIVER 09/11/92  
 NAL FCST 06/15/91  
 CCS FCST 08/01/90  
 ENTITY CUT 08/31/74  
 ENTITY TERM 08/29/97  
 LATEST NAL 36905  
 SWITCH HOST  
 ENTITY:

MIAMFLSH75E CHART: 19.1

YEAR	1989	1990	1991	1992	1993	1994	1995	1996	1997
IAL	36878 (A)	36715 (A)	36706 (A)	36582 (F)	36651 (F)	36691 (F)	36781 (F)	36871 (F)	37111 (F)
INES	36978	36715	36706	36582	36651	36691	36781	36871	37111
CS/NAL	3.27	3.26	3.26	3.27	3.27	3.28	3.28	3.29	3.29
CS STATUS	A	A							

IAL/LN RATIO	1.00000	1.00000	1.00000	1.00000	1.00000	1.00000	1.00000	1.00000	1.00000
SVC.	1989	1990	1991	JOBNUM	RDYSD	REOSD	SHIP		
DTS				PMA0753	08/17/89	08/17/89	02/11/89		
				PMA2531	11/26/89	11/26/89	10/09/89		
				PMA3960	03/22/90	03/22/90	**/**/**		
				PMA2164	07/01/90	07/28/90	03/24/90		
				PMA2164	07/28/90	07/28/90	03/24/90		
				PMA2164	08/30/90	07/28/90	03/24/90		
				PMA0320	10/27/91	10/27/91	04/20/91		
				PMA4835	08/14/92	08/14/92	05/01/92		



REPORT: PARTB

PAGE: 1 OF 3

BUILDING: MIAM MIAMI SHORES

ENT CUT: 08/31/74

ENTITY: MIAMFLSH75E

ENT TERM: 08/29/97

LSDF SYSTEM  
GRAPHIC PART B VERSION 1.00

DATABASE: LIVE

DATE: 12/02/91

TIME: 4:27:36

CHART NO.: 19.1

EQ TYPE: VAES

JOB/ADJ/AT	1989AT1	1989AT2	PMA0753	PMA2531	PMA3960	PMA2164
EVENT_NUM			EVT1	EVT1	EVT1	EVT1
EVENT_DATE	02/28/89	04/16/89	09/17/89	11/26/89	03/22/90	07/01/90
RDYSD/TDATE	02/28/89	04/16/89	09/17/89	11/26/89	03/22/90	09/30/90
REQSD	**/**/**	**/**/**	09/17/89	11/26/89	03/22/90	07/29/90
CAP EXH.	**/**/**	**/**/**	**/**/**	**/**/**	**/**/**	**/**/**
SHIP DATE	**/**/**	**/**/**	02/11/89	10/09/89	**/**/**	03/24/90
JOB DESC.	CNTX	ITER	TRKS-E-CTDIP	ATICS	GEN	TRKS
NAL TRANS	120	-90				
TRANS ENT	2 PTY REGRAD	MIAMFLNMDSO				
LSEI			SCP	SCP	SCP	SCP
NAL CAP SE						
TC			1800	43000	1300	43000
LNS				48300		-1300
NOS				38500		48300
ML			600	40700	-100	38500
CNTRX CAP				38500		100
INST. NOS				2900		
UAV ASSGN				60000		
%FNOS			-711	12071	111	60000
INST. LNS			84.95	84.95	84.94	-111
UAV ASSGN			4096	49152		84.94
%TOTAL FILL			103	1329		
LNCAP IN LNS			80.50	80.50	80.50	80.50
SIKING DATE				38500		
NOO DUE			04/15/88	03/10/89		03/10/89
TELCO DUE			04/09/88	09/15/89		05/19/89
TURNOVER			08/06/88	09/22/89		09/23/89
GENERIC SVC			06/04/89	11/26/89		07/29/90
GENERIC			1AE10	1AE10	1AE10.09	1AE10.09
CONC RATIO			4:1	4:1	4:1	4:1
ENG LSF			3.35	3.35	3.28	3.28
ENG CCS/NAL						
DESIGN BS			72.67	105.92	0.00	98.79
MRAJ			-600	77200	-3700	73500
PROCESSOR			40	160	20	180
CAP TRUNK			2		0	
DGTL TK UNIT			1	12		1
LLN/LI/SM/NM			4	48		12
LSR/LTS/v/v				0		48
LSH/v/v/L32				44		0
TSC/v/TSS/MP				1024		44
TLN/v/L64						1024
TOT FR/SHL			7	7	0	0
REUSE FR/SHL			7	15	0	0
GROSS ADDNS			770		0	0
EXT JOB DESC			E-CTDIP/T-ST	ATICS		1 DCT
%CTDIP			16.78	16.78	16.78	16.78

JOB CAT.

T

M

G

T

REPORT: PARTB

PAGE: 2 OF 3  
 BUILDING: MIAMI MIAMI SHORES  
 ENT CUT: 08/31/74

ENTITY: MIAMFLSH75E  
 ENT TERM: 08/29/97

LSDF SYSTEM  
 GRAPHIC PART B VERSION 1.00  
 DATABASE: LIVE

DATE: 12/02/91  
 TIME: 14:27:36  
 CHART NO.: 19.1  
 EQ TYPE: IAES

JOB/ADJ/AT	PMA2164	PMA2164	PMA0320	PMA4835	PMA3422	1995AT1
EVENT_NUM	EVT2	EVT3	EVT1	EVT1	EVT1	EVT1
EVENT_DATE	07/29/90	09/30/90	10/27/91	06/14/92	02/28/93	08/29/97
RDYSD/TDATE	09/30/90	09/30/90	10/27/91	06/14/92	02/28/93	08/29/97
REQSD	07/29/90	07/29/90	10/27/91	06/14/92	02/28/93	**/**/**
CAP EXH.	**/**/**	**/**/**	**/**/**	**/**/**	**/**/**	**/**/**
SHIP DATE	03/24/90	03/24/90	04/20/91	05/01/92	11/07/92	**/**/**
JOB DESC.	ONA	P/SIMS	GEN	FEATURES	TRKS	ITRA
NAL TRANS						-36700
TRANS ENT						MIAMFLSHDSO
LSEI	SCP	SCP	SCP	SCP	SCP	
NAL CAP SE						
TC	1300	43000	43000	43000	43000	43000
LNS		49600	49600	49600	49600	49600
NOS	-100	38500	38500	38500	38500	38500
ML		40600	40600	40600	40600	40600
CNTRX CAP		38500	38500	38500	38500	38500
INST. NOS		2900	2900	2900	2900	2900
UAV ASSGN	111	60000	60000	60000	60000	60000
%FNOS	84.94	12182	12182	12182	12182	12182
INST. LNS		84.94	84.95	84.95	84.95	84.95
UAV ASSGN		49152	49152	49152	49152	49152
%TOTAL FILL	80.50	1329	1329	1329	1329	1329
LNCAP IN LNS		80.50	79.40	79.40	79.40	79.40
SIZING DATE	03/10/89	38500	38500	38500	38500	38500
NDO DUE	05/19/89	03/10/89	03/14/89	11/25/91	08/07/90	08/07/90
TELCO DUE	09/23/89	05/19/89	06/16/90	12/13/91	01/04/92	01/04/92
TURNOVER	07/29/90	09/23/89	10/13/90	04/10/92	05/09/92	05/09/92
GENERIC SVC		09/30/90	10/27/91	06/14/92	02/28/93	02/28/93
GENERIC	1AE10.09	1AE10.09	1AE11	1AE11	1AE11	1AE11
CONC RATIO	4:1	4:1	4:1	4:1	4:1	4:1
ENG LSF						
ENG CCS/NAL	3.28	3.28	3.27	3.27	3.27	3.27
DESIGN BS						
MRAJ	0.00	0.00	83.84	0.00	24.90	24.90
PROCESSOR	-3500	73500	73500	73500	73500	73500
CAP TRUNK		180	180	220	220	260
DGTL TK UNIT	0	0	40	2	40	1
LLN/LT/SM/NM		12	12	12	12	12
LSR/LTS/4/		48	48	48	48	48
LSH/4/L32		0	0	0	0	0
TSC/4/TSS/NP		44	44	48	48	48
TLN/4/L64		1024	1024	1024	1024	1024
TOT FR/SHL	1	1	4	0	0	0
REUSE FR/SHL	1	1	4	0	0	0
GROSS ADDMS	150	150	350	0	150	150
EXT JOB DESC	MEMCALL/100%	MEMCALL/100%	2 DCT/1 TLN	FEATURES		
%CTDIP	16.78	16.78	17.75	17.75	17.75	17.75

JOB CAT. T M C M T

REPORT: PARTB

PAGE: 3 OF 3  
 BUILDING: MIAM MIAMI SHORES  
 ENT CUT: 08/31/74

ENTITY: MIAMFLSH75E  
 ENT TERM: 08/29/97

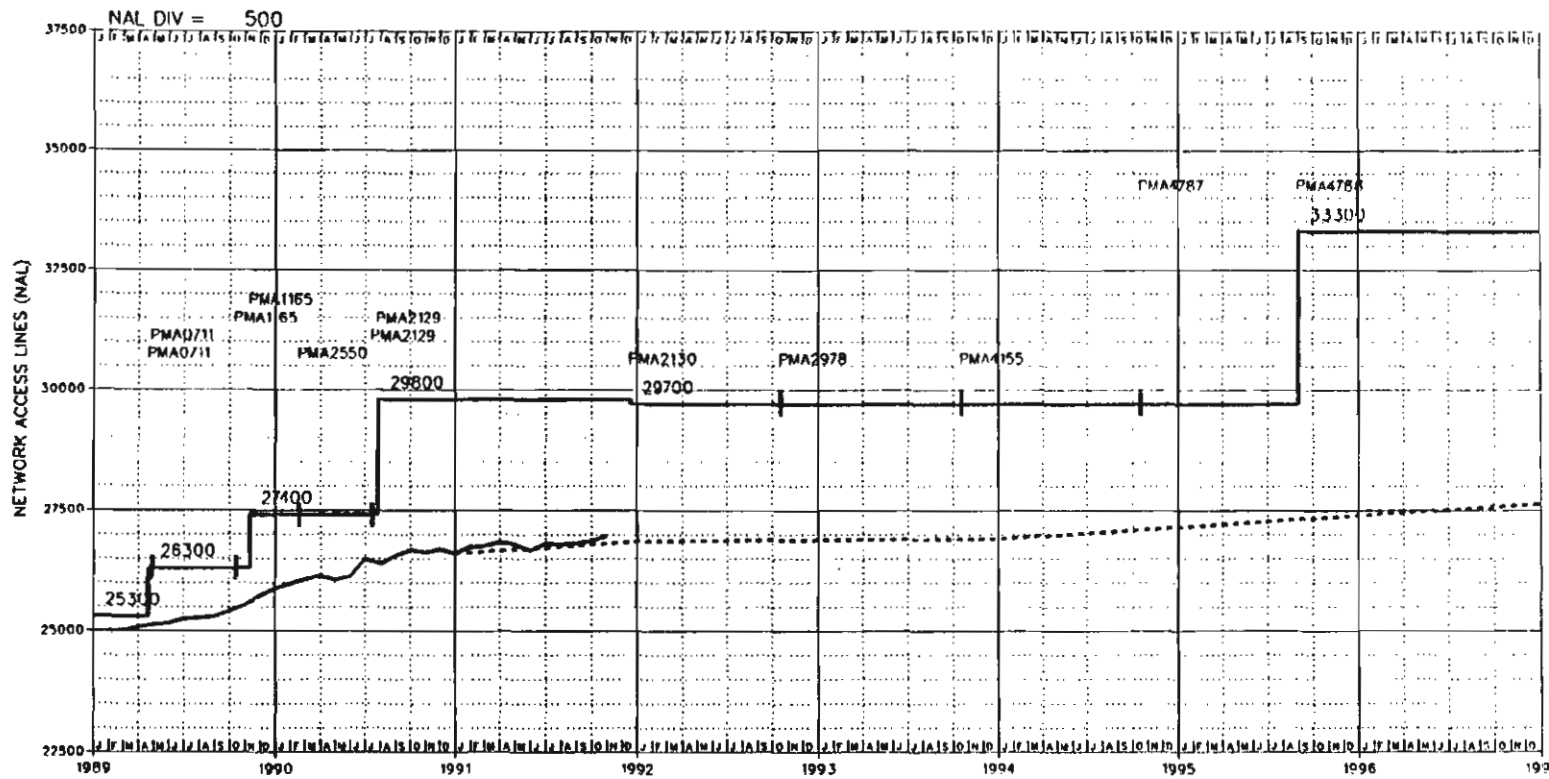
LSDF SYSTEM  
 GRAPHIC PART B VERSION 1.00  
 DATABASE: LIVE

DATE: 12/02/91  
 TIME: 14:27:36  
 CHART NO.: 19.1  
 EQ TYPE: 1AES

JOB/ADJ/AT PMA3826  
 EVENT\_NUM EVT1  
 EVENT\_DATE 08/29/97  
 RDYSD/TDATE 08/29/97  
 REQSD 08/29/97  
 CAP EXH. \*\*/\*\*/\*\*  
 SHIP DATE \*\*/\*\*/\*\*  
 JOB DESC. DISP  
 NAL TRANS  
 TRANS ENT  
 LSEI  
 NAL CAP SE -43000 0  
 TC -49600 0  
 LNS -38500 0  
 NOS -40600 0  
 ML -38500 0  
 CNTRX CAP -2900 0  
 INST. NOS -60000 0  
 UAV ASSGN -12182 0  
 %FNOS  
 INST. LNS -49152 0  
 UAV ASSGN -1329 0  
 %TOTAL FILL  
 LNCAP IN LNS -38500 0  
 SIZING DATE  
 NDO DUE  
 TELCO DUE  
 TURNOVER  
 GENERIC SVC  
 GENERIC 1AES  
 CONC RATIO  
 ENG LSF  
 ENG CCS/NAL  
 DESIGN BS  
 MRAJ 0.00  
 PROCESSOR -73500 0  
 CAP TRUNK -260 0  
 DGTL TK UNIT 0  
 LLN/LT/SM/NM -12 0  
 LSR/LTS/L/L -48 0  
 LSH/L/L/L32 0  
 TSC/L/TSS/NP -48 0  
 TLN/L/L/L64 -1024 0  
 TOT FR/SHL 0  
 REUSE FR/SHL 0  
 GROSS ADDNS 0  
 EXT JOB DESC  
 %CTDIP 0.00

JOB CAT. 0





NOTES:

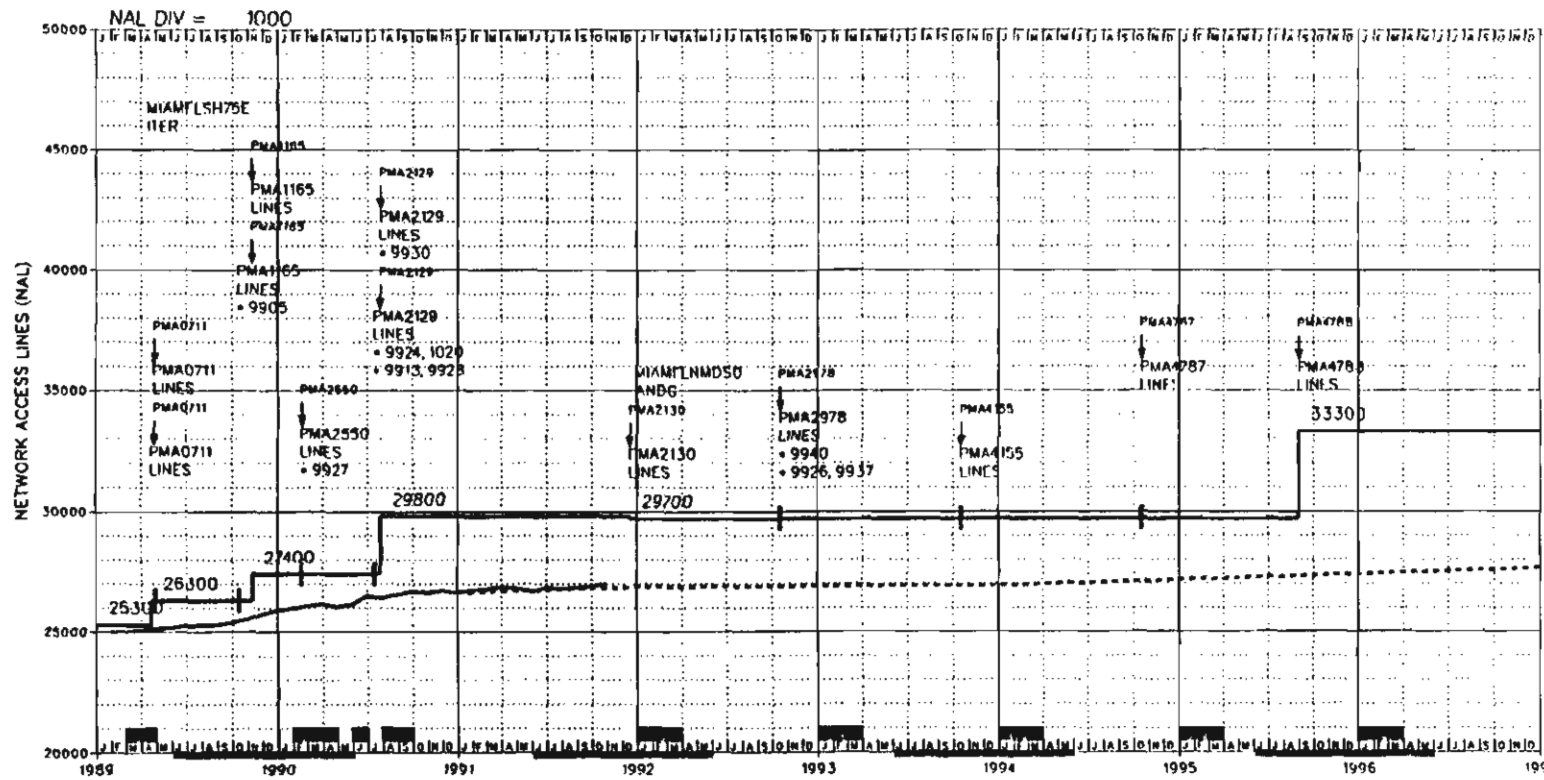
REASON FOR REISSUE:

DATE OF ISSUE: 11/25/91  
 EXCHANGE: MIAMI  
 DATABASE: LIVE

YEAR	1989	1990	1991	1992	1993	1994	1995	1996
NAI/GAIN	24938   936	25874   729	26603   254	26857   30	26887   20	26907   240	27147   240	27387   240
NAI/LN RATIO								

BUILDING: MIAMFLNM STATE: FL  
 LATA: SOE1/460  
 COMPANY: SBEL AREA: SBFS  
 DIVISION: SFNO DISTRICT: MTRO  
 EXHAUST: \*\*/\*\*/\*\*

BUILDING: MIAMFLNM CHART: 20.0



- NOTES:
- 1020 JOB TIMED FOR ENHANCED CORE
  - 9905 TOUCHSTAR PHASE I
  - 9913 SUPERNODE PROCESSOR
  - 9924 TOUCHSTAR PHASE II
  - 9926 CCS ACCESS CAPABILITY
  - 9927 ADVANCED TOLL INTEGRITY CHECKING SYSTEM
  - 9928 QNA REQUIREMENTS
  - 9930 CALLER ID (CLID & CND)
  - 9937 CARRIER IDENT. CODE (CIC) EXPAN. (FG R)
  - 9940 CALL FWD-DONT-ANSWER AFTER CALL WAITING

REASON FOR REISSUE:  
 1836 1360 NE 127 ST. OBH  
 1530-1600

DATE OF ISSUE: 11/25/91  
 EXCHANGE MIAMI  
 DATABASE: LIVE  
 EO TYPE: D100  
 NXX:  
 891 892 893 895 899

BUILDING MIAMFLNMDSO STAFF: FI.  
 LATA SOET/460  
 COMPANY: SBEL AREA: SBFS  
 DIVISION: SFNO DISTRICT: MTRD  
 EXHAUST: \*\*/\*\*/\*\*  
 CONTACT: BSGAIERMAN  
 NUMBER: CYHADLEY  
 EO ENGINEER: CBSLAUGHTER

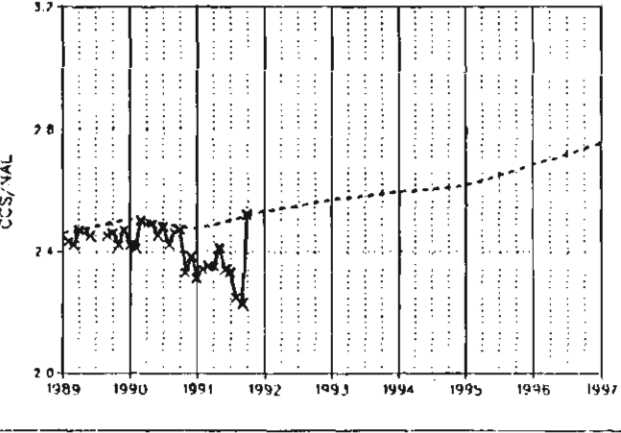
E. A. DATE: 12/05/87  
 DIR CLOSE: 05/14/92  
 DIR DELIVER: 09/11/92  
 NAL FCST: 06/15/91  
 CCS FCST: 05/01/89  
 ENTITY CUT: 11/07/87  
 ENTITY TERM: 12/31/99  
 LATEST NAL: 26966  
 SWITCH HOST

ENTITY: MIAMFLNMDSO  
 CHART: 20.0

YEAR	1989	1990	1991	1992	1993	1994	1995	1996	1997
NAL	24938 (A)	25874 (A)	26603 (A)	26857 (F)	26887 (F)	26907 (F)	27147 (F)	27387 (F)	27827 (F)
LINES	24938	25874	26603	26857	26887	26907	27147	27387	27827
CCS/NAL	2.46	2.51	2.47	2.53	2.57	2.60	2.62	2.69	2.76
CCS STATUS	A	A	A						

NAL/LN RATIO	1.00000	1.00000	1.00000	1.00000	1.00000	1.00000	1.00000	1.00000	1.00000
SVC.	1989	1990	1991	JOBNUM					
DTS	[Grid]			PMA0711	RDYSD	REOSD	SHIP		
IML	[Grid]			PMA0711	04/27/89	04/28/89	03/20/89		
%IFFM	[Grid]			PMA1165	04/28/89	04/28/89	01/21/89		
	[Grid]			PMA1165	10/13/89	11/10/89	08/18/89		
	[Grid]			PMA1165	11/10/89	11/10/89	08/18/89		
	[Grid]			PMA2550	02/18/90	02/18/90	11/25/89		
	[Grid]			PMA2129	01/15/90	01/21/90	03/30/90		
	[Grid]			PMA2129	01/27/90	01/27/90	03/30/90		
	[Grid]			PMA2130	12/18/91	12/18/91	07/12/91		



REPORT: PART B  
 PAGE: 1 OF 3  
 BUILDING: MIAM N. MIAMI  
 ENT CUT: 11/07/87

ENTITY: MIAMFLNMDSO  
 ENT TERM: 12/31/99

LSDP SYSTEM  
 GRAPHIC PART B VERSION 1.00  
 DATABASE: LIVE

DATE: 11/25/91  
 TIME: 19:54:41  
 CHART NO.: 20.0  
 EO TYPE: 0100

JOB/AOJ/AT 1989AT1  
 EVENT-NUM  
 EVENT-DATE 04/16/89  
 ROYSD/TOATE 04/16/89  
 REOSD \*\*/\*\*/\*\*  
 CAP EXH. \*\*/\*\*/\*\*  
 SHIP DATE \*\*/\*\*/\*\*  
 JOB DESC. 11ER  
 NAL TRANS 90  
 TRANS ENT MIAMFLSH75E

PMA0711  
 EVT1  
 04/21/89  
 04/28/89  
 04/28/89  
 \*\*/\*\*/\*\*  
 03/20/89  
 ADVANCE COMPLETE

PMA0711  
 EVT2  
 04/28/89  
 04/28/89  
 04/28/89  
 \*\*/\*\*/\*\*  
 01/21/89  
 TKS

PMA1165  
 EVT1  
 10/13/89  
 11/10/89  
 11/10/89  
 \*\*/\*\*/\*\*  
 08/18/89  
 TOUCHSTAR

PMA1165  
 EVT2  
 11/10/89  
 11/10/89  
 11/10/89  
 \*\*/\*\*/\*\*  
 08/18/89  
 GA

PMA2550  
 EVT1  
 02/18/90  
 02/18/90  
 02/18/90  
 \*\*/\*\*/\*\*  
 11/25/89  
 ATICS

LSEI  
 NAL CAP SE  
 TC  
 LNS  
 NOS  
 ML  
 CNTRX CAP  
 INST. NOS  
 URY ASSGN  
 %FNOS  
 INST. LNS  
 URY ASSGN  
 %TOTAL FILL  
 LNCAP IN LNS  
 SIZING DATE  
 NOD DUE  
 TELCO DUE  
 TURNOVER  
 GENERIC SVC  
 GENERIC  
 CONC RATIO  
 ENG LSF  
 ENG CCS/NAL  
 DESIGN BS  
 HRAJ  
 PROCESSOR  
 CAP TRUNK  
 DGTL TK UNIT  
 LLN/LI/SM/NM  
 LSR/LTS/\*/\*  
 LSH/\*/\*L32  
 TSC/\*/\*TSS/NP  
 TLN/\*/\*L64  
 TOT FR5/SHL  
 REUSE FR/SHL  
 GROSS ADDNS  
 EXT JOB DESC  
 %CTOIP

NTW  
 17790 53490  
 17790 53490  
 1000 26300  
 8500 41400  
 1000 26300  
 1000 1000  
 10000 50000  
 1292 1292  
 85.00  
 2112 31552  
 528 970  
 86.14  
 1000 26300  
 02/20/89  
 03/26/88  
 07/23/88  
 04/30/89  
 BCS-25  
 3  
 2.46  
 0.00  
 40600  
 120  
 0  
 5  
 46  
 0  
 -11 260  
 460  
 1  
 0  
 65  
 SM/URBAN  
 9.50

NTW  
 53490  
 53490  
 26300  
 41400  
 26300  
 1000  
 50000  
 1292  
 85.00  
 31552  
 970  
 86.14  
 26300  
 02/24/88  
 03/26/88  
 07/23/88  
 04/28/89  
 BCS-25  
 3  
 2.46  
 21.65  
 70600  
 140  
 1  
 5  
 46  
 0  
 260  
 460  
 1  
 0  
 110  
 TRUNKS  
 9.50

NTW  
 53490  
 53490  
 26300  
 41400  
 26300  
 1000  
 50000  
 1292  
 85.00  
 31552  
 970  
 86.14  
 26300  
 03/02/88  
 01/21/89  
 05/19/89  
 11/10/89  
 BCS-28  
 3  
 2.48  
 0.00  
 70600  
 140  
 0  
 5  
 46  
 0  
 26 286  
 460  
 0  
 0  
 220  
 GENERIC/TOUC  
 9.50

NTW  
 54430  
 54430  
 27400  
 41480  
 27400  
 1000  
 50000  
 1292  
 85.00  
 32832  
 989  
 86.00  
 27400  
 05/15/89  
 06/15/89  
 05/31/89  
 11/10/89  
 BCS-28  
 3  
 2.48  
 11.70  
 70600  
 140  
 0  
 5  
 48  
 0  
 286  
 480  
 1  
 0  
 190  
 GROWTH/AN  
 9.50

NTW  
 54430  
 54430  
 27400  
 41300  
 27400  
 1000  
 50000  
 1392  
 85.00  
 32832  
 1089  
 86.30  
 27400  
 09/13/90  
 09/23/89  
 10/18/89  
 02/18/90  
 BCS-28  
 3  
 2.48  
 8.41  
 70600  
 140  
 0  
 5  
 48  
 0  
 286  
 480  
 0  
 0  
 14  
 9.50

JOB CAT.

M

T

G

A

M

REPORT: PART B  
 PAGE: 2 OF 3  
 BUILDING: MIAM N. MIAMI  
 ENT CUT: 11/07/87

ENTITY: MIAMFLNMDSO  
 ENT TERM: 12/31/99

LSOF SYSTEM  
 GRAPHIC PART 8 VERSION 1.00  
 DATABASE: LIVE

DATE: 11/25/91  
 TIME: 19:54:41  
 CHART NO.: 20.0  
 EQ TYPE: 0100

JOB/ADJ/AT	PMA2129	PMA2129	PMA2130	AT91	PMA2978	PMA4155
EVENT-NUM	EVT1	EVT2	EVT1		EVT1	EVT1
EVENT-DATE	07/15/90	07/27/90	12/18/91	12/31/91	10/17/92	10/17/93
ROYSO/TDATE	07/27/90	07/27/90	12/18/91	12/31/91	10/17/92	10/17/93
REQSO	07/27/90	07/27/90	12/18/91	##/##/##	10/17/92	10/17/93
CAP EXH.	11/01/90	11/01/90	##/##/##	##/##/##	##/##/##	##/##/##
SHIP DATE	03/30/90	03/30/90	07/12/91	##/##/##	07/11/92	07/11/93
JOB DESC.	E-CORE	GA	TRUNKS	ANOC	GENERIC	GENERIC
NAL TRANS				MIAMFLNMDSO		
TRANS ENT						
LSEI	NTW	NTW	NTW		NTW	NTW
NAL CAP SE	10770 65200	65200	-10800 54400		54400	54400
TC	10770 65200	65200	-10800 54400		54400	54400
LNS	27400	2400 29800	-100 29700		29700	29700
NOS	41300	41300	41300		41300	41300
ML	27400	2400 29800	-100 29700		29700	29700
CNTRX CAP	1000 2000	2000	2000		2000	2000
INST. NOS	50000	50000	50000		50000	50000
UHV ASSGN	1392	1392	1392		1392	1392
%FNOS	85.00	85.00	85.00		85.00	85.00
INST. LNS	32832	2112 34944	34944		34944	34944
UHV ASSGN	1089	-528 561	561		561	561
%TOTAL FILL	86.30	86.70	86.70		86.70	86.70
LNCAP IN LNS	27400	2400 29800	-100 29700		29700	29700
SIZING DATE	08/10/89	08/10/89	02/19/90		02/19/90	03/06/91
NDD QUE	10/28/89	10/28/89	11/10/90		11/09/91	11/09/92
TELCO DUE	12/01/89	12/01/89	03/08/91		03/07/92	03/07/93
TURNOVER	07/27/90	07/27/90	12/18/91		10/17/92	10/17/93
GENERIC SVC						
GENERIC	BCS-30	BCS-30	BCS-32		BCS-34	BCS-35
CONC RATIO	3	3	3		3	3
ENG LSF						
ENG CCS/NAL	2.48	2.48	2.50		2.50	2.50
DESIGN BS						
MRAJ	0.00	61.17	1129.49		0.00	0.00
PROCESSOR	70600	70600	70600		70600	70600
CAP TRUNK	140	140	160		160	160
DCTL TK UNIT	0	0	1		0	0
LLN/LT/SM/NM	5	5	5		5	5
LSR/LTS/##	48	48	48		48	48
LSH/##/L32	0	0	0		0	0
TSC/##/TSS/NP	33 319	319	-7 312		312	312
TLN/##/LG4	480	480	480		480	480
TOT FR/SHL	0	1	0		0	0
REUSE FR/SHL	0	0	0		0	0
GROSS ADDNS	S90	0	180		30	190
EXT JOB DESC	E-CORE/GEN-T	SMU	OTC/GENE		GENERIC/CCST	LCP/160
%CTDIP	9.50	9.50	9.50		9.50	9.50

JOB CAT. P A T G G

REPORT: PARTB  
 PAGE: 3 OF 3  
 BUILDING: MIAM N. MIAMI  
 ENT CUT: 11/07/87

ENTITY: MIAMFLNMDSO  
 ENT TERM: 12/31/99

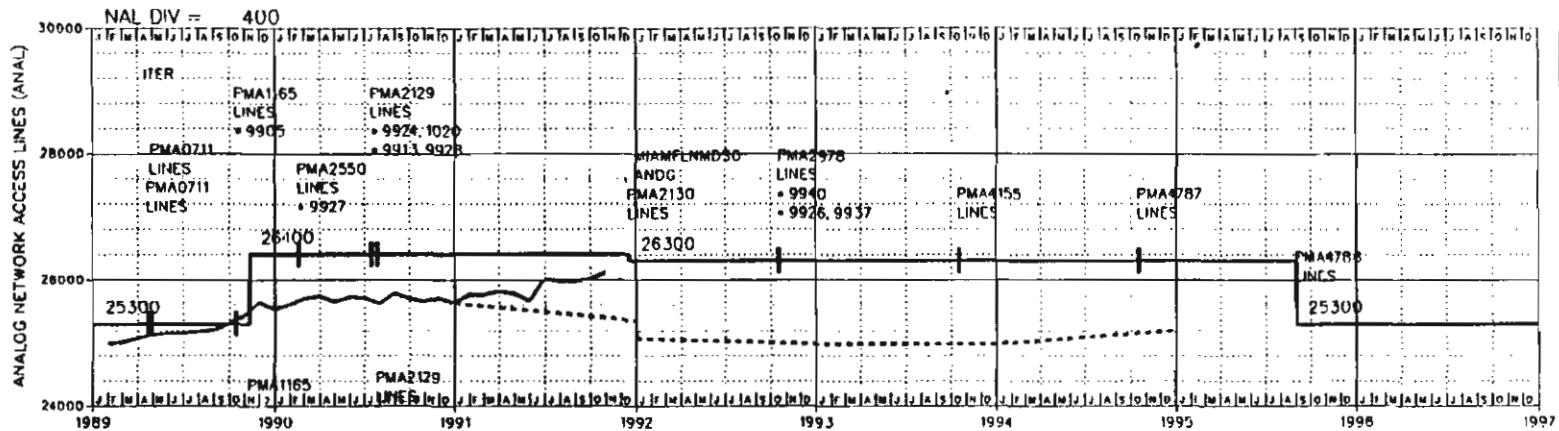
LSDF SYSTEM  
 GRAPHIC PART B VERSION 1.00  
 DATABASE: LIVE

DATE: 11/25/91  
 TIME: 19:54:41  
 CHART NO.: 20.0  
 EQ TYPE: 0100

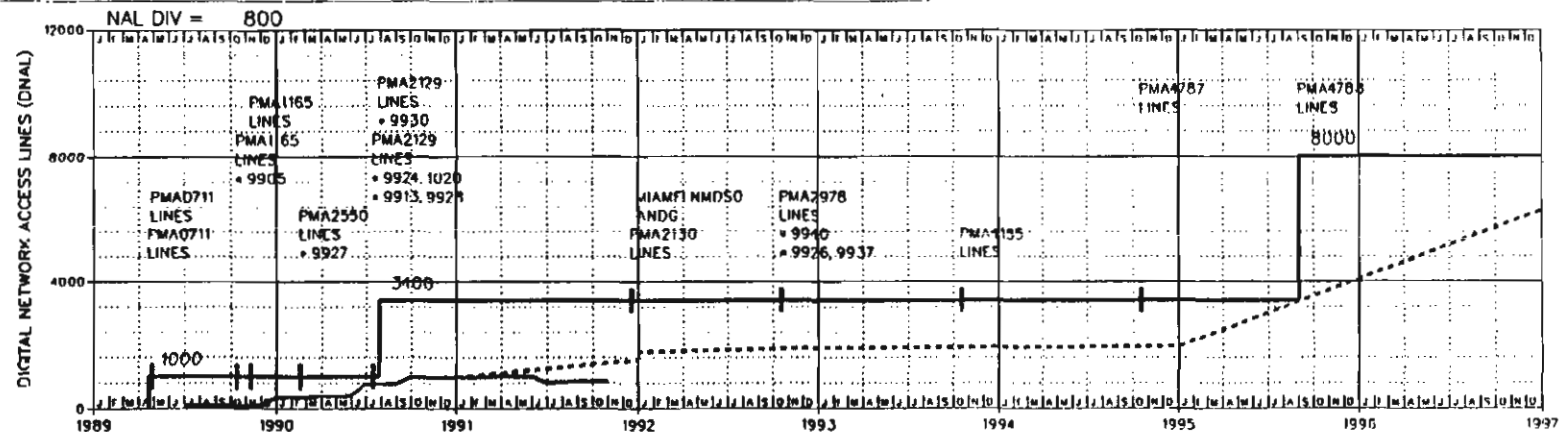
JOB/ADJ/AT	PMA4787	PMA4788	NMEND
EVENT-NUM	EVT1	EVT1	EVT1
EVENT-DATE	10/17/94	09/01/95	12/01/99
RDYSB/TOATE	10/17/94	09/01/95	12/01/99
REOSD	10/17/94	09/01/95	12/01/99
CAP EXH.	###/###/###	###/###/###	###/###/###
SHIP DATE	07/11/94	04/01/95	07/05/99
JOB DESC.	GENERIC	DIG GROWTH	GA
NAL TRANS			
TRANS ENT			
LSET	NTW	NTW	NTW
NAL CAP SE	54400	54400	54400
TC	54400	2900	57300
LNS	29700	3600	33300
NOS	41300		41300
ML	29700	3600	33300
CNTRX CAP	2000	2000	2000
INST. NOS	50000	50000	50000
URV ASSGN	1392	1392	1392
%FNOS	85.00	80.00	80.00
INST. LNS	34944	5056	40000
URV ASSGN	561	-119	442
%TOTAL FILL	86.70	84.37	67.90
LNCAP IN LNS	29700	4600	-1000
SIZING DATE	03/06/91	02/04/91	08/16/90
NDD DUE	11/09/93	07/22/94	10/24/98
TELCO DUE	03/07/94	11/18/94	02/22/99
TURNOVER	10/17/94	09/01/95	12/01/99
GENERIC SVC			
GENERIC	BCS-36	BCS-37	BCS-40
CONC RATIO	3	3	3
ENG LSF			
ENG CCS/NAL	2.50	2.58	2.58
DESIGN BS			
MRAJ	0.00	50.99	0.00
PROCESSOR	70600	70600	70600
CAP TRUNK	160	160	160
OCTL TK UNIT 0			
LLN/LT/SM/NM	5	0	-1
LSR/LTS/##/##	48	1	6
LSH/##/##/L32	0	48	-2
TSC/##/##/NP	312	0	46
TLN/##/##/L64	480	48	360
TOT FRS/SHL	0	480	-51
REUSE FR/SHL	0	2	-20
GROSS ADDNS	30	0	460
EXT JOB DESC		400	400
%CTDIP	9.50	9.50	9.50
			END JOB

JOB CAT. C

A



YEAR	1989	1990	1991	1992	1993	1994	1995	1996	1997
NAL	24938 (A)	25530 (A)	25629 (A)	25073 (F)	24987 (F)	24985 (F)	25202 (F)	23311 (F)	21357 (F)
ANLG LNS	24938	25530	25629	25073	24987	24985	25202	23317	21357
CCS/NAL	2.46	2.49	2.46	2.49	2.52	2.55	2.57	2.59	2.61
CCS ACTUAL	A	A	A						
NAL/LN RATIO	1.00000	1.00000	1.00000	1.00000	1.00000	1.00000	1.00000	0.99974	1.00000



YEAR	1989	1990	1991	1992	1993	1994	1995	1996	1997
NAL	0	344 (A)	974 (A)	1784 (F)	1900 (F)	1922 (F)	1945 (F)	4076 (F)	6270 (F)
DNAL CCS/NAL		3.83	2.83	3.13	3.16	3.19	3.21	3.23	3.25
CCS ACTUAL	A	A	A						
SLC SYS	0	0	0	0	0	0	0	0	0
LIBRAN SYS	1	4	5	5	5	5	10	15	15
NAL/LN RATIO		1.00000	1.00000	1.00000	1.00000	1.00000	1.00000	1.00147	1.00000

NOTES:  
 1020 JOB TIMED FOR ENHANCED CORE  
 9905 TOUCHSTAR PHASE I  
 9913 SUPERNODE PROCESSOR  
 9924 TOUCHSTAR PHASE II  
 9926 CCS ACCESS CAPABILITY  
 9927 ADVANCED TOLL INTEGRITY CHECKING SYSTEM  
 9928 ONA REQUIREMENTS  
 9930 CALLED ID (CLID) & CND)  
 9937 CARRIER IDENT. CONF (CIC) EXPAN. (FG B)  
 9940 CAL FWD-NON-T-ANSWER AFTER CALL WAITING

REASON FOR REISSUE:  
 1836 1360 NE 127 ST. OBH  
 1530-1600

DATE OF ISSUE: 11/25/91  
 EXCHANGE: MIAMI  
 DATABASE: LIVF  
 EO TYPE: D100

ANALOG

BUILDING: MIAM N. MIAMI  
 SWITCH HOST  
 FCSI DATE: 06/15/91  
 LATEST ANAL: 26111  
 CONTACT: BSGATFRMAN  
 CONTACT NO.: CYHADLEY  
 EQUIP ENGR: CBSLAUGHTER

DIGITAL

OLCFST DATE: 08/15/90  
 LATEST DNAL: 855  
 LATEST SLC: 0  
 LATEST URBN: 4  
 LATEST 0117: 0

ENTITY: MIAMI-LNMD50  
 CHART: 20.0



REPORT: PART B  
 PAGE: 2 OF 3  
 BUILDING: MIAM N. MIAMI  
 ENT CUT: 11/07/87

ENTITY: MIAMFLNMDSO  
 ENT TERM: 12/31/99

LSDF SYSTEM  
 DIGITAL PART B VERSION 1.00  
 DATABASE: LIVE

DATE: 11/25/91  
 TIME: 19:54:41  
 CHART NO.: 20.0  
 EQ TYPE: 0100

JOB/ADJ/AT	PMA2129	PMA2129	PMA2130	AT91	PMA2978	PMA4155
EVENT-NUM	EVT1	EVT2	EVT1		EVT1	EVT1
EVENT-DATE	07/15/90	07/27/90	12/18/91	12/31/91	10/17/92	10/17/93
ROYSO/TOATE	07/27/90	07/27/90	12/18/91	12/31/91	10/17/92	10/17/93
REQSD	07/27/90	07/27/90	12/18/91	**/**/**	10/17/92	10/17/93
CAP EXH.	11/01/90	11/01/90	**/**/**	**/**/**	**/**/**	**/**/**
SHIP DATE	03/30/90	03/30/90	07/12/91	**/**/**	07/11/92	07/11/93
JOB DESC.	E-CORE	GA	TRUNKS	RNOG	GENERIC	GENERIC
TRANS ENT				MIAMFLNMDSO		

ANALOG SECTION -----

NAL TRANS						
NAL CAP TC	-1200	48700	48700	-2900	45800	-300
LNS		26400	26400	-100	26300	45800
ML		26400	26400	-100	26300	26300
LINE UNITS		48	48		48	48
INST. LNS		30720	30720		30720	30720
URV ASSGN		561	561		561	561
ZFILL	87.20		87.20	87.20		87.20
DLNCAP LNS		26400	26400	-100	26300	87.20
RENG CCS NAL	2.48		2.48	2.50		2.50
ANLG DEF LNS						0
ISON CAP TC		0	0		0	0
ISON CAP LNS		0	0		0	0
ISON CAP ML		0	0		0	0
ISON LN MOD		0	0		0	0
ISON INS LNS		0	0		0	0
ISON URV LNS		0	0		0	0
ISON ZFILL						0
ISON ENG CCS						

DIGITAL SECTION -----

NAL TRANS						
NAL CAP TC	11970	16500	16500	-7900	8600	300
LNS		1000	2400	3400	3400	8600
ML		1000	2400	3400	3400	3400
LINE UNITS		2	2	2	2	2
INST. LNS		2112	2112	4224	4224	4224
URV ASSGN		528	-528	0	0	4224
ZFILL	63.10		80.50			0
DLNCAP LNS		1000	2400	3400	3400	80.50
OENG CCS NAL	2.48		2.48	2.50		2.50
CAP SLC SYS		0	0	0	0	0
ENG SLC MO 1		0	0	0	0	0
ENG SLC MO 2		0	0	0	0	0
DEF SLC SYS		0	0	0	0	0
CAP URBN SYS		4	4	8	8	8
DEF URBN SYS		0	0	0	0	0
CAP DMS112		0	0	0	0	0
SLC DLU		0	0	0	0	0
URBAN DLU	1	2	2	2	2	2



REPORT: PART B

PAGE: 3 OF 3

BUILDING: MIAM N. MIAMI

ENT CUT: 11/07/87

ENTITY: MIAMFLNMDSO

ENT TERM: 12/31/99

LSDP SYSTEM

DIGITAL PART A VERSION 1.00

DATABASE: LIVE

DATE: 11/25/91

TIME: 19:54:41

CHART NO.: 20.0

EQ TYPE: 0100

JOB/ADJ/AT PMA4787  
EVENT-NUM EVT1  
EVENT-DATE 10/17/94  
ROTSO/10DATE 10/17/94  
REQSD 10/17/94

PMA4788  
EVT1  
09/01/95  
09/01/95  
09/01/95

NMEND  
EVT1  
12/01/99  
12/01/99  
12/01/99

CAP EXH. \*\*/\*\*/\*\*  
SHIP DATE 07/11/94  
JOB DESC. GENERIC  
TRANS ENT

\*\*/\*\*/\*\*  
04/01/95  
OIG GROWTH

\*\*/\*\*/\*\*  
07/05/99  
GA

ANALOG SECTION -----

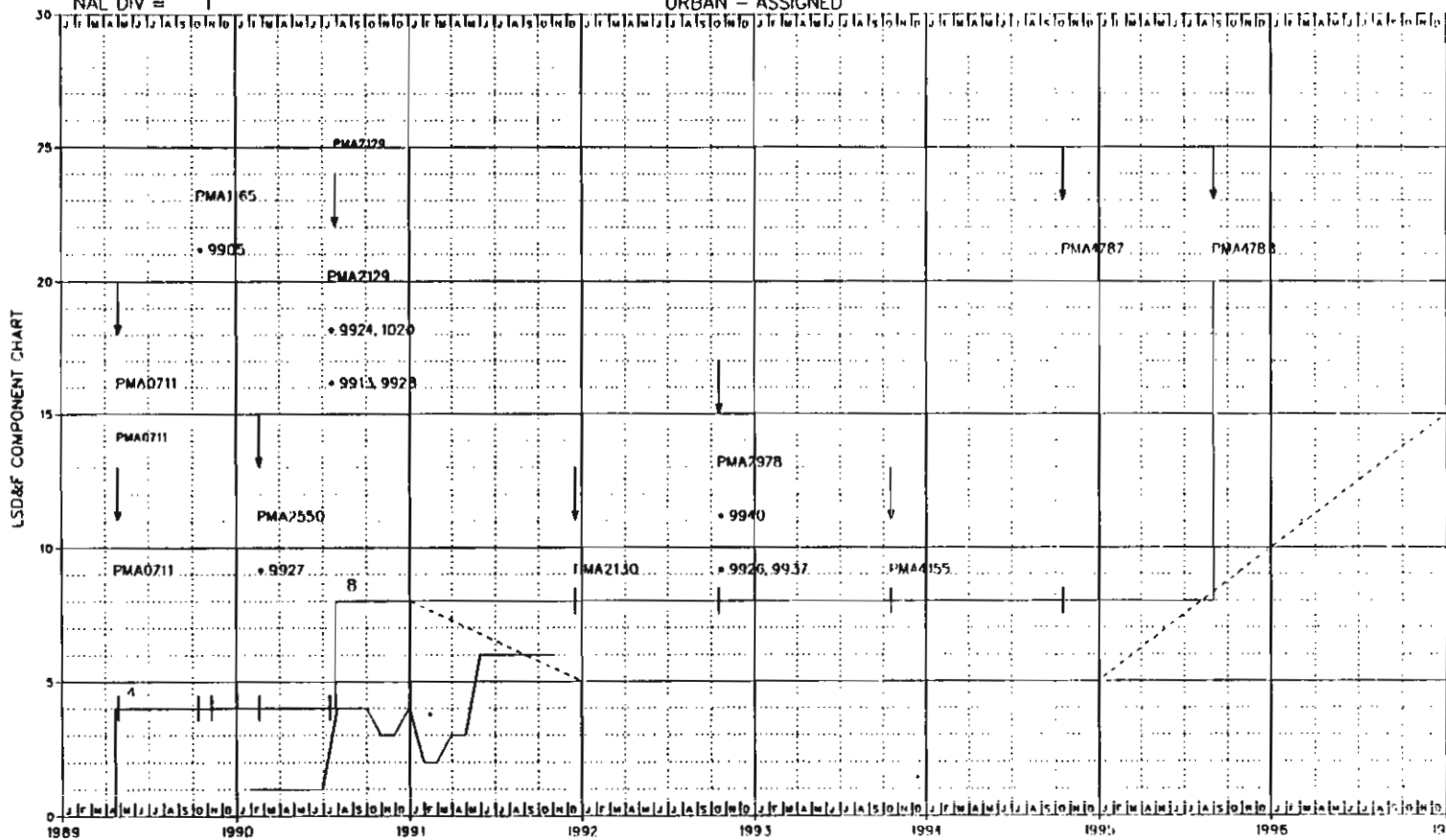
NAL TRANS					
NAL CAP TC	45800	2900	48700		48700
LNS	26300	-1000	25300		25300
ML	26300	-1000	25300		25300
LINE UNITS	48		48		46
INST. LNS	30720	-1280	29440	2560	32000
URV ASSGN	561	-119	442		442
%FILL	87.20	87.50		87.50	
DLNCRP LNS	26300		26300	-1000	25300
DENG CCS NAL	2.50	2.52		2.58	
ANLG DEF LNS					0
ISON CAP TC	0		0		0
ISON CAP LNS	0		0		0
ISON CAP ML	0		0		0
ISON LN MOO	0		0		0
ISON INS LNS	0		0		0
ISON URV LNS	0		0		0
ISON %FILL					
ISON ENG CCS					

DIGITAL SECTION -----

NAL TRANS					
NAL CAP TC	8600		8600		8600
LNS	3400	4600	8000		8000
ML	3400	4600	8000		8000
LINE UNITS	2		5		9
INST. LNS	4224	6336	10560	6864	17424
URV ASSGN	0		0		0
%FILL	80.50	75.76		45.90	
DLNCRP LNS	3400	4600	8000		8000
DENG CCS NAL	2.50	2.58		2.58	
CAP SLC SYS	0		0		0
ENG SLC MO 1	0		0		0
ENG SLC MO 2	0		0		0
DEF SLC SYS	0		0		0
CAP URBN SYS	0	12	20	-20	0
DEF URBN SYS	0		0		0
CAP DMS112	0		0		0
SLC OLU	0		0		0
URBAN OLU	2	3	5		

NAL DIV = 1

URBAN - ASSIGNED



NOTES:  
 1020 JOB TIMED FOR ENHANCED CORE  
 9905 TOUCHSTAR PHASE I  
 9913 SUPERNODE PROCESSOR  
 9924 TOUCHSTAR PHASE II  
 9926 CCS ACCESS CAPABILITY  
 9927 ADVANCED TOLL INTEGRITY CHECKING SYSTEM  
 9928 ONA REQUIREMENTS  
 9930 CALLER ID (CLID & CND)  
 9937 CARRIER IDENT. CONF (CIC) EXPAN. (FG B)  
 9940 CALL FWD-DONT-ANSWER AFTER CALL WAITING

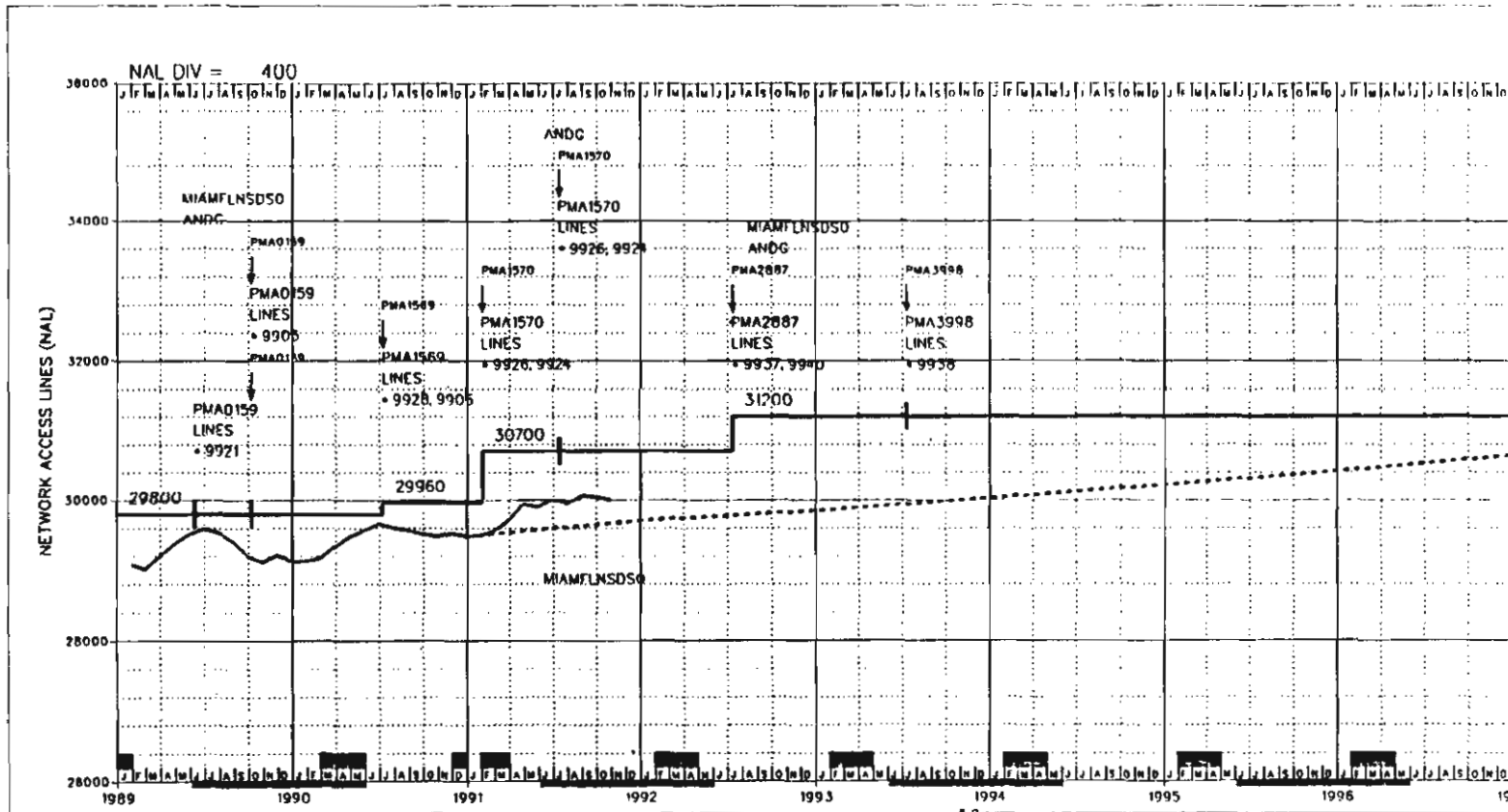
REASON FOR REISSUE:  
 1836 1360 NE 127 ST. OBH  
 1530-1600

DATE OF ISSUE: 11/25/91  
 EXCHANGE: MIAMI  
 DATABASE: LIVE  
 EO TYPE: D100  
 NXX: 891 892 893 895 899

BUILDING: MIAMI NM STAFF: FI  
 LATA: SOFT/480  
 COMPANY: SBEL AREA: SBFS  
 DIVISION: SFNO DISTRICT: NTR0  
 EXHAUST: \*\*/\*\*/\*\*  
 CONTACT: BSCATFMAN  
 NUMBER: CYNIAOLEY

YEAR	1989	1990	1991	1992	1993	1994	1995	1996
DEMAND/GAIN			8 (A) -3	5 (F) 0	5 (F) 0	5 (F) 0	5 (F) 5	10 (F) 5

ENTITY: MIAMI LNMJ50  
 CHART: 20.0



NOTES:  
 9905 TOUCHSTAR PHASE I  
 9921 RINGMASTER  
 9924 TOUCHSTAR PHASE II  
 9926 CCS ACCESS CAPABILITY  
 9928 ONA REQUIREMENTS  
 9937 CARRIER IDENT. CODC.  
 (CIC) EXPAN. (TG B)  
 9938 ISDN PRIMARY RATE  
 INTERFACE (PRI)  
 9940 CALL FWD-DONT-ANSWER  
 AFTER CALL WAITING  
 NO (ZERO) INTEGRATED  
 LINES FORECASTED.

REASON FOR REISSUE:  
 1829 2615 NW 79 ST. ORH  
 2000-2100

DATE OF ISSUE: 11/25/91  
 EXCHANGE: MIAMI  
 DATABASE: LIVF  
 EQ TYPE: SES  
 NXX:  
 322S 342S 691 693 694 696  
 83S 836 951S

BUILDING: MIAMI NS STAT: F1  
 LATA: SOE1460  
 COMPANY: SBEL AREA: SBIS  
 DIVISION: SFNO DISTRICT: NDAD  
 EXHAUST: \*\*/\*\*/\*\*  
 CONTACT: BSGATERMAN  
 NUMBER: BJBENCI  
 EQ ENGINEER: RJIOTIA

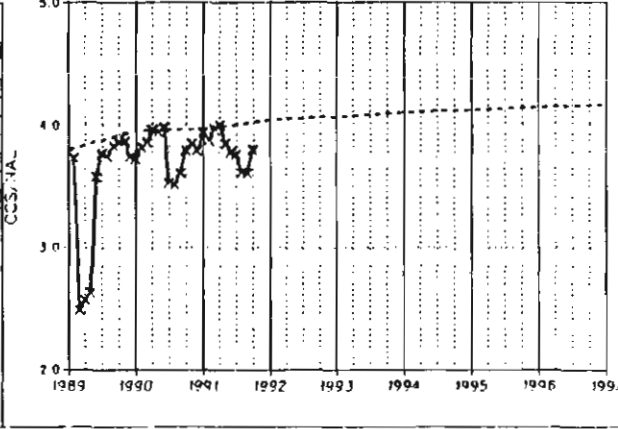
E. A. DATE: 08/01/87  
 DIR CLOSE: 05/14/92  
 DIR DELIVER: 09/11/92  
 NAL FCST: 06/15/91  
 CCS FCST: 08/01/90  
 ENTITY CUT: 07/18/87  
 ENTITY TERM: 01/01/99  
 LATEST NAL: 29998  
 SWITCH HOST:

ENTITY: MIAMI LNSD50  
 CHART: 21.0

YEAR	1989	1990	1991	1992	1993	1994	1995	1996	1997
NAL	29084 (A)	29122 (A)	29482 (A)	29706 (F)	29847 (F)	30030 (F)	30215 (F)	30414 (F)	30641 (F)
LINES	29084	29122	29482	29706	29847	30030	30215	30414	30641
CCS/IAL	3.80	3.96	3.97	4.05	4.07	4.10	4.12	4.14	4.17
CCS STATUS	A	A	A						
NAL/LN RATIO	1.00000	1.00000	1.00000	1.00000	1.00000	1.00000	1.00000	1.00000	1.00000

SVC.	1989	1990	1991	JOBNUM	RDYSD	REQSD	SHIP
DTS				PMA0159	08/11/89	10/08/89	04/01/89
				PMA0159	10/08/89	10/08/89	04/08/89
				PMA1569	07/08/90	07/08/90	03/17/90
				PMA1570	02/03/91	02/03/91	01/05/91
				PMA1570	07/14/91	07/14/91	03/15/91
				PMA2887	07/12/92	07/12/92	03/01/92
				PMA3998	07/11/93	07/11/93	03/20/93
%IFFM				PMSJ081	12/06/97	12/06/97	08/15/97



REPORT: PARTB  
 PAGE: 1 OF 2  
 BUILDING: MIAM NORTHSIDE  
 ENT CUT: 07/18/87

ENTITY: MIAMFLNSOSO  
 ENT TERM: 01/01/99

LSOF SYSTEM  
 GRAPHIC PART B VERSION 1.00  
 DATABASE: LIVE

DATE: 11/25/91  
 TIME: 19:54:41  
 CHART NO.: 21.0  
 EQ TYPE: SFS

JOB/ROJ/AT	AT1989	PMA0159	PMA0159	PMA1569	PMA1570	AT1991
EVENT-NUM		EVT1	EVT2	EVT1	EVT1	
EVENT-DATE	05/19/89	06/11/89	10/08/89	07/08/90	02/03/91	06/14/91
ROYSO/TOATE	05/19/89	10/08/89	10/08/89	07/08/90	07/14/91	06/14/91
REOSO	**/**/**	10/08/89	10/08/89	07/08/90	02/03/91	**/**/**
CAP EXH.	**/**/**	**/**/**	**/**/**	**/**/**	**/**/**	**/**/**
SHIP DATE	**/**/**	04/08/89	04/08/89	03/17/90	01/05/91	**/**/**
JOB DESC.	ANOG	TRKS	GENERIC	GA	GA	ANOG
NAL TRANS						
TRANS ENT	MIAMFLNSOSO					MIAMFLNSOSO
LSEI		NTW	NTW	NTW	NTW	
NAL CAP SE		6500 39900	6500 39900	-1060 38840	-440 38400	
TC		6500 39900	6500 39900	-1060 38840	-440 30400	
LNS		29800	29800	160 29960	740 30700	
NOS		50100	50100	700 50800	740 50800	
ML		29800	29800	160 29960	740 30700	
LNTRX CAP		2000	2000	200 2200		2200
INST. NOS		60000	60000	60000		60000
UAY ASSGN		1015	1015	-797 218		218
%FNUS		85.00	85.00	85.00	85.00	
INST. LNS		34560	34560	192 34752	960 35712	
UAY ASSGN		597	597	597	597	
%TOTAL FILL		87.69	87.62	87.64	87.35	
LNCRP IN LNS		29800	29800	160 29960	740 30700	
SIZING DATE		04/01/89	04/01/88	07/31/89	07/18/90	
NOD DUE		06/04/88	06/04/88	06/10/89	06/02/90	
TELCO DUE		10/01/88	10/01/88	09/23/89	09/22/90	
TURNOVER		06/11/89	10/08/89	07/08/90	02/03/91	
GENERIC SVC		SE4.2	SE5	SE5	SE5	
GENERIC		6:1	6:1	6:1	6:1	
CONC RATIO						
ENG LSF		4.80	4.80	3.83	3.98	
ENG CCS/NAL						
DESIGN BS		12.88	0.80	6.90	17.25	
MRAJ		49300 121500	121500	-14400 107100	107100	
PROCESSOR		32 200	200	200	200	
CAP TRUNK		4	0	0	0	
OGTL TK UN1Y		2 23	23	1 24	24	
LLN/LT/SM/NM						
LSR/LTS/**				0		
LSH/**/L32		13 178	178	5 103	4 187	
TSC/**/TSS/NP				0		
TLN/**/L64				1		
TOT FR5/SHL		5	0	1	0	
REUSE FR/SHL		0	0	0	0	
GROSS ADDNS		607	0	108	265	
EXT JOB DESC		DTU GDSU/32D	GENERIC/RETR	OCLU	1 OCLU	
%CTOIP		9.00	9.00	9.30	9.30	
JOB CAT.	T	G		A	A	

REPORT: PART B  
 PAGE: 2 OF 2  
 BUILDING: MIAM NORTHSIDE  
 ENT CUT: 07/18/87

ENTITY: MIAMFLNSOSO  
 ENT TERM: 01/01/99

LSDP SYSTEM  
 GRAPHIC PART B VERSION 1.00  
 DATABASE: LIVE

DATE: 11/25/91  
 TIME: 19:54:41  
 CHART NO.: 21.0  
 EQ TYPE: SES

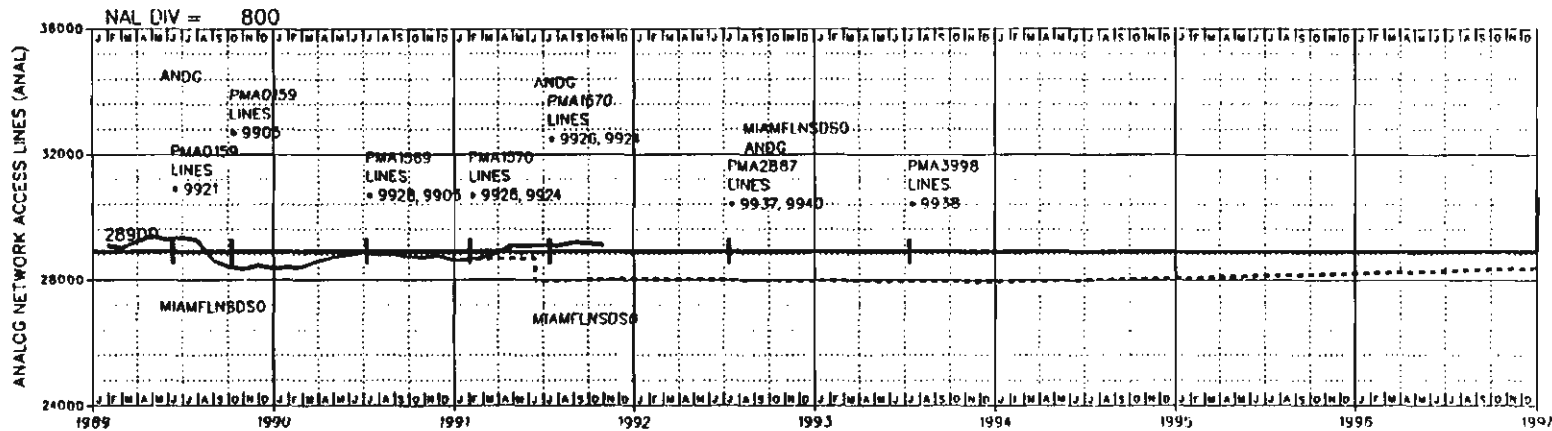
JOB/ADJ/AT	PMA1570	PMA2087	AT1992	PMA3990	PNSJOB1	MAENONS
EVENT-DATE	07/14/91	07/12/92	08/14/92	07/11/93	12/06/97	12/31/90
ROYSD/TORATE	07/14/91	07/12/92	08/14/92	07/11/93	12/06/97	12/31/98
REQSD	07/14/91	07/12/92	08/14/92	07/11/93	12/06/97	12/31/98
CAP EXH.	03/16/91	03/07/92	03/20/93	03/20/93	08/15/97	09/05/98
SHIP DATE	03/16/91	03/07/92	03/20/93	03/20/93	08/15/97	09/05/98
JOB DESC.	GENERIC	GA	ANOG	GEN	GA	CENO
NAL TRANS						
TRANS ENT			MIAMFLNSOSO			
LSEI	NTW	NTW		NTW	NTW	NTW
NAL CAP SE	38400	1600	40000	40000	7400	47400
TC	38400	1600	40000	40000	8400	48400
LNS	30700	500	31200	31200	2000	33200
NOS	50800		50800	50800	8500	50800
ML	30700	500	31200	31200	2000	33200
CNTRX CAP	2200	2200	2200	2200	2200	2200
INST. NOS	60000		60000	60000	10000	70000
UAY ASSGN	218	218	218	218	218	218
%FNOS	85.00	85.00	85.00	85.00	85.00	85.00
INST. LNS	35712	576	36288	36288	2304	38592
UAY ASSGN	597	597	597	597	35	632
%TOTAL FILL	87.35	87.53	87.25	87.25	87.63	87.63
LNCAP IN LNS	30700	500	31200	31200	2000	33200
SIZING DATE	07/18/90	01/18/91	01/18/91	01/18/91	01/17/91	01/17/91
NDO DUE	06/02/90	05/17/91	05/17/91	06/05/92	10/19/96	11/21/97
TELCO DUE	09/22/90	09/14/91	09/14/91	10/02/92	02/28/97	03/21/98
TURNOVER	07/14/91	07/12/92	07/12/92	07/09/93	12/06/97	12/31/98
GENERIC SVC						
GENERIC	SE6	SE7	SE8	SE8	SE9	SE9
CONC RATIO	6:1	6:1	6:1	6:1	6:1	6:1
ENG LSF						
ENG CCS/NAL	3.98	4.00	4.00	4.00	4.00	4.00
DESIGN BS						
MRAJ	64.79	64.82	52.86	52.86	12.81	0.00
PROCESSOR	107100	107100	107100	107100	107100	107100
CAP TRUNK	208	16	224	224	224	224
OGTL TK UNIT		1		0	2	
LLN/LT/SH/NH	24	1	25	25	2	27
LSR/LTS/##						
LSH/##/L32					0	0
TSC/##/ISS/NP	3	8	198	2	6	206
ILN/##/L64	190			200	0	0
TOT FRG/SHL	0	1	0	0	1	1
REUSE FR/SHL	0	0	0	0	0	0
GROSS ADDNS	289	350	830	830	250	250
EXT JOB DESC	T=PH2/1 OLTU	1DLTU2.10CLU			20LTU2AL/1DC	END/JOB
%CTOIP	9.30	9.30	9.30	9.30	9.30	9.30

JOB CAT. G

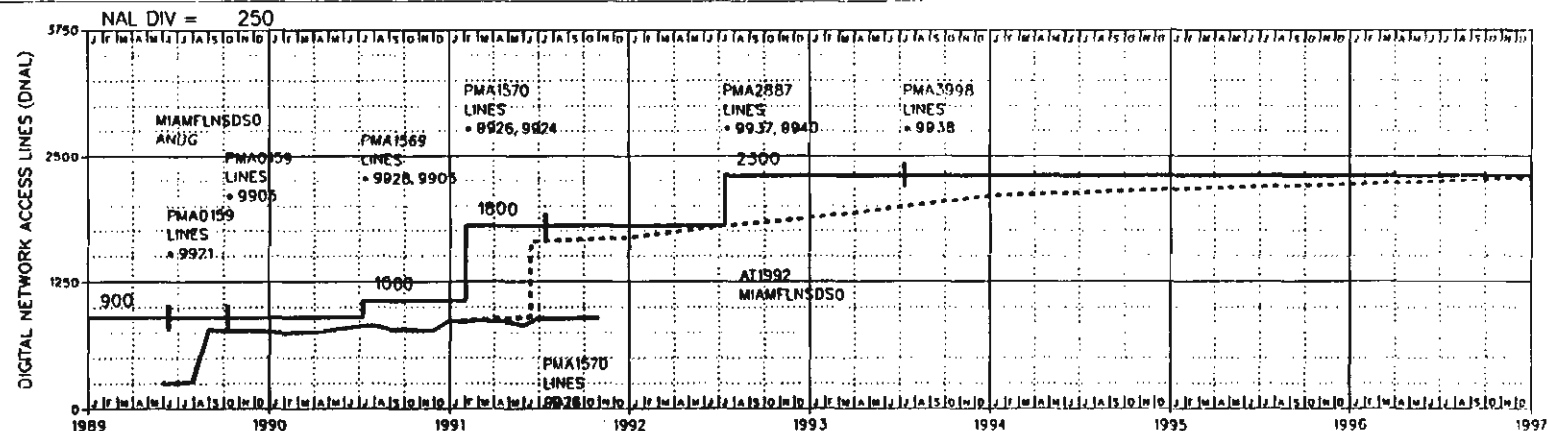
A

G

A



YEAR	1989	1990	1991	1992	1993	1994	1995	1996	1997
NAL	29084 (A)	28367 (A)	28624 (A)	28023 (F)	27970 (F)	27933 (F)	28055 (F)	28204 (F)	28371 (F)
ANLG LNS	29084	28367	28624	28023	27970	27933	28055	28204	28371
CCS/NAL	3.80	3.94	3.94	3.98	4.00	4.02	4.04	4.06	4.08
ACCS ACTUAL		A	A						
NAL/LN RATIO	1.00000	1.00000	1.00000	1.00000	1.00000	1.00000	1.00000	1.00000	1.00000



YEAR	1989	1990	1991	1992	1993	1994	1995	1996	1997
NAL	0	(A) 755	(A) 858	(A) 1683	(F) 1877	(F) 2097	(F) 2160	(F) 2210	(F) 2270
DGIL CCS/NAL	0.00	4.84	5.12	5.34	5.16	5.18	5.20	5.22	5.24
CCS ACTUAL	A	A	A						
SLC SYS	0	11	12	22	27	29	29	29	29
URBAN SYS	0	0	0	0	0	0	0	0	0
NAL/LN RATIO		1.00000	1.00000	1.00000	1.00000	1.00000	1.00000	1.00000	1.00000

- NOTES:
- 9905 TOUCHSTAR PHASE I
  - 9921 RINGMASTER
  - 9924 TOUCHSTAR PHASE II
  - 9926 CCS ACCESS CAPABILITY
  - 9928 ONA REQUIREMENTS
  - 9937 CARRIER IDENT. CODE (CIC) EXPAN. (FG B)
  - 9938 ISDN PRIMARY RATE INTERFACE (PRI)
  - 9940 CALL FWD-DONT-ANSWER AFTER CALL WAITING NO (ZERO) INTEGRATED LINES FORECASTED

REASON FOR REISSUE:  
1829 2615 NW 79 ST. OBH  
2000-2100

DATE OF ISSUE: 11/25/91  
EXCHANGE: MIAMI  
DATABASE: LIVE  
CO TYPE: SES  
ANALOG

BUILDING SWITCH HOST: MIAM NORTHSIDE  
FCST DATE: 06/15/91  
LATEST ANAL: 2910B  
CONTACT: BSGATERMAN  
CONTACT NO.: BJDENOIT  
EQUIP ENGR: RJL1011A

DIGITAL  
DLFCST DATE: 12/01/90  
LATEST DNAL: 890  
LATEST SLC: 21  
LATEST URBAN: 0  
LATEST D112: 0

ENTITY: MIAM-FLNSD50  
CHART: 21.0

REPORT: PART B

PAGE: 1 OF 2

BUILDING: MIAM NORTHSIDE

ENT CUT: 07/18/87

ENTITY: MIAMFLNSOSO

ENT TERM: 01/01/99

LSDP SYSTEM

DIGITAL PART B VERSION 1.00

DATABASE: LIVE

DATE: 11/25/91

TIME: 19:54:41

CHART NO.: 21.0

EQ TYPE: SES

JOB/ADJ/AT	AT1989	PMA0159	PMA0159	PMA1569	PMA1570	AT1991
EVENT-NUM		EVT1	EVT2	EVT1	EVT1	
EVENT-DATE	05/19/89	06/11/89	10/08/89	07/08/90	02/03/91	06/14/91
RDYSD/TDATE	05/19/89	10/08/89	10/08/89	07/08/90	07/14/91	06/14/91
REQSD	**/**/**	10/08/89	10/08/89	07/08/90	02/03/91	**/**/**
CAP EXH.	**/**/**	**/**/**	**/**/**	**/**/**	**/**/**	**/**/**
SHIP DATE	**/**/**	04/08/89	04/08/89	03/17/90	01/05/91	**/**/**
JOB QESC.	ANOC	TRKS	GENERIC	GA	GA	ANOC
TRANS ENT	MIAMFLNSOSO					MIAMFLNSOSO

ANALOG SECTION -----

NAL TRANS	-250								
NAL CAP TC		38900	38900	38900	-1400	37500	-1400	36100	-740
LNS		28900	28900	28900		28900		28900	
ML		28900	28900	28900		28900		28900	
LINE UNITS		87	87	87		87		87	
INST. LNS		33408	33408	33408		33408		33408	
UAV ASSCN		501	501	501		501		501	
%FILL		87.78	87.70	87.74	87.74	87.74	87.74	87.74	
ALNCAP LNS		28900	28900	28900		28900		28900	
AENG CCS NAL		3.69	3.69	3.69	3.83	3.98	3.98	3.98	
ANLG DEF LNS					0	0	0	0	
ISON CAP TC					0	0	8	8	
ISON CAP LNS					0	0	8	8	
ISON CAP ML		0	0	0	0	0	8	8	
ISON LN MOD					1	1	1	1	
ISON INS LNS					224	224		224	
ISON UAV LNS					224	224	-8	216	
ISON %FILL									
ISON ENG CCS									

DIGITAL SECTION -----

NAL TRANS	250								
NAL CAP TC		1000	1000	1000	340	1340	960	2300	740
LNS		900	900	900	160	1060	740	1800	
ML		900	900	900	160	1060	740	1800	
LINE UNITS		2	2	2	1	3		4	
INST. LNS		1152	1152	1152	192	1344	960	2304	
UAV ASSCN		96	96	96		96		96	
%FILL		85.00	85.00	85.00	85.00	85.00	81.52	81.52	
DLNCAP LNS		900	900	900	160	1060	740	1800	
DENG CCS NAL		3.69	3.69	3.69	4.80	4.80	4.80	4.80	
CAP SLC SYS					2	13	10	23	
ENG SLC MD 1		11	11	11	2	13	10	23	
ENG SLC MD 2		0	0	0		0		0	
DEF SLC SYS		0	0	0		0		0	
CAP URBN SYS		0	0	0		0		0	
DEF URBN SYS		0	0	0		0		0	
CAP DMS112		0	0	0		0		0	
SLC DLU		2	2	2	1	3	1	4	
URBAN DLU		0	0	0		0		0	

REPORT: PARTB  
 PAGE: 2 OF 2  
 BUILDING: MIAM NORTHSIOE  
 ENT CUT: 07/18/87

ENTITY: MIAMFLNSOSO  
 ENT TERM: 01/01/99

LSDP SYSTEM  
 DIGITAL PART B VERSION 1.00  
 DATABASE: LIVE

DATE: 11/25/91  
 TIME: 19:54:41  
 CHART NO.: 21.0  
 EQ TYPE: SES

JOB/ADJ/AT	PMA1570	PMA2887	AT1992	PMA3998	PNSJ081	MAENONS
EVENT-NUM	EVT2	EVT1		EVT1	EVT1	EVT1
EVENT-DATE	07/14/91	07/12/92	08/14/92	07/11/93	12/06/97	12/31/98
RDYSO/TDATE	07/14/91	07/12/92	08/14/92	07/11/93	12/06/97	12/31/98
REQSD	07/14/91	07/12/92	****	07/11/93	12/06/97	12/31/98
CAP EXH.	****	****	****	****	****	****
SHIP DATE	03/16/91	03/07/92		03/20/93	08/15/97	09/05/98
JOB DESC:	GENERIC	CA		GEN	GA	CEND
TRANS ENT			MIAMFLNSOSO			

ANALOG SECTION -----

NAL TRANS			-1			
NAL CAP TC	36100	36100		36100	8400	44500
LNS	28900	28900		28900	2000	30900
ML	28900	28900		28900	2000	30900
LINE UNITS	87	87		87		93
INST. LNS	33408	33408		33408	2304	35712
UAY ASSGN	501	501		501	35	536
%FILL	87.74	87.74		87.74	87.84	87.84
ALNCAP LNS	28900	28900		28900	2000	30900
RENG CCS NAL	3.98	3.98		3.98	3.98	3.98
ANLG DEF LNS	0	0		0	0	0
ISON CAP TC	0	0		200	200	200
ISON CAP LNS	8	8		178	186	186
ISON CAP ML	8	8		178	186	186
ISON LN MOO	1	1		1	1	1
ISON INS LNS	224	224		224	224	224
ISON UAY LNS	216	216		-178	38	38
ISON %FILL		100.00		100.00	100.00	100.00
ISON ENG CCS		14.00		14.00	14.00	14.00

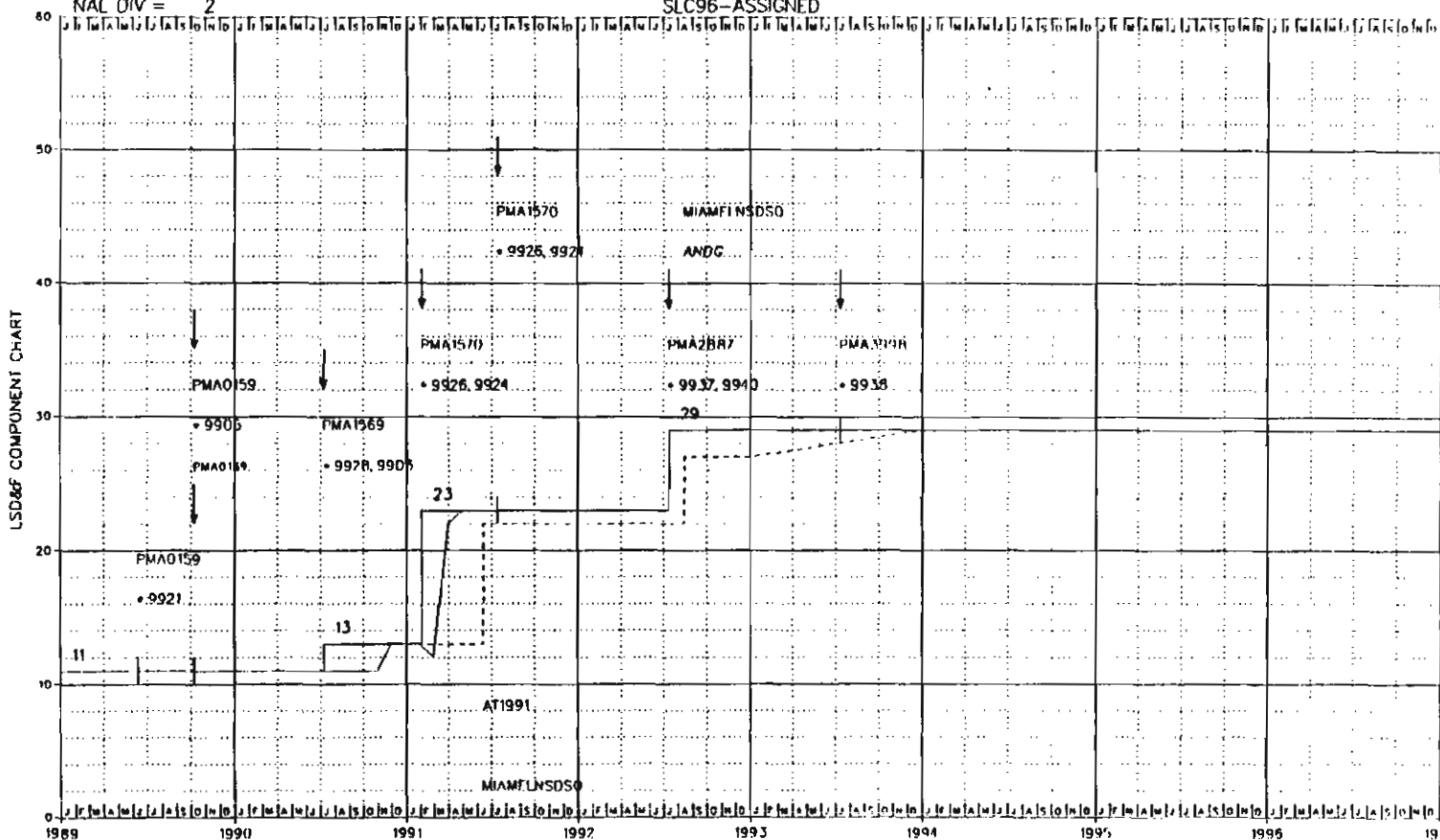
DIGITAL SECTION -----

NAL TRANS			1			
NAL CAP TC	2300	1600	3900	3900	3900	3900
LNS	1800	500	2300	2300	2300	2300
ML	1800	500	2300	2300	2300	2300
LINE UNITS	4	5	5	5	5	5
INST. LNS	2304	576	2880	2880	2880	2880
UAY ASSGN	96	96	96	96	96	96
%FILL	81.52	81.52		81.52	85.00	85.00
DLNCAP LNS	1800	500	2300	2300	2300	2300
DENG CCS NAL	4.80	5.16		5.16	5.16	5.16
CAP SLC SYS	23	6	29	29	29	29
ENG SLC MD 1	23	6	29	29	29	29
ENG SLC MD2	0	0	0	0	0	0
DEF SLC SYS	0	0	0	0	0	0
CAP URBN SYS	0	0	0	0	0	0
DEF URBN SYS	0	0	0	0	0	0
CAP DMS112	0	0	0	0	0	0
SLC OLU	4	1	5	5	5	5
URBAN OLU	0	0	0	0	0	0



NAL DIV = 2

SLC96-ASSIGNED



NOTES:  
 9905 TOUCHSTAR PHASE I  
 9921 KINGMASTIER  
 9924 TOUCHSTAR PHASE II  
 9926 CCS ACCESS CAPABILITY  
 9928 ONA REQUIPMENTS  
 9937 CARRIER IDENT. CODE  
 (CIC) EXPAN. (FG B)  
 9938 ISDN PRIMARY RATE  
 INTERFACE (PRI)  
 9940 CALL FWD-DONT-ANSWER  
 AFTER CALL WAITING  
 NO (ZERO) INTEGRATED  
 LINES FORECASTED

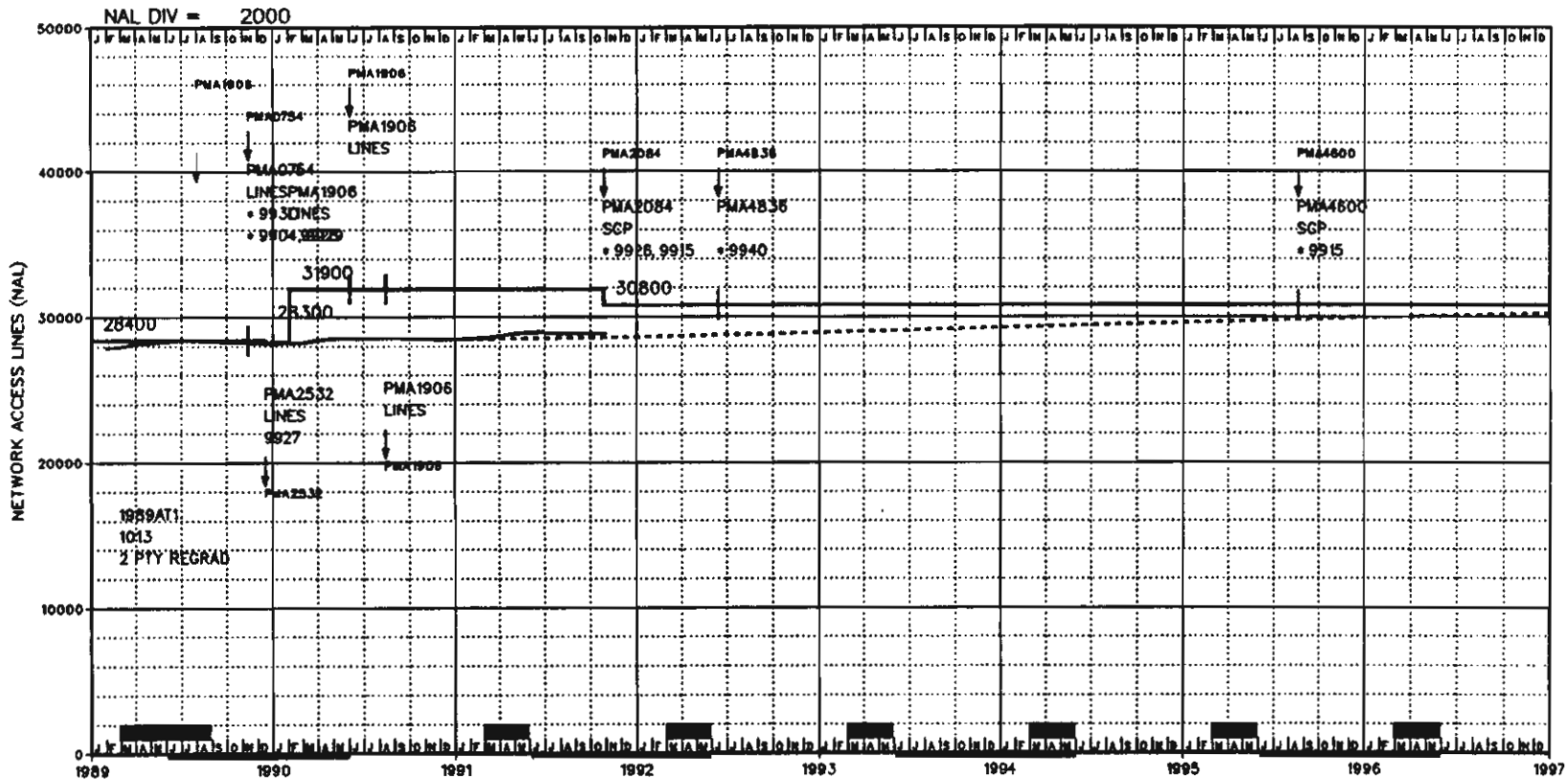
REASON FOR REISSUE:  
 1829 2615 NW 79 ST OBH  
 2000-2100

DATE OF ISSUE: 11/25/91  
 EXCHANGE: MIAMI  
 DATABASE: LIVE  
 EQ TYPE: SLS  
 NXXX 3225 3425 691 693 694  
 896 835 838 9515

BUILDING: MIAMI LNS STAFF: FI  
 LATA: SOET/460  
 COMPANY: SREL AREA: SRES  
 DIVISION: SFNO DISTRICT: NOAD  
 EXHAUST: \*\*/\*\*/  
 CONTACT: BSCATERMAN  
 NUMBER: BURNHOU

YEAR	1989	1990	1991	1992	1993	1994	1995	1996
DEMAND/GAIN		11 (A) 2	13 (A) 9	22 (F) 5	27 (F) 2	29 (F) 0	29 (F) 0	29 (F) 0
SLC MODE 1C		0	0	0	0	0	0	0
SLC MODE 1F		11	12	22	27	29	29	29
SLC MODE 2C		0	0	0	0	0	0	0
SLC MODE 2F		0	0	0	0	0	0	0

ENTITY: MIAMFLNSDSO  
 CHART: 210



NOTES:  
 1013 PARTY LINE TO PRIVATE LINE CONVERSION  
 9904 CCS7 TRUNK SIGNALING  
 9915 MINIMUM SIZE JOB  
 9926 CCS ACCESS CAPABILITY  
 9927 ADVANCED TOLL INTEGRITY CHECKING SYSTEM  
 9928 ONA REQUIREMENTS  
 9929 TOUCHSTAR PHASE I & II  
 9930 CALLER ID (CLID & CND)  
 9940 CALL FWD-DON'T ANSWER AFTER CALL WAITING  
 1200 NNX FOR AMPS IS 342  
 1201 MIAMI ZONE OFC FOR AMPS.

REASON FOR REISSUE:  
 1828 2600 E. SUPERIOR ST.  
 OBH 1600-1700

DATE OF ISSUE: 12/02/91  
 EXCHANGE: MIAMI  
 DATABASE: LIVE  
 EQ TYPE: 1AES  
 NXX:  
 342S 681 685 687 688 769  
 951S 953S

BUILDING: MIAMFLOL STATE: FL  
 LATA: SOET/460  
 COMPANY: SBEL AREA: SBFS  
 DIVISION: SFNO DISTRICT: NDAD  
 EXHAUST: \*\*/\*\*  
 CONTACT: DMTOSCI  
 NUMBER: BGWILCHER  
 EQ ENGINEER ARMENTA

E. A. DATE 06/17/85  
 DIR CLOSE 05/14/92  
 DIR DELIVER 09/11/92  
 NAL FCST 06/15/91  
 CCS FCST 08/01/90  
 ENTITY CUT 11/22/80  
 ENTITY TERM 07/27/98  
 LATEST NAL 28835  
 SWITCH HOST

ENTITY: MIAMFLOL68E CHART: 22.0

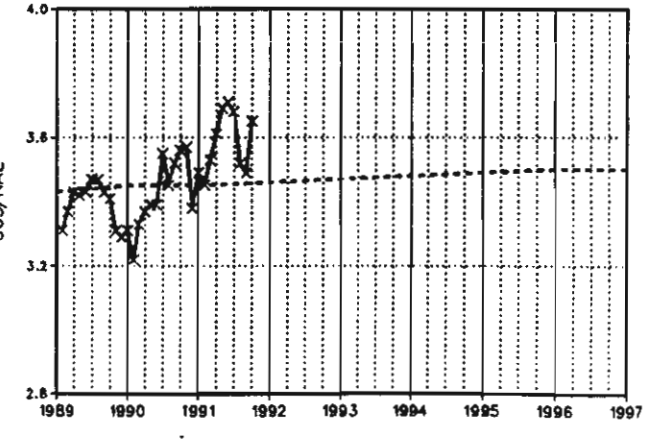
YEAR	1989	1990	1991	1992	1993	1994	1995	1996	1997
IAL	27790 (A)	28163 (A)	28447 (A)	28600 (F)	28906 (F)	29243 (F)	29580 (F)	29930 (F)	30255 (F)
INES	27790	28163	28447	28600	28906	29243	29580	29930	30255
CS/NAL	3.43	3.45	3.45	3.46	3.47	3.48	3.49	3.50	3.50
CS STATUS	A	A							

AL/LN RATIO	1.00000	1.00000	1.00000	1.00000	1.00000	1.00000	1.00000	1.00000	1.00000
-------------	---------	---------	---------	---------	---------	---------	---------	---------	---------

SVC.	1989	1990	1991	JOBNUM	RDYSD	REQSD	SHIP
DTS	○	○	○	PMA0754	11/12/89	11/12/89	04/15/89
	○	○	○	PMA2532	12/17/89	12/17/89	10/02/89
	○	○	○	PMA1906	02/04/90	08/01/89	10/28/89
IML	○	○	○	PMA1908	06/03/90	06/03/90	10/28/89
	○	○	○	PMA1906	08/15/90	08/15/90	06/30/90
	○	○	○	PMA2084	10/27/91	10/27/91	05/04/91
%IFFM	○	○	○	PMA4838	08/14/92	08/14/92	05/01/92
	○	○	○	PMA4800	08/20/95	08/20/95	03/15/95
	○	○	○				



REPORT: PARTB

PAGE: 1 OF 2

BUILDING: MIAM DPA LOCKA

ENT CUT: 11/22/80

ENTITY: MIAMFLOL68E

ENT TERM: 07/27/98

LSDF SYSTEM

GRAPHIC PART B VERSION 1.00

DATABASE: LIVE

DATE: 12/02/91

TIME: 14:30:39

CHART NO.: 22.0

EQ TYPE: IAES

JOB/ADJ/AT	1989AT1	PMA0754	PMA2532	PMA1906	PMA1906	PMA1906
EVENT_NUM		EVT1	EVT1	EVT1	EVT2	EVT3
EVENT_DATE	02/28/89	11/12/89	12/17/89	02/04/90	06/03/90	08/15/90
RDYSD/TDATE	02/28/89	11/12/89	12/17/89	06/03/90	06/03/90	08/15/90
REQSD	**/**/**	11/12/89	12/17/89	08/01/89	06/03/90	08/15/90
CAP EXH.	**/**/**	**/**/**	**/**/**	**/**/**	**/**/**	**/**/**
SHIP DATE	**/**/**	04/15/89	10/02/89	10/28/89	10/28/89	06/30/90
JOB DESC.	CNTX	TRKS	ATICS	GA	MISC	ONA
NAL TRANS	72					
TRANS ENT	2 PTY REGRAD					
LSEI		SCA	SCA	SCA	SCA	SCA
NAL CAP SE		1800 32800		-400 32400		
TC		4700 38800	-200 38600	300 38900		
LNS			-100 28300	3600 31900	32400 38900	
NOS			-100 41900	300 42200	31900 31900	
ML			-100 28300	3600 31900	31900 31900	
CNTRX CAP		100	100	650	750	750
INST. NOS		30000 80000		80000 80000		
UAV ASSGN		20564 21100	-488 20612	-406 20206	894 21100	
%FNOS		85.00	85.00	85.00	84.91	85.00
INST. LNS				4096 36864		36864
UAV ASSGN			100 854	57 911		911
%TOTAL FILL		88.80	89.00	89.00	88.80	89.00
LNCAP IN LNS			-100 28300	3600 31900		31900
SIZING DATE		03/30/88	09/01/89	01/23/89		
NOD DUE		05/28/88	08/06/89	04/01/89		04/01/89
TELCO DUE		09/24/88	09/25/89	07/29/89		07/29/89
TURNOVER		06/18/89	12/17/89	04/29/90		08/26/90
GENERIC SVC		1AE10.02	1AE10.02	1AE10.05	1AE10.05	1AE10.05
CONC RATIO		4:1	4:1	4:1	4:1	4:1
ENG LSF						
ENG CCS/NAL		3.43	3.43	3.46	3.46	3.46
DESIGN BS						
MRAJ		0.00	-4.53	101.68	90.41	88.02
PROCESSOR		-6200 90000		-9000 81000		81000
CAP TRUNK		20 180		180		180
DGTL TK UNIT		1	0	0	0	1
LLN/LT/SM/NM						
LSR/LTS/%		8	8	1	9	9
LSH/%/L32		32	32	4	36	36
TSC/%/TSS/MP		0	0	0	0	0
TLN/%/L64		4	32	32	32	32
TOT FRG/SHL		5	2048	2048	2048	2048
REUSE FR/SHL		3	5	3	0	0
GROSS ADDNS		483	15	503	0	0
EXT JOB DESC		TRUNKS/T-STA	ATICS	LLN	SMDR-P/100%	SMT/ONA
%CTDIP		8.16	8.16	7.41	7.41	7.41

JOB CAT.

T

M

A

M

M

REPORT: PARTB

PAGE: 2 OF 2

BUILDING: MIAM OPA LOCKA  
 ENT CLT: 11/22/80

ENTITY: MIAMFLOL68E  
 ENT TERM: 07/27/98

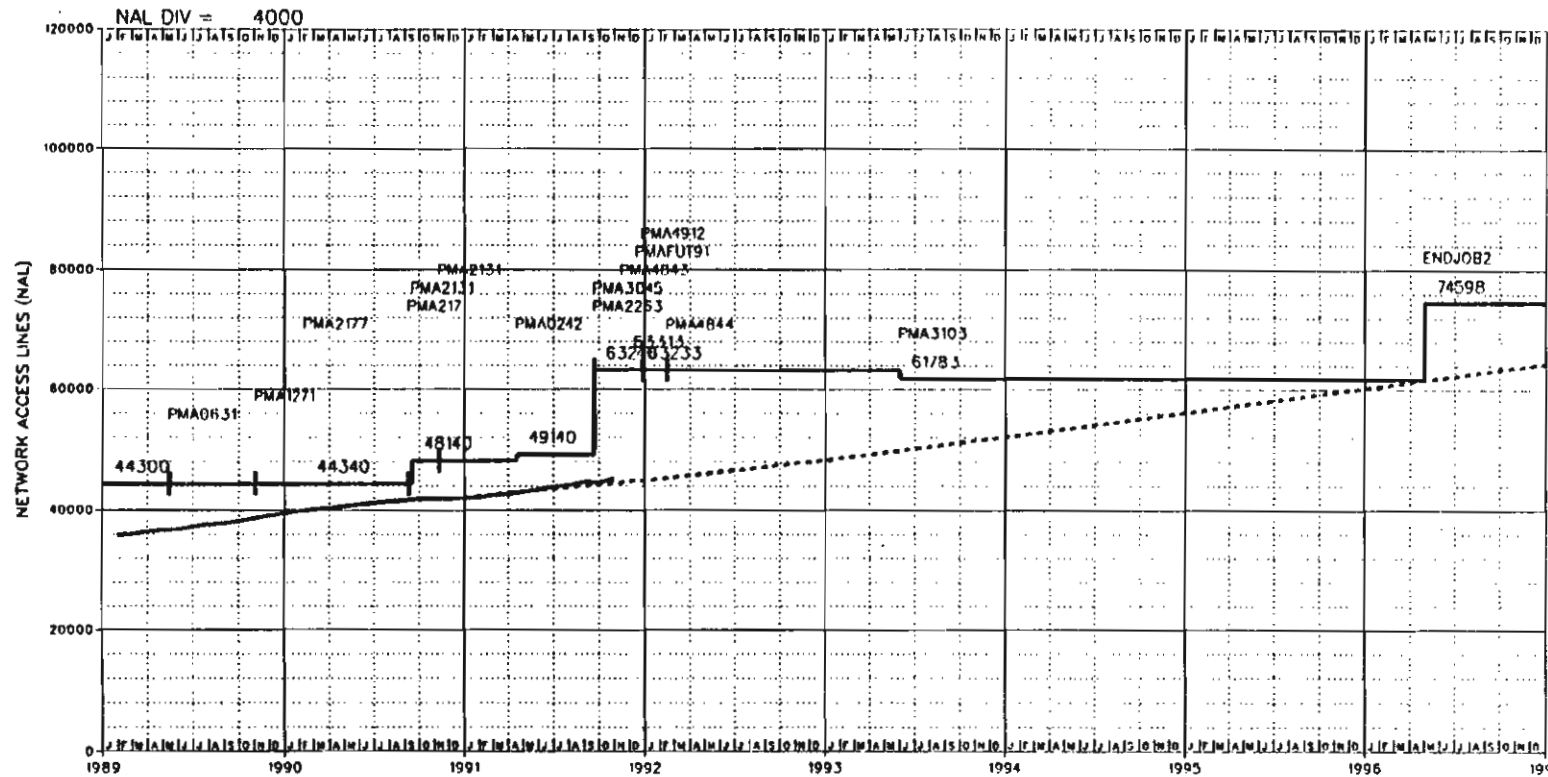
LSDF SYSTEM

GRAPHIC PART B VERSION 1.00  
 DATABASE: LIVE

DATE: 12/02/91  
 TIME: 14:30:39  
 CHART NO.: 22.0  
 EQ TYPE: IAES

JOB/ADJ/AT	PMA20B4	PMA4836	PMA4600	199BAT1	PMA4201
EVENT_NUM	EVT1	EVT1	EVT1		EVT1
EVENT_DATE	10/27/91	06/14/92	08/20/95	07/27/98	07/27/98
RDYSD/TDATE	10/27/91	06/14/92	08/20/95	07/27/98	07/27/98
REQSD	10/27/91	06/14/92	08/20/95	**/**/**	07/27/98
CAP EXH.	**/**/**	**/**/**	**/**/**	**/**/**	**/**/**
SHIP DATE	05/04/91	05/01/92	03/18/95		**/**/**
JOB DESC.	TRKS	FEATURES	TRKS	ITRA	DISP
NAL TRANS				-29800	
TRANS ENT				MIAMFLOLDSO	
LSEI	SCP		SCP		
NAL CAP SE	-1600 30800	30800	30800		-30800 0
TC	-800 38100	38100	38100		-38100 0
LNS	700 32600	32600	32600		-32600 0
NOS	7700 49900	49900	49900		-49900 0
ML	-1100 30800	30800	30800		-30800 0
CNTRX CAP	-650 100	100	100		-100 0
INST. NOS		80000	80000		-80000 0
UAV ASSGN	100 21200	21200	21200		-21200 0
%FNOS	84.91	84.91	84.91		
INST. LNS		36864	36864		-36864 0
UAV ASSGN	111 1022	1022	1022		-1022 0
%TOTAL FILL	90.71	90.71	90.71		
LNCAP IN LNS	700 32600	32600	32600		-32600 0
SIZING DATE	03/09/89	11/25/91	11/25/91		
NDO DUE	08/18/90		09/10/94		
TELCO DUE	11/24/90		11/11/94		
TURNOVER	10/27/91		08/20/95		
GENERIC SVC					
GENERIC	1AE11	1AE11	1AE11		
CONC RATIO	4:1	4:1	4:1		
ENG LSF					
ENG CCS/NAL	3.48	3.48	3.48		
DESIGN BS					
MRAJ	75.70	0.00	0.00		0.00
PROCESSOR	-31600 49400	49400	49400		-49400 0
CAP TRUNK	40 220	220	240		-240 0
DGTL TK UNIT	2		2		0
LLN/LI/SM/NM		9	9		-9 0
LSR/LTS/%		36	36		-36 0
LSH/%L32		0	0		0
TSC/%TSS/NP	8 40	40	40		-40 0
TLN/%L64		2048	2048		-2048 0
TOT FRG/SHL	5	0	0		0
REUSE FR/SHL	4	0	0		0
GROSS ADDNS	450	0	100		0
EXT JOB DESC	2 DCT/2 TLN,	FEATURES	DCT		
%CTDIP	7.60	7.80	7.60		0.00

JOB CAT. T M T 0



NOTES:

REASON FOR REISSUE:

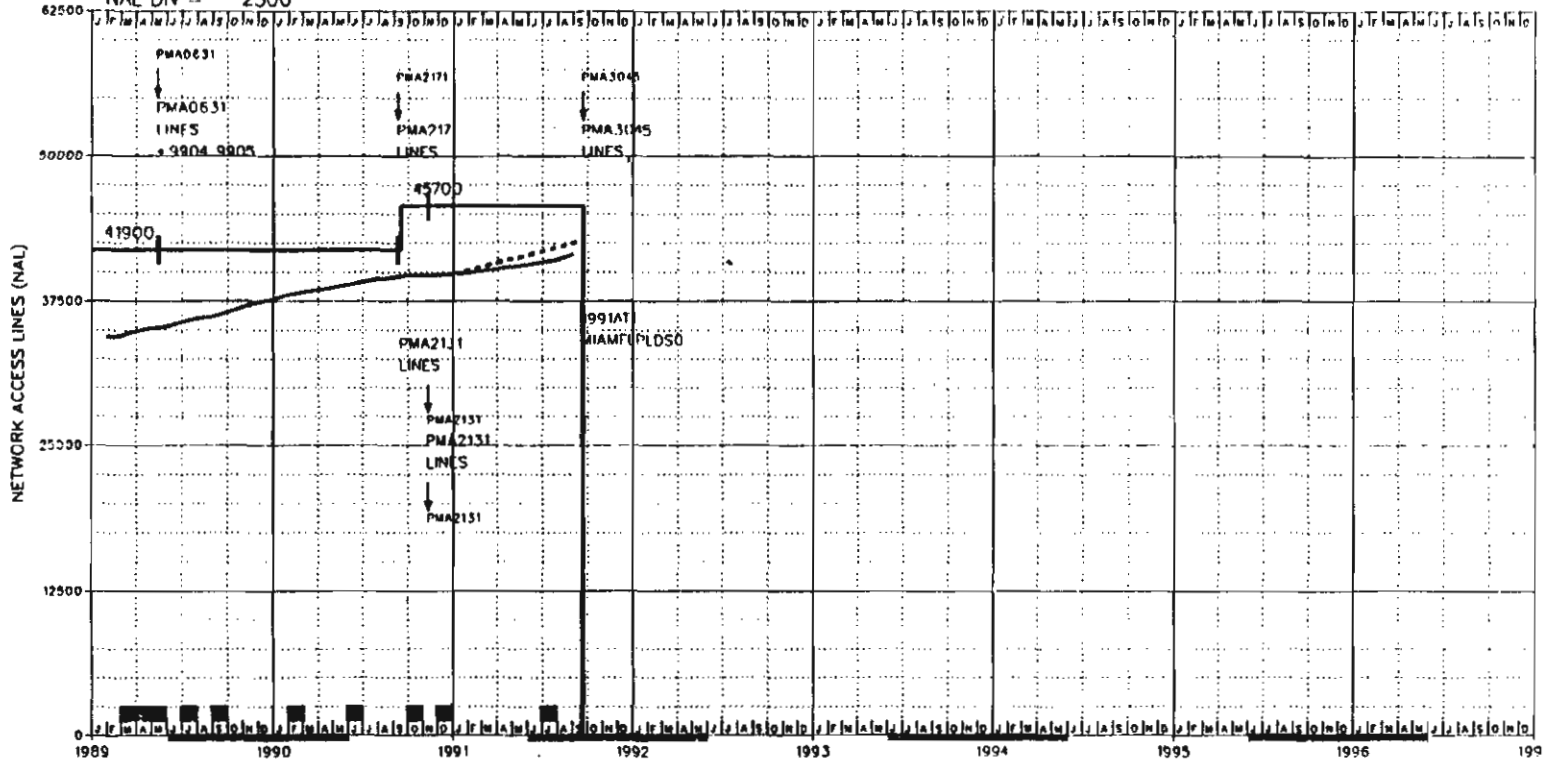
DATE OF ISSUE: 11/25/91  
 EXCHANGE: MIAMI  
 DATABASE: LIVE

BUILDING: MIAMI FL STATE: FL  
 LATA: SOE1/460  
 COMPANY: SBEL AREA: SBFS  
 DIVISION: SFNO DISTRICT: ROAD  
 EXHAUST: 01/01/99

YEAR	1989	1990	1991	1992	1993	1994	1995	1996
NAL/GAIN	35549   3805	39354   2641	41995   2881	44876   3383	48239   3825	52064   4038	56102   4099	60201   4173
NAL/LN RATIO								

BUILDING: MIAMI FL CHART: 2.5.0

NAL DIV = 2500



NOTES:  
 9904 CCS7 TRUNK SIGNALING  
 9905 TOUCHSTAR PHASE 1

REASON FOR REISSUE:  
 1822 9056 NW 41 ST OBH  
 1030-1130

DATE OF ISSUE: 11/25/91  
 EXCHANGE: MIAMI  
 DATABASE: LIVE  
 EO TYPE: IAES  
 NXX:

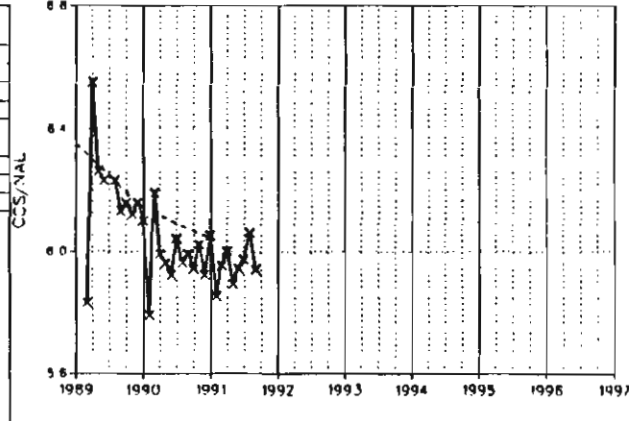
BUILDING: MIAMI FL STAT: FL  
 LATA: SOFT/450  
 COMPANY: SBEL AREA: SBFS  
 DIVISION: SFNO DISTRICT: HDAD  
 EXHAUST: 01/01/99  
 CONTACT: CMVICENS  
 NUMBER: BOWLICHER  
 EQ ENGINEER: CHMITCHELL

E. A. DATE: 03/18/85  
 DIR CLOSE: 05/14/92  
 DIR DELIVER: 09/11/92  
 NAL FCST: 06/15/91  
 CCS FCST: 09/01/90  
 ENTITY CUT: 07/26/80  
 ENTITY TERM: 07/21/91  
 LATEST NAL: 41541  
 SWITCH HOST:

ENTITY: CHART:  
 MIAMI FL PL 59E 23.1

YEAR	1989	1990	1991	1992	1993	1994	1995	1996	1997
NAL	34062 (A)	37639 (A)	39808 (A)						
LINES	34062	37639	39808						
CCS/NAL	6.35	6.14	6.04						
CCS STATUS	A	A	A						
NAL/LN RATIO	1.00000	1.00000	1.00000						

SVC.	1989												1990												1991												JOBNUM	ROYSO	REOSD	SHIP
DTS	[Grid of status indicators]																																				PMA0631	05/14/89	05/14/89	07/18/89
IML	[Grid of status indicators]																																				PMA2171	09/08/90	09/08/90	04/16/90
%IFFM	[Grid of status indicators]																																				PMA2131	09/16/90	11/11/90	07/14/90
	[Grid of status indicators]																																				PMA2131	11/11/90	11/11/90	07/14/90
	[Grid of status indicators]																																				PMA3045	09/21/91	09/21/91	07/14/90



REPORT: PARTB  
 PAGE: 1 OF 1  
 BUILDING: MIAM PALMETTO  
 ENT CUT: 07/26/80

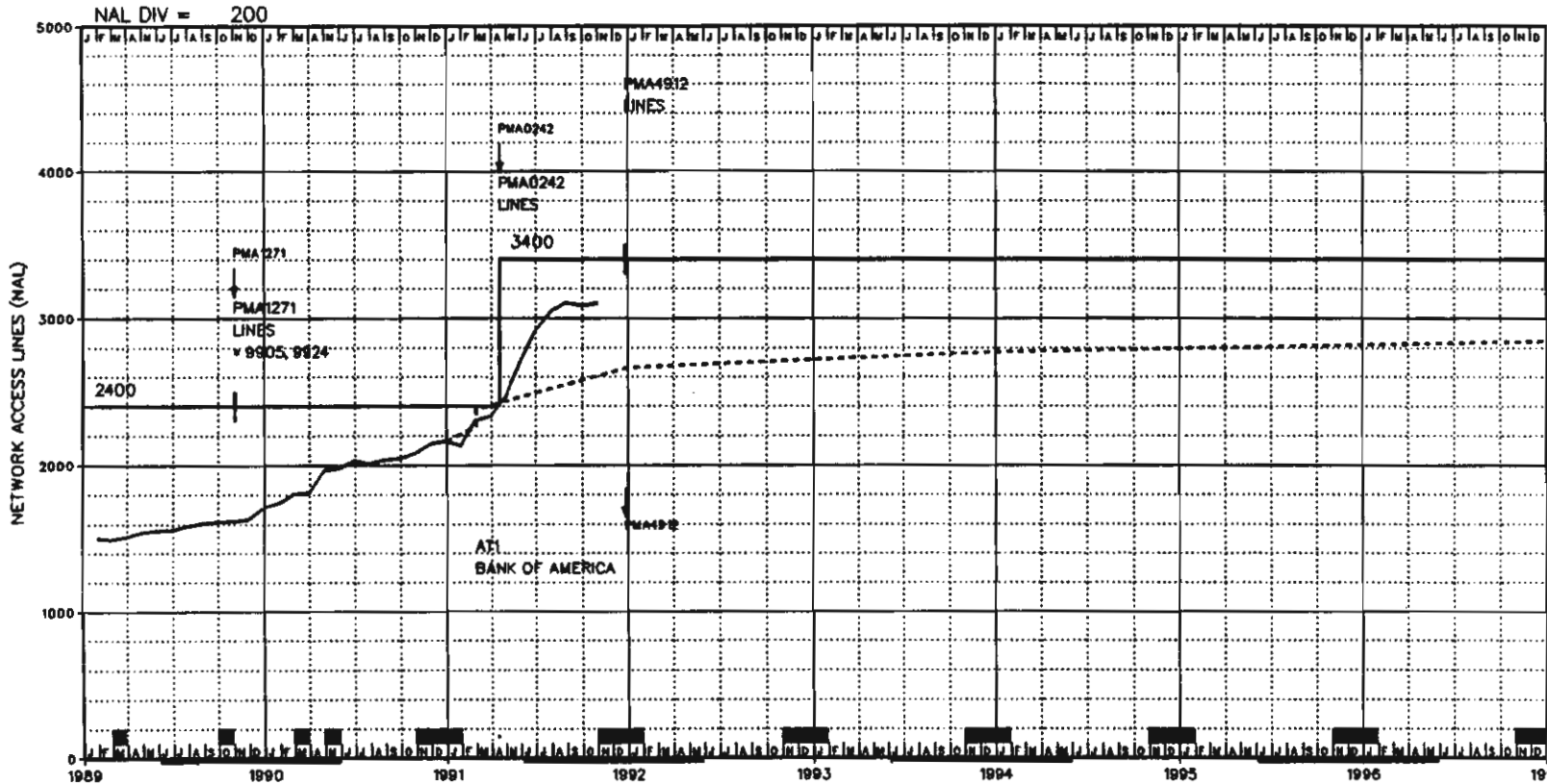
ENTITY: MIAMFLPL59E  
 ENT TERM: 09/21/91

LSUF SYSTEM  
 GRAPHIC PART B VERSION 1.00  
 DATABASE: LIVE

DATE: 11/25/91  
 TIME: 19:54:41  
 CHART NO.: 23.1  
 EO TYPE: 1AES

JOB/ROJ/AT	PMA0631	PMA2171	PMA2131	PMA2131	1991ATI	PMA3045
EVENT-NUM	EVT1	EVT1	EVT1	EVT2		EVT1
EVENT-DATE	05/14/89	09/09/90	09/16/90	11/11/90	09/21/91	09/21/91
ROYSO/TDATE	05/14/89	09/09/90	11/11/90	11/11/90	09/21/91	09/21/91
REQSD	05/14/89	09/09/90	11/11/90	11/11/90	■/■/■	09/21/91
CAP EXH.	■/■/■	■/■/■	■/■/■	■/■/■	■/■/■	■/■/■
SHIP DATE	02/18/99	04/14/90	07/14/90	07/14/90	■/■/■	■/■/■
JOB DESC.	GEN	TTXMT	GA	AMA	ITRA	D1SF
NAL TRANS					-42720	
TRANS ENT					MIAMFLPLOS0	
LSE1	LLIA0	LLIA0	PROC	PROC		
NAL CAP SE	-2300 44000	44000	1700 45700	45700		-45700 0
TC	-700 45600	45600	1500 47100	47100		-47100 0
LNS	41900	41900	3800 45700	45700		-45700 0
NOS	3800 53800	53800	17100 70900	70900		-70900 0
ML	41900	41900	3800 45700	45700		-45700 0
CNTRX CAP	800 3800	3800	3800 3800	3800		-3800 0
INST. ASSCN	-4499 70000	70000	30000 100000	100000		-100000 0
%FNOS	85.00 6659	6659	10000 16659	16659		-16659 0
INST. LNS	-676 45056	45056	4096 49152	49152		-49152 0
%TOTAL FILL	94.40 676	676	61 737	737		-737 0
LNCAP IN LNS	41900	41900	3800 45700	45700		-45700 0
SIZING DATE	01/03/89	12/23/89	12/28/89	12/28/89		
NDC OUE	04/16/88	03/17/90	03/26/90	03/26/90		
TELCO OUE	08/13/88	09/09/90	11/11/90	11/11/90		
TURNOVER	05/14/89					
GENERIC SVC	1AE10.03	1AE10.03	1AE10	1AE10		
CONC RATIO	2:1	2:1	2:1	2:1		
ENG LSF						
ENG CC5/NAL	6.76	6.35	6.35	6.35		0.00
DESIGN BS						
MRAJ	0.00	0.00	12.16	9.17		0.00
PROCESSOR	39400	39400	29000 68400	68400		-68400 0
CAP TRUNK	20 260	260	20 280	280		-280 0
DGTL TK UNIT	2	0	1	0		0
LLN/LT/SM/NM	22	22	2 24	24		-24 0
LSR/LT5/■/■						0
LSH/■/■/L32	88	88	8 96	96		-96 0
TSC/■/TSS/NP	88	88	8 96	96		-96 0
TLN/■/■/L64	2048	2048	2048	2048		-2048 0
TOT FR5/SHL	4	0	9	9		0
REUSE FR/SHL	0	0	9	9		0
GROSS ADOONS	376	64	700	700		0
EXT JOB DESC	DCT/TRK SIG	TTXMT	2LLN/10CT	340MB &/CALL		1AESS/RETIRE
%CTOIP	2.54	2.54	2.54	2.54		0.00

JOB CAT.    C                    M                    A                    M                    0



NOTES:  
 9905 TOUCHSTAR PHASE I  
 9924 TOUCHSTAR PHASE II  
 1057 8730 & 8738 TRANSFERED  
 TO PLRSO FOR EAL.

REASON FOR REISSUE:  
 1822 9056 NW 41 ST. OBH  
 1030-1130

DATE OF ISSUE: 12/04/91  
 EXCHANGE: MIAMI  
 DATABASE: LIVE  
 EQ TYPE: RSC  
 NXX:  
 590 8730 8738

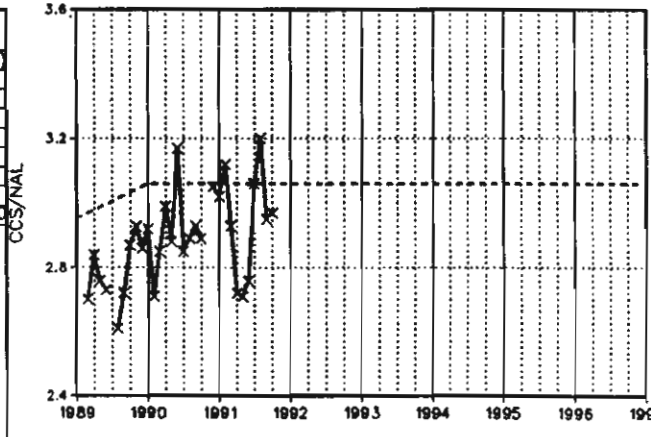
BUILDING: MIAMFLPL STATE: FL  
 LATA: SOET/460  
 COMPANY: SBEL AREA: SBFS  
 DIVISION: SFNO DISTRICT: NDAD  
 EXHAUST: 01/01/99  
 CONTACT: CMVICENS  
 NUMBER: BDMORGAN  
 EQ ENGINEER: CBSLAUGHTER

E. A. DATE: 01/10/87  
 DIR CLOSE: 05/14/92  
 DIR DELIVER: 10/02/92  
 NAL FCST: 06/15/91  
 CCS FCST: 08/01/89  
 ENTITY CUT: 01/10/87  
 ENTITY TERM: 01/01/99  
 LATEST NAL: 3101  
 SWITCH HOST: MIAMFLAPDSO  
 ENTITY: CHART:  
 MIAMFLPLRSO 23.2

YEAR	1989	1990	1991	1992	1993	1994	1995	1996	1997
NAL	1487 (A)	1715 (A)	2162 (A)	2662 (F)	2720 (F)	2770 (F)	2795 (F)	2820 (F)	2845 (F)
LINES	1487	1715	2162	2662	2720	2770	2795	2820	2845
CS/NAL	2.95	3.06	3.06	3.06	3.06	3.06	3.06	3.06	3.06
CS STATUS	A	A	A						

NAL/LN RATIO	1.00000	1.00000	1.00000	1.00000	1.00000	1.00000	1.00000	1.00000	1.00000
--------------	---------	---------	---------	---------	---------	---------	---------	---------	---------

SVC.	1989	1990	1991	JOBNUM	RDYSD	REOSD	SHIP
DTS				PMA1271	11/03/89	11/03/89	08/25/89
				PMA0242	04/18/91	04/18/91	01/17/91
				PMA4912	12/27/91	12/27/91	12/15/91
IML				ENDJOB	01/01/97	01/01/97	09/10/96
%IFFM							





REPORT: PARTB

LSDF SYSTEM

DATE: 12/04/91

PAGE: 1 OF 1

GRAPHIC PART B VERSION 1.00

TIME: 16:49:13

BUILDING: MIAM PALMETTO

ENTITY: MIAMFLPLRSO

DATABASE: LIVE

CHART NO.: 23.2

ENT CUT: 01/10/87

ENT TERM: 01/01/99

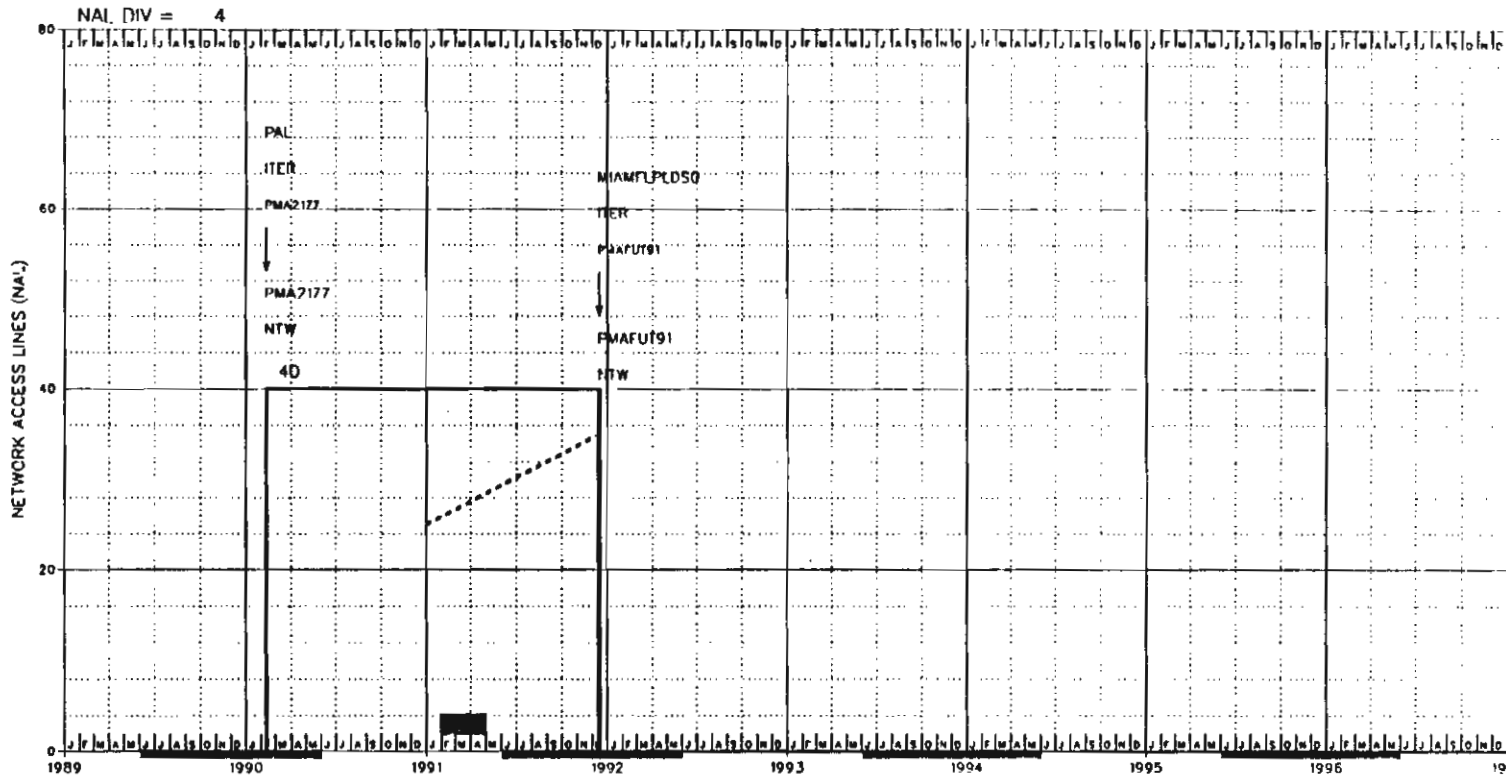
EQ TYPE: RSC

JOB/ADJ/AT	PMA1271	AT1	PMA0242	PMA4912	ENDJOB
EVENT_NUM	EVT1		EVT1	EVT1	EVT1
EVENT_DATE	11/03/89	03/02/91	04/18/91	12/27/91	01/01/97
RDYSD/TDATE	11/03/89	03/02/91	04/18/91	12/27/91	01/01/97
REQSD	11/03/89	**/**/**	04/18/91	12/27/91	01/01/97
CAP EXH.	**/**/**	**/**/**	**/**/**	**/**/**	**/**/**
SHIP DATE	08/25/89	**/**/**	Q1/17/91	12/15/91	09/10/96
JOB DESC.	TOUCHSTAR	CNTX	GA	DUAL RSC	
NAL TRANS		120			
TRANS ENT		BANK OF AMERICA			
LSEI			NTW	NTW	NTW
NAL CAP SE	2400		1000 3400	3400	250 3650
TC	2400		1000 3400	3400	250 3650
LNS	2400		1000 3400	3400	250 3650
NOS	7650 10200		1000 10200	10200	250 10200
ML	2400		1000 3400	3400	250 3650
CNTRX CAP	2400		1000 3400	3400	250 3650
INST. NOS	6000 12000		1000 12000	12000	250 12000
UAV ASSGN	-3000 0		0	0	
%FNOS	85.00		85.00	85.00	85.00
INST. LNS	2560		1280 3840	3840	3840
UAV ASSGN	38		267 305	305	-245 60
%TOTAL FILL	95.16		97.06	97.06	96.56
LNCAP IN LNS	2400		1000 3400	3400	250 3650
SIZING DATE	03/19/88		08/20/90		08/23/90
NDO DUE	02/04/89		09/09/90		01/01/96
TELCO DUE	06/02/89		10/14/90		06/10/96
TURNOVER	11/03/89		04/18/91	12/27/91	01/01/97
GENERIC SVC					
GENERIC					
CONC RATIO	4		4	4	4
ENG LSF					
ENG CCS/NAL	5.00		3.07	3.07	3.07
DESIGN BS					
MRAJ	0.00		68.50	0.00	0.00
PROCESSOR	0				
CAP TRUNK	0				
OGTL TK UNIT					
LLN/LT/SM/NM					
LSR/LTS/%	4		2 6	6	6
LSH/%/L32					
TSC/%/TSS/NP					
TLN/%/L64					
TOT FRG/SHL	0		3	1	0
REUSE FR/SHL	0		0	0	0
GROSS ADDNS	20		70	100	0
EXT JOB DESC	TOUCHSTR/HAR		2 LCMPS/& CA		DUMMY/JOB
%CTDIP	0.00		0.00	0.00	0.00

JOB CAT. M

A

M



NOTES:

REASON FOR REISSUE:  
1822 9056 NW 41 ST. OBH  
1030-1130

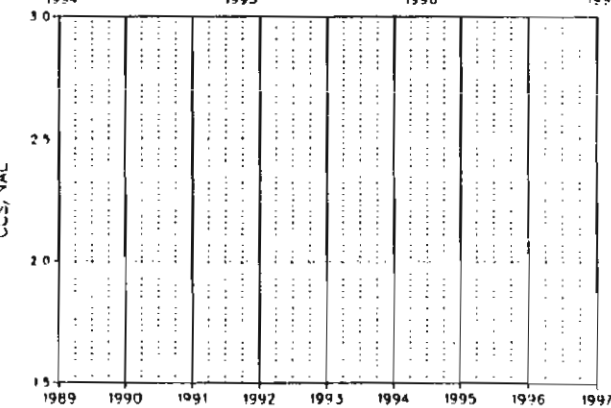
DATE OF ISSUE: 11/25/91  
EXCHANGE MIAMI  
DATABASE LIVE  
CO TYPE: SES  
HXX.

BUILDING: MIAMI FL STATE: FL  
LATA: SOFT/460  
COMPANY: SBEL AREA: SBFS  
DIVISION: SFNO DISTRICT: NDAD  
EXHAUST: 01/01/99  
CONTACT: JRSIOU1  
NUMBER MKKLENZAK  
EQ ENGINEER JLKERNS

E. A. DATE 02/11/90  
DIR CLOSE 05/14/92  
DIR DELIVER 09/11/92  
NAL FCST 02/16/90  
CCS FCST 09/01/90  
ENTITY CUT 02/11/90  
ENTITY TEPM 12/15/91  
LATEST NAL  
SWITCH HOST MIAMI FL LPLD50  
ENTITY: CHART:  
MIAMI LPLK21 23.3

YEAR	1989	1990	1991	1992	1993	1994	1995	1996	1997
NAL		(F) 25 (A)	0 (F) 0 (F) 0 (F) 0 (F) 0 (F) 0 (F)						
LINES		25	0	0	0	0	0	0	0
CCS/NAL		0.00	2.27	0.00	0.00	0.00	0.00	0.00	0.00
CCS STATUS			A						
NAL/LN RATIO			1.00000						

SVC.	1989	1990	1991	JOBNUM	RDYSD	REUSD	SHIP
DTS				PMA2177	02/11/90	02/11/90	09/30/89
IML				PMAFUT91	12/15/91	12/15/91	**/**/90
%IFFM							



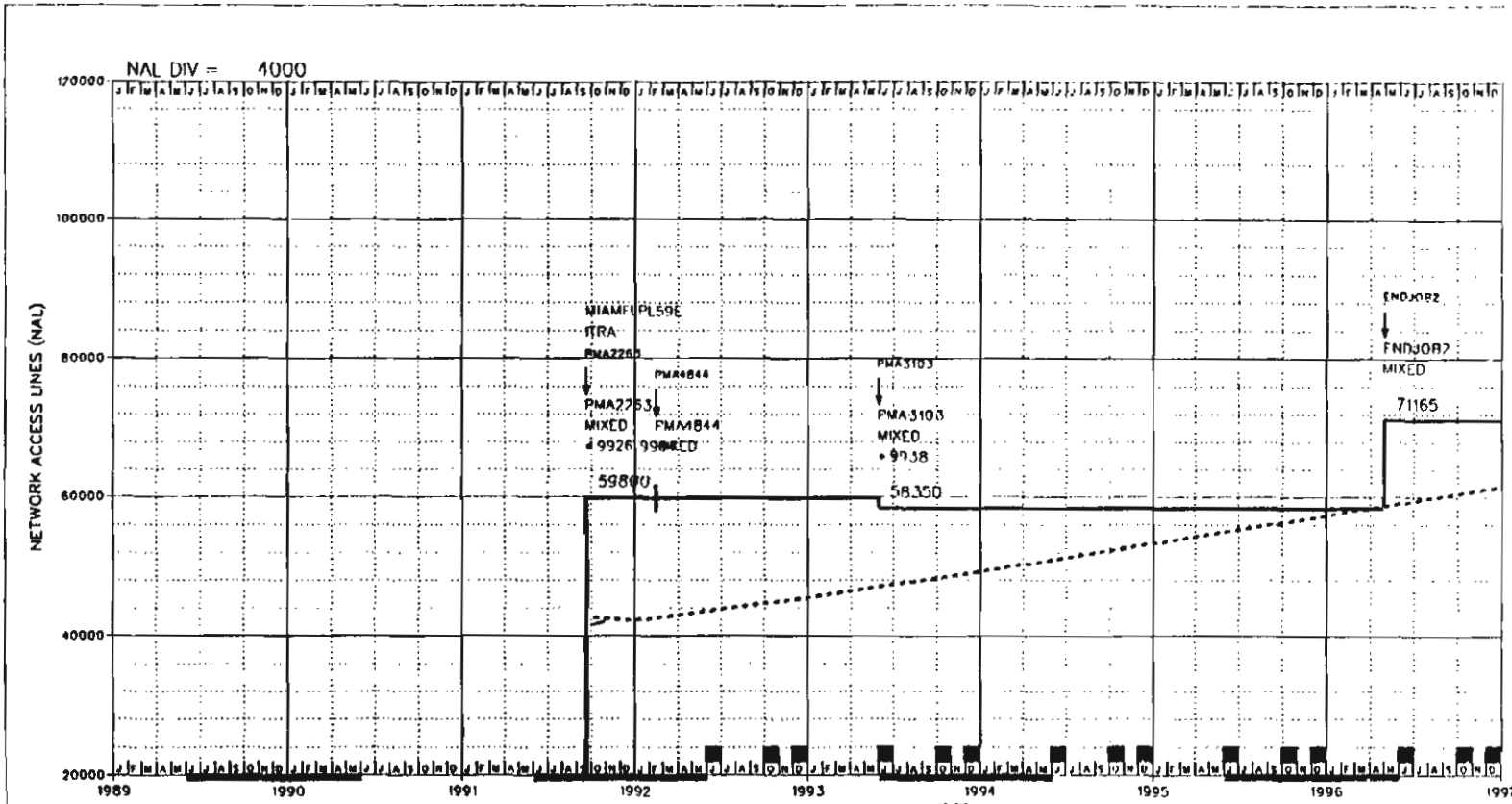
REPORT: PART B  
 PAGE: 1 OF 1  
 BUILDING: MIAM PALMETTO  
 ENT CUT: 02/11/90

ENTITY: MIAMFLPK21  
 ENT TERM: 12/15/91

LSOF SYSTEM  
 GRAPHIC PART B VERSION 1.00  
 DATABASE: LIVE

DATE: 11/25/91  
 TIME: 19:54:41  
 CHART NO.: 23.3  
 EQ TYPE: 5ES

JOB/ROJ/AT	1990AT1	PMA2177	1991AT1	PMAFUT91
EVENT-NUM		EVT1		EVT1
EVENT-DATE	02/11/90	02/11/90	12/15/91	12/15/91
ROYSD/TOATE	02/11/90	02/11/90	12/15/91	12/15/91
REQSO	**/**/**	02/11/90	**/**/**	12/15/91
CAP EXH.	**/**/**	**/**/**	**/**/**	**/**/**
SHIP DATE	**/**/**	09/30/89	**/**/**	**/**/**
JOB DESC.	ITER	GA	ITER	DISP
NAL TRANS	15		-35	
TRANS ENT	PAL		MIAMFLPLOS0	
LSEI		NTW		NTW
NAL CAP SE		0		0
TC				0
LNS				0
NDS		0		0
ML		40 40		-60 -40
CNTX CAP				
INST. NOS		0		0
UAV ASSGN		0		0
%FNOS				
INST. LNS				0
UAV ASSGN				0
%TOTAL FILL				0
LNCAP IN LNS				
SIZING DATE				
NDD DUE		05/13/89		
TELCO DUE		06/10/89		
TURNOVER		02/11/90		12/15/91
GENERIC SVL				
GENERIC		5E6		
CONC RATIO				
ENG LSF				
ENG CCS/NAL				
DESIGN BS				
MRAJ		22.08		0.00
PROCESSOR				
CAP TRUNK		0 0		0 0
DGTL TK UNIT		0		0
LLN/LT/SM/NM				
LSR/LTS/*/*				
LSH/*/*L32				
TSC/*/*TSS/NP				
TLN/*/*L64				
TOT FRG/SHL		1		0
REUSE FR/SHL				0
GROSS ADDNS				0
EXT JOB DESC		RISLU		
%CTOIP				
JOB CAT.		A		0



NOTES:  
 9904 CCS7 TRUNK SIGNALING  
 9926 CCS ACCESS CAPABILITY  
 9938 ISDN PRIMARY RATE INTERFACE (PRI)

REASON FOR REISSUE:

DATE OF ISSUE: 11/25/91  
 EXCHANGE MIAMI  
 DATABASE LIVE  
 CO TYPE: SES  
 NXX:  
 470 471 472 473 591 592  
 593 594 597 599

BUILDING: MIAMI/PL STATE: FL  
 LATA: SOE/160  
 COMPANY: SBEL AREA: SBEL  
 DIVISION: SFNO DISTRICT: NDAD  
 EXHAUST: 01/01/99  
 CONTACT: CMVICENS  
 NUMBER: BOWLICHER  
 EQ ENGINEER: JLKERNS  
 E.A. DATE: 08/18/91  
 DIR CLOSE: 05/14/92  
 DIR DELIVER: 09/11/92  
 NAL FCST: 06/15/91  
 CCS FCST: 08/01/89  
 ENTITY CMT: 09/21/91  
 ENTITY TEPM: 01/01/99  
 LATEST NAL SWITCH HOST: 42041  
 ENTITY: MIAMI/PL/USO

YEAR	1989	1990	1991	1992	1993	1994	1995	1996	1997
NAL			(F) 42151	(F) 45456	(F) 49231	(F) 53244	(F) 57318	(F) 61466	(F) 61466
LINES			42151	45456	49231	53244	57318	61466	61466
CCS/NAL			0.00	6.35	6.35	6.35	6.35	6.35	6.35
CCS STATUS									
NAL/LM RATIO			1.00000	1.00000	1.00000	1.00000	1.00000	1.00000	1.00000

SVC.	1989	1990	1991	JOBNUM	RDYSD	REQSD	SHIP
DTS				PMA2783	09/21/91	09/21/91	11/03/90
				PMA4844	02/15/92	02/15/92	11/15/91
				PMA3103	08/01/93	08/01/93	12/14/92
				ENDJOB2	04/30/96	04/30/96	09/05/95
IML							
%IFM							

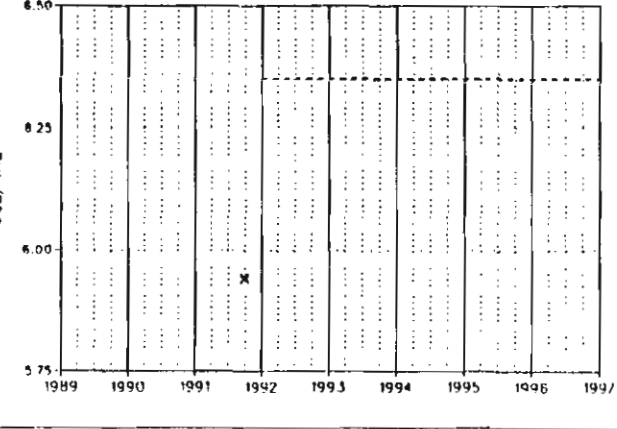


CHART: 23.4

REPORT: PART B  
 PAGE: 1 OF 1  
 BUILDING: MIAM PALMETTO  
 ENT CUT: 09/21/91

ENTITY: MIAMFLPLOS0  
 ENT TERM: 01/01/99

LSDP SYSTEM  
 GRAPHIC PART B VERSION 1.00  
 DATABASE: LIVE

DATE: 11/25/91  
 TIME: 19:54:41  
 CHART NO.: 23.4  
 EQ TYPE: SES

JOB/ROJ/AT 1991AT1  
 EVENT-NUM  
 EVENT-DATE 09/21/91  
 ROY50/TOATE 09/21/91  
 REQSD \*\*/\*\*/\*\*  
 CAP EXH. \*\*/\*\*/\*\*  
 SHIP DATE \*\*/\*\*/\*\*  
 JOB OESC. 1TRA  
 NAL TRANS 42720  
 TRANS ENT MIAMFLPL59E

PMA2263  
 EVT1  
 09/21/91  
 09/21/91  
 09/21/91  
 \*\*/\*\*/\*\*  
 11/03/90  
 REPL

PMA4844  
 EVT1  
 02/15/92  
 02/15/92  
 02/15/92  
 \*\*/\*\*/\*\*  
 11/15/91  
 SM63

PMA3103  
 EVT1  
 06/01/93  
 06/01/93  
 06/01/93  
 \*\*/\*\*/\*\*  
 12/14/92  
 GA

ENOJOB2  
 EVT1  
 04/30/96  
 04/30/96  
 04/30/96  
 \*\*/\*\*/\*\*  
 09/05/95  
 GA

LSEI  
 NAL CAP SE  
 TC  
 LNS  
 NOS  
 ML

MIXED  
 59800 59800  
 59800 59800  
 63200 63200  
 76500 76500  
 59800 59800  
 5662 5662  
 100000 100000  
 10000 10000  
 85.00  
 75264 75264  
 776 776  
 84.85  
 63200 63200  
 05/31/90  
 05/12/90  
 07/14/90  
 05/19/91

MIXED  
 59800  
 59800  
 63200  
 76500  
 59800  
 5662  
 100000  
 10000  
 85.00  
 75264  
 776  
 84.85  
 63200  
 10/22/91  
 11/01/91  
 11/08/91  
 02/15/92

MIXED  
 -1450 58350  
 4978 64778  
 1578 64778  
 76500  
 -1450 58350  
 338 6000  
 100000  
 10000  
 85.00  
 -384 74880  
 -104 672  
 87.29  
 1578 64778  
 10/15/91  
 03/30/92  
 07/27/92  
 06/01/93

MIXED  
 12815 71165  
 12815 77593  
 12815 77593  
 76500  
 12815 71165  
 6000  
 100000  
 10000  
 85.00  
 15360 90240  
 672  
 86.63  
 12815 77593  
 07/16/91  
 10/01/94  
 11/01/94  
 04/30/96

CNTRX CAP  
 INST. NOS  
 UAY ASSGN  
 ZFNOS  
 INST. LNS  
 UAY ASSGN  
 ZTOTAL FILL  
 LNCAP IN LNS  
 SIZING DATE  
 NDO DUE  
 TELCO DUE  
 TURNOVER  
 GENERIC SVC  
 GENERIC  
 CONC RATIO  
 ENG LSF  
 ENG CCS/NAL  
 DESIGN BS  
 MRAJ  
 PROFESSOR  
 CAP TRUNK  
 OGTL TK UNIT  
 LLN/LT/SH/NM  
 LSR/LTS/\*\*  
 LSH/\*\*/L32  
 TSC/\*\*/TSS/NP  
 TLN/\*\*/L64  
 TOT FR/SHL  
 REUSE FR/SHL  
 GROSS ADONS  
 EXT JOB DESC  
 ZCTOIP

SE6  
 4:1  
 6.35  
 20.34  
 650000 650000  
 272 272  
 61  
 62 62  
 0  
 0  
 496 496  
 0  
 222  
 0  
 11600  
 1AESS/REPL  
 7.00

SE7  
 4:1  
 6.35  
 0.00  
 650000  
 272  
 0  
 62  
 0  
 0  
 496  
 0  
 4  
 0  
 400  
 SM63/VMC/ACO  
 7.00

SE9  
 4:1  
 6.35  
 34.96  
 650000  
 48 320  
 40  
 7 69  
 48 544  
 208  
 0  
 600  
 GROWTH  
 7.00

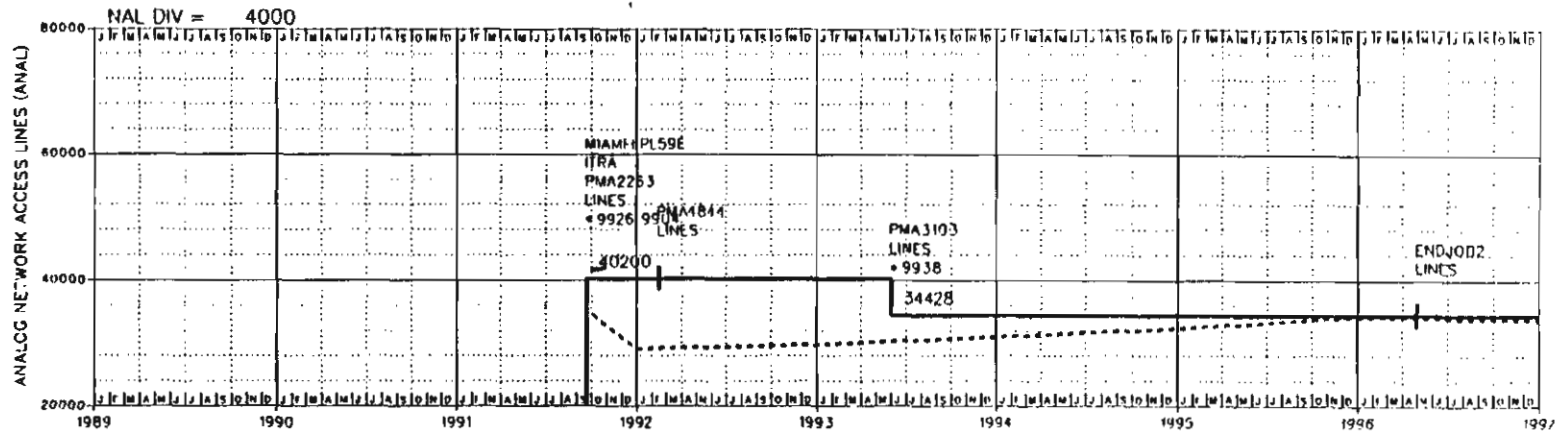
SE9  
 4:1  
 6.35  
 0.00  
 650000  
 -320 0  
 46  
 11 80  
 0  
 0  
 88 632  
 0  
 241  
 0  
 2200  
 ENOJOO  
 7.00

JOB CAT.

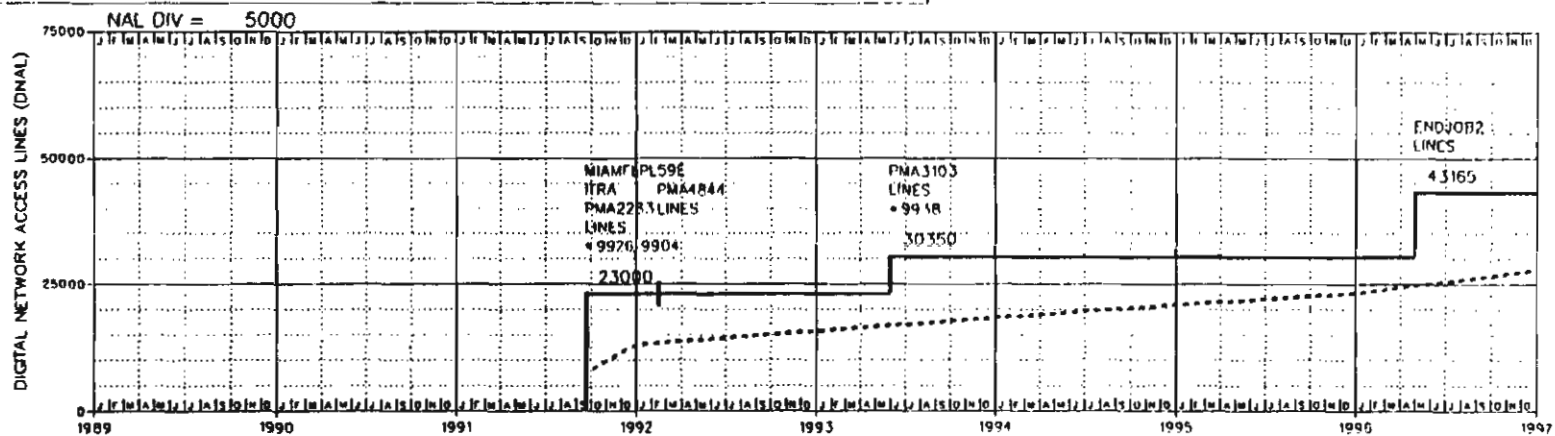
I

II

A



YEAR	1989	1990	1991	1992	1993	1994	1995	1996	1997
NAL			(F)	29084 (F)	29755 (F)	30965 (F)	32379 (F)	34204 (F)	33679 (F)
ANLG LNS				29084	29755	30965	32379	34204	33679
CCS/NAL			0.00	6.35	6.35	6.35	6.35	6.35	6.35
ACCS ACTUAL									
NAL/LN RATIO				1.00000	1.00000	1.00000	1.00000	1.00000	1.00000



YEAR	1989	1990	1991	1992	1993	1994	1995	1996	1997
NAL			(F)	13067 (F)	15701 (F)	18266 (F)	20865 (F)	23114 (F)	27787 (F)
DNAL			0.00	6.35	6.35	6.35	6.35	6.35	6.35
CCS/NAL									
ACCS ACTUAL									
SLC SYS			0	260	300	323	346	377	436
URBAN SYS			0	0	0	0	0	0	0
NAL/LN RATIO				1.00000	1.00000	1.00000	1.00000	1.00000	1.00000

NOTES:  
 9904 CCS/ TRUNK SIGNALING  
 9926 CCS ACCESS CAPACITY  
 9938 ISDN PRIMARY RATE  
 INTERFACE (PRI)

REASON FOR REISSUE:

DATE OF ISSUE: 11/25/91  
 EXCHANGE: MIAMI  
 DATABASE: LIVE  
 CO TYPE: SES  
 ANALOG

BUILDING: MIAMI PL59E  
 SWITCH HOST  
 FCSI DATE: 06/15/91  
 LATEST ANAL: 42041  
 CONTACT: CMVICFNS  
 CONTACT NO.: 06WILCHER  
 EQUIP ENGR: JLKERNES

DIGITAL  
 DLGFLST DATE: 01/1/90

LATEST DNAL: 0  
 LATEST SLC: -9998998  
 LATEST URBN: -9998998  
 LATEST D117: -9998998

ENTITY: MIAMFLPLDSO  
 CHART: 23.4

REPORT: PART B  
 PAGE: 1 OF 1  
 BUILDING: MIAM PALMETTO  
 ENT CUT: 09/21/91

ENTITY: MIAMFLPLOS0  
 ENT TERM: 01/01/99

LSOF SYSTEM  
 DIGITAL PART B VERSION 1.00  
 DATABASE: LIVE

DATE: 11/25/91  
 TIME: 19:54:41  
 CHART NO.: 23.4  
 EQ TYPE: 5ES

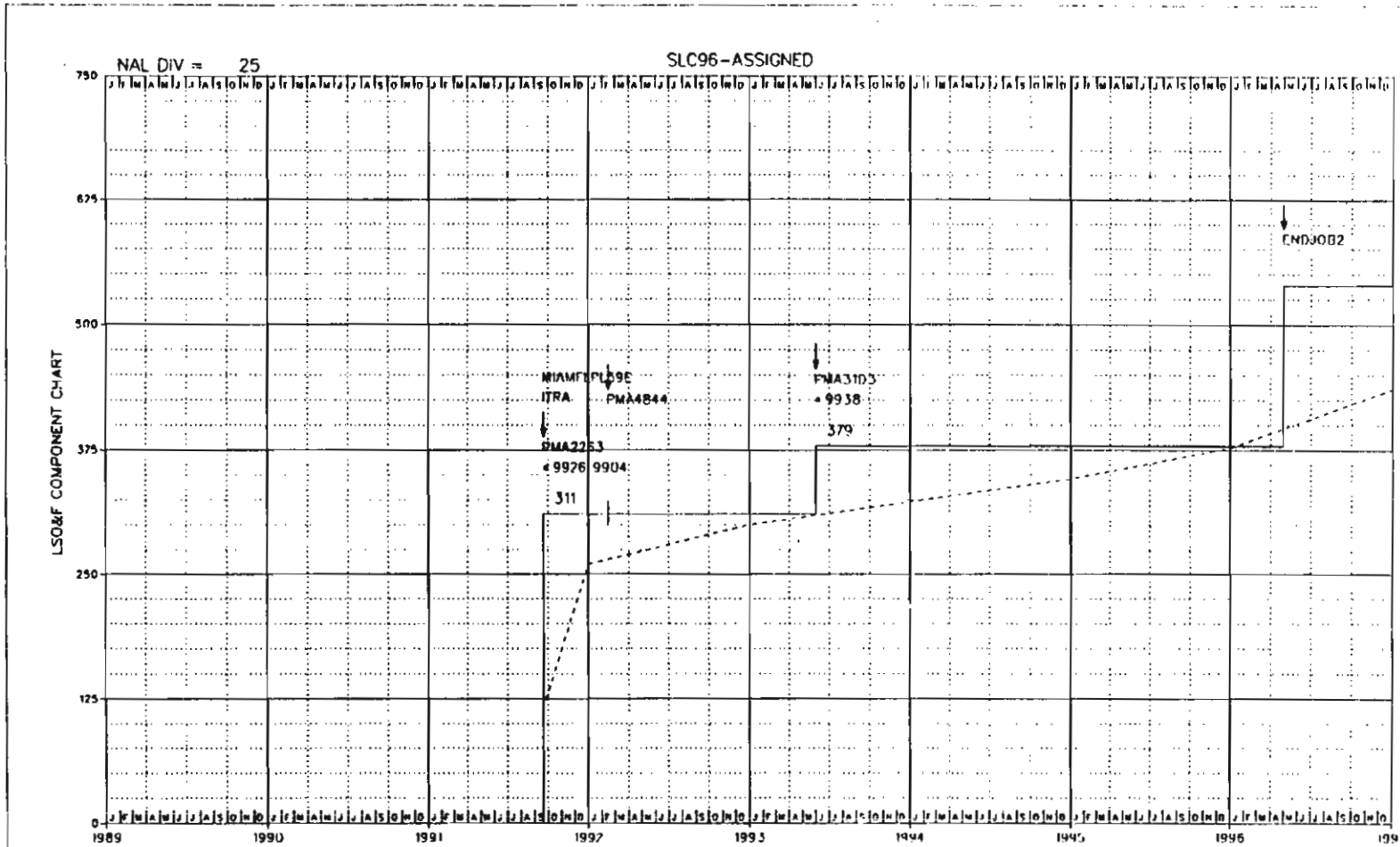
JOB/ADJ/RT	1991AT1	PMA2263	PMA4844	PMA3103	ENOJ082
EVENT-NUM		EVT1	EVT1	EVT1	EVT1
EVENT-DATE	09/21/91	09/21/91	02/15/92	06/01/93	04/30/96
RDYSO/TDATE	09/21/91	09/21/91	02/15/92	06/01/93	04/30/96
REOSD	**/**/**	09/21/91	02/15/92	06/01/93	04/30/96
CAP EXH.	**/**/**	**/**/**	**/**/**	**/**/**	**/**/**
SHIP DATE	**/**/**	11/03/90	11/15/91	12/14/92	09/05/95
JOB DESC.	ITRA	REPL	SM63	GA	GA
TRANS ENT	MIAMFLPL59E				

ANALOG SECTION -----

NAL TRANS	35160						
NAL CAP TC		36800	36800	36800	-2372	34428	34428
LNS		40200	40200	40200	-5772	34428	34428
ML		40200	40200	40200	-5772	34428	34428
LINE UNITS		177	177	177		150	150
INST. LNS		45312	45312	45312	-6912	38400	38400
URV ASSGN		680	680	680	-104	576	576
%FILL		90.07		90.07	91.02		91.02
ALNCAP LNS		40200	40200	40200	-5772	34428	34428
RENG CCS NAL		6.35		6.35	6.35		6.35
ANLG DEF LNS					0		
ISDN CAP TC		200	200	300	500	1000	400
ISDN CAP LNS		200	200	300	500	1000	400
ISDN CAP ML		200	200	300	500	1000	400
ISDN LN MOO		200	200	-198	2	2	2
ISDN INS LNS		200	200	300	500	1000	400
ISDN URV LNS		25	25	-25	0	0	0
ISDN %FILL		86.83		100.00	100.00		100.00
ISDN ENG CCS		12.00		12.00			

DIGITAL SECTION -----

NAL TRANS	7560						
NAL CAP TC		23000	23000	23000	7350	30350	12815
LNS		23000	23000	23000	7350	30350	12815
ML		23000	23000	23000	7350	30350	12815
LINE UNITS		78	78	78		95	135
INST. LNS		29952	29952	29952	6528	36480	15360
URV ASSGN		96	96	96		96	96
%FILL		77.04		77.04	83.42		83.42
DLNCAP LNS		23000	23000	23000	7350	30350	12815
DENG CCS NAL		6.35		6.35	6.35		6.35
CAP SLC SYS		311	311	311	68	379	160
ENG SLC MD 1		311	311	311	68	379	579
ENG SLC MD 2						0	
DEF SLC SYS		0	0	0		0	
CAP URBAN SYS		0	0	0		0	
DEF URBAN SYS		0	0	0		0	
CAP DMS112						0	
SLC OLU						0	
URBAN OLU						0	



NOTES:  
9904 CCS TRUNK SIGNALING  
9926 CCS ACCESS CAPABILITY  
9938 ISDN PRIMARY RATE  
INTERFACE (PRI)

REASON FOR REISSUE:

DATE OF ISSUE: 11/25/91  
EXCHANGE: MIAMI  
DATABASE: LIVE  
EO TYPE: SLS  
NXX: 470 471 477 478 591  
592 593 594 597 599

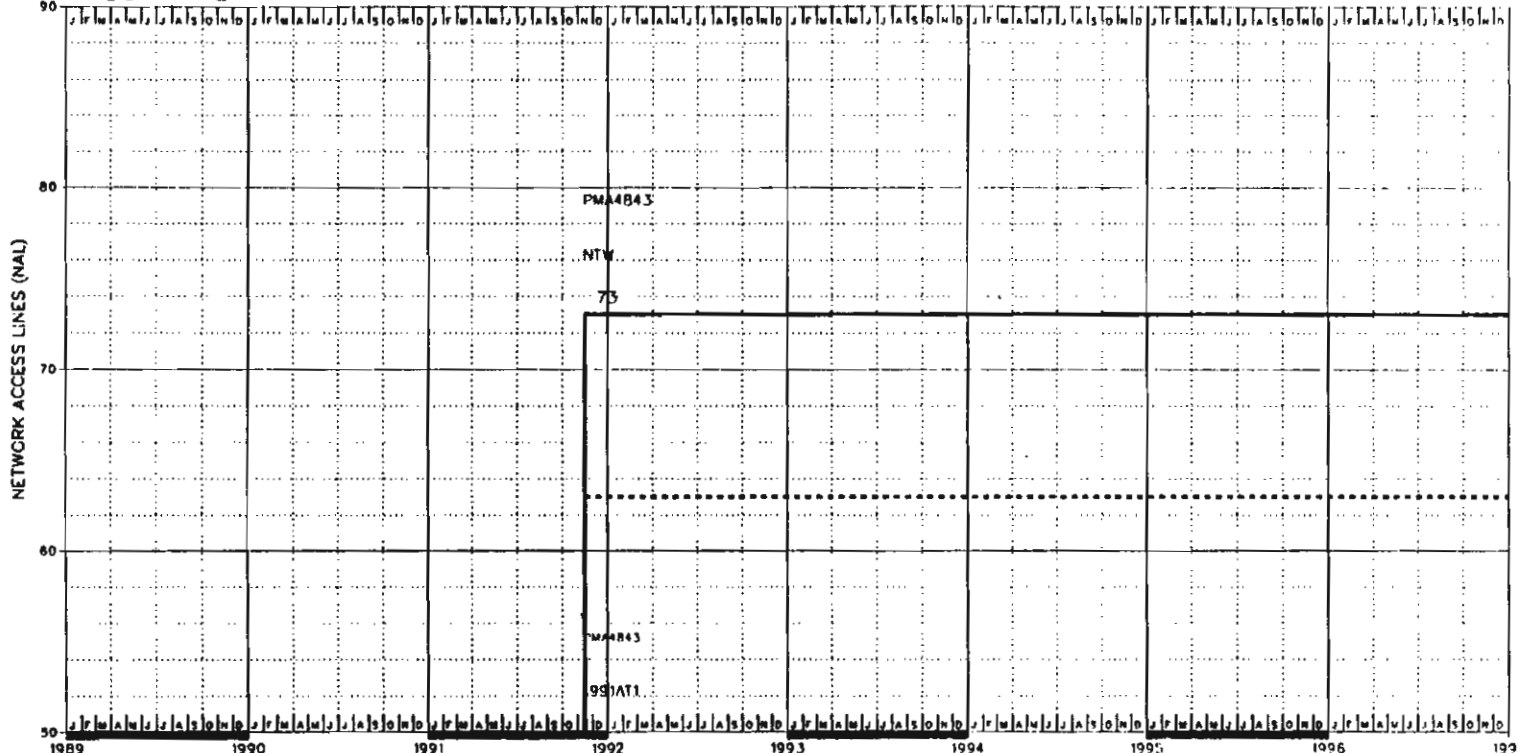
BUILDING: MIAMI PLD SOE STATE: FL  
LATA: 5027/480  
COMPANY: SBC TEL ARFA SRES  
DIVISION: SFND DISTRICT: NDAO  
EXHAUST: 01/01/99  
CONTACT: CMVICENS  
NUMBER: BCWILCHER

YEAR	1989	1990	1991	1992	1993	1994	1995	1996
DEMAND GAIN				260 (F) 40	300 (F) 23	323 (F) 23	346 (F) 31	377 (F) 59
SLC MODE 1C				0	0	0	0	0
SLC MODE 1F				260	300	323	346	377
SLC MODE 2C				0	0	0	0	0
SLC MODE 2F				0	0	0	0	0

ENTITY: MIAMI PLD SOE CHART: 23.4



NAL DIV = 2



NOTES:

REASON FOR REISSUE:

DATE OF ISSUE: 11/25/91  
 EXCHANGE: MIAMI  
 DATABASE: LIVE  
 CO TYPE: SES  
 NXX:

BUILDING: MIAMFL PL STAFF: FI  
 LATA: SOET/460  
 COMPANY: SBLL AREA: SBFS  
 DIVISION: SFNO DISTRICT: HDADP  
 EXHAUST: 01/01/99  
 CONTACT: CMVICENS  
 NUMBER: BRWILCHER  
 EQ ENGINEER

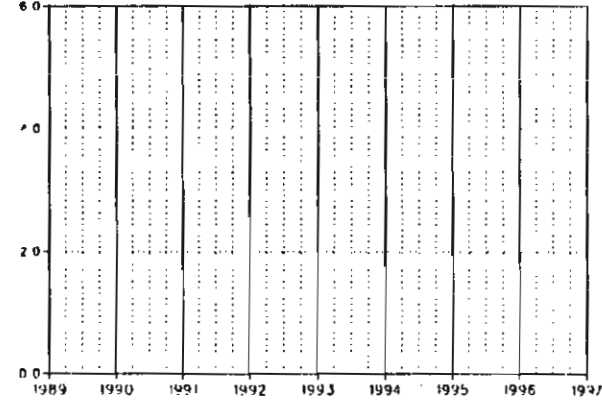
E. A. DATE: 11/15/91  
 DIR CLOSE: 05/14/92  
 DIR DELIVER: 10/02/92  
 NAL FCST: 06/15/91  
 CCS FCST: \*\*/\*\*/\*\*  
 ENTITY CUT: 11/15/91  
 ENTITY TERM: 01/01/99  
 LATEST NAL SWITCH HOST: MIAMFLPLD50  
 ENTITY: CHART:

MIAMFLPLK22 23.5

YEAR	1989	1990	1991	1992	1993	1994	1995	1996	1997
NAL				63 (F)	63 (F)	63 (F)	63 (F)	63 (F)	63 (F)
LINES				63	63	63	63	63	63
CCS/NAL				0.00	0.00	0.00	0.00	0.00	0.00
CCS STATUS									
NAL/LN RATIO				1.00000	1.00000	1.00000	1.00000	1.00000	1.00000
SVC.									
DTS									
IML									
%IFFM									

JOBNUM	RDYSD	REQSD	SHIP
PMA4843	11/15/91	11/15/91	11/15/91



REPORT: PARTB  
PAGE: 1 OF 1  
BUILDING: MIAM PALMETTO  
ENT CUT: 11/15/91

ENTITY: MIAMFLPK22  
ENT TERM: 01/01/99

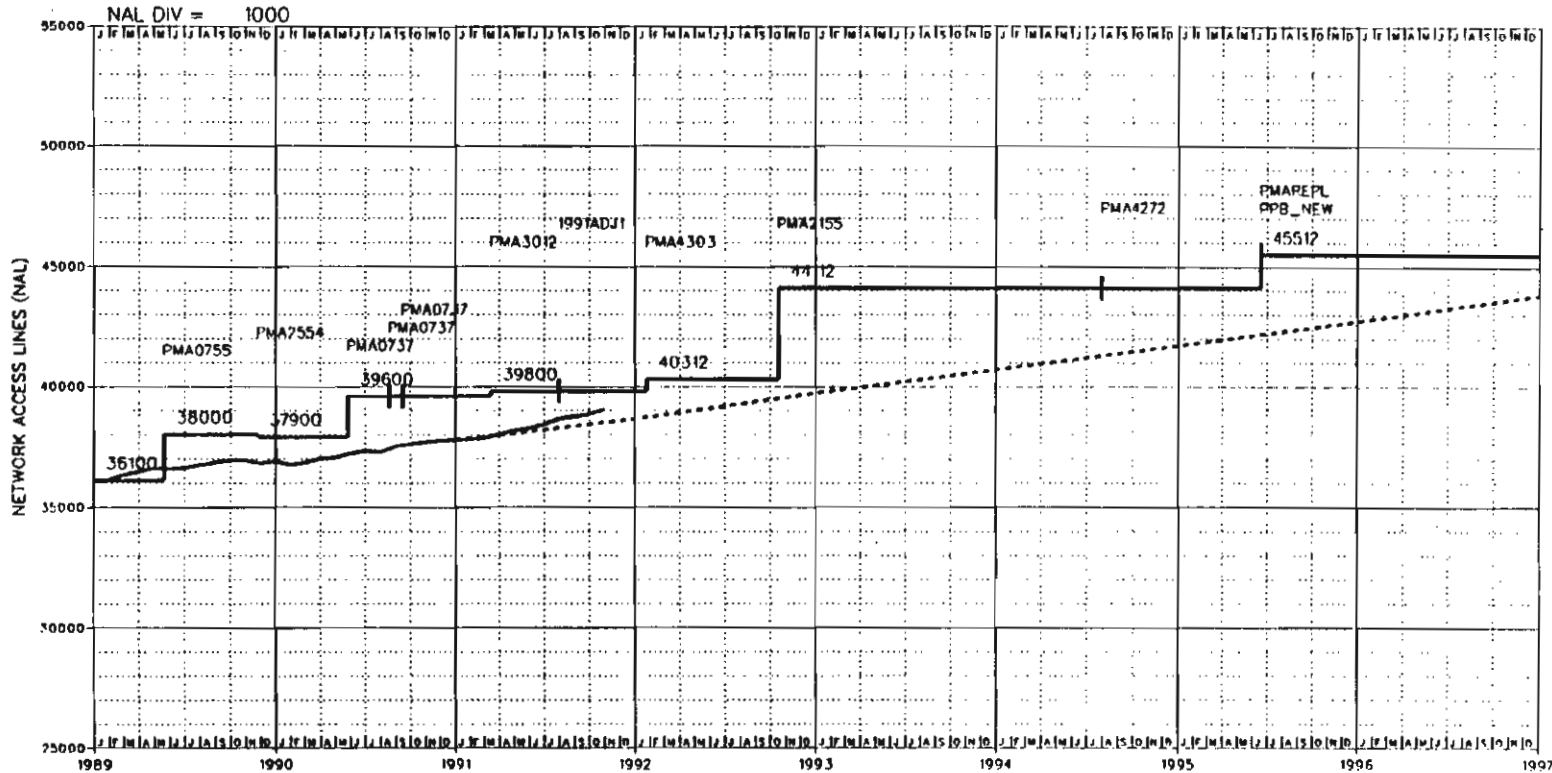
LSDP SYSTEM  
GRAPHIC PART B VERSION 1.00  
DATABASE: LIVE

DATE: 11/25/91  
TIME: 19:54:41  
CHART NO.: 23.5  
ED TYPE: SES

JOB/ADJ/AT	1991ATI	PMA4B43
EVENT-NUM		EVTI
EVENT-DATE	11/15/91	11/15/91
ROYSO/TOATE	11/15/91	11/15/91
REQSD	##/##/##	11/15/91
CAP EXH.	##/##/##	##/##/##
SHIP DATE	##/##/##	11/15/91
JOB DESC.	CNTX	GA
NAL TRANS	63	
TRANS ENT	VHC/ACD	
LSEI		NTW
NAL CAP SE		
TC		0
LNS		0
NOS		
ML	73	73
CNTRX CAP		
INST. NOS		
UAV ASSGN		
%FNOS		
INST. LNS		0
UAV ASSGN		0
%TOTAL FILL		
LNCAP IN LNS		0
SIZING DATE	10/24/91	
NOO DUE	11/01/91	
TELCO QUE	11/13/91	
TURNOVER	11/15/91	
GENERIC SVC		
GENERIC	SE6	
CDNC RATIO		
ENG LSF		
ENG CCS/NAL		
DESIGN BS		
MRAJ	0.00	
PROCESSOR		
CAP TRUNK		
DGTL TK UNIT		
LLN/LI/SM/NH		
LSR/LTS/##/##		
LSH/##/##/L32		
TSC/##/ISS/NP		
ILN/##/##/L64		
IDT FRS/SHL	1	
REUSE FR/SHL		
GROSS ADDNS	66	
EXT JOB OESC	RISLU	
%CTDIP		

JOB CAT.

A



NOTES:

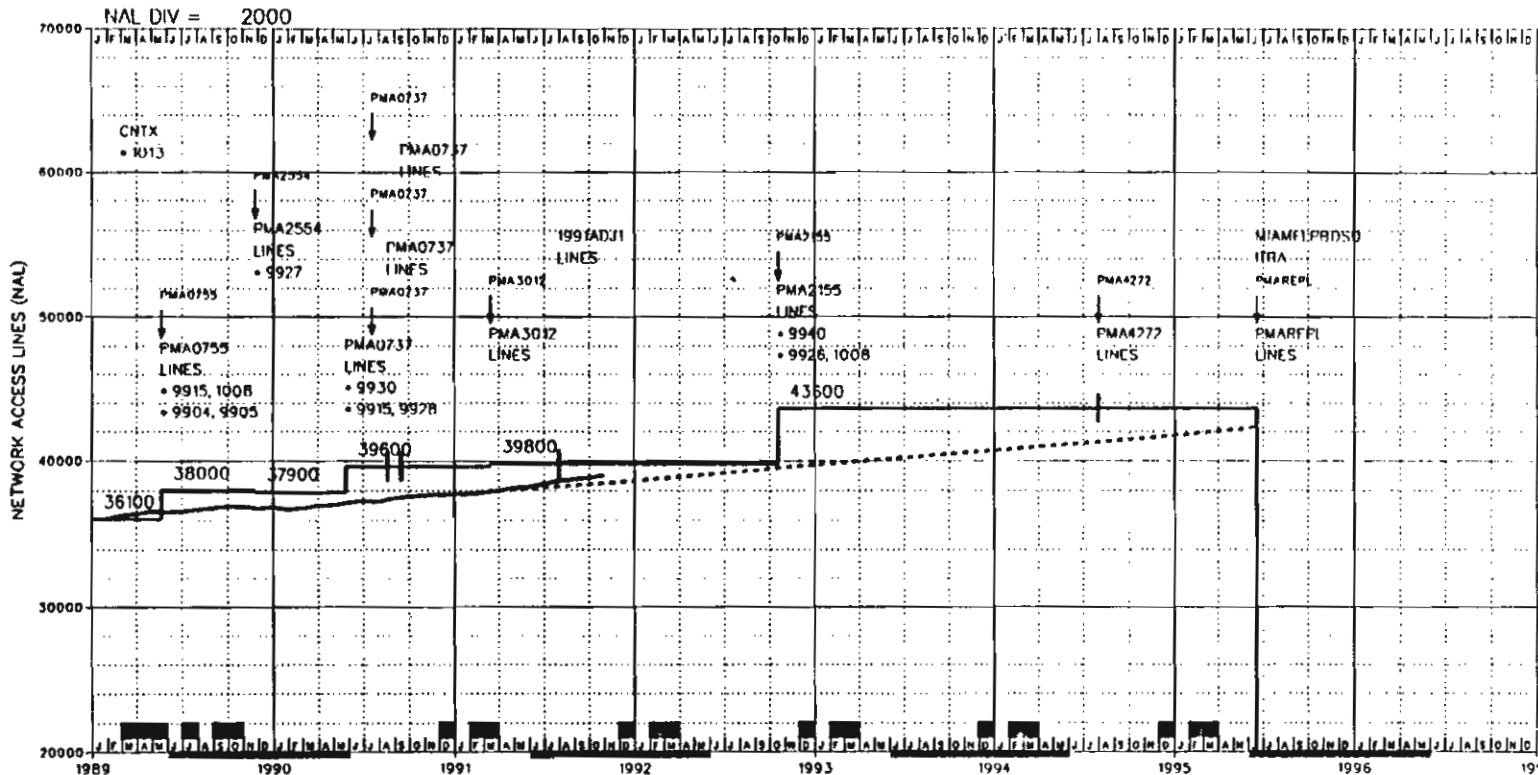
REASON FOR REISSUE:

DATE OF ISSUE: 11/25/91  
 EXCHANGE: MIAMI  
 DATABASE: LIVE

BUILDING: MIAMI PPB STATE FI  
 LATA: SOET/460  
 COMPANY: SBEL AREA: SBFS  
 DIVISION: SFNO DISTRICT: NDAD  
 EXHAUST: 01/01/99

YEAR	1989		1990		1991		1992		1993		1994		1995		1996	
NAL/GAIN	36045	835	36880	887	37787	868	38635	1089	39724	990	40714	997	41711	1023	42734	1091
NAL/LN RATIO																

BUILDING: MIAMI PPB CHART: 24.0



NOTES:  
 1008 JOB TIMED FOR DCT  
 1013 PARY LINE TO PRIVATE  
 LINE CONVERSION  
 9904 CCS7 TRUNK SIGNALING  
 9905 TOUCHSTAR PHASE 1  
 9915 MINIMUM SIZE JOB  
 9926 CCS ACCESS CAPABILITY  
 9927 ADVANCED TOLL INTEGRITY  
 CHECKING SYSTEM  
 9928 ONA REQUIREMENTS  
 9930 CALLER ID (CLID) & CND  
 9940 CALL FWD-DON'T-ANSWER  
 AFTER CALL WAITING

REASON FOR REISSUE:  
 1832 25 MAHKOVA DR. ODI  
 1600-1700

DATE OF ISSUE: 11/25/91  
 EXCHANGE: MIAMI  
 DATABASE: LIVE  
 CO TYPE: IAES  
 NXX:  
 780X 880X 881X 882S 883 884  
 885 886X 887 888 889

BUILDING: MIAMI PB STATE: FL  
 LATA: SOET/460  
 COMPANY: SBEL AREA SBFS  
 DIVISION: SFNO DISTRICT NDAD  
 EXHAUST: 01/01/99  
 CONTACT: KJDI/PRIMA  
 NUMBER: BGVILCHER  
 EO ENGINEER: JLK/ERNS

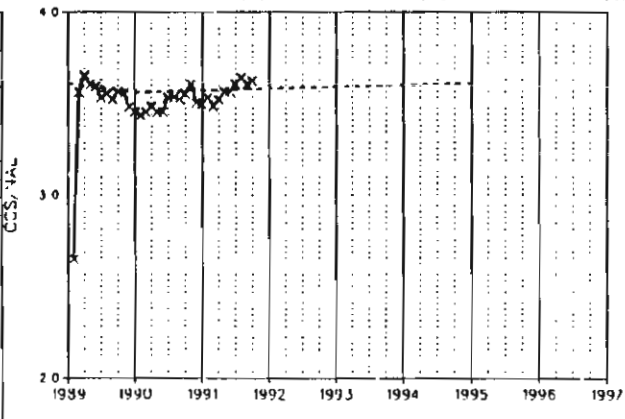
E. A. DATE: 02/25/85  
 DIR CLOSE: 05/14/92  
 DIR DELIVER: 09/11/92  
 NAL FCST: 06/15/91  
 CCS FCST: 07/25/90  
 ENTITY CUT: 08/31/75  
 ENTITY TEPM: 06/18/95  
 LAIES1 NAL: 39023  
 SWITCH HOST  
 ENTITY:

MIAMFLPB88E CHART:  
 24 1

YEAR	1989	1990	1991	1992	1993	1994	1995	1996	1997
NAL	36045 (A)	36880(A)	37767 (A)	38635 (F)	39724 (F)	40714 (F)	41711 (F)		
LINES	36045	36880	37767	38635	39724	40714	41711		
CCS/NAL	3.61	3.56	3.57	3.58	3.59	3.60	3.61		
CCS STATUS	A	A							
NAL/LN RATIO	1.00000	1.00000	1.00000	1.00000	1.00000	1.00000	1.00000		

SVC.	1989	1990	1991	JOBNUM	RDYSD	REUSD	SHIP
DTS	●	●	●	PMA0755	05/21/89	05/21/89	01/21/89
	●	●	●	PMA2554	11/23/89	11/23/89	10/28/89
	●	●	●	PMA0737	05/27/90	07/18/90	04/07/90
	●	●	●	PMA0737	08/19/90	07/18/90	04/07/90
IML	●	●	●	PMA0737	09/15/90	07/18/90	04/07/90
	●	●	●	PMA3012	03/15/91	03/15/91	02/23/91
	●	●	●	PMA2155	10/18/92	10/18/92	06/27/92
%IFM	●	●	●	PMA4272	07/31/94	07/31/94	01/23/94



REPORT: PAR18

PAGE: 1 OF 2

BUILDING: MIAM PDINCIANA  
ENT CUT: 08/31/75

ENTITY: MIAMFLP888E  
ENT TERM: 06/18/95

LSOF SYSTEM

GRAPHIC PARY 8 VERSION 1.00

DATABASE: LIVE

DATE: 11/25/91

TIME: 19:54:41

CHART NO.: 24.1

EQ TYPE: 1AE5

JOB/ROJ/AT	1989AT1	PHA0755	PHA2554	PHA0737	PHA0737	PHA0737
EVENT-NUM		EVT1	EVT1	EVT1	EVT2	EVT3
EVENT-DATE	02/28/89	05/21/89	11/25/89	05/27/90	08/19/90	09/15/90
ROYSD/TOATE	02/28/89	05/21/89	11/25/89	09/15/90	09/15/90	09/15/90
REQSD	**/**/**	05/21/89	11/25/89	07/18/90	07/18/90	07/18/90
CAP EXH.	**/**/**	**/**/**	**/**/**	**/**/**	**/**/**	**/**/**
SHIP DATE	**/**/**	01/21/89	10/28/89	04/07/90	04/07/90	04/07/90
JOB DESC.	CNTX	CA	ATICS	CA	TKS	P/SIMS
NAL TRANS	58					
TRANS ENT						
LSEI		SCP	SCP	NTW	NTW	NTW
NAL CAP SE		3600 41100		1200 42300	-2600 42300	
TC		2600 42900		2000 44900		42300
LNS		1900 38000	-100 37900	1700 39600		39600
NOS		2100 39600	-100 39500	9300 48800		48800
ML		1900 38000	-100 37900	1700 39600		39600
CNTRX CAP		500 2000		600 2600		2600
INST. NOS		50000		10000 60000		60000
UAY ASSGN		-2439 3432	100 3532	2339 5871		5871
%FNOS		85.00	85.00	85.00	85.00	85.00
INST. LNS		2048 43008		2048 45056		45056
UAY ASSGN		53 1118	100 1218	53 1271		1271
%TOTAL FILL		90.70	90.70	90.43	90.43	90.43
LNCAP IN LNS		1900 38000	-100 37900	1700 39600		39600
SIZING DATE		03/14/88	09/11/89	09/15/89	09/15/89	09/15/89
NOO DUE		03/26/88		09/30/89	09/30/89	09/30/89
TELCO DUE		07/23/88	10/14/89	11/26/89	11/26/89	11/26/89
TURNOVER		05/21/89	11/25/89	09/15/90	09/15/90	09/15/90
GENERIC SVC				05/27/90	08/19/90	09/15/90
GENERIC		1AE10.05	1AE10.08	1AE10.08	1AE10.08	1AE10.08
CONC RATIO		4:1	4:1	4:1	4:1	4:1
ENG LSF						
ENG CCS/NAL		3.60	3.60	3.61	3.61	3.61
DESIGN 85						
MRAJ		13.90	0.00	28.75	25.40	25.40
PROCESSOR		-4100 47800	47800	-500 47200	47200	47200
CAP TRUNK		40 140		40 140	40 140	180
DCTL TK UNIT		2		0	2	0
LLN/LI/SM/NM		1 11	11	2 11	11	11
LSR/LIS/**		2 42	42	2 44	44	44
LSH/**/L32						
TSC/**/TSS/NP		48	48	48	48	48
TLN/**/L64		1024	1024	1024	1024	1024
TOT FR/SHL		8	0	3	0	0
REUSE FR/SHL		4	0	2	0	0
GROSS ADDNS		530	14	325	0	0
EXT JOB DESC		GROWTH/OCT	ATICS	ROY LSF/R OC	GROWTH/OCT&T	GROWTH/OCT&T
%CTDIP		6.30	6.30	6.57	6.57	6.57

JOB CAT.

A

M

A

T

M

REPORT: PART B  
 PAGE: 2 OF 2  
 BUILDING: MIAM POINCIANA  
 ENT CUT: 08/31/75

ENTITY: MIAMFLPB88E  
 ENT TERM: 06/18/95

LSDF SYSTEM  
 GRAPHIC PART B VERSION 1.00  
 DATABASE: LIVE

DATE: 11/25/91  
 TIME: 19:54:41  
 CHART NO.: 24.1  
 EQ TYPE: IAES

JOB/ADJ/AT PMA3012  
 EVENT-NUM EVT1  
 EVENT-DATE 03/15/91  
 ROYSO/TDATE 03/15/91  
 REQSO 03/15/91

1991ADJ1  
 EVT1  
 07/31/91  
 07/31/91  
 \*\*/\*\*/\*\*

PMA2155  
 EVT1  
 10/18/92  
 10/18/92  
 10/18/92

PMA4272  
 EVT1  
 07/31/94  
 07/31/94  
 07/31/94

1995ATI  
 06/18/95  
 06/18/95  
 \*\*/\*\*/\*\*

PMAREPL  
 EVT1  
 06/18/95  
 06/18/95  
 06/18/95

CAP EXH. \*\*/\*\*/\*\*  
 SHIP DATE 02/23/91  
 JOB DESC. GENERIC  
 NAL TRANS  
 TRANS ENT

\*\*/\*\*/\*\*  
 \*\*/\*\*/\*\*  
 REACH

\*\*/\*\*/\*\*  
 06/27/92  
 GA

\*\*/\*\*/\*\*  
 04/23/94  
 TRKS

\*\*/\*\*/\*\*  
 \*\*/\*\*/\*\*  
 1TRA  
 -42300  
 MIAMFLPBDSO

\*\*/\*\*/\*\*  
 \*\*/\*\*/\*\*  
 01/07/95  
 01SP

LSEI  
 NAL CAP SE NTW 42300  
 TC 42300  
 LNS 200 39800  
 NOS 48800  
 ML 200 39800  
 CNTRX CAP 2600  
 INST. NOS 60000  
 UAY ASSGN 5871  
 %FNOS 85.00  
 INST. LNS 45056  
 UAY ASSGN 1271  
 %TOTAL FILL 90.43  
 LNCAP IN LNS 200 39800  
 SIZING DATE 01/04/91  
 NOO DUE 01/06/91  
 TELCO DUE 01/11/91  
 TURNOVER 03/15/91  
 GENERIC SVC 03/15/91  
 GENERIC 1AE10.09  
 CONC RATIO 4:1  
 ENG LSF  
 ENG CCS/NAL 3.61  
 DESIGN BS  
 MRAJ 0.00  
 PROCESSOR 47200  
 CAP TRUNK 180  
 OGTL TK UNIT 0  
 LLN/LI/SM/NM 11  
 LSR/LTS/\*\* 44  
 LSH/\*\*/L32  
 TSC/\*\*/TSS/NP 48  
 TLN/\*\*/L64 1024  
 TOT FRS/SHL 0  
 REUSE FR/SHL 0  
 GROSS ADDNS 25  
 EXT JOB DESC 9SC180N  
 %CTOIP 6.20

PROC  
 -2200 40100  
 42300  
 39800  
 48800  
 39800  
 2600  
 60000  
 5871  
 85.00  
 45056  
 1271  
 90.43  
 39800  
 01/04/91  
 01/06/91  
 01/11/91  
 03/15/91  
 03/15/91  
 1AE10.09  
 4:1  
 3.61  
 0.00  
 -7100 40100  
 180  
 11  
 44  
 48  
 48  
 1024  
 0  
 0  
 0  
 6.20

SCP  
 7300 47400  
 6600 48900  
 3800 43600  
 100 48900  
 3800 43600  
 2600  
 60000  
 5871  
 85.00  
 4096 49152  
 107 1378  
 91.18  
 3800 43600  
 00/26/91  
 08/24/91  
 12/21/91  
 10/18/92  
 09/13/92  
 1AE11  
 4:1  
 3.61  
 31.97  
 32800 72900  
 40 220  
 2  
 1 12  
 4 48  
 48  
 48 1024  
 5  
 5  
 800  
 2OCT/LIN  
 5.82

SCP  
 47400  
 48900  
 43600  
 48900  
 43600  
 2600  
 60000  
 5871  
 85.00  
 49152  
 1378  
 91.18  
 43600  
 06/06/91  
 06/19/93  
 07/18/93  
 07/31/94  
 07/31/94  
 1AE11  
 4:1  
 3.61  
 21.62  
 72900  
 240  
 1  
 12  
 48  
 48  
 48 1024  
 0  
 0  
 50  
 1 OCT  
 5.82

NTW  
 -47400 0  
 -48900 0  
 -43600 0  
 -48900 0  
 -43600 0  
 -2600 0  
 -60000 0  
 -5871 0  
 -49152 0  
 -4378 0  
 -43600 0  
 03/11/91  
 03/05/94  
 07/02/94  
 06/18/95  
 06/18/95

NTW  
 -47400 0  
 -48900 0  
 -43600 0  
 -48900 0  
 -43600 0  
 -2600 0  
 -60000 0  
 -5871 0  
 -49152 0  
 -4378 0  
 -43600 0  
 03/11/91  
 03/05/94  
 07/02/94  
 06/18/95  
 06/18/95  
 0.00  
 0.00  
 -72900 0  
 -240 0  
 0  
 -12 0  
 -48 0  
 -48 0  
 -1024 0  
 0  
 0  
 0  
 0.00

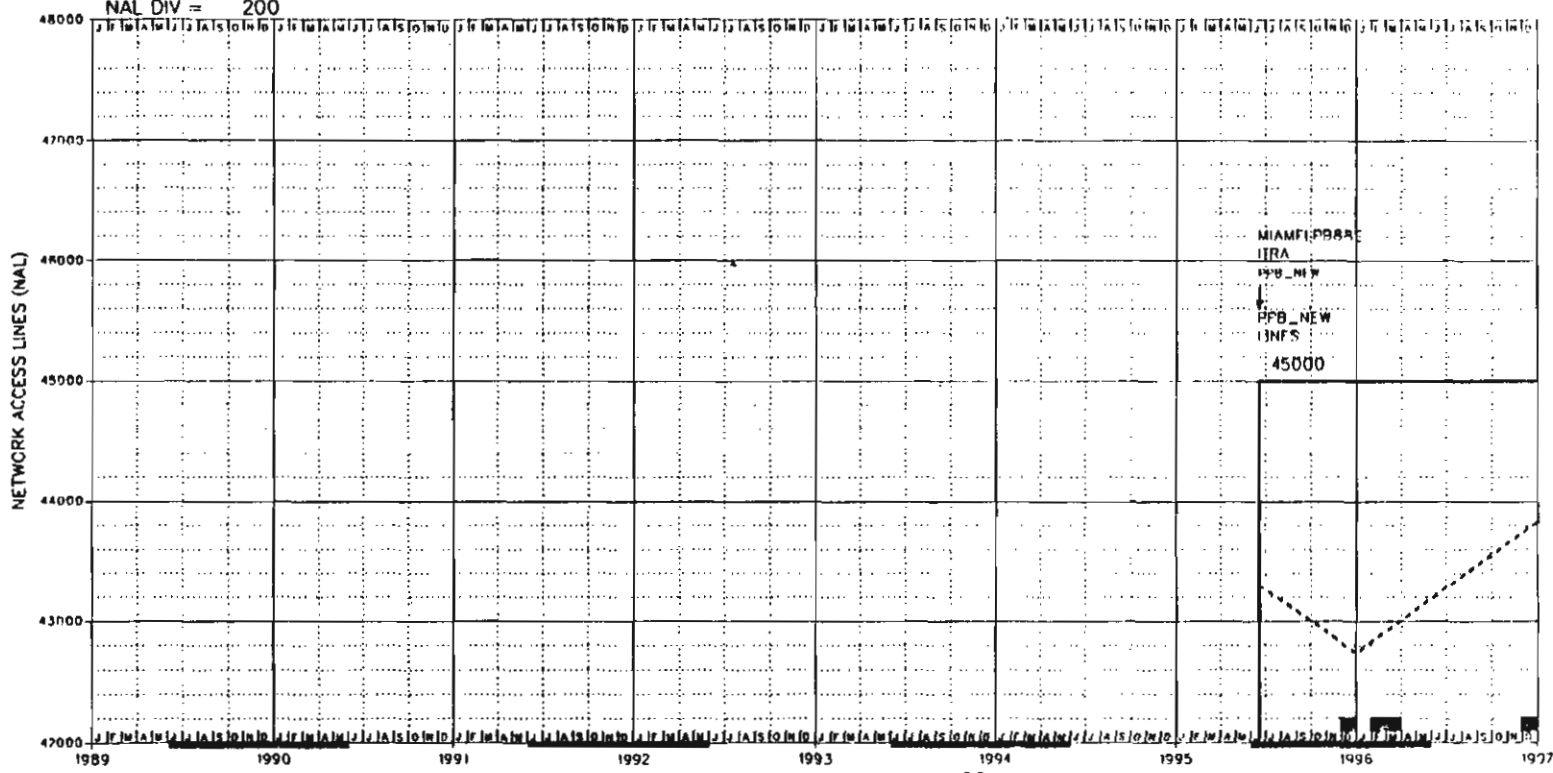
JOB CAT. C

A

T

0

NAL DIV = 200



NOTES:

REASON FOR REISSUE:  
1832 25 NAHKODA DR. OBH  
1600-1700

DATE OF ISSUE: 11/25/91  
EXCHANGE: MIAMI  
DATABASE: IIVF  
EQ TYPE: DCTL  
NXX:  
780X 880T 881X 882S 883F 884F  
885G 886G 887F 888F 889F

BUILDING: MIAMFLPB STATE: FL  
LATA: SOET/460  
COMPANY: SBEL AREA: SHIS  
DIVISION: SFNO DISTRICT: NDAD  
CXMUST: 01/01/99  
CONTACT: KJLIPINMA  
NUMBER: BOWILCHER  
EQ ENGINEER: JLKERNS

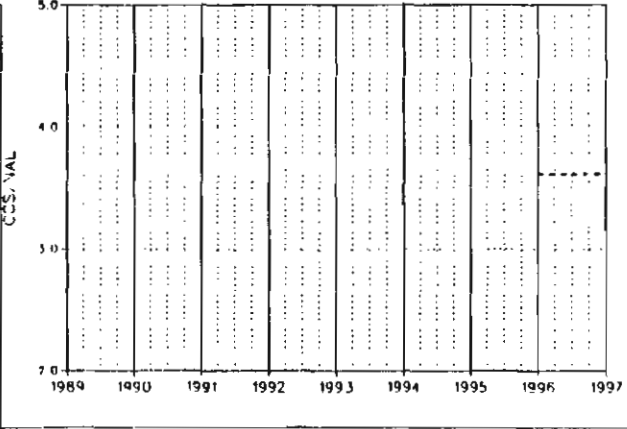
E. A. DATE: 06/18/95  
DIR CLOSE: \*\*/\*\*/\*\*  
DIR DELIVER: \*\*/\*\*/\*\*  
NAL FCST: 05/28/91  
CCS FCST: 06/18/95  
ENTITY CUT: 06/18/95  
ENTITY TERM: 01/01/99

ENTITY: MIAMFLPBDSO CHART: 24.2

YEAR	1989	1990	1991	1992	1993	1994	1995	1996	1997
NAL								42734 (F)	43825 (F)
LINES								42734	43825
ECS/NAL								3.61	3.61
ECS STATUS									
NAL/LN RATIO								1.00000	1.00000

SVC.	1989	1990	1991	JOBNUM	RDYSU	REQSD	SHIP
DTS				PPB_NEW	06/18/95	06/18/95	01/07/95
IML				ENDJOB	06/18/97	06/18/97	01/14/97
%IFFM							



REPORT: PART B  
 PAGE: 1 OF 1  
 BUILDING: MIAM POINCIANA  
 ENT CUT: 06/18/95

ENTITY: MIAMFLPBOSO  
 ENT TERM: 01/01/99

LSDP SYSTEM  
 GRAPHIC PART B VERSION 1.00  
 DATABASE: LIVE

DATE: 11/25/91  
 TIME: 19:54:41  
 CHART NO.: 24.2  
 EO TYPE: DCTL

JOB/ADJ/AT 1995AT1  
 EVENT-NUM  
 EVENT-DATE 06/18/95  
 RDTSD/TDATE 06/18/95  
 REOSD \*\*/\*\*/\*\*  
 CAP EXH. \*\*/\*\*/\*\*  
 SHIP DATE \*\*/\*\*/\*\*  
 JOB DESC. ITRA  
 NAL TRANS 43300  
 TRANS ENT MIAMFLPB88E

PPB-NEW  
 EVT1  
 06/18/95  
 06/18/95  
 06/18/95  
 \*\*/\*\*/\*\*  
 \*\*/\*\*/\*\*  
 01/07/95  
 REPL


ENDJOB  
 EVT1  
 06/18/97  
 06/18/97  
 06/18/97  
 \*\*/\*\*/\*\*  
 01/14/97  
 END JOB

LSE1				
NAL CAP SE	55000	55000		55000
TC	53300	53300	1940	55240
LNS	45000	45000	1200	46200
NOS	48900	48900		48900
ML	45000	45000	1200	46200
CNTRX CAP				
INST. NOS	60000	60000		60000
WAY ASSGN	5871	5871		5871
ZFNOS	85.00		85.00	
INST. LNS	54531	54531	1977	56508
WAY ASSGN	1158	1158	-1	1157
ZTOTAL FILL	84.18		83.32	
LNCAP IN LNS	45000	45000	1200	46200
SIZING DATE			03/12/91	
NDO DUE	03/12/94		03/26/96	
TELCO DUE	07/09/94		07/09/96	
TURNOVER	04/23/95		06/18/97	
GENERIC SVC	06/18/95			
GENERIC	SE10		SE10	
CONC RATIO				
ENG LSF	3.40			
ENG CCS/NAL				
DESIGN BS				
MRAJ	24.02		0.00	
PROCESSOR				
CAP TRUNK	312	312	16	328
DGTL TK UNIT	39			
LLN/LI/SM/NM	31	31	2	33
LSR/LTS/**				
LSH/**/L32				
TSC/**/TSS/NP	242	242	11	253
TLN/**/L64				
TOT FRS/SHL	101		107	
REUSE FR/SHL			0	
GROSS ADONS	4980		500	
EXT JOB OESC			END JOB	
ZCTOIP				


JOB CAT.

1





YEAR	1989	1990	1991	1992	1993	1994	1995	1996	1997
NAL								38461 (F)	38461 (F)
ANLG LNS								38461	38461
CCS/NAL								3.61	3.61
ACCS ACTUAL									
NAL/LN RATIO								1.00000	1.00000



YEAR	1989	1990	1991	1992	1993	1994	1995	1996	1997
NAL								4273 (F)	5364 (F)
DGTL CCS/NAL								3.61	3.61
CCS ACTUAL									
U.C. SYS								75	94
URBAN SYS								0	0
NAL/LN RATIO								1.00000	1.00000

NOTES:

REASON FOR REISSUE:  
 18.32 25 NAKKODA DR. OBH  
 1600-1700

DATE OF ISSUE: 11/25/91  
 EXCHANGE: MIAMI  
 DATABASE: LIVE  
 CO TYPE: DGTL  
 ANALOG

BUILDING: MIAMI POINCIANA  
 SWITCH HOST

FCST DATE: 05/28/91  
 LATEST ANAL: -9988998  
 CONTACT: KJDI PRIMA  
 CONTACT NO.: 86WILCHER  
 EQUIP ENCR: JGKLRNS

DIGITAL  
 DLFCST DATE: \*\*/\*\*

LATEST DNAL: -9988998  
 LATEST SLC: -9988998  
 LATEST URBN: -9988998  
 LATEST D117: -9988998

ENTITY: CHART  
 MIAMI LPBDSO: 24.2

REPORT: PART B

LSOF SYSTEM

DATE: 11/25/91

PAGE: 1 OF 1

DIGITAL PART B VERSION 1.00

TIME: 19:54:41

BUILDING: MIAM POINCIANA

ENTITY: MIAMFLPBOSO

DATABASE: LIVE

CHART NO.: 24.2

ENT CUT: 06/18/95

ENT TERM: 01/01/99

EO TYPE: DCTL

JOB/ROJ/AT	1995AT1	PPB-NEW	ENOJOB
EVENTI-NUM		EVTI	EVTI
EVENT-DATE	06/18/95	06/18/95	06/18/97
ROYSO/TOATE	06/18/95	06/18/95	06/18/97
REOSO	##/##/##	06/18/95	06/18/97
CAP EXH.	##/##/##	##/##/##	##/##/##
SHIP DATE	##/##/##	01/07/95	01/14/97
JOB DESC:	ITRA	REPL	ENO JOB
TRANS ENT	MIAMFLPB08E		

ANALOG SECTION -----

NAL TRANS	39080			
NAL CAP TC		42500	42500	42500
LNS		38500	38500	38500
ML		38500	38500	38500
LINE UNITS		85	85	85
INST. LNS		43520	43520	43520
URV ASSGN		1062	1062	-1
ZFILL		90.40	90.40	1061
ALNCAP LNS		38500	38500	38500
RENG CCS NAL		3.40	3.40	
ANLG DEF LNS		0	0	0
ISON CAP TC		0	0	0
ISDN CAP LNS		0	0	0
ISON CAP ML		0	0	0
ISDN LN MOO		0	0	0
ISON INS LNS		0	0	0
ISDN URV LNS		0	0	0
ISON ZFILL				
ISON ENG CCS				

DIGITAL SECTION -----

NAL TRANS	4220			
NAL CAP TC		10800	10800	1940
LNS		6500	6500	1200
ML		6500	6500	7700
LINE UNITS		20	20	24
INST. LNS		11011	11011	1977
URV ASSGN		96	96	12988
ZFILL		60.00	60.00	96
DLNCAP LNS		6500	6500	1200
DENG CCS NAL		3.40	3.40	7700
CAP SLC SYS		114	114	6
ENG SLC MO 1		114	114	6
ENG SLC MO 2		0	0	0
DEF SLC SYS		0	0	0
CAP URBN SYS		0	0	0
DEF URBN SYS		0	0	0
CAP OMS112		0	0	0
SLC OLU		20	20	4
URBAN OLU		0	0	24





REPORT: PARTB

PAGE: 1 OF 1

BUILDING: MIAM POINCIANA

ENT CUT: 01/25/92

ENTITY: MIAMFLPBRSO

ENT TERM: \*\*/\*\*/\*\*

LSDF SYSTEM

GRAPHIC PART B VERSION 1.00

DATABASE: LIVE

DATE: 12/04/91

TIME: 16:46:24

CHART NO.: 24.3

EQ TYPE: 50RM

JOB/ADJ/AT PMAA303  
EVENT\_NUM EVT1  
EVENT\_DATE 01/25/92  
RDYSD/TDATE 01/25/92  
REQSD 01/25/92

CAP EXH. \*\*/\*\*/\*\*  
SHIP DATE 08/24/91  
JOB DESC. CRSAB  
NAL TRANS  
TRANS ENT

LSEI  
NAL CAP SE 1000  
TC 512  
LNG 512  
NOS 1000  
ML 512

CONTRX CAP 0  
INST. NOS  
UAV ASSGN  
%FNOS  
INST. LNS 0  
UAV ASSGN 0  
%TOTAL FILL  
LNCAP IN LNS 512


SIZNG DATE 04/29/91  
NDO DUE 05/01/91  
TELCD DUE 05/03/91  
TURNOVER 01/25/92  
GENERIC SVC 11/10/91

GENERIC  
CONC RATIO  
ENG LSF  
ENG CCS/NAL  
DESIGN BS

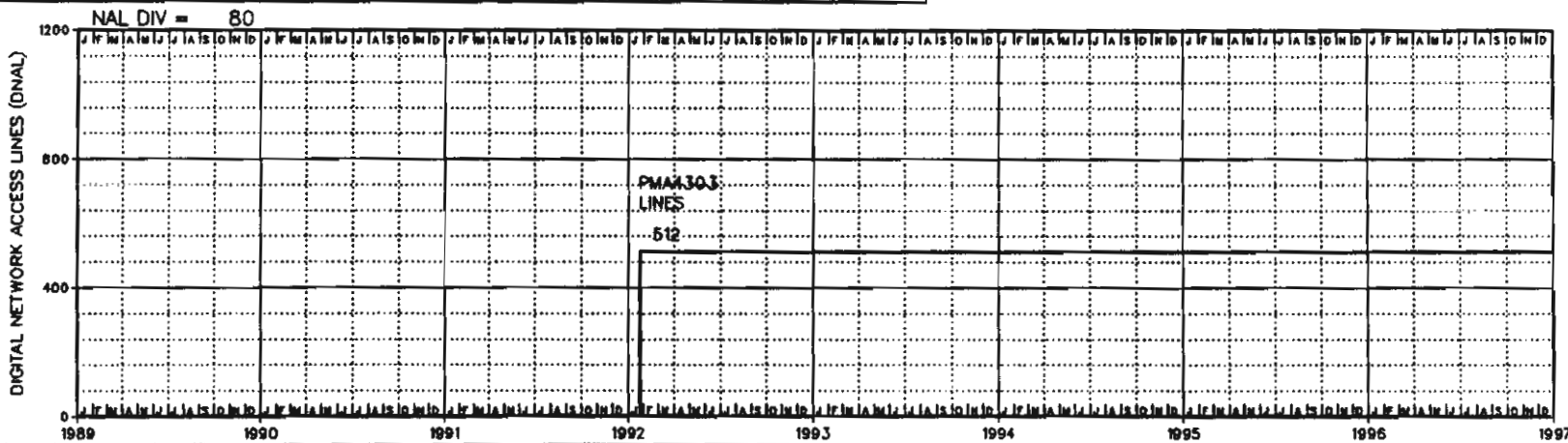
WRAJ 0.00  
PROCESSOR 0  
CAP TRUNK 0  
DCTL TK UNIT 0  
LLN/LI/SM/NM 0  
LSR/LTS/\* 0  
LSH/\*/\*L32 0  
TSC/\*/\*TSS/MP 0  
TLN/\*/\*L64 0

TOT FRG/SHL 6  
REUSE FR/SHL 0  
GROSS ADDNS 200  
EXT JOB DESC ISDN/ORM  
%CTDIP

JOB CAT. 1



YEAR	1989	1990	1991	1992	1993	1994	1995	1996	1997



YEAR	1989	1990	1991	1992	1993	1994	1995	1996	1997

NOTES:

REASON FOR REISSUE:

DATE OF ISSUE: 12/04/91  
 EXCHANGE: MIAMI  
 DATABASE: LIVE  
 EQ TYPE: 50RM

ANALOG

BUILDING: MIAM POINCIANA  
 SWITCH HOST: MIAMFLDSO

FCST DATE: 04/29/91  
 LATEST ANAL: -9998998  
 CONTACT: KJDIPRIMA  
 CONTACT NO.: WKKLENZAK  
 EQUIP ENGR: JLKERN5

DIGITAL

DLCFCST DATE: \*\*/\*\*/\*\*  
 LATEST DNAL: -9998998  
 LATEST SLC: -9998998  
 LATEST URBN: -9998998  
 LATEST D112: -9998998

ENTITY: MIAMFLPBR50  
 CHART: 24.3

REPORT: PARTB

PAGE: 1 OF 1

BUILDING: MIAM POINCIANA

ENT CUT: 01/25/92

ENTITY: MIAMFLPBRSO

ENT TERM: \*\*/\*\*

LSDF SYSTEM

DIGITAL PART B VERSION 1.00

DATABASE: LIVE

DATE: 12/04/91

TIME: 16:46:24

CHART NO.: 24.3

EQ TYPE: 5ORM

JOB/ADJ/AT PMA4303  
EVENT\_NUM EVT1  
EVENT\_DATE 01/25/92  
RDYSO/TDATE 01/25/92  
REQSD 01/25/92

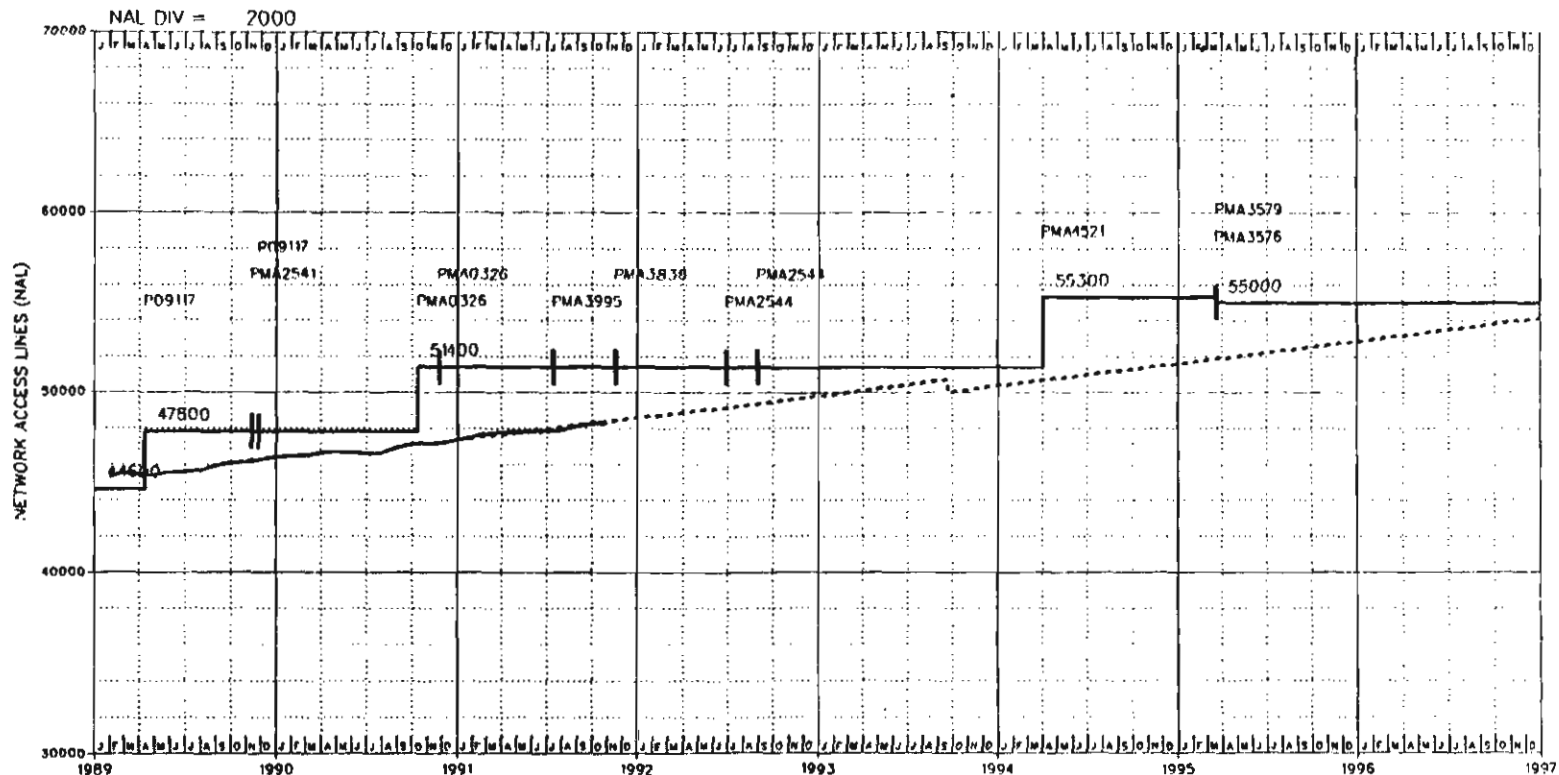
CAP EXH. \*\*/\*\*  
SHIP DATE 08/24/91  
JOB DESC. CRSAB  
TRANS ENT

ANALOG SECTION -----

NAL TRANS	
NAL CAP TC	
LNS	
ML	
LINE UNITS	0
INST. LNS	0
UAV ASSGN	0
%FILL	
ALNCAP LNS	0
AENG CCS NAL	
ANLG DEF LNS	0
ISDN CAP TC	0
ISDN CAP LNS	
ISDN CAP ML	0
ISDN LN MOD	0
ISDN INS LNS	0
ISDN UAV LNS	0
ISDN %FILL	
ISDN ENG CCS	

DIGITAL SECTION -----

NAL TRANS	
NAL CAP TC	512
LNS	512
ML	512
LINE UNITS	
INST. LNS	
UAV ASSGN	
%FILL	
DLNCAP LNS	512
DENG CCS NAL	
CAP SLC SYS	0
ENG SLC MD 1	0
ENG SLC MD2	0
DEF SLC SYS	0
CAP URBN SYS	0
DEF URBN SYS	0
CAP DMS112	0
SLC DLW	0
URBAN DLW	0



NOTES:

REASON FOR REISSUE:

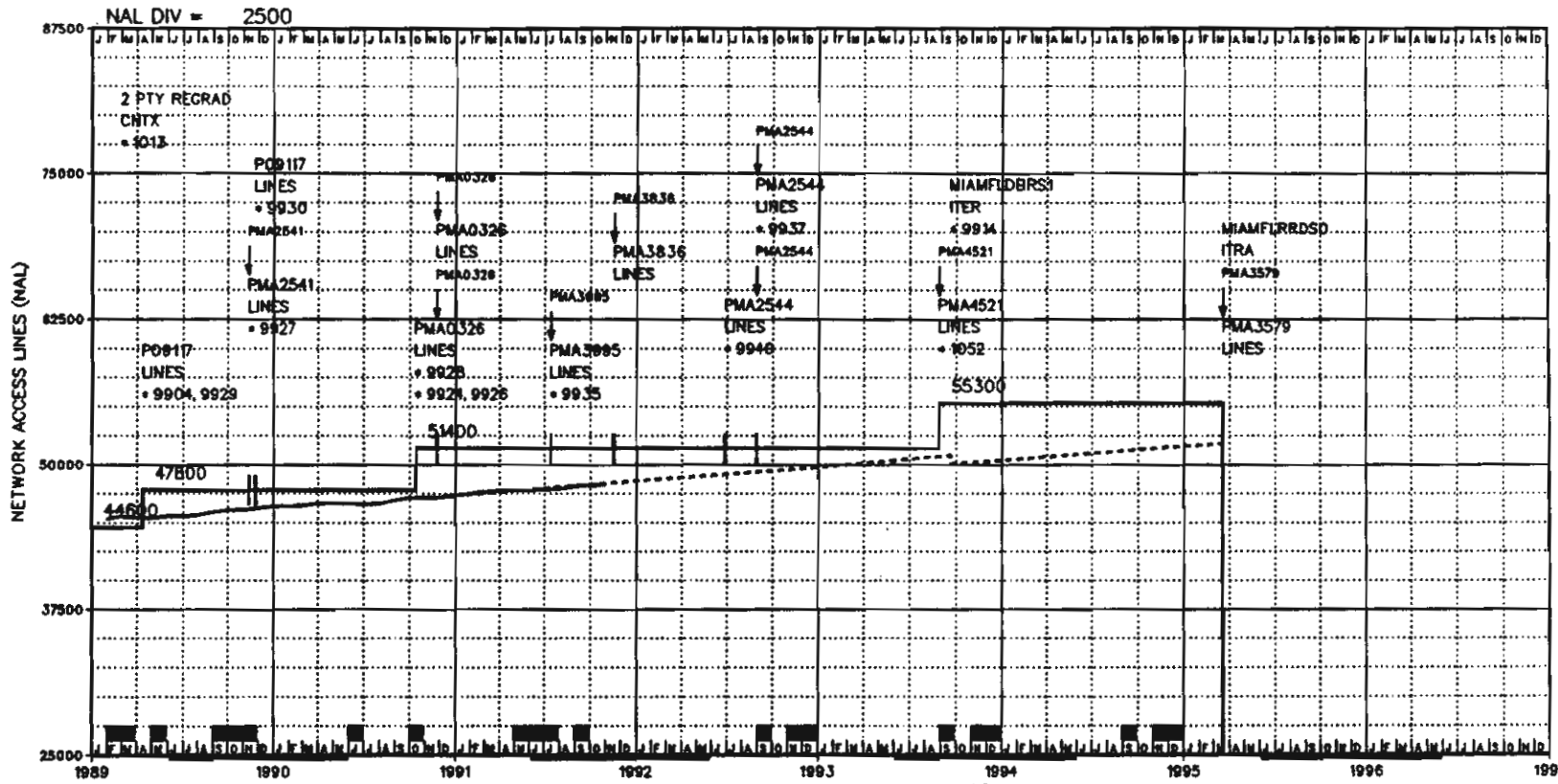
DATE OF ISSUE: 11/25/91  
 EXCHANGE: MIAMI  
 DATABASE: LIVE

BUILDING: MIAMI LRR STAF. CI  
 LATA: SOET/460  
 COMPANY: SBEL ARLA: SBFS  
 DIVISION: SF50 DISTRICT: SDAD  
 EXHAUST: \*\*/\*\*/\*\*

YEAR	1989	1990	1991	1992	1993	1994	1995	1996
NAL/GAIN	44894   1480	46374   956	47330   1262	48592   1165	49757   605	50362   1225	51587   1252	52839   1299
NAL/LN RATIO								

BUILDING: MIAMI LRR  
 CHART: 25.0





- NOTES:
- 1013 PARTY LINE TO PRIVATE LINE CONVERSION
  - 1052 TIMING BASED ON TRUNK DEMAND
  - 9904 CCS7 TRUNK SIGNALING
  - 9914 DIRECTORY COORDINATED
  - 9924 TOUCHSTAR PHASE II
  - 9926 CCS ACCESS CAPABILITY
  - 9927 ADVANCED TOLL INTEGRITY CHECKING SYSTEM
  - 9928 ONA REQUIREMENTS
  - 9929 TOUCHSTAR PHASE I & II
  - 9930 CALLER ID (CLID & CND)
  - 9935 1+ COIN EQUAL ACCESS
  - 9937 CARRIER IDENT. CODE (CIC) EXPN. (FG B)
  - 9940 CALL FWD-DONT-ANSWER AFTER CALL WAITING

REASON FOR REISSUE:  
 1827 6100 SW 57 AVE. OBH  
 1530-1630

DATE OF ISSUE: 11/29/91  
 EXCHANGE: MIAMI  
 DATABASE: LIVE  
 EQ TYPE: 1AES  
 NOX:  
 2845 440X 661 662 663 665  
 666 667 669 773T 775T 780X  
 704T 950X 958Y  
 BUILDING: MIAMFLRR STATE: FL  
 LATA: SOET/460  
 COMPANY: SBEL AREA: SBFS  
 DIVISION: SFOS DISTRICT: SDAD  
 EXHAUST: \*\*/\*\*/\*\*  
 CONTACT: RLGORE  
 NUMBER: MVHOCKENBERG  
 EQ ENGINEER: RJLIOTTA

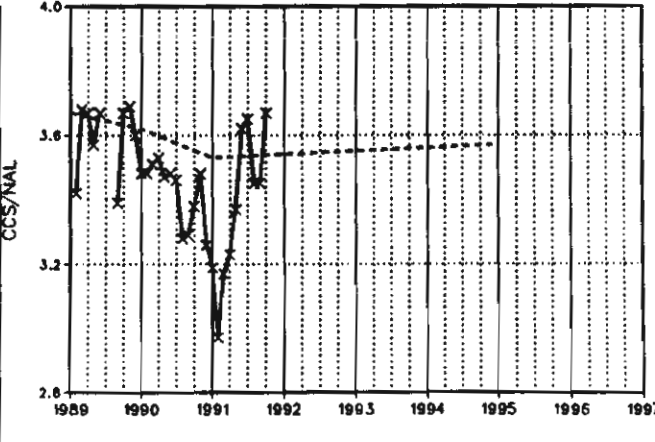
E. A. DATE: 02/25/85  
 OIR CLOSE: 05/14/92  
 DIR DELIVER: 09/11/92  
 NAL FCST: 06/15/91  
 CCS FCST: 08/15/91  
 ENTITY CUT: 09/30/78  
 ENTITY TERM: 03/20/95  
 LATEST NAL: 48294  
 SWITCH HOST

ENTITY: MIAMFLRR66E  
 CHART: 25.1

YEAR	1989	1990	1991	1992	1993	1994	1995	1996	1997
IAL	44894 (A)	46374 (A)	47330 (A)	48592 (F)	49757 (F)	50362 (F)	51587 (F)		
INES	44894	46374	47330	48592	49757	50362	51587		
CS/NAL	3.67	3.62	3.53	3.54	3.55	3.56	3.57		
CS STATUS	A	A	A						

SVC.	1989			1990			1991		
	1	2	3	1	2	3	1	2	3
DTS	1	1	1	1	1	1	1	1	1
IML	1	1	1	1	1	1	1	1	1
%IFFM	1	1	1	1	1	1	1	1	1

JOBNUM	RDYSD	REQSD	SHIP
PO9117	04/12/89	08/28/88	01/20/89
PMA2541	11/12/89	11/12/89	09/29/89
PO9117	11/28/89	08/28/88	04/22/89
PMA0326	10/13/90	11/25/90	06/02/90
PMA0326	11/25/90	11/25/90	05/02/90
PMA3836	07/14/91	07/14/91	04/15/91
PMA3836	11/17/91	11/17/91	09/07/91
PMA2544	08/27/92	08/30/92	04/25/92



REPORT: PARTB

PAGE: 1 OF 3

BUILDING: MIAM RED ROAD  
ENT CUT: 09/30/78

ENTITY: MIAMFLRR66E  
ENT TERM: 03/20/95

LSD F SYSTEM  
GRAPHIC PART B VERSION 1.00  
DATABASE: LIVE

DATE: 1/29/91  
TIME: 09:48:05  
CHART NO.: 25.1  
EQ TYPE: 1AES

JOB/ADJ/AT	1989AT1	P09117	PMA2541	P09117	PMA0326	PMA0326
EVENT_NUM		EVT1	EVT1	EVT2	EVT1	EVT2
EVENT_DATE	02/28/89	04/12/89	11/12/89	11/26/89	10/13/90	11/25/90
RDYSD/TDATE	02/28/89	11/26/89	11/12/89	11/26/89	11/25/90	11/25/90
REQSD	**/**/**	08/28/88	11/12/89	08/28/88	11/25/90	11/25/90
CAP EXH.	**/**/**	**/**/**	**/**/**	**/**/**	**/**/**	**/**/**
SHIP DATE	**/**/**	01/20/89	09/29/89	04/22/89	06/02/90	06/02/90
JOB DESC.	CNTX	ADV SHIP&COMP.	ATCS	TKS	GA	P/SIMS
NAL TRANS	94					
TRANS ENT	2 PTY REGRAD					
LSEI		CDR	CDR	CDR	TLNCCS	TLNCCS
NAL CAP SE		3500 50900		50900	3700 54600	54600
TC		2900 50900		50900	3700 54600	54600
LNS		3200 47800		47800	3600 51400	51400
NOS		-100 60500		60500	900 61400	61400
ML		3200 47800		47800	3600 51400	51400
CNTRX CAP		2000		2000	2000	2000
INST. NOS		80000		80000	80000	80000
UAV ASSGN		79 8779		8779	-1018 7761	7761
%FNOS		85.00		85.00	85.00	85.00
INST. LNS		4096 53248		4096 53248	4096 57344	57344
UAV ASSGN		181 1410		102 1308	103 1513	1513
%TOTAL FILL		92.20		93.20	92.10	92.10
LNCAP IN LNS		3200 47800		47800	3600 51400	51400
SIZING DATE		02/18/88		02/18/88	08/25/89	08/25/89
NDO DUE		03/12/88		03/12/88	08/05/89	08/05/89
TELCO DUE		07/02/88		09/23/89	12/02/89	12/02/89
TURNOVER		11/26/89		11/12/89	11/25/90	11/25/90
GENERIC SVC					07/27/90	12/07/90
GENERIC		1AE10		1AE10	1AE10	1AE11
CONC RATIO		4:1		4:1	4:1	4:1
ENG LSF						
ENG CCS/NAL		3.76		3.68	3.70	3.70
DESIGN BS						
MRAJ		18.04		12.42	34.53	36.37
PROCESSOR		4100 80600		-4100 76500	-10300 70300	70300
CAP TRUNK		20 240		-20 220	40 300	300
OGLT TK UNIT		1		1	2	0
LLN/LT/SM/NM		1 13		-1 12	1 14	14
LSR/LTS/4/2		4 52		-4 48	4 56	56
LSH/4/4/L32		0		0	0	0
TSC/4/TSS/NP		4 60		-4 56	4 64	64
TLN/4/4/L64		2048		2048	2048	2048
TOT FRG/SHL		0		0	6	0
REUSE FR/SHL		0		0	5	0
GROSS ADDNS		0		13	891	0
EXT JOB DESC		IDCT&LLN/REV		ATCS	DCT&TLN/NEW	1AE11/GENERI
%CTDIP		4.80		4.20	4.80	4.30
					LNS & TK/2 D	

JOB CAT.

T

M

T

A

G

REPORT: PARTB

PAGE: 2 OF 3

BUILDING: MIAM RED ROAD  
ENT CUT: 09/30/78

ENTITY: MIAMFLRR66E  
ENT TERM: 03/20/95

LSDF SYSTEM  
GRAPHIC PART B VERSION 1.00  
DATABASE: LIVE

DATE: 11/29/91  
TIME: 09:48:05  
CHART NO.: 25.1  
EO TYPE: 1AES

JOB/ADJ/AT	PMA3995	PMA3836	PMA2544	PMA2544	PMA4521	1993AT1
EVENT_NUM	EVT1	EVT1	EVT1	EVT2	EVT1	
EVENT_DATE	07/14/91	11/17/91	06/27/92	08/30/92	08/29/93	09/20/93
RDYSO/TDATE	07/14/91	11/17/91	08/30/92	08/30/92	08/29/93	09/20/93
REQSD	07/14/91	11/17/91	08/30/92	08/30/92	08/29/93	**/**/**
CAP EXH.	10/24/94	10/24/94	10/24/94	10/24/94	**/**/**	**/**/**
SHIP DATE	04/15/91	09/07/91	04/25/92	04/25/92	05/14/93	**/**/**
JOB DESC.	1+ COIN	TRKS	TRKS	TRUNKS & MISC	GA	ITER
NAL TRANS						-725
TRANS ENT						MIAMFLDBRS1
LSEI	TLNCCS	TLNCCS	CDR	CDR	TLNCCS	
NAL CAP SE	54600	55500	800	56300	2200	58500
TC	54600	55500	2200	57700	800	58500
LNS	51400	51400		51400	3900	55300
NOS	61400	61400		61400		61400
ML	51400	51400		51400	3900	55300
CNTRX CAP	2000	2000		2000		2000
INST. NOS	80000	80000		80000		80000
UAV ASSGN	7761	7761		7761		7761
%FNOS	85.00	85.00	85.00	85.00	85.00	85.00
INST. LNS	57344	57344		57344	4096	61440
UAV ASSGN	11	1524		1524	102	1626
%TOTAL FILL	92.07	92.07	92.07	92.07	92.40	92.40
LNCAP IN LNS	51400	51400		51400	3900	55300
SQZING DATE	11/15/90	02/06/91	02/06/91	02/06/91	04/30/91	04/30/91
NDO DUE	01/05/91	03/16/91	07/13/91	07/13/91	07/11/92	07/11/92
TELCO DUE	01/17/91	04/13/91	11/09/91	11/09/91	11/07/92	11/07/92
TURNOVER	07/14/91	11/17/91	08/30/92	08/30/92	08/29/93	08/29/93
GENERIC SVC						
GENERIC	1AE11	1AE11	1AE11	1AE11	1AE11	1AE11
CONC RATIO	4:1	4:1	4:1	4:1	4:1	4:1
ENG LSF						
ENG CCS/NAL	3.70	3.70	3.57	3.57	3.70	3.70
DESIGN BS						
MRAJ	0.00	0.00	0.00	0.00	18.66	18.66
PROCESSOR	70300	-7800	5000	67500	-5500	62000
CAP TRUNK	300	320	20	340	20	420
OCTL TK UNIT	0	1	1	3	1	1
LLN/LT/SM/NM	14	14	14	14	1	15
LSR/LTS/%	56	56	56	56	4	60
LSH/%/L32						
TSC/%/TSS/NP	64	64	8	72	4	76
TLN/%/L64	2048	2048	2048	2048	2048	2048
TOT FRS/SHL	0	0	0	5	3	3
REUSE FR/SHL	0	3	0	5	3	3
GROSS ADDMS	0	0	0	405	400	400
EXT JOB DESC	BWM FOR TA1S	DCT FOR IEC	TLN/1 DCT	3 DCT/1 SMT/	LLN/DCT/TLN	LLN/DCT/TLN
%CTDIP	4.93	4.93	4.93	4.93	4.60	4.60

JOB CAT. M

T

T

T

A

REPORT: PARTB

PAGE: 3 OF 3

BUILDING: MIAM RED ROAD

ENT CUT: 09/30/78

ENTITY: MIAMFLRR66E

ENT TERM: 03/20/95

LSDF SYSTEM  
GRAPHIC PART B VERSION 1.00

DATABASE: LIVE

DATE: 11/29/91

TIME: 09:48:05

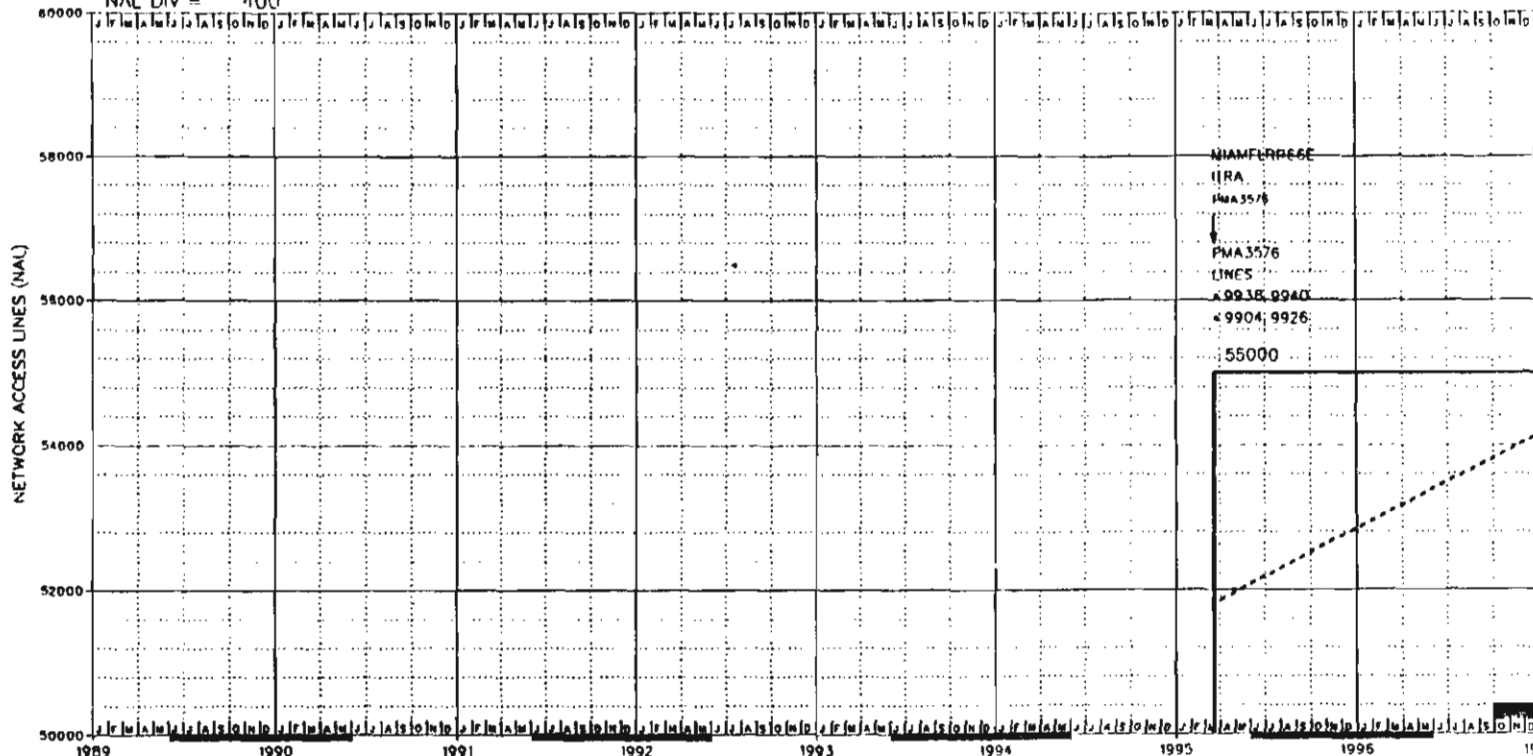
CHART NO.: 25.1

EQ TYPE: 1AES

JOB/ADJ/AT	1994AT1	PMA3579	
EVENT_NUM		EVT1	
EVENT_DATE	03/20/95	03/20/95	
RDYSD/TDATE	03/20/95	03/20/95	
REQSD	**/**/**	03/20/95	
CAP EXH.	**/**/**	**/**/**	
SHIP DATE	**/**/**	03/19/95	
JOB DESC.	ITRA	DISP	
NAL TRANS	-51800		
TRANS ENT	MIAMFLRRDSO		
LSEI			
NAL CAP SE		-58500	0
TC		-58500	0
LNS		-55300	0
NOS		-61400	0
ML		-55300	0
CNTRX CAP		-2000	0
INST. NOS		-80000	0
UAV ASSGN		-7761	0
%FNOS			
INST. LNS		-61440	0
UAV ASSGN		-1626	0
%TOTAL FILL			
LNCAP IN LNS			
SIZING DATE		10/22/90	
NDO DUE		07/30/94	
TELCO DUE		11/26/94	
TURNOVER		03/20/95	
GENERIC SVC			
GENERIC			
CONC RATIO			
ENG LSF			
ENG CCS/NAL		0.00	
DESIGN BS			
MRAJ		0.00	
PROCESSOR		-62000	0
CAP TRUNK		-420	0
DGTL TK UNIT		0	
LLN/LT/SM/NM			
LSR/LTS/%			
LSH/%/L32			0
TSC/%/TSS/NP			
TLN/%/L64			
TOT FRS/SHL		-170	
REUSE FR/SHL		-170	
GROSS ADDNS		0	
EXT JOB DESC		SWITCH/RETIR	
%CTDIP		0.00	

JOB CAT. 0

NAL DIV = 400



NOTES:  
 9904 CCS7 TRUNK SIGNALING  
 9926 CCS ACCESS CAPABILITY  
 9938 ISDN PRIMARY RATE  
 INTERFACE (PRI)  
 9940 CALL FWD-DONT-ANSWER  
 AFTER CALL WAITING

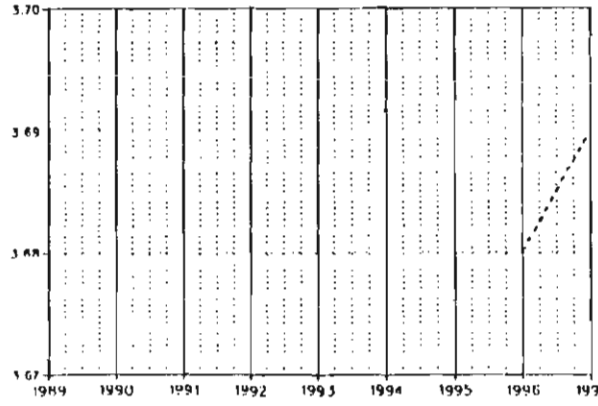
REASON FOR REISSUE:  
 1827 6100 SW 57 AVE. OPH  
 1530-1630

DATE OF ISSUE: 11/25/91  
 EXCHANGE: MIAMI  
 DATABASE: LIVF  
 CO TYPE: DCTL  
 NXX:  
 284F 440F 661F 662F 663F 665F  
 666F 667F 669F 775F 780F 794F  
 950F 958F  
 BUILDING: MIAMFLRR STATE: FL  
 LATA: SOET/460  
 COMPANY: SBEL AREA: SBFS  
 DIVISION: SF50 DISTRICT: SDAD  
 EXHAUST: \*\*/\*\*/\*\*  
 CONTACT: RLGORE  
 NUMBER UNKNOWN  
 EQ ENGINEER UNKNOWN  
 E. A. DATE 03/20/94  
 DIR CLOSE 05/14/92  
 DIR DELIVER 09/11/92  
 NAL FCST 06/15/91  
 CCS FCST 07/25/90  
 ENTITY CHG 03/20/95  
 ENTITY TERM 01/01/99  
 LATEST NAL  
 SWITCH HOST  
 ENTITY:

YEAR	1989	1990	1991	1992	1993	1994	1995	1996	1997
NAL			(F)	(F)	(F)	(F)	(F)	52839 (F)	54138 (F)
LINES								52839	54138
CCS/NAL			0.00	0.00	0.00	0.00	0.00	3.68	3.69
CCS STATUS									
NAL/LN RATIO								1.00000	1.00000

SVC	1989	1990	1991	JOBNUM	RDYSD	REQSD	SHIP
OTS				PMA3576	03/20/95	03/20/95	07/26/94
				PMA322	04/01/97	04/01/97	10/01/98
				RRD50-ENDJOB	12/01/98	12/01/98	07/01/98
IML							
%IFFM							



MIAMFLRRD50 CHART: 25.2

REPORT: PART B  
 PAGE: 1 OF 1  
 BUILDING: MIAM RED ROOD  
 ENT CUT: 03/20/95

ENTITY: MIAMFLRROSO  
 ENT TERM: 01/01/99

LSDF SYSTEM  
 GRAPHIC PART B VERSION 1.00  
 DATABASE: LIVE


DATE: 11/25/91  
 TIME: 19:03:40  
 CHART NO.: 2S.2  
 EQ TYPE: DCTL

JOB/ADJ/AT	1994RT1	PMA3576	PMA4522	RRSO-ENOJOB
EVENT-NUM		EVT1	EVT1	EVT1
EVENT-DATE	03/20/95	03/20/95	04/01/97	12/01/98
ROYSD/TOATE	03/20/95	03/20/95	04/01/97	12/01/98
REOSO	##/##/##	03/20/95	04/01/97	12/01/98
CAP EXH.	##/##/##	##/##/##	##/##/##	##/##/##
SHIP DATE	##/##/##	02/26/94	10/01/96	07/01/98
JOB DESC.	ITRA	REPL	GA	ENO JOB
NAL TRANS	51800			
TRANS ENT	MIAMFLRR66E			
LSE1		OR	OR	OR
NAL CAP SE		60000 60000	5000 82000	2800 60000
TC		77000 77000	3200 58200	1200 59400
LNS		55000 55000	3200 61200	1300 19600
NOS		61200 61200	3200 58200	80000 80000
HL		55000 55000	8000 8000	8000 8000
CNTRX CAP		18300 18300	1300 19600	85.00 85952
INST. NOS		80000 80000	80000 80000	5760 931
UAV ASSGN		8000 8000	8000 8000	71.75 61000
ZFNOS		85.00	85.00	2800 61000
INST. LNS		74778 74778	5414 80192	
UAV ASSGN		893 893	38 931	
ZTOTAL FILL		73.75	73.49	
LNCAP IN LNS		55000 55000	3200 58200	
SIZING DATE		04/23/91	04/23/91	
NDO DUE		04/03/93	12/04/95	09/29/97
TELCO DUE		07/31/93	04/03/96	01/27/98
TURNOVER		11/27/94	04/01/97	12/01/98
GENERIC SVC				
GENERIC				
CONC RATIO		4	4	4
ENG LSF				
ENG CCS/NAL		3.69	3.70	3.70
DESIGN BS				
MRAJ		24.41	20.01	0.00
PROCESSOR		80000 80000	80000 80000	80000 80000
CAP TRUNK		0		
OGTL TK UNIT		38		
LLN/LT/SH/NM		17 17	17	17
LSR/LTS/##				
LSH/##/L32				
TSC/##/TSS/NP		1062 1062	1062	1062
TLN/##/L64		940 940	940	940
TOT FRS/SHL		110	20	15
REUSE FR/SHL		0	0	0
GROSS ROOMS		12200	1400	1500
EXT JOB OESC		UNKNOWN VENO	GROWTH	ENO/JOB
ZCTOIP		4.16	3.94	3.94

JOB CAT.

1

A



NOTES:  
 9904 CCS7 TRUNK SIGNALING  
 9926 CCS ACCESS CAPABILITY  
 9938 ISDN PRIMARY RATE INTERFACE (PRI)  
 9940 CALL FWD-DONT-ANSWER AFTER CALL WAITING


YEAR	1989	1990	1991	1992	1993	1994	1995	1996	1997
NAL			(F)	(F)	(F)	(F)	(F)	42217 (F)	43324 (F)
ANLG LNS								42217	43324
CCS/NAL			0.00	0.00	0.00	0.00	0.00	3.68	3.69
ACCS ACTUAL									
NAL/LN RATIO								1.00000	1.00000

REASON FOR REISSUE:  
 1827 8100 SW 57 AVE. OBH  
 1530-1630

DATE OF ISSUE: 11/25/91  
 EXCHANGE: MIAMI  
 DATABASE: LIVE  
 EO TYPE: DCTL  
 ANALOG

BUILDING: MIAMI PFD ROAD  
 SWITCH HOST  
 FCSI DATE: 06/15/91  
 LATEST ANAL: -9998998  
 CONTACT: RI GPPF  
 CONTACT NO: UNKNOWN  
 EQUIP ENCR: UNKNOWN

DIGITAL  
 DLFCSTI DATE: 01/18/91  
 LATEST DNAL: -9998998  
 LATEST SLC: -9998998  
 LATEST UPHN: -9998998  
 LATEST D112: -9998998



YEAR	1989	1990	1991	1992	1993	1994	1995	1996	1997
NAL			(F)	(F)	(F)	(F)	(F)	10122 (F)	10814 (F)
DIGIL CCS/NAL			0.00	0.00	0.00	0.00	0.00	3.68	3.69
CCS ACTUAL									
SLC SYS								248	258
UPPHN SYS								0	0
NAL/LN RATIO								1.00000	1.00000

ENTITY: MIAMFLRRDSO  
 CHART: 25.2

REPORT: PART B  
 PAGE: 1 OF 1  
 BUILDING: MIAM REO ROAD  
 ENT CUT: 03/20/95

ENTITY: MIAMFLRRD50  
 ENT TERM: 01/01/99

LSDP SYSTEM  
 DIGITAL PART B VERSION 1.00  
 DATABASE: LIVE

DATE: 11/25/91  
 TIME: 19:03:40  
 CHART NO.: 25.2  
 EQ TYPE: DCTL

JOB/ADJ/AT	1994AT1	PMA3576	PMA4522	RR050-ENDJOB
EVENT-NUM		EVT1	EVT1	EVT1
EVENT-DATE	03/20/95	03/20/95	04/01/97	12/01/98
RDYSO/TOATE	03/20/95	03/20/95	04/01/97	12/01/98
REQSO	##/##/##	03/20/95	04/01/97	12/01/98
CAP EXH.	##/##/##	##/##/##	##/##/##	##/##/##
SHIP DATE	##/##/##	02/26/94	10/01/96	07/01/98
JOB DESL.	IIRA	REPL	GA	ENO JOB
TRANS ENT	MIAMFLRR66E			

ANALOG SECTION -----

NAL TRANS	42200					
NAL CAP TC		65000	65000	3000	68000	68000
LNS		43500	43500	1900	45400	45400
ML		43500	43500	1900	45400	45400
LINE UNITS		92	92		96	96
INST. LNS		47104	47104	2560	49664	49664
UAY ASSGN		797	797	38	835	835
ZFILL		92.84		93.06		93.06
ALNCAP LNS		43500	43500	1900	45400	45400
ENG CCS NAL		3.68		3.70		3.70
ANLG DEF LNS			0		0	0
ISON CAP TC		1000	1000	100	1100	1100
ISON CAP LNS		960	960		960	960
ISON CAP ML		960	960		960	960
ISON LN MOD		2	2		2	2
ISON INS LNS		1024	1024		1024	1024
ISON UAY LNS		64	64		64	64
ISON ZFILL		100.00		100.00		100.00
ISON ENG CCS		15.00		15.00		15.00

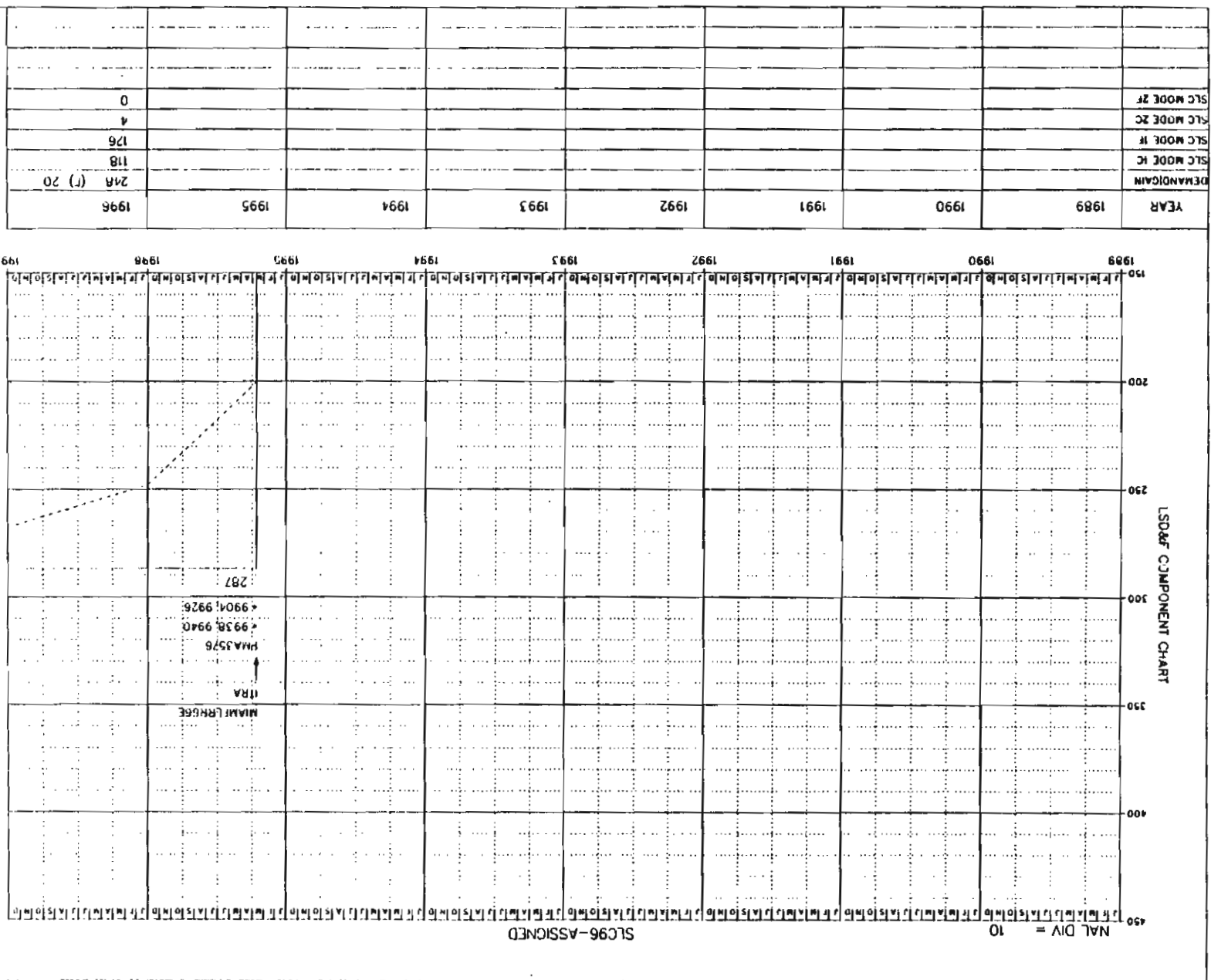
DIGITAL SECTION -----

NAL TRANS	9600					
NAL CAP TC		12000	12000	2000	14000	14000
LNS		11500	11500	1300	12800	12800
ML		11500	11500	1300	12800	12800
LINE UNITS		48	48		53	63
INST. LNS		27674	27674	2854	30528	36288
UAY ASSGN		96	96		96	96
ZFILL		41.70		42.10		43.00
OLNCAP LNS		11500	11500	1300	12800	12800
ENG CCS NAL		3.68		3.70		3.70
CAP SLC SYS		287	287	30	317	377
ENG SLC MO 1		247	247	26	273	333
ENG SLC MD2		40	40	4	44	44
DEF SLC SYS		0	0		0	0
CAP URBN SYS		0	0		0	0
DEF URBN SYS		0	0		0	0
CAP OMS112		0	0		0	0
SLC OLU		48	48	5	53	63
URBAN OLU		0	0		0	0

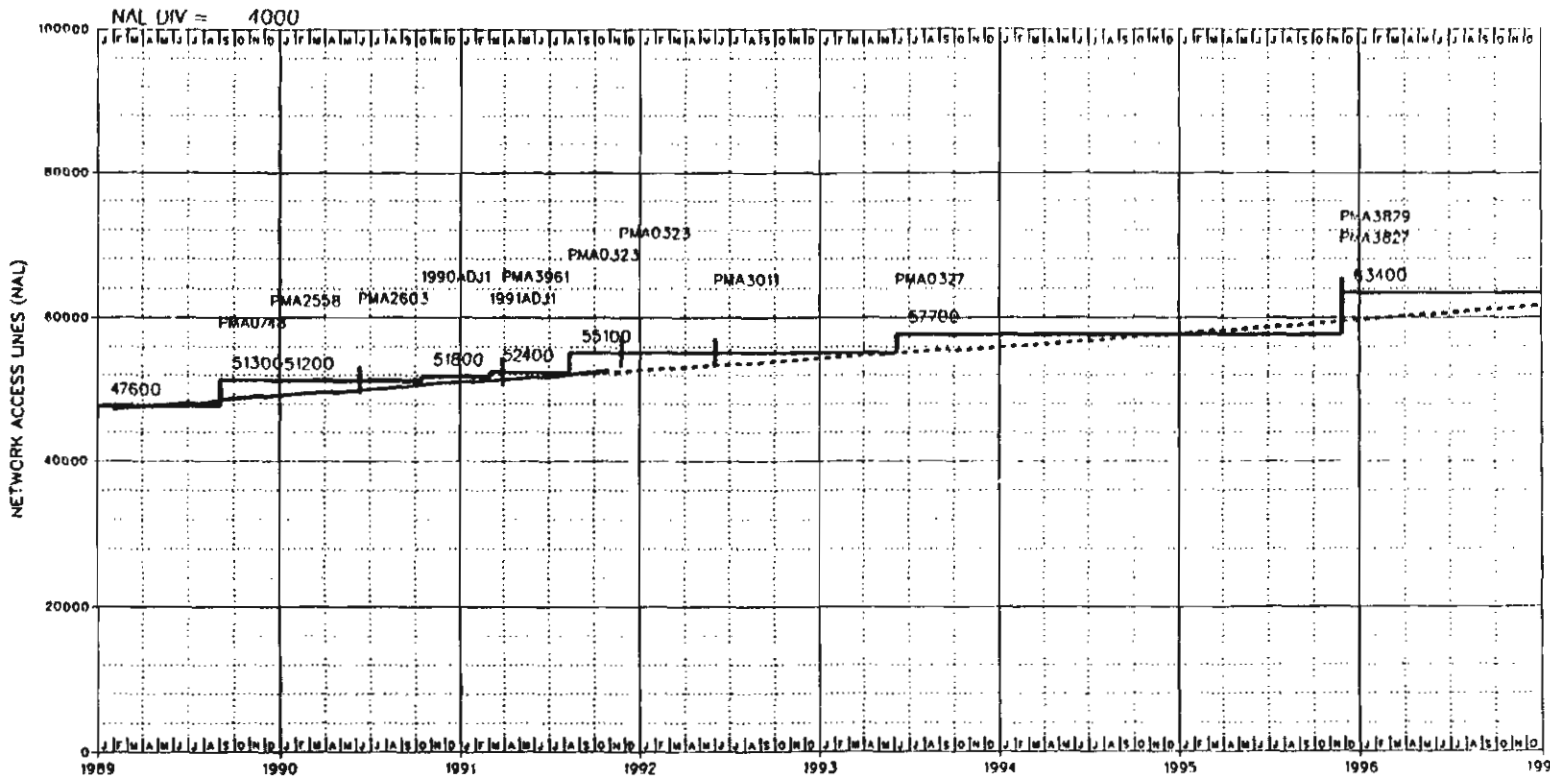


YEAR	1989	1990	1991	1992	1993	1994	1995	1996
DEMANDGAIN								
SLC MODE IC								118
SLC MODE IF								176
SLC MODE 2C								4
SLC MODE 2F								0

ENTRY: MIAMI LRDSO  
 QUART: 25.2  
 NUMBER: UNKNOWN  
 CONTACT: RUCORF  
 EXHAUST: 44/33/33  
 DIVISION: SFSO DISTRICT: SOAN  
 COMPANY: SDEL AREA  
 DATA: SOCI/460  
 BUILDING: MIAMI RR STAT: F1  
 NXX: 284F 440F 661F 662F 663F  
 665F 666F 667F 669F 775F 780F  
 794F 950F 959F  
 EO TYPE: DCTL  
 DATABASE: LIVE  
 EXCHANGE: MIAMI  
 DATE OF ISSUE: 11/25/91  
 REASON FOR RTISSUE: 1827 6100 SW 57 AVE. 0811  
 1530-1630  
 NOTES:  
 9904 CCS7 IRUNK SIGNALING  
 9926 CDS ACCESS CAPABILITY  
 9938 INTERFACE (PR)  
 9938 SIGN RING RATE  
 9940 CALL FWD-DOT-ANSWER  
 9940 AFTER CALL WAITING



NAL DIV = 10 SLC96-ASSIGNED



NOTES:

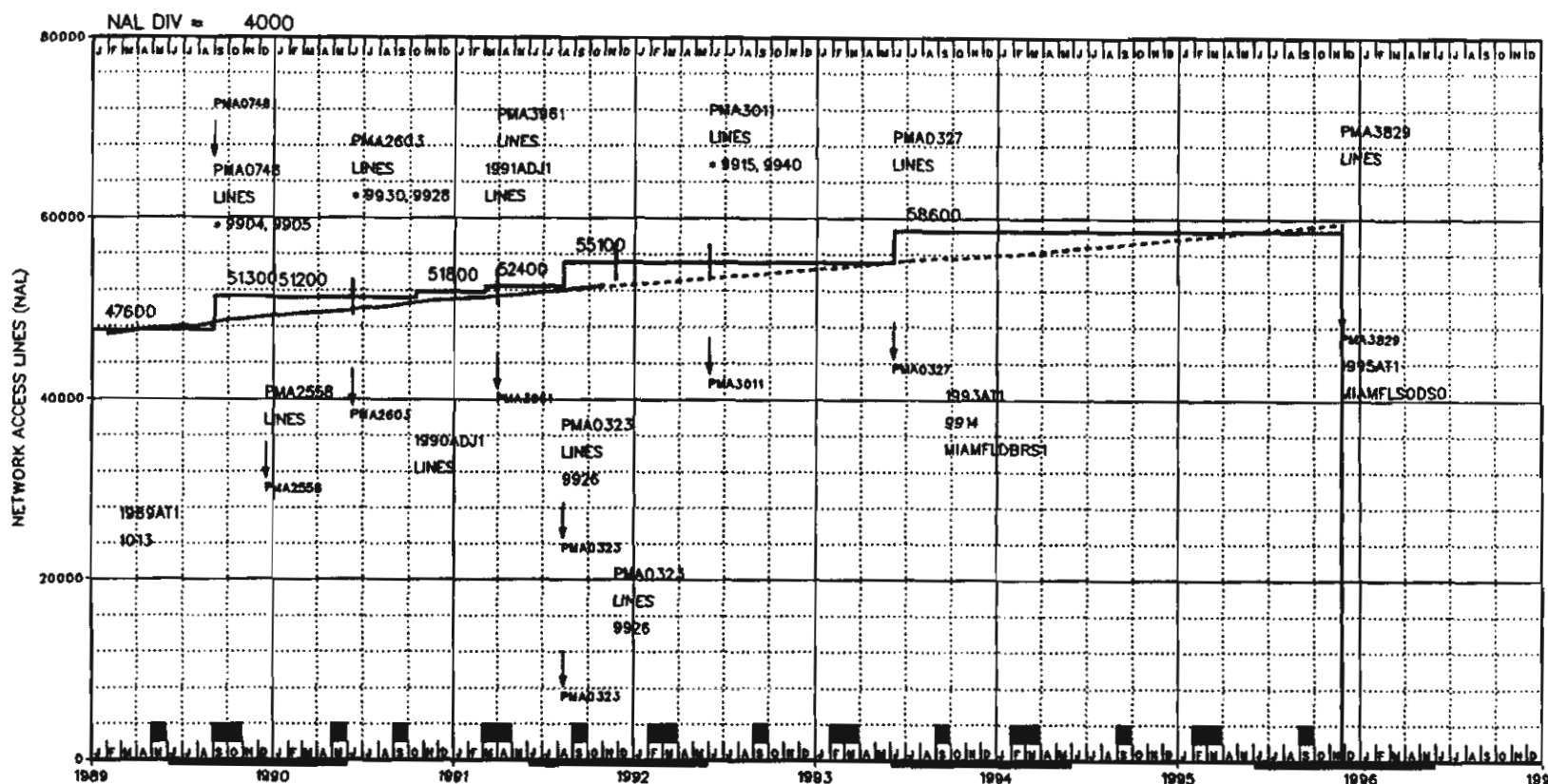
REASON FOR REISSUE:

DATE OF ISSUE: 11/25/91  
 EXCHANGE: MIAMI  
 DATABASE: LIVE

BUILDING: MIAMI SO STATE: FL  
 LATA: SOET/460  
 COMPANY: SBEL AREA SBFS  
 DIVISION: SFSO DISTRICT SDAD  
 EXHAUST: 12/31/99

YEAR	1989		1990		1991		1992		1993		1994		1995		1996	
NAL/GAIN	46985	2130	49115	1806	50921	1727	52648	1665	54313	1545	55858	1890	57748	1916	59664	1970
NAL/LN RATIO																

BUILDING: MIAMI/LSO  
 CHART: 26.0



NOTES:  
 1013 PARTY LINE TO PRIVATE LINE CONVERSION  
 9904 CCS7 TRUNK SIGNALING  
 9905 TOUCHSTAR PHASE I  
 9914 DIRECTORY COORDINATED  
 9915 MINIMUM SIZE JOB  
 9926 CCS ACCESS CAPABILITY  
 9928 ONA REQUIREMENTS  
 9930 CALLER ID (ICLID & CND)  
 9931 CALL TRACKING (BCLID)  
 9940 CALL FWD-DON'T-ANSWER AFTER CALL WAITING

REASON FOR REISSUE:  
 1806 10701 SW 88 ST. OBH  
 2000-2100

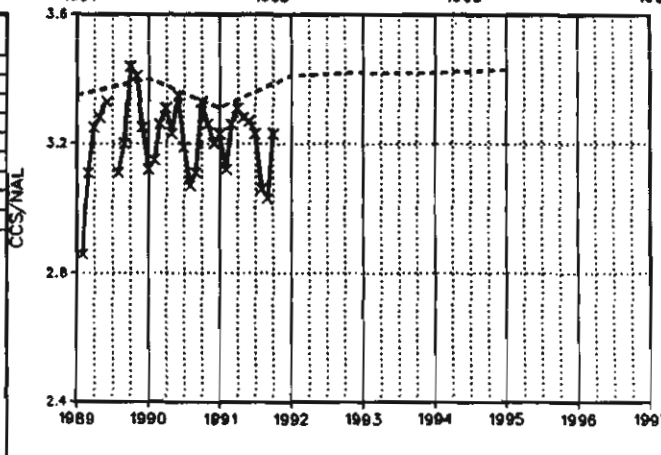
DATE OF ISSUE: 12/04/91  
 EXCHANGE: MIAMI  
 DATABASE: LIVE  
 EQ TYPE: 1AES  
 NXX:  
 270 271 273 274 279 440X  
 595 596 598

BUILDING: MIAMFLSO STATE: FL  
 LATA: SOET/460  
 COMPANY: SBEL AREA: SBFS  
 DIVISION: SFSO DISTRICT: SDAD  
 EXHAUST: 12/31/99  
 CONTACT: DMTCCI  
 NUMBER: MVHOCKENBERY  
 EQ ENGINEER: JLKERN

E. A. DATE: 05/13/85  
 DIR CLOSE: 05/14/92  
 DIR DELIVER: 09/11/92  
 NAL FCST: 06/15/91  
 CCS FCST: 07/25/90  
 ENTITY CUT: 01/24/75  
 ENTITY TERM: 11/26/95  
 LATEST NAL: 52544  
 SWITCH HOST

ENTITY: MIAMFLSO59E  
 CHART: 26.1

YEAR	1989	1990	1991	1992	1993	1994	1995	1996	1997
NAL	46985 (A)	49115 (A)	50921 (A)	52648 (F)	54313 (F)	55858 (F)	57748 (F)		
INES	46985	49115	50921	52648	54313	55858	57748		
CS/NAL	3.35	3.40	3.31	3.41	3.42	3.42	3.43		
CS STATUS	A	A	A						
NAL/LN RATIO: 1.00000 1.00000 1.00000 1.00000 1.00000 1.00000 1.00000 1.00000									
SYC	1989		1990		1991				
DTS	PMA0748 09/03/89		PMA2558 12/17/89		PMA2603 06/10/90		PMA3961 03/30/91		
IML	PMA0323 08/11/91		PMA0323 11/24/91		PMA3011 06/01/92		PMA0327 06/06/93		
%IFFM	0.00		0.00		0.00		0.00		



REPORT: PARTB

PAGE: 1 OF 3

BUILDING: MIAM SILVER OAKS

ENT CUT: 01/24/75

ENTITY: MIAMFLS059E

ENT TERM: 11/26/95

LSDF SYSTEM  
GRAPHIC PART B VERSION 1.00

DATABASE: LIVE

DATE: 12/04/91

TIME: 16:43:22

CHART NO.: 26.1

EQ TYPE: IAES

JOB/ADJ/AT	1989AT1	PMA0748	PMA2558	PMA2603	1990ADJ1	1991ADJ1
EVENT_NUM		EVT1	EVT1	EVT1	EVT1	EVT1
EVENT_DATE	02/28/89	09/03/89	12/17/89	06/10/90	10/14/90	03/05/91
RDYSD/TDATE	02/28/89	09/03/89	12/17/89	06/10/90	10/14/90	03/05/91
REQSD	**/**/**	09/03/89	12/17/89	06/10/90	**/**/**	**/**/**
CAP EXH.	**/**/**	**/**/**	**/**/**	**/**/**	**/**/**	**/**/**
SHIP DATE	**/**/**	05/13/89	10/02/89	04/19/90	**/**/**	**/**/**
JOB DESC.	CNTX	GA	ATCS	ICLID	CT/DIP	CT/DIP
NAL TRANS	31					
TRANS ENT						
LSEI		PROC	PROC	PROC	PROC	PROC
NAL CAP SE		1400 56300	56300	56300	56300	56300
TC		900 57900	57900	57900	57900	57900
LMS		3700 51300	-100 51200	51200	600 51800	600 52400
NOS		200 56200	-100 56100	56100	8500 64600	64600
ML		3700 51300	-100 51200	51200	600 51800	600 52400
CNTRX CAP		25 850	850	850	850	850
RST. NOS		70000	70000	70000	10000 80000	80000
UAV ASSGN		-241 3900	100 4000	4000	10000 4000	4000
%FNOS		85.00	85.00	85.00	85.00	85.00
INST. LNS		4096 57344	57344	57344	57344	57344
UAV ASSGN		91 1262	100 1362	1362	1362	1362
%TOTAL FILL		91.50	91.50	91.50	91.50	91.50
LNCAP IN LNS		3700 51300	-100 51200	51200	600 51800	600 52400
SIZING DATE		06/03/88		11/15/89		
NDO DUE		06/04/88		11/24/89		
TELCO DUE		10/02/88		12/04/89		
TURNOVER		09/03/89		04/30/90		
GENERIC SVC		1AE10.05	1AE10.05	1AE10.05	1AE10.05	1AE10.05
CONC RATIO		4:1	4:1	4:1	4:1	4:1
ENG LSF						
ENG CCS/NAL		3.36	3.36	3.36	3.36	3.36
DESIGN BS						
MRAJ		23.23	0.00	0.00	0.00	0.00
PROCESSOR		-2200 56300	56300	56300	56300	56300
CAP TRUNK		120 120	120	140	140	140
DGTL TK UNIT		1		1	0	0
LN/LT/SM/NM		1 14	14	14	14	14
LSR/LTS/%		4 56	56	56	56	56
LSH/%/L32		0	0	0	0	0
TSC/%/TSS/NP		48	48	48	48	48
TLN/%/L64		2048	2048	2048	2048	2048
TOT FRS/SHL		7	0	1	0	0
REUSE FR/SHL		3	0	0	0	0
GROSS ADDNS		567	0	90	0	0
EXT JOB DESC		DCT/CCS7/GRO	ATCS	ICLID		
%CTDIP		4.10	4.10	4.10	4.10	3.00

JOB CAT.

A

M

M

REPORT: PARTB

PAGE: 2 OF 3

BUILDING: MIAM SILVER OAKS  
ENT CUT: 01/24/75

ENTITY: MIAMFLS059E  
ENT TERM: 11/26/95

LSDF SYSTEM

GRAPHIC PART B VERSION 1.00

DATABASE: LIVE

DATE: 12/04/91  
TIME: 16:43:22  
CHART NO.: 26.1  
EQ TYPE: IAES

JOB/ADJ/AT	PMA03961	PMA0323	PMA0323	PMA0311	PMA0327	1993AT1
EVENT_NUM	EVT1	EVT1	EVT2	EVT1	EVT1	
EVENT_DATE	03/30/91	08/11/91	11/24/91	06/01/92	06/06/93	09/20/93
RDYSO/TDATE	03/30/91	11/24/91	11/24/91	06/01/92	06/06/93	09/20/93
REQSO	03/30/91	08/11/91	08/11/91	06/01/92	06/06/93	**/**/**
CAP EXH.	**/**/**	**/**/**	**/**/**	**/**/**	**/**/**	**/**/**
SHIP DATE	**/**/**	06/08/91	06/08/91	01/19/92	03/12/93	**/**/**
JOB DESC.	GEN	GA	GEN	TRKS	GA	ITER
NAL TRANS						-200
TRANS ENT						MIAMFLDBRS1
LSEI	PROC	PROC	PROC	NTW	NTW	
NAL CAP SE				1400	57700	3800 61500
TC	56300	56300	56300	-200	57700	3800 61500
LNS	57900	2700 55100	55100		55100	3500 58600
NOS	52400	64600	64600		64600	-100 64500
ML	52400	2700 55100	55100		55100	3500 58600
CNTRX CAP	850	700 1550	1550		1550	1550
INST. NOS	80000	80000	80000		80000	80000
UAV ASSGN	4000	4000	4000		4000	100 4100
%FNOS	85.00	85.00	85.00	85.00	85.00	85.00
INST. LNS	57344	4096 61440	61440	61440	61440	4096 65536
UAV ASSGN	1362	274 1636	1636	1636	1636	102 1736
%TOTAL FILL	91.50	92.10	91.40	91.40	93.10	93.10
LNCAP IN LNS	52400	2700 55100	55100	55100	3500	3500 58600
SIZING DATE		01/22/91	01/22/91	11/25/91	11/25/91	11/25/91
NDO DUE		02/02/91	02/02/91	07/30/91	07/02/92	07/02/92
TELCO DUE		03/23/91	03/23/91	11/25/91	09/04/92	09/04/92
TURNOVER		11/24/91	11/24/91	06/01/92	06/06/93	06/06/93
GENERIC SVC						
GENERIC	1AE10.09	1AE10.09	1AE11	1AE11	1AE11	1AE11
CONC RATIO	4:1	4:1	4:1	4:1	4:1	4:1
ENG LSF						
ENG CCS/NAL	3.36	3.34	3.34	3.34	3.34	3.34
DESIGN BS						
MRAJ	0.00	21.85	19.78	11.47	29.67	29.67
PRDCESSOR	56300	56300	56300	37600	93900	93900
CAP TRUNK	140	20 160	180	60	240	20 260
DGTL TK UNIT	0	1	1	3		1
LLN/LT/SM/NM	14	1 15	15	15		1 16
LSR/LTS/+/+	56	4 60	60	60		4 64
LSH/+/L32	0	0	0	0		0
TSC/+/TSS/NP	48	48	48	B 56	56	56
TLN/+/L64	2048	2048	2048	2048	2048	2048
TOT FRG/SHL	0	3	0	4		3
REUSE FR/SHL	0	3	0	4		3
GROSS ADDNS	0	300	D	700		800
EXT JOB DESC		LNS/DCT/GROW	CCSAC/DCT	DCT/TLN/GROW		GROWTH/LNS/T
%CTDIP	4.10	4.92	4.92	4.92		3.91

JOB CAT. G A G T A

REPORT: PARTB

PAGE: 3 OF 3

BUILDING: MIAM SILVER OAKS

ENT CUT: 01/24/75

ENTITY: MIAMFLS059E

ENT TERM: 11/26/95

LSDF SYSTEM

GRAPHIC PART B VERSION 1.00

DATABASE: LIVE

DATE: 12/04/91

TIME: 16:43:22

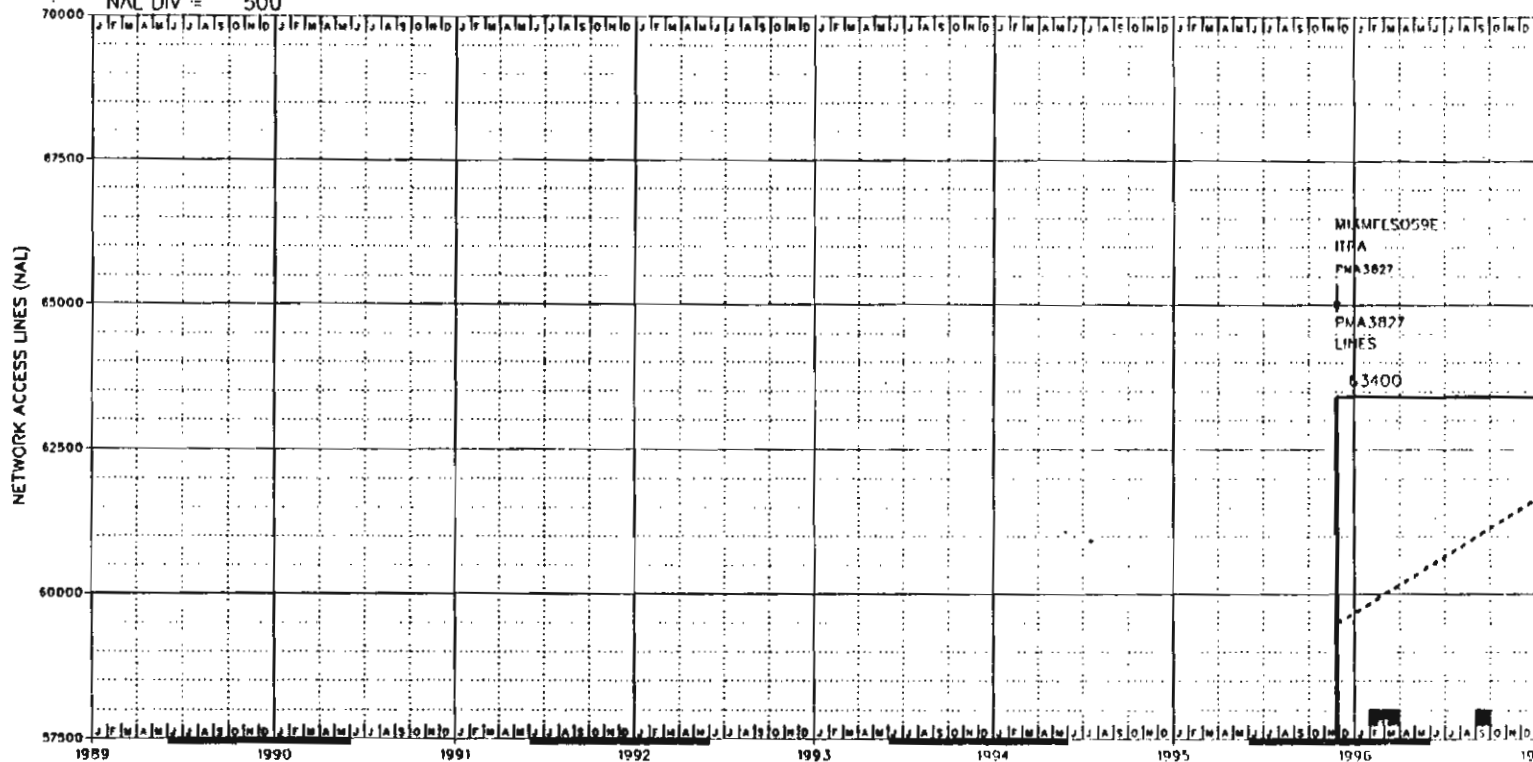
CHART NO.: 26.1

EQ TYPE: 1AES

JOB/ADJ/AT	1995AT1	PWA3829	
EVENT_NUM		EVT1	
EVENT_DATE	11/26/95	11/26/95	
RDYSD/TDATE	11/26/95	11/26/95	
REQSD	**/**/**	11/26/95	
CAP EXH.	**/**/**	**/**/**	
SHIP DATE	**/**/**	**/**/**	
JOB DESC.	ITRA	DISP	
NAL TRANS	-59500		
TRANS ENT	MIAMFLS0DS0		
LSEI			
NAL CAP SE		-61500	0
TC		-61500	0
LNS		-58600	0
NOS		-64500	0
ML		-58600	0
CNTRX CAP			
INST. NOS		-80000	0
UAV ASSGN		-4100	0
%FNOS			
INST. LNS		-65536	0
UAV ASSGN		-1738	0
%TOTAL FILL			
LNCAP IN LNS		-58600	0
SIZING DATE			
NDO DUE			
TELCO DUE			
TURNOVER?			
GENERIC SVC			
GENERIC			
CONC RATIO		4:1	
ENG LSF			
ENG CCS/NAL		0.00	
DESIGN BS			
MRAJ		0.00	
PROCESSOR		-93900	0
CAP TRUNK		-260	0
DGTL TK UNIT		0	
LN/LT/SM/NM		-16	0
LSR/LTS/%		-64	0
LSH/%/L32			0
TSC/%/TSS/MP		-56	0
TLN/%/L64		-2048	0
TOT FRS/SHL		0	
REUSE FR/SHL		0	
GROSS ADDNS		0	
EXT JOB DESC		RETIRE	
%CTDIP		0.00	

JOB CAT. 0

NAL DIV = 500



NOTES:

REASON FOR REISSUE:

DATE OF ISSUE: 11/25/91  
 EXCHANGE: MIAMI  
 DATABASE: LIVE  
 EQ TYPE: DCTL  
 NXX:  
 270F 271F 273F 274F 279F 440F  
 595F 596F 598F

BUILDING: MIAMFLSO STAT. FI  
 LATA: 50E1/460  
 COMPANY: SBEL AREA: SBFS  
 DIVISION: SF50 DISTRICT: SDAD  
 EXHAUST: 12/31/99  
 CONTACT: DMIOCCI  
 NUMBER: UNKNOWN  
 EQ ENGINEER: UNKNOWN  
 E. A. DATE: 08/27/95  
 DIR CLOSE: 05/14/92  
 DIR DELIVER: 09/11/92  
 NAL FCST: 01/31/91  
 CCS FCST: 07/25/90  
 ENTITY CIJ: 11/26/95  
 ENTITY TERM: 01/01/99  
 LATEST NAL  
 SWITCH HOST  
 ENTITY: MIAMI-LSO50SO

CHART:

MIAMI-LSO50SO 26.2

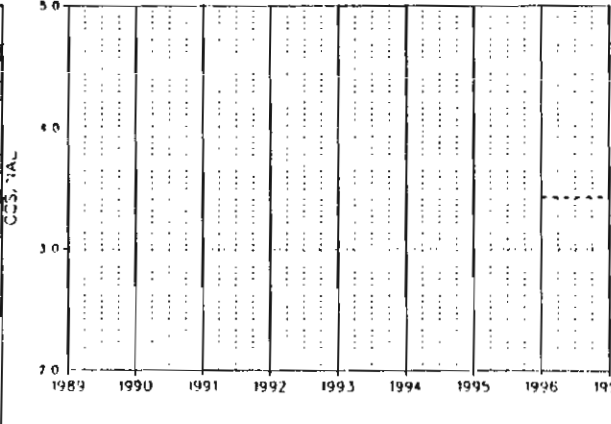
YEAR	1989	1990	1991	1992	1993	1994	1995	1996	1997
NAL								59664 (F)	61634 (F)
LINES								59664	61634
CCS/NAL								3.43	3.43
CCS STATUS									
NAL/LN RATIO								1.00000	1.00000

SVC.	1989	1990	1991	1992	1993	1994	1995	1996	1997
DIS									
IMI									
%IFFM									

JOBNUM	RDYSD	REQSD	SHIP
PMA3827	11/26/95	11/26/95	**/**
ENDJOB1	12/03/98	12/03/98	**/**



REPORT: PARTB  
PAGE: 1 OF 1

BUILDING: MIAM SILVER OAKS ENTITY: MIAMFLS00SO  
ENT CUT: 11/26/95 ENT TERM: 01/01/99

LSDP SYSTEM  
GRAPHIC PART B VERSION 1.00  
DATABASE: LIVE

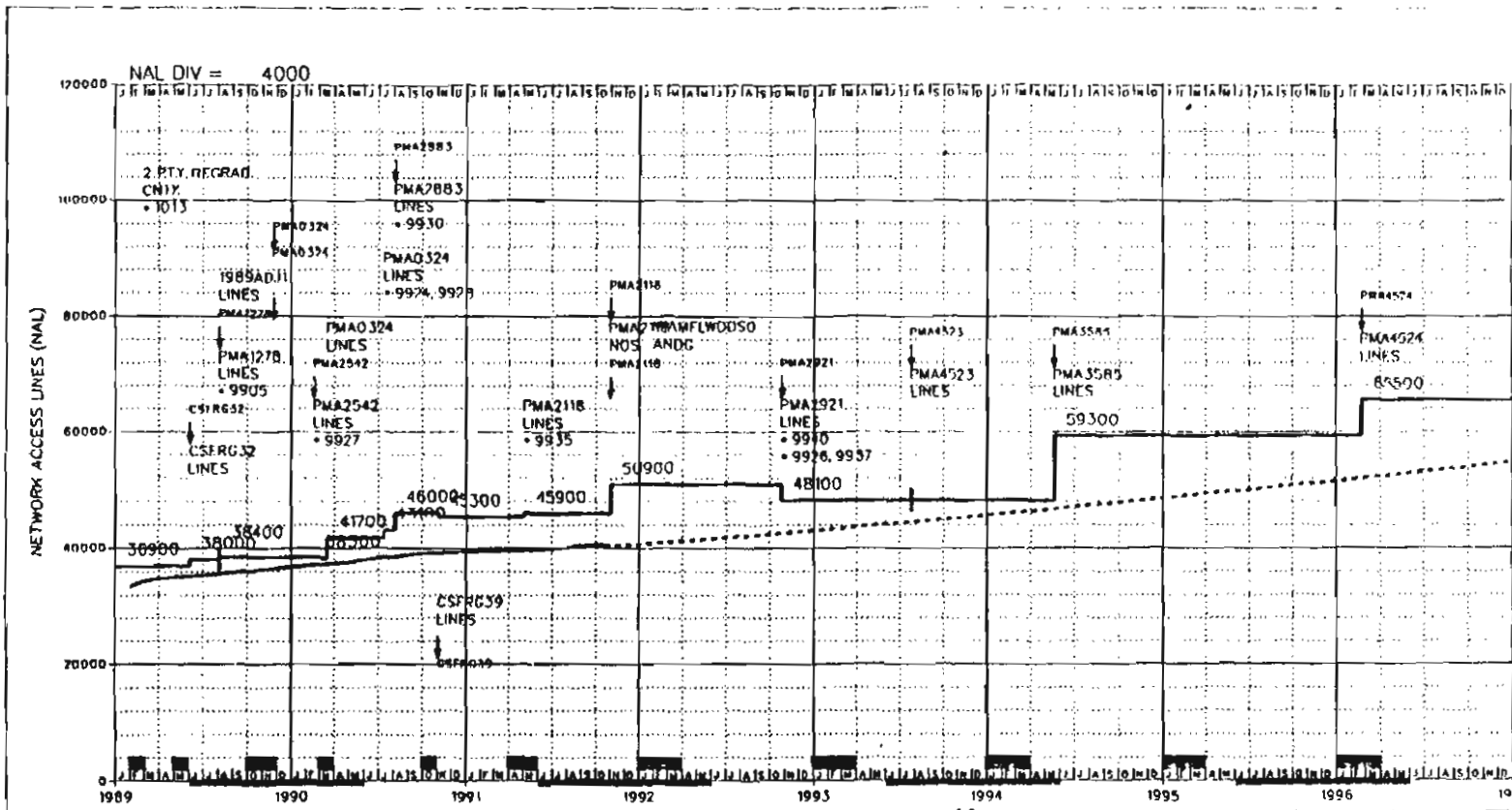
DATE: 11/25/91  
TIME: 19:03:40  
CHART NO.: 25.2  
EO TYPE: OCTL

JOB/ROJ/AT	1998AT1	PMA3827	ENOJOB1
EVENT-NUM		EVT1	EVT1
EVENT-DATE	11/26/95	11/26/95	12/03/98
RDYSO/TOATE	11/26/95	11/26/95	12/03/98
REQSD	##/##/##	11/26/95	12/03/98
CAP EXH.	##/##/##	##/##/##	##/##/##
SHIP DATE	##/##/##	##/##/##	##/##/##
JOB QESC.	ITRA	REPL	ENOJOB1
NAL TRANS	59500		
TRANS ENT	MIAMFLS059E		
LSE1		OR	DR
NAL CAP SE		66400 66400	8600 75000
TC		65000 65000	5000 70000
LNS		63400 63400	1600 65000
NOS		66100 66100	1600 66100
ML		63400 63400	1600 65000
CNTRX CAP			
INST. NOS		70000 70000	70000
UAV ASSGN		3900 3900	3900
ZFNOS			
INST. LNS		69632 69632	5368 75000
UAV ASSGN			
ZTOTAL FILL			
LNCAP IN LNS		63400 63400	1600 65000
SIZING DATE			
NOD DUE			
TELCO DUE			
TURNOVER			
GENERIC SVC			
GENERIC			
CONC RATIO			
ENG LSF			
ENG CCS/NAL		3.00	3.36
DESIGN BS			
MRAJ		36.24	0.00
PROCESSOR		56300 56300	43700 100000
CAP TRUNK		320 320	
OCTL TK UNIT		0	
LLN/LT/SH/NM		0	
LSR/LTS/##			
LSH/##/L32			
TSC/##/TSS/NP			
TLN/##/L64			
TOT FRS/SHL			0
REUSE FR/SHL			0
GROSS ADDNS		7100	
EXT JOB DESC			
ZC:DIP			

JOB CAT.

I



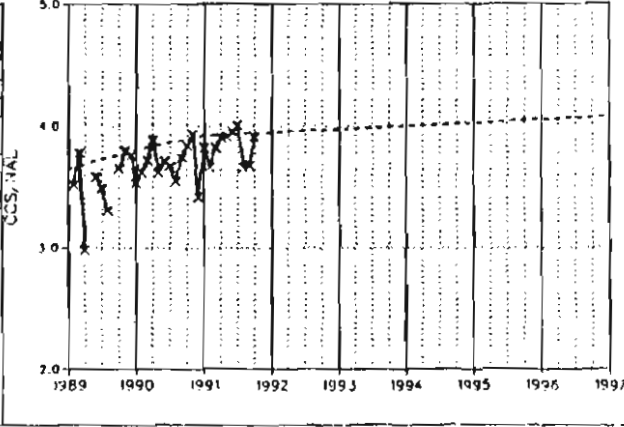


- NOTES:
- 1013 PARTY LINE TO PRIVATE LINE CONVERSION
  - 9905 TOUCHSTAR PHASE I
  - 9924 TOUCHSTAR PHASE II
  - 9926 CCS ACCESS CAPABILITY
  - 9927 ADVANCED TOLL INTEGRITY CHECKING SYSTEM
  - 9928 ONA REQUIREMENTS
  - 9930 CALLER ID (CLID & CND)
  - 9935 1+ COIN FORMAL ACCESS
  - 9937 CARRIER IDENT. CODE (CIC) EXPLAN. (C. B.)
  - 1940 CALL FWD-DON'T-ANSWER AFTER CALL WAITING

REASON FOR REISSUE:  
 1813 15000 KENDALL DP(88 ST)  
 OBH 2000-2100

DATE OF ISSUE: 11/25/91  
 EXCHANGE: MIAMI  
 DATABASE: LIVE  
 CO TYPE: D100  
 NXX:  
 380F 382 383 385 386 387  
 388  
 BUILDING: MIAMFLWD STAT: FL  
 LATA: SOE1/460  
 COMPANY: SBEL AREA: SBI S  
 DIVISION: SFSO DISTRICT: SOAD  
 EXHAUST: 12/31/99  
 CONTACT: RLGORE  
 NUMBER: DJCHOJN  
 ED ENGINEER: CBSLAUGHTER

YEAR	1989	1990	1991	1992	1993	1994	1995	1996	1997	
NAL	33844 (A)	36709 (A)	39249 (A)	40602 (F)	42982 (F)	45512 (F)	48497 (F)	51447 (F)	54662 (F)	
LINES	33844	36709	39249	40602	42982	45512	48497	51447	54662	
CCS/NAL	3.65	3.81	3.92	3.95	3.97	4.00	4.02	4.05	4.07	
CCS STATUS	A	A	A							
NAL/LN RATIO	1.00000	1.00000	1.00000	1.00000	1.00000	1.00000	1.00000	1.00000	1.00000	
SVC				JOBNUM	RDYSO	REOSD	SHIP			
DTS				CSFRC32	05/04/89	06/04/89	05/05/89			
				PMA1278	08/04/89	08/04/89	08/04/89			
				PMA2542	02/18/90	02/18/90	11/25/89			
				PMA0324	03/18/90	11/25/89	12/15/89			
				PMA0324	07/13/90	11/25/89	12/15/89			
				PMA2883	06/04/90	08/04/90	08/08/90			
				CSFRC39	11/03/90	11/03/90	12/01/90			
				PMA2118	05/04/91	11/01/91	01/26/91			
DIFFM										



E. A. DATE: 11/12/88  
 DIR CLOSE: 05/14/92  
 DIR DELIVER: 09/11/92  
 NAL FCST: 06/15/91  
 CCS FCST: 08/15/91  
 ENTITY CUT: 11/12/88  
 ENTITY TERM: 01/01/99  
 LATEST NAL: 40467  
 SWITCH HOST:  
 ENTITY:  
 CHART: MIAMFLWDISO 27.0

REPORT: PART B  
 PAGE: 1 OF 3  
 BUILDING: MIAM W. DADE  
 ENT CUT: 11/12/88

ENTITY: MIAMFLWDDSO  
 ENT TERM: 01/01/99

LSDF SYSTEM  
 GRAPHIC PART B VERSION 1.00  
 DATABASE: LIVE

DATE: 11/25/91  
 TIME: 19:03:40  
 CHART NO.: 27.0  
 EQ TYPE: D100

JOB/ROJ/AT 1989AT1  
 EVENT-NUM  
 EVENT-DATE 02/28/89  
 RQYSO/TORATE 02/28/89  
 REQSO  
 CAP EXH. ###/##/##  
 SHIP DATE ###/##/##  
 JOB DESC. CNTX  
 NAL TRANS 3  
 TRANS ENT 2 PTY REGRAD

CSFRG32  
 EVT1  
 06/04/89  
 06/04/89  
 06/04/89  
 ##/##/##  
 05/05/89  
 CAROS

PMA1278  
 EVT1  
 08/04/89  
 08/04/89  
 08/04/89  
 02/04/90  
 06/09/89  
 TOUCHSTAR

1989ADJ1  
 EVT1  
 08/05/89  
 08/05/89  
 08/05/89  
 ##/##/##  
 02/04/90  
 11/25/89  
 DCOG

PMA2542  
 EVT1  
 02/18/90  
 02/18/90  
 02/18/90  
 02/18/90  
 ##/##/##  
 11/25/89  
 GA-ATICS

PMA0324  
 EVT1  
 03/18/90  
 07/13/90  
 11/25/89  
 ##/##/##  
 12/15/89  
 GA

LSEI  
 NAL CAP SE  
 TC  
 LNS  
 NOS  
 HL  
 CNTRX CAP  
 INST. NOS  
 UAY ASSGN  
 %FNOS  
 INST. LNS  
 UAY ASSGN  
 %TOTAL FILL  
 LNCAP IN LNS  
 SIZING DATE  
 NDO DUE  
 TELCO DUE  
 TURNOVER  
 GENERIC SVC  
 GENERIC  
 CONC RATIO  
 ENG LSF  
 ENG CCS/NAL  
 DESIGN BS  
 MRAJ  
 PROCESSOR  
 CAP TRUNK  
 OGTL TK UNIT  
 LLN/LI/SM/NM  
 LSR/LTS/##/##  
 LSH/##/##/L32  
 TSC/##/##/TSS/NP  
 TLN/##/##/L64  
 TOT FRS/SHL  
 REUSE FR/SHL  
 GROSS RQDNS  
 EXT JOB DESC  
 %CTOIP

OR  
 46000  
 76200  
 1100 38000  
 42500  
 1100 38000  
 5000  
 50000  
 0  
 85.00  
 53712  
 6144  
 79.76  
 1100 38000  
 03/01/89  
 03/11/89  
 03/25/89  
 06/04/89  
 BCS-25  
 4  
 4.20  
 8.51  
 74800  
 200  
 0  
 9  
 60  
 570  
 600  
 0  
 0  
 0  
 0  
 ANALOG/LN CO  
 10.70

OR  
 3500 49500  
 76200  
 38000  
 900 43400  
 38000  
 5000  
 50000  
 0  
 86.80  
 53712  
 6144  
 79.76  
 38000  
 08/15/89  
 10/08/88  
 04/21/89  
 08/04/89  
 09/02/89  
 BCS-28  
 4  
 3.60  
 0.80  
 -22300 52500  
 200  
 0  
 9  
 60  
 0  
 570  
 600  
 4  
 0  
 0  
 256  
 T-STAR/GENER  
 10.70

OR  
 3500 49500  
 76200  
 5700 81900  
 400 38400  
 900 43400  
 38000  
 400 38400  
 5000  
 50000  
 0  
 86.80  
 54576  
 6144  
 79.30  
 400 38400  
 08/15/89  
 10/08/88  
 04/21/89  
 08/04/89  
 09/02/89  
 BCS-28  
 4  
 3.60  
 0.00  
 -22300 52500  
 200  
 0  
 9  
 60  
 0  
 570  
 600  
 0  
 0  
 0  
 13  
 MODE 1/2/CON  
 10.70

OR  
 49500  
 89600  
 38300  
 -100 43400  
 38300  
 -100 38300  
 5000  
 50000  
 90  
 86.90  
 54576  
 6244  
 79.05  
 -100 38380  
 09/15/89  
 11/11/89  
 11/18/89  
 02/18/90  
 BCS-28  
 4  
 3.60  
 -2.79  
 -22300 52500  
 200  
 0  
 9  
 60  
 0  
 570  
 600  
 0  
 0  
 0  
 13  
 ATICS  
 10.70

OR  
 5000 54500  
 6700 96300  
 3400 41700  
 8600 52000  
 3400 41700  
 -4000 1000  
 10000 60000  
 90  
 86.80  
 1280 55856  
 -3322 2922  
 78.64  
 3400 41700  
 09/07/89  
 04/22/89  
 10/27/89  
 07/13/90  
 01/02/90  
 BCS-29  
 4  
 3.60  
 13.77  
 -22300 52500  
 240  
 0  
 9  
 62  
 0  
 570  
 620  
 0  
 0  
 0  
 0  
 1280 LINES  
 11.40

JOB CAT.

A

M

A

A

REPORT: PART B  
 PAGE: 2 OF 3  
 BUILDING: MIAM W. CRDE  
 ENT CUT: 11/12/88

ENTITY: MIAMFLWDOSO  
 ENT TERM: 01/01/99

LSDF SYSTEM  
 GRAPHIC PART B VERSION 1.00  
 DATABASE: LIVE

DATE: 11/25/91  
 TIME: 19:03:40  
 CHART NO.: 27.0  
 EQ TYPE: 0100

JOB/ADJ/AT	PMA0324	PMA2883	CSFRG39	PMA2118	PM02118	1992AT1
EVENT-DATE	07/13/90	08/04/90	11/03/90	05/04/91	11/01/91	02/01/92
RDYSO/TDATE	07/13/90	08/04/90	11/03/90	11/01/91	11/01/91	02/01/92
REQSO	11/25/89	08/04/90	11/03/90	11/01/91	11/01/91	■■/■■/■■
CAP EXH.	05/11/91	05/11/91	■■/■■/■■	■■/■■/■■	■■/■■/■■	■■/■■/■■
SHIP DATE	12/15/89	06/08/90	12/01/90	01/26/91	05/24/91	■■/■■/■■
JOB DESC.	GA	GA-SCMU	CARDS	1+ COIN	GA	ANDC
NAL TRANS						MIAMFLWDOSO
TRANS ENT						
LSEI	DR	DR	DR	DR	PROC	
NAL CAP SE					5700	60200
TC		-5000	3700		18000	113000
LNS	1400	2900	-700	600	5500	51400
NOS					-1100	50900
ML	1400	2900	-700	600	5000	50900
CNTRX CAP						1000
INST. NOS						60000
UAV ASSGN						90
ZFNOS	86.80	86.80	86.80	86.80	85.00	
INST. LNS	1280	2928	1261	-10	17440	77504
UAV ASSGN	-528	-1584	78.13	79.09	-1280	781
ZTOTAL FILL	78.57	77.47			66.95	
LNCAP IN LNS	1400	2900	-700	600	5500	51400
SIZING DATE	09/07/89	01/31/90	07/03/90	09/17/90	09/17/90	
NOD OUE	04/22/89	02/24/90	10/06/90	09/22/90	09/22/90	
TFLCO OUE	10/27/89	03/09/90	10/20/90	01/18/91	01/18/91	
TURNOVER	07/13/90	08/04/90	11/03/90	11/01/91	11/01/91	
GENERIC SVC	05/26/90			06/21/91	08/03/91	
GENERIC	BCS-30	BCS-30	BCS-30	BCS-31	BCS-31	
CONC RATIO	4	4	4	4	4	
ENG LSF						
ENG CCS/NAL	3.60	3.60	3.60	3.60	3.80	
DESIGN 85						
MRAJ	9.92	2.99	11.93	0.00	11.79	
PROCESSOR	-1500	51000	51000	51000	9200	60200
CAP TRUNK	240	240	240	240	20	260
OCTL TK UNIT 2		0	0	0	1	
LLN/LT/SM/NM 1	10	10	10	10	2	12
LSR/LTS/■/■ 2	64	64	64	64	-2	62
LSH/■/■/L32	0	0	0	0		0
TSC/■/TSS/NP 25	595	38	633	633	159	792
TLN/■/■/L64 20	640	640	640	640	-20	620
TOT FRS/SHL 7		0	0	0	18	
REUSE FR/SHL 0		0	0	0	0	
GROSS ROOMS 1028		41	0	0	1350	
EXT JOB DESC LN & TK		CONVERT/2 SC	CARDS/REMOVA	1+ COIN	-2 LCM'S/SCM	
ZCTOIP	11.40	11.40	11.00	9.87	9.87	
JOB CAT.	A	A	0	M	A	

REPORT: PART 8  
PAGE: 3 OF 3  
BUILDING: MIAM W. OADE  
ENT CUT: 11/12/88

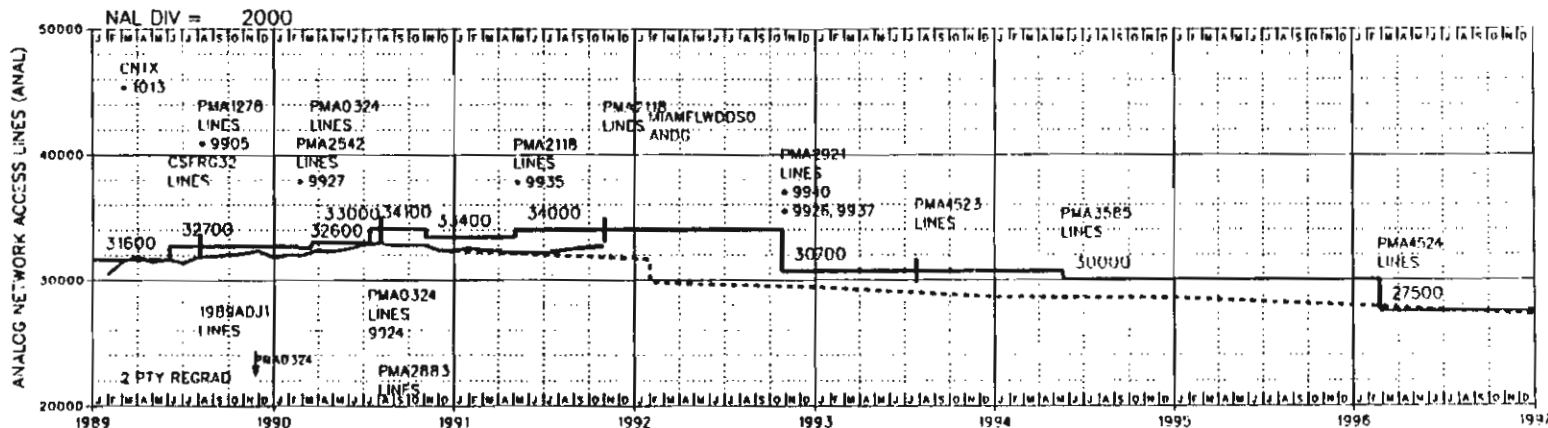
ENTITY: MIAMFLWOODS  
ENT TERM: 01/01/99

LSOF SYSTEM  
GRAPHIC PART 8 VERSION 1.00  
DATABASE: LIVE

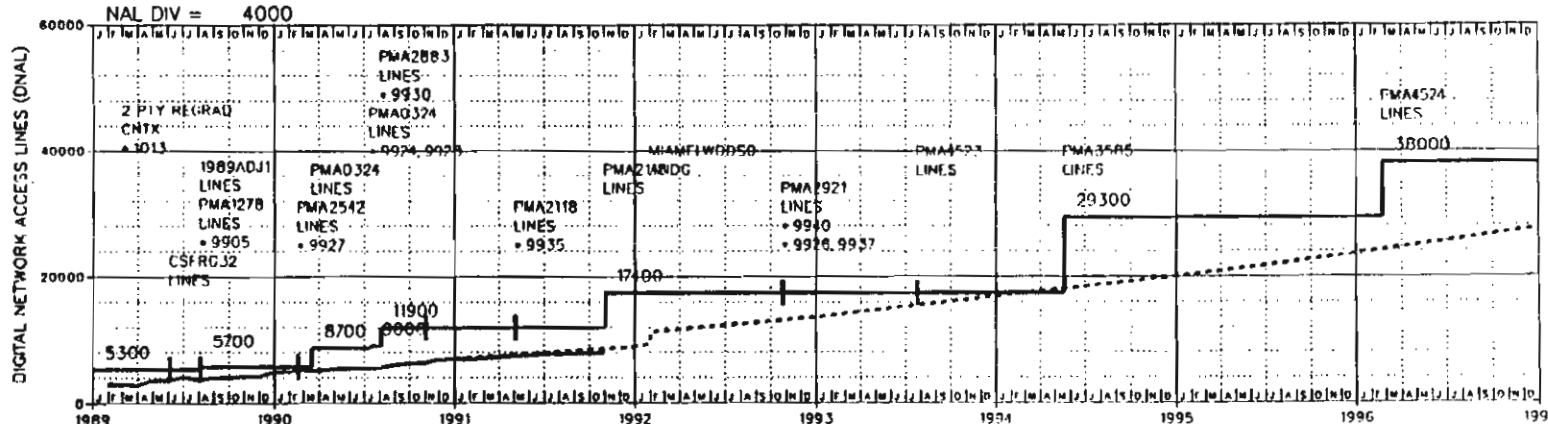
DATE: 11/25/91  
TIME: 19:03:40  
CHART NO.: 27.0  
EQ TYPE: 0100

JOB/AOJ/AT	PMA2921	PMA4523	PMA3585	PMA4524	WOENOJOB
EVENT-NUM	EVT1	EVT1	EVT1	EVT1	EVT1
EVENT-DATE	10/25/92	07/25/93	05/20/94	02/23/96	07/01/98
ROYSD/TOATE	10/25/92	07/25/93	05/20/94	02/23/96	07/01/98
REOSD	10/25/92	07/25/93	05/20/94	02/23/96	07/01/98
CAP EXH.	##/##/##	##/##/##	##/##/##	##/##/##	##/##/##
SHIP DATE	06/26/92	04/17/93	01/08/94	09/28/95	02/03/98
JOB DESC.	GA	SN-3D RETRO. LPP.TKS GA	GA	TKS	END JOB
NAL TRANS					
TRANS ENT					
LSET	PROC	PROC	PROC	PROC	PROC
NAL CAP SE	14800 75000	75000	-5000 70000	15000 85000	15000 100000
TC	2100 115100	115100	28600 143700	21900 165600	23700 189300
LNS	-3300 48100	48100	11200 59300	6200 65500	1900 67400
NOS	8500 59400	59400	8500 67900	8500 76400	8500 84900
ML	-2800 48100	48100	11200 59300	6200 65500	1900 67400
CNTRX CAP	4000 5000	5000	5000 5000	5000 5000	5000 5000
INST. NOS	10000 70000	70000	10000 80000	10000 90000	10000 100000
UAV ASSGN	90	90	90	90	90
XFNOS	85.00	85.00	85.00	85.00	85.00
INST. LNS	-3840 73664	73664	19552 93216	14816 108032	6176 114208
UAV ASSGN	-57 724	724	-20 704	-38 666	-38 628
%TOTAL FILL	66.00	66.00	64.04	60.99	59.35
LMCAP IN LNS	-3300 48100	48100	11200 59300	6200 65500	1900 67400
SIZING DATE	02/27/90	06/04/91	06/04/91	02/08/90	07/08/97
NDO DUE	11/28/91	09/19/92	06/05/93	03/02/95	11/04/97
TELCO DUE	03/27/92	01/16/93	10/02/93	06/29/95	07/01/98
TURNOVER	10/25/92	07/25/93	05/20/94	02/23/96	
GENERIC SVC					
GENERIC	BCS-34	BCS-35	BCS-38	BCS-41	BCS-44
CONC RATIO	4	4	4	4	4
ENG LSF					
ENG CCS/NAL	3.60	3.60	3.70	3.70	3.70
DESIGN 85					
MRAJ	18.79	0.00	21.16	28.22	0.00
PROCESSOR	19800 80000	80000	-5000 75000	23000 98000	98000
CAP TRUNK	20 280	20 300	20 320	20 340	340
DGTL TK UNIT	0	1	3	1	1
LLN/LT/SM/NH	12	13	2	3	-18 0
LSR/LTS/=/	62	60	-6	-4	-4 46
LSH/=/L32	0	0	0	0	0
TSC/=/TSS/MP	15 807	16 823	132 955	175 1130	-1130 0
TLN/=/L64	-60 560	-20 540	-40 540	-40 500	-500 0
TOT FR/SHL	1	2	17	1	2
REUSE FR/SHL	0	0	0	0	0
GROSS ADDNS	320	450	1730	1550	500
EXT JOB DESC	NXX & FEATUR	SN30.LPP.GEN	GROWTH	GROWTH/SN-40	END JOB/SN50
ZCTOIP	9.68	9.68	8.75	9.45	10.27

JOB CAT.    A                      P                      A                      A



YEAR	1989	1990	1991	1992	1993	1994	1995	1996	1997
NAL	30616 (A)	31792 (A)	32298 (A)	31702 (F)	29402 (F)	28622 (F)	28547 (F)	27947 (F)	27162 (F)
ANLG LNS	30616	31792	32298	31702	29402	28622	28547	27947	27162
CCS/NAL	3.67	3.83	3.94	3.97	4.00	4.03	4.06	4.09	4.12
ACCS ACTUAL	A	A	A						
NAL/AN RATIO	1.00000	1.00000	1.00000	1.00000	1.00000	1.00000	1.00000	1.00000	1.00000



YFAR	1989	1990	1991	1992	1993	1994	1995	1996	1997
NAL	3228 (A)	4917 (A)	6951 (A)	8900 (F)	13580 (F)	16890 (F)	19950 (F)	23500 (F)	27500 (F)
DIGL CCS/NAL	3.45	3.66	3.85	3.88	3.91	3.94	3.97	4.00	4.03
CCS ACTUAL	A	A	A						
SLC SYS	56	65	116	135	172	185	205	230	250
URBAN SYS	1	1	1	13	22	32	48	68	79
NAL/AN RATIO	1.00000	1.00000	1.00000	1.00000	1.00000	1.00000	1.00000	1.00000	1.00000

- NOTES:
- 1013 PARTY LINE TO PRIVATE LINE CONVERSION
  - 9905 TOUCHSTAR PHASE I
  - 9924 TOUCHSTAR PHASE II
  - 9926 CCS ACCESS CAPABILITY
  - 9927 ADVANCED TOLL INTEGRITY CHECKING SYSTEM
  - 9928 OHA REQUIREMENTS
  - 9930 CALLER ID (CLID & CND)
  - 9935 1+ COIN EQUAL ACCESS
  - 9937 CARRIER IDENT. CODE (CIC) EXPAN. (FC B)
  - 9940 CALL FWD-DONT-ANSWER AFTER CALL WAITING

REASON FOR REISSUE:  
1813 15000 KENDALL DR(88 ST)  
OBH 2000-2100

DATE OF ISSUE: 11/25/91  
EXCHANGE: MIAMI  
DATABASE: LIVE  
EQ TYPE: D100  
ANALOG

BUILDING: MIAM W DADF  
SWITCH HOST

FCST DATE: 06/15/91  
LATEST ANAL: 32657  
CONTACT: RIGORE  
CONTACT NO.: DJCHQJN  
EQUIP ENGR: CBSLAUGHTER

DIGITAL  
DLFCST DATE: 09/01/90  
LATEST DNAL: 7810  
LATEST SLC: 109  
LATEST URBN: 2  
LATEST D112: 0

ENTITY: CHART  
MIAMI:FLWDJ30 27.0

REPORT: PART B  
 PAGE: 1 OF 3  
 BUILDING: MIAM W. DADE  
 ENT CUT: 11/12/88

ENTITY: MIAMFLWDDSO  
 ENT TERM: 01/01/99

LSDF SYSTEM  
 DIGITAL PART B VERSION 1.00  
 DATABASE: LIVE

DATE: 11/25/91  
 TIME: 19:03:40  
 CHART NO.: 27.0  
 EO TYPE: D100

JOB/ADJ/AT 1989AT1  
 EVENT-NUM  
 EVENT-DATE 02/28/89  
 RDYSD/TOATE 02/28/89  
 REQSD  
 CAP EXH. \*\*/\*\*/\*\*  
 SHIP DATE \*\*/\*\*/\*\*  
 JOB DESC. CNIX  
 TRANS ENT 2 PTY REGRAD

CSFRG32  
 EVT1  
 06/04/89  
 06/04/89  
 06/04/89  
 \*\*/\*\*/\*\*  
 05/05/89  
 CAROS

PMA1278  
 EVT1  
 08/04/89  
 08/04/89  
 08/04/89  
 02/04/90  
 06/09/89  
 TOUCHSTAR

1989ADJ1  
 EVT1  
 08/05/89  
 08/05/89  
 \*\*/\*\*/\*\*  
 \*\*/\*\*/\*\*  
 \*\*/\*\*/\*\*  
 DGDG

PMA2542  
 EVT1  
 02/18/90  
 02/18/90  
 02/18/90  
 \*\*/\*\*/\*\*  
 11/25/89  
 GA-ATICS

PMA0324  
 EVT1  
 03/18/90  
 07/13/90  
 11/25/89  
 \*\*/\*\*/\*\*  
 12/15/89  
 GA

ANALOG SECTION -----

NAL TRANS	3								
NAL CAP TC		49300	49300	49300	7700	57000	1100	58100	
LNS	32700	32700	32700	32700	-100	32600	400	33000	
ML	32700	32700	32700	32700	-100	32600	400	33000	
LINE UNITS		60	60	60		60		62	
INST. LNS		38400	38400	38400		38400	1280	39680	
URV ASSGN	576	576	576	576	100	676	38	714	
%FILL	86.40		86.40	86.40	86.10		84.50		
ALNCAP LNS	32700	32700	32700	32700	-100	32600	400	33000	
RENG CCS NAL	4.20		3.67	3.67	3.67		3.70		
ANLG DEF LNS	-1280	0	0	0	0	0	0	0	
ISDN CAP TC	0	0	0	0	0	0	0	0	
ISDN CAP LNS	0	0	0	0	0	0	0	0	
ISDN CAP ML	0	0	0	0	0	0	0	0	
ISDN LN MOD	0	0	0	0	0	0	0	0	
ISDN INS LNS	0	0	0	0	0	0	0	0	
ISDN URV LNS	0	0	0	0	0	0	0	0	
ISDN %FILL									
ISDN ENG CCS									

DIGITAL SECTION -----

NAL TRANS								
NAL CAP TC		26900	26900	5700	32600	32600	5600	38200
LNS	5300	5300	5300	400	5700	5700	3000	8700
ML	5300	5300	5300	400	5700	5700	3000	8700
LINE UNITS		30	30		30	30		30
INST. LNS		15312	15312	864	16176	16176		16176
URV ASSGN	5568	5568	5568	5568	5568	5568	-3360	2208
%FILL	54.00		54.00	54.00	54.00	54.00	62.30	
DLNCAP LNS	5300	5300	5300	400	5700	5700	3000	8700
DENG CCS NAL	4.20		4.20	3.47	3.47	3.47	3.49	
CAP SLC SYS	96	96	96	9	105	105	35	140
ENG SLC MD 1	95	95	95	95	95	95	35	130
ENG SLC MD 2	1	1	1	9	10	10		10
DEF SLC SYS	35	35	35	35	35	35	-35	0
CAP URBN SYS	1	1	1	1	1	1		1
DEF URBN SYS	4	4	4	4	4	4		4
CAP DMS112	0	0	0	0	0	0		0
SLC DLU	29	29	29	29	29	29		29
URBAN DLU	1	1	1	1	1	1		1

REPORT: PART B  
PAGE: 2 OF 3  
BUILDING: MIAM W. DADE  
ENT CUT: 11/12/88

ENTITY: MIAMFLWDDSO  
ENT TERM: 01/01/99

LSOF SYSTEM  
DIGITAL PART B VERSION 1.00  
DATABASE: LIVE

DATE: 11/25/91  
TIME: 19:03:40  
CHART NO.: 27.0  
EO TYPE: 0100

JOB/ADJ/AT	PMA0324	PMA2083	CSFRG39	PMA2118	PMA2118	1992AT1
EVENT-NUM	EVT2	EVT1	EVT1	EVT1	EVT2	
EVENT-DATE	07/13/90	08/04/90	11/03/90	05/04/91	11/01/91	02/01/92
RDYSO/TDATE	07/13/90	08/04/90	11/03/90	11/01/91	11/01/91	02/01/92
REOSO	11/25/89	08/04/90	11/03/90	11/01/91	11/01/91	***/**
CAP EXH.	05/11/91	05/11/91	**/**	**/**	**/**	**/**
SHIP DATE	12/15/89	05/08/90	12/01/90	01/25/91	05/24/91	**/**
JOB DESC.	GA	GA-SCMU	CAROS	1+ COIN	GA	ANOC
TRANS ENT						MIAMFLWDDSO

ANALOG SECTION -----

NAL TRANS	2200	60300	-2200	58100	600	58100	-2100	56000	-1868
NAL CAP TC		34100	-700	33400	600	34000		34000	
LNS	1100	34100	-700	33400	600	34000		34000	
ML	1100	34100	-700	33400	600	34000		34000	
LINE UNITS		64		64		64		62	
INST. LNS	1280	40960		40960		40960	-1280	39680	
UAV ASSGN		714		714		714	-1280	685	
ZFILL	84.50		1261	1975	-10	1965	07.13		
DLNAP LNS	1100	34100	85.70		87.13				
RENG CCS NAL	3.70		-700	33400	600	34000		34000	
ANLG DEF LNS		0	3.85		3.85		3.87		
ISON CAP TC		0	1280	1280		1280	-1280	0	
ISON CAP LNS		0		0		0		0	
ISON CAP ML		0		0		0		0	
ISON LN MOD		0		0		0		0	
ISON INS LNS		0		8		0		0	
ISON UAV LNS		0		0		0		0	
ISON ZFILL		0		0		0		0	
ISON ENG CCS									

DIGITAL SECTION -----

NAL TRANS	-7200	31000	5900	36900	36900	20100	57000	1868
NAL CAP TC		11900	2900	11900	11900	5500	17400	
LNS	300	9000	2900	11900	11900	5500	17400	
ML	300	9000	2900	11900	11900	5500	17400	
LINE UNITS		30		30		30	53	
INST. LNS		16176	2928	19104		19104	18720	37824
UAV ASSGN	-528	1680	-1584	96		96		96
ZFILL	62.10		62.60		62.60		46.10	
DLNAP LNS	300	9000	2900	11900	11900	5500	17400	
DENG CCS NAL	3.49		3.49		3.68	3.68	3.70	
CAP SLC SYS		140	-8	132		132	63	195
ENG SLC MD 1	-15	115	6	121		121	28	149
ENG SLC MD 2	15	25	-14	11		11	35	45
DEF SLC SYS		0		0		0		0
CAP URBAN SYS 1		2	10	12		12	24	36
DEF URBAN SYS -1		3	-3	0		0		0
CAP DHS112		0		0		0		0
SLC DLU	29		-2	27		27	17	44
URBAN OLU	1		2	3		3	6	9

REPORT: PART 8  
 PAGE: 3 OF 3  
 BUILDING: MIAM W. DADE  
 ENT CUT: 11/12/88

ENTITY: MIAMFLWOOSO  
 ENT TERM: 01/01/99

LSOF SYSTEM  
 DIGITAL PART 8 VERSION 1.00  
 DATABASE: LIVE

DATE: 11/25/91  
 TIME: 19:03:40  
 CHART NO.: 27.0  
 EQ TYPE: 0100

JOB/ADJ/AT	PMA2921	PMA4523	PMA3585	PMA4524	WOENOJOB
EVENT-NUM	EVT1	EVT1	EVT1	EVT1	EVT1
EVENT-DATE	10/25/92	07/25/93	05/20/94	02/23/96	07/01/98
RDYSO/TOATE	10/25/92	07/25/93	05/20/94	02/23/96	07/01/98
REDSO	10/25/92	07/25/93	05/20/94	02/23/96	07/01/98
CAP EXH.	##/##/##	##/##/##	##/##/##	##/##/##	##/##/##
SHIP DATE	06/26/92	04/17/93	01/08/94	09/28/95	02/03/98
JOB DESC:	GA	SN-30 RETRO. LPP.TKS	GA	TKS	ENO JOB
TRANS ENT					

ANALOG SECTION -----

NAL TRANS									
NAL CAP TC	2100	58100	58100	-600	57500	-7900	49600	9700	59300
LNS	-3300	30700	30700	-700	30000	-2500	27500	-2400	25100
ML	-3300	30700	30700	-700	30000	-2500	27500	-2400	25100
LINE UNITS		56	56		54		50		46
INST. LNS	-3840	35840	35840	-1280	34560	-2560	32000	-2560	29440
UAY ASSGN	-57	628	628	-20	608	-38	570	-38	532
%FILL	87.32		87.32	88.25		87.55		86.73	
DLNCRP LNS	-3300	30700	30700	-700	30000	-2500	27500	-2400	25100
DENG CCS NAL	3.70		3.70	3.74		3.76		3.76	
ANLG OFF LNS	0	0	0	0	0	0	0	0	0
ISON CAP TC	0	0	0	0	0	0	0	0	0
ISON CAP LNS	0	0	0	0	0	0	0	0	0
ISON CAP ML	0	0	0	0	0	0	0	0	0
ISON LN MOO	0	0	0	0	0	0	0	0	0
ISON INS LNS	0	0	0	0	0	0	0	0	0
ISON UAY LNS	0	0	0	0	0	0	0	0	0
ISON %FILL									
ISON ENG CCS									

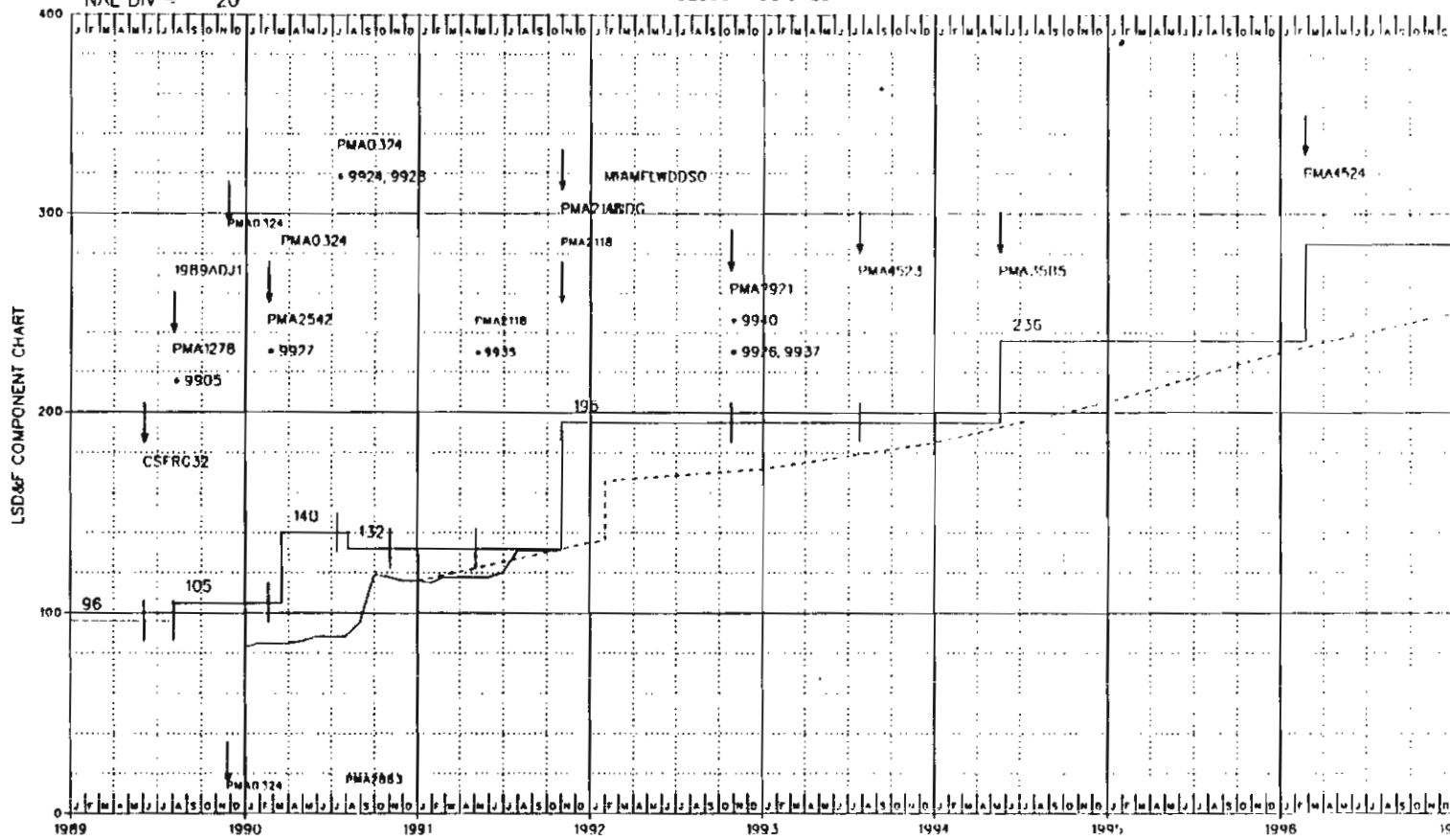
DIGITAL SECTION -----

NAL TRANS									
NAL CAP TC		57000	57000	29200	86200	29800	116000	14000	130000
LNS		17400	17400	11900	29300	8700	38000	4300	42300
ML		17400	17400	11900	29300	8700	38000	4300	42300
LINE UNITS		53	53		69		86		93
INST. LNS		37824	37824	20832	58656	17376	76032	8736	84768
UAY ASSGN		96	96		96		96		96
%FILL	46.10		46.10	50.00		50.00		50.00	
DLNCRP LNS		17400	17400	11900	29300	8700	38000	4300	42300
DENG CCS NAL	3.70		3.70	3.70		3.70		3.70	
CAP SLC SYS		195	195	41	236	49	285	27	312
ENG SLC MO 1	-10	139	139	23	162	33	195	-3	192
ENG SLC MO2	10	56	56	18	74	16	90	30	170
DEF SLC SYS		0	0		0		0		0
CAP URBN SYS		36	36	32	68	24	92	8	100
DEF URBN SYS		0	0		0		0		0
CAP QMS112		0	0		0		0		0
SLC OLU		44	44	8	52	11	63	5	68
URBAN OLU		9	9	8	17	6	23	2	25



NAL DIV = 20

SLC96-ASSIGNED



- NOTES:
- 9905 TOUCHSTAR PHASE I
  - 9924 TOUCHSTAR PHASE II
  - 9926 CCS ACCESS CAPABILITY
  - 9927 ADVANCED TOLL INTEGRITY CHECKING SYSTEM
  - 9928 ONA REQUIREMENTS
  - 9930 CALLER ID (CLID & CND)
  - 9935 1+ COIN TOLL ACCESS
  - 9937 CARRIER IDENT. CODE (CIC) EXPN. (FG B)
  - 9940 CALL FWD-DONT-ANSWER AFTER CALL WAITING

REASON FOR REISSUE:  
1813 15000 KENDALL DR(88 ST)  
OBH 2000-2100

DATE OF ISSUE: 11/25/91  
EXCHANGE: MIAMI  
DATABASE: LIVE  
EQ TYPE: D100  
NXX 380F 382 383 385 386  
387 388

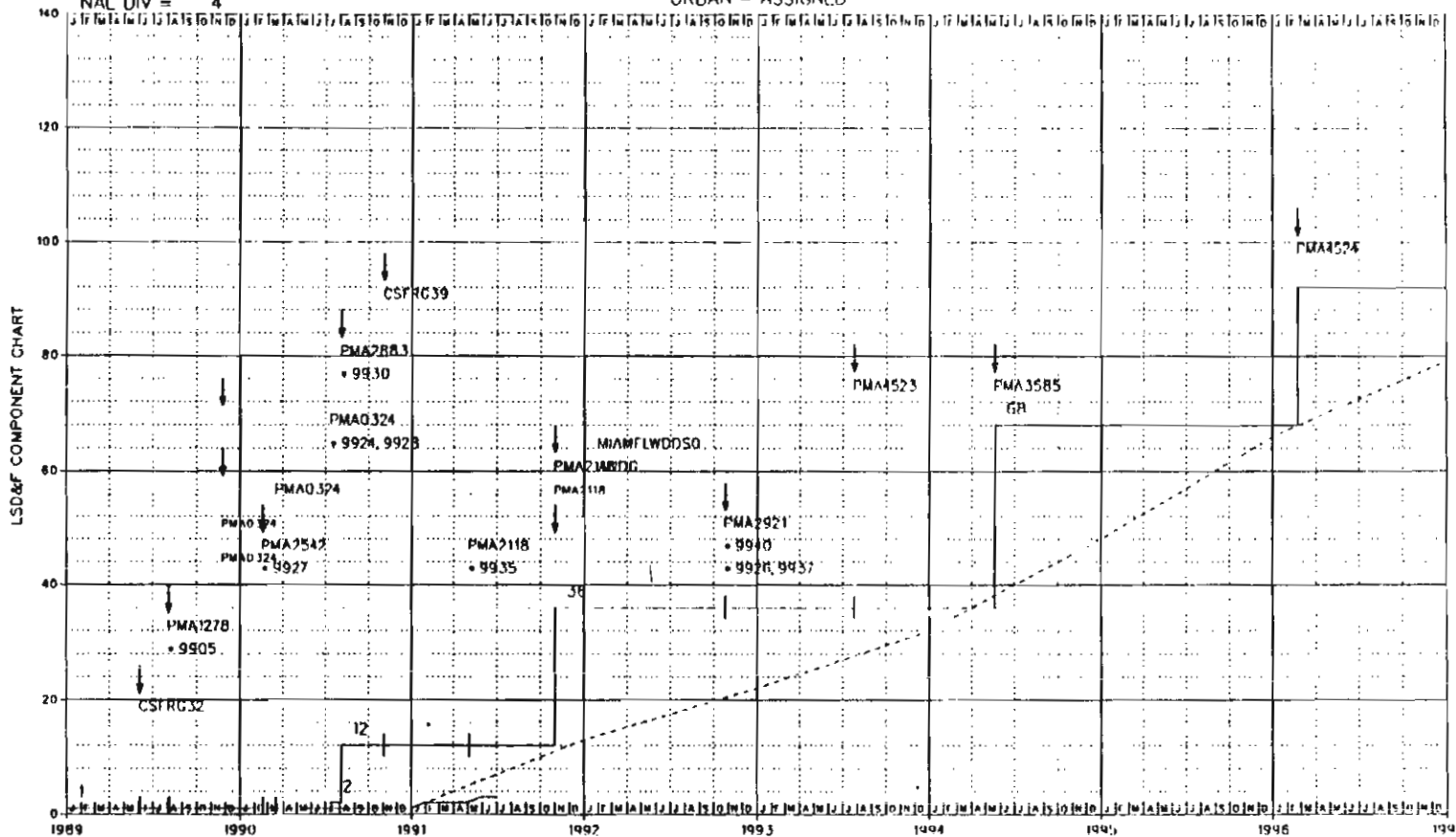
BUILDING: MIAMI FLD STAFF 11  
LATA: SDE/480  
COMPANY: SREL AREA SRE5  
DIVISION: SFSO DISTRICT: SDAD  
EXHAUST: 12/31/99  
CONTACT: REGORF  
NUMBER: DICHORI

YEAR	1989	1990	1991	1992	1993	1994	1995	1996
DEMAND/GAIN	56 (A) 9	65 (A) 51	116 (A) 19	135 (F) 37	172 (F) 15	185 (F) 20	205 (F) 25	230 (F) 20
SLC MODE 1C	8	9	13	10	12	13	10	12
SLC MODE 1F	46	52	98	102	104	110	115	118
SLC MODE 2C	0	0	0	0	0	0	0	0
SLC MODE 2F	2	4	6	23	56	62	80	100

ENTRY: MIAMI FLD  
CHART: 270

NAL DIV = 4

URBAN - ASSIGNED



- NOTES:  
 9905 TOUCHSTAR PHASE I  
 9924 TOUCHSTAR PHASE II  
 9926 CCS ACCESS CAPABILITY  
 9927 ADVANCED TOLL INTEGRITY CHECKING SYSTEM  
 9928 ONA REQUIREMENTS  
 9930 CALLER ID (ICLID & CND)  
 9935 1+ COIN EQUAL ACCESS  
 9937 CARRIER IDENT. CODE (CIC) EXPAN. (FG B)  
 9940 CALL TWD-DONT-ANSWER AFTER CALL WAITING

REASON FOR REISSUE:  
 1813 15000 KENDALL DR(88 ST)  
 OBH 2000-2100

DATE OF ISSUE: 11/25/91  
 EXCHANGE: MIAMI  
 DATABASE: LIVE  
 CO TYPE: D100  
 NXX 380F 382 383 385 386  
 387 388

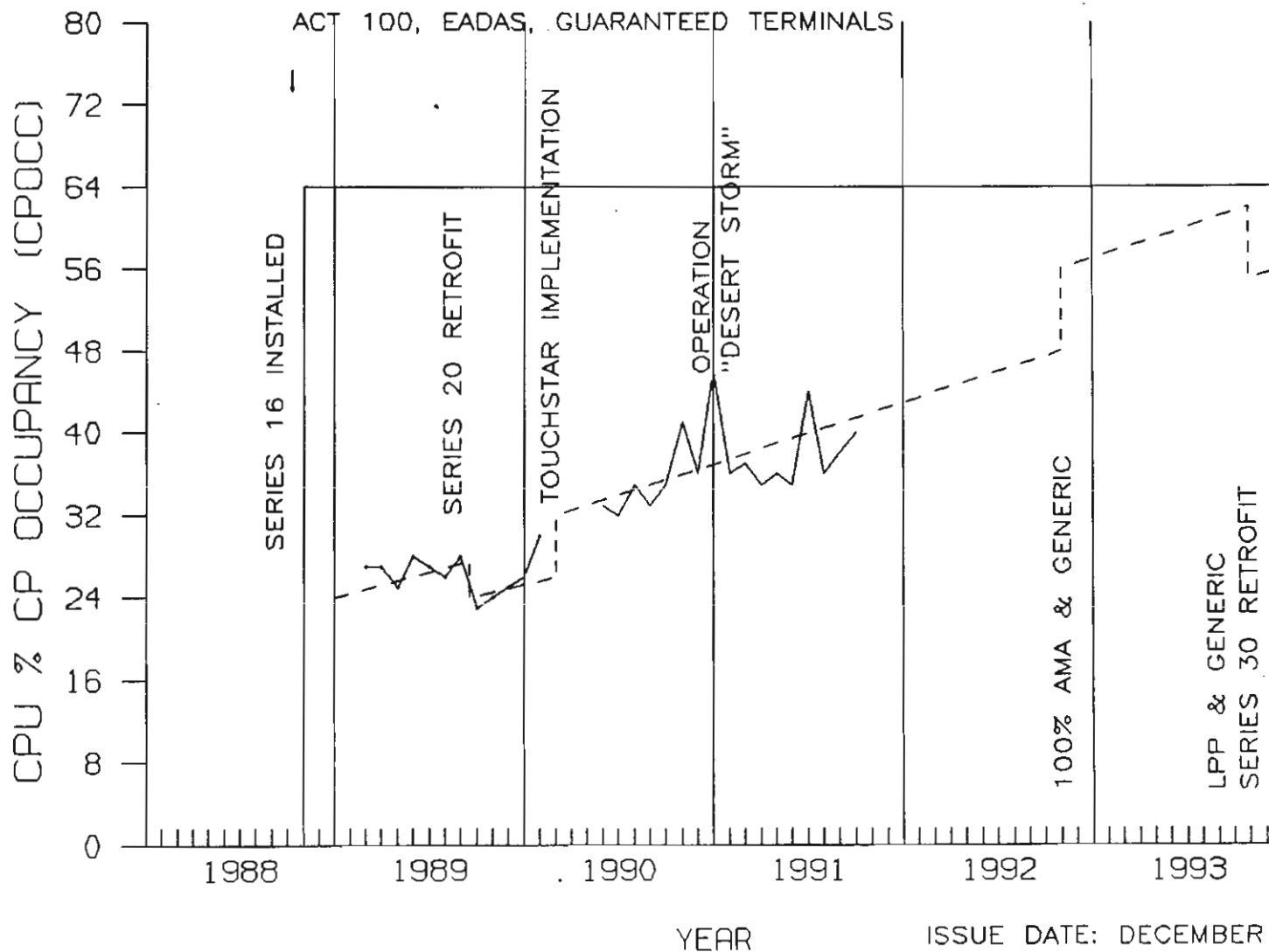
BUILDING: MIAMI WLD STATE: FL  
 LATA: SOE1/460  
 COMPANY: SREL AREA: SRECS  
 DIVISION: SFSO DISTRICT: SOAD  
 EXHAUST: 12/31/99  
 CONTACT: RICDRF  
 NUMBER: DJCHOJH

YEAR	1989	1990	1991	1992	1993	1994	1995	1996
DEMAND/GAIN	1 (A) 0	1 (A) 0	1 (A) 12	13 (F) 9	22 (F) 10	32 (F) 16	48 (F) 18	66 (F) 15

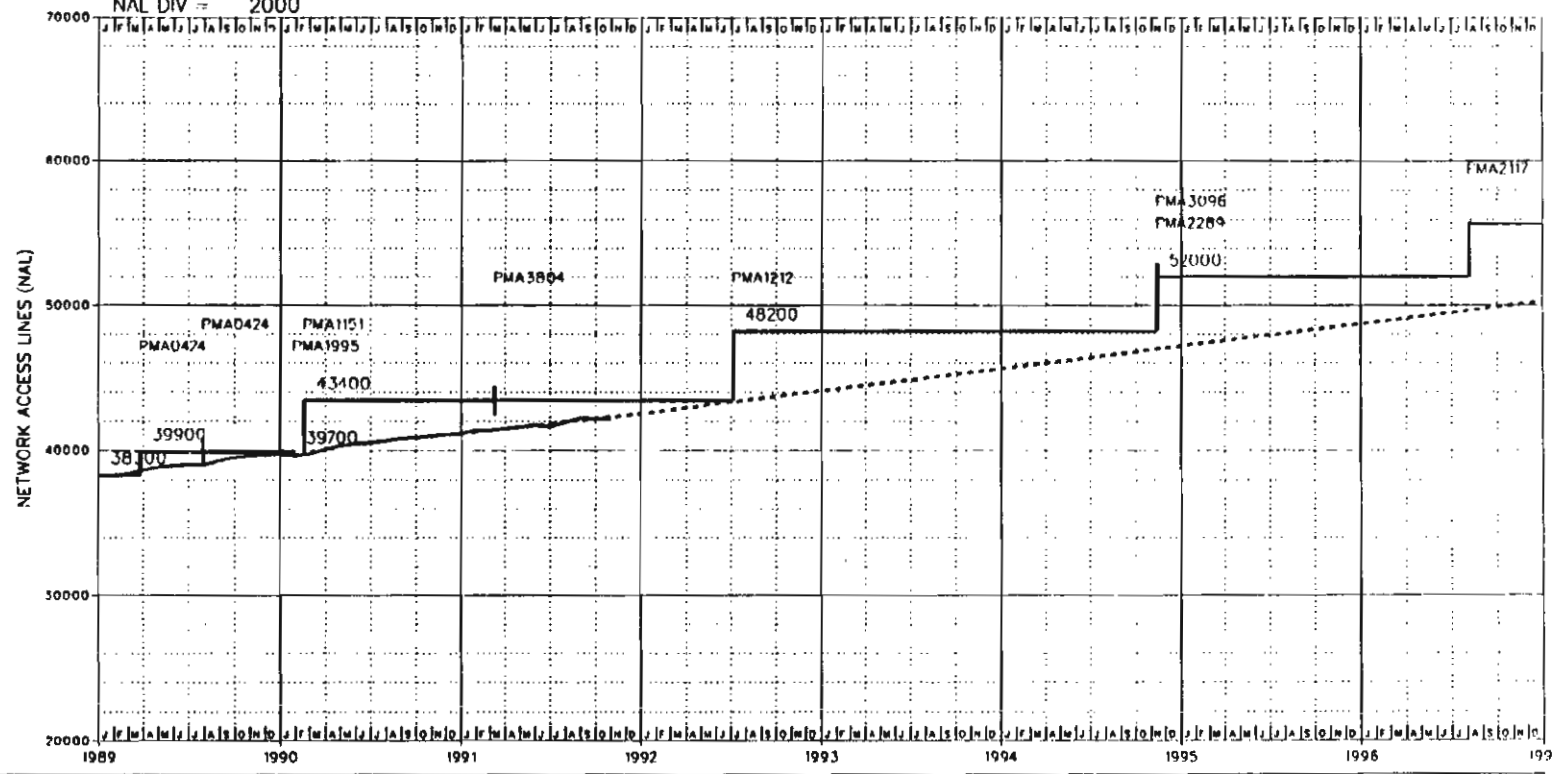
ENTITY: MIAMI LWDDSO  
 CHART: 27.0

# MIAMI WEST DADE DSO CALL PROCESSING CAPACITY

MIAMFLWDDSO  
CHART: 27.0  
CURRENT CONFIG.  
SERIES 20 SN



NAL DIV = 2000



NOTES:

REASON FOR REISSUE:

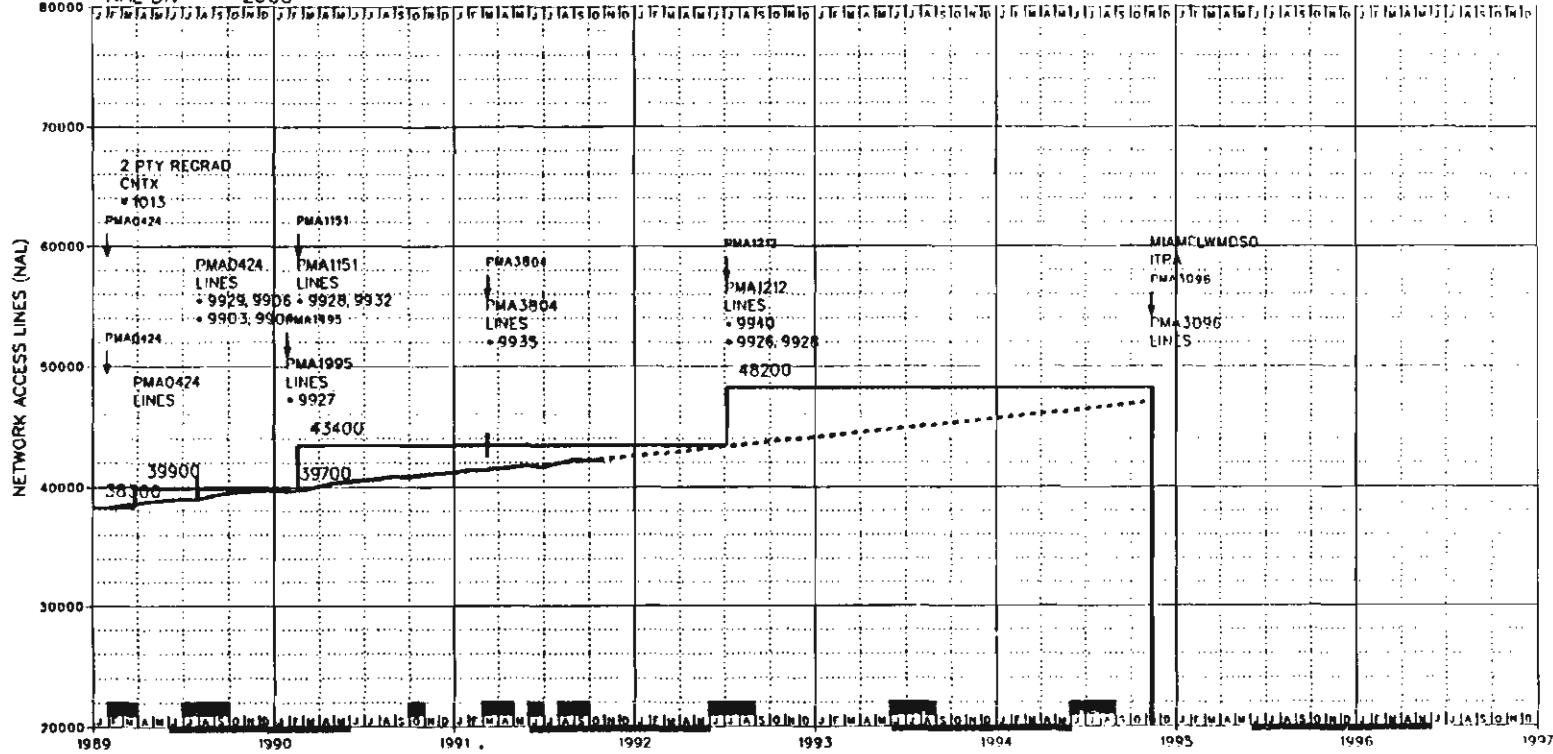
DATE OF ISSUE: 11/25/91  
 EXCHANGE: MIAMI  
 DATABASE: LIVE

BUILDING: MIAMFLWM STATE: FL  
 LATA: SOE1/460  
 COMPANY: SBEL AREA: SBFS  
 DIVISION: SFSO DISTRICT: SDAD  
 EXHAUST: 01/01/99

YEAR	1989		1990		1991		1992		1993		1994		1995		1996	
NAL/GAIN	38026	1697	39723	1414	41137	1368	42505	1575	44080	1515	45595	1570	47165	1540	48705	1560
NAL/LN RATIO																

BUILDING: MIAMFLWM CHART: 28.0

NAL DIV = 2000



NOTES:  
 1013 PARTY LINE TO PRIVATE LINE CONVERSION  
 9903 AMATPS  
 9904 CCS7 TRUNK SIGNALING  
 9906 APS NEW  
 9926 CCS ACCESS CAPABILITY  
 9927 ADVANCED TOLL INTEGRITY CHECKING SYSTEM  
 9928 ONA REQUIREMENTS  
 9929 TOUCHSTAR PHASE I & II  
 9932 100% AMA RECORDING  
 9935 1+ COIN EQUAL ACCESS  
 9940 CALL FWD-DONT-ANSWER AFTER CALL WAITING

REASON FOR REISSUE:  
 1805 1155 SW 67 AVE. 0811  
 1600-1700

DATE OF ISSUE: 11/25/91  
 EXCHANGE: MIAMI  
 DATABASE: LIVE  
 EQ TYPE: IAES  
 NXX:  
 261 262 263 264 266 267  
 268X

BUILDING: MIAMI LWM STAFF: FI  
 CATA: SOE T/460  
 COMPANY: SBEL AREA: SBFS  
 DIVISION: SFSO DISTRICT: SDAD  
 EXHAUST: 01/01/99  
 CONTACT: GJ SPIVEY  
 NUMBER: MVHOCKENBERY  
 EQ ENGINEER: ARMEHTA

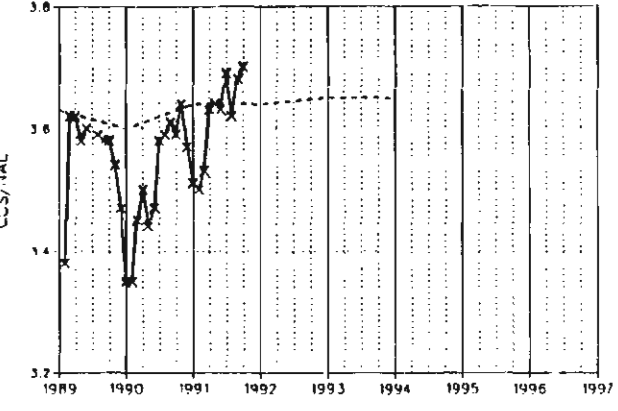
E. A. DATE: 06/24/85  
 DIR CLOSE: 05/14/92  
 DIR DELIVER: 03/11/92  
 NAL FCST: 06/15/91  
 CCS FCST: 07/25/90  
 ENTITY CUT: 04/18/91  
 ENTITY TERM: 11/13/94  
 LATEST NAL: 42182  
 SWITCH HOST

ENTITY: MIAMI LWM26L  
 CHART: 281

YEAR	1989	1990	1991	1992	1993	1994	1995	1996	1997
NAL	38026 (A)	39723 (A)	41137 (A)	42505 (F)	44080 (F)	45595 (F)			
LINES	38026	39723	41137	42505	44080	45595			
CCS/NAL	3.63	3.60	3.64	3.64	3.65	3.65			
CCS STATUS	A	A	A						
NAL/LN RATIO	1.00000	1.00000	1.00000	1.00000	1.00000	1.00000			

SVC.	1989	1990	1991	JOBNUM	RUYSO	REQSD	SHIP
DTS	CC	CC	CC	PMA0424	03/26/89	01/23/89	01/14/89
	CC	CC	CC	PMA0424	07/30/89	01/23/89	01/14/89
	CC	CC	CC	PMA1995	01/28/90	01/28/90	11/18/89
IML	CC	CC	CC	PMA1151	02/18/90	02/18/90	10/21/89
	CC	CC	CC	PMA3804	03/11/91	03/11/91	01/19/91
	CC	CC	CC	PMA1212	07/05/92	07/05/92	04/11/92
%IFFM	CC	CC	CC	PMA3096	11/13/94	11/13/94	**/**/**



REPORT: PART B  
 PAGE: 1 OF 2  
 BUILDING: MIAM W. MIAMI  
 ENT CUT: 04/18/81

ENTITY: MIAMFLWM26E  
 ENT TERM: 11/13/94

LSOF SYSTEM  
 GRAPHIC PART B VERSION 1.00  
 DATABASE: LIVE

DATE: 11/25/91  
 TIME: 19:03:40  
 CHAR NO.: 28.1  
 EQ TYPE: IAFS

J00/ADJ/AT 1989AT1  
 EVENT-NUM  
 EVENT-DATE 02/28/89  
 ROYSO/TDATE 02/28/89  
 REQSO  
 CAP EXH.  
 SHIP DATE  
 JOB DESC.  
 NAL TRANS  
 TRANS ENT 2 PTY REGRAD

PMA0424  
 EVT1  
 03/26/89  
 07/30/89  
 01/29/89  
 01/14/89  
 GA

PMA0424  
 EVT2  
 07/30/89  
 07/30/89  
 01/29/89  
 01/14/89  
 APS.TSTAR

PMA1995  
 EVT1  
 01/28/90  
 01/28/90  
 01/28/90  
 11/18/89  
 GA

PMA1151  
 EVT1  
 02/18/90  
 02/18/90  
 02/18/90  
 10/21/89  
 GA

PMA3804  
 EVT1  
 03/11/91  
 03/11/91  
 03/11/91  
 01/19/91  
 TRKS

LSEI  
 NAL CAP SE  
 IC  
 LNS  
 NOS  
 ML  
 CNTRX CAP  
 INST. NOS  
 UAV ASSGN  
 %FNOS  
 INST. LNS  
 UAV ASSGN  
 %TOTAL FILL  
 LNCAP IN LNS  
 SIZING DATE  
 NDO DUE  
 TELCO DUE  
 TURNOVER  
 GENERIC SVC  
 GENERIC  
 CONC RATIO  
 ENG LSF  
 ENG CCS/NAL  
 DESIGN BS  
 MRAJ  
 PROCESSOR  
 CAP TRUNK  
 DCTL TK UNIT  
 LLN/LT/SH/NM  
 LSR/LTS/=/#  
 LSH/=/L32  
 TSC/=/TSS/NP  
 TLN/=/L64  
 TOT FRS/SHL  
 REUSE FR/SHL  
 GROSS ADDNS  
 EXT JOB DESC  
 %CTDIP

MF RCVR  
 3400 42700  
 3400 42700  
 1600 39900  
 -100 48400  
 1600 39900  
 3700  
 60000  
 3079  
 159  
 85.00  
 2048 45056  
 49 1081  
 90.60  
 1600 39900  
 03/11/88  
 04/09/88  
 07/02/88  
 07/30/89  
 1AE10.03  
 4:1  
 3.79  
 10.12  
 -12800 46400  
 200  
 0  
 11  
 44  
 0  
 40  
 2048  
 2  
 2  
 0  
 LINES  
 6.40

MF RCVR  
 42700  
 42700  
 39900  
 48400  
 39900  
 3700  
 60000  
 3079  
 85.00  
 45056  
 1081  
 90.60  
 39900  
 03/24/88  
 04/09/88  
 07/02/88  
 07/30/89  
 1AE10.03  
 4:1  
 3.79  
 9.20  
 46400  
 220  
 1  
 11  
 44  
 0  
 40  
 2048  
 14  
 9  
 1150  
 APS.OCT/TRK  
 6.40

MF RCVR  
 42700  
 42700  
 39700  
 48400  
 39700  
 3700  
 60000  
 3079  
 85.00  
 45056  
 1171  
 90.40  
 39700  
 09/11/89  
 07/01/89  
 10/18/89  
 01/28/90  
 1AE10.03  
 4:1  
 3.79  
 0.69  
 46400  
 220  
 0  
 11  
 44  
 0  
 40  
 2048  
 0  
 0  
 12  
 6.68

NTW  
 5800 48500  
 5800 48500  
 3700 43400  
 -200 48200  
 3700 43400  
 -100 3600  
 60000  
 3285  
 206  
 85.00  
 4096 49152  
 9 1180  
 90.50  
 3700 43400  
 02/17/89  
 04/08/89  
 06/13/89  
 04/01/90  
 02/16/90  
 1AE10.04  
 4:1  
 3.81  
 28.52  
 5100 51500  
 20 240  
 1  
 12  
 48  
 0  
 44  
 2048  
 9  
 8  
 700  
 GROWTH/DCT  
 6.50

NTW  
 300 48800  
 300 48800  
 43400  
 48200  
 43400  
 3600  
 60000  
 3285  
 85.00  
 49152  
 1180  
 90.50  
 43400  
 11/07/90  
 11/21/90  
 12/10/90  
 03/03/91  
 04/12/91  
 1AE10.09  
 4:1  
 3.62  
 0.00  
 51500  
 240  
 0  
 12  
 48  
 0  
 44  
 2048  
 0  
 0  
 6  
 6.50

JOB CAT.

A

M

A

A

T

REPORT: PART B  
 PAGE: 2 OF 2  
 BUILDING: MIAM W. MIAMI  
 ENT CUT: 04/18/81

ENTITY: MIAMFLWM26E  
 ENT TERM: 11/13/94

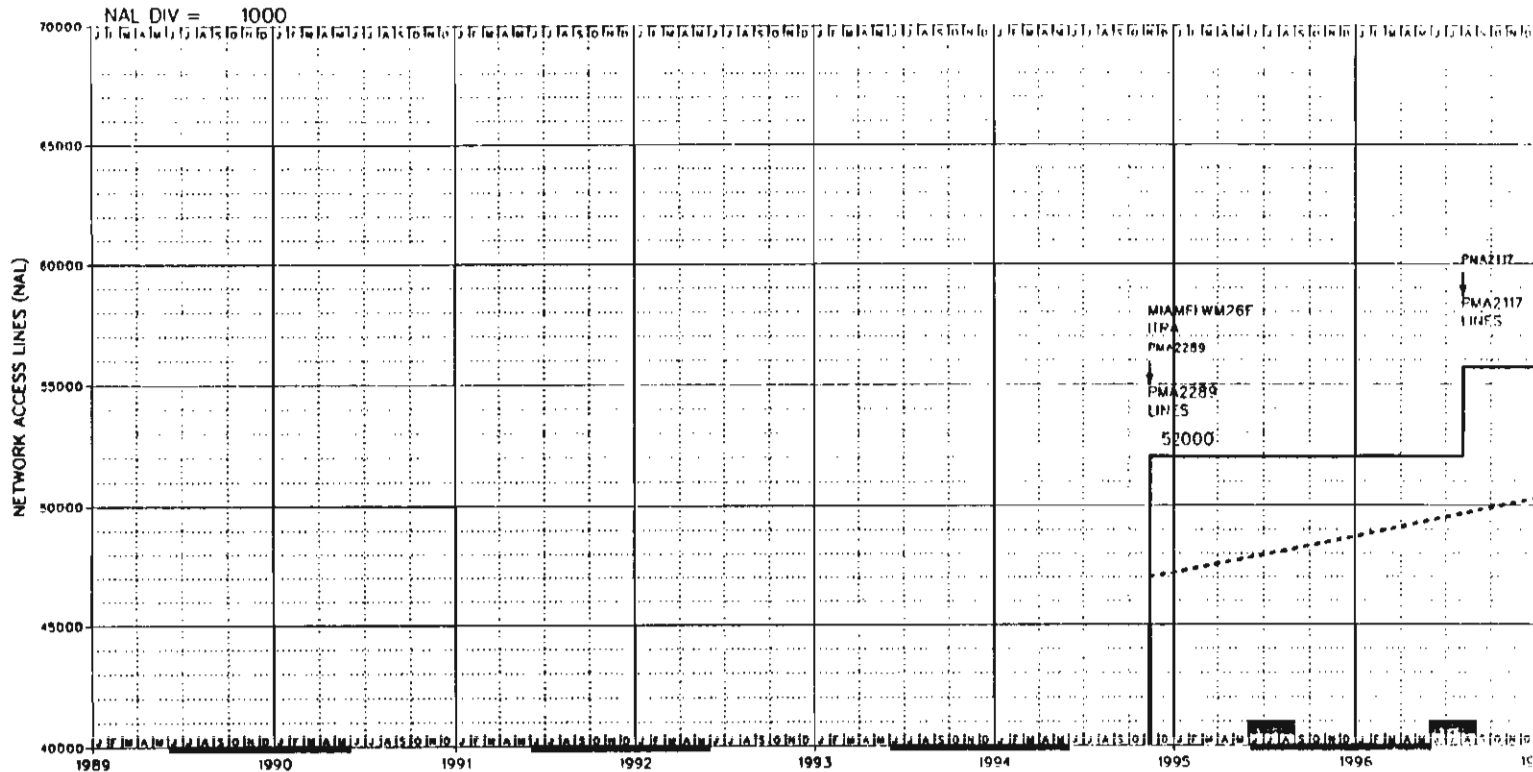
LSDF SYSTEM  
 GRAPHIC PART B VERSION 1.00  
 DATABASE: LIVE

DATE: 11/25/91  
 TIME: 19:03:40  
 CHART NO.: 28.1  
 EQ TYPE: 1AES

JOB/ROJ/AT	PMA1212	1994AT1	PMA3096
EVENT-NUM	EVT1		EVT1
EVENT-DATE	07/05/92	11/13/94	11/13/94
ROYSO/TOATE	07/05/92	11/13/94	11/13/94
REQSO	07/05/92	##/##/##	11/13/94
CAP EXH.	##/##/##	##/##/##	##/##/##
SHIP DATE	04/11/92	##/##/##	##/##/##
JOB DESC.	GA	1TRA	DISP
NAL TRANS		-47000	
TRANS ENT		MIAMFLWMDSO	
LSEI	NTW		NTW
NAL CAP SE	-200	48600	-48600 U
TC	-200	48600	-48600 0
LNS	4800	48200	-48200 0
NOS	8500	56700	-56700 0
HL	4800	48200	-48200 0
CNTRX CAP	1200	4800	-4800 0
INST. NOS	10000	70000	-70000 0
UAY ASSGN		3285	-3285 0
%FNOS	85.00		
INST. LNS	4096	53248	-53248 0
UAY ASSGN	179	1359	-1359 0
%TOTAL FILL	92.97		
LNCAP IN LNS	4800	48200	-48200 0
SIZING DATE	01/25/91		11/14/90
NOD DUE	06/28/91		
TELCO DUE	10/05/91		
TURNOVER	07/05/92		11/13/94
GENERIC SVC	06/05/92		06/05/92
GENERIC	1AE11		1AE11.05
CONC RATIO	4:1		4:1
ENG LSF			0.00
ENG CCS/NAL	3.64		
DESIGN BS			0.00
MRAJ	28.29		
PROCESSOR	3500	55000	-55000 0
CAP TRUNK	20	260	-260 0
DGTL TK UNIT 1			0
LLN/LT/SM/NM 1		13	-13 0
LSR/LTS/## 4		52	-52 0
LSH/##/L32		0	0
TSC/##/TSS/NP		44	-44 0
TLN/##/L64		2048	-2048 0
TOT FR/SHL 5			-180
REUSE FR/SHL 3			-180
GROSS ADDNS 775			0
EXT JOB DESC LLN/OCT/IDP/			RETIRE
%CTOIP 4.03			0.00

JOB CAT. A

0



NOTES:

REASON FOR REISSUE:  
1805 1155 SW 67 AVE. ORH  
1600-1700

DATE OF ISSUE: 11/25/91  
EXCHANGE: MIAMI  
DATABASE: LIVE  
EQ TYPE: DCTL  
NXX:  
261F 262F 263F 264F 266F 267F  
268F

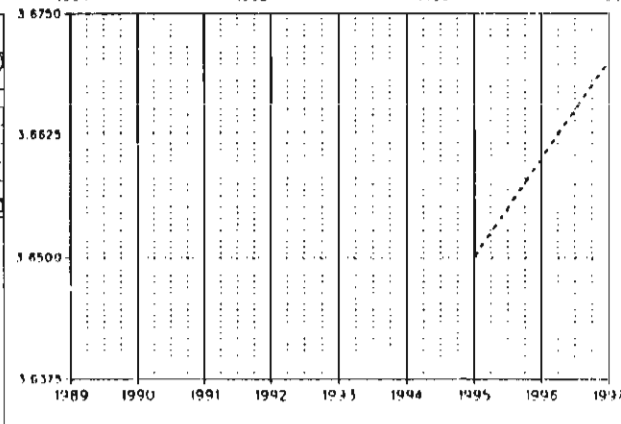
BUILDING: MIAMI WM STAFF: 0  
LATA: SOET/460  
COMPANY: SBEL AREA: SBI S  
DIVISION: SF50 DISTRICT: SDAD  
EXHAUST: 01/01/99  
CONTACT: CH SPIVEY  
NUMBER: MVHDKENBERY  
EQ ENGINEER: ARMEHA

E. A. DATE: 10/31/91  
DIR CLOSE: 05/14/92  
DIR DELIVER: 09/11/92  
NAL FCST: 06/15/91  
CCS FCST: 01/01/90  
ENTITY CUT: 11/13/91  
ENTITY TERM: 01/01/99  
LATEST NAL SWITCH HOST ENTITY: CHACT  
MIAMI LWMD50 282

YEAR	1989	1990	1991	1992	1993	1994	1995	1996	1997
NAL							47165 (F)	48705 (F)	50265 (F)
LINES							47165	48705	50265
CCS/NAL							3.65	3.66	3.67
CCS STATUS									
NAL/LN RATIO							1.00000	1.00000	1.00000
SVC.									
DTS									
IML									
%IFFM									

JOBNUM	RDYSU	REQSD	SHIP
PMA2289	1/13/94	11/13/94	01/08/94
PMA2117	08/04/98	08/04/98	03/23/98
MAENDWN	12/04/99	12/04/99	07/23/99





REPORT: PARTB  
 PAGE: 1 OF 1  
 BUILDING: MIAM W. MIAMI  
 ENT CUT: 11/13/94

ENTITY: MIAMFLWMSO  
 ENT TERM: 01/01/99

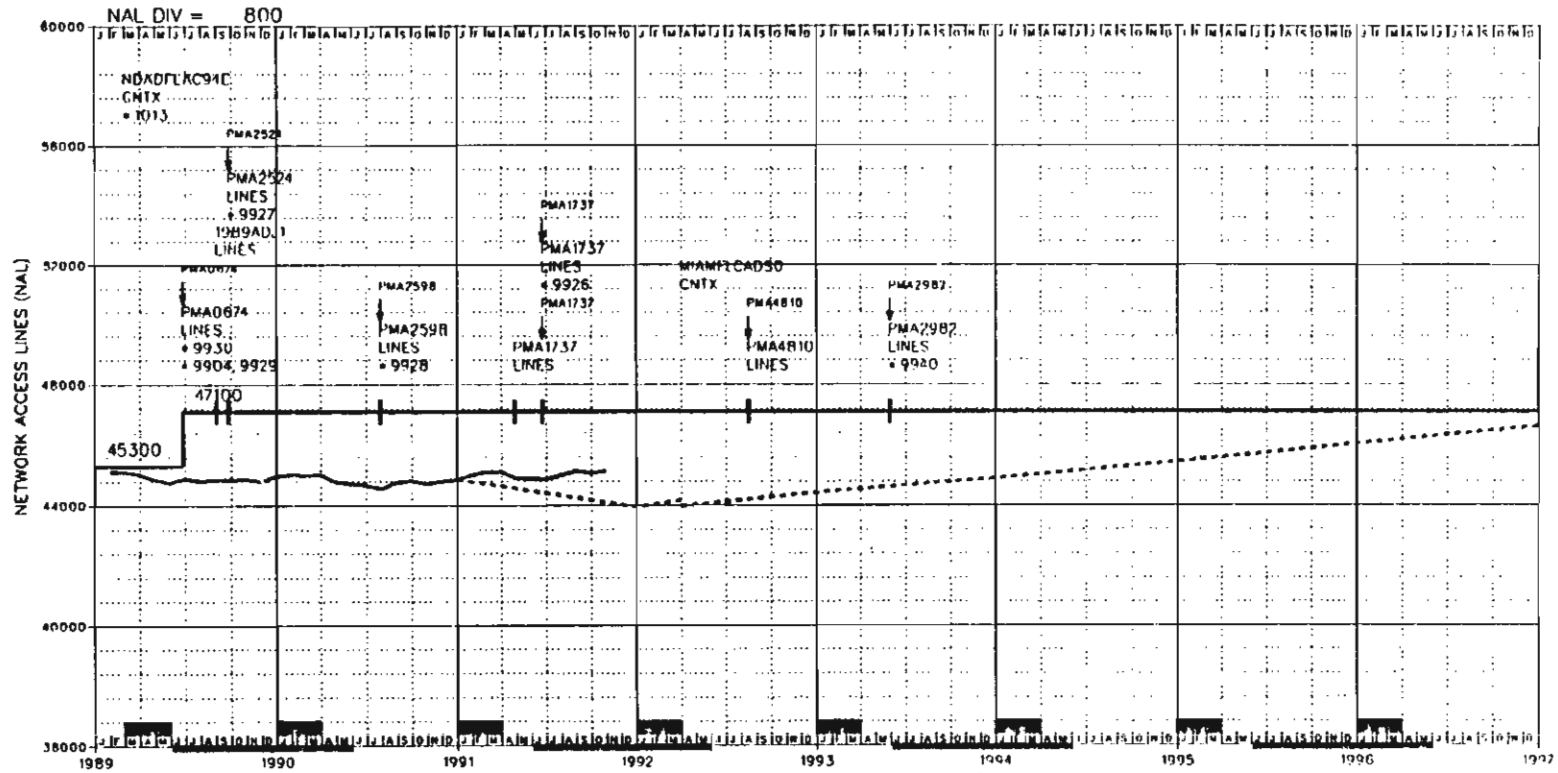
LSDF SYSTEM  
 GRAPHIC PART B VERSION 1.00  
 DATABASE: LIVE

DATE: 11/25/91  
 TIME: 19:03:40  
 CHART NO.: 20.2  
 EQ TYPE: DCTL

JOB/ROJ/AT	1994AT1	PMA2289	PMA2117	MAENDWH
EVENT-NUM		EVT1	EVT1	EVT1
EVENT-DATE	11/13/94	11/13/94	08/04/96	12/04/99
ROYSD/TDATE	11/13/94	11/13/94	08/04/96	12/04/99
REQSO	##/##/##	11/13/94	08/04/96	12/04/99
CAP EXH.	##/##/##	##/##/##	##/##/##	##/##/##
SHIP DATE	##/##/##	01/08/94	03/23/96	07/23/99
JOB DESC.	1TRA	REPL	GR	GR
NAL TRANS	47000			
TRANS ENT	MIAMFLWM26E			
LSE1		NTW	NTW	NTW
NAL CAP SE		53500 53500	5500 59000	4000 63000
TC		53500 53500	5500 59000	4000 63000
LNS		52000 52000	3700 55700	4400 60100
NOS		56500 56500	3500 60000	60000
ML		52000 52000	3700 55700	4300 60000
CNTRX CAP		6200 6200	6200	6200
INST. NOS		70000 70000	70000	70000
URV ASSGN		3500 3500	300 3800	3800
%FNOS		85.00	85.00	85.00
INST. LNS		57344 57344	4096 61440	4096 65536
URV ASSGN		1457 1457	99 1556	98 1654
%TOTAL FILL		93.00	93.03	94.13
LNCAP IN LNS		52000 52000	3700 55700	4400 60100
SIZING DATE		11/14/90	07/23/91	07/23/91
NDO DUE		03/06/93	07/17/95	11/17/98
TELCO DUE		07/03/93	10/14/95	02/14/99
TURNOVER		11/13/94	07/27/96	11/27/99
GENERIC SVC				
GENERIC				
CONC RATIO		4	4	4
ENG LSF				
ENG CCS/NAL		3.66	3.68	3.70
DESIGN BS				
MRAJ		20.70	0.00	0.00
PROCESSOR		55000 55000	15000 70800	20 70000
CAP TRUNK		260 260	20 280	1 300
DGTL TK UNIT		0	0	1
LLN/LT/SH/NM		14 14	1 15	1 16
LSR/LT5/##		56 56	4 60	18 70
LSH/##/L32				
TSC/##/TSS/NP		46 46	2 48	48
TLN/##/L64		2048 2048	2048	2048
TOT FRS/SHL		94	5	5
REUSE FR/SHL		0	0	0
GROSS ROOMS		6500	400	400
EXT JOB DESC		INITIAL/DSS	GROWTH	GROWTH
%C10IP		4.00	3.97	3.97

JOB CAT.

1



- NOTES:
- 1013 PARTY LINE TO PRIVATE LINE CONVERSION.
  - 9904 CCS7 TRUNK SIGNALING
  - 9926 CCS ACCESS CAPABILITY
  - 9927 ADVANCED TOLL INTEGRITY CHECKING SYSTEM
  - 9928 ONA REQUIPMENTS
  - 9929 TOUCHSTAR PHASE I & II
  - 9930 CALLER ID (CLID & CND)
  - 9940 CALL FWD -NONT- ANSWER AFTER CALL WAITING
  - 1265 OFFICE EQUIPPED FOR A.I.D. & M.C.C.S.

REASON FOR REISSUE:  
1838 2100 NE 164 ST. CR11  
1000-1100

DATE OF ISSUE: 11/25/91  
EXCHANGE: NORTH DADE  
DATABASE: LIVE  
CO TYPE: IAES  
NXX:  
3545 7875 788 940 944 945  
947 948 949 952 956S 957

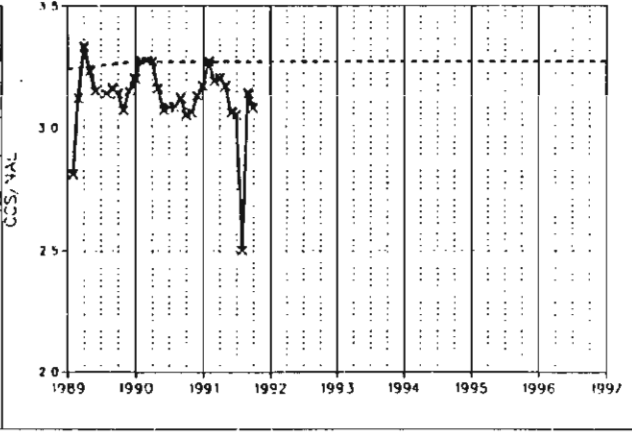
BUILDING: NDADFLAC94E  
LATA: SOET/450  
COMPANY SBEL AIFA SBIS  
DIVISION SFNO DISTRICT NDAD  
EXHAUST: 01/01/99  
CONTACT: JLBAKER  
NUMBER DW:JOHNSON  
EQ ENGINEER CASUTION

E. A. DATE 05/06/85  
DIR CLOSE 05/14/92  
DIR DELIVER 09/11/92  
NAL FCST 06/15/91  
CCS FCST 07/25/90  
ENTITY CUT 10/25/75  
ENTITY TERM 01/01/99  
LATEST NAL 45126  
ENTITY: CHART:  
NDADFLAC94E 29.0

YEAR	1989	1990	1991	1992	1993	1994	1995	1996	1997
NAL	44929 (A)	44969 (A)	44847 (A)	43932 (F)	44414 (F)	44889 (F)	45435 (F)	46029 (F)	46622 (F)
LINES	44929	44969	44847	43932	44414	44889	45435	46029	46622
CCS/NAL	3.24	3.27	3.27	3.27	3.27	3.27	3.27	3.27	3.27
CCS STATUS	A	A							
NAL/LN RATIO	1.00000	1.00000	1.00000	1.00000	1.00000	1.00000	1.00000	1.00000	1.00000

SVC.	1989	1990	1991	JOBNUM	RDYSD	REQSD	SHIP
DTS				PMA0674	06/25/89	06/25/89	07/25/89
				PMA2524	09/25/89	09/25/89	09/14/89
				PMA2598	07/29/90	07/29/90	04/07/90
IML				PMA1737	04/28/91	06/23/91	03/02/91
				PMA1737	06/23/91	06/23/91	03/02/91
				PMA4810	08/16/92	08/16/92	07/11/92
XIFFM				PMA2982	05/30/93	05/30/93	01/02/93
				PMA4026	10/05/97	10/05/97	05/03/97



REPORT: PART8  
 PAGE: 1 OF 2  
 BUILDING: NORD ARCH CREEK  
 ENT CUT: 10/25/75

ENTITY: NORDFLAC94E  
 ENT TERM: 01/01/99

LSDP SYSTEM  
 GRAPHIC PART B VERSION 1.00  
 DATABASE: LIVE

DATE: 11/25/91  
 TIME: 19:54:41  
 CHART NO.: 29.0  
 EQ TYPE: IAES

JOB/ADJ/AT 1989AT1  
 EVENT-NUM  
 EVENT-DATE 02/28/89  
 RDYSO/TOATE 02/28/89  
 REQSD  
 CAP EXH. #/###/##  
 SHIP DATE #/###/##  
 JOB OESC. CNTX  
 NAL TRANS 117  
 TRANS ENT NORDFLAC94E

PMA0674  
 EVT1  
 06/25/89  
 06/25/89  
 06/25/89  
 #/###/##  
 #/###/##  
 02/25/89  
 GA

1989A0J1  
 EVT1  
 09/01/89  
 09/01/89  
 #/###/##  
 #/###/##  
 REACH

PMA2524  
 EVT1  
 09/25/89  
 09/25/89  
 09/25/89  
 #/###/##  
 #/###/##  
 09/14/89  
 ATICS

PMA2598  
 EVT1  
 07/29/90  
 07/29/90  
 07/29/90  
 #/###/##  
 #/###/##  
 04/07/90  
 ICLIO CAP R00

PMA1737  
 EVT1  
 04/28/91  
 06/23/91  
 06/23/91  
 #/###/##  
 #/###/##  
 03/02/91  
 TRKS

LSEI  
 NAL CAP SE  
 TC  
 LNS  
 NOS  
 ML  
 CNTRX CAP  
 INST. NOS  
 UAY ASSGN  
 %FNOS  
 INST. LNS  
 UAY ASSGN  
 %TOTAL FILL  
 LNCAP IN LNS  
 SIZING DATE  
 NOD DUE  
 TELCO DUE  
 TURNOVER  
 GENERIC SVC  
 GENERIC  
 CONC RATIO  
 ENG LSF  
 ENG CCS/NAL  
 DESIGN BS  
 MRAJ  
 PROCESSOR  
 CAP TRUNK  
 OGTL TK UNIT  
 LLN/LT/SH/NH  
 LSR/LTS/##  
 LSH/##/L32  
 TSC/##/TSS/NP  
 TLN/##/L64  
 TOT FR/SHL  
 REUSE FR/SHL  
 GROSS ADDNS  
 EXT JOB OESC  
 XCTOIP

LTJTR  
 1600 50000  
 1600 50000  
 1800 47100  
 1500 59000  
 1800 47100  
 1375  
 70000  
 2329  
 85.00  
 2048 55296  
 51 1382  
 87.40  
 1800 47100  
 06/30/87  
 04/29/88  
 08/20/88  
 06/25/89  
 1AE10.04  
 4:1  
 3.35  
 99.35  
 -14600 70800  
 40 240  
 2  
 1 14  
 2 54  
 52  
 2048  
 11  
 4  
 708  
 TRK SIG./YOU  
 9.60

LTJTR  
 1700 51700  
 1700 51700  
 1700 47100  
 59000  
 47100  
 1375  
 70000  
 2329  
 85.00  
 55296  
 1382  
 87.40  
 47100  
 10.04  
 3.24  
 0.00  
 70800  
 240  
 0  
 14  
 54  
 52  
 2048  
 0  
 0  
 0  
 9.60

LTJTR  
 51700  
 51700  
 47100  
 47100  
 59000  
 47100  
 1375  
 70000  
 2329  
 85.00  
 55296  
 1459  
 87.40  
 47100  
 09/25/89  
 12/17/89  
 1AE10.04  
 3.24  
 0.00  
 70800  
 240  
 0  
 14  
 54  
 52  
 2048  
 0  
 0  
 13  
 9.60

LTJTR  
 51700  
 51700  
 47100  
 47100  
 59000  
 47100  
 1375  
 70000  
 2329  
 85.00  
 55296  
 1459  
 87.40  
 47100  
 10/09/89  
 10/14/89  
 11/27/89  
 07/29/90  
 1AE10.04  
 3.24  
 0.00  
 70800  
 240  
 0  
 14  
 54  
 52  
 2040  
 1  
 0  
 0  
 75  
 9.52

TLNCCS  
 -4200 47500  
 -4200 47500  
 47100  
 59000  
 47100  
 1375  
 70000  
 2329  
 85.00  
 55296  
 1459  
 87.40  
 47100  
 08/01/90  
 05/26/90  
 09/08/90  
 06/23/91  
 1AE11.03  
 4:1  
 3.35  
 31.24  
 3300 74100  
 20 260  
 1  
 14  
 54  
 0  
 52  
 2048  
 0  
 0  
 0  
 0  
 9.60

JOB CAT.

A

M

M

T

REPORT: PARTB

PAGE: 2 OF 2

BUILDING: NOAO ARCH CREEK

ENT CUT: 10/25/75

ENTITY: NOAOFLAC94E

ENT TERM: 01/01/99

LSOF SYSTEM  
GRAPHIC PART B VERSION 1.00  
DATABASE: LIVE

DATE: 11/25/91

TIME: 19:54:41

CHART NO.: 29.0

EQ TYPE: IAES

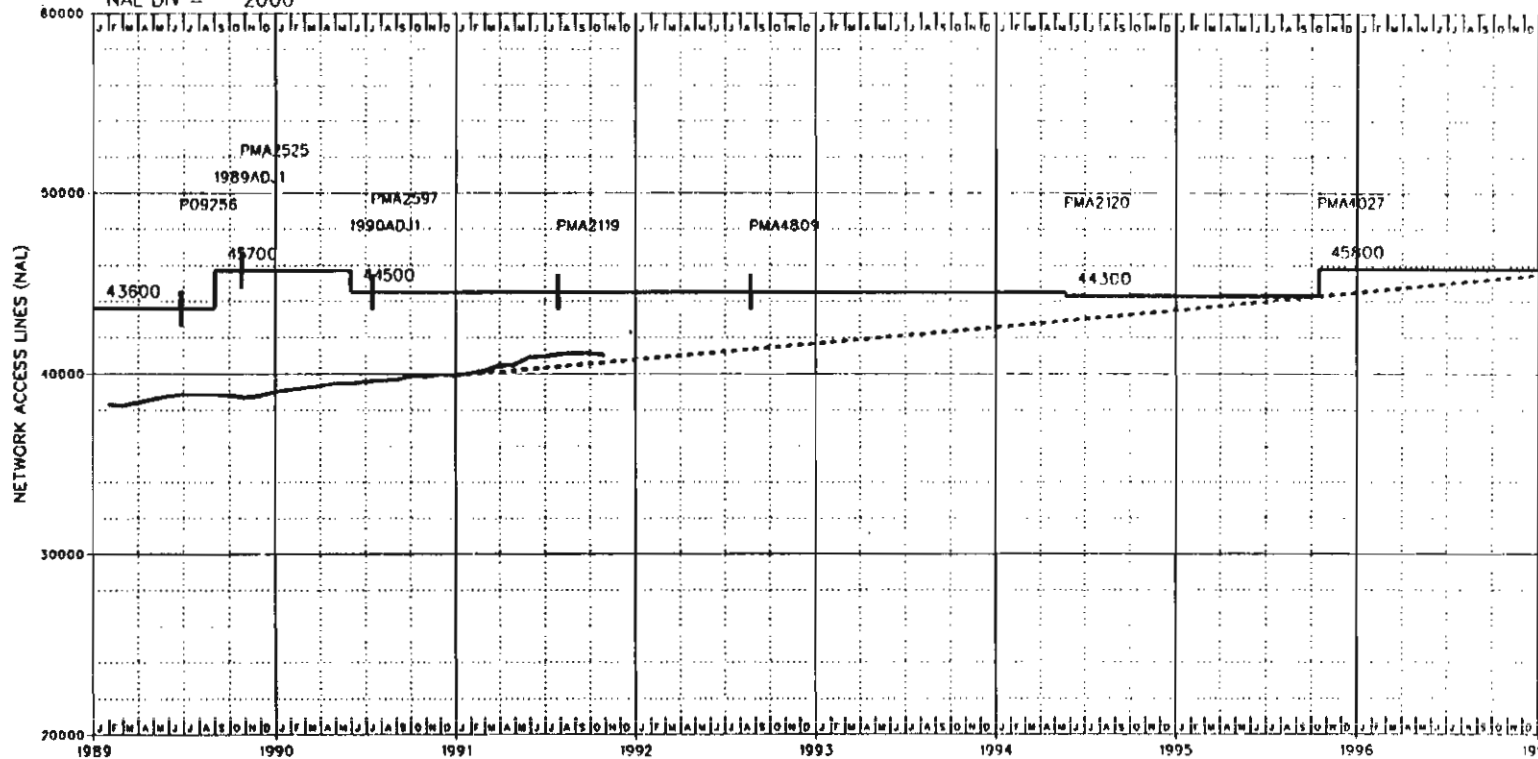
JOB/ROJ/AT	PMA1737	1992ATI	PMA4810	PMA2982	PMA4026
EVENT-NUM	EVT2		EVT1	EVT1	EVT1
EVENT-DATE	06/23/91	04/01/92	08/16/92	05/30/93	10/05/97
ROYSO/TOATE	06/23/91	04/01/92	08/16/92	05/30/93	10/05/97
REQSO	06/23/91	■■■■/■■	08/16/92	05/30/93	10/05/97
CAP EXH.	■■■■/■■	■■■■/■■	■■■■/■■	■■■■/■■	■■■■/■■
SHIP DATE	03/02/91	■■■■/■■	07/11/92	01/02/93	05/03/97
JOB DESC.	TKS	CNTX	ACR	TRKS	GR
NAL TRANS		-200			
TRANS ENT		MIAAFLCAD50			
LSEI	TLNCCS		TLNCCS	TLNCCS	LTJTR
NAL CAP SE	47500		47500	13300 60800	2200 63000
TC	47500		47500	13300 60800	2200 63000
LNS	47100		47100	47100	2100 49200
NOS	59000		59000	59000	59000
ML	47100		47100	47100	2100 49200
CNTRX CAP	1375		1375		1375
INST. NOS	70000		70000	70000	70000
UAV ASSGN	2329		2329	2329	2329
%FNOS	85.00		85.00	85.00	85.00
INST. LNS	55296		55296	55296	2048 57344
UAV ASSGN	1459		1459	1459	52 1511
%TOTAL FILL	87.40		87.40	87.40	88.12
LNCAP IN LNS	47100		47100	47100	2100 49200
SIZING DATE	08/01/90		11/25/92	07/30/91	07/25/91
NOO DUE	05/26/90		01/18/92	02/22/92	07/06/96
TELCO DUE	09/08/90			06/20/92	11/02/96
TURNOVER	08/04/91		08/16/92	05/30/93	10/05/97
GENERIC SVC					
GENERIC	1AE11.03		1AE11.03	1AE11.03	1AE11.03
CONC RATIO	4:1		4:1	4:1	4:1
ENG LSF					
ENG CCS/NAL	3.35		3.35	3.27	3.27
DESIGN BS					
MRAJ	42.71		0.00	43.73	0.00
PROCESSOR	74100		74100	74100	74100
CAP TRUNK	60 320		-60 260	100 360	20 380
DGTL TK UNIT	3			2	1
LLN/LT/SM/NM	14		14	14	15
LSR/LTS/■/■	54		54	54	56
LSH/■/■/L32	0		0	0	0
ISC/■/ISS/NP 4	56		-4 52	12 64	64
ILN/■/■/L64	2048		2048	2048	2048
TOT FR/SHL 1			0	2	1
REUSE FR/SHL 1			0	2	1
GROSS RODNS 140			0	250	400
EXT JOB DESC 1 TSF/3 OCT				GROWTH/AUDIT	GROWTH/AUDIT
%CTDIP	9.60		9.60	9.68	9.38

JOB CAT. T

M

T

NAL DIV = 2000



NOTES:

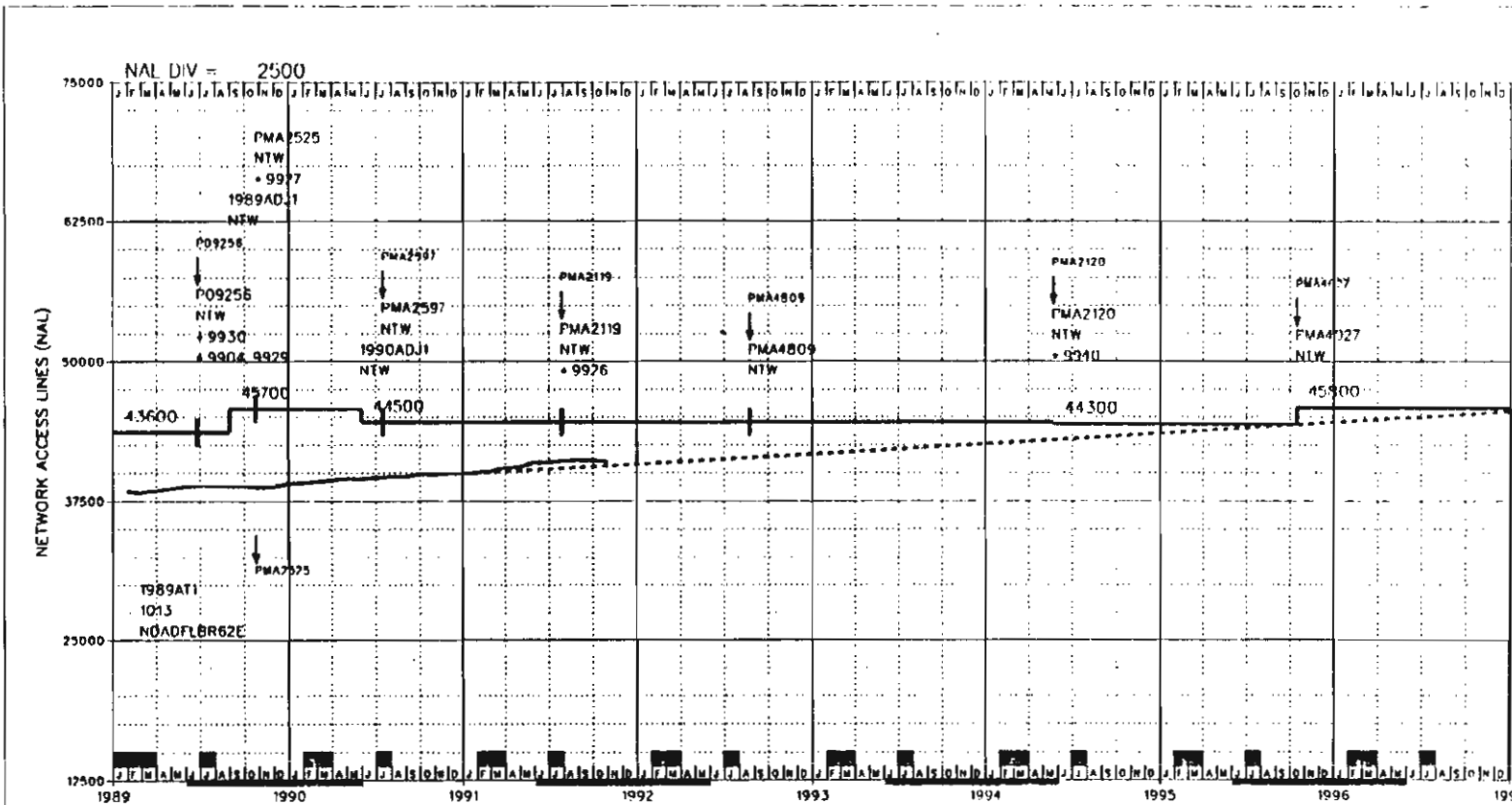
REASON FOR REISSUE:

DATE OF ISSUE: 11/25/91  
 EXCHANGE: NORH DADE  
 DATABASE: LIVE

BUILDING: NDADFLBR STATE: FL  
 DATA: SOET/460  
 COMPANY: SBEL AREA: SBFS  
 DIVISION: SFNO DISTRICT: NDAD  
 EXHAUST: 01/01/99

YEAR	1989	1990	1991	1992	1993	1994	1995	1996
NAL/GAIN	38099   894	38993   919	39912   850	40762   890	41652   895	42547   945	43492   995	44487   995
NAL/LN RATIO								

BUILDING: NDADFLBR  
 CHART: 30.0



NOTES:  
 1013 PARTY LINE TO PRIVATE  
 LINE CONVERSION  
 9904 CCS7 TRUNK SIGNALING  
 9926 CCS ACCESS CAPABILITY  
 9927 ADVANCED TOLL INTEGRITY  
 CHECKING SYSTEM  
 9929 TOUCHSTAR PHASE I & II  
 9930 CALLER ID (CLID & CND)  
 9940 CALL FWD-DONT-ANSWER  
 AFTER CALL WAITING  
 1919 ADVANCE COMPETE V2 LLN

REASON FOR REISSUE:  
 1823 18560 NW 27 AVE OBH  
 1930-2030

DATE OF ISSUE: 11/25/91  
 EXCHANGE: NORTH DADE  
 DATABASE: LIVE  
 EO TYPE: IAES  
 NXX:  
 620 621 622 623 624 625  
 626 628

BUILDING: NDADFLBR STATE: FL  
 LATA: SOET/460  
 COMPANY: SBEL AREA: SBLS  
 DIVISION: SFNO DISTRICT: NDAD  
 EXHAUST: 01/01/99  
 CONTACT: JLBAKER  
 NUMBER: SADAVIS  
 EO ENGINEER: CHMICHELL

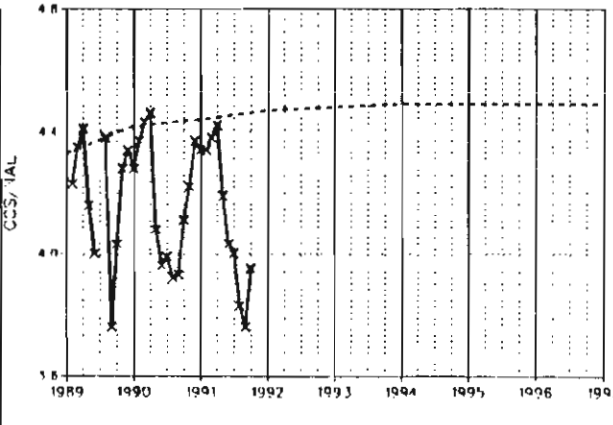
E. A. DATE: 01/21/85  
 DIR CLOSE: 05/14/92  
 DIR DELIVER: 09/11/92  
 NAL FCST: 06/15/91  
 CCS FCST: 07/25/90  
 ENTITY CUT: 04/27/75  
 ENTITY TEPM: 06/29/97  
 LATEST NAL: 41003  
 SWITCH HOSI

ENTITY: CHART:  
 NDADFLBR62E 30.0

YEAR	1989	1990	1991	1992	1993	1994	1995	1996	1997
NAL	38099(A)	38993(A)	39912 (A)	40762 (F)	41652 (F)	42547 (F)	43492 (F)	44487 (F)	45482 (F)
LINES	38099	38993	39912	40762	41652	42547	43492	44487	45482
CCS/NAL	4.33	4.42	4.44	4.47	4.48	4.49	4.49	4.49	4.49
CCS STATUS	A	A							

NAL/LN RATIO	1.00000	1.00000	1.00000	1.00000	1.00000	1.00000	1.00000	1.00000	1.00000
--------------	---------	---------	---------	---------	---------	---------	---------	---------	---------

SVC.	1989	1990	1991	JOBNUM	RDYSD	REQSD	SHIP
DTS	01/01/89	01/01/90	01/01/91	P049256	06/25/89	06/25/89	01/21/89
	01/01/89	01/01/90	01/01/91	PMA2525	10/25/89	10/25/89	10/14/89
	01/01/89	01/01/90	01/01/91	PMA2597	07/15/90	07/15/90	04/14/90
	01/01/89	01/01/90	01/01/91	PMA2119	07/28/91	07/28/91	03/23/91
	01/01/89	01/01/90	01/01/91	PMA4809	08/23/92	08/23/92	07/18/92
	01/01/89	01/01/90	01/01/91	PMA2120	05/22/94	05/22/94	12/18/93
	01/01/89	01/01/90	01/01/91	PMA4027	10/15/95	10/15/95	05/13/95
	01/01/89	01/01/90	01/01/91	BRIAREPL	06/29/97	06/29/97	01/25/97
%IFFM	01/01/89	01/01/90	01/01/91				



REPORT: PARTB

PAGE: 1 OF 2

BUILDING: NOAD BRENTWOOD

ENT CUT: 04/27/75

ENTITY: N0ADFLB62F

ENT TERM: 06/29/97

LSOF SYSTEM  
GRAPHIC PART B VERSION 1.00  
DATABASE: LIVE

DATE: 11/25/91

TIME: 19:54:41

CHRT NO.: 30.0

EQ TYPE: IAES

JOB/ADJ/AT 1989AT1  
EVENT-NUM  
EVENT-DATE 02/28/89  
RDYSD/TDATE 02/28/89  
REQSO \*\*/\*\*/\*\*

P09256  
EVT1  
06/25/89  
06/25/89  
06/25/89

1989ADJ1  
EVT1  
09/01/89  
09/01/89  
\*\*/\*\*/\*\*

PMA2525  
EVT1  
10/25/89  
10/25/89  
10/25/89

1990A0J1  
EVT1  
06/01/90  
06/01/90  
\*\*/\*\*/\*\*

PMA2597  
EVT1  
07/15/90  
07/15/90  
07/15/90

CAP EXH. \*\*/\*\*/\*\*  
SHIP DATE \*\*/\*\*/\*\*  
JOB DESC. CNTX  
NAL TRANS 15  
TRANS ENT N0ADFLB62E

\*\*/\*\*/\*\*  
01/21/89  
TKS

\*\*/\*\*/\*\*  
\*\*/\*\*/\*\*  
REACH

\*\*/\*\*/\*\*  
10/14/89  
ATICS

\*\*/\*\*/\*\*  
\*\*/\*\*/\*\*  
REACH

\*\*/\*\*/\*\*  
04/14/90  
ICLID

LSEI  
NAL CAP SE  
TC  
LNS  
NOS  
ML

NTW  
43600  
43600  
49400  
46300  
43600

NTW  
2100 45700  
2100 45700  
49400  
46300  
2100 45700

NTW  
45700  
45700  
48700  
46200  
45700

NTW  
-1200 44500  
-1200 44500  
48700  
46200  
-1200 44500

NTW  
44500  
44500  
48700  
46200  
44500

CNTRX CAP 800  
INST. NOS 60000  
UAY ASSGN 5529

85.00 55296

85.00 55296

85.00 55296

77 5606

85.00 5606

%FN05  
INST. LNS  
UAY ASSGN

91.30 1217

91.30 1217

77 1294

90.14 1294

90.14 1294

%TOTAL FILL  
LNCAP IN LNS

06/30/87 49400

06/30/87 49400

09/11/89 48700

09/25/89 48700

10/09/89 48700

SIZING DATE  
NOO OUE  
TELCO OUE  
TURNOVER

03/05/88  
07/02/88  
06/25/89

03/25/90

03/25/90

03/25/90

10/28/89  
07/15/90

GENERIC SVC  
GENERIC  
CONC RATIO

1AE10.04  
4:1

1AE10.04

1AE10.06

1AE10.06

1AE10.08  
4:1

ENG LSF  
ENG CCS/NAL  
DESIGN BS

4.50  
0.00

4.35  
0.00

4.35  
0.00

4.47  
0.00

4.47  
0.00

MRAJ  
PROCESSOR  
CAP TRUNK

40 77900  
2 180

0 77900  
0 180

0 77900  
0 180

1 77900  
1 180

0 77900  
0 180

DGTL TK UNIT  
LLN/LT/SM/NM  
LSR/LTS/\*\*

14 54

14 54

14 54

14 54

14 54

LSH/\*\*/L32  
TSC/\*\*/TSS/NP  
TLN/\*\*/L64

50 2048

50 2048

50 2048

50 2048

50 2048

TOT FR/SHL  
REUSE FR/SHL  
GROSS ADDNS  
EXT JOB DESC  
%CTDIP

7  
1  
411  
CCS7/TRUNKIN  
5.70

0  
0  
0  
5.70

0  
0  
13  
MATV  
6.86

0  
0  
0  
6.86

1  
0  
100  
6.86

JOB CAT.

T

M

M

REPORT: PART8  
 PAGE: 2 OF 2  
 BUILDING: NOAO BRENTWOOD  
 ENT CUT: 04/27/75

ENTITY: NOAOFL8R62E  
 ENT TERM: 06/29/97

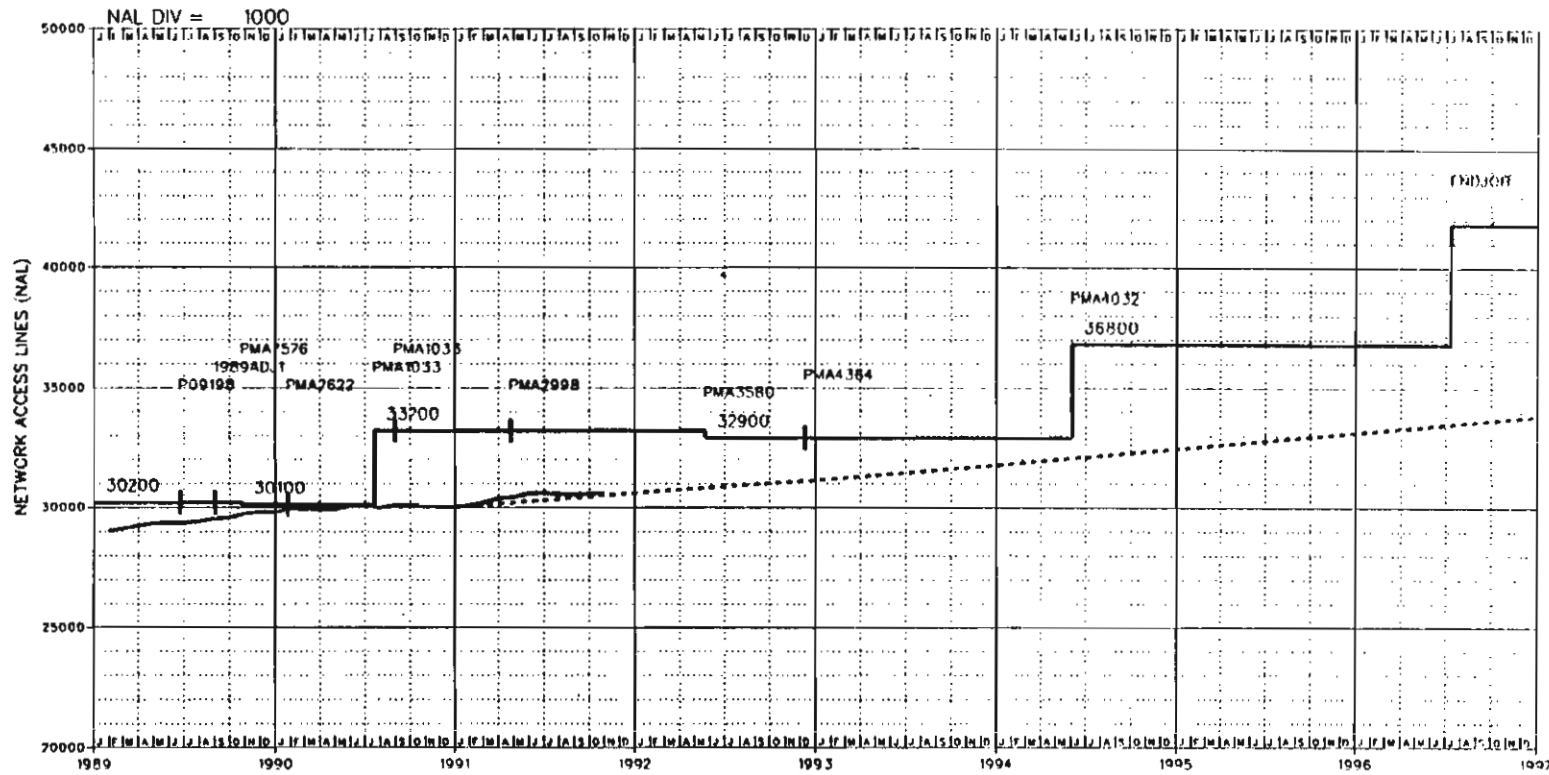
LSOF SYSTEM  
 GRAPHIC PART 8 VERSION 1.00  
 DATABASE: LIVE

DATE: 11/25/91  
 TIME: 19:54:41  
 CHART NO.: 30.0  
 EO TYPE: 1AES

JOB/ROJ/AT	PMA2119	PMA4809	PMA2120	PMA4027	1997AT1	BR1AREPL
EVENT-NUM	EVT1	EVT1	EVT1	EVT1	EVT1	EVT1
EVENT-DATE	07/28/91	08/23/92	05/22/94	10/15/95	06/15/97	06/29/97
ROYSD/TDATE	07/28/91	08/23/92	05/22/94	10/15/95	06/15/97	06/29/97
REOSO	07/28/91	08/23/92	05/22/94	10/15/95	06/15/97	06/29/97
CAP EXH.	##/##/##	##/##/##	##/##/##	##/##/##	##/##/##	##/##/##
SHIP DATE	03/23/91	07/18/92	12/18/93	05/13/95	05/13/95	01/25/97
JOB DESC.	TKS	ACR	TKS	GA	1TRA	DISP
NAL TRANS					-45800	
TRANS ENT					NOAOFL8R62E	
LSEI	NTW	NTW	NTW	NTW		
NAL CAP SE	44500	44500	-200 44300	1500 45800		-45800 0
TC	44500	44500	-200 44300	1500 45800		-45800 0
LNS	48700	48700	8500 54700	3800 52500		-52500 0
NOS	46200	46200	-200 44300	1500 45800		-54700 0
ML	44500	44500	800 800	800 800		-45800 0
CNTRX CAP	800	800	10000 70000	70000 70000		-800 0
INST. NOS	60000	60000	5606 5606	5606 5606		-70000 0
UAV ASSGN	5606	5606	85.00 85.00	85.00 85.00		-5606 0
%FNOS	85.00	85.00	55296 55296	2048 57344		-57344 0
INST. LNS	55296	55296	1294 1294	45 1339		-1339 0
UAV ASSGN	1294	1294	90.14 90.14	90.45 90.45		
%TOTAL FILL	90.14	90.14	48700 48700	3800 52500		-52500 0
LNCAP IN LNS	48700	48700	08/08/91	07/17/91		04/05/91
SIZING DATE	10/01/90	11/25/92	02/20/93	07/16/94		03/30/96
NDO DUE	06/09/90	01/25/92	06/19/93	11/12/94		07/27/96
TELCO DUE	10/06/90		05/22/94	10/15/95		06/29/97
TURNOVER	07/28/91					
GENERIC SVC						
GENERIC	1AE11.03	1AE11.03	1AE11.03	1AE11.03		1AE11.03
CONC RATIO	4:1	4:1	4:1	4:1		
ENG LSF						
ENG CCS/NAL	4.47	4.47	4.49	4.50		0.00
DESIGN BS						
MRAJ	0.00	0.00	22.11	20.47		0.00
PROCESSOR	77900	77900	77900	77900		-77900 0
CAP TRUNK	80 260	260	40 300	40 340		-340 0
DGTL TK UNIT	4		2	2		0
LLN/LI/SH/NH	14	14	14	15		-15 0
LSR/LIS/##	54	54	54	58		-58 0
LSH/##/L32	0	0	0	0		0
TSC/##/L55/NP	6 56	56	8 64	64		-64 0
TLN/##/L64	2048	2048	2048	2048		-2048 0
TOT FR5/SHL	3	0	2	3		0
REUSE FR/SHL	2	0	2	3		0
GROSS ROONS	200	0	300	400		0
EXT JOB OESC	4 OCT		TRKS/2 OCT	CRUMTH		0
%CTDIP	6.86	6.86	6.86	6.55		0.00

JOB CAT.    I                    M                    T                    A                    0





NOTES:

REASON FOR REISSUE:

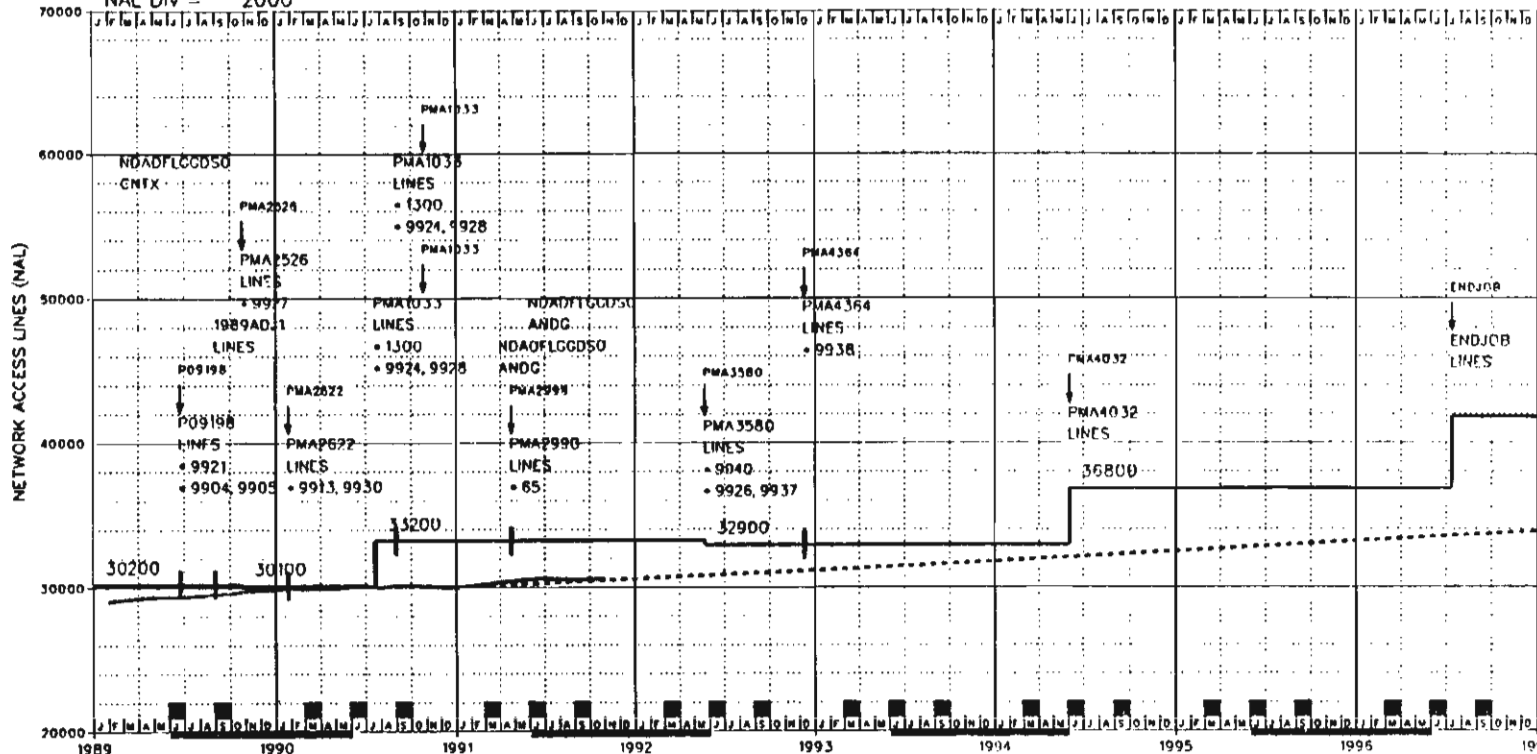
DATE OF ISSUE: 11/25/91  
 EXCHANGE: NORTH DADE  
 DATABASE: LIVE

YEAR	1989		1990		1991		1992		1993		1994		1995		1996	
NAL/GAIN	28907	878	29785	216	30001	587	30588	546	31134	613	31747	692	32439	691	33130	693
NAL/LN RATIO																

BUILDING: NDADFLGG STATE: FL  
 LATA: SOE1450  
 COMPANY: SULL AREA: SEFS  
 DIVISION: SENO DISTRICT: NDAD  
 EXHAUST: 01/01/99

BUILDING: NDADFLGG  
 CHART: 31.0

NAL DIV = 2000



- NOTES:
- 1500 TIMED FOR INTEGRATED DIGITAL LOOP EXCH.
  - 9904 CCS7 TRUNK SIGNALING
  - 9905 TOUCHSTAR PHASE I
  - 9915 SUPERNODE PROCESSOR
  - 9921 RINGMASTER
  - 9924 TOUCHSTAR PHASE II
  - 9926 CCS ACCESS CAPABILITY
  - 9927 ADVANCED TOLL INTEGRITY CHECKING SYSTEM
  - 9928 ONA EQUIPMENTS
  - 9930 CALLER ID (CLID) & CNF
  - 9937 CARRIER IDENT. CONF (CIC) EXPLAN. (FCB)
  - 9938 ISDN PRIMARY RATE INTERFACE (I-R)
  - 9940 CALL FWD-DUNN-ANSWER AFTER CALL WAITING

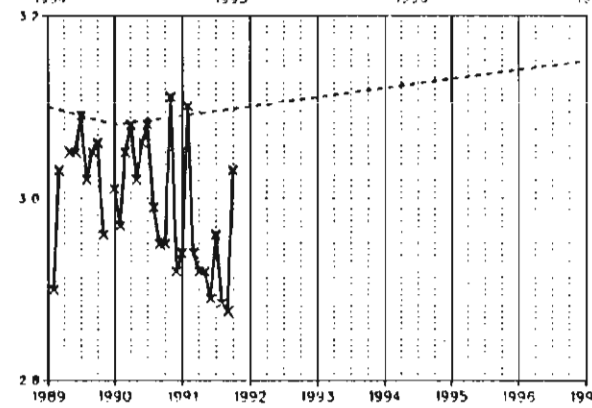
REASON FOR REISSUE:  
1826 18400 NE 5 AVE OBH  
1600-1700

DATE OF ISSUE: 11/25/91  
EXCHANGE: NORTH DANE  
DATABASE: LIVE  
CO TYPE: (1)(0)  
NXX: 651 652 653 654 659 770

BUILDING: NDA0FLGG STATE: FL  
LATA: SOET/460  
COMPANY: SBEL AREA: SBIS  
DIVISION: SCND DISTRICT: NDAD  
EXHAUST: 01/01/99  
CONTACT: JILBAKER  
NUMBER: ENAD-11  
EQ ENGINEER: CBSLAUGHTER

E.A. DATE: 08/12/85  
DIR CLOSE: 05/14/92  
DIR DELIVER: 09/11/92  
NAL FCST: 06/15/91  
CCS FCST: 07/01/90  
ENTITY CUT: 09/22/84  
ENTITY TEPM: 01/01/99  
LATEST NAL: 30578  
SWITCH HOST  
ENTITY: CHART:  
NDA0FLGG/SD 31.1

YEAR	1989	1990	1991	1992	1993	1994	1995	1996	1997
NAL	28907 (A)	29785 (A)	30001 (A)	30588 (F)	31134 (F)	31747 (F)	32439 (F)	33130 (F)	33823 (F)
LINES	28907	29785	30001	30588	31134	31747	32439	33130	33823
CCS/NAL	3.10	3.08	3.09	3.10	3.11	3.12	3.13	3.14	3.15
CCS STATUS	A	A							
NAL/LN RATIO	1.00000	1.00000	1.00000	1.00000	1.00000	1.00000	1.00000	1.00000	1.00000
SVC.	1989	1990	1991						
DTS	ccc	ccc	ccc	ccc	ccc	ccc	ccc	ccc	ccc
IML	ccc	ccc	ccc	ccc	ccc	ccc	ccc	ccc	ccc
%IFM	ccc	ccc	ccc	ccc	ccc	ccc	ccc	ccc	ccc
JOBNUM	P09198								
RDYSU	06/23/89								
REUSD	06/23/89								
SHIP	03/17/89								
	PMA2526								
	10/25/89								
	10/25/89								
	10/11/89								
	PMA2622								
	01/28/90								
	01/28/90								
	12/22/89								
	PMA1033								
	07/20/90								
	10/26/90								
	04/23/90								
	PMA1033								
	08/31/90								
	10/26/90								
	04/23/90								
	PMA2998								
	04/25/91								
	04/25/91								
	02/15/91								
	PMA3580								
	05/22/92								
	05/22/92								
	01/17/92								
	PMA364								
	12/11/92								
	12/11/92								
	08/08/92								



REPORT: PART B

PAGE: 1 OF 3

BUILDING: NORD GOLDEN GLA... ENTITY: NORDFLGCOSO

ENT CUT: 09/22/84

ENT TERM: 01/01/99

LSDF SYSTEM

GRAPHIC PART B VERSION 1.00

DATABASE: LIVE

DATE: 11/25/91

TIME: 19:54:41

CHART NO.: 31.1

EQ TYPE: 0100

JOB/ADJ/AT	1989AT1	P09198	1989ADJ1	PMA2526	PMA2622	PMA1033
EVENT-NUM		EVT1	EVT1	EVT1	EVT1	EVT1
EVENT-DATE	02/28/39	06/23/89	09/01/89	10/25/89	01/26/90	07/20/90
ROYSD/TOATE	02/28/89	06/23/89	09/01/89	10/25/89	01/26/90	08/31/90
REOSO	**/**/**	06/23/89	**/**/**	10/25/89	01/26/90	10/26/90
CAP EXH.	**/**/**	**/**/**	**/**/**	**/**/**	**/**/**	**/**/**
SHIP DATE	**/**/**	03/17/89	**/**/**	10/11/89	12/22/89	04/23/90
JOB DESC.	CNTX	GENERIC	REACH	ATICS	RETRO	CA
NAL TRANS	33					
TRANS ENT	NORDFLGCOSO					
LSEI		SCRMF	SCRMF	SCRMF	SCRMF	SCRMF
NAL CAP SE		12600	47600	47600	47600	47600
TC			59000	59000	59000	71600
LNS			30200	30100	30100	33200
NOS			42500	42500	42500	42500
HL			30200	30100	30100	33200
CNTRX CAP		600	800	800	600	1400
INST. NOS			50000	50000		50000
UAV ASSGN			0	0		0
%FNOS		85.00	85.00	85.00	85.00	85.00
INST. LNS			34560	34560		6288
UAV ASSGN			1250	1250		96
%TOTAL FILL		90.60	90.60	81	90.60	84.23
LNCAP IN LNS			30200	30100		3100
SIZING DATE		03/04/88			10/19/89	03/02/90
NOO DUE		05/28/88			10/21/89	08/19/89
TELCO DUE		09/23/88		10/18/89	11/07/89	01/12/90
TURNOVER		06/23/89		02/18/90	03/09/90	08/31/90
GENERIC SVC		BCS-27		BCS-27	BCS-29	BCS-30
GENERIC		4		4	4	4
CDNC RATIO		3.05	3.10	3.05	3.13	3.13
ENG LSF		0.30	0.00	0.00	7.39	46.42
ENG CCS/NAL					84000	126000
DESIGN BS					200	200
MRAJ					0	1
PROCESSOR		42000	42000	42000		126000
CAP TRUNK		200	200	200		220
DGTL TK UNIT		-40	0	0	0	1
LLN/LT/SM/NM		-35				
LSR/LIS/**		10	10	10	10	10
LSH/**/L32		54	54	54	54	54
TSC/**/ISS/NP		920	920	920	920	920
TLN/**/L64		-192	448	448	448	506
TOT FR/SHL		80	80	80	80	80
REUSE FR/SHL		0	0	0	1	6
GROSS ADDNS		0	0	0	0	0
EXT JOB DESC		180	0	13	680	700
%CTDIP		TRK SIG/TOUC	5.50	5.50	SUPER-/NUDE	INTEG'D/DLC
					6.40	6.40

JOB CAT.

G

M

P

A

REPORT: PART B  
PAGE: 2 OF 3

BUILDING: NOAD GOLDEN GLOVE ENTITY: NOADFLGCSO  
ENT CUT: 09/22/84 ENT TERM: 01/01/99

LSDP SYSTEM  
GRAPHIC PART B VERSION 1.00  
DATABASE: LIVE

DATE: 11/25/91  
TIME: 19:54:41  
CHART NO.: 31.1  
EQ TYPE: 0100

JOB/AOJ/AT PMA1033  
EVENT-NUM EVT2  
EVENT-DATE 08/31/90  
RDYSO/TDATE 08/31/90  
REQSO 10/26/90  
CAP EXH. ■■■/■■■  
SHIP DATE 04/23/90  
JOB DESC. P/SIMS  
NAL TRANS  
TRANS ENT  
LSEL SCRMF  
NAL CAP SE 47600  
IC 71600  
LNS 33200  
NOS 42500  
ML 33200  
CNTRX CAP 1400  
INST. NOS 50000  
UAV ASSGN 0  
%FNOS 85.00  
INST. LNS 40848  
UAV ASSGN 1427  
%TOTAL FILL 84.23  
LNCAP IN LNS 33200  
SIZING DATE 09/17/90  
NOO DUE 08/19/89  
TELCO DUE 01/12/90  
TURNOVER 08/31/90  
GENERIC SVC  
GENERIC BCS-3D  
CONC RATIO  
ENG LSF  
ENG CCS/NAL 3.13  
DESIGN BS  
MRAJ 31.57  
PROCESSOR 126000  
CAP TRUNK 220  
DGTL TK UNIT 0  
LLN/LT/SM/NM 10  
LSR/LTS/■/■ 54  
LSH/■/■/L32 920  
TSC/■/TSS/NP 506  
TLN/■/■/L64 80  
TOT FRG/SHL 0  
REUSE FR/SHL 0  
GROSS ADDNS 0  
EXT JOB DESC  
XCTDIP 6.40

1991AT1  
04/01/91  
04/01/91  
■■/■■/■■  
■■/■■/■■  
■■/■■/■■  
ANOC  
NOADFLGCSO

PMA2998  
EVT1  
04/25/91  
04/25/91  
04/25/91  
■■/■■/■■  
02/15/91  
GENERIC  
SCRMF  
47600  
71600  
33200  
42500  
33200  
1400  
50000  
0  
85.00  
40848  
1427  
84.23  
33200  
01/19/91  
01/12/91  
01/18/91  
04/25/91  
BCS-31  
4  
3.13  
0.00  
126000  
220  
0  
10  
54  
920  
506  
80  
0  
0  
50  
1+COIN E/O R  
6.40

1991AT2  
06/01/91  
06/01/91  
■■/■■/■■  
■■/■■/■■  
ANOC  
NDAOFLGCSO

PMA3580  
EVT1  
05/22/92  
05/22/92  
05/22/92  
■■/■■/■■  
01/17/92  
TRKS  
NTW  
25700 73300  
1700 73300  
-300 32900  
-300 42500  
32900  
1400  
50000  
0  
85.00  
-528 40320  
1427  
84.70  
-300 32900  
01/25/91  
06/01/91  
09/27/91  
05/22/92  
BCS-33  
4  
3.12  
0.00  
-30200 95800  
40 260  
2  
10  
54  
920  
24 530  
80  
1  
0  
190  
CCSAC  
6.40

PMA4364  
EVT1  
12/11/92  
12/11/92  
12/11/92  
■■/■■/■■  
08/08/92  
ISON  
NTW  
73300  
73300  
32900  
42500  
32900  
1400  
50000  
0  
85.00  
40320  
1427  
84.70  
32900  
05/21/91  
01/11/92  
05/09/92  
12/11/92  
BCS-33  
4  
3.12  
0.00  
95800  
260  
1  
10  
54  
920  
32 562  
80  
3  
0  
430  
ISON  
6.40

JOB CAT. M

G

T

M

REPORT: PART B  
PAGE: 3 OF 3

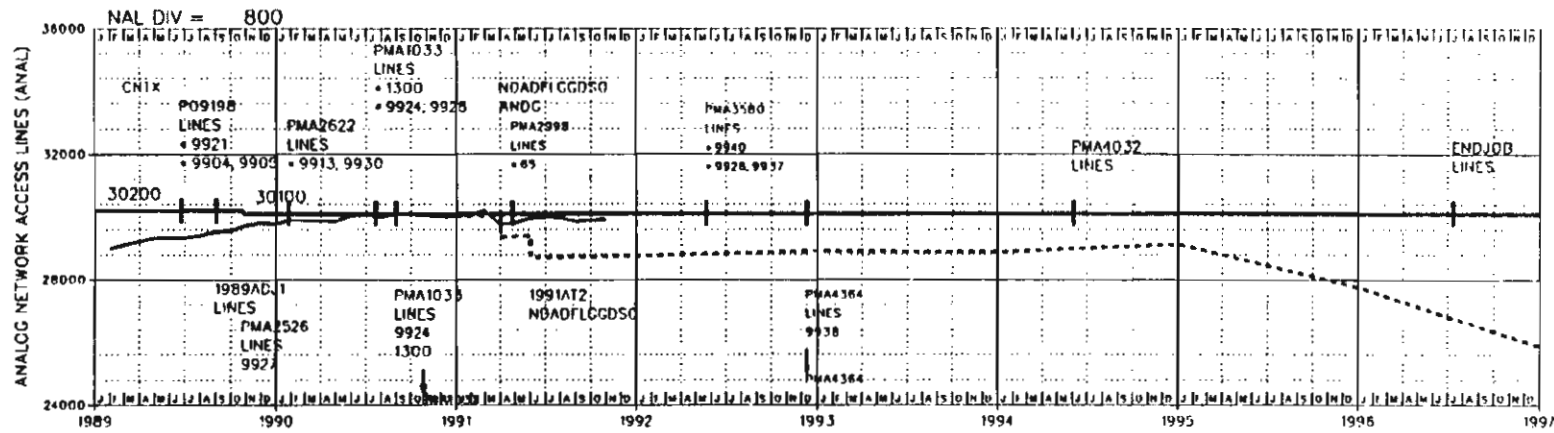
BUILDING: NORD GOLDEN GLADE ENTITY: NORDFLGGDSD  
ENT CUT: 09/22/84 ENT TERM: 01/01/99

LSDF SYSTEM  
GRAPHIC PART B VERSION 1.00  
DATABASE: LIVE

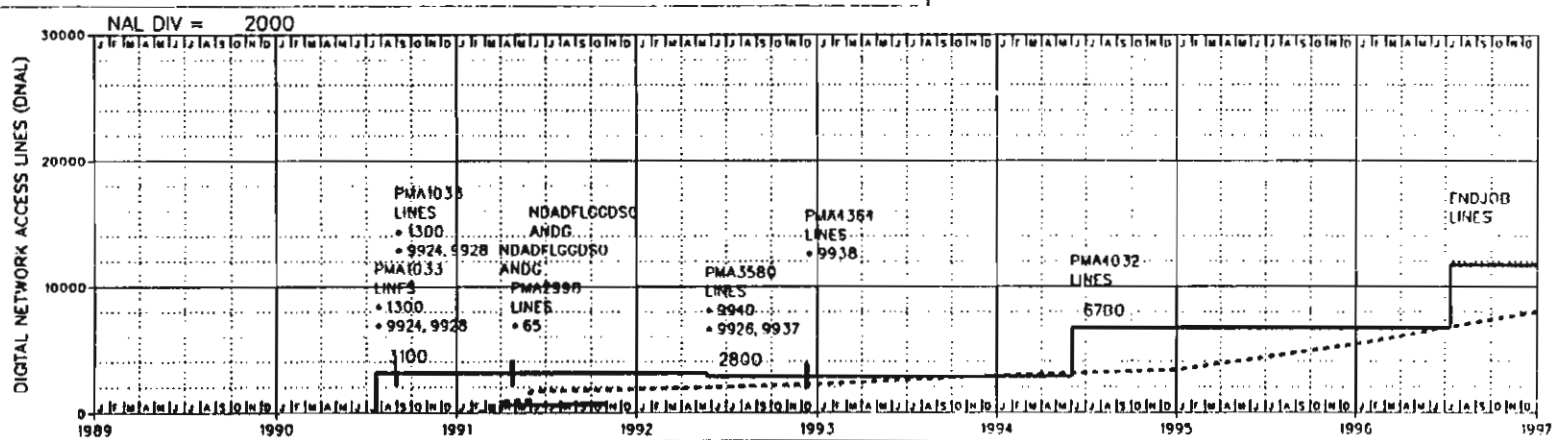
DATE: 11/25/91  
TIME: 19:54:41  
CHART NO.: 31.1  
EN TYPE: 0100

JOB/ADJ/AT	PMA4032		ENDJOB	
EVENT-NUM	EVT1		EVT1	
EVENT-DATE	06/03/94		07/12/96	
ROYSD/TOATE	06/03/94		07/12/96	
REQSO	06/03/94		07/12/96	
CAP EXH.	**/**/**		**/**/**	
SHIP DATE	01/29/94		03/09/96	
JOB DESC.	GA		GROWTH ADDITION	
NAL TRANS				
TRANS ENT				
LSET	NTW		NTW	
NAL CAP SE	-18300	55000		55000
TC	56400	129700	20700	150400
LNS	3900	36800	5000	41800
NOS	8500	51000		51000
ML	3900	36800	5000	41800
CNTRX CAP		1400		1400
INST. NOS	10000	60000		60000
UAV ASSGN		0		0
%FNOS	85.00		85.00	
INST. LNS	7680	48000	6336	54336
UAV ASSGN		1427		1427
%TOTAL FILL	79.02		79.01	
LNCAP IN LNS	3900	36800	5000	41800
SIZING DATE	01/25/91		04/12/90	
NOD DUE	07/03/93		08/12/95	
TELCO DUE	10/30/93		12/09/95	
TURNOVER	06/03/94		07/12/96	
GENERIC SVC				
GENERIC	BCS-38		BCS-40	
CONC RATIO	4		4	
ENG LSF				
ENG CCS/NAL	3.15		3.17	
DESIGN BS				
HRAJ	25.33		0.00	
PROCESSOR		95800	30200	126000
CAP TRUNK		260		260
OGTL TK UNIT 0			1	
LLN/LT/SH/NM 2		12		12
LSR/LTS/#!/#		54		54
LSH/#!/L32		920		920
TSC/#!/TSS/NP 142		704	8	712
ILN/#!/L64		80		80
TOT FR/SHL 4			4	
REUSE FR/SHL 0			0	
GROSS ADDNS		400	500	
EXT JOB DESC GROWTH			0	
%CTOIP	6.40		6.40	

JOB CAT. R



YEAR	1989	1990	1991	1992	1993	1994	1995	1996	1997
NAL	28907 (A)	29785 (A)	30000 (A)	28755 (F)	28912 (F)	28879 (F)	29130 (F)	27747 (F)	25856 (F)
ANLG LNS	28907	29785	30000	28755	28912	28879	29130	27747	25856
CCS/NAL	3.10	3.08	3.09	3.10	3.11	3.12	3.13	3.14	3.15
CCS ACTUAL	A	A							
NAL/LN RATIO	1.00000	1.00000	1.00000	1.00000	1.00000	1.00000	1.00000	1.00000	1.00000



YEAR	1989	1990	1991	1992	1993	1994	1995	1996	1997
NAL	0	0 (A)	1 (A)	1833 (F)	2222 (F)	2868 (F)	3309 (F)	5383 (F)	7967 (F)
DNAL	0	0	1	1833	2222	2868	3309	5383	7967
DNAL PLS/NAL	0.00	0.00	3.09	3.10	3.11	3.12	3.13	3.14	3.15
CCS ACTUAL									
SLC SYS	0	0	11	23	23	33	35	51	61
LIBRAN SYS	0	0	2	5	5	3	16	16	21
NAL/LN RATIO			1.00000	1.00000	1.00000	1.00000	1.00000	1.00000	1.00000

- NOTES:
- 1500 TIMED FOR INTEGRATED DIGITAL LOOP CIR
  - 9904 CCS7 TRUNK SIGNALING
  - 9905 TOUCHSTAR PHASE I
  - 9913 SUPERNODE PROCESSOR
  - 9921 RINGMASTER
  - 9924 TOUCHSTAR PHASE II
  - 9926 CCS ACCESS CAPABILITY
  - 9927 ADVANCED TOLL INTEGRITY CHECKING SYSTEM
  - 9928 ONA REQUIREMENTS
  - 9930 CALLER ID (ICID & CND)
  - 9937 CARRIER IDENT. CODE (CIC) EXPAN (FG B)
  - 9938 ISDN PRIMARY RATE INTERFACE (PRI)
  - 9940 CALL FWD-DONT-ANSWER AT REP CALL WAITING

REASON FOR REISSUE:  
1826 18400 NE 5 AVE OBH  
1600-1700

DATE OF ISSUE: 11/25/91  
EXCHANGE: NORTH DADE  
DATABASE: LIVE  
EQ TYPE: D100  
**ANALOG**

BUILDING: NDAD GOLDEN CL  
SWITCH HOST

FCST DATE: 06/15/91  
LATEST ANAL: 2990R  
CONTACT: JI BAKFR  
CONTACT NO.: ENADJI  
EQUIP ENGR: CBSLAUGHTER

**DIGITAL**

DLCFCST DATE: 02/05/90  
LATEST DNAL: 670  
LATEST SLC: 2  
LATEST URBN: 0  
LATEST D112: 0

ENTITY: CHART:  
NDADFLGGDSO 31.1



REPORT: PART B  
PAGE: 2 OF 3

BUILDING: NDAO GOLDEN GLADE ENTITY: NDAOFLGC050  
ENT CUT: 09/22/84 ENT TERM: 01/01/99

LSDF SYSTEM  
DIGITAL PART B VERSION 1.00  
DATABASE: LIVE

DATE: 11/25/91  
TIME: 19:54:41  
CHART NO.: 31.1  
EQ TYPE: D100

JOB/ADJ/AT PMA1033 1991AT1  
EVENT-NUM EVT2  
EVENT-DATE 08/31/90 04/01/91  
ROYSD/TDATE 08/31/90 04/01/91  
REOSD 10/26/90  
CAP EXH. ■■■/■■■  
SHIP DATE 04/23/90  
JOB DESC. P/SIMS  
TRANS ENT

PMA2998 1991AT2  
EVT1  
04/25/91 06/01/91  
04/25/91 06/01/91  
■■/■■/■■ ■■/■■/■■  
■■/■■/■■ ■■/■■/■■  
02/15/91  
GENERIC  
ANOG  
NDAOFLGC050

PMA3580  
EVT1  
05/22/92  
05/22/92  
05/22/92  
■■/■■/■■  
01/17/92  
TRKS

PMA4364  
EVT1  
12/11/92  
12/11/92  
12/11/92  
■■/■■/■■  
08/08/92  
ISON

ANALOG SECTION -----

NAL TRANS		-700		-700			
NAL CAP TC	58000		58000		800	58800	58800
LNS	30100		30100			30100	30100
ML	30100		30100			30100	30100
LINE UNITS	54		54			54	54
INST. LNS	34560		34560			34560	34560
URV ASSGN	1331		1331			1331	1331
%FILL	90.60		90.60		90.60	90.60	90.60
ALNCAP LNS	30100		30100			30100	30100
DENG CCS NAL	3.13		3.13		3.12	3.12	3.12
ANLG DEF LNS	-640		640			640	640
ISON CAP TC	0		0			200	200
ISON CAP LNS	0		0			200	200
ISON CAP ML	0		0			200	200
ISON LN MOD	0		0			1	1
ISON INS LNS	0		0			0	480
ISON URV LNS	0		0			0	280
ISON %FILL						100.00	100.00
ISON ENG CCS						16.00	16.00

DIGITAL SECTION -----

NAL TRANS		700		700			
NAL CAP TC	13600		13600		900	14500	14500
LNS	3100		3100		-300	2800	2800
ML	3100		3100		-300	2800	2800
LINE UNITS	10		10			10	10
INST. LNS	6288		6288		-528	5760	5760
URV ASSGN	96		96			96	96
%FILL	50.06		50.06		50.06	50.06	50.06
DLNCAP LNS	3100		3100		-300	2800	2800
DENG CCS NAL	3.13		3.13		3.12	3.15	3.15
CAP SLC SYS	37		37			37	37
ENG SLC MO 1						0	0
ENG SLC MO2						0	0
DEF SLC SYS	0		0			0	0
CAP URBN SYS	0		0		-1	4	4
DEF URBN SYS	0		0			0	0
CAP OMS112						0	0
SLC OLU	9		9			9	9
URBAN OLU	1		1			1	1



REPORT: PART B  
 PAGE: 3 OF 3  
 BUILDING: NORD GOLDEN GLADE ENTITY: NORDFLGCDSO  
 ENT CUT: 09/22/84 ENT TERM: 01/01/99

LSCF SYSTEM  
 DIGITAL PART B VERSION 1.00  
 DATABASE: LIVE

DATE: 11/25/91  
 TIME: 19:54:41  
 CHART NO.: 31.1  
 EQ TYPE: U100

JOB/ADJ/AT	PMA4032	ENDJOB
EVENT-NUM	EVT1	EVT1
EVENT-DATE	06/03/94	07/12/96
RDYSD/TDATE	06/03/94	07/12/96
REOSD	06/03/94	07/12/96
CAP EXH.	###/###/###	###/###/###
SHIP DATE	01/29/94	03/09/96
JOB DESC.	GA	GROWTH ADDITION
TRANS ENT		

ANALOG SECTION -----

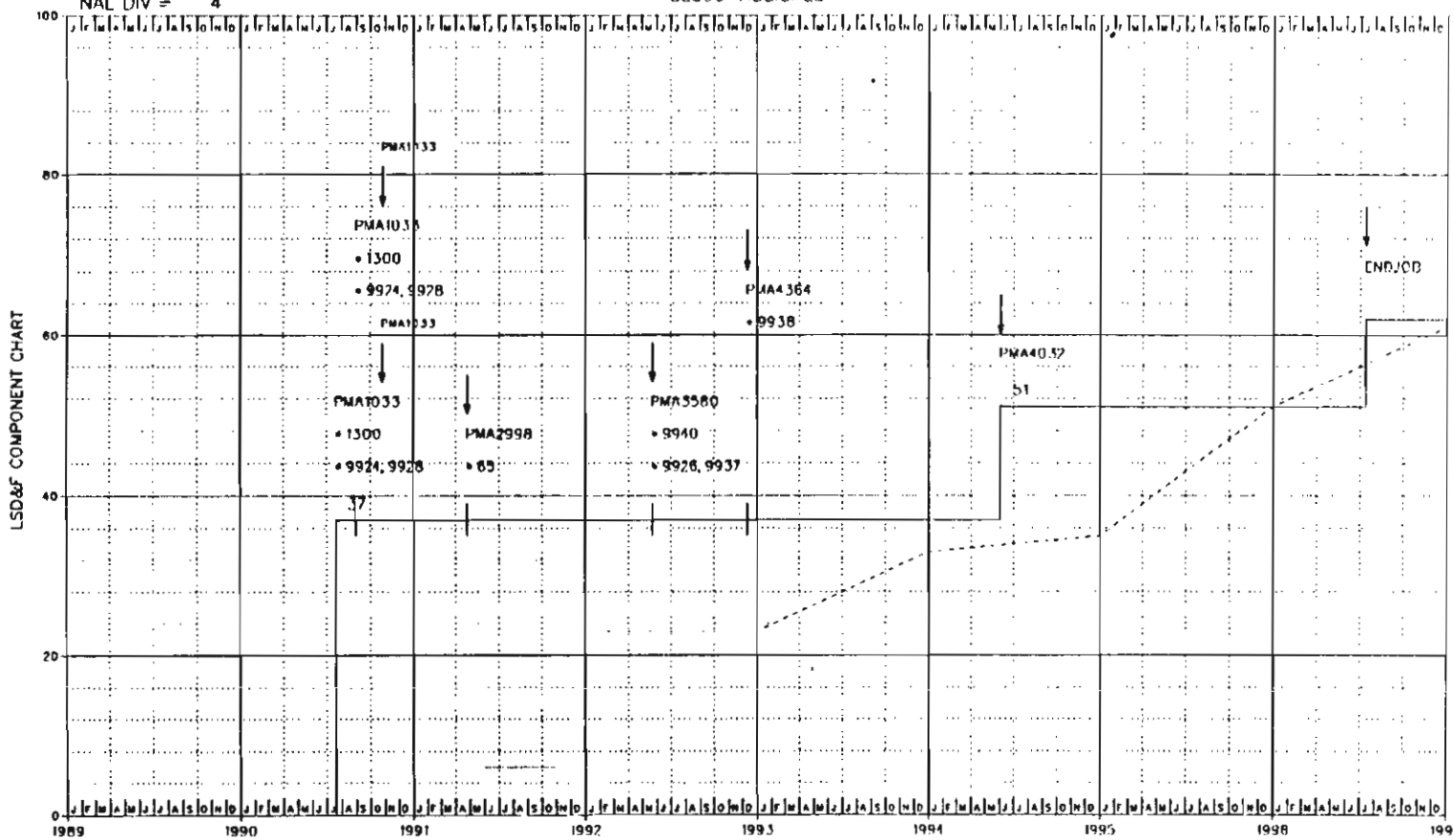
NAL TRANS				
NAL CAP TC	-1600	\$7200	-400	56800
LNS		30100		30100
ML		30100		30100
LINE UNITS		54		54
INST. LNS		34560		34560
URV ASSGN		1331		1331
ZFILL	90.60		90.60	
DLNCRP LNS		30100		30100
RENG CCS NAL	3.17		3.17	
ANLG DEF LNS		640		640
ISDN CAP TC	250	450		450
ISDN CAP LNS	250	450		450
ISDN CAP ML	250	450		450
ISDN LN MOD	2	3		3
ISDN INS LNS	480	960		960
ISDN URV LNS	248	528		528
ISDN ZFILL	100.00		100.00	
ISDN ENG CCS	16.00		16.00	

DIGITAL SECTION -----

NAL TRANS				
NAL CAP TC	58000	72500	21100	93600
LNS	3900	6700	5000	11700
ML	3900	6700	5000	11700
LINE UNITS		15		25
INST. LNS	7680	13440	6336	19776
URV ASSGN		96		96
ZFILL	50.21		59.45	
DLNCRP LNS	3900	6700	5000	11700
RENG CCS NAL	3.17		3.17	
CAP SLC SYS	14	51	11	62
ENG SLC MO 1				
ENG SLC MO 2				
DEF SLC SYS		0		0
CAP URBAN SYS	12	16	10	26
DEF URBAN SYS		0		0
CAP OMS112				
SLC OLU	3	12	9	21
URBAN OLU	2	3	1	4

NAL DIV = 4

SLC96-ASSIGNED



- NOTES:
- 1300 TIMED FOR INTEGRATED DIGITAL LOOP EXR
  - 9913 SUPERNODE PROCESSOR
  - 9924 TOUCHSTAR PHASE II
  - 9938 CCS ACCESS CAPABILITY
  - 9928 ONA REQUIREMENTS
  - 9930 CALLER ID (CLID & CND)
  - 9937 CARRIER IDENT. CODE (CIC) EXPAN. (IG B)
  - 9938 ISDN PRIMARY RAFT INTERFACE (PRI)
  - 9940 CALL TWD-DONT-ANSWER AFTER CALL WAITING

REASON FOR REISSUE:  
1826 18400 NE 5 AVE OBH  
1600-1700

DATE OF ISSUE 11/21/91  
EXCHANGE: NORTH DADE  
DATABASE: LIVF  
EQ TYPE: D100  
NXX 651 652 653 654 659  
770

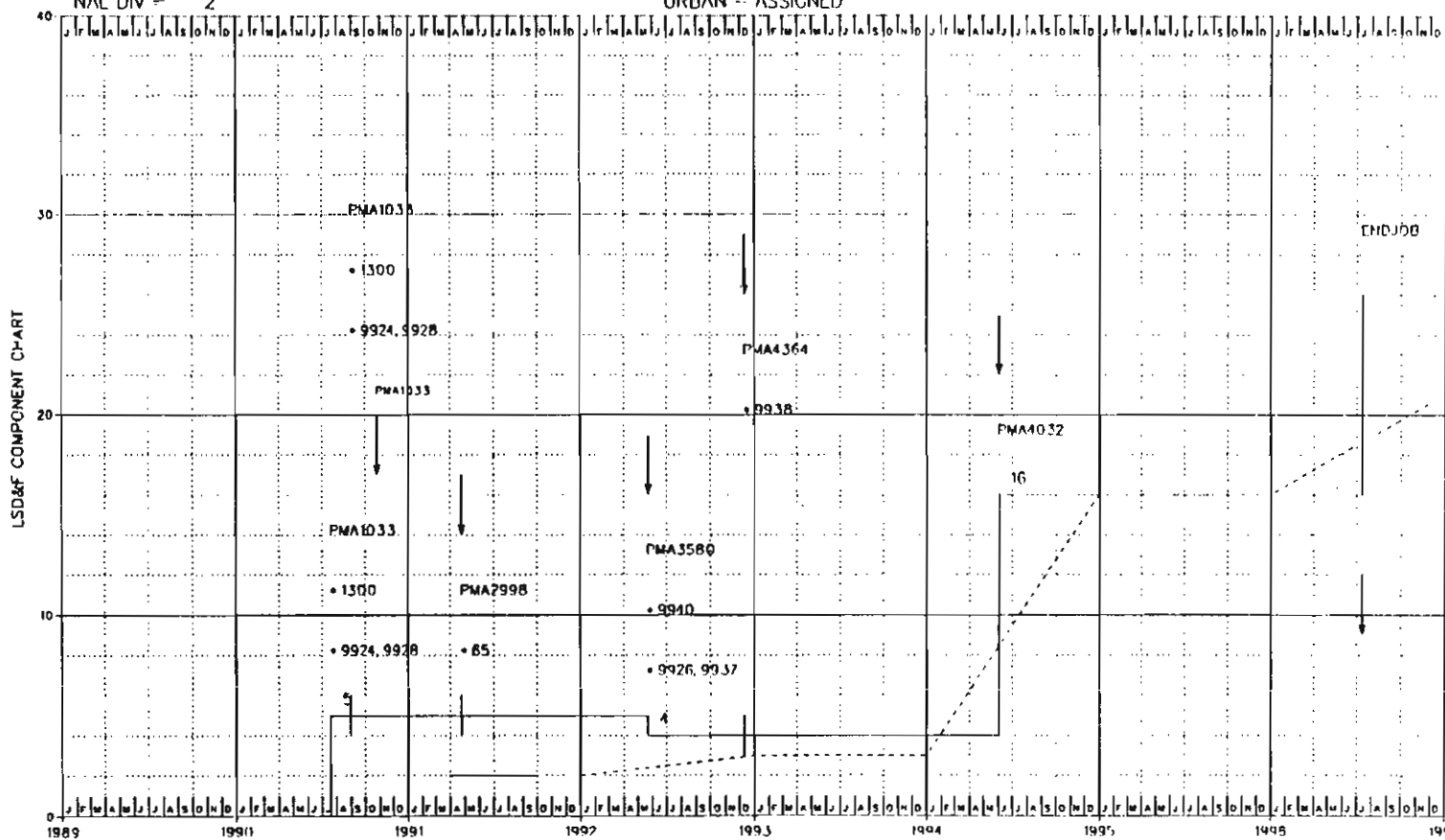
BUILDING: NDADEFGG STATE: FL  
LATA: SOFT/460  
COMPANY: SREL AREA: SRF5  
DIVISION: SFNO DISTRICT: NDA0  
EXHAUST: 01/01/99  
CONTACT: JLDAYR  
NUMBER: ENADJH

YEAR	1989	1990	1991	1992	1993	1994	1995	1996
DEMAND/GAIN				23 (F) 0	23 (F) 10	33 (F) 2	35 (F) 16	51 (F) 10
SLC MODE 1C			5	7	7	9	10	18
SLC MODE 1F			0	6	6	12	13	21
SLC MODE 2C			6	6	6	6	6	6
SLC MODE 2F			0	4	4	6	6	6

ENTITY: NDADEFGGDSO  
CHART: 311

NAL DIV - 2

URBAN - ASSIGNED



NOTES:  
 1300 TIMED FOR INTEGRATED  
 DIGITAL LOOP CXR.  
 9913 SUPERNODE PROCESSOR  
 9924 TOUCHSTAR PHASE II  
 9926 CCS ACCESS CAPABILITY  
 9928 ONA REQUIREMENTS  
 9930 CALLER ID (CLID & CND)  
 9937 CARRIER IDENT. CODE  
 (CIC) EXPAN. (FG B)  
 9938 ISDN PRIMARY RATE  
 INTERFACE (PRI)  
 9940 CALL FWD-DON'T-ANSWER  
 AFTER CALL WAITING

REASON FOR REISSUE:  
 1826 18400 NE 5 AVE OBH  
 1600-1700

DATE OF ISSUE: 11/25/91  
 EXCHANGE: NORTH DADE  
 DATABASE: LIVE  
 EQ TYPE: D100  
 NXX: 651 652 653 654 659  
 770

BUILDING: NDADH100 STALL: FI  
 LATA: SOFT/460  
 COMPANY: SBEL AREA: SBFS  
 DIVISION: SFND DISTRICT: NDAD  
 EXHAUST: 01/01/99  
 CONTACT: JLBANER  
 NUMBER: FNAJJI

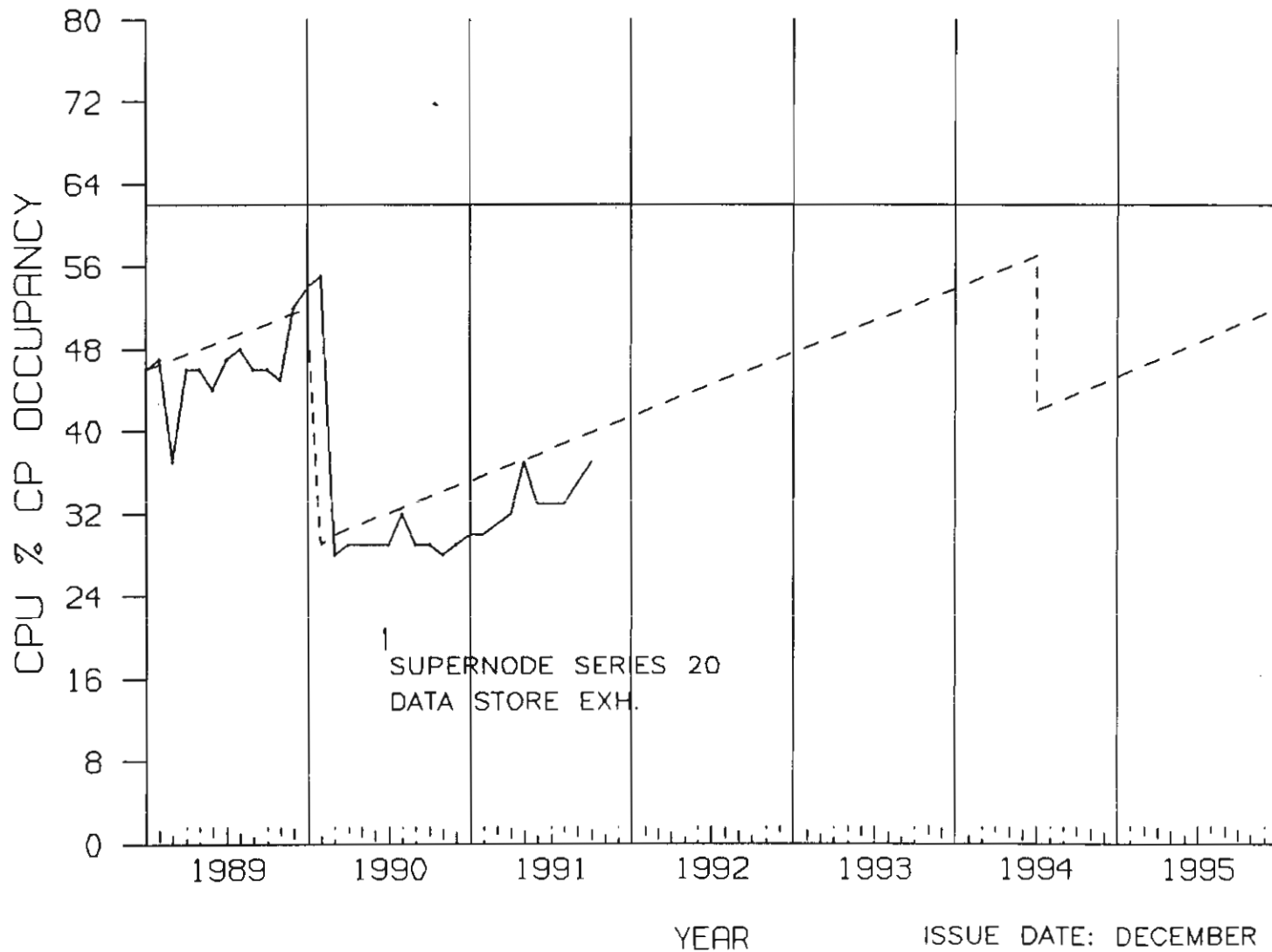
YEAR	1989	1990	1991	1992	1993	1994	1995	1996
DEMAND/GAIN				2 (F) 1	3 (F) 0	3 (F) 13	16 (F) 0	16 (F) 5

ENTITY: NDADH100GDSO  
 CHAPT: 311

# GOLDEN GLADES DSO

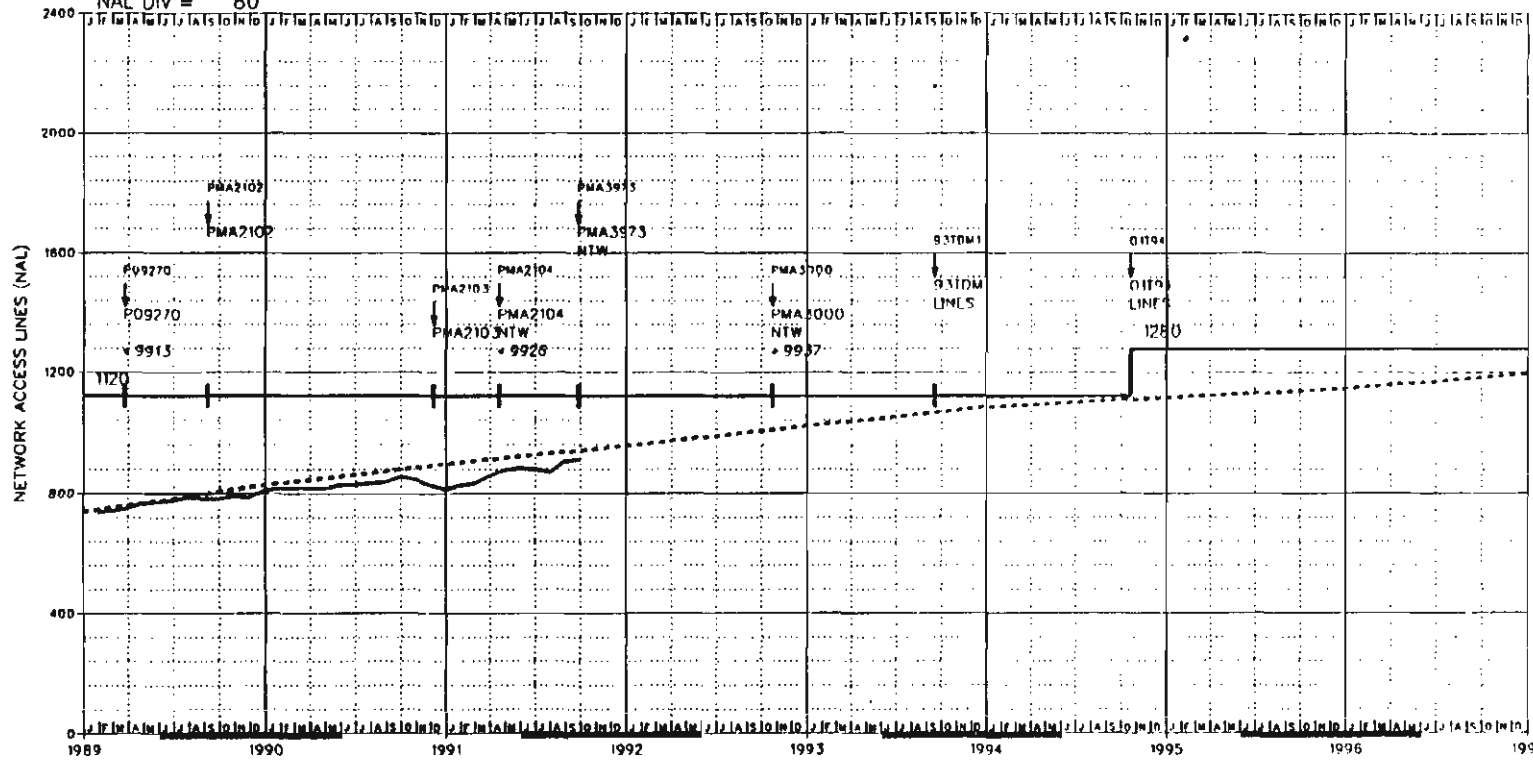
## CALL PROCESSING CAPACITY

NDADFLGGDSO  
SN-20  
CHART: 31.1



ISSUE DATE: DECEMBER 2, 1991

NAL DIV = 80



NOTES:  
 9913 SUPERNODE PROCESSOR  
 9926 CCS ACCESS CAPABILITY  
 9937 CARRIER IDENT. CODE  
 (CIC) EXPAN. (FG.B)  
 1923 ALL CAPACITIES IN DS1  
 TERMINATIONS

REASON FOR REISSUE:  
 1849 18400 NE 5 AVE OAH  
 1030-1130

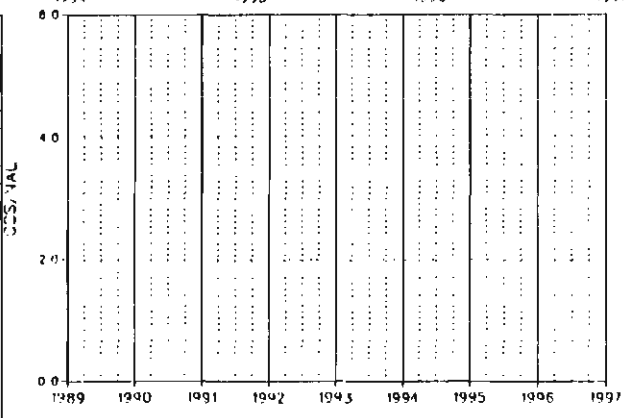
DATE OF ISSUE: 11/25/91  
 EXCHANGE: NORTH DADE  
 DATABASE: LIVE  
 EQ TYPE: D200  
 NXX:

BUILDING: NDADFLGG STATE: FL  
 LATA: SOE1/460  
 COMPANY: SBEL AREA: SBFS  
 DIVISION: SFNO DISTRICT: NDAD  
 EXHAUST: 01/01/99  
 CONTACT: JLBAKER  
 NUMBER ENADJ  
 EQ ENGINEER CBSLAUGHTER

E. A. DATE \*\*/\*\*/  
 DIR CLOSE \*\*/\*\*/  
 DIR DELIVER \*\*/\*\*/  
 NAL FCST \*\*/\*\*/  
 CCS FCST \*\*/\*\*/  
 ENTITY CUT 0.3/27/85  
 ENTITY TERM 01/01/99  
 LATEST NAL 910  
 SWITCH HOST  
 ENTITY: CHART:

NDADFLGG011 31.2

YEAR	1989	1990	1991	1992	1993	1994	1995	1996	1997
NAL	738 (A)	828 (F)	896 (F)	955 (F)	1020 (F)	1083 (F)	1114 (F)	1145 (F)	1195 (F)
CCS/NAL	0.00	0.00	0.00	0.00	0.00	0.00	0.00	0.00	0.00
CCS STATUS									
NAL/LN RATIO	1.00000	1.00000	1.00000	1.00000	1.00000	1.00000	1.00000	1.00000	1.00000
SVC.	1989	1990	1991	JOBNUM RDYS REQSD SHIP					
OTS				P09770	03/24/89	03/24/89	12/75/88		
				PMA2102	03/08/89	09/08/89	07/21/89		
				PMA2103	12/01/90	12/07/90	08/30/90		
				PMA2104	04/19/91	04/19/91	04/05/91		
				PMA3973	09/27/91	09/27/91	08/02/91		
				PMA3000	10/23/92	10/23/92	07/17/92		
				9310M1	09/17/93	09/17/93	05/15/93		
				01194	10/21/94	10/21/94	06/18/94		
%IF FM									



REPORT: PART B

PAGE: 1 OF 2

BUILDING: NORD GOLDEN GLADE ENTITY: NOROFLGCO11

ENT CUT: 03/22/85

ENT TERM: 01/01/99

LSDP SYSTEM

GRAPHIC PART B VERSION 1.00

DATABASE: LIVE

DATE: 11/25/91

TIME: 19:54:41

CHART NO.: 31.2

EQ TYPE: D200

JOB/AOJ/AT	P09270	PMA2102	PMA2103	PMA2104	PMA3973	PMA3000
EVENT-NUM	EVT1	EVT1	EVT1	EVT1	EVT1	EVT1
EVENT-DATE	03/24/89	09/08/89	12/07/90	04/19/91	09/27/91	10/23/92
ROYSO/TOATE	03/24/89	09/08/89	12/07/90	04/19/91	09/27/91	10/23/92
REQSO	03/24/89	09/08/89	12/07/90	04/19/91	09/27/91	10/23/92
CAP EXH.	**/**/**	**/**/**	**/**/**	**/**/**	**/**/**	**/**/**
SHIP DATE	12/23/88	07/21/89	08/30/90	04/05/91	08/02/91	07/17/92
JOB DESC.	E-CORE	GENERIC	TRK SIG	CCSAC	TOM ISDN	GENERIC
NAL TRANS						
TRANS ENT						
LSEI				NTW	NTW	NTW
NAL CAP SE						
TC						
LNS						
NOS						
ML	1120	1120	1120	1120	1120	1120
CNTRX CAP						
INST. NOS						
UAV ASSGN						
%FN05						
INST. LNS	1120	1120	1120	1120	1120	1120
UAV ASSGN	0	0	0	0	0	0
%TOTAL FILL	100.00					
LNCAP IN LNS	1120	1120	1120	1120	1120	1120
SIZING DATE	03/07/86	03/23/89	07/28/89	09/27/90	02/07/91	02/06/91
MOD DUE	04/29/87	04/15/89	07/17/89	11/23/90	03/09/91	01/18/92
TELCO DUE	06/30/88	06/02/89	06/15/90	01/11/91	05/10/91	03/27/92
TURNOVER	04/14/89	08/25/89	12/07/90	04/19/91	09/27/91	10/23/92
GENERIC SVC						
GENERIC	BC525	BC528	8C531	8C531	8C532	8C534
CONC RATIO						
ENG LSF						
ENG CCS/NAL						
DESIGN BS						
MRAJ	66.92	20.96	46.46	0.00	0.00	0.00
PROCESSOR						
CAP TRUNK	1120	1120	1120	1120	1120	1120
OGTL TK UNIT	0	0	0	0	0	0
LLN/LI/SH/NH						
LSR/LTS/**						
LSH/**/L32						
TSC/**/TSS/MP						
ILN/**/L64						
TOT FR/SHL	0	0	0	0	0	0
REUSE FR/SHL	0	0	0	0	0	0
GROSS ADDNS	S60	40	1420	0	130	165
EXT JOB DESC		NTX843AB		CCSAC/SFTWE	BERT/64CCC	MEM CARD
%CTDIP						
JOB CAT.	A	G	A	G	H	G

REPORT: PARTB

PAGE: 2 OF 2

BUILDING: NORD GOLDEN GLADE ENTITY: NORDFLGG01T

ENT CUT: 03/22/85

ENT TERM: 01/01/99

LSOF SYSTEM

GRAPHIC PART B VERSION 1.00

DATABASE: LIVE

DATE: 11/25/91

TIME: 19:54:41

CHART NO.: 31.2

EQ TYPE: 0200

JOB/ROJ/AT	9310M1		01194
EVENT-NUM	EVT1		EVT1
EVENT-DATE	09/17/93		10/21/94
RDYSD/TDATE	09/17/93		10/21/94
REQSD	09/17/93		10/21/94

CAP EXH.	##/##/##		##/##/##
SHIP DATE	05/15/93		06/10/94
JOB DESC.	RETROFIT		TRKS

NAL TRANS				
TRANS ENT				
LSE1	NTW		NTW	
NAL CAP SE	1120	1120	160	1280
TC	1120	1120	160	1280
LNS	1120	1120	160	1280
NOS	1120	1120	160	1280
ML		1120	160	1280

CNTRX CAP				
INST. NOS				
UAV ASSGN				
ZFNOS				
INST. LNS		1120	160	1280
UAV ASSGN				0
ZTOTAL FILL			100.00	
LNCAP IN LNS		1120	160	1280
SIZING DATE	02/06/91		02/27/90	
NDD DUE	10/17/92		11/20/93	
TELCO DUE	02/13/93		03/19/94	
TURNOVER			10/21/94	

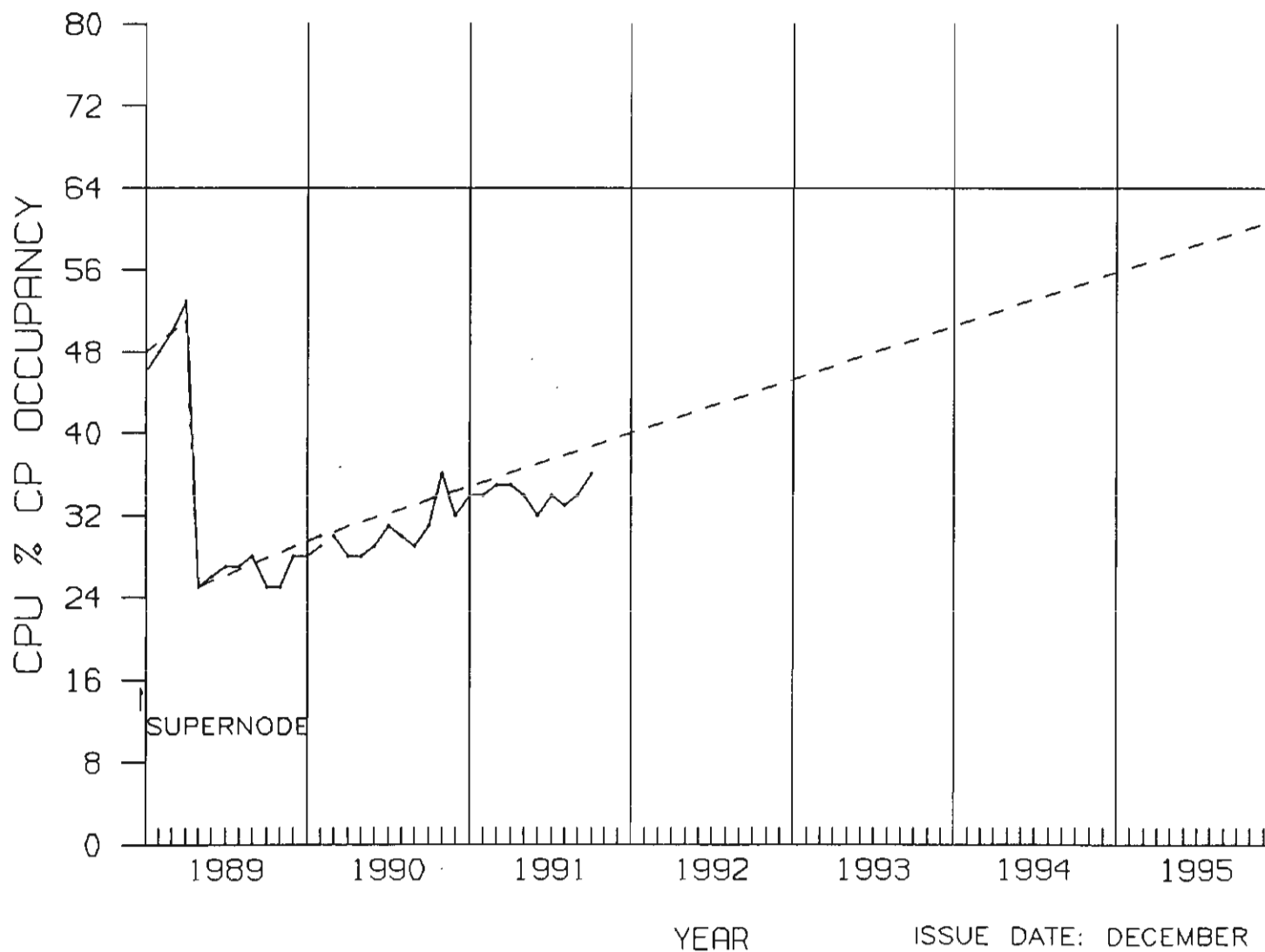
GENERIC SVC				
GENERIC	BCS36		BCS36	
CONC RATIO				
ENG LSF				
ENG CCS/NAL				
DESIGN BS				
MRAJ	0.00		0.00	
PROCESSOR				
CAP TRUNK		1120	160	1280
DGTL TK UNIT 0				
LLN/LI/SM/NM				
LSR/LTS/##/##				
LSH/##/L32				
TSC/##/T55/NP				
TLN/##/L64				
TOT FR/SHL 0			0	
REUSE FR/SHL 0			0	
GROSS ADDNS 80			800	
EXT JOB DESC				
ZCTDIP				

JOB CAT. P

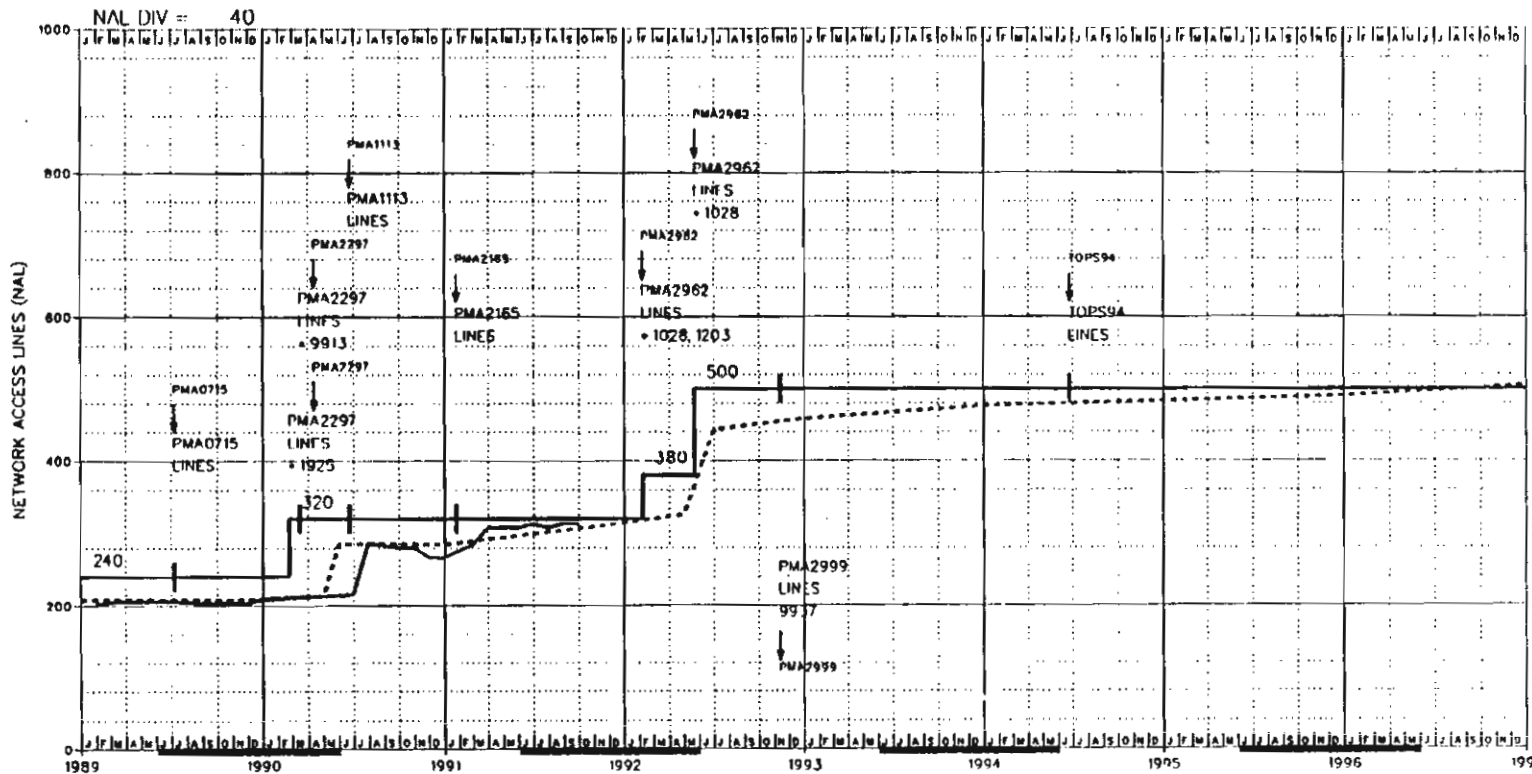
# GOLDEN GLADES 01T

## CALL PROCESSING CAPACITY

NDADFLGG01T  
SUPERNODE (4/89)  
CHART: 31.2





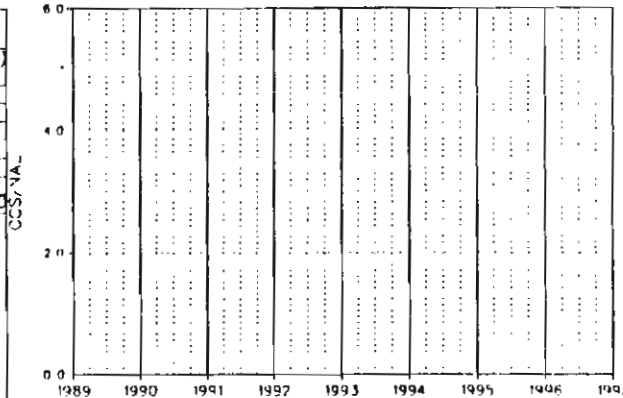


NOTES:  
 1028 S.E. LAIA AIS REHOME  
 PHASE 2, 6/92  
 1203 DIRECTORY ASSISTANCE  
 CALL COMPLETION  
 S.E. LAIA AIS REHOME  
 PHASE 1, 7/90  
 9913 SUPERNOUE PROCESSOR  
 9937 CARRIER IDENT. CODE  
 (CIC) EXPLAN. (FC B)  
 1923 ALL CAPACITIES IN DS1  
 TERMINATIONS

REASON FOR REISSUE:  
 1850 18400 NE 5 AVE. OBH  
 1600-1700

DATE OF ISSUE: 11/25/91  
 EXCHANGE: NORTH DAKOTA  
 DATABASE: LIVE  
 CO TYPE: D200  
 NXX:

YEAR	1989	1990	1991	1992	1993	1994	1995	1996	1997
NAL	208 (F)	208 (F)	285 (F)	314 (F)	458 (F)	476 (F)	483 (F)	490 (F)	505 (F)
LINES	208	208	285	314	458	476	483	490	505
CCS/NAL	0.00	0.00	0.00	0.00	0.00	0.00	0.00	0.00	0.00
CCS STATUS									
NAL/LN RATIO	1.00000	1.00000	1.00000	1.00000	1.00000	1.00000	1.00000	1.00000	1.00000
SVC	1989	1990	1991	JOBNUM RDYSD REOSD SHIP					
DTS				PMA0715	07/01/89	01/01/89	05/19/89		
				PMA2297	02/23/90	04/13/90	01/12/90		
				PMA2297	03/16/90	04/13/90	01/12/90		
				PMA1113	06/22/90	06/22/90	05/04/90		
				PMA2165	01/25/91	01/25/91	01/04/91		
				PMA2982	02/07/92	02/07/92	12/06/91		
				PMA2982	05/22/92	05/22/92	02/07/92		
				PMA2999	11/13/92	11/13/92	02/11/92		
%IFFM									



BUILDING: NDADFCG STATE: FI  
 LATA: SOET/460  
 COMPANY: SBEL AREA: SBI S  
 DIVISION: SFNO DISTRICT: NDAD  
 EXHAUST: 01/01/99  
 CONTACT: JLBAKER  
 NUMBER ENAD.#  
 EQ ENGINEER CBSLAUGHTER  
 E. A. DATE \*\*/\*\*/\*\*  
 DIR CLOSE \*\*/\*\*/\*\*  
 DIR DELIVER \*\*/\*\*/\*\*  
 NAL FCST \*\*/\*\*/\*\*  
 CCS FCST \*\*/\*\*/\*\*  
 ENTITY CUII 02/06/97  
 ENTITY TERM 01/01/99  
 LATEST NAL 3M  
 SWITCH HOST  
 ENTITY: CHART:

NDADFCG031 31.5

REPORT: PARTB  
 PAGE: 1 OF 2  
 BUILDING: NDAO GOLDEN CLAOE  
 ENT CUT: 02/06/87

ENTIT: NDAOFLGG03T  
 ENT TERM: 01/01/99

LSDP SYSTEM  
 GRAPHIC PART B VERSION 1.00  
 DATABASE: LIVE

DATE: 11/25/91  
 TIME: 19:54:41  
 CHORT NO.: 31.3  
 EQ TYPE: 0200

JOB/AOJ/AT	PMA0715	PMA2297	PMA2297	PMA1113	PMA2165	PMA2962
EVENT-NUM	EVT1	EVT1	EVT2	EVT1	EVT1	EVT1
EVENT-DATE	07/07/89	02/23/90	03/16/90	06/22/90	01/25/91	02/07/92
ROYSO/TOATE	07/07/89	04/13/90	04/13/90	06/22/90	01/25/91	05/22/92
REQSO	07/07/89	04/13/90	04/13/90	06/22/90	01/25/91	02/07/92
CAP EXH.	###/###/###	###/###/###	###/###/###	###/###/###	###/###/###	###/###/###
SHIP DATE	05/19/89	01/12/90	01/12/90	05/04/90	01/04/91	12/06/91
JOB DESC.	GENERIC AABS	TRKS	RETRO	BCS-30	GEN./TEC CALL CARD	TRKS
NAL TRANS						
TRANS ENT						
LSE1						
NAL CAP SE	240	80	320	320	320	60
TC	240	80	320	320	320	60
LNS	240	80	320	320	320	60
NOS	240	80	320	320	320	60
ML	240	80	320	320	320	60
CNTRX CAP						
INST. NOS						
UAV ASSGN						
ZFNOS						
INST. LNS	240	80	320	320	320	60
UAV ASSGN	0	0	0	0	0	0
ZTOTAL FILL	100.00	100.00	100.00	100.00	100.00	100.00
LNCAP IN LNS	240	80	320	320	320	60
SIZING DATE	01/16/89	07/11/89	07/11/89	09/06/89	07/17/90	08/17/91
MOO DUE	02/04/89	07/08/89	07/08/89	11/20/89	09/14/90	03/07/92
TELCO DUE	03/31/89	10/10/89	10/10/89	03/16/90	10/26/90	07/04/92
TURNOVER	06/23/89	04/13/89	04/13/90	06/22/90	02/08/91	02/07/92
GENERIC SVC						
GENERIC	BCS28	BCS29	BCS29	BCS30	BCS-31	BCS-33
CONC RATIO						
ENG LSF						
ENG CCS/NAL						
DESIGN BS						
MRAJ	59.56	0.00	0.00	0.00	0.00	0.00
PROCESSOR						
CAP TRUNK	240	80	320	320	320	60
DGTL IK UNIT	0	4	0	0	0	3
LLN/LT/SH/NH	4	1	5	5	5	1
LSR/LTS/##						
LSH/##/L32						
TSC/##/TSS/NP	243	64	307	307	307	48
TLN/##/L64						
TOT FR/SHL	0	3	1	0	0	1
REUSE FR/SHL	0	0	0	0	0	1
GROSS ROOMS	35	0	1050	40	50	380
EXT JOB DESC		INT CPT/REHO	SUPERNOO/INT	HOST/06-01-9	AABS/HANDOFF	TOPS HOST BC
ZCTDIP						0.00
JOB CAT.	A	T	P	G	G	T

REPORT: PART B

PAGE: 2 OF 2

BUILDING: NOAA GOLDEN CLAW ENTITY: NDAOFLGG03T

ENT CUT: 02/06/87

ENT TERM: 01/01/99

LSOF SYSTEM

GRAPHIC PART B VERSION 1.00

DATABASE: LIVE

DATE: 11/25/91

TIME: 19:54:41

CHART NO.: 31.3

EQ TYPE: 0200

JOB/ROJ/AT	PMA2962	PMA2999	TOPS94
EVENT-NUM	EVT2	EVT1	EVT1
EVENT-DATE	05/22/92	11/13/92	06/24/94
ROTSO/TDATE	05/22/92	11/13/92	06/24/94
REOSO	05/22/92	11/13/92	06/24/94
CAP EXH.	##/##/##	##/##/##	##/##/##
SHIP DATE	02/07/92	07/11/92	02/19/94
JOB DESC.	TRKS/PROC	EEAOS	GENERIC
NAL TRANS			
TRANS ENT			
LSEI			
NAL CAP SE	120 500	500	500
TC	120 500	500	500
LNS	120 500	500	500
NDS	120 500	500	500
ML	120 500	500	500
CNTRX CAP			
ING: NOS			
UAV ASSGN			
%FMS			
INST. LNS	120 500	500	500
UAV ASSGN	0	0	0
%TOTAL FILL	100.00	100.00	100.00
LNCAP IN LNS	120 500	500	500
SIZING DATE	11/21/91	02/05/91	02/05/91
NOO DUE	12/10/91	12/14/92	07/24/93
TELCO DUE	12/13/91	04/11/92	11/20/93
TURNOVER	05/22/92	11/13/92	06/24/94
GENERIC SVC			
GENERIC	BCS-33	BCS-35	BCS-37
CONC RATIO			
ENG LSF			
ENG CCS/NAL			
DESIGN BS			
MRAJ	0.00	0.00	0.00
PROCESSOR			
CAP TRUNK	120 500	500	500
DCTL TK UNIT		0	0
LLN/LT/SH/NM 2	8	8	8
LSR/LTS/##	0		
LSH/##/L32			
TSC/##/TSS/NP	116 471	471	471
ILN/##/L64			
TOT FR/SHL	5	0	0
REUSE FR/SHL	2	0	0
GROSS ADDNS	0	50	50
EXT JOB DESC	DACC	SOFTWARE-ONL	
ZCTDIP	0.00		

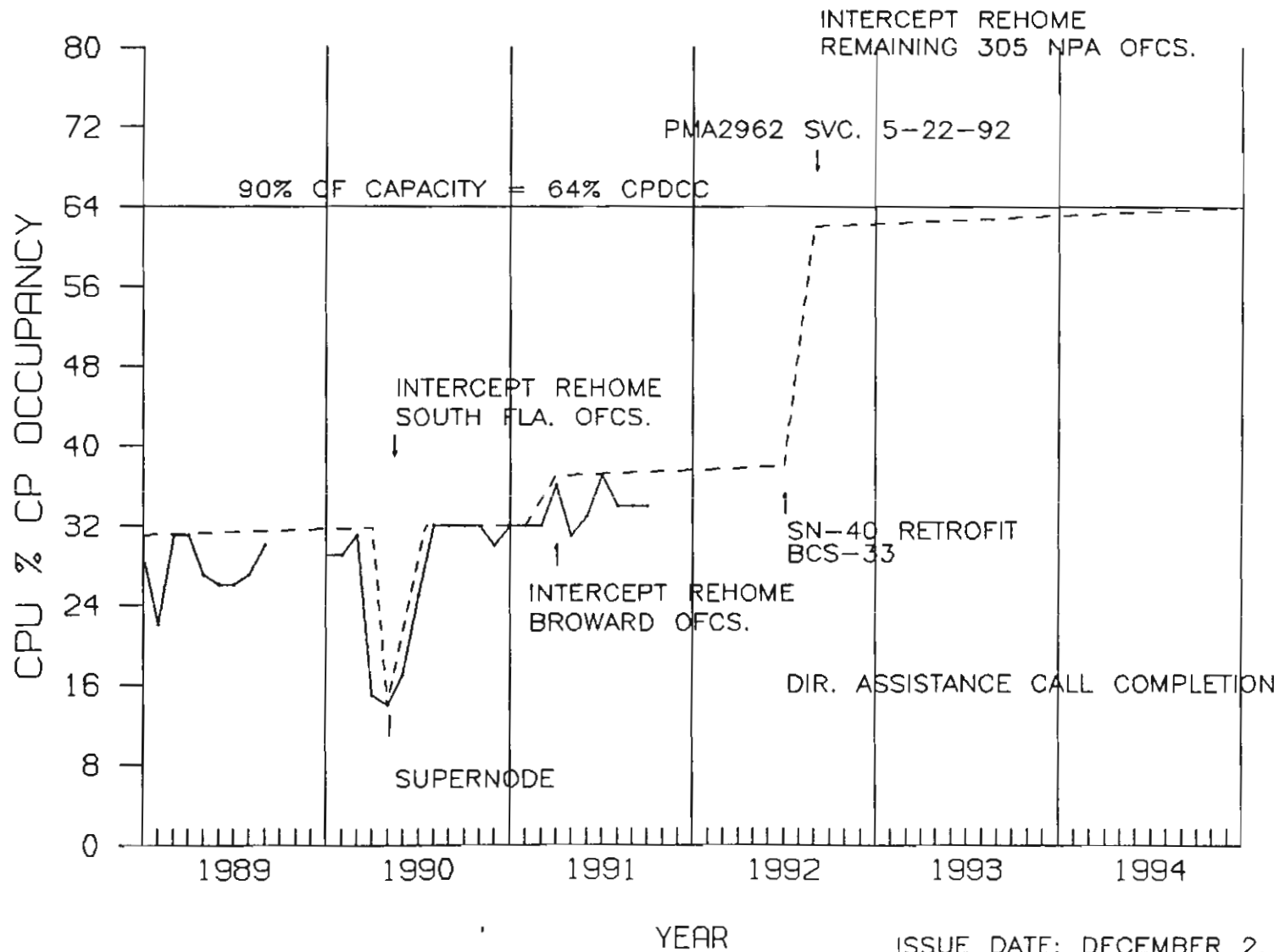
JOB CAT. T

G

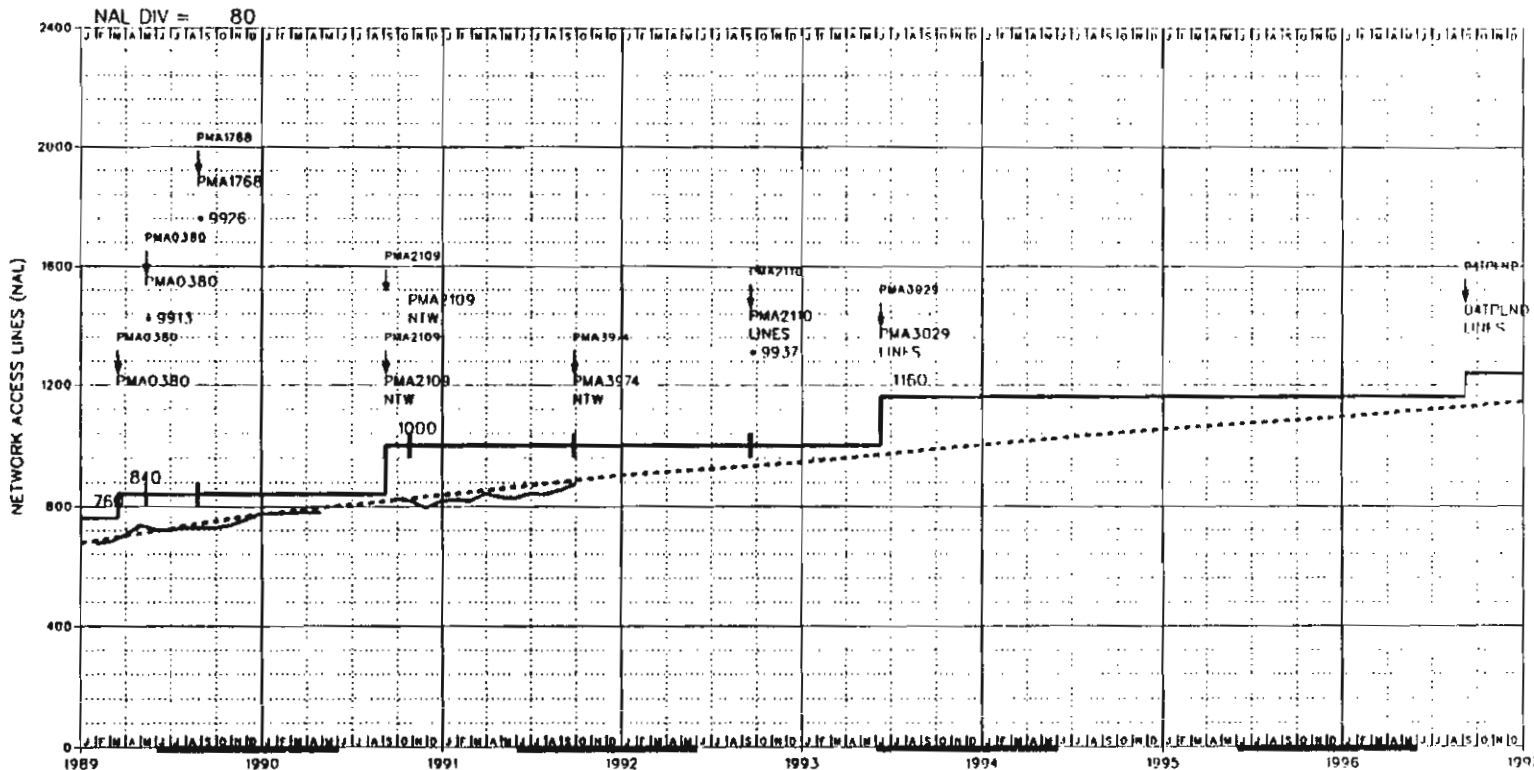
# GOLDEN GLADES 03T

## CALL PROCESSING CAPACITY

NDADFLGG03T  
SN-20  
CHART: 31.3



ISSUE DATE: DECEMBER 2, 1991



NOTES:  
 9913 SUPERNODE PROCESSOR  
 9926 CLS ACCESS CAPABILITY  
 9937 CARRIER IDENT. CODE  
 (CIC) EXPAN. (F.G. B)  
 1923 ALL CAPACITIES IN DS1  
 TERMINATIONS

REASON FOR REISSUE:  
 1849 18400 NE 5 AVE ORH  
 1030-1130

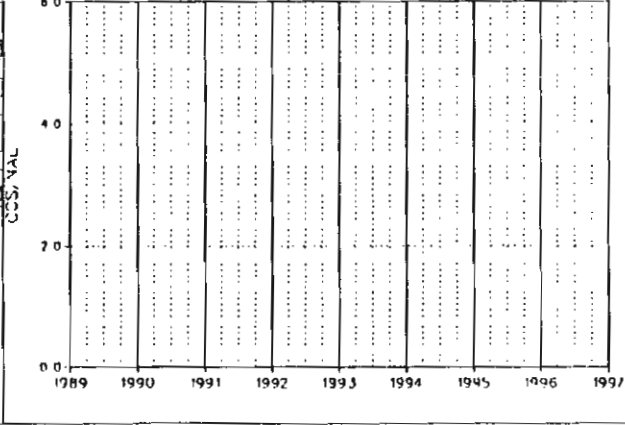
DATE OF ISSUE: 11/25/91  
 EXCHANGE: NORTH DADE  
 DATABASE: LIVE  
 CO TYPE: D200  
 NXX:

BUILDING: NDADFLGG STAF: F1  
 LATA: SOET/460  
 COMPANY: SBEL AREA: SBFS  
 DIVISION: SFNO DISTRICT: NDAD  
 EXHAUST: 01/01/99  
 CONTACT: JLBAKER  
 NUMBER: ENAD:11  
 EQ ENGINEER: CBSLAUGHTER

E. A. DATE: \*\*/\*\*/\*\*  
 DIR CLOSE: \*\*/\*\*/\*\*  
 DIR DELIVER: \*\*/\*\*/\*\*  
 NAL FCST: \*\*/\*\*/\*\*  
 CCS FCST: \*\*/\*\*/\*\*  
 ENTITY CUT: 11/21/87  
 ENTITY TEPM: 01/01/99  
 LATEST NAL: 873  
 SWITCH HOST:  
 ENTITY: CHART:

NDADFLGG041 314

YEAR	1989	1990	1991	1992	1993	1994	1995	1996	1997
NAL	676 (A)	775 (F)	837 (F)	903 (F)	945 (F)	1002 (F)	1053 (F)	1094 (F)	1144 (F)
LINES	676	775	837	903	945	1002	1053	1094	1144
CCS/NAL	0.00	0.00	0.00	0.00	0.00	0.00	0.00	0.00	0.00
CCS STATUS	A								
NAL/LN RATIO	1.00000	1.00000	1.00000	1.00000	1.00000	1.00000	1.00000	1.00000	1.00000
SVC.	1989	1990	1991	JOBNO# RDYSD REQSD SHIP					
DTS				PMA0380	03/11/89	03/12/89	01/11/89		
				PMA0380	05/12/89	05/12/89	01/13/89		
				PMA1768	08/25/89	08/25/89	07/07/89		
				PMA2109	09/07/90	09/07/90	06/01/90		
				PMA2109	10/26/90	09/07/90	06/01/90		
				PMA3974	09/27/91	09/27/91	08/02/91		
				PMA2110	09/16/92	09/16/92	06/12/92		
				PMA3029	06/11/93	06/11/93	02/06/93		
%IFFM									



REPORT: PARTB

PAGE: 1 OF 2

BUILDING: NDRD GOLDEN GLADESNTTIT: NDRDFLCG04T

ENT CUT: 11/21/87

ENT TERM: 01/01/99

LSOF SYSTEM

GRAPHIC PART B VERSION 1.00

DATABASE: LIVE

DATE: 11/25/91

TIME: 19:54:41

CHART NO.: 31.4

EQ TYPE: D200

JOB/ADJ/RT	PMA0380	PMA0380	PMA1768	PMA2109	PMA2109	PMA3974
EVENT-NUM	EVT2	EVT3	EVT1	EVT1	EVT2	EVT1
EVENT-DATE	03/17/89	05/12/89	08/25/89	09/07/90	10/26/90	09/27/91
ROYSO/TOATE	03/17/89	05/12/89	08/25/89	10/26/90	10/26/90	09/27/91
REQSD	03/17/89	05/12/89	08/25/89	09/07/90	09/07/90	09/27/91
CAP EXH.	##/##/##	##/##/##	##/##/##	##/##/##	##/##/##	##/##/##
SHIP DATE	01/13/89	01/13/89	07/07/89	06/01/90	06/01/90	08/02/91
JOB DESC.	OTC'S	SUPERNODE	GENERIC	TRKS	P/SIMS	TOM ISDN
NAL TRANS						
TRANS ENT						
LSEI				NTW	NTW	NTW
NAL CAP SE						
TC						
LNS						
NDS						
ML	80	840	840	160	1000	1000
CNTRX CAP						
INST. NOS						
URV ASSGN						
%FNOS						
INST. LNS	80	840	840	160	1000	1000
URV ASSGN				0	0	0
%TOTAL FILL						
LNCAP IN LNS	80	840	840	160	1000	1000
SIZING DATE	09/19/88	09/19/88	01/20/89	07/28/89	07/28/89	02/07/91
NOD DUE	09/23/88	09/23/88	02/04/89	11/04/89	11/04/89	03/09/91
TELCO DUE	09/30/88	09/30/88	05/19/89	03/16/90	03/16/90	05/10/91
TURNOVER	03/17/89	06/02/89	08/11/89	10/26/90	10/26/90	09/27/91
GENERIC SVC						
GENERIC	BCS26	BCS27	BCS29	BCS30	BCS30	BCS32
CONC RATIO						
ENG LSF						
ENG CCS/NAL						
DESIGN BS						
MRAJ	17.71	14.26	12.42	0.00	36.34	0.00
PROCESSOR						
CAP TRUNK	760	840	840	160	1000	1000
OGTL TK UNIT 4		4	0	8	0	0
LLN/LI/SM/NM 1	11	11	11	2	13	13
LSR/LIS/##/##						
LSH/##/##/L32						
TSC/##/##/TSS/NP 64	64	687	687	128	815	815
ILN/##/##/L64						
TOT FRS/SHL 3		1	0	5	1	0
REUSE FR/SHL 0		0	0	0	0	0
GROSS ADDNS 0		1634	130	1003	1003	75
EXT JOB DESC				LPP	LPP	8ERT/64CCC
ZCTDIP						
JOB CAT.	A	P	A	A	M	M

REPORT: PART B  
PAGE: 2 OF 2

BUILDING: NDAO GOLDEN GLADE ENTITY: NDAOFLGG04T  
ENT CUT: 11/21/87 ENT TERM: 01/01/99

LSDP SYSTEM  
GRAPHIC PART B VERSION 1.00  
DATABASE: LIVE

DATE: 11/25/91  
TIME: 19:54:41  
CHART NO.: 31.4  
EQ TYPE: 0200

JOB/ROJ/AT	PMA2110	PMA3029	041PLND
EVENT-NUM	EVT1	EVT1	EVT1
EVENT-DATE	09/18/92	06/11/93	09/06/96
RDYSO/TDATE	09/18/92	06/11/93	09/06/96
REOSD	09/18/92	06/11/93	09/06/96
CAP EXH.	■/■/■	■/■/■	■/■/■
SHIP DATE	06/12/92	02/06/93	05/04/96
JOB DESC.	GENERIC	TRKS	TRKS
NAL TRANS			
TRANS ENT			
LSEI	NTW	NTW	
NAL CAP SE		1160 1160	80 1240
TC		1160 1160	80 1240
LNS	1000 1000	160 1160	80 1240
NOS		0	1240 1240
ML	1000	160 1160	80 1240
CNTRX CAP			
INST. NOS			
UAV ASSCN			
ZFNOS			
INST. LNS	1000	160 1160	80 1240
UAV ASSCN	0	0	0
ZTOTAL FILL		100.00	100.00
LNCAP IN LNS	1000		240 1240
SIZING DATE	02/06/91	02/05/91	05/17/91
NDO DUE	12/14/91	07/11/92	10/07/95
TELCD DUE	02/21/92	11/07/92	02/03/96
TURNOVER	09/18/92	06/11/93	09/06/96
GENERIC SVC			
GENERIC	BCS34	BCS-36	BCS-38
CONC RATIO			
ENG LSF			
ENG CCS/NAL			
DESIGN BS			
MRAJ	10.12	0.00	0.00
PROCESSOR			
CAP TRUNK	1000	160 1160	80 1240
DGTL TK UNIT 0		0	0
LLN/LT/SM/NM	13	2 IS	1 16
LSR/LTS/■/■			
LSH/■/■/L32			
TSC/■/TSS/NP	815	128 943	64 1007
TLN/■/■/L64			
TOT FR/SHL 0		5	3
REUSE FR/SHL 0		0	0
CROSS RODNS 150		900	450
EXT JOB DESC			
ZCTDIP			

JOB CAT. G

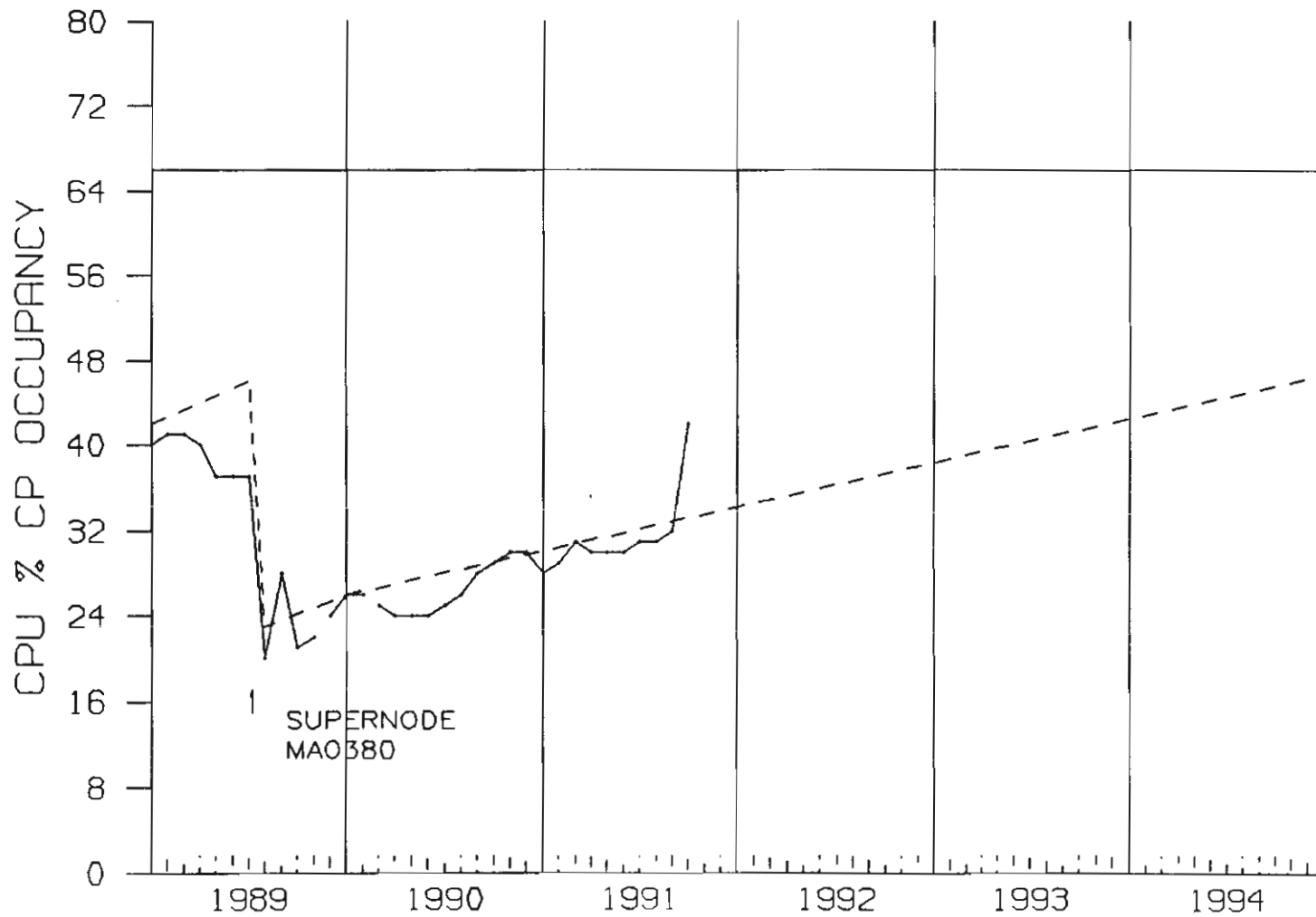
T

T

# GOLDEN GLADES 04T

## CALL PROCESSING CAPACITY

NDADFLGG04T  
SUPERNODE (7/89)  
CHART: 31.4

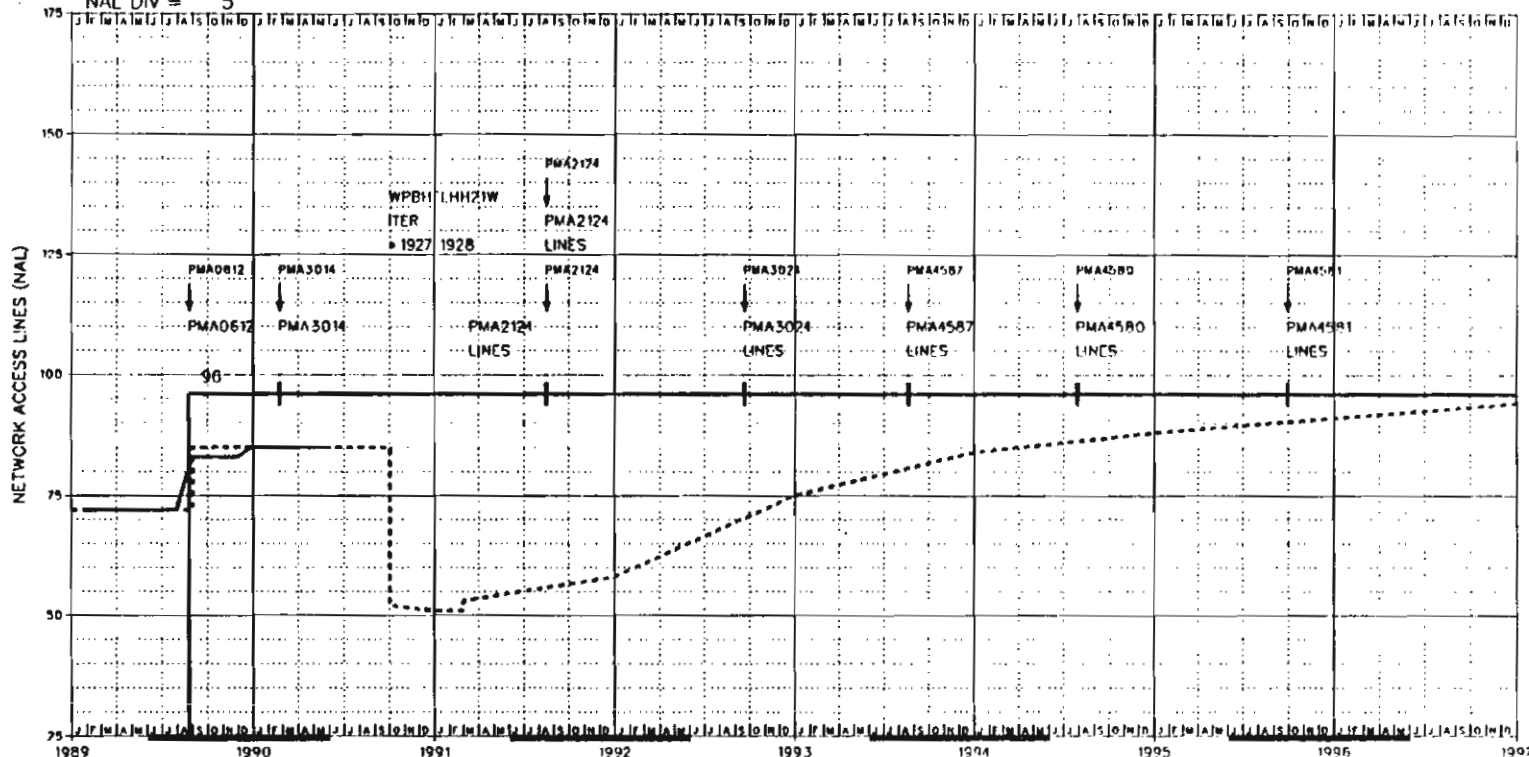


YEAR

ISSUE DATE: DECEMBER 2, 1991



NAL DIV = 5



NOTES:  
 1927 LINKS FOR SE AREA  
 OFFICES TRANSFERRED TO  
 1928 NEW  
 WPBHLGR21W-WPBHLHH21W  
 1924 ALL CAPACITIES IN  
 SIGNALING LINKS

REASON FOR REISSUE:

DATE OF ISSUE: 11/25/91  
 EXCHANGE NORTH DADE  
 DATABASE LIVE  
 CO TYPE: STP  
 NXX:

BUILDING: NDADEGG STATE: FL  
 LATA: SOET/460  
 COMPANY: SBEL AREA: SBFS  
 DIVISION: STNO DISTRICT: NDAD  
 EXHAUST: 01/01/99  
 CONTACT: KJDIIPMA  
 NUMBER: MRWARREN  
 EQ ENGINEER: CBSI AUCHILR

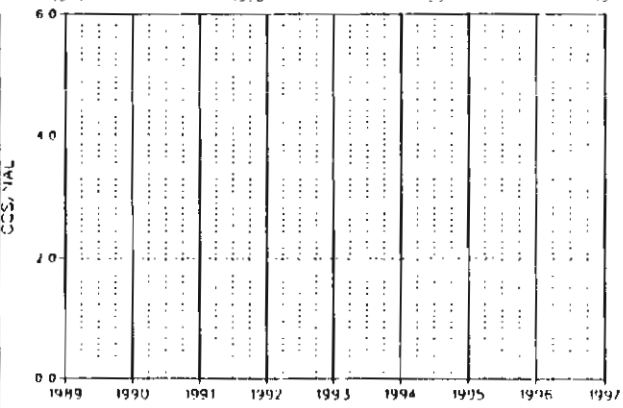
E. A. DATE: \*\*/\*\*/\*\*  
 DIR CLOSE: \*\*/\*\*/\*\*  
 DIR DELIVER: \*\*/\*\*/\*\*  
 NAL FCST: \*\*/\*\*/\*\*  
 CCS FCST: \*\*/\*\*/\*\*  
 ENTITY CUT: 08/28/98  
 ENTITY TERM: 01/01/99

ENTITY: NDADEGG21W  
 CHART: 315

YEAR	1989	1990	1991	1992	1993	1994	1995	1996	1997
NAL LINES	72 (A)	85 (F)	51 (F)	58 (F)	75 (F)	84 (F)	88 (F)	91 (F)	94 (F)
CCS/NAL	0.00	0.00	0.00	0.00	0.00	0.00	0.00	0.00	0.00
CCS STATUS									

NAL/LN RATIO	1989	1990	1991	1992	1993	1994	1995	1996	1997
			1.00000	1.00000	1.00000	1.00000	1.00000	1.00000	1.00000

SVC.	1989	1990	1991	JOBNUM	RDYSD	REQSD	SHIP
DTS				PMA0612	08/25/89	08/25/89	05/26/89
				PMA3014	02/23/90	02/23/90	02/09/90
				PMA3014	04/20/90	04/20/90	03/30/90
				PMA2124	03/15/91	05/16/91	05/31/91
				PMA2174	06/16/91	08/16/91	05/31/91
				PMA3024	09/20/92	09/20/92	07/12/92
				PMA4587	08/20/93	08/20/93	04/30/93
				PMA4580	07/29/94	07/29/94	04/08/94
%IFFM							



REPORT: PART B

PAGE: 1 OF 2

BUILDING: NORD GOLDEN GLADE ENTITY: NORDFLGG21W

ENT CUT: 08/28/88

ENT TERM: 01/01/99

LSDF SYSTEM

GRAPHIC PART A VERSION 1.00

DATABASE: LIVE

DATE: 11/25/91

TIME: 19:54:41

CHART NO.: 31.5

EQ TYPE: SIP

	PMA0612	PMA3014	PMA3014	1990ATI	PMA2124	PMA2124
JOB/ROJ/AT	PMA0612	PMA3014	PMA3014	1990ATI	PMA2124	PMA2124
EVENT-NUM	EVT1	EVT1	EVT2		EVT1	EVT2
EVENT-DATE	08/25/89	02/23/90	04/20/90	10/01/90	03/15/91	08/16/91
RDYSD/TOATF	08/25/89	02/23/90	04/20/90	10/01/90	08/16/91	08/16/91
REQSO	08/25/89	02/23/90	04/20/90	■/■/■	08/16/91	08/16/91
CAP EXH.	■/■/■	■/■/■	■/■/■	■/■/■	■/■/■	■/■/■
SHIP DATE	05/26/89	02/09/90	03/30/90	■/■/■	05/31/91	05/31/91
JOB DESC.	GA	BCS29.5		1TER	BCS-31	OCS-32
NAL TRANS				-24		
TRANS ENT				WPBHF.LHH21W		
LSEI						
NAL CAP SE						
TC						
LNS					96	96
NOS						
HL	96	96	96		96	96
CNTRX CAP						
INST. NOS						
UAV ASSGN						
%FNOS						
INST. LNS	16	96	96		96	96
UAV ASSGN		0	0		0	0
%TOTAL FILL					100.00	100.00
LNCAP IN LNS	16	96	96		96	96
SIZING DATE	11/11/88	02/28/90	03/05/90		10/09/90	11/06/90
NOO DUE	12/02/88				12/01/90	12/01/90
TELCO DUE	12/07/88	03/17/90	03/17/90		01/11/91	01/11/91
TURNOVER	08/25/89	02/23/90	04/20/90		08/30/91	08/30/91
GENERIC SVC		02/23/90	04/20/90		03/15/91	08/16/91
GENERIC	BCS-27	BCS29			BCS31	BCS-32
CONC RATIO						
ENG LSF						
ENG CCS/NAL						
DESIGN BS						
MRAJ	0.00	0.00	0.00		0.00	0.00
PROCESSOR						
CAP TRUNK	0	0	0		0	0
OGTL TK UNIT	0	0	0		0	0
LLN/LI/SM/NM						
LSR/LIS/■/■						
LSH/■/■/L32						
TSC/■/■/SS/NP						
TLN/■/■/L64						
TOT FR/S/SHL	0	0	0		0	0
REUSE FR/SHL	0	0	0		0	0
GROSS ADDNS	180	0	0		0	0
EXT JOB DESC						E29.E55/E24.
%CTOIP						
JOB CAT.	A	G			G	G

REPORT: PART B

PAGE: 2 OF 2

BUILDING: NDAO GOLDEN GLADE ENTITY: NDAOFLGG21W

ENT CUT: 08/28/88

ENT TERM: 01/01/99

LSDP SYSTEM

GRAPHIC PART B VERSION 1.00

DATABASE: LIVE

DATE: 11/25/91

TIME: 19:54:41

CHART NO.: 31.5

EQ TYPE: STP

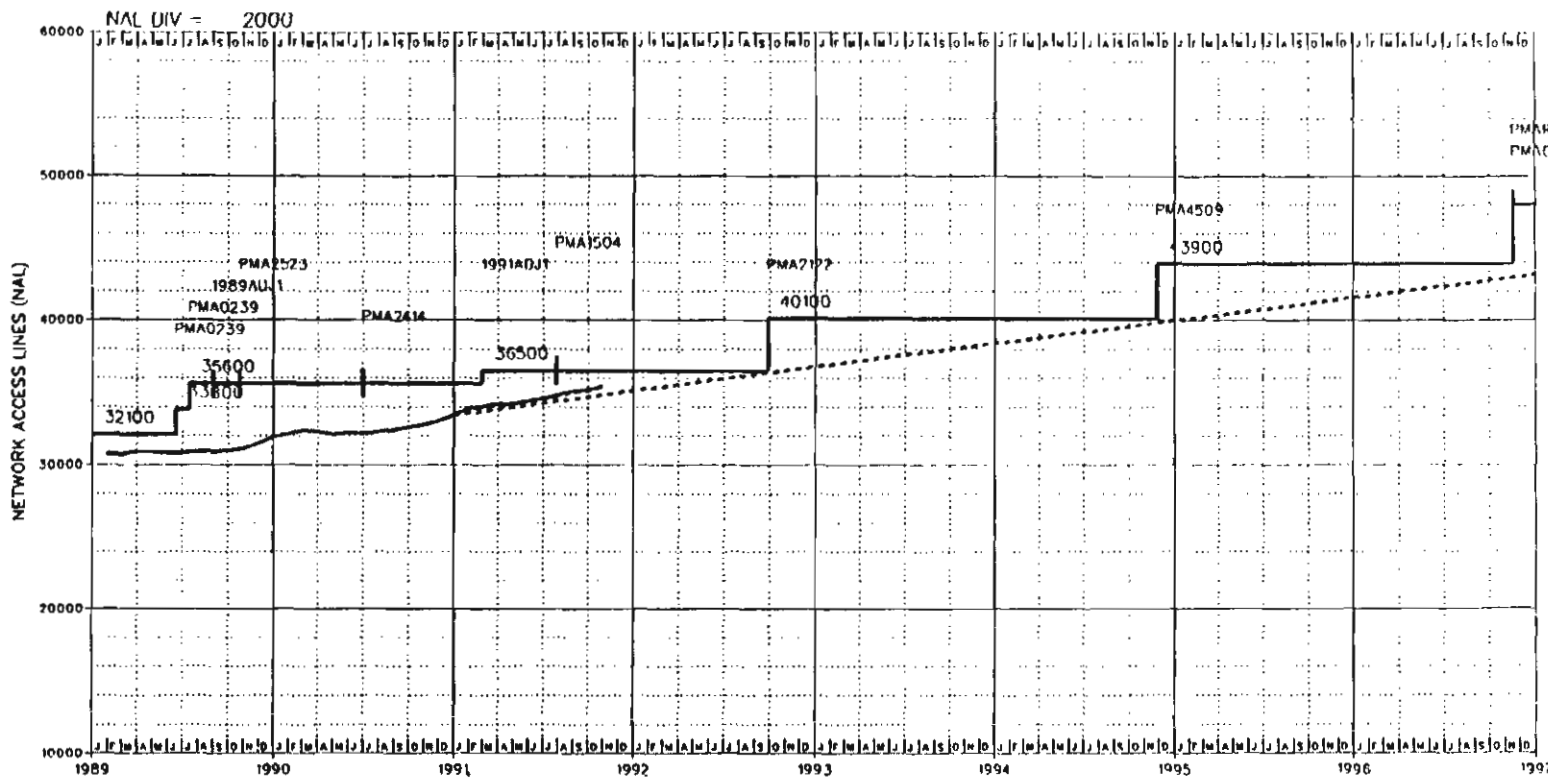
JOB/ROJ/AT	PMA3024	PMA4587	PMA4580	PMA4581
EVENT-NUM	EVT1	EVT1	EVT1	EVT1
EVENT-DATE	09/20/92	08/20/93	07/29/94	09/29/95
ROYSO/YOATE	09/20/92	08/20/93	07/29/94	09/29/95
REQSD	09/20/92	08/20/93	07/29/94	09/29/95
CAP EXH.	##/##/##	##/##/##	##/##/##	##/##/##
SHIP DATE	07/12/92	04/30/93	04/08/94	06/09/95
JOB DESC.	GENERIC			
NAL TRANS				
TRANS ENT				
LSEI				
NAL CAP SE	96	96	96	96
TC	96	96	96	96
LNS	96	96	96	96
NOS	96	96	96	96
ML	96	96	96	96
CNTRX CAP				
INST. NOS				
UAV ASSGN				
%FNOS				
INST. LNS	96	96	96	96
UAV ASSGN				
%TOTAL FILL	100.00	100.00	100.00	100.00
LNCAP IN LNS	96	96	96	96
SIZING DATE	07/26/91	07/26/91	07/26/91	07/26/91
NDO OUE	01/18/92	08/22/92	07/31/93	10/01/94
TELCO OUE	05/31/92	01/01/93	12/10/93	02/10/95
TURNOVER	09/20/92	08/20/93	07/29/94	09/29/95
GENERIC SVC	09/19/92	08/20/93	07/29/94	09/29/95
GENERIC	BCS-32	BCS-34	BCS-34	BCS-36
CONC RATIO				
ENG LSF				
ENG CCS/NAL				
DESIGN BS				
MRAJ	0.00	0.00	0.00	0.00
PROCESSOR				
CAP TRUNK	0	0	0	0
OCTL TK UNIT 0				
LLN/LT/SM/NM				
LSR/LTS/##/##				
LSH/##/L32				
TSC/##/TSS/NP				
TLN/##/L64				
TOT FR/SHL 0		0	0	0
REUSE FR/SHL 0		0	0	0
GROSS ADDNS 50		50	50	50
EXT JOB DESC				
%CTOIP				

JOB CAT. G

M

M

M



NOTES:

PMA4509  
-NEW

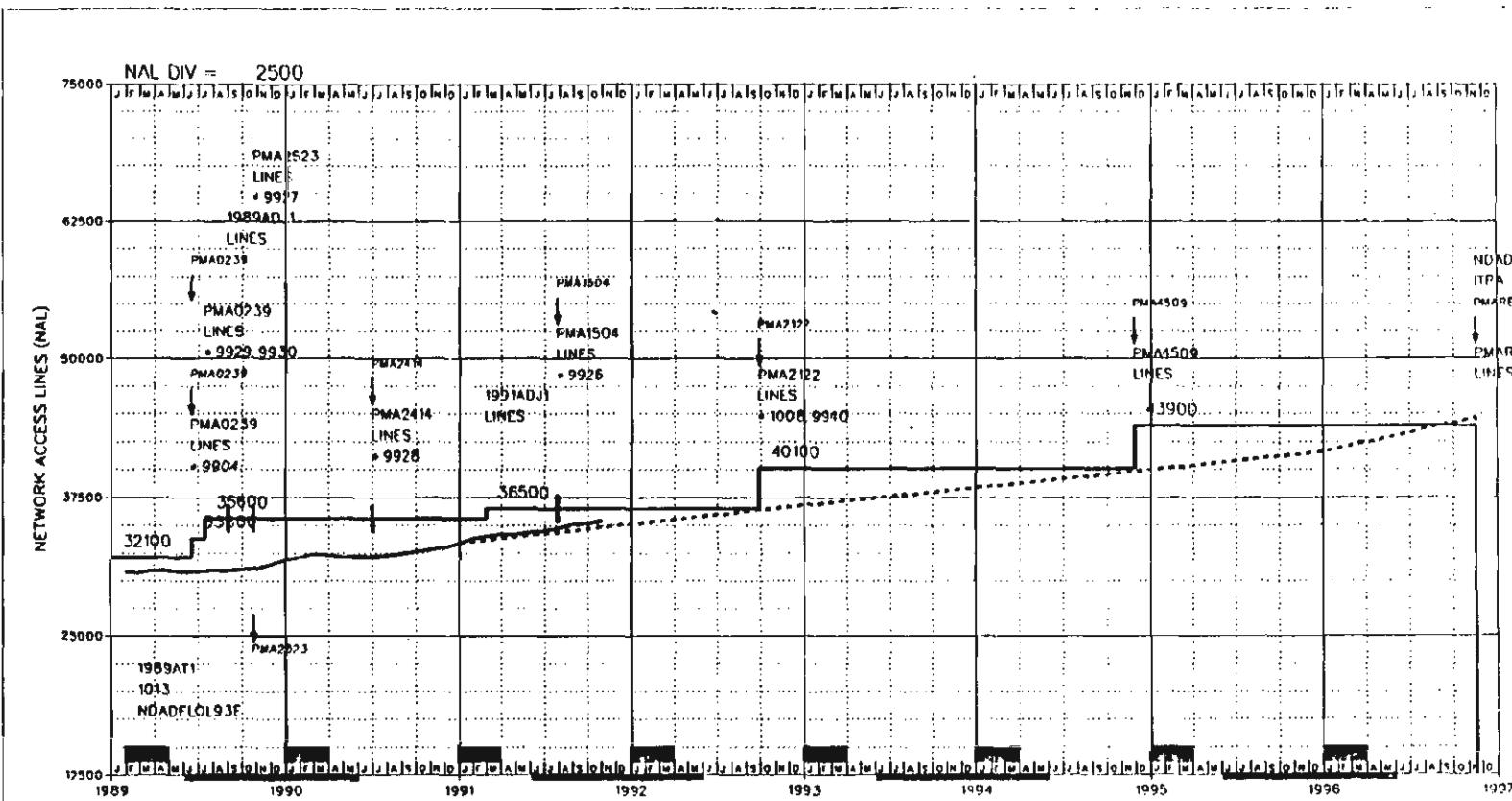
REASON FOR REISSUE:

DATE OF ISSUE: 11/25/91  
EXCHANGE: NORTH DADE  
DATABASE: 11VF

BUILDING: NDADFL01 STATE: FL  
LATA: SOE1/460  
COMPANY: SBEL AREA: SBF5  
DIVISION: SFNO DISTRICT: NDAD  
EXHAUST: 01/01/99

YEAR	1989		1990		1991		1992		1993		1994		1995		1996	
NAL/GAIN	30520	1361	31881	1513	33394	1716	35110	1690	36800	1579	38379	1584	39963	1585	41548	1585
NAL/LN RATIO																

BUILDING: NDADFL01 CHART: 32.0



NOTES:  
 1008 JOB TIMED FOR DCI  
 1013 PARTY LINE TO PRIVATE  
 LINE CONVERSION.  
 9904 CCS7 TRUNK SIGNALING  
 9926 CCS ACCESS CAPABILITY  
 9927 ADVANCED TOLL INTEGRITY  
 CHECKING SYSTEM  
 9928 ONA EQUIPMENTS  
 9929 TOUCHSTAR PHASE I & II  
 9930 CALL FR ID (CLID & CND)  
 9940 CALL FWD-DONT-ANSWER  
 AFTER CALL WAITING  
 1127 BELLSOUTH MOR LINES 343  
 & 542 NXX'S  
 1323 LOCAL DIAL-IT 976 NXX

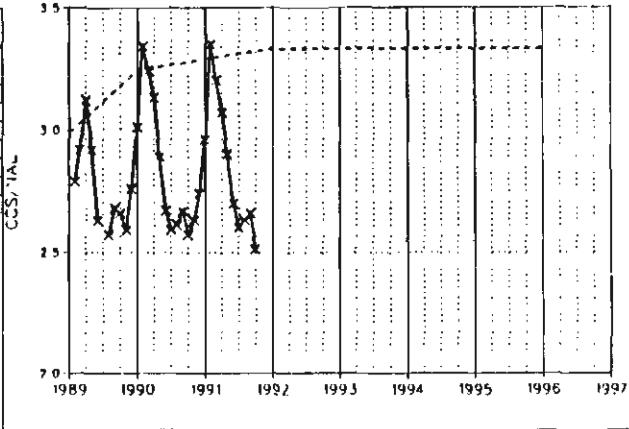
REASON FOR REISSUE:  
 1837 19251 NE 26 AVE OPH  
 1000-1100

DATE OF ISSUE: 11/25/91  
 EXCHANGE: NORTH DADE  
 DATABASE: LIVE  
 EQ TYPE: 1AES  
 NXX:

332X 333X 343X 542S 641 931  
 932 933 934X 935 936 937  
 965X 976X  
 ROUTING: NDADFL093E STATE: FL  
 LATA: SOET/460  
 COMPANY: SBEL AREA: SBLS  
 DIVISION: SFNO DISTRICT: NDAD  
 EXHAUST: 01/01/99  
 CONTACT: KJDI/PRIMA  
 NUMBER: SADAVIS  
 EQ ENGINEER: CHMITH/HELL

E A DATE: 07/15/85  
 DIR CLOSE: 05/14/92  
 DIR DELIVER: 10/02/92  
 NAL FCST: 06/15/91  
 CCS FCST: 07/25/90  
 ENTITY CRT: 03/23/87  
 ENTITY TEPM: 11/17/96  
 LATEST NAL: 35399  
 SWITCH HOST  
 ENTITY: CHART:  
 NDADFL093E 32.1

YEAR	1989	1990	1991	1992	1993	1994	1995	1996	1997
NAL	30520 (A)	31881 (A)	33394 (A)	35110 (F)	36800 (F)	38379 (F)	39963 (F)	41548 (F)	
LINE	30520	31881	33394	35110	36800	38379	39963	41548	
CCS/NAL	2.99	3.24	3.29	3.33	3.33	3.33	3.33	3.33	
CCS STATUS	A	A							
NAL/LN RATIO: 1.00000 1.00000 1.00000 1.00000 1.00000 1.00000 1.00000 1.00000 1.00000									
SVC.	1989	1990	1991	JOBNUM RDYSU REQSD SHP					
DTS	01 02 03 04 05 06 07 08 09 10 11 12	01 02 03 04 05 06 07 08 09 10 11 12	01 02 03 04 05 06 07 08 09 10 11 12	PMA0739 06/17/89 06/11/89 03/11/89 PMA0239 07/15/89 06/17/89 03/11/89 PMA2523 10/25/89 10/25/89 10/11/89 PMA2414 07/01/90 07/01/90 04/21/90 PMA1504 07/26/91 07/26/91 03/09/91 PMA2122 09/27/92 09/27/92 06/20/92 PMA4509 11/27/94 11/27/94 06/20/94 PWAREPL 11/17/96 11/17/96 01/22/96					
IML	01 02 03 04 05 06 07 08 09 10 11 12	01 02 03 04 05 06 07 08 09 10 11 12	01 02 03 04 05 06 07 08 09 10 11 12						
%IFFM	01 02 03 04 05 06 07 08 09 10 11 12	01 02 03 04 05 06 07 08 09 10 11 12	01 02 03 04 05 06 07 08 09 10 11 12						



REPORT: PARTB  
 PAGE: 1 OF 2  
 BUILDING: NORO OLETA  
 ENT CUT: 03/21/82

ENTITY: NOROFLOL93E  
 ENT TERM: 11/17/96

LSOF SYSTEM  
 GRAPHIC PART 8 VERSION 1.00  
 DATABASE: LIVE

DATE: 11/25/91  
 TIME: 19:54:41  
 CHART NO.: 32.1  
 EQ TYPE: IAES

JOB/AOJ/AT	1989AT1	PMA0239	PMA0239	1989AOJ1	PMA2S23	PMA2414
EVENT-NUM		EVT1	EVT2	EVT1	EVT1	EVT1
EVENT-DATE	02/28/89	06/17/89	07/15/89	09/01/89	10/25/89	07/01/90
ROYSO/TOATE	02/28/89	07/15/89	07/15/89	09/01/89	10/25/89	07/01/90
REQSO	**/**/**	06/17/89	06/17/89	**/**/**	10/25/89	07/01/90
CAP EXH.	**/**/**	**/**/**	**/**/**	**/**/**	**/**/**	**/**/**
SHIP DATE	**/**/**	03/11/89	03/11/89	**/**/**	10/11/89	04/21/90
JOB DESC.	CNTX	GA	GA	REACH	ATICS	IRKS
NAL TRANS	36					
TRANS ENT	NOROFLOL93E					
LSEI		SCA	SCA	SCA	SCA	SCA
NAL CAP SE		2000 35500	2000 37500	3800 37500		
TC		2500 42700	2200 44900		37500 48700	37500 48700
LNS		1700 33800	1800 35600		48700 35600	48700 35600
NOS					37100 37100	37100 37100
ML		1700 33800	1800 35600		35600 35600	35600 35600
CNTRX CAP					4000 4000	4000 4000
INST. NOS		4000 50000	4000 50000		50000 50000	50000 50000
UAV ASSGN		6300 6300	6300 6300		6377 6377	6377 6377
%FNOS		85.00	85.00	85.00	77 85.00	85.00
INST. LNS		2048 38912	2048 40960		85.00 40960	85.00 40960
UAV ASSGN		922 922	102 1024		78 1102	1102
%TOTAL FILL		88.97	89.80	89.80	88.97 35600	89.80 35600
LNCAP IN LNS		1700 33800	1800 35600			
SIZING DATE		02/20/88	08/20/87			10/09/89
NOO DUE		04/23/88	04/23/88			12/02/89
TELCO DUE		08/20/88	08/20/88		09/25/89	12/23/89
TURNOVER		07/15/89	07/15/89		12/17/89	11/11/90
GENERIC SVC						07/01/90
GENERIC		1AE10	1AE10.04		1AE10.04	1AE10.07
CONC RATIO		4:1	4:1		4:1	4:1
ENG LSF						
ENG CCS/NAL		3.28	3.28	3.02	3.28	3.02
DESIGN BS						
MRAJ		0.00	38.44	0.00	0.00	0.00
PROCESSOR		-65000 100000	100000	100000	100000	100000
CAP TRUNK		20 220	220	220	220	20 240
OCTL TK UNIT		1	0	0	0	1
LLN/LT/SM/NM		1 10	10	10	10	10
LSR/LTS/*/*		2 38	2 40	40	-2 38	2 40
LSH/*/*L32			0	0		0
TSC/*/*TSS/NP		36	36	36	36	4 40
TLN/*/*L64		2048	2048	2048	2048	2048
TBT FRS/SHL		0	11	0	0	2
REUSE FR/SHL		0	4	0	0	1
GROSS ADDNS		0	724	0	13	200
EXT JOB DESC		1/2 LLN/AQVA	GROWTH/ADDIT			
%CTDIP		7.75	7.75	7.75	7.75	7.75

JOB CAT.

A

A

M

T

REPORT: PARTB  
 PAGE: 2 OF 2  
 BUILDING: NOAO BLETA  
 ENT CUT: 03/21/82

ENTITY: NOAOFL093E  
 ENT TERM: 11/17/96

LSDF SYSTEM  
 GRAPHIC PARY B VERSION 1.00  
 DATABASE: LIVE

DATE: 11/25/91  
 TIME: 19:54:41  
 CHART NO.: 32.1  
 EQ TYPE: 1AES

JOB/AOJ/AT 1991AOJ1  
 EVENT-NUM EVT1  
 EVENT-DATE 02/28/91  
 RDYSO/TOATE 02/28/91  
 REOSD ■■/■■/■■

PMA1504  
 EVT1  
 07/28/91  
 07/28/91  
 07/28/91

PMA2122  
 EVT1  
 09/27/92  
 09/27/92  
 09/27/92

PMA4509  
 EVT1  
 11/27/94  
 11/27/94  
 11/27/94

1996AT1  
 EVT1  
 11/17/96  
 11/17/96  
 11/17/96

PHAREPL  
 EVT1  
 11/17/96  
 11/17/96  
 11/17/96

CAP EXH. ■■/■■/■■  
 SHIP DATE ■■/■■/■■  
 JOB OESC CT/OIP

■■/■■/■■  
 03/09/91  
 TRKS

■■/■■/■■  
 06/20/92  
 GA

■■/■■/■■  
 08/20/94  
 GA

■■/■■/■■  
 ■■/■■/■■  
 1TRA  
 -44630  
 NOAOFL0L050

■■/■■/■■  
 01/27/96  
 DISP

LSET SCA  
 NAL CAP SE 37500  
 TC 48700  
 LNS 900 36500  
 NOS 37100  
 ML 900 36500

COR 3800 41300  
 1300 50000  
 36500  
 37100  
 36500

COR 4400 45700  
 50000  
 3600 40100  
 8500 45600  
 3600 40100

COR 700 46400  
 3000 53000  
 3800 43900  
 8500 54100  
 3800 43900

SCA -46400 0  
 -53000 0  
 -43900 0  
 -54100 0  
 -43900 0

CNTRX CAP 4000  
 INST. NOS 50000  
 UAY ASSGN 6377

10000 60000  
 6377

4000 4000  
 60000 60000  
 6377

4000 4000  
 60000 60000  
 6377

-4000 0  
 -60000 0  
 -6377 0

%FNOS 85.00  
 INST. LNS 40960  
 UAY ASSGN 1102

85.00 40960  
 1102

85.00 4096  
 102 1204

85.00 4096 49152  
 103 1307

49152 0  
 -1307 0

XTOIAL FILL 91.36  
 LNCAP IN LNS 900 36500

91.53 36500

91.36 3600 40100

91.83 3800 43900

91.83  
 -43900 0

SIZING DATE  
 NDO OUE  
 TELCO DUE  
 TURNOVER

01/23/91  
 05/05/90  
 11/24/90  
 07/28/91

06/05/91  
 08/17/91  
 12/14/91  
 09/27/92

07/01/91  
 10/16/93  
 02/12/94  
 11/27/94

03/12/91  
 03/25/95  
 07/22/95  
 07/28/96

GENERIC SVC 1AE11  
 CONC RATIO 4:1  
 ENG LSF

07/28/91 1AE11  
 4:1

09/27/92 1AE11  
 4:1

11/27/94 1AE11  
 4:1

11/17/96

ENG CCS/NAL 3.02  
 DESIGN BS 0.00  
 MRAJ 0.00

3.24 30.59

3.24 25.99

3.24 23.69

0.00  
 0.00

PROCESSOR 100000  
 CAP TRUNK 240  
 OGTL TK UNIT 0  
 LLN/LI/SM/NM 10  
 LSR/LTS/■/■ 40  
 LSH/■/■/L32 0  
 TSC/■/TSS/NP 40  
 TLN/■/■/L64 2048

20 100000  
 260  
 1  
 10  
 40  
 0  
 40  
 2048

1 100000  
 260  
 1 11  
 4 44  
 0  
 40  
 2048

0 100000  
 260  
 0  
 1 12  
 4 48  
 0  
 8 48  
 2040

-100000 0  
 -260 0  
 0  
 -12 0  
 -48 0  
 0  
 -48 0  
 -2048 0

TOT FRS/SHL 0  
 REUSE FR/SHL 0  
 GROSS ADDNS 0  
 EXT JOB OESC  
 XCTOIP 5.47

1  
 1  
 70  
 YRKS/1 OCT  
 5.47

3  
 3  
 250  
 LINES  
 5.64

5  
 5  
 350  
 5.17

0  
 0  
 0  
 0.00

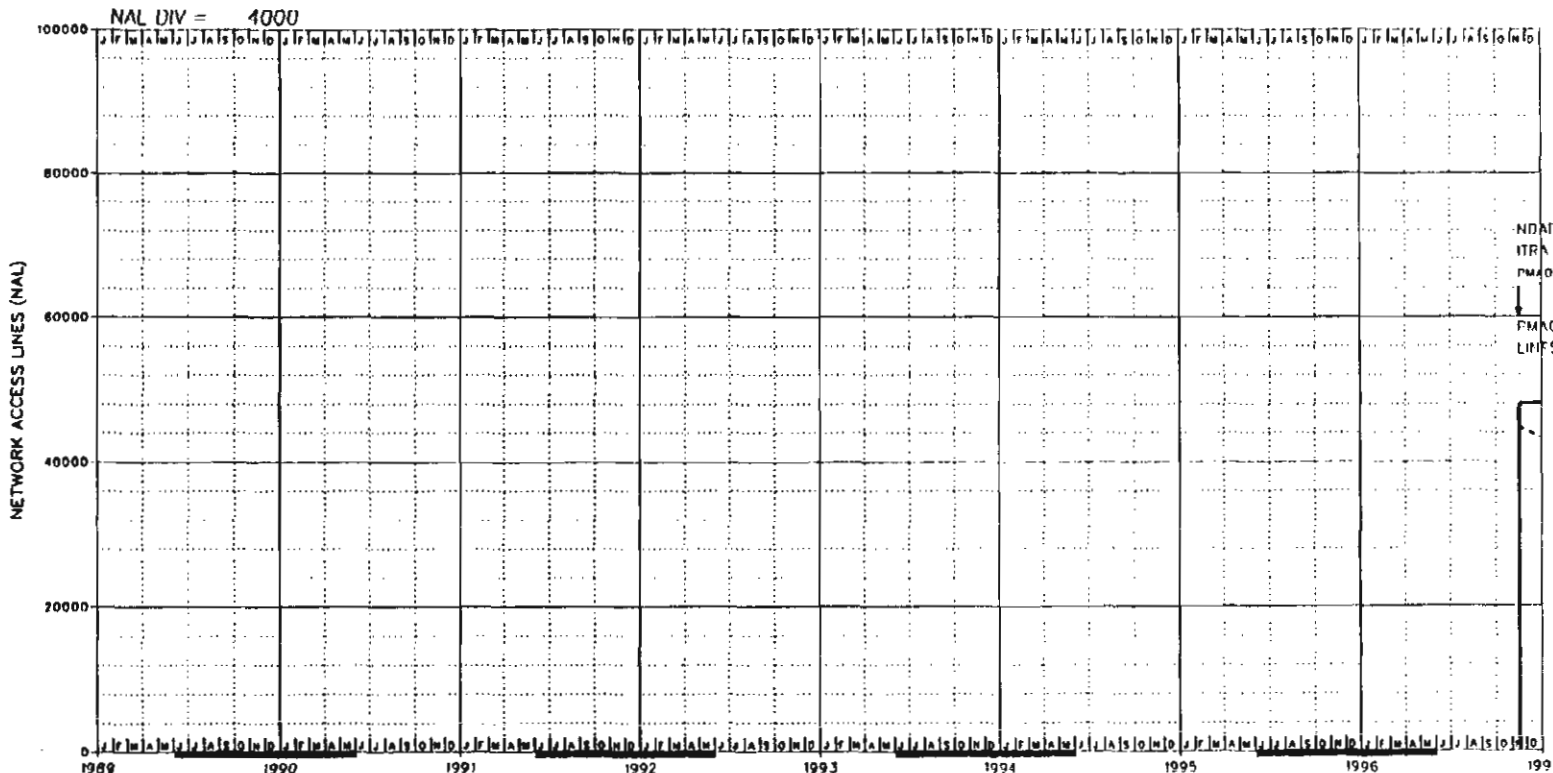
JOB CAT.

1

A

A

0



NOTES:

NDAD10193F  
ITRA  
PMAOL-NEW  
PMAOL-NEW  
LINES

REASON FOR REISSUE:

DATE OF ISSUE: 11/25/91  
EXCHANGE: NORTH DADE  
DATABASE: LIVE  
EO TYPE: DGTL  
NXX:  
332F 343F 542S 931F 932F 933F  
934F 935F 936F 937F 965F 976X

BUILDING: NDAD101 STAIR: FI  
LATA: SOET/460  
COMPANY: SBEL AREA: SBFS  
DIVISION: SFNO DISTRICT: NDAD  
EXHAUST: 01/01/99  
CONTACT: KJDI/PRIMA  
NUMBER: UNKNOWN  
EO ENGINEER: UNKNOWN

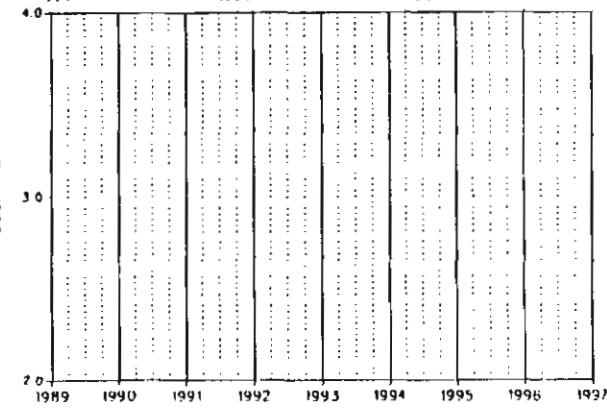
E A DATE: 07/15/85  
DIR CLOSE: \*\*/\*\*  
DIR DELIVER: \*\*/\*\*  
NAL FCST: 05/28/91  
CCS FCST: 07/25/90  
ENTITY CUT: 11/17/96  
ENTITY TEPM: 01/01/99  
LATEST NAL SWITCH HOST  
ENTITY:

CHART: NDAD1-LOLDSO 32.2

YEAR	1989	1990	1991	1992	1993	1994	1995	1996	1997
NAL LINES									45133 (F)
CCS/NAL									3.00
CCS STATUS									
NAL/LN RATIO									1.00000

SVC.	1989	1990	1991	JOBNUM	RDYSO	REDSO	SHIP
DTS				PMAOL-NEW	11/17/96	11/17/96	**/**
IML				ENDJOB	11/17/96	11/17/96	01/27/98
%IFM							





REPORT: PARTB  
 PAGE: 1 OF 1  
 BUILDING: NOAO OLETA  
 ENT CUT: 11/17/96

ENTITY: NOAOFLOLSD  
 ENT TERM: 01/01/99


LSDF SYSTEM  
 GRAPHIC PART B VERSION 1.00  
 DATABASE: LIVE

DATE: 11/25/91  
 TIME: 19:54:41  
 CHART NO.: 32.2  
 EO TYPE: DCTL


JOB/ROJ/AT	1996AT1	PMAOL-NEW	ENOJ08
EVENT-NUM		EVT1	EVT1
EVENT-DATE	11/17/96	11/17/96	11/17/98
ROYSD/TOATE	11/17/96	11/17/96	11/17/98
REQSD	##/##/##	11/17/96	11/17/98
CAP EXH.	##/##/##	##/##/##	##/##/##
SHIP DATE	##/##/##	##/##/##	01/27/98
JOB DESC.	ITRA	REPL	ENO JOB
NAL TRANS	44630		
TRANS ENT	NOAOFLDL93E		
LSEI			
NAL CAP SE		54500	54500
TC		56500	56500
LNS		48000	48000
NOS		54100	54100
ML		48000	48000
CNTRX CAP		4000	4000
INST. NOS		60000	60000
UAY ASSGN			
ZFNOS			
INST. LNS		51680	51680
UAY ASSGN		1144	1144
ZTOTAL FILL		87.27	87.27
LNCAP IN LNS		48000	48000
SIZING DATE		03/11/91	07/18/91
NOD DUE		03/25/95	
TELCO DUE		07/22/95	
TURNOVER		07/28/96	11/17/98
GENERIC SVC		11/17/96	
GENERIC		5E10	5E10
CONC RATIO			
ENG LSF			
ENG CCS/NAL		3.24	3.24
DESIGN BS			
MRAJ		23.98	0.00
PROCESSOR		100000	100000
CAP TRUNK		304	304
OCTL TK UNIT		36	
LLN/LI/SM/NM		32	32
LSR/LTS/##		0	0
LSH/##/L32		0	0
TSC/##/TSS/NP		244	244
TLN/##/L64			
TOT FR/SHL		104	0
REUSE FR/SHL		0	0
GROSS ROOMS		4740	0
EXT JOB DESC			
ZCTOIP		5.17	5.17

JOB CAT.

1



YEAR	1989	1990	1991	1992	1993	1994	1995	1996	1997
NAL									38820 (F)
ANAL LINES									38820
CCS/NAL									3.33
CCS ACTUAL									
NAL/LN RATIO									1.00000



YEAR	1989	1990	1991	1992	1993	1994	1995	1996	1997
NAL									4313 (F)
DGTL CCS/NAL									0.00
CCS ACTUAL									
SLC SYS									45
URBAN SYS									0
NAL/LN RATIO									1.00000

NOTES:

NDAD  
LRLS  
PMAU  
LINES

REASON FOR REISSUE:

DATE OF ISSUE: 11/25/91  
EXCHANGE: NORTH DADE  
DATABASE: LIVE  
EO TYPE: DGTL

ANALOG

BUILDING: NDAD OLETA  
SWITCH HOST: LRLS  
FCST DATE: 05/28/91  
LATEST ANAL: -9998998  
CONTACT: KJDD/PRIMA  
CONTACT NO.: UNKNOWN  
EQUIP ENGR: UNKNOWN

DIGITAL

DLFCST DATE: \*\*/\*\*/\*\*  
LATEST DNAL: -9998998  
LATEST SLC: -9998998  
LATEST URBAN: -9998998  
LATEST CITY: -9998998

ENTITY: NDAD-LRLS  
CHART: 322

REPORT: PARTB  
 PAGE: 1 OF 1  
 BUILDING: NOAO OLETA  
 ENT CUT: 11/17/96

ENTITY: NOAOFLOL50  
 ENT TERM: 01/01/99

LSDP SYSTEM  
 DIGITAL PART B VERSION 1.00  
 DATABASE: LIVE

DATE: 11/25/91  
 TIME: 19:54:41  
 CHART NO.: 32.2  
 EQ TYPE: DCTL

JOB/ADJ/AT	1996ATI	PMAOL-NEW	ENOJOB
EVENT-NUM		EVT1	EVT1
EVENT-DATE	11/17/96	11/17/96	11/17/98
ROYSO/TOATE	11/17/96	11/17/96	11/17/98
REOSO	##/##/##	11/17/96	11/17/98
CAP EXH.	##/##/##	##/##/##	##/##/##
SHIP DATE	##/##/##	##/##/##	01/27/98
JOB DESC.	ITRA	REPL	ENO JOB
TRANS ENT	NOAOFLOL93E		

ANALOG SECTION -----

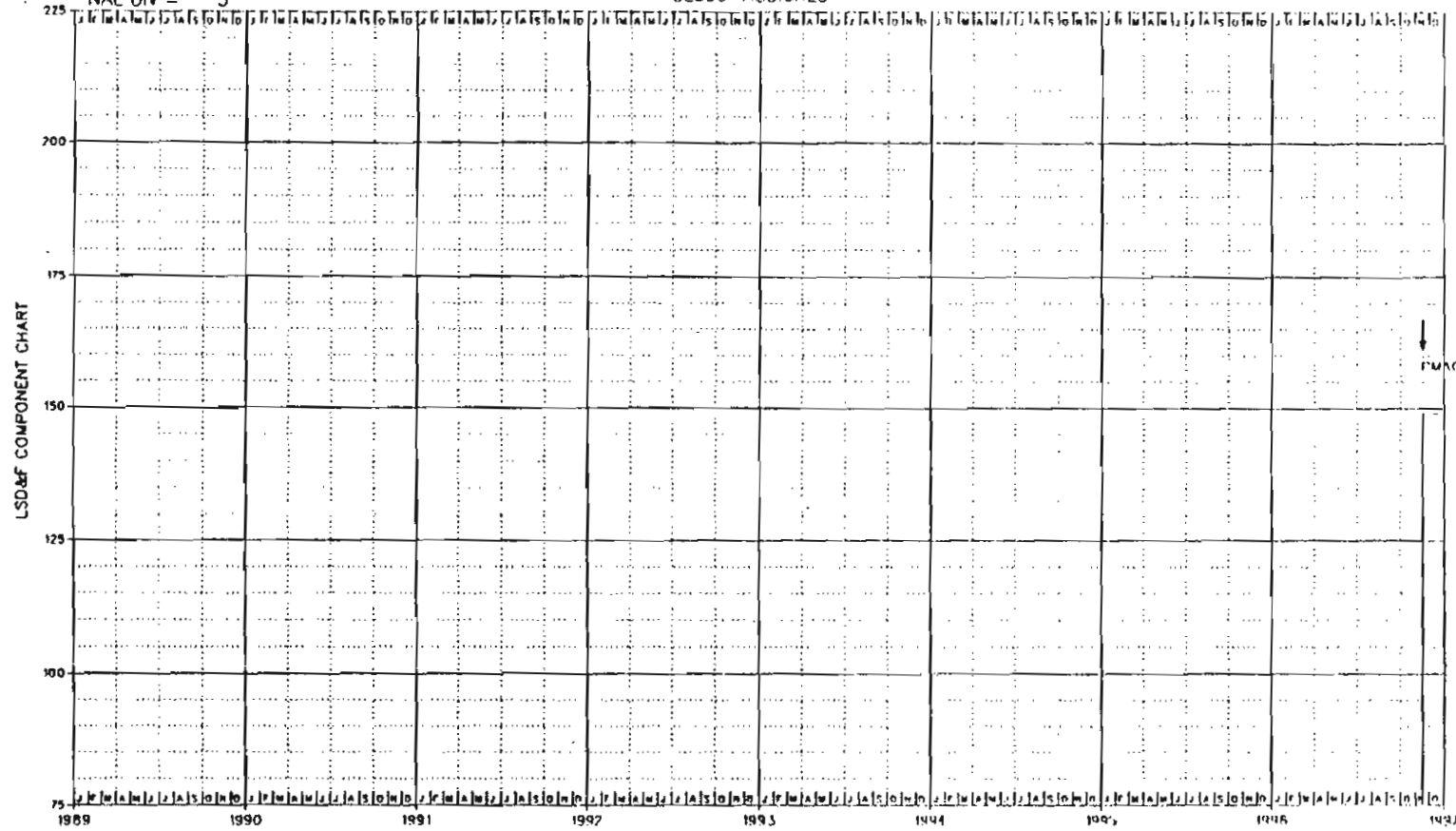
NAL TRANS	40400			
NAL CAP IC		42500	42500	42500
LNS		38800	38800	38800
ML		38800	38800	38800
LINE UNITS				
INST. LNS		43520	43520	43520
URV ASSGN		1048	1048	1048
ZFILL		91.50	91.50	91.50
ALNCAP LNS		38800	38800	38800
RENG CCS NAL		3.40	3.40	3.40
ANLG DEF LNS		0	0	0
ISON CAP IC		0	0	0
ISON CAP LNS		0	0	0
ISON CAP ML		0	0	0
ISON LN MOO		0	0	0
ISON INS LNS		0	0	0
ISON URV LNS		0	0	0
ISON ZFILL		0	0	0
ISON ENG CCS		0	0	0

DIGITAL SECTION -----

NAL TRANS	4230			
NAL CAP IC		14000	14000	14000
LNS		9200	9200	9200
ML		9200	9200	9200
LINE UNITS		26	26	26
INST. LNS		8160	8160	8160
URV ASSGN		96	96	96
ZFILL		65.00	65.00	65.00
DLNCAP LNS		9200	9200	9200
DENG CCS NAL		3.25	3.25	3.25
CAP SLC SYS		149	149	149
ENG SLC MD 1		149	149	149
ENG SLC MD2		0	0	0
DEF SLC SYS		0	0	0
CAP URBN SYS		0	0	0
DEF URBN SYS		0	0	0
CAP DHS112		0	0	0
SLC DLU		26	26	26
URBAN DLU		0	0	0

NAL DIV = 5

SLC96--ASSIGNED



NOTES:

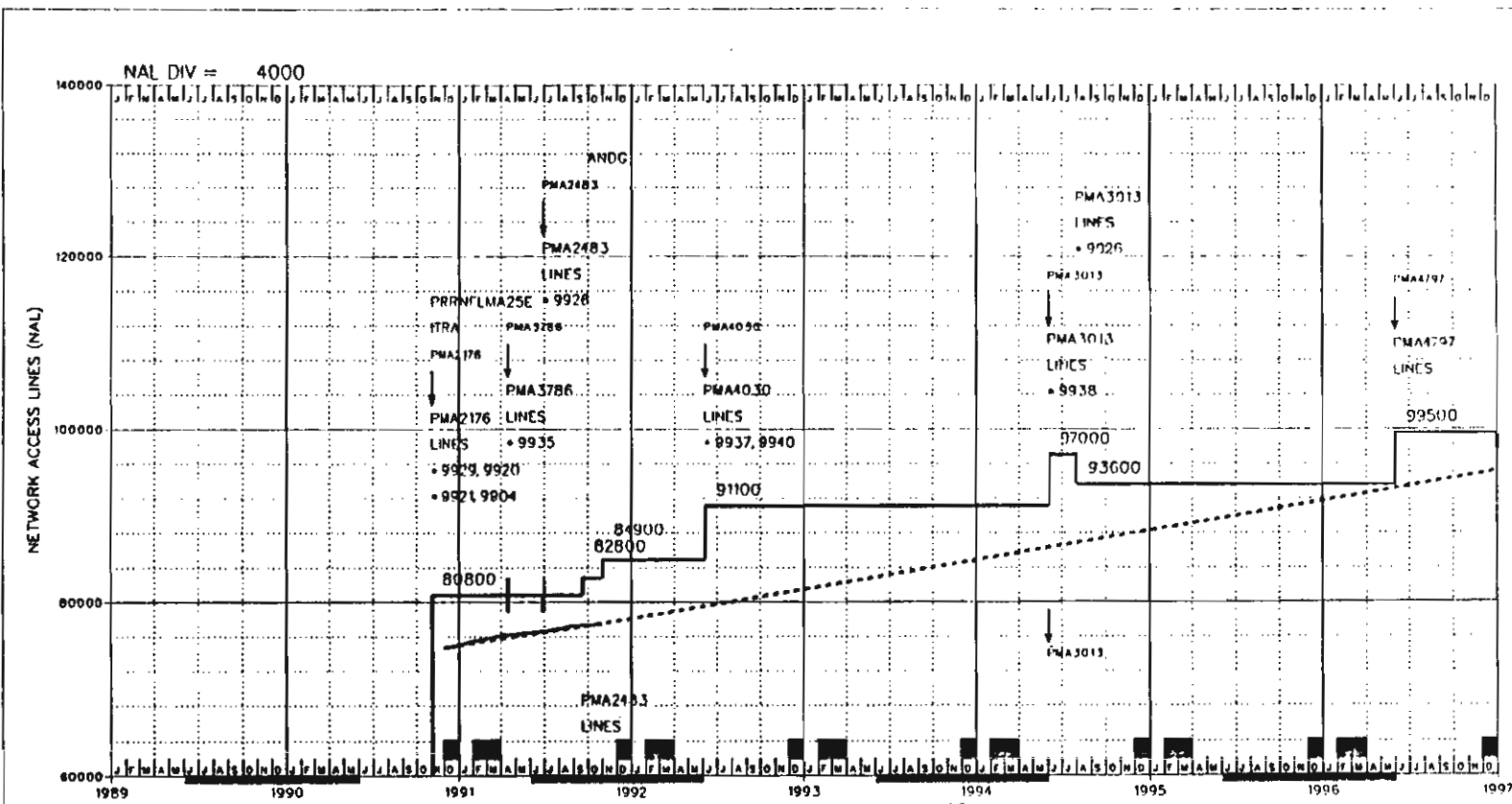
REASON FOR REISSUE:

DATE OF ISSUE: 11/25/91  
 EXCHANGE: NORTH DADE  
 DATABASE: LIVE  
 EQ TYPE: DCSII  
 NXX 352F 3435 5425 931F 932F  
 933F 934F 935F 936F 937F 960F  
 976X

BUILDING: NDADE101 STATE: FL  
 LAIA: 50E1/460  
 COMPANY: SRFL AREA: SBFS  
 DIVISION: SFNO DISTRICT: ROAD  
 EXHAUST: 01/01/99  
 CONTACT: KJDP/PRIMA  
 NUMBER: UNKNOWN

YEAR	1989	1990	1991	1992	1993	1994	1995	1996
DEMAND/CAM								
SLC MODE 1C								
SLC MODE 1F								
SLC MODE 2C								
SLC MODE 2F								

ENTITY: NDADE/OLDSDO CHART: 52.2



- NOTES:
- 9904 CCS7 TRUNK SIGNALING
  - 9920 SSP/BOO LOCATION
  - 9921 RINGMASTER
  - 9926 CCS ACCESS CAPABILITY
  - 9929 TOUCHSTAR PHASE I & II
  - 9935 1+ COIN EQUAL ACCESS
  - 9937 CARRIER IDENT. CODE (CIC) EXPAN. (FG B)
  - 9938 ISDN PRIMARY RATE INTERFACE (PRI)
  - 9940 CALL FWD-DON'T-ANSWER AFTER CALL WAITING

PEASON FOR REISSUE:  
1847 16645 S. FEDERAL HWY.  
OBH 2000-2100

DATE OF ISSUE: 11/25/91  
EXCHANGE: PERRINE  
DATABASE: LIVE  
EO TYPE: D100

NXX:

232	233	235	238	251	252
253	254	255	256	378	

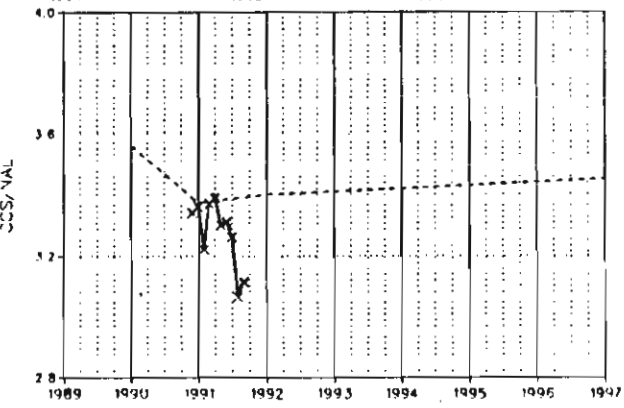
BUILDING: PRRN: LMA STAT: FI  
LATA: SOET/460  
COMPANY: SBEL AREA: SBFS  
DIVISION: SF50 DISTRICT: SOAD  
EXHAUST: 01/01/99  
CONTACT: JRSIOUT  
NUMBER: SHPICKETT  
EQ ENGINEER: JLKERN

E. A. DATE: 11/03/90  
DIR CLOSE: 05/14/92  
DIR DELIVER: 09/11/92  
NAL FCST: 06/15/91  
CCS FCST: 08/01/90  
ENTITY CUT: 11/03/90  
ENTITY TERM: 01/01/99  
LATEST NAL: 77460  
SWITCH HUST:   
ENTITY:   
CHART:   
PRRN: LMA DSO: 33.0

YEAR	1989	1990	1991	1992	1993	1994	1995	1996	1997
NAL	(F) 0	(F) 74904 (A)	78091 (E)	81439 (F)	84854 (E)	88269 (E)	91664 (F)	95122 (F)	
LINES		74904	78091	81439	84854	88269	91664	95122	
CCS/NAL		3.56	3.37	3.40	3.41	3.42	3.43	3.44	3.45
CCS STATUS			A						

NAL/LN RATIO	1.00000	1.00000	1.00000	1.00000	1.00000	1.00000	1.00000	1.00000	1.00000
--------------	---------	---------	---------	---------	---------	---------	---------	---------	---------

SVC.	1989	1990	1991	JOBNUM	RDYSD	REQSD	SHIP
DTS				PMA2176	11/03/90	11/03/90	01/05/90
				PMA3786	04/15/91	04/15/91	01/11/91
				PMA2483	08/29/91	08/29/91	08/28/91
				PMA2483	09/20/91	09/29/91	08/02/91
IML				PMA2483	11/01/91	06/29/91	08/02/91
				PMA4030	06/03/92	08/03/92	12/06/91
				PMA3013	06/03/94	06/03/94	03/04/94
%IFFM				PMA3013	06/01/94	06/03/94	03/04/94



REPORT: PARTB  
 PAGE: 1 OF 2  
 BUILDING: PERRINE MAIN  
 ENT CUT: 11/03/90

ENTITY: PRNFLMA050  
 ENT TERM: 01/01/99

LSDP SYSTEM  
 GRAPHIC PART B VERSION 1.00  
 DATABASE: LIVE

DATE: 11/25/91  
 TIME: 19:03:40  
 CHART NO.: 33.0  
 EQ TYPE: 0100

JOB/AOJ/AT 1990AT1  
 EVENT-NUM  
 EVENT-DATE 11/03/90  
 ROYSO/TOATE 11/03/90  
 REOSO  
 CAP EXH. \*\*/\*\*/\*\*  
 SHIP DATE \*\*/\*\*/\*\*  
 JOB DESC. ITRA  
 NAL TRANS 74900  
 TRANS ENT PRNFLMA25E

PMA2176  
 EVT1  
 11/03/90  
 11/03/90  
 11/03/90  
 \*\*/\*\*/\*\*  
 \*\*/\*\*/\*\*  
 01/05/90  
 REPL

PMA3786  
 EVT1  
 04/15/91  
 04/15/91  
 04/15/91  
 \*\*/\*\*/\*\*  
 \*\*/\*\*/\*\*  
 01/11/91  
 1+EA COIN

PMA2483  
 EVT1  
 06/29/91  
 11/01/91  
 06/29/91  
 \*\*/\*\*/\*\*  
 \*\*/\*\*/\*\*  
 06/28/91  
 GENERIC

PMA2483  
 EVT2  
 09/20/91  
 11/01/91  
 06/29/91  
 \*\*/\*\*/\*\*  
 \*\*/\*\*/\*\*  
 08/02/91  
 GA

1992AT1  
 10/01/91  
 10/01/91  
 \*\*/\*\*/\*\*  
 \*\*/\*\*/\*\*  
 \*\*/\*\*/\*\*  
 ANOC

L5E1  
 NAL CAP SE  
 TC  
 LNS  
 NOS  
 ML  
 CNTRX CAP  
 INST. NOS  
 UAY ASSCN  
 XFNOS  
 INST. LNS  
 UAY ASSCN  
 ZTOTAL FILL  
 LNCAP IN LNS  
 SIZING DATE  
 NOD OOE  
 TELCO DUE  
 TURNOVER  
 GENERIC SVC  
 GENERIC  
 CONC RATIO  
 ENG LSF  
 ENG CCS/NAL  
 DESIGN BS  
 MRAJ  
 PROCESSOR  
 CAP TRUNK  
 DCTL TK UNIT  
 LLN/LT/SM/NM  
 LSR/LTS/\*\*/  
 LSH/\*\*/L32  
 TSC/\*\*/TSS/NP  
 TLN/\*\*/L64  
 TOT FRS/SHL  
 REUSE FR/SHL  
 GROSS ADONS  
 EXT JOB DESC  
 ZCTDIP

NTW  
 115300 115300  
 115300 115300  
 80800 80800  
 93500 93500  
 80800 80800  
 600 600  
 110000 110000  
 0  
 85.00  
 96256 96256  
 3278 3278  
 86.90  
 80800 80800  
 08/30/89  
 04/22/89  
 08/25/89  
 07/13/90  
 11/03/90  
 8CS-30  
 3  
 3.57  
 7.82  
 147200 147200  
 380 380  
 19  
 13 13  
 0  
 797 797  
 1240 1240  
 146  
 8  
 0  
 13570  
 INITIAL/DMS1  
 4.96

NTW  
 115300  
 115300  
 80800  
 93500  
 80800  
 600  
 110000  
 0  
 85.00  
 96256  
 3278  
 86.90  
 80800  
 11/07/90  
 11/13/90  
 11/16/90  
 04/15/91  
 8CS-30  
 3  
 3.57  
 0.00  
 147200  
 380  
 13  
 0  
 797  
 1240  
 0  
 0  
 0  
 1+EA/COIN  
 4.96

NTW  
 115300  
 115300  
 80800  
 93500  
 80800  
 600  
 110000  
 0  
 85.00  
 96256  
 3278  
 86.90  
 80800  
 06/03/91  
 03/09/91  
 05/24/91  
 11/01/91  
 06/14/91  
 8CS-31  
 3  
 3.57  
 0.00  
 147200  
 380  
 13  
 0  
 797  
 1240  
 0  
 0  
 0  
 8CS31  
 4.96

PROC  
 115300  
 3600 118900  
 2000 82800  
 93500  
 82800  
 2000 82800  
 600  
 110000  
 0  
 85.00  
 3456 99712  
 3278  
 85.86  
 2000 82800  
 05/09/91  
 03/09/91  
 05/24/91  
 11/01/91  
 10/01/91  
 8CS-32  
 3  
 3.57  
 -2.73  
 -57400 89800  
 380  
 0  
 13  
 0  
 815  
 1240  
 4  
 0  
 0  
 300  
 6 SMS  
 4.96

PRNFLMA050

JOB CAT.

I

M

G

A

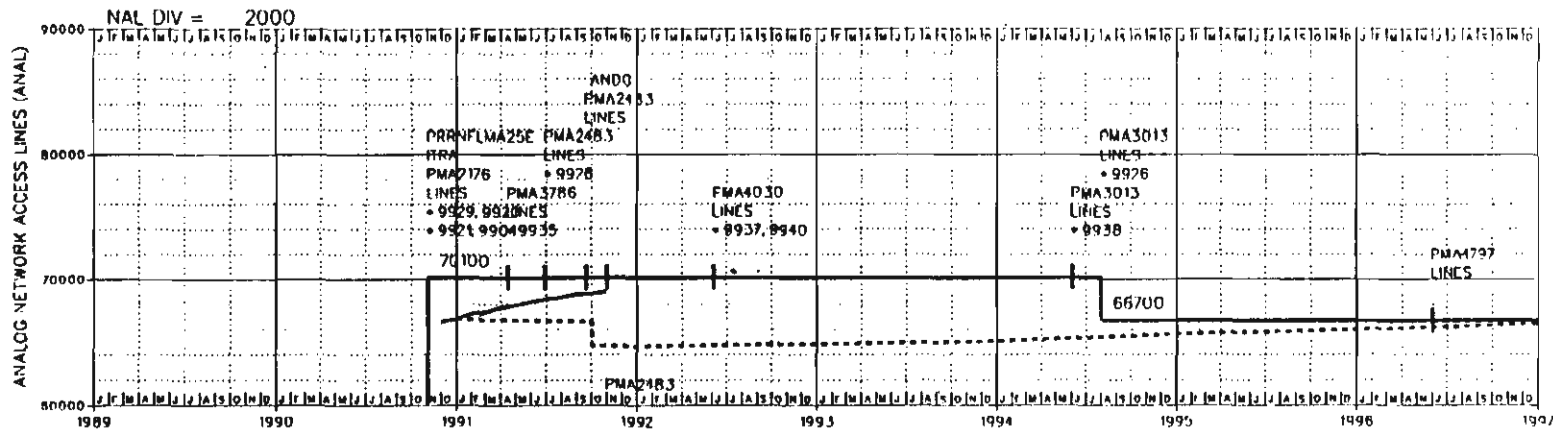
REPORT: PART B  
 PAGE: 2 OF 2  
 BUILDING: PERRINE MAIN  
 ENT CUT: 11/03/90

ENTITY: PRRNFLMADSO  
 ENT TERM: 01/01/99

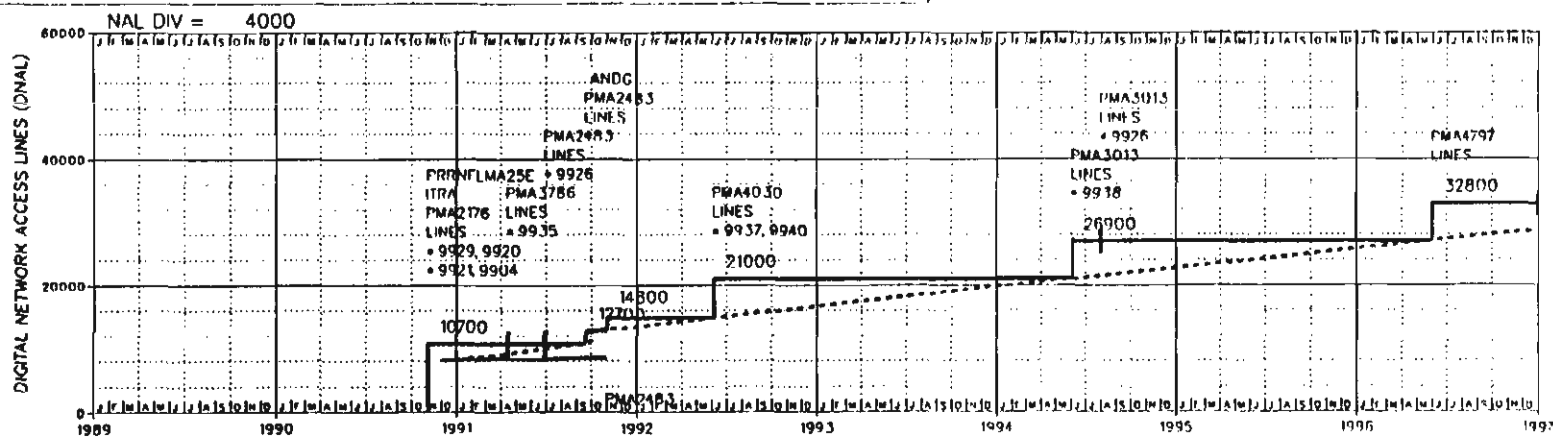
L50F SYSTEM  
 GRAPHIC PART B VERSION 1.00  
 DATABASE: LIVE

DATE: 11/25/91  
 TIME: 19:03:40  
 CHART NO.: 33.0  
 EQ TYPE: 0100

	PMA2483	PMA4030	PMA3013	PMA3013	PMA4797	G4050
JOB/AOJ/AT	PMA2483	PMA4030	PMA3013	PMA3013	PMA4797	G4050
EVENT-NUM	EVT3	EVT1	EVT1	EVT2	EVT1	EVT1
EVENT-DATE	11/01/91	06/05/92	06/03/94	08/01/94	06/01/96	12/01/97
ROYSD/TORATE	11/01/91	06/05/92	08/01/94	08/01/94	06/01/96	12/01/97
REQSO	06/29/91	06/05/92	06/03/94	06/03/94	06/01/96	12/01/97
CAP EXH.	##/##/##	##/##/##	##/##/##	##/##/##	##/##/##	##/##/##
SHIP DATE	08/02/91	12/06/91	03/04/94	03/04/94	12/15/95	09/01/97
JOB DESC.	GA	GA	GA	REM LCMS	GA	GA
NAL TRANS						
TRANS ENT						
LSEI	PROC	NTW	NTW	NTW	NTW	NTW
NAL CAP SE	-25500 89800	42300 132100	9000 141100	141100	14600 155700	155700
TC	3600 122500	9600 132100	9000 141100	141100	14600 155700	155700
LNS	2100 84900	6200 91100	5900 97000	-3400 93600	5900 99500	99500
NOS	93500	8500 102000	8500 110500	110500	110500	110500
ML	2100 84900	6200 91100	5900 97000	-3400 93600	5900 99500	99500
CNTRX CAP	600	600	600	600	600	600
INST. NOS	110000	10000 120000	10000 130000	130000	130000	130000
URV ASSGN	0	0	0	0	0	0
%FNOS	85.00	85.00	85.00	85.00	85.00	85.00
INST. LNS	2784 102496	11088 113584	11088 124672	-5760 118912	10896 129808	129808
URV ASSGN	3278	3278	3278	-1978 1300	1300	1300
%TOTAL FILL	85.57	82.59	79.90	79.50	77.42	77.42
LNCAP IN LNS	2100 84900	6200 91100	5900 97000	-3400 93600	5900 99500	99500
SIZING DATE	05/09/91	01/28/91	07/01/91	07/01/91	07/01/91	07/01/91
NOO DUE	03/09/91	04/20/91	07/31/93	07/31/93	04/27/95	01/04/97
TELCO DUE	05/24/91	08/16/91	11/26/93	11/26/93	08/31/95	05/09/97
TURNOVER	11/01/91	06/05/92	08/01/94	08/01/94	06/01/96	12/01/97
GENERIC SVC		03/06/92				
GENERIC	BCS-32	BCS-33	BCS-36	BCS-36	BCS-36	BCS-36
CONC RATIO	3	3	3	3	3	3
ENG LSF						
ENG CCS/NAL	3.57	3.57	3.57	3.57	3.60	3.60
DESIGN BS						
MRAJ	7.13	23.92	23.95	21.98	18.00	0.00
PROCESSOR	89800	900 90700	90700	90700	90700	90700
CAP TRUNK	380	20 400	400	400	400	400
DCTL TK UNIT	0	1	0	0	0	0
LLN/LT/SM/NM	13	1 14	1 15	15	1 16	1 16
LSR/LTS/=/#		0	0	0	0	0
LSH/=/#/L32	0	0	0	0	0	0
TSC/=/#/SS/NP 27	842	45 887	73 960	960	64 1024	1024
TLN/=/#/L64	1240	1240	1240	1160	1160	1160
TOT FRS/SHL 3		8	8	-80	8	0
REUSE FR/SHL 0		0	0	0	0	0
GROSS ADDNS 421		754	1200	0	800	0
Ext JOB DESC 5 SMS		GROWTH	GROWTH	REM LCMS	GROWTH	END JOO
%CTDIP	4.96	4.96	4.88	4.88	4.88	4.88
JOB CAT.	A	A	A	M	A	



YEAR	1989	1990	1991	1992	1993	1994	1995	1996	1997
NAL	(F) 0	(F) 66819 (A)	64663 (F)	64832 (F)	65047 (F)	65615 (F)	65988 (F)	66424 (F)	66424 (F)
ANAL LNS	0	66819	64663	64832	65047	65615	65988	66424	66424
CCS/NAL		0.00	3.37	3.40	3.41	3.42	3.43	3.44	3.45
ACCS ACTUAL			A						
NAL/LN RATIO			1.00000	1.00000	1.00000	1.00000	1.00000	1.00000	1.00000



YEAR	1989	1990	1991	1992	1993	1994	1995	1996	1997
NAL	(F) 0	(F) 8085 (A)	13428 (F)	16607 (F)	19807 (F)	22654 (F)	25676 (F)	28628 (F)	28628 (F)
DNAL CCS/NAL		0.00	3.40	3.40	3.41	3.42	3.43	3.44	3.45
CCCS ACTUAL			A						
SIC SYS	0	120	205	229	272	298	333	367	367
URBAN SYS	0	0	2	3	10	15	20	25	25
NAL/LN RATIO			1.00000	1.00000	1.00000	1.00000	1.00000	1.00000	1.00000

NOTES:  
 9904 CCS7 TRUNK SIGNALING  
 9920 SSP/800 LOCATION  
 9921 RINGMASTER  
 9926 CCS ACCESS CAPABILITY  
 9929 TOUCHSTAR PHASE I & II  
 9935 1+ COIN EQUAL ACCESS  
 9937 CARRIER IDENT. CODE (CIC) EXPAN. (IG B)  
 9938 ISDN PRIMARY RATE INTERFACE (PRI)  
 9940 CALL FWD-DON'T-ANSWER AFTFP CALL WAITING

REASON FOR REISSUE:  
 1847 16645 S. FEDERAL HWY.  
 OBH 2000-2100

DATE OF ISSUE: 11/25/91  
 EXCHANGE: PERRINE  
 DATABASE: LIVE  
 EO TYPE: D100  
 ANALOG

BUILDING: PERRINE MAIN  
 SWITCH HOST  
 FCST DATE: 06/15/91  
 LATEST ANAL: 58900  
 CONTACT: JPSTOUT  
 CONTACT NO.: SIMPKETT  
 EQUIP ENGR: JLKERNIS

DIGITAL  
 ULCI: CST DATE: 06/22/89

LATEST DNAL: 8500  
 LATEST SIC: 128  
 LATEST URBN: 0  
 LATEST D112: 0

ENTITY: PRRNFLMADSO  
 CHART: 33.0



REPORT: PARTB  
 PAGE: 1 OF 2  
 BUILDING: PERRINE MAIN  
 ENT CUT: 11/03/90

ENTITY: PRRNFLMADSO  
 ENT TERM: 01/01/99

LSD SYSTEM  
 DIGITAL PART 8 VERSION 1.00  
 DATABASE: LIVE

DATE: 11/25/91  
 TIME: 19:03:40  
 CHART NO.: 33.0  
 EQ TYPE: 0100

JOB/ADJ/AT 1990AT1  
 EVENT-NUM  
 EVENT-DATE 11/03/90  
 ROYSO/TOATE 11/03/90  
 REOSO  
 CAP EXH.  
 SHIP DATE  
 JOB QESC.  
 TRANS ENT PRRNFLMA25E

PMA2176  
 EVT1  
 11/03/90  
 11/03/90  
 11/03/90  
 11/03/90  
 01/05/90  
 REPL

PMA3786  
 EVT1  
 04/15/91  
 04/15/91  
 04/15/91  
 01/11/91  
 1+EA COIN

PMA2483  
 EVT1  
 06/29/91  
 11/01/91  
 06/29/91  
 06/28/91  
 GENERIC

PMA2483  
 EVT2  
 09/20/91  
 11/01/91  
 06/29/91  
 08/02/91  
 GA

1992AT1  
 10/01/91  
 10/01/91  
 10/01/91  
 10/01/91  
 10/01/91  
 ANOC  
 PRRNFLMADSO

ANALOG SECTION -----

NAL TRANS 66500

NAL CAP TC  
 LNS  
 ML

LINE UNITS

INST. LNS

URV ASSGN

%FILL

ALNCAP LNS

RENG CCS NAL

ANLC DEF LNS

ISON CAP TC

ISON CAP LNS

ISON CAP ML

ISON LN MOD

ISON INS LNS

ISON URV LNS

ISON %FILL

ISON ENG CCS

88200 88200  
 70100 70100  
 70100 70100  
 124  
 79360 79360  
 3182 3182  
 92.02  
 70100 70100  
 3.57  
 1920 1920  
 0  
 0  
 0  
 0  
 0  
 0  
 0  
 0  
 0

88200  
 70100  
 70100  
 124  
 79360  
 3182  
 92.02  
 70100  
 3.57  
 1920  
 0  
 0  
 0  
 0  
 0  
 0  
 0

88200  
 70100  
 70100  
 124  
 79360  
 3182  
 92.02  
 70100  
 3.57  
 1920  
 0  
 0  
 0  
 0  
 0  
 0  
 0

88200  
 70100  
 70100  
 124  
 79360  
 3182  
 92.02  
 70100  
 3.57  
 1920  
 0  
 0  
 0  
 0  
 0  
 0  
 0

-1900

DIGITAL SECTION -----

NAL TRANS 8400

NAL CAP TC  
 LNS  
 ML

LINE UNITS

INST. LNS

URV ASSGN

%FILL

DLNCAP LNS

DENG CCS NAL

CAP SLC SYS

ENG SLC MO 1

ENG SLC MO2

DEF SLC SYS

CAP URBN SYS

DEF URBN SYS

CAP DMS112

SLC OLU

URBAN OLU

27100 27100  
 10700 10700  
 10700 10700  
 31  
 16896 16896  
 96  
 63.69  
 10700 10700  
 3.57  
 153 153  
 76 76  
 77 77  
 0  
 4 4  
 0  
 0  
 30 30  
 1 1

27100  
 10700  
 10700  
 31  
 16896  
 96  
 63.69  
 10700  
 3.57  
 153  
 76  
 77  
 0  
 4  
 0  
 0  
 30  
 1

27100  
 10700  
 10700  
 31  
 16896  
 96  
 63.69  
 10700  
 3.57  
 153  
 76  
 77  
 0  
 4  
 0  
 0  
 30  
 1

3600 30700  
 2000 12700  
 2000 12700  
 37  
 3456 20352  
 96  
 62.70  
 2000 12700  
 3.57  
 36 189  
 76  
 36 113  
 0  
 4  
 0  
 0  
 6 36  
 1

1900

REPORT: PART B  
 PAGE: 2 OF 2  
 BUILDING: PERRINE MAIN  
 ENT CUT: 11/03/90

ENTITY: PRRNFLMADSO  
 ENT TERM: 01/01/99

LSDF SYSTEM  
 DIGITAL PART B VERSION 1.00  
 DATABASE: LIVE

DATE: 11/25/91  
 TIME: 19:03:40  
 CHART NO.: 33.0  
 ED TYPE: 0100

JOB/AOJ/AT	PMA2483	PMA4030	PMA3013	PMA3013	PMA4797	G4050
EVENT-NUM	EVT3	EVT1	EVT1	EVT2	EVT1	EVT1
EVENT-DATE	11/01/91	06/05/92	06/03/94	08/01/94	06/01/96	12/01/97
ROYSD/TDATE	11/01/91	06/05/92	08/01/94	08/01/94	06/01/96	12/01/97
REQSO	06/29/91	06/05/92	06/03/94	06/03/94	06/01/96	12/01/97
CAP EXH.	###/###/###	###/###/###	###/###/###	###/###/###	###/###/###	###/###/###
SHIP DATE	08/02/91	12/06/91	03/04/94	03/04/94	12/15/95	09/01/97
JOB DESC.	GA	GA	GA	REM LCMS	GA	GA
TRANS ENT						

ANALOG SECTION -----

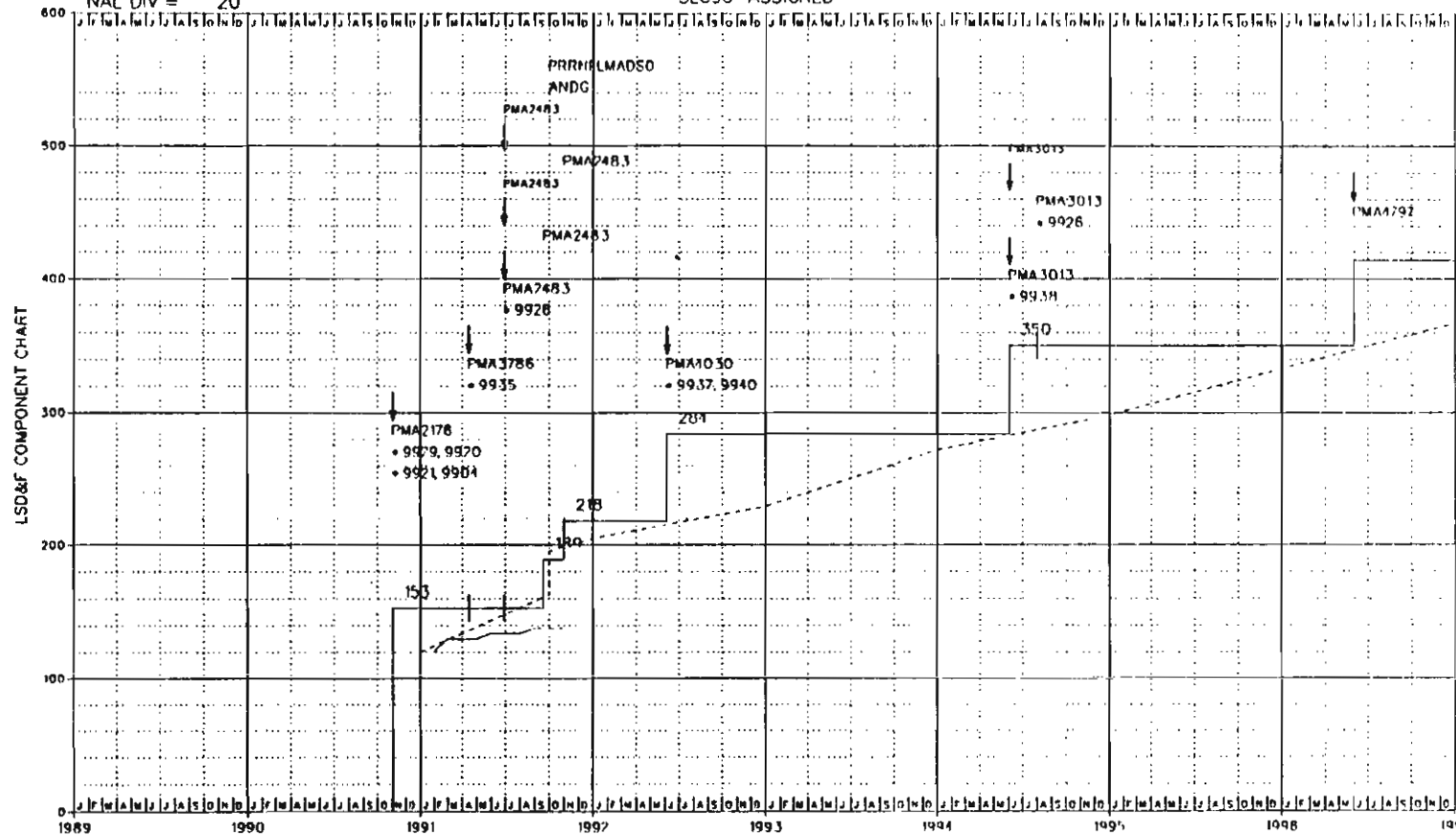
NAL TRANS									
NAL CAP TC	88200	-5200	83000	-6000	77000		77000		77000
LNS	70100		70100		70100	-3400	66700		66700
ML	70100		70100		70100	-3400	66700		66700
LINE UNITS	124		124		124		115		115
INST. LNS	79360		79360		79360	-5760	73600		73600
UAV ASSGN	3182		3182		3182	-1978	1204		1204
ZFILL	92.02	92.02	92.02	92.02	92.13	92.13	92.13	92.13	92.13
ALNCAP LNS	70100		70100		70100	-3400	66700		66700
RENG CCS NAL	3.57	3.58	3.44	3.44	3.46	3.46	3.46	3.46	3.46
ANLG DEF LNS	1920		1920		1920	-1920	0		0
ISDN CAP TC	0		0		0	0	0		0
ISDN CAP LNS	0		0	200	200	200	120	320	320
ISDN CAP ML	0		0	200	200	200	120	320	320
ISDN LN MOD	0		0	1	1	1	1	1	1
ISDN LNS LNS	0		0	480	480	480	480	480	480
ISDN UAV LNS	0		0	280	280	280	-120	160	160
ISDN ZFILL				100.00	100.00	100.00	100.00	100.00	100.00
ISDN ENG CCS									

DIGITAL SECTION -----

NAL TRANS									
NAL CAP TC	3600	34300	14800	49100	15000	64100	64100	14600	78700
LNS	2100	14800	6200	21000	5900	26900	26900	5900	32800
ML	2100	14800	6200	21000	5900	26900	26900	5900	32800
LINE UNITS	42		55		68		68		81
INST. LNS	2784	23136	11088	34224	11088	45312	45312	10896	56208
UAV ASSGN	96		96		96		96		96
ZFILL	64.24		61.53		59.49		59.49	58.45	58.45
DLNCAP LNS	2100	14800	6200	21800	5900	26900	26900	5900	32800
DENG CCS NAL	3.57		3.58		3.44		3.44	3.46	3.46
CAP SLC SYS	29	218	66	284	66	350	350	64	414
ENG SLC MO 1	18	94	48	142	33	175	175	32	207
ENG SLC MO2	11	124	18	142	33	175	175	32	207
DEF SLC SYS	0		0		0		0	0	0
CAP URBN SYS	4		9	13	9	22	22	9	31
DEF URBN SYS	0		0		0		0	0	0
CAP OMS112	0		0		0		0	0	0
SLC DLU	5	41	11	52	11	63	63	11	74
URBN OLU	1		2	3	2	5	5	2	7

NAL DIV = 20

SLC96--ASSIGNED



NOTES:  
 9904 CCS7 TRUNK SIGNALING  
 9920 SSF/800 LOCATION  
 9921 RINGMASTER  
 9926 CCS ACCESS CAPABILITY  
 9929 TOUCHSTAR PHASE I & II  
 9935 1+ CUM EQUAL ACCESS  
 9937 CARRIER IDENT. CORR (CIC) EXFAN (FG B)  
 9938 ISDN PRIMARY RATE INTERFACE (PRI)  
 9940 CALL FWD-(DON'T)-ANSWER AFTER CALL WAITING

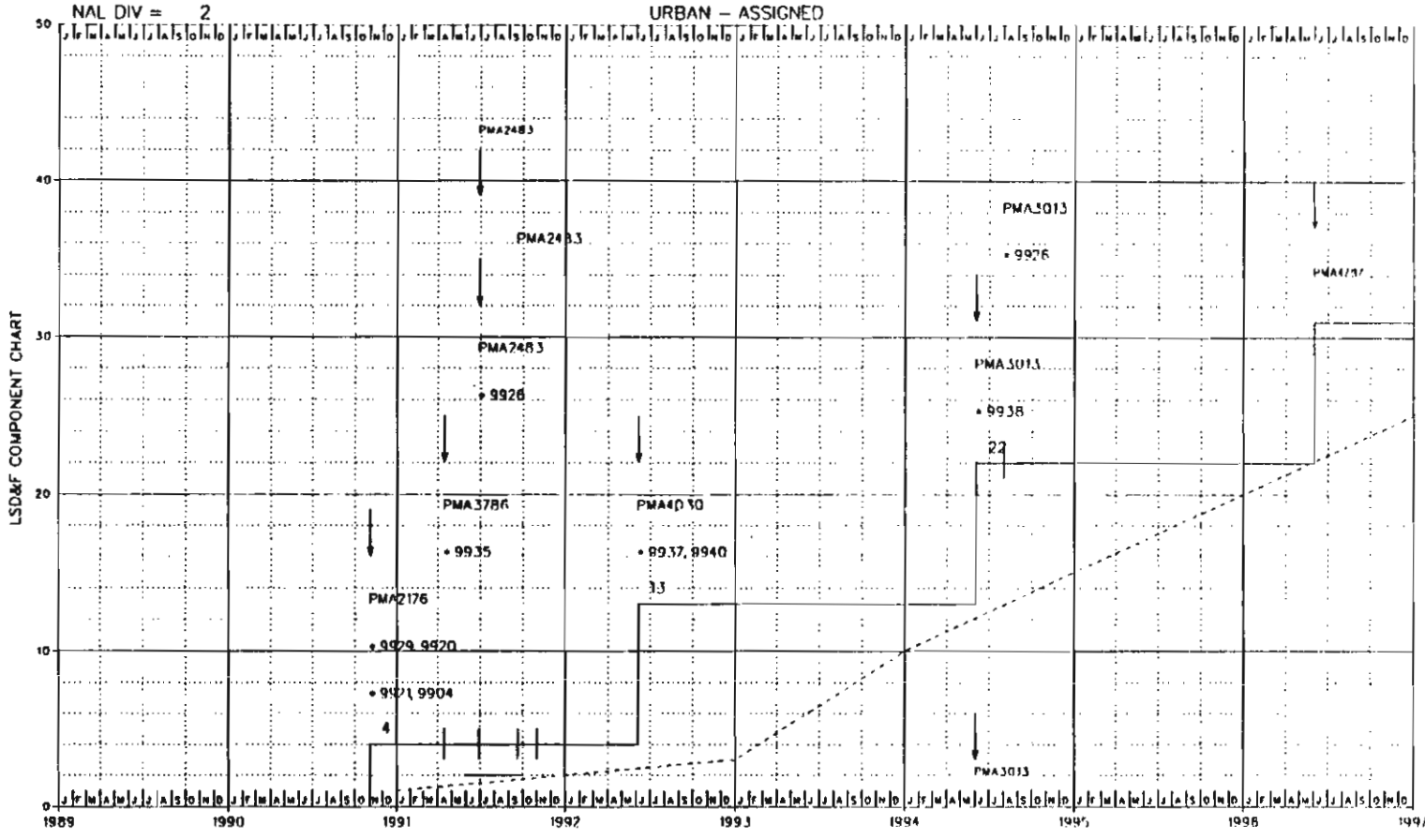
REASON FOR REISSUE:  
 1847 16645 S. FEDERAL HWY  
 OBH 2000-2100

DATE OF ISSUE: 11/25/91  
 EXCHANGE: PERRINE  
 DATABASE: LIVE  
 EQ TYPE: D100  
 NXX 232 233 235 238 251  
 252 253 254 255 256 378

BUILDING: PRRNEMALD SO 11  
 LATA: 5051/480  
 COMPANY: SBEL AREA: S9FS  
 DIVISION: SFSO DISTRICT: S0AD  
 EXHAUST: 01/01/99  
 CONTACT: JRSTOUT  
 NUMBER: SHPICKETT

YEAR	1989	1990	1991	1992	1993	1994	1995	1996
DEMAND/GAIN			120 (A) 85	205 (F) 24	229 (f) 43	272 (f) 26	298 (f) 35	333 (f) 31
SLC MODE 1C			48	50	55	61	66	72
SLC MODE 1F			7	36	41	48	51	56
SLC MODE 2C			63	66	77	77	77	77
SLC MODE 2F			2	53	56	86	104	128

ENTRY: PRRNEMALD SO  
 CHART: 330



NOTES:  
 9904 CCS7 TRUNK SIGNALING  
 9920 SSP/800 LOCATION  
 9921 RINGMASTER  
 9926 CCS ACCESS CAPABILITY  
 9929 TOUCHSTAR PHASE I & II  
 9935 1+ COIN EQUAL ACCESS  
 9937 CARRIER IDENT. CODES (CIC) EXPAN. (FG B)  
 9938 ISDN PRIMARY RATE INTERFACE (PRI)  
 9940 CALL FWD-DONT-ANSWER AFTER CALL WAITING

REASON FOR REISSUE:  
 1847 16645 S. FEDERAL HWY.  
 OBH 2000-2100

DATE OF ISSUE: 11/25/91  
 EXCHANGE: DERRINE  
 DATABASE: LIVE  
 EQ TYPE: D100  
 INX: 232 233 235 238 251  
 252 253 254 255 256 378

BUILDING: PRNFMASO STATE FI  
 LATA: SOFT/46R  
 COMPANY: SREL AREA SBFS  
 DIVISION: SF50 DISTRICT: SDAD  
 EXHAUST: 01/01/99  
 CONTACT: JRSTOUT  
 NUMBER: SHIPCKE11

YEAR	1989	1990	1991	1992	1993	1994	1995	1996
DEMAND/GAIN			1 (A) 1	2 (F) 1	3 (F) 7	10 (F) 5	15 (F) 5	20 (F) 5

ENTRY: PRNFMASO  
 CHART: 330

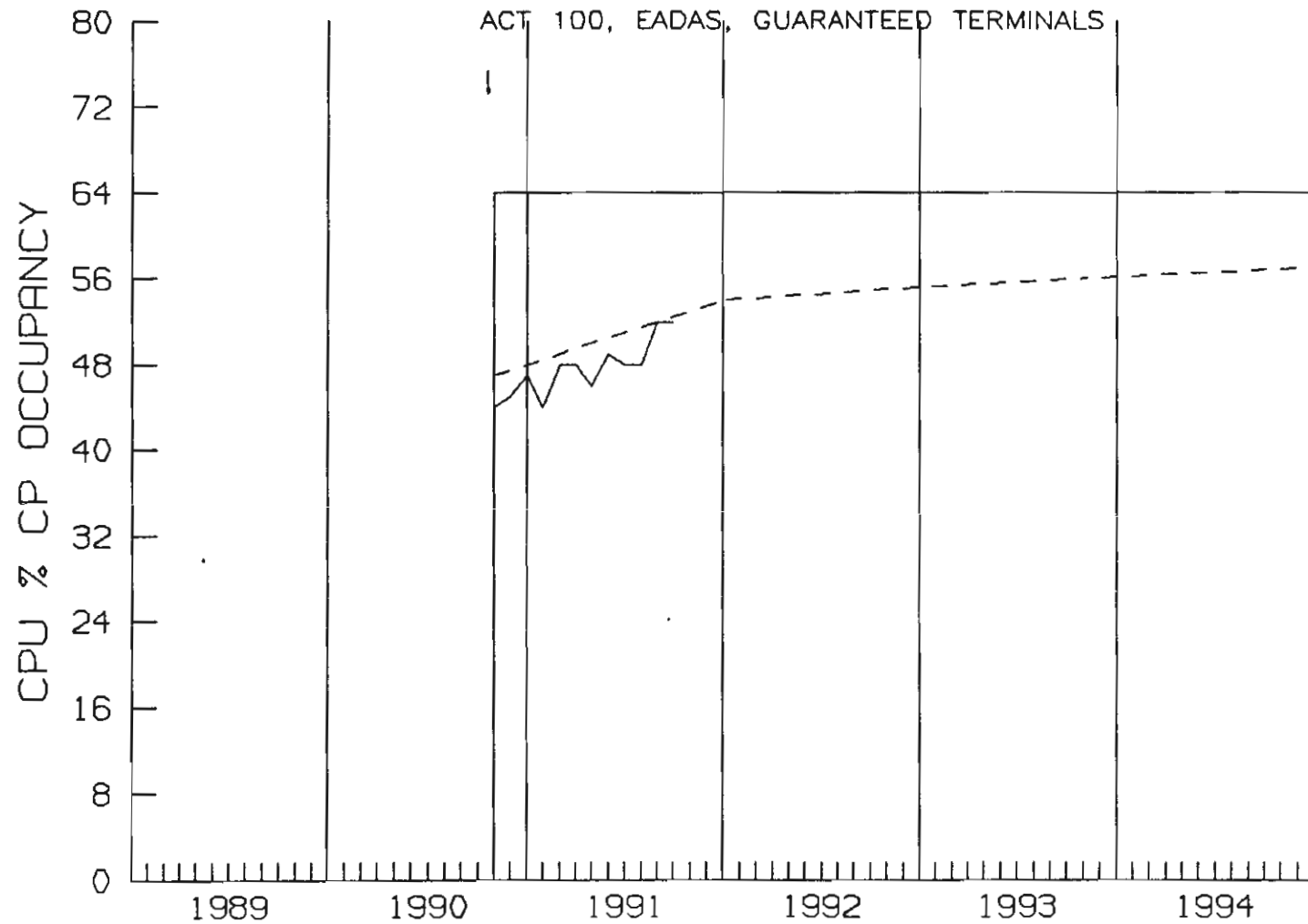
# PERRINE DSO

## CALL PROCESSING CAPACITY

PRRNFLMADSO

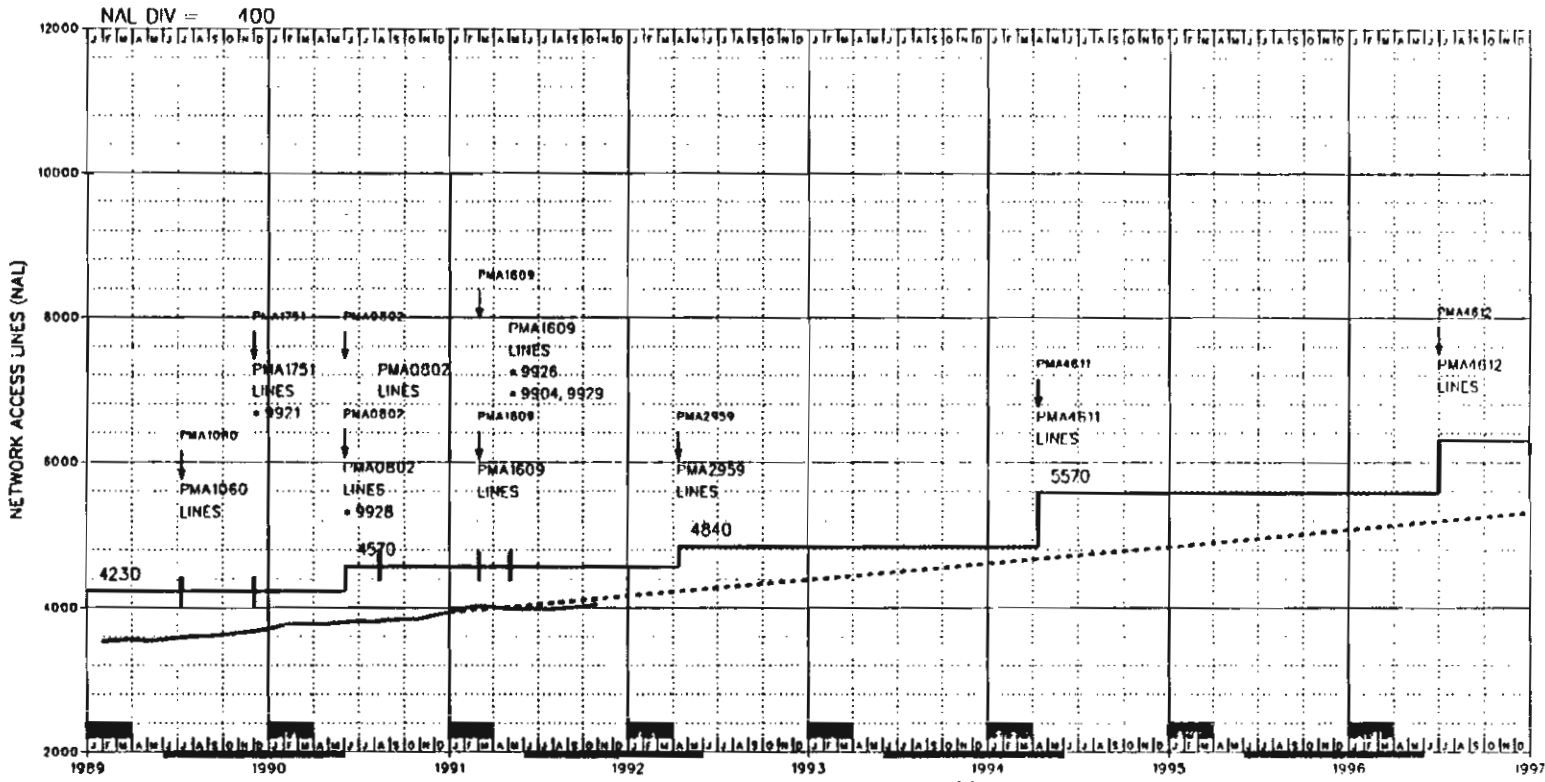
SUPERNODE

Chart: 33.0



YEAR

ISSUE DATE: DECEMBER 2, 1991



NOTES:  
 9904 CCS7 TRUNK SIGNALING  
 9921 RINGMASTER  
 9928 CCS ACCESS CAPABILITY  
 9929 ONA REQUIREMENTS  
 9929 TOUCHSTAR PHASE I & II

REASON FOR REISSUE:  
 1851 US1 BIG PINE KEY OBH  
 0930-1030

DATE OF ISSUE: 11/25/91  
 EXCHANGE: BIG PINE KEY  
 DATABASE: LIVE  
 CO TYPE: SR3M  
 NXX:  
 872

BUILDING: BGPFI/MA STATE: FL  
 LATA: SOET/450  
 COMPANY: SBEL AREA SBFS  
 DIVISION: SF50 DISTRICT: SDAD  
 EXHAUST: 01/01/99  
 CONTACT: JRSTUUI  
 NUMBER: HBTOWER  
 EQ ENGINEER: RJLIOTIA

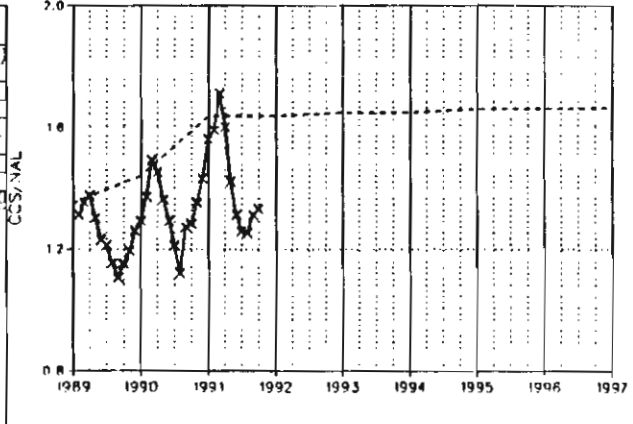
E. A. DATE: 09/17/88  
 DIR CLOSE: 09/04/92  
 DIR DELIVER: 11/16/92  
 NAL FCST: 06/15/91  
 CCS FCST: 08/01/90  
 ENTITY CUT: 09/17/88  
 ENTITY TERM: 01/01/99  
 LATEST NAL: 4047  
 SWITCH POS1: KYWS/LMAD50  
 ENTITY: CHART:

BGPFI/MAR50 34.0

YEAR	1989	1990	1991	1992	1993	1994	1995	1996	1997
NAL	3444 (A)	3704 (A)	3930 (A)	4164 (F)	4389 (F)	4614 (F)	4839 (F)	5074 (F)	5309 (F)
LINES	3444	3704	3930	4164	4389	4614	4839	5074	5309
CCS/NAL	1.35	1.44	1.64	1.64	1.65	1.65	1.66	1.66	1.66
CCS STATUS	A	A	A						
NAL/LN RATIO	1.00000	1.00000	1.00000	1.00000	1.00000	1.00000	1.00000	1.00000	1.00000

SVC.	1989	1990	1991	JOBNUM	RDYSD	REQSD	SHIP
DTS				PMA1060	07/09/89	07/09/89	03/23/89
				PMA1751	12/03/89	12/03/89	08/19/89
IML				PMA0802	06/03/90	06/03/90	03/31/90
				PMA0802	08/12/90	06/03/90	03/31/90
%IFFM				PMA1609	03/03/91	03/03/91	01/05/91
				PMA1609	05/05/91	03/03/91	01/05/91
				PMA2959	04/12/92	04/12/92	02/22/92
				PMA4611	04/12/94	04/12/94	02/22/94



REPORT: PART B

PAGE: 1 OF 2

BUILDING: BIG PINE KEY MAINTENITY: BCPFLMARSO

ENT CUT: 09/17/88

ENT TERM: 01/01/99

LSDP SYSTEM

GRAPHIC PART B VERSION 1.00

DATABASE: LIVE

DATE: 11/25/91

TIME: 19:03:40

CHART NO.: 34.0

EQ TYPE: SRSR

JOB/ADJ/AT	PMA1060	PMA1751	PMA0802	PMA0802	PMA1609	PMA1609
EVENT-NUM	EVT1	EVT1	EVT1	EVT2	EVT1	EVT2
EVENT-DATE	07/09/89	12/03/89	06/03/90	08/12/90	03/03/91	05/05/91
RUYSB/TOATE	07/09/89	12/03/89	08/12/90	08/12/90	05/05/91	05/05/91
REQSO	07/09/89	12/03/89	06/03/90	06/03/90	03/03/91	03/03/91
CAP EXH.	##/##/##	##/##/##	##/##/##	##/##/##	##/##/##	##/##/##
SHIP DATE	03/25/89	08/19/89	03/31/90	03/31/90	01/05/91	01/05/91
JOB DESC.	GEN	GEN	GA	GEN	MEMORY	GEN
NAL TRANS						
TRANS ENT						
LSE1	NTW	NTW	TO	TO	NTW	NTW
NAL CAP SE	11300	11300	700	12000	1200	13200
TC	11300	11300	1900	13200		13200
LNS	4230	4230	340	4570		4570
NOS	8300	8300	100	8400		8400
HL	4230	4230	340	4570		4570
CNTRX CAP		100				
INST. NOS	10000	10000		10000		10000
UAV ASSGN	235	235	-167	68	68	68
%FNOS	85.00	85.00	85.00	85.00	85.00	85.00
INST. LNS	5240	5248	576	5824		5024
UAV ASSGN	257	257		257		257
%TOTAL FILL	84.76	84.76	82.10	82.10	82.10	82.10
LNCAP IN LNS	4230	4230	340	4570	4570	4570
SIZING DATE	09/01/89	09/01/89	09/01/89	09/01/89	02/06/90	02/06/90
NOO OOE	06/25/88	01/21/89	05/06/89	05/06/89	05/26/90	05/26/90
TELCO OUE	10/22/88	03/11/89	09/16/89	09/16/89	08/04/90	08/04/90
TURNOVER	07/09/89	12/03/89	08/12/90	08/12/90	05/05/91	05/05/91
GENERIC SVC				07/27/90		04/19/91
GENERIC	5E3.1	5E4.2	5E4.2	5E5	5E5	5E6
CONC RATIO	8:1	8:1	8:1	8:1	8:1	8:1
ENG LSF						
ENG CCS/NAL	1.67	1.67	1.42	1.42	1.42	1.42
DESIGN BS						
MRAJ	0.00	0.00	22.31	46.09	18.14	0.00
PROCESSOR	0	0	0	0	0	0
CAP TRUNK	2	2	2	2	2	2
OGLT TK UNIT	0	0	0	0	0	0
LLN/LI/SM/NM	2	2	2	2	2	2
LSR/LTS/=/#	0	0	0	0	0	0
LSH/=/#/L32	0	0	0	0	0	0
TSC/=/TSS/NP	12	12	1	13	13	13
TLN/=/#/L64	0	0	0	0	0	0
TOT FRS/SHL	0	0	0	0	0	0
REUSE FR/SHL	0	0	0	0	0	0
GROSS RODNS	3	9	45	0	0	0
EXT JOB DESC	GEN CHNG/SE3	GEN CHNG/SE4	LINE/ADVANCE	GEN CHNG/SE4	ADV COMP/MEM	GEN CHNG/SE6
%CTDIP	8.42	8.42	8.42	8.42	8.42	8.42

JOB CAT. G

G

A

G

M

G

REPORT: PARTB

PAGE: 2 OF 2

BUILDING: BIG PINE KEY MAINTENITY: 0GPFLMARSO

ENT CUT: 09/17/88

ENT TERM: 01/01/99

LSOF SYSTEM

GRAPHIC PART A VERSION 1.00

DATABASE: LIVE

DATE: 11/25/91

TIME: 19:03:40

CHART NO.: 34.0

EQ TYPE: SRSB

JOB/ADJ/AT	PMA2959	PMA4611	PMA4612	PMARENDBP
EVENT-NUM	EVT1	EVT1	EVT1	EVT1
EVENT-DATE	04/12/92	04/12/94	07/01/96	06/01/97
ROYSO/TOATE	04/12/92	04/12/94	07/01/96	06/01/97
REQSO	04/12/92	04/12/94	07/01/96	06/01/97
CAP EXH.	###/###/###	###/###/###	###/###/###	###/###/###
SHIP DATE	02/22/92	02/22/94	01/05/96	01/01/97
JOB DESC.	GA	GA	GA	END JOB
NAL TRANS				
TRANS ENT				
LSEI	NTW	NTW	NTW	NTW
NAL CAP SE	1200 14400	14400	14400	14400
TC	1200 14400	14400	14400	14400
LNS	270 4840	730 5570	730 6300	6300
NDS	8400	8400	8400	8400
NL	270 4840	730 5570	730 6300	6300
CNTRX CAP				
INST. NOS	10000	10000	10000	10000
UAY ASSGN	68	68	68	68
%FNOS	85.00	85.00	85.00	85.00
INST. LNS	576 6400	1152 7552	1152 8704	8704
UAY ASSGN	257	257	257	257
%TOTAL FILL	78.80	76.36	74.59	74.59
LNCAP IN LNS	270 4840	730 5570	730 6300	6300
SIZING DATE	01/21/91		01/21/91	
NOO DUE	07/13/91	05/16/93	02/16/95	05/25/96
TELCO DUE	09/21/91	08/17/93	06/22/95	08/24/96
TURNOVER	04/12/92	04/12/94	07/01/96	06/01/97
GENERIC SVC				
GENERIC				
CONC RATIO	8:1	8:1	8:1	8:1
ENG LSF				
ENG CCS/NAL	1.45	1.45	1.45	1.45
DESIGN BS				
MRAJ	23.98	26.64	11.01	0.00
PROCESSOR	0	0	0	0
CAP TRUNK	2	2	2	2
OGTL TK UNIT 0		0	0	
LLN/LI/SM/NM	2	2	1	3
LSR/LIS/###	0	0	0	0
LSH/###/L32	0	0	0	0
TSC/###/TSS/NP 1	14	2 16	2 18	18
TLN/###/L64	0	0	0	0
TOT FRS/SHL 0		0	0	0
REUSE FR/SHL 0		0	0	0
GROSS ROOMS 35		160	250	
EXT JOB DESC 1 DCLU		2 OCLU.SMP23	1 SM/2 DCLU	END JOB
ZC10IP	8.42	8.42	8.42	8.42

JOB CAT. A

A

A





REPORT: PARTB

PAGE: 1 OF 2

BUILDING: BIG PINE KEY MAINTENTITY: 8CPIFLMARSO  
ENT CUT: 09/17/88 ENT TERM: 01/01/99

LSDF SYSTEM  
DIGITAL PART B VERSION 1.00  
DATABASE: LIVE

DATE: 11/25/91  
TIME: 19:03:40  
CHART NO.: 34.0  
EQ TYPE: 5RSM

JOB/AOJ/AT PMA1060  
EVENT-NUM EVT1  
EVENT-DATE 07/09/89  
RDYSO/TOATE 07/09/89  
REQSO 07/09/89

PMA1751  
EVT1  
12/03/89  
12/03/89  
12/03/89

PMA0B02  
EVT1  
06/03/90  
08/12/90  
06/03/90

PMA0802  
EVT2  
08/12/90  
08/12/90  
06/03/90

PMA1609  
EVT1  
03/03/91  
05/05/91  
03/03/91

PMA1609  
EVT2  
05/05/91  
05/05/91  
03/03/91

CAP EXH. \*\*/\*\*/\*\*  
SHIP DATE 03/25/89  
JOB DESC. GEN  
TRANS ENT

\*\*/\*\*/\*\*  
08/19/89  
GEN

\*\*/\*\*/\*\*  
03/31/90  
GA

\*\*/\*\*/\*\*  
03/31/90  
GEN

\*\*/\*\*/\*\*  
01/05/91  
MEMORY

\*\*/\*\*/\*\*  
01/05/91  
GEN

ANALOG SECTION -----

NAL TRANS									
NAL CAP TC	8900	8900	500	9400	9400	9400	9400	9400	9400
LNS	3500	3500		3500	3500	3500	3500	3500	3500
ML	3500	3500		3500	3500	3500	3500	3500	3500
LINE UNITS	8	8		8	8	8	8	8	8
INST. LNS	4096	4096		4096	4096	4096	4096	4096	4096
URV ASSGN	161	161		161	161	161	161	161	161
%FILL	88.96	88.96	88.96	88.96	88.96	88.96	88.96	88.96	88.96
ALNCAP LNS	3500	3500		3500	3500	3500	3500	3500	3500
RENG CCS NAL	1.67	1.67	1.45	1.45	1.45	1.45	1.45	1.45	1.45
ANLG DEF LNS				0	0	0	0	0	0
ISON CAP TC				0	0	0	0	0	0
ISON CAP LNS				0	0	0	0	0	0
ISON CAP ML	0			0	0	0	0	0	0
ISON LN MOD				0	0	0	0	0	0
ISON INS LNS				0	0	0	0	0	0
ISON URV LNS				0	0	0	0	0	0
ISON %FILL									
ISON ENG CCS									

DIGITAL SECTION -----

NAL TRANS									
NAL CAP TC	2400	2400	1400	3800	3800	3800	3800	3800	3800
LNS	730	730	340	1070	1070	1070	1070	1070	1070
ML	730	730	340	1070	1070	1070	1070	1070	1070
LINE UNITS	2	2	1	3	3	3	3	3	3
INST. LNS	1152	1152	576	1728	1728	1728	1728	1728	1728
URV ASSGN	96	96		96	96	96	96	96	96
%FILL	69.10	69.10	65.56	65.56	65.56	65.56	65.56	65.56	65.56
DLNCAP LNS	730	730	340	1070	1070	1070	1070	1070	1070
DENG CCS NAL	1.67	1.67	1.32	1.32	1.32	1.32	1.32	1.32	1.32
CAP SLC SYS	11	11	6	17	17	17	17	17	17
ENG SLC MO 1	11	11	6	17	17	17	17	17	17
ENG SLC MO 2	0	0		0	0	0	0	0	0
DEF SLC SYS				0	0	0	0	0	0
CAP URBN SYS				0	0	0	0	0	0
DEF URBN SYS				0	0	0	0	0	0
CAP OMS112				0	0	0	0	0	0
SLC OLU	2	2	1	3	3	3	3	3	3
URBN OLU				0	0	0	0	0	0

REPORT: PARTB  
 PAGE: 2 OF 2  
 BUILDING: BIG PINE KEY MAINTENITY: BCPILMARSO  
 ENT CUT: 09/17/88

LSDF SYSTEM  
 DIGITAL PART B VERSION 1.00  
 DATABASE: LIVE

DATE: 11/25/91  
 TIME: 19:03:40  
 CHART NO.: 34.0  
 EO TYPE: 5RSM

JOB/ROJ/AT	PMA2959	PMA4611	PMA4612	PMAEN0BP
EVENT-NUM	EVT1	EVT1	EVT1	EVT1
EVENT-DATE	04/12/92	04/12/94	07/01/96	06/01/97
RDYSO/TDATE	04/12/92	04/12/94	07/01/96	06/01/97
REQSD	04/12/92	04/12/94	07/01/96	06/01/97
CAP EXH.	##/##/##	##/##/##	##/##/##	##/##/##
SHIP DATE	02/22/92	02/22/94	01/05/96	01/01/97
JOB DESC:	GA	GA	GA	END JOB
TRANS ENT				

ANALOG SECTION -----

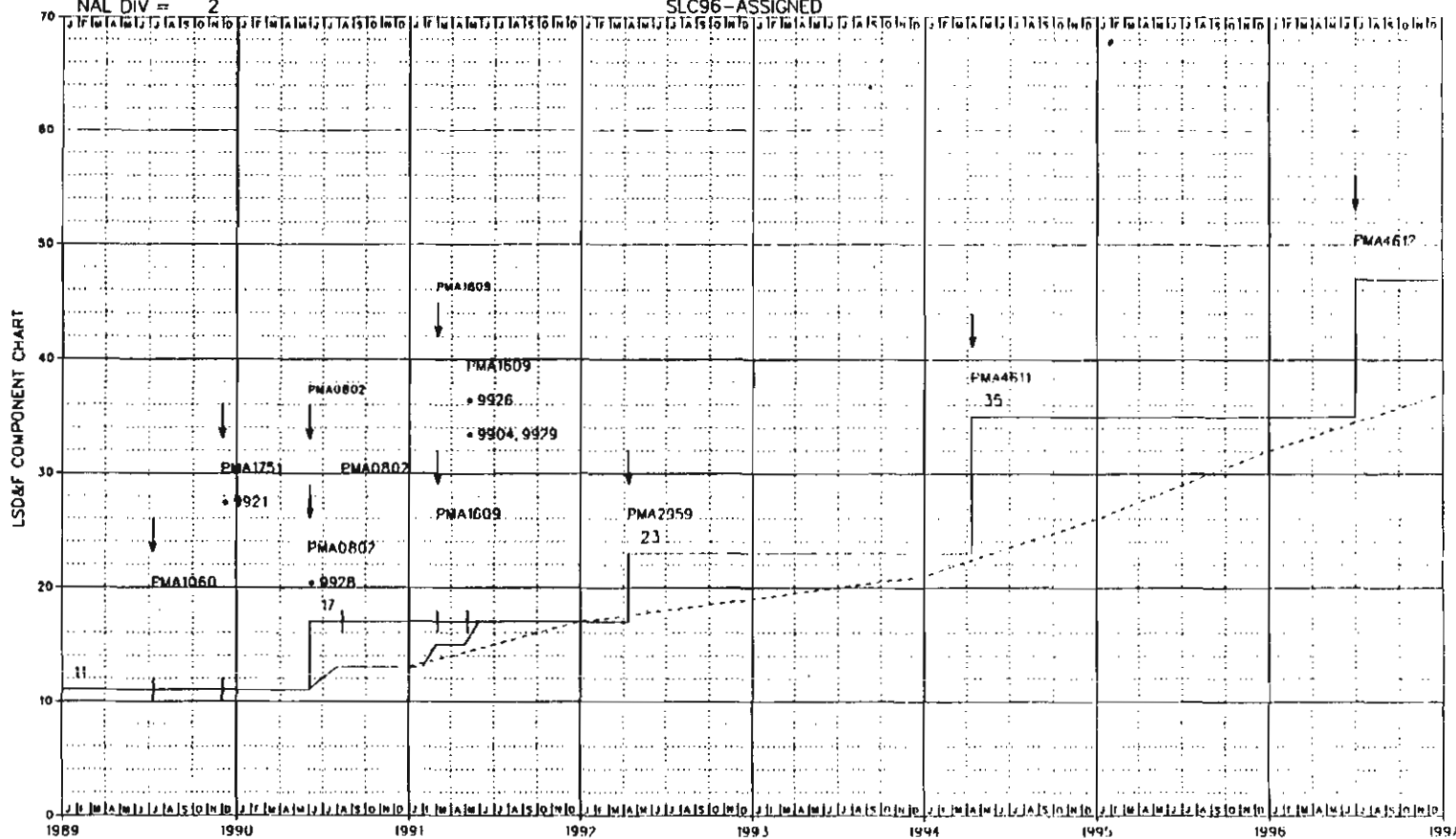
NAL TRANS					
NAL CAP TC	-300	9100	9100	9100	9100
LNS		3500	3500	3500	3500
ML		3500	3500	3500	3500
LINE UNITS		8	8	8	8
INST. LNS		4096	4096	4096	4096
URV ASSGN		161	161	161	161
ZFILL	88.96		88.96	88.96	88.96
ALNCAP LNS		3500	3500	3500	3500
RENG CCS NAL	1.63		1.64	1.65	1.65
ANLG DEF LNS		0	0	0	0
ISON CAP TC		0	0	0	0
ISON CAP LNS		0	0	0	0
ISON CAP ML		0	0	0	0
ISON LN MOD		0	0	0	0
ISON INS LNS		0	0	0	0
ISON URV LNS		0	0	0	0
ISON ZFILL		0	0	0	0
ISON ENG CCS		0	0	0	0

DIGITAL SECTION -----

NAL TRANS					
NAL CAP TC	1500	5300	730	5300	5300
LNS	270	1340	730	2070	2800
ML	270	1340	730	2070	2800
LINE UNITS		4		6	8
INST. LNS	576	2304	1152	3456	4608
URV ASSGN		96		96	96
ZFILL	60.69		61.61	62.06	62.06
DLNCAP LNS	270	1340	730	2070	2800
OENG CCS NAL	1.66		1.67	1.68	1.68
CAP SLC SYS	6	23	12	35	47
ENG SLC MD 1	6	23	12	35	47
ENG SLC MD2		0		0	0
DEF SLC SYS		0		0	0
CAP URBN SYS		0		0	0
DEF URBN SYS		0		0	0
CAP DMS112		0		0	0
SLC OLU	1	4	2	6	8
URBAN OLU		0		0	0

NAL DIV = 2

SLC96-ASSIGNED



NOTES:  
 9904 CCS7 TRUNK SIGNALING  
 9921 RINGMASTER  
 9926 CCS ACCESS CAPABILITY  
 9928 ONA REQUIREMENTS  
 9929 TOUCHSTAR PHASE I & II

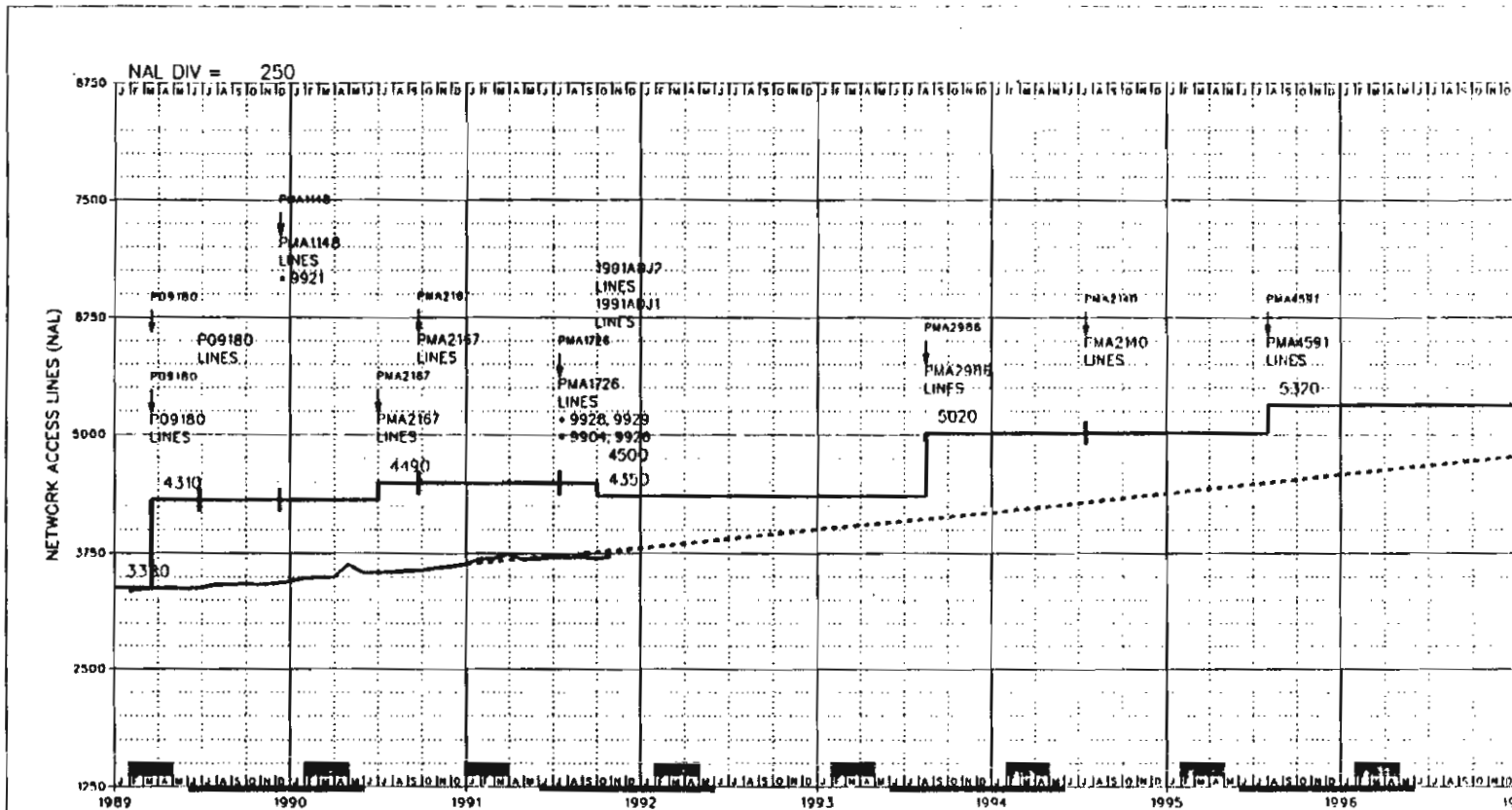
REASON FOR REISSUE:  
 1851 USI, BIG PINE KEY OBH  
 0930-1030

DATE OF ISSUE: 11/25/91  
 EXCHANGE: BIG PINE KEY  
 DATABASE: LIVE  
 EQ TYPE: SRSM  
 NXX: 877

BUILDING: BGP11 LMA STATE: FL  
 LATA: 5027/460  
 COMPANY: SNET AREA: SBFS  
 DIVISION: SFSO DISTRICT: SDAD  
 EXHAUST: 01/01/99  
 CONTACT: JRSTOUT  
 NUMBER: HBIOWER

YEAR	1989	1990	1991	1992	1993	1994	1995	1996
DEMAND/GAIN	5 (A) 6	11 (A) 2	13 (A) 4	17 (F) 2	19 (F) 2	21 (I) 5	26 (I) 6	32 (F) 5
SLC MODE 1C	0	0	0	0	0	0	0	0
SLC MODE 1F	0	0	0	7	11	17	24	29
SLC MODE 2C	5	11	13	9	7	3	0	0
SLC MODE 2F	0	0	0	1	1	1	2	3

ENTRY: BGP11 LMARCO  
 CHART: 34.0



NOTES:  
 9904 CCS7 TRUNK SIGNALING  
 9921 RINGMASTER  
 9926 CCS ACCESS CAPABILITY  
 9928 ONA REQUIREMENTS  
 9929 TOUCHSTAR PHASE I & II

REASON FOR REISSUE:  
 IP41 BETWEEN MILE MARKER  
 71&72 OBH SOUNDS

DATE OF ISSUE: 11/25/91  
 EXCHANGE: ISLAMURADA  
 DATABASE: LIVE  
 CO TYPE: 5RSM  
 NXX: 664

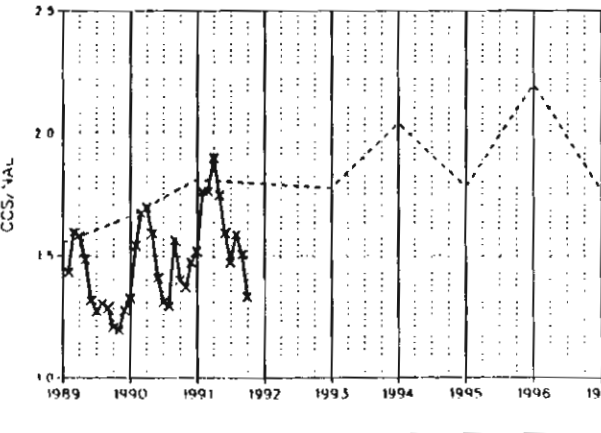
BUILDING ISLMFMA STATE: FI  
 LATA: SOEY460  
 COMPANY: SBEL AREA: SBFC  
 DIVISION: SF50 DISTRICT: SDAD  
 EXHAUST: 01/01/99  
 CONTACT: GFSPIVEY  
 NUMBER: RIRAINES  
 E/J ENGINEER: ARMEHTA

E. A. DATE: 12/22/86  
 DIR CLOSE: 09/01/92  
 DIR OCLIVER: 11/16/92  
 NAL FCST: 06/15/91  
 CCS FCST: 08/01/90  
 ENTITY CUT: 17/20/86  
 ENTITY TERM: 01/01/99  
 LATEST NAL: 3/14  
 SWITCH HOST: HIMSFLHMDSO  
 ENTITY: CHART  
 ISLMFLMARSO 35.0

YEAR	1989	1990	1991	1992	1993	1994	1995	1996	1997
NAL	3273 (A)	3449 (A)	3635 (A)	3803 (F)	4003 (F)	4178 (F)	4378 (F)	4578 (F)	4773 (F)
LINES	3273	3449	3635	3803	4003	4178	4378	4578	4773
CCS/NAL	1.55	1.66	1.81	1.79	1.78	2.04	1.78	2.20	1.76
CCS STATUS	A	A	A						

NAL/LN RATIO	1.00000	1.00000	1.00000	1.00000	1.00000	1.00000	1.00000	1.00000	1.00000
--------------	---------	---------	---------	---------	---------	---------	---------	---------	---------

SVC.	1989	1990	1991	JOBNUM	RDYSU	REQU SU	SHIP
DTS				P09180	03/18/89	03/18/89	01/14/89
				P09180	06/25/89	03/18/89	01/14/89
				PMA1148	12/10/89	12/10/89	05/19/89
				PMA2167	07/01/90	07/01/90	06/02/90
				PMA2167	03/23/90	09/23/90	06/02/90
				PMA1726	07/14/91	07/14/91	02/18/91
				PMA2988	08/15/93	08/15/93	05/22/93
				PMA2140	07/16/94	07/16/94	04/23/94
%IFM							



REPORT: PART B

PAGE: 1 OF 2

BUILDING: ISLAMORA MAIN

ENT CUT: 12/20/86

ENTITY: ISLMFLMARSO

ENT TERM: 01/01/99

LSDP SYSTEM  
GRAPHIC PART B VERSION 1.00  
DATABASE: LIVE

DATE: 11/25/91

TIME: 19:03:40

CHART NO.: 35.0

EQ TYPE: SR5M

JOB/ROJ/AT	P09180	PD9180	PHA1148	PHA2167	PHA2167	PHA1726
EVENT-NUM	EVT1	EVT2	EVT1	EVT1	EV12	EVT1
EVENT-DATE	03/18/89	06/25/89	12/10/89	07/01/90	09/23/90	07/14/91
RDYSD/TOATE	06/25/89	06/25/89	12/10/89	09/23/90	09/23/90	07/14/91
REDSO	03/18/89	03/18/89	12/10/89	07/01/90	09/23/90	07/14/91
CAP EXH.	###/###/###	###/###/###	###/###/###	###/###/###	###/###/###	###/###/###
SHIP DATE	01/14/89	01/14/89	08/19/89	06/02/90	06/02/90	02/16/91
JOB DESC.	GA	GENERIC	GENERIC	GA	GENERIC	GENERIC
NAL TRANS						
TRANS ENT						
LSEI	TO	TD	TD	TD	TD	TD
NAL CAP SE	4100 8400	8400	8400	8400	-800 7600	7700 15300
TC	10800 15100	15100	15200	15400	15400	16100
LNS	930 4310	4310	4310	4490	4490	4490
NOS	-200 8300	8300	8200	8200	8200	8200
HL	930 4310	4310	4310	4490	4490	4490
CNTRX CAP	70 100	100	100	100	100	100
INST. NOS	10000	10000	10000	10000	10000	10000
UAY ASSCN	122 244	244	405	405	405	405
%FNOS	85.00	85.00	85.00	85.00	85.00	85.00
INST. LNS	1376 5312	5312	5312	576 5888	5888	5888
UAY ASSCN	104 150	150	150	150	150	150
%TOTAL FILL	83.40	83.40	83.40	78.17	78.17	78.17
LNCAP IN LNS	930 4310	4310	4310	180 4490	4490	4490
SIZING DATE	03/01/88	03/01/88	11/23/88	02/06/90	02/06/90	02/06/90
NOD DUE	04/09/88	04/09/88	01/07/89	01/21/90	01/21/90	05/26/90
TELCO OUE	08/06/88	08/06/88	03/11/89	02/17/90	02/17/90	08/25/90
TURNDYER	04/16/89	06/25/89	12/10/89	09/09/90	09/09/90	07/14/91
GENERIC SVC				11/24/89	08/31/90	06/07/91
GENERIC	SE2.2	SE3.1	SE4.2	SE4.2	SE5	SE6.1
CONC RATIO	8:1	8:1	8:1	8:1	8:1	8:1
ENG LSF						
ENG CCS/NAL	1.50	1.50	1.50	1.50	1.50	1.60
DESIGN BS						
MRAJ	15.44	59.20	0.00	37.49	0.00	0.00
PROCESSOR	0	0	0	0	0	0
CAP TRUNK	2 8	8	8	8	8	8
DGTL TK UNIT	0	0	0	0	0	0
LLN/LT/5M/NM	2	2	2	2	2	2
LSR/LTS/=/#				0	0	0
LSH/=/#/L32				0	0	0
TSC/=/TSS/NP	2 14	14	14	1 15	15	15
TLN/=/#/L64				0	0	0
TOT FRS/SHL	0	0	0	0	0	0
REUSE FR/SHL	0	0	0	0	0	0
GROSS ADDNS	178	2	2	50	2	2
EXT JOB DESC	1 ALU/1 DCLU	GENERIC/RETR	GENERIC/RETR	10CLU/SHMEM	GENERIC	GENERIC/TSTP
%CTDIP	6.20	6.20	6.20	6.20	6.20	6.20

JOB CAT. A

G

G

H

G

6

REPORT: PARTB

PAGE: 2 OF 2

BUILDING: ISLAMORADA MAIN

ENT CUT: 12/20/86

ENTITY: ISLMFLMARSO

ENT TERM: 01/01/99

LSDP SYSTEM  
GRAPHIC PART B VERSION 1.00  
DATABASE: LIVE

DATE: 11/25/91

TIME: 19:03:40

CHART NO.: 35.0

EQ TYPE: SRSM

	1991ADJ1	1991ADJ2	PMA2986	PMA2140	PMA4591
JOB/ADJ/AT	1991ADJ1	1991ADJ2	PMA2986	PMA2140	PMA4591
EVENT-NUM	EVT1	EVT1	EVT1	EVT1	EVT1
EVENT-DATE	09/30/91	10/01/91	08/15/93	07/16/94	08/01/95
ROYSD/TDATE	09/30/91	10/01/91	08/15/93	07/16/94	08/01/95
REQSD	###/###/##	###/###/##	###/###/##	###/###/##	###/###/##
CAP EXH.	###/###/##	###/###/##	###/###/##	###/###/##	###/###/##
SHIP DATE	###/###/##	###/###/##	DS/22/93	04/23/94	05/15/95
JOB QESC.	CT/DIP	CT/DIP	GA	MEMORY	GA
NAL TRANS					
TRANS ENT					
LSE1	TO	TO	TO	TO	TO
NAL CAP SE	15300	15300	15300	15300	15300
TC	16100	16100	18300	18300	23300
LNS	4500	-150 4350	2200 670 5020	5020	5000 300 5320
NOS	8200	8200	8200	8200	8200
ML	4500	-150 4350	670 5020	5020	300 5320
CNTRX CAP	100	100	100	100	100
INST. NOS	10000	10000	10000	10000	10000
URV ASSGN	405	405	405	405	405
%FNOS	85.00	85.00	85.00	85.00	85.00
INST. LNS	5888	5888	1152 7040	7040	1728 8768
URV ASSGN	150	150 300	380	300	300
%TOTAL FILL	78.38	77.88	74.51	74.51	61.88
LNCAP IN LNS	10 4508	-150 4350	670 5020	5020	300 5320
SIZING DATE			06/21/91	06/21/91	06/21/91
MOD QUE			08/15/92	07/03/93	10/10/94
TELCO QUE			11/14/92	10/16/93	12/10/94
TURNOVER			08/15/93	07/16/94	08/01/95
GENERIC SVC					
GENERIC	SE6.1	SE6.1			
CONC RATIO	8:1	8:1	8:1	8:1	8:1
ENG LSF					
ENG CCS/NAL	1.60	1.60	1.61	1.63	1.65
DESIGN BS					
MRAJ	0.00	0.00	23.52	29.50	0.00
PROCESSOR					
CAP TRUNK	8	8	8	8	
DCIL TK UNIT	0	0	0	0	0
LLN/LT/SH/NM	2	2	1 3	3	3
LSR/LTS/##			0	0	
LSH/##/L32	0	0	0	0	
TSC/##/TSS/NP	15	15	2 17	17	3 20
TLN/##/L64	0	0	0	0	
TOT FRS/SHL	0	0	3	0	0
REUSE FR/SHL	0	0	0	0	
GROSS AODNS	0	0	175	65	120
EXT JOB QESC	NEWFCST	PRES BUSH	LSM.20CLU	SM MEMORY	30CLU/ENDJOB
%CTOIP	5.86	5.86	5.86	6.12	6.12

JOB CAT.

A

H





REPORT: PARTB  
 PAGE: 1 OF 2  
 BUILDING: ISLAMORA MAIN ENTITY: ISLMFLMARSO  
 ENT CUT: 12/20/86 ENT TERM: 01/01/99

LSDP SYSTEM  
 DIGITAL PART B VERSION 1.00  
 DATABASE: LIVE

DATE: 11/25/91  
 TIME: 19:03:40  
 CHART NO.: 35.0  
 EO TYPE: SR5M

JOB/ADJ/AT	P09180	P09180	PMA1148	PMA2167	PMA2167	PMA1726
EVENT-NUM	EVT1	EVT2	EVT1	EVT1	EVT2	EVT1
EVENT-DATE	03/18/89	06/25/89	12/10/89	07/01/90	09/23/90	07/14/91
ROYSD/TOATE	06/25/89	06/25/89	12/10/89	09/23/90	09/23/90	07/14/91
REQSD	03/18/89	03/18/89	12/10/89	07/01/90	09/23/90	07/14/91
CAP EXH.	###/###/###	###/###/###	###/###/###	###/###/###	###/###/###	###/###/###
SHIP DATE	01/14/89	01/14/89	08/19/89	06/02/90	06/02/90	02/16/91
JOB DESC.	GA	GENERIC	GENERIC	GA	GENERIC	GENERIC
TRANS ENT						

ANALOG SECTION -----

NAL TRANS									
NAL CAP TC	7200	7200	7200	7200	-600	6600	6600	700	7300
LNS	3210	3210	3210	3210		3210	3210		3210
ML	3210	3210	3210	3210		3210	3210		3210
LINE UNITS	7	7	7	7		7	7		7
INST. LNS	3584	3584	3584	3584		3584	3584		3584
URV ASSGN	54	54	54	54		54	54		54
%FILL	90.80		90.80	90.00	90.80		90.80	90.80	
DLNCAP LNS	3210	3210	3210	3210		3210	3210		3210
RENG CCS NAL	1.65		1.65	1.64	1.79		1.79	1.64	
ANLG DEF LNS									0
ISDN CAP TC	0		0	0		0	0		0
ISDN CAP LNS	0		0	0		0	0		0
ISDN CAP ML	0		0	0		0	0		0
ISDN LN MOD						0	0		0
ISDN INS LNS						0	0		0
ISDN URV LNS						0	0		0
ISDN %FILL									0
ISDN ENG CCS									

DIGITAL SECTION -----

NAL TRANS									
NAL CAP TC	7900	7900	7900	100	8000	800	8800	8800	8800
LNS	1100	1100	1100		1100	180	1280	1280	1280
ML	1100	1100	1100		1100	180	1280	1280	1280
LINE UNITS	3	3	3		3	4	4	4	4
INST. LNS	1728	1728	1728		1728	576	2304	2304	2304
URV ASSGN	96	96	96		96	96	96	96	96
%FILL	67.40		67.40	67.40	57.97		57.97	57.97	
DLNCAP LNS	1100	1100	1100	1100	180	1280	1280	1280	1280
DENG CCS NAL	0.69		0.69	0.69	0.84		0.84	0.69	
CAP SLC SYS	8	17	17	17	6	23	23	23	23
ENG SLC MD 1	3	12	12	12	6	18	18	18	18
ENG SLC MD2	5	5	5	5		5	5	5	5
DEF SLC SYS						0	0	0	0
CAP URBAN SYS	0		0	0		0	0		0
DEF URBAN SYS									
CAP DMS112	0		0	0		0	0		0
SLC DLU	3	3	3	3	1	4	4	4	4
URBAN DLU	0		0	0		0	0		0

REPORT: PARTD

PAGE: 2 OF 2

BUILDING: ISLAMBRADA MAIN  
ENT CUT: 12/20/86

ENTITY: ISLMFLMARSO  
ENT TERM: 01/01/99

LSDP SYSTEM  
DIGITAL PART B VERSION 1.00  
DATABASE: LIVE

DATE: 11/25/91  
TIME: 19:03:40  
CHART NO.: 35.0  
EO TYPE: SRSM

JOB/AOJ/AT	1991ADJ1	1991ADJ2	PMA2986	PMA2140	PMA4591
EVENT-NUM	EVT1	EVT1	EVT1	EVT1	EVT1
EVENT-DATE	09/30/91	10/01/91	08/15/93	07/16/94	08/01/95
RDYSD/TOATE	09/30/91	10/01/91	08/15/93	07/16/94	08/01/95
REQSD	###/###/###	###/###/###	08/15/93	07/16/94	08/01/95
CAP EXH.	###/###/###	###/###/###	###/###/###	###/###/###	###/###/###
SHIP DATE	###/###/###	###/###/###	05/22/93	04/23/94	05/15/95
JOB DESC.	CT/DIP	CT/DIP	GA	MEMORY	GA
TRANS ENT					

ANALOG SECTION -----

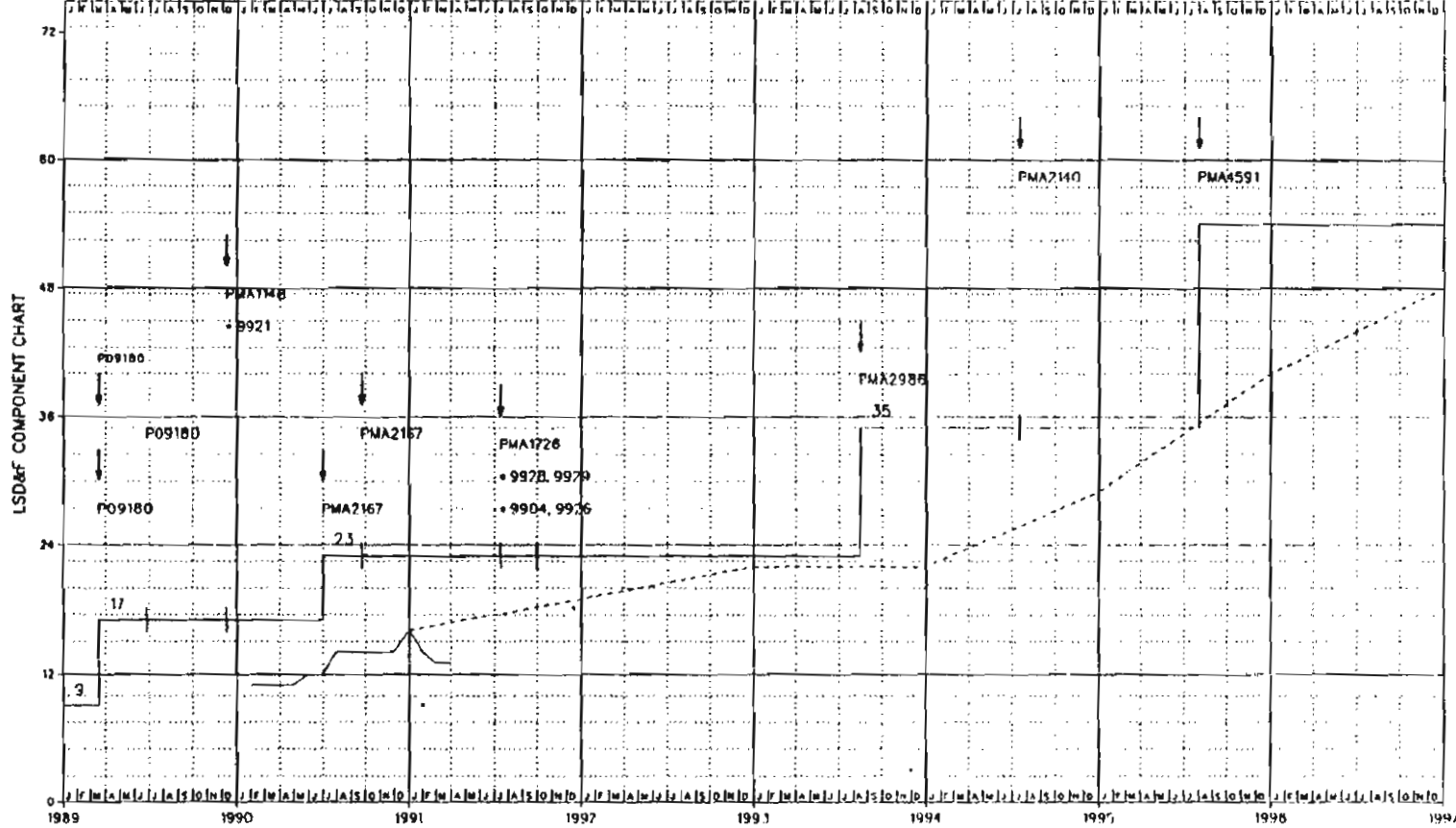
NAL TRANS							
NAL CAP TC		7300	7300	7300	7300	7300	7300
LNS	10	3220	-150 3070	3070	3070	3070	3070
ML	10	3220	-150 3070	3070	3070	3070	3070
LINE UNITS		7	7	7	7	7	7
INST. LNS		3584	3584	3584	3584	3584	3584
URV ASSGN		54	150 204	204	204	204	204
%FILL	91.14		90.88	90.88	90.88	90.88	90.88
ALNCAP LNS	10	3220	-150 3070	3070	3070	3070	3070
DENG CCS NAL	1.64		2.04	2.06	2.08	2.08	2.08
ANLG DEF LNS		0	0	0	0	0	0
ISDN CAP TC		0	0	0	0	0	0
ISDN CAP LNS		0	0	0	0	0	0
ISDN CAP ML		0	0	0	0	0	0
ISDN LN MOD		0	0	0	0	0	0
ISDN INS LNS		0	0	0	0	0	0
ISDN URV LNS		0	0	0	0	0	0
ISDN %FILL							
ISDN ENG CCS							

DIGITAL SECTION -----

NAL TRANS							
NAL CAP TC		8800	8800	2200 11000	11000	5000 16000	16000
LNS		1280	1280	670 1950	1950	300 2250	2250
ML		1280	1280	670 1950	1950	300 2250	2250
LINE UNITS		4	4	6	6	9	9
INST. LNS		2304	2304	1152 3456	3456	1728 5184	5184
URV ASSGN		96	96	96	96	96	96
%FILL	57.97		57.97	58.04	58.04	42.61	42.61
DLNCAP LNS		1280	1280	670 1950	1950	300 2250	2250
DENG CCS NAL	0.69		0.69	1.23	1.26	1.28	1.28
CAP SLC SYS		23	23	12 35	35	19 54	54
ENG SLC MD 1		18	18	12 30	30	6 36	36
ENG SLC MD 2		5	5	5 5	5	13 18	18
DEF SLC SYS		0	0	0 0	0	0 0	0
CAP URBN SYS		0	0	0 0	0	0 0	0
DEF URBN SYS		0	0	0 0	0	0 0	0
CAP DMS112		0	0	0 0	0	0 0	0
SLC DLU		4	4	4 4	2 6	3 9	9
URBAN DLU		0	0	0 0	0 0	0 0	0

NAL DIV = 2

SLC96 - ASSIGNED



NOTES:  
 9904 CCS7 TRUNK SIGNALING  
 9921 RINGMASTER  
 9926 CCS ACCESS CAPABILITY  
 9928 ONA EQUIPMENTS  
 9929 TOUCHSTAR PHASE I & II

REASON FOR REISSUE:  
 1841 BETWEEN MILE MARKER  
 71&72 OBH BONDS

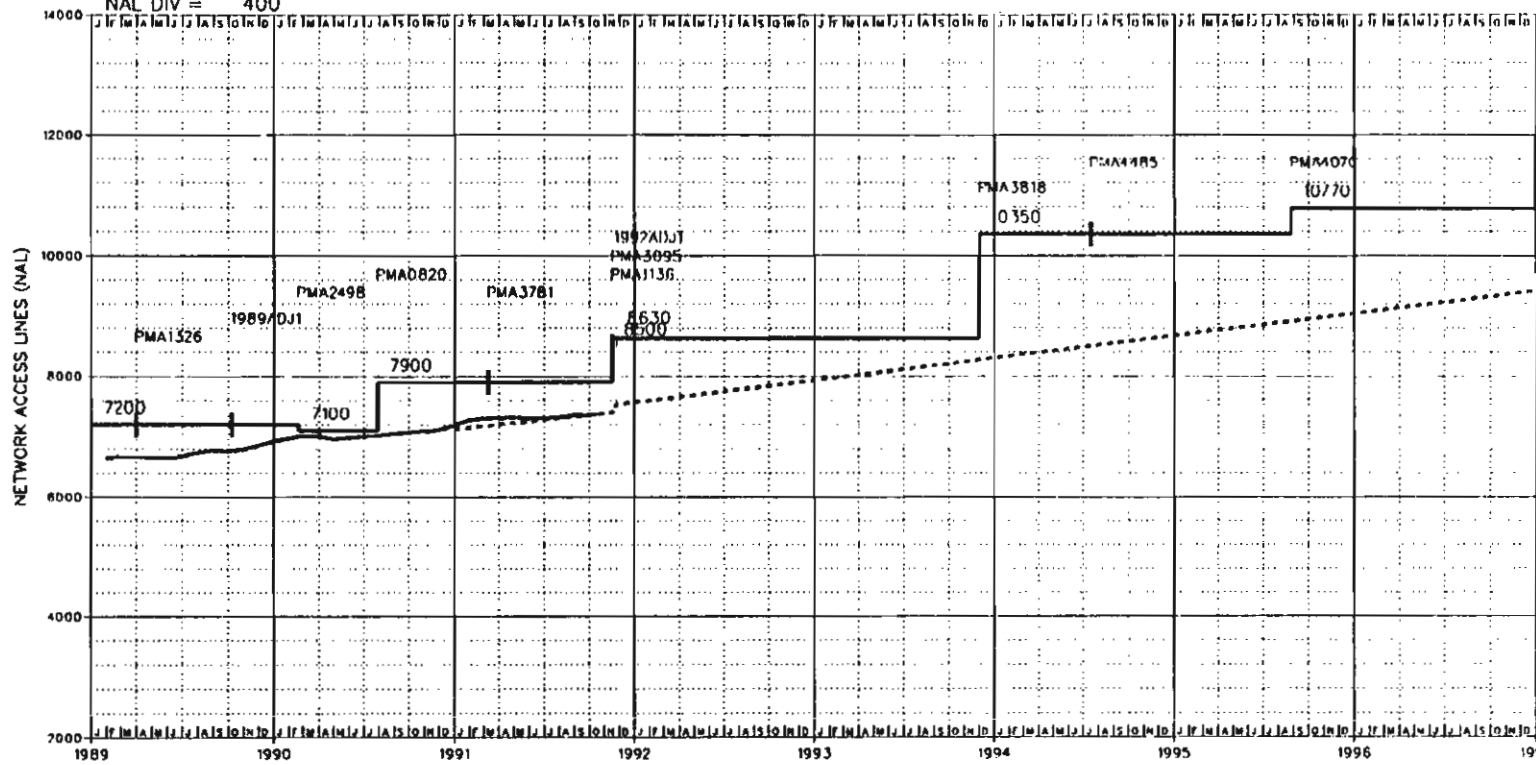
DATE OF ISSUE: 11/25/91  
 EXCHANGE: ISLAMORADA  
 DATABASE: LIVE  
 EQ TYPE: SRSM  
 NXX: 66a

BUILDING: ISLMFMA STATE: FL  
 LATA: 302E/460  
 COMPANY: SBCEL AREA: SBCS  
 DIVISION: SFSO DISTRICT: SODG  
 EXHAUST: 01/01/99  
 CONTACT: GFSPIVET  
 NUMBER: PJRAMES

YEAR	1989	1990	1991	1992	1993	1994	1995	1996
DEMAND/GAIN		12 (A) 4	16 (A) 3	19 (F) 3	22 (F) 0	22 (F) 7	29 (F) 11	40 (F) 8
SLC MODE IC		11	13	2	2	2	0	0
SLC MODE IF		1	1	12	15	15	21	28
SLC MODE 2C		0	0	0	0	0	0	0
SLC MODE 2I		0	0	5	5	5	8	12

CHART: ISLMFLMARSO  
 CHART: 35.0

NAL DIV = 400



NOTES:

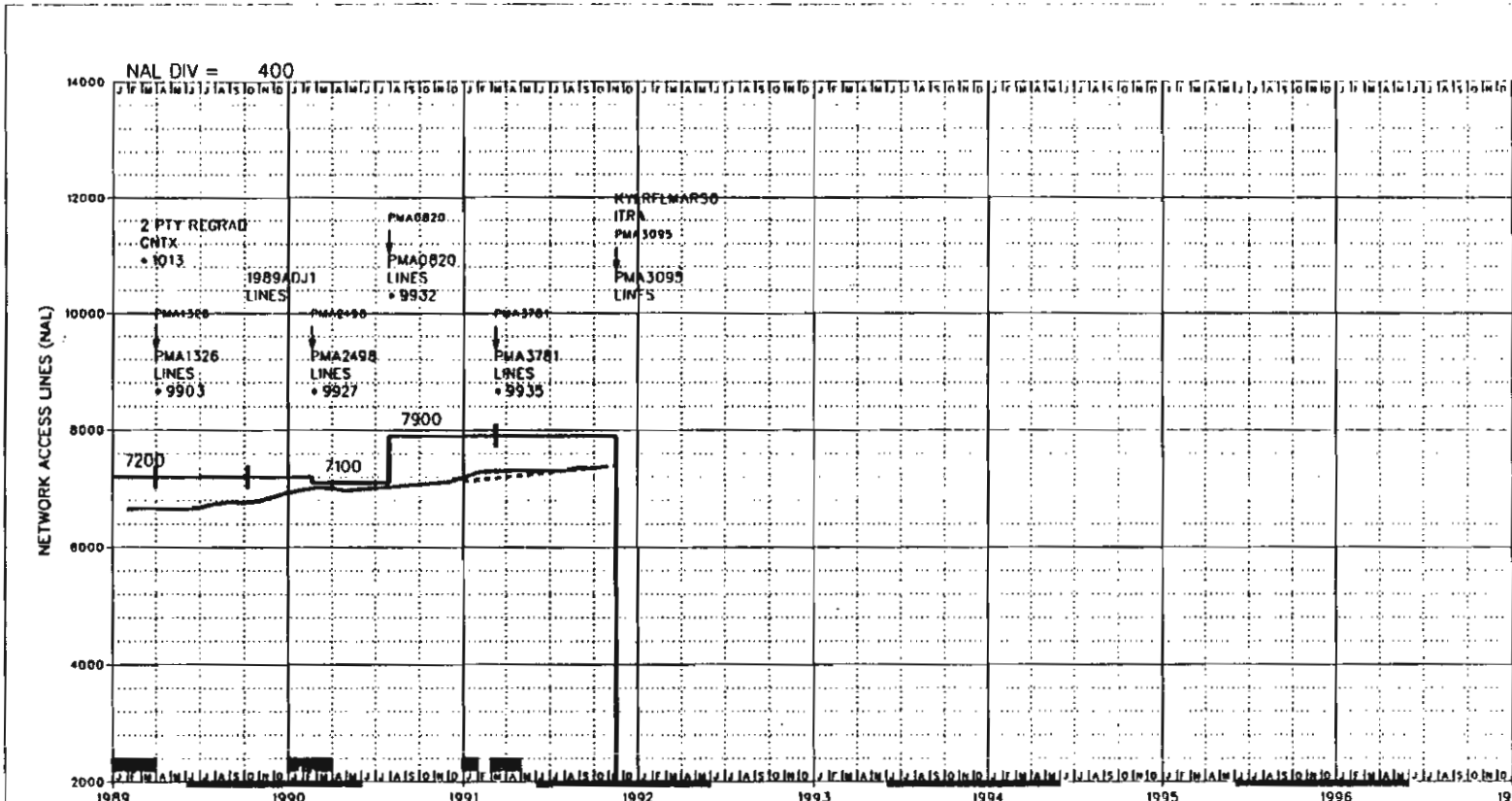
REASON FOR REISSUE:

DATE OF ISSUE: 11/25/91  
 EXCHANGE: KEY LARGO  
 DATABASE: IIVF

BUILDING: KYI RFLMA STAT: FL  
 LATA: SOET/460  
 COMPANY: SBEL AREA: SBFS  
 DIVISION: SFSO DISTRICT: SDAD  
 EXHAUST: 01/01/99

YEAR	1989		1990		1991		1992		1993		1994		1995		1996	
NAL/LN	6583	340	6923	198	7121	445	7566	365	7931	370	8301	375	8676	370	9046	375
NAL/LN RATIO																

BUILDING: KYLRFLMA  
 CHART: 36.0



NOTES:  
 1013 PARTY LINE TO PRIVATE LINE CONVERSION.  
 9903 AMATPS  
 9927 ADVANCED TOLL INTEGRITY CHECKING SYSTEM  
 9932 100% AMA RECORDING  
 9935 1+ COIN EQUAL ACCESS

REASON FOR REISSUE:  
 1833 US1 AT MI. MKR. 95  
 OBH 0930-1030

DATE OF ISSUE: 1/25/91  
 EXCHANGE: KEY LARGO  
 DATABASE: LIVE  
 CO TYPE: 2BES  
 NXX:  
 852

BUILDING: KYRFLMARSO STAF: FI  
 LATA: SOE1/460  
 COMPANY: SBEL AREA SBFS  
 DIVISION: SF50 DISTRICT SDAD  
 EXHAUST: 01/01/99  
 CONTACT: GFSPVY  
 NUMBER CYHADLEY  
 EQ ENGINEER CHMICHELL

E. A. DATE 08/25/86  
 DIR CLOSE 09/04/92  
 DIR DELIVER 11/16/92  
 NAL FCST 06/15/91  
 CCS FCST 07/25/90  
 ENTITY CUT 10/29/79  
 ENTITY TERM 11/16/91  
 LATEST NAL 7385  
 SWITCH HOST  
 ENTITY: CHART:

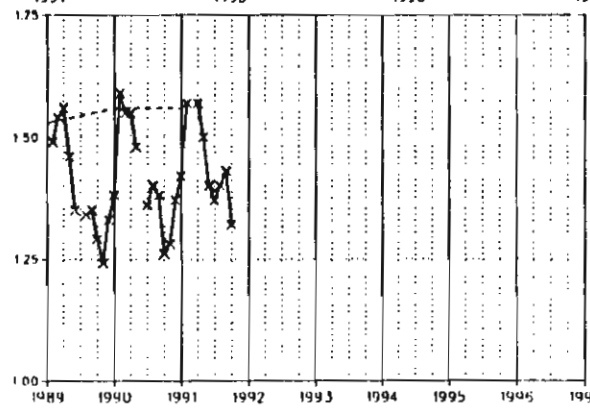
KYLRF1M85E 30.1

YEAR	1989	1990	1991	1992	1993	1994	1995	1996	1997
NAL	6583 (A)	6923 (A)	7121 (A)						
LINES	6583	6923	7121						
CCS/NAL	1.53	1.56	1.56						
CCS STATUS	A	A	A						

NAL/LN RATIO	1989	1990	1991	1992	1993	1994	1995	1996	1997
NAL/LN RATIO	1.00000	1.00000	1.00000						

SVC	1989												1990												1991											
DTS	[Grid]												[Grid]												[Grid]											
IML	[Grid]												[Grid]												[Grid]											
%IFFM	[Grid]												[Grid]												[Grid]											

JOBNUM	RDYSD	REQSD	SHIP
PMA1326	03/31/89	03/31/89	01/20/89
PMA2498	02/19/90	02/19/90	11/21/89
PMA0820	07/29/90	07/29/90	05/05/90
PMA3781	03/10/91	03/10/91	12/22/90
PMA3095	11/16/91	11/16/91	**/**/**



REPORT: PARIB  
 PAGE: 1 OF 2  
 BUILDING: KEY LARGO MAIN  
 ENT CUT: 10/29/79

ENTITY: KYLRFLM85E  
 ENT TERM: 11/16/91

LSDF SYSTEM  
 GRAPHIC PART B VERSION 1.00  
 DATABASE: LIVE

DATE: 11/25/91  
 TIME: 19:03:40  
 CHART NO.: 36.1  
 EQ TYPE: 2BES

JOB/ROJ/AT	1989ATI	PMA1325	1989AOJ1	PMA2498	PMA0820	PMA3781
EVENT-DATE	02/28/89	03/31/89	10/08/89	02/19/90	07/29/90	03/10/91
ROYSO/TOATE	02/28/89	03/31/89	10/08/89	02/19/90	07/29/90	03/10/91
REQSO	03/31/89	03/31/89	10/08/89	02/19/90	07/29/90	03/10/91
CAP EXH.	01/28/89	01/28/89	11/21/89	05/05/90	05/05/90	12/22/90
SHIP DATE	01/28/89	01/28/89	11/21/89	05/05/90	05/05/90	12/22/90
JOB DESC.	CNTX	AMATPS	JRATC	GA	GA	TRKS
NAL TRANS	28					
TRANS ENT	2 PTY REGROD					
LSE1		SCP	SCP	SCP	SCP	SCP
NAL CAP SE		9400	9400	9400	2900 12300	12300
TC		11500	11500	11500	800 12300	12300
LNS		7200	7200	7100	800 7900	7900
NDS		7700	7700	7700	800 8500	8500
ML		7200	7200	7100	800 7900	7900
CNTRX CAP		0	0	0	0	0
INST. NOS		10000	10000	10000	0	10000
UAV ASSGN		912	912	912	-862 50	50
%FNDS		85.00	85.00	85.00	85.00	85.00
INST. LNS		9216	9216	9216	1024 10240	10240
UAV ASSGN		1143	1143	1235	35 1270	1270
%TOTAL FILL		89.30	89.30	89.30	87.90	87.90
LNCAP IN LNS		7200	7200	7100	800 7900	7900
SIZING DATE		05/02/88		09/11/89	02/24/89	10/30/90
NOD DUE		06/18/88		07/29/89	06/03/89	11/10/90
TELCO DUE		09/24/88		11/27/89	11/18/89	12/01/90
TURNOVER		04/16/89		02/19/90	07/29/90	05/19/91
GENERIC SVC				07/13/86	07/13/86	07/13/86
GENERIC		2BE4		2BE4	2BE4	2OE4
CONC RATIO		4:1		4:1	4:1	4:1
ENG LSF						
ENG CCS/NAL		1.53	1.53	1.53	1.59	1.59
DESIGN BS						
MRAJ		0.00	0.00	5.26	15.61	0.00
PROCESSOR		30000	30000	30000	30900	30000
CAP TRUNK		0	0	0	0	0
DGTL TK UNIT		0	0	0	0	0
LLN/LT/SH/NH		5	-5	5	5	5
LSR/LTS/=/		18	-18	18	20	20
LSH/=/L32		0	0	0	0	0
TSC/=/ISS/MP		0	0	0	0	0
ILN/=/L64		0	0	0	0	0
TOT FRS/SHL		0	0	0	2	0
REUSE FR/SHL		0	0	0	2	0
GROSS ADDNS		105	13	13	175	2
EXT JOB DESC		AMATPS/382-3	LN/TK/REARRAN	MATV	REUSED/LINES	
ZCTDIP		7.70	7.70	7.70	9.10	9.10

JOB CAT.

M

A

A

I

REPORT: PARTB  
PAGE: 2 OF 2  
BUILDING: KEY LARGO MAIN  
ENT CUT: 10/29/79

ENTITY: KYLRFLMABSE  
ENT TERM: 11/16/91

LSDF SYSTEM  
GRAPHIC PART B VERSION 1.00  
DATABASE: LIVE

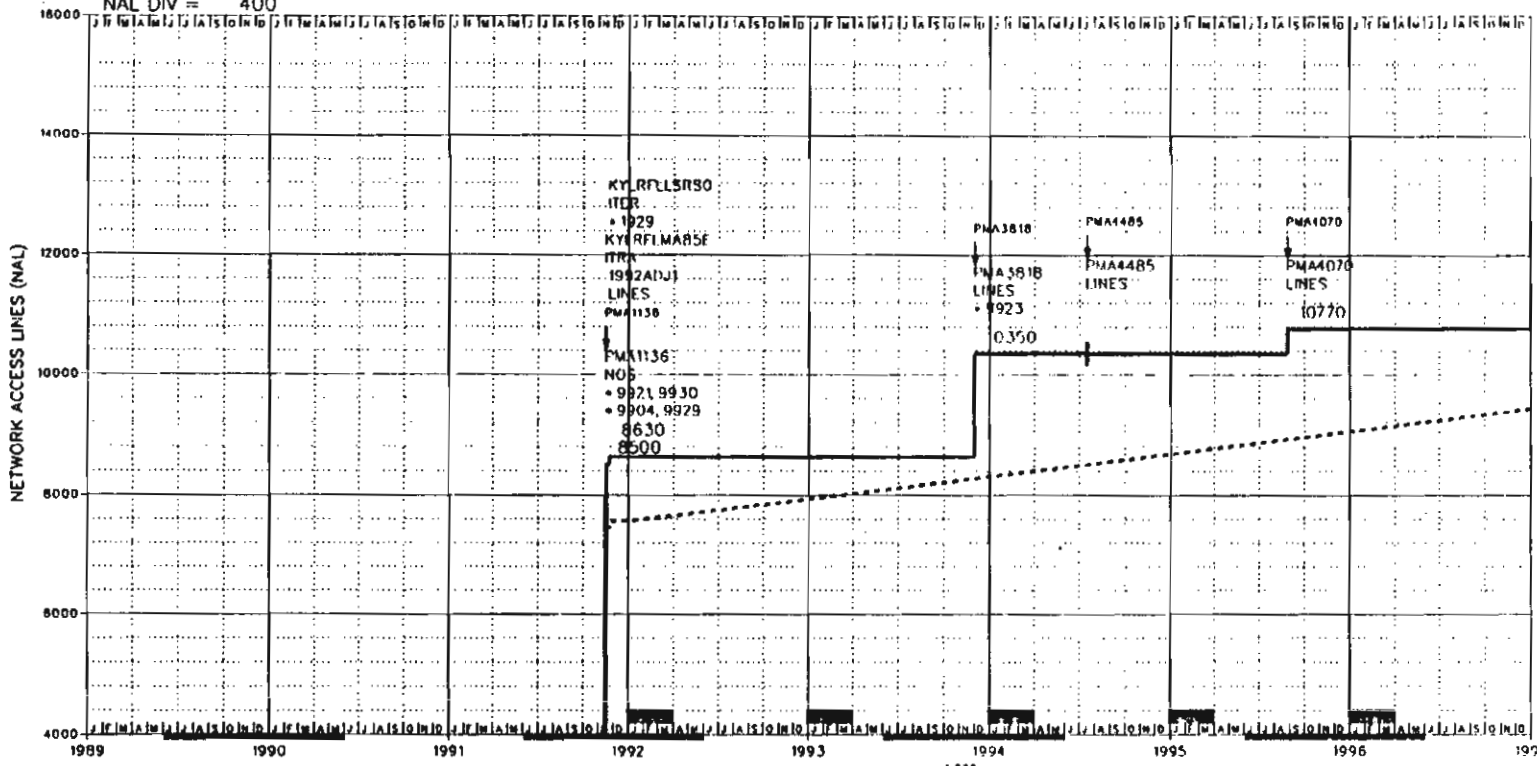
DATE: 11/25/91  
TIME: 19:03:40  
CHART NO.: 36.1  
FO TYPE: 2BS

JOB/ROJ/AT	1991AT1	PMA3095
EVENT-NUM		EVT1
EVENT-DATE	11/16/91	11/16/91
ROYSO/TOATE	11/16/91	11/16/91
REQSO	###/###/###	11/16/91
CAP EXH.	###/###/###	###/###/###
SHIP DATE	###/###/###	###/###/###
JOB DESC.	IIRA	OISP
NAL TRANS	-7400	
TRANS ENT	KYLRFLMARSO	
LSEI		SCRMF
NAL CAP SE		-12300 0
TC		-12300 0
LNS		-7900 0
NOS		-8500 0
ML		-7900 0
CNTRX CAP		0
INST. NOS		-10000 0
UAV ASSGN		-50 0
%FNOS		
INST. LNS		-10240 0
UAV ASSGN		-1270 0
%TOTAL FILL		
LNCAP IN LNS		-7900 0
SIZING DATE		
NDO DUE		
TELCO DUE		
TURNOVER		
GENERIC SVC		07/13/86
GENERIC		28E4
CUNC RATIO		4:1
ENG LSF		0.00
ENG CCS/NAL		
DESIGN BS		
MRAJ		0.00
PROCESSOR		-30000 0
CAP TRUNK		0
OGLT TK UNIT		0
LLN/LT/SH/NM		-5 0
LSR/LTS/###		-20 0
LSH/###/L32		0
TSC/###/ISS/NP		0
ILN/###/L64		0
TOT FRS/SHL		0
REUSE FR/SHL		0
GROSS ADDNS		0
EXT JOB DESC		RETIRES/2BESS
%CTDIP		0.00

JOB CAT.

0

NAL DIV = 400



NOTES:  
 1929 OCEAN PI ESSEX  
 9904 CCS7 TRUNK SIGNALING  
 9921 RINGMASTER  
 9923 TIMED EARLY FOR BUSY SEASON  
 9929 TOUCHSTAR PHASE I & II  
 9930 CALLER ID (CLID & CHD)

FEASON FOR REISSUE:  
 1833 US1AT MI MKR. 95  
 OBH 0930-1030

DATE OF ISSUE: 11/25/91  
 EXCHANGE: KEY LARGO  
 DATABASE: LIVF  
 CO TYPE: 5RSM  
 NXX: 852F 853F

BUILDING: KYLRFLMARSO STAFF. FI  
 DATA: SDET/460  
 COMPANY: SBEL AREA SHFS  
 DIVISION: SF50 DISTRICT: SUAD  
 EXHAUST: 01/01/99  
 CONTACT: GFSHVEY  
 NUMBER: RIRAINES  
 EQ ENGINEER: OBSLAUGHTER

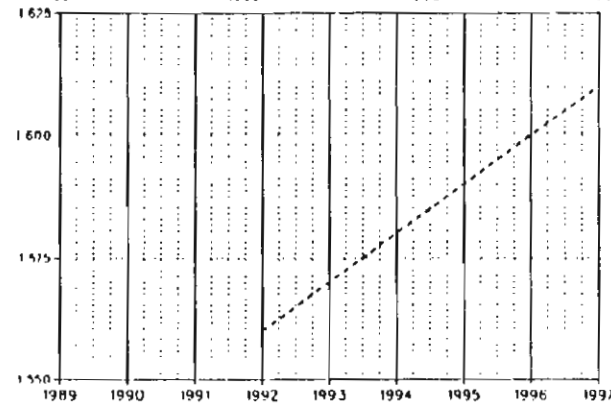
E. A. DATE: 12/08/91  
 DIR CLOSE: 09/04/92  
 DIR DELIVER: 11/16/92  
 NAL FCST: 06/15/91  
 CCS FCST: 08/01/90  
 ENTITY CUT: 11/16/91  
 FINITY TERM: 01/01/99  
 LATEST NAL SWITCH HOST: HMSIFLHMDSO  
 ENTITY: CHART

KYLRFLMARSO 362

YEAR	1989	1990	1991	1992	1993	1994	1995	1996	1997
NAL			(A) 7566 (F)	7931 (F)	8301 (F)	8676 (F)	9046 (F)	9421 (F)	
LINES				7566	7931	8301	8676	9046	9421
CCS/NAL				1.56	1.57	1.58	1.59	1.60	1.61
CCS STATUS									
NAL/LN RATIO				1.00000	1.00000	1.00000	1.00000	1.00000	1.00000

SVC.	1989	1990	1991	JOBNUM	RDYSD	REOSD	SHIP
DTS				PMA1136	11/16/91	11/16/91	06/08/91
				PMA3818	12/01/93	12/01/93	09/11/93
				PMA4485	07/16/94	07/16/94	04/23/94
IML				PMA4070	08/27/95	08/27/95	06/09/95
				PMA4598	08/27/97	08/27/97	06/09/97
%IFFM							





REPORT: PART B  
 PAGE: 1 OF 2  
 BUILDING: KEY LARGO MAIN  
 ENT CUT: 11/16/91

ENTITY: KYLRFLMARSO  
 ENT TERM: 01/01/99

LSDP SYSTEM  
 GRAPHIC PART B VERSION 1.00  
 DATABASE: LIVE

DATE: 11/25/91  
 TIME: 19:03:40  
 CHART NO.: 36.2  
 EQ TYPE: SRSB

JOB/ADJ/AT 1991AT1  
 EVENT-NUM PMA1136  
 EVENT-DATE 11/16/91  
 ROYSO/TOATE 11/16/91  
 REQSO ■■■/■  
 CAP EXH. ■■■/■  
 SHIP DATE ■■■/■  
 JOB DESC. ITRA  
 NAL TRANS 7400  
 TRANS ENT KYLRFLMABSE

1992AT1  
 EVT1  
 11/23/91  
 11/23/91  
 ■■■/■  
 ■■■/■  
 ■■■/■  
 06/08/91  
 REPL  
 ■■■/■  
 ■■■/■  
 ITR  
 NXX  
 126  
 KYLRFLLSRSO

1992ADJ1  
 EVT1  
 11/23/91  
 11/23/91  
 ■■■/■  
 ■■■/■  
 NXX

PMA3018  
 EVT1  
 12/01/93  
 12/01/93  
 12/01/93  
 ■■■/■  
 09/11/93  
 GA

PMA4485  
 EVT1  
 07/16/94  
 07/16/94  
 07/16/94  
 ■■■/■  
 04/23/94  
 MEMORY

LSE1  
 NAL CAP SE  
 IC  
 LNS  
 NOS  
 ML  
 CNTRX CAP  
 INST. NOS  
 URY ASSGN  
 %FNOS  
 INST. LNS  
 URY ASSGN  
 %TOTAL FILL  
 LNCAP IN LNS  
 SIZING DATE  
 NOD DUE  
 TELCO DUE  
 TURNOVER  
 GENERIC SVC  
 CONC RATIO  
 ENG LSF  
 ENG CCS/NAL  
 DESIGN BS  
 MRAJ  
 PROCESSOR  
 CAP TRUNK  
 DGTL TK UNIT  
 LLN/LI/SM/NM  
 LSR/LTS/■/■  
 LSH/■/■/L32  
 TSC/■/TSS/NP  
 TLN/■/■/L64  
 TOT FR5/SHL  
 REUSE FR/SHL  
 GROSS ADDNS  
 EXT JOB DESC  
 XCTOIP

NTW  
 19950 19950  
 19950 19950  
 8630 8630  
 8500 8500  
 8500 8500  
 100 100  
 10000 10000  
 50 50  
 85.00  
 10880 10880  
 253 253  
 81.24  
 8630 8630  
 07/27/90  
 09/22/90  
 12/29/90  
 09/28/91  
 06/07/91  
 5E6.1  
 10:1  
 1.57  
 24.51  
 125000 125000  
 0 0  
 3 3  
 8 8  
 0 0  
 20 20  
 0 0  
 11  
 0  
 1425  
 REPLACE/2BES  
 9.06

NTW  
 19950  
 19950  
 8630  
 6800 15300  
 130 8630  
 100  
 10000 20000  
 1950 2000  
 85.00  
 10880  
 253  
 81.24  
 8630  
 SE6.1  
 10:1  
 1.57  
 0.00  
 125000  
 0  
 3  
 8  
 0  
 20  
 0  
 0  
 0  
 70  
 0CN PT/REHDM  
 9.06

NTW  
 1150 21100  
 1150 21100  
 1720 10350  
 1720 15300  
 1720 10350  
 100  
 20000  
 2000  
 85.00  
 1152 12032  
 253  
 87.90  
 1720 10350  
 06/21/93  
 01/16/93  
 04/10/93  
 12/01/93  
 10:1  
 1.57  
 20.83  
 125000  
 0  
 3  
 8  
 0  
 22  
 0  
 0  
 0  
 70  
 2 DCLU  
 8.07

NTW  
 21100  
 21100  
 10350  
 15300  
 10350  
 100  
 20000  
 2000  
 85.00  
 12032  
 253  
 87.90  
 10350  
 06/18/91  
 07/03/93  
 10/16/93  
 07/16/94  
 10:1  
 1.57  
 0.00  
 125000  
 0  
 3  
 8  
 0  
 22  
 0  
 0  
 0  
 50  
 SM MEMORY  
 8.87

JOB CAT.

I

A

M

REPORT: PARTB

PAGE: 2 DF 2

BUILDING: KEY LARGO MAIN

ENT CUT: 11/16/91

ENTITY: KYLRFLMARSO

ENT TERM: 01/01/99

LSDF SYSTEM  
GRAPHIC PART B VERSION 1.00  
DATABASE: LIVE

DATE: 11/25/91

TIME: 19:03:40

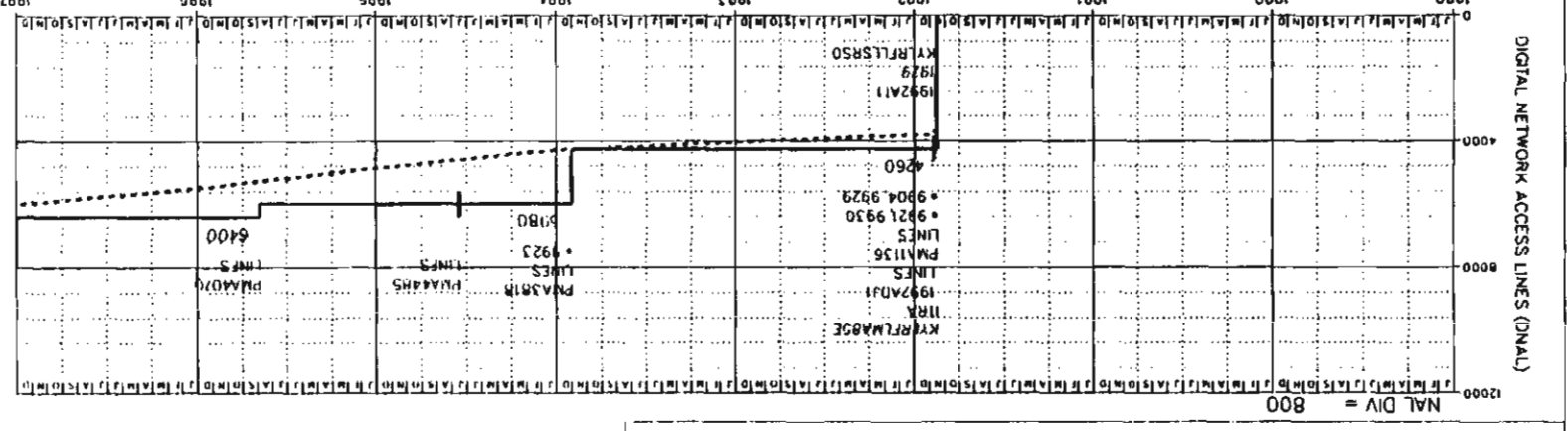
CHART NO.: 36.2

CO TYPE: SRSM

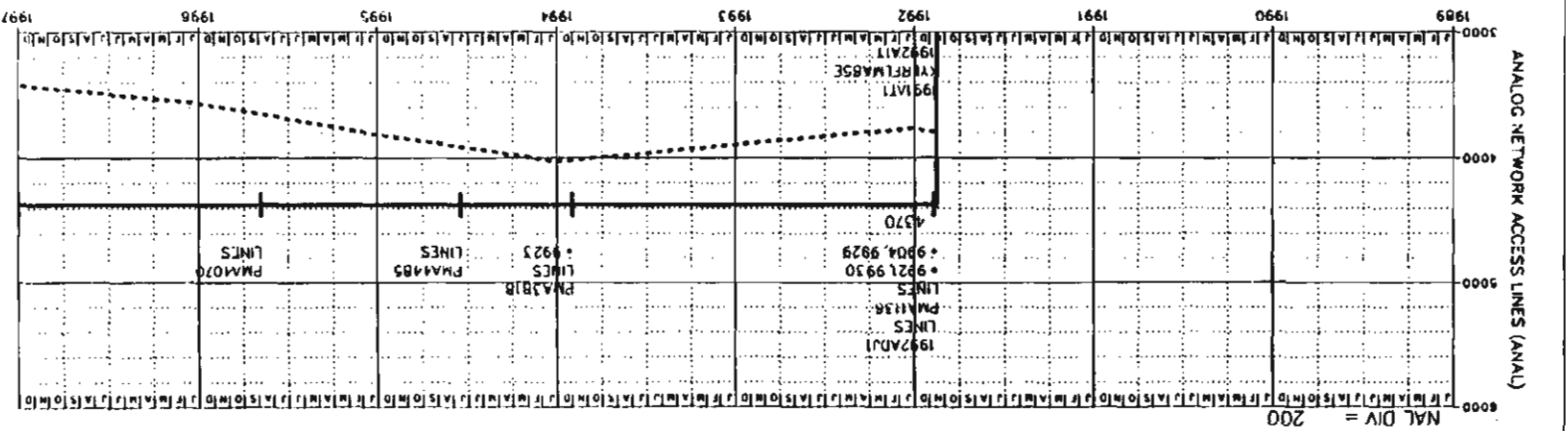
JOB/ADJ/AT	PMA4070		PMA4598	
EVENT-NUM	EVT1		EVT1	
EVENT-DATE	08/27/95		08/27/97	
RDYSD/TDATE	08/27/95		08/27/97	
REQSO	08/27/95		08/27/97	
CAP EXH.	##/##/##		##/##/##	
SHIP DATE	06/09/95		06/09/97	
JOB DESC.	GA		GA	
NAL TRANS				
TRANS ENT				
LSE1	NTW		NTW	
NAL CAP SE	2400	23500	5900	23500
TC	6200	27300	1800	33200
LNS	420	10770	1800	12570
NOS		15300		15300
ML	420	10770	1800	12570
CNTRX CAP	100	200		200
INST. NOS		20000		20000
UAV ASSGN		2000		2000
%FNOS	85.00		85.00	
INST. LNS	1728	13760	1728	15488
UAV ASSGN		253		253
%TOTAL FILL	79.77		82.53	
LNCAP IN LNS	420	10770	1800	12570
SIZING DATE	05/10/91		05/10/91	
NDD QUE	10/15/94		10/15/96	
TELCO QUE	01/07/95		01/07/97	
TURNOVER	08/27/95		08/27/97	
GENERIC SVC				
GENERIC				
CONC RATIO	10:1		10:1	
ENG LSF				
ENG CCS/NAL	1.61		1.61	
DESIGN BS				
MRAJ	24.02		0.00	
PROCESSOR		125000		125000
CAP TRUNK		0		0
OGTL TK UNIT		0		0
LLN/LT/SM/NM 1		4		4
LSR/LTS/##		8		8
LSH/##/L32		0		0
TSC/##/TSS/NP 3		25	3	28
ILN/##/L64		0		0
TDT FRG/SHL 3		0		0
REUSE FR/SHL 0		0		0
GROSS ADDNS		260		210
EXT JOB OESC	ISM3DCLU		30CLU/ENOJ00	
%CTDIP	8.87		8.87	

JOB CAT. A

YEAR	1989	1990	1991	1992	1993	1994	1995	1996	1997
ACTUAL				47	55	58	56	74	87
CCS/NAI				1.56	1.57	1.58	1.59	1.60	1.61
NAI			(A)	3803 (F)	4035 (F)	4274 (F)	4862 (F)	5485 (F)	6000 (F)
NAI/IN RATIO				0	0	0	0	0	100000



YEAR	1989	1990	1991	1992	1993	1994	1995	1996	1997
ACTUAL				3763	3896	4027	3814	3561	3421
CCS/NAI				1.56	1.57	1.58	1.59	1.60	1.61
NAI			(A)	3763 (F)	3896 (F)	4027 (F)	3814 (F)	3561 (F)	3421 (F)
NAI/IN RATIO				0	0	0	0	0	100000



ENTRY: KYRFLMARSO 36.2  
 CHART:

LATEST DNAL -9998998  
 LATEST SLIC -9998998  
 LATEST URBAN -9998998  
 LATEST D112 -9998998

DIGITAL  
 DLCTST DATE 05/10/91  
 EQUIP ENGR CBLSLAUSHTER  
 CONTACT NO. DURAINS  
 CONTACT GFSPIVY  
 LATEST ANAL -9998998  
 LCST DATE 06/15/91  
 SWITCH HOST HMSTLLHMDSO

BUILDING KEY LARGO MAIN  
 ANALOG  
 EQ TYPE: SRSM  
 DATABASE: LIVE  
 EXCHANGE: KEY LARGO  
 DATE OF ISSUE: 11/25/91

REASON FOR REISSUE: 1833 US1 MI MKR 95  
 OBH 0930-1030

1929 OCEAN PT ESS  
 1904 CCS/ TRUNK SIGNALING  
 9921 RINGMASTER  
 9923 TRUNK EMPTY FOR BUSY  
 SEASON  
 9929 TOUCHSTAR PHASE I & II  
 9930 CALLER ID (CID & CND)

REPORT: PART B  
 PAGE: 1 OF 2  
 BUILDING: KEY LARGO MAIN  
 ENT CUT: 11/16/91

ENTITY: KYLRFMAR50  
 ENT TERM: 01/01/99

LSOF SYSTEM  
 DIGITAL PART B VERSION 1.00  
 DATABASE: LIVE

DATE: 11/25/91  
 TIME: 19:03:40  
 CHART NO.: 36.2  
 EQ TYPE: SRSH

JOB/AOJ/RT 1991A11  
 EVENT-NUM  
 EVENT-DATE 11/16/91  
 RDYSD/TOATE 11/16/91  
 REQSD  
 CAP EXH.   
 SHIP DATE   
 JOB DESC. 1TRA  
 TRANS ENT KYLRFMAB5E

PMA1136  
 EVT1  
 11/16/91  
 11/16/91  
 11/16/91  
 11/16/91  
 06/08/91  
 REPL

1992A11  
 11/23/91  
 11/23/91  
 11/23/91  
 11/23/91  
 ITER  
 KYLRFLLSR50

1992A0J1  
 EVT1  
 11/23/91  
 11/23/91  
 11/23/91  
 NXX

PMA3818  
 EVT1  
 12/01/93  
 12/01/93  
 12/01/93  
 09/11/93  
 GA

PMA4485  
 EVT1  
 07/16/94  
 07/16/94  
 07/16/94  
 04/23/94  
 MEMORY

ANALOG SECTION -----

NAL TRANS	3800						
NAL CAP TC		8450	8450		8450	-950	7500
LNS		4370	4370		4370		4370
ML		4370	4370		4370		4370
LINE UNITS		8	8		8		8
INST. LNS		5120	5120		5120		5120
UAV ASSGN		157	157		157		157
ZFILL		88.13		88.13		88.13	
ALNCAP LNS		4370	4370		4370		4370
RENG CCS NAL		1.57		1.57		1.57	
ANLG DEF LNS							
ISDN CAP TC			0		0		0
ISDN CAP LNS			0		0		0
ISDN CAP ML			0		0		0
ISDN LN MOD			0		0		0
ISDN INS LNS			0		0		0
ISDN UAV LNS			0		0		0
ISDN ZFILL							
ISDN ENG CCS							

DIGITAL SECTION -----

NAL TRANS	3600			126			
NAL CAP TC		11500	11500		11500	2100	13600
LNS		4260	4260		4260	1720	5980
ML		4260	4260		4260	1720	5980
LINE UNITS		10	10		10	12	12
INST. LNS		5760	5760		5760	1152	6912
UAV ASSGN		96	96		96		96
ZFILL		75.21		75.21		87.73	
DLNCAP LNS		4260	4260		4260	1720	5980
DENG CCS NAL		1.57		1.57		1.57	
CAP SLC SYS		59	59		59	12	71
ENG SLC MD 1		34	34		34	6	40
ENG SLC MD2		25	25		25	6	31
DEF SLC SYS							
CAP URBN SYS			0		0		0
DEF URBN SYS							
CAP OMS112			0		0		0
SLC OLU		10	10		10	2	12
URBAN DLU			0		0		0

REPORT: PARTB

PAGE: 2 OF 2

BUILDING: KEY LARGO MAIN

ENT CUT: 11/16/91

ENTITY: KYLRFMARSO

ENT TERM: 01/01/99

LSOF SYSTEM  
DIGITAL PART B VERSION 1.00  
DATABASE: LIVE

DATE: 11/25/91

TIME: 19:03:40

CHART NO.: 36.2

EQ TYPE: SRSM

JOB/ROJ/AT	PMA4070	PMA4598
EVENT-NUM	EVT1	EVT1
EVENT-DATE	08/27/95	08/27/97
RDYSD/TDATE	08/27/95	08/27/97
REQSD	08/27/95	08/27/97
CAP EXH.	##/##/##	##/##/##
SHIP DATE	06/09/95	06/09/97
JOB DESC.	GA	GA
TRANS ENT		

ANALOG SECTION -----

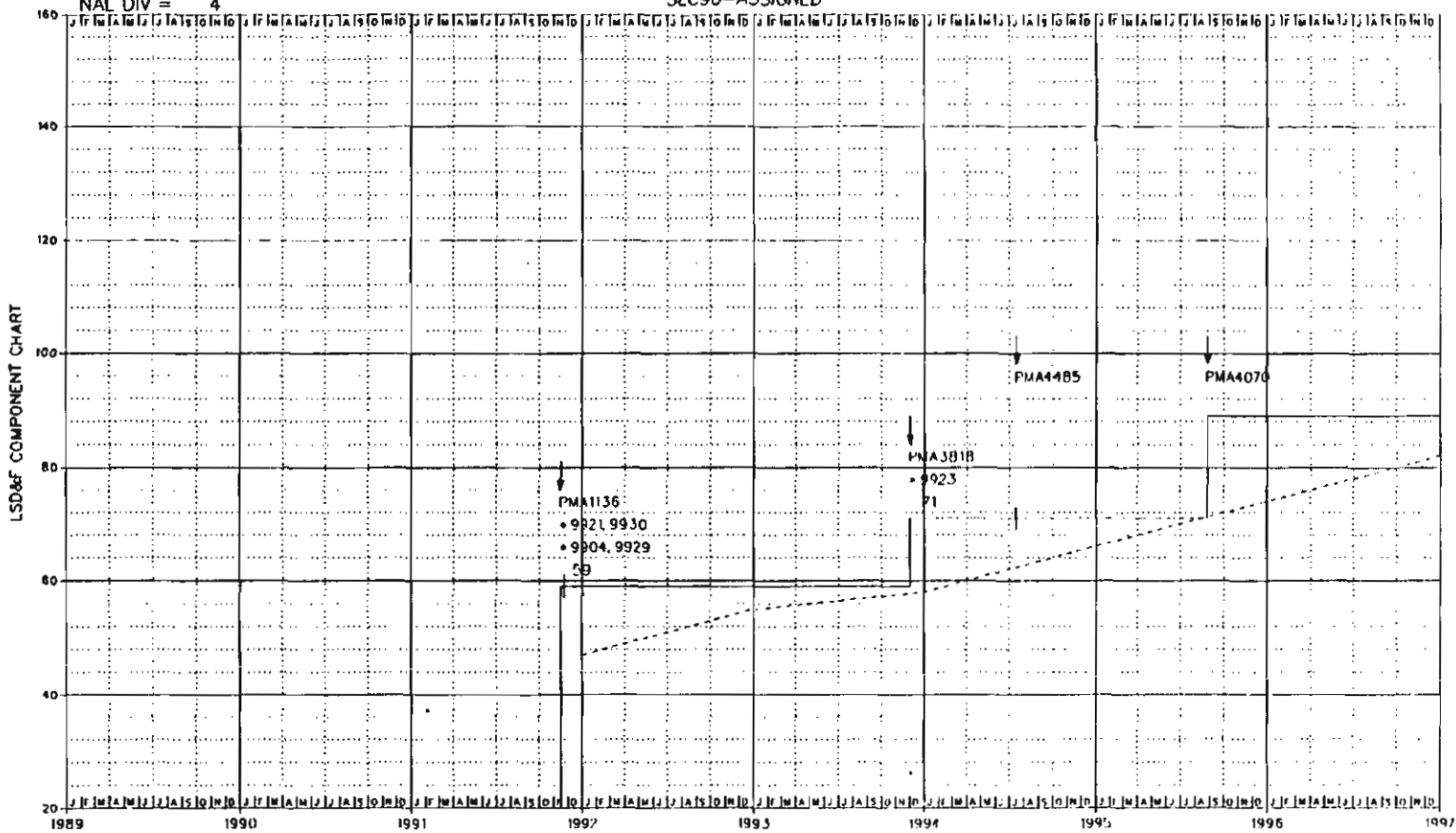
NAL TRANS			
NAL CAP TC	7500		7500
LNS	4370		4370
ML	4370		4370
LINE UNITS	8		8
INST. LNS	5120		5120
URV ASSGN	157		157
ZFILL	88.13	88.13	
ALNCAP LNS	4370		4370
AENG CCS NAL	1.61	1.61	
ANLG DEF LNS			
ISON CAP TC	0		0
ISON CAP LNS	0		0
ISON CAP ML	0		0
ISON LN MOO	0		0
ISON INS LNS	0		0
ISON URV LNS	0		0
ISON ZFILL			
ISON ENG CCS			

DIGITAL SECTION -----

NAL TRANS				
NAL CAP TC	6200	19800	5900	25700
LNS	420	6400	1800	8200
ML	420	6400	1800	8200
LINE UNITS		15		18
INST. LNS	1728	8640	1728	10368
URV ASSGN		96		96
ZFILL	74.91		79.83	
OLNCAP LNS	420	6400	1800	8200
DENG CCS NAL	1.61		1.61	
CAP SLC SYS	18	89	18	107
ENG SLC MD 1	10	50	10	60
ENG SLC MD2	8	39	8	47
DEF SLC SYS				
CAP URBN SYS	0			0
DEF URBN SYS				
CAP QMS112	0			0
SLC DLU	3	15	3	18
URBAN DLU	0			0

NAL DIV = 4

SLC96-ASSIGNED



NOTES:  
 9904 CCS7 TRUNK SIGNALING  
 9921 RINGMASTER  
 9923 TIMED EARLY FOR BUSY SEASON  
 9929 TOUCHSTAR PHASE I & II  
 9930 CALLER ID (IC1ID & CND)

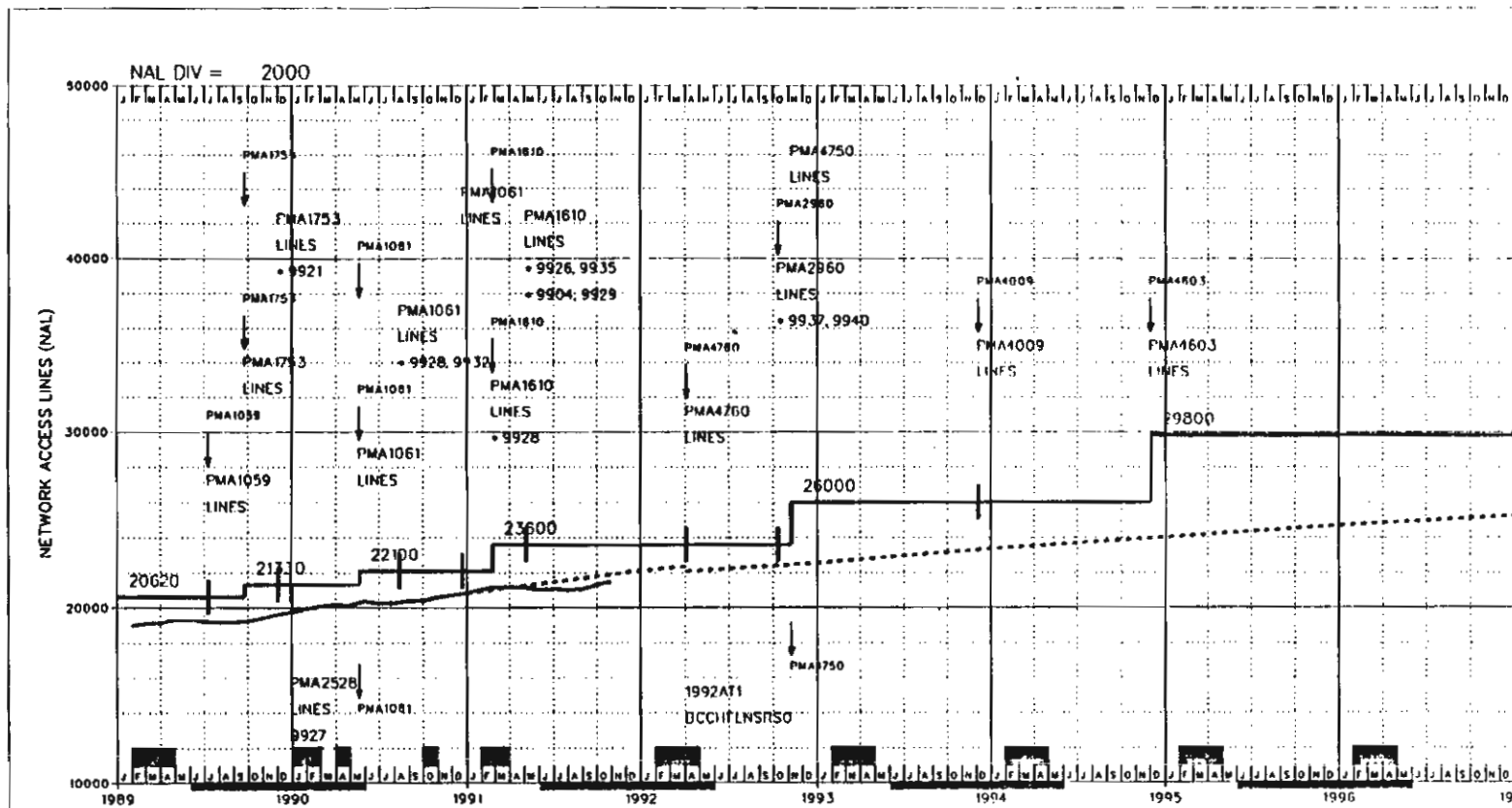
REASON FOR REISSUE:  
 1833 US1 AT MI MKR 95  
 OBH 0930-1030

DATE OF ISSUE: 11/21/91  
 EXCHANGE: KEY LARGO  
 DATABASE: LIVE  
 EQ TYPE: 5RSM  
 NXX: 852F 853F

BUILDING: KYRILMA STAIR #1  
 LATA: SOET/460  
 COMPANY: SBEL AREA SBFS  
 DIVISION: SF50 DISTRICT: 50AD  
 EXHAUST: 01/01/99  
 CONTACT: GFSPIVET  
 NUMBER: RJRAINES

YEAR	1989	1990	1991	1992	1993	1994	1995	1996
DEMAND/GAIN				47 (F) 8	55 (F) 3	58 (F) 8	66 (F) 8	74 (F) 8
SLC MODE 1C				29	31	31	36	41
SLC MODE 1F				17	23	26	29	32
SLC MODE 2C				1	1	1	1	1
SLC MODE 2F				0	0	0	0	0

ENTITY: KYRILMARGO  
 CHART: 362



- NOTES:
- 9904 CCS7 TRUNK SIGNALING
  - 9921 RINGMASTER
  - 9926 CCS ACCESS CAPABILITY
  - 9927 ADVANCED TOLL INTEGRITY CHECKING SYSTEM
  - 9928 ONA REQUIREMENTS
  - 9929 TOUCHSTAR PHASE I & II
  - 9932 100% AMA RECORDING
  - 9935 1+ COIN EQUAL ACCESS
  - 9937 CARRIER IDENT. CODE (CIC) EXPAN. (FG R)
  - 9940 CAL. TWD-DONT-ANSWER AFTER CALL WAITING

REASON FOR REISSUE:  
 1809 KEY WEST 530 SOUTHARD ST  
 OBH 1630

DATE OF ISSUE: 11/25/91  
 EXCHANGE: KEY WEST  
 DATABASE: LIVE  
 CO TYPE: SES  
 NXX:  
 292 293 294 296

BUILDING: KYWSEI MASTATE: FI  
 LATA: SOE1/460  
 COMPANY: SBLL AREA: SBFS  
 DIVISION: SFSD DISTRICT: SDAD  
 CKHAUST: 01/01/99  
 CONTACT: JRSLIOUT  
 NUMBER: HBTOWER  
 EQ ENGINEER: RJLIOTIA

E. A. DATE: 10/14/85  
 DIR CLOSE: 09/04/92  
 DIR DELIVER: 11/13/92  
 NAL FCST: 06/15/91  
 CCS FCST: 08/01/90  
 ENTITY CUT: 08/25/85  
 ENTITY TERM: 01/01/99  
 LATEST NAL: 21487  
 SWITCH HOST

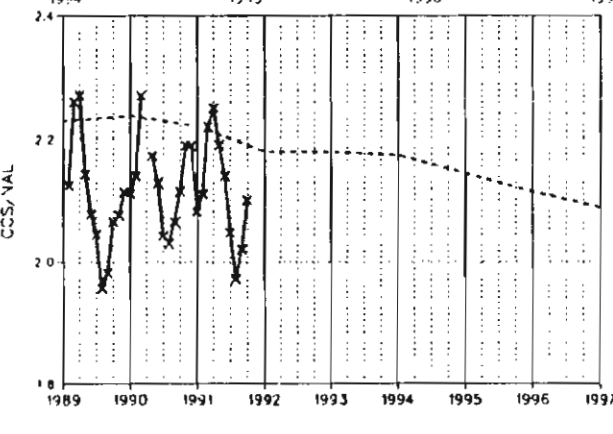
ENTITY: CHART:  
 KYWSEI MADS0 37.1

YEAR	1989	1990	1991	1992	1993	1994	1995	1996	1997
NAL	18867 (A)	19719 (A)	20827 (A)	22133 (F)	22547 (F)	23362 (F)	24017 (F)	24687 (F)	25252 (F)
LINES	18867	19719	20827	22133	22547	23362	24017	24687	25252
CCS/NAL	2.23	2.24	2.22	2.18	2.18	2.17	2.14	2.11	2.09
CCS STATUS	A	A	A						

NAL/LN RATIO		1.00000	1.00000	1.00000	1.00000	1.00000	1.00000	1.00000	1.00000	
SVC.		1989			1990			1991		
DTS	0.02	0.02	0.02	0.02	0.02	0.02	0.02	0.02	0.02	
IML	0.00	0.00	0.00	0.00	0.00	0.00	0.00	0.00	0.00	
%IFFM										

JOBNUM	RDYSD	REQSD	SHIP
PMA1059	07/09/89	07/09/89	03/25/89
PMA1753	09/24/89	09/24/89	08/19/89
PMA1753	12/03/89	09/24/89	08/19/89
PMA2528	12/31/89	12/31/89	10/28/89
PMA1061	05/20/90	05/20/90	03/31/90
PMA1061	08/12/90	05/20/90	03/31/90
PMA1061	12/23/90	05/20/90	10/27/90
PMA1610	02/24/91	02/24/91	11/24/90



REPORT: PART B  
 PAGE: 1 OF 3  
 BUILDING: KEY WEST MAIN  
 ENT CUT: 08/25/85

ENTITY: KYMSFLMADSO  
 ENT TERM: 01/01/99

LSDF SYSTEM  
 GRAPHIC PART B VERSION 1.00  
 DATABASE: LIVE

DATE: 11/25/91  
 TIME: 19:03:40  
 CHART NO.: 37.1  
 CO TYPE: SES

JOB/ADJ/AT	PMA1059	PMA1753	PMA1753	PMA2528	PMA1061	PMA1061
EVENT-NUM	EVT1	EVT1	EVT2	EVT1	EVT1	EVT2
EVENT-DATE	07/09/89	09/24/89	12/03/89	12/31/89	05/20/90	08/12/90
ROYSD/DATE	07/09/89	12/03/89	12/03/89	12/31/89	12/23/90	12/23/90
REOSD	07/09/89	09/24/89	09/24/89	12/31/89	05/20/90	05/20/90
CAP EXH.	###/###/###	###/###/###	###/###/###	###/###/###	###/###/###	###/###/###
SHIP DATE	03/25/89	08/19/89	08/19/89	10/28/89	03/31/90	03/31/90
JOB DESC.	GEN	GA	GEN	ATICS	GA	GEN
NAL TRANS						
TRANS ENT						
LSE1	NTW	NTW	NTW	NTW	NTW	NTW
NAL CAP SE	5500 37400	1200 38600	1200 38600	38600 38600	1700 40300	1700 40300
TC	5500 37400	1200 38600	1200 38600	38600 38600	1700 40300	1700 40300
LNS	20620	710 21330	710 21330	21330 21330	770 22100	770 22100
NOS	25200	710 25200	710 25200	-100 25100	770 25100	770 25100
ML	20620	710 21330	710 21330	21330 21330	770 22100	770 22100
CNTRX CAP						
INST. NOS	30000	30000	30000	30000	30000	30000
UAY ASSGN	365	365	365	465	465	465
%FNOS	85.00	85.00	85.00	85.00	85.00	85.00
INST. LNS	24896	576 25472	576 25472	25472 25472	1152 26624	1152 26624
UAY ASSGN	426	426	426	526	526	526
%TOTAL FILL	84.23	85.13	85.13	85.51	84.64	84.64
LNCAP IN LNS	20620	710 21330	710 21330	21330 21330	770 22100	770 22100
SIZING DATE	09/01/89	09/01/89	09/01/89	09/11/89	09/01/89	09/01/89
NDO DUE	06/25/88	01/21/89	01/21/89	09/13/89	05/06/89	05/06/89
TELCO DUE	10/22/88	03/11/89	03/11/89	09/25/89	09/16/89	09/16/89
TURNOVER	07/09/89	12/03/89	12/03/89	12/31/89	12/23/90	12/23/90
GENERIC SVC						
GENERIC	SE3.1	SE3.1	SE4.2	SE4.2	SE4.2	SE5
CONC RATIO	8:1	8:1	8:1	8:1	8:1	8:1
ENG LSF						
ENG CCS/NAL	2.25	2.25	2.25	2.25	2.25	2.25
DESIGN BS						
MRAJ	0.00	7.82	0.00	0.00	9.20	0.00
PROCESSOR	207000	207000	207000	207000	206800	206800
CAP TRUNK	6 61	61	61	61	8 69	69
OCTL TK UNIT	0	0	0	0	2	0
LLN/LI/SM/NM	12	12	12	12	2 14	14
LSR/LIS/=/	0	0	0	0	0	0
LSH/=/L32	0	0	0	0	0	0
TSC/=/TSS/NP	94	94	94	94	12 106	106
TLN/=/L64	0	0	0	0	0	0
TOT FR/SHL	0	1	0	0	6	0
REUSE FR/SHL	0	0	0	0	0	0
GROSS ADDNS	300	133	0	13	624	0
EXT JOB DESC	GEN CHNG/SE3	ADV COMP/LIN	GEN CHNG/SE4	ATICS	HOST/50KY	GEN CHNG/5F5
%CTOIP	8.15	8.15	8.15	8.19	8.19	8.19

JOB CAT. G A G M A G



REPORT: PARTB  
 PAGE: 2 OF 3  
 BUILDING: KEY WEST MAIN  
 ENT CUT: 08/25/85

ENTITY: KYMSFLMADSO  
 ENT TERM: 01/01/99

LSOF SYSTEM  
 GRAPHIC PART B VERSION 1.00  
 OATBASE: LIVE

DATE: 11/25/91  
 TIME: 19:03:40  
 CHART NO.: 37.1  
 EQ TYPE: SES

JOB/ROJ/AT	PMA1061	PMA1610	PMA1610	1992AT1	PMA4760	PMA2960
EVENT-NUM	EVT3	EVT1	EVT2		EVT1	EVT1
EVENT-DATE	12/23/90	02/24/91	05/05/91	04/04/92	04/04/92	10/11/92
ROYSD/TDATE	12/23/90	05/05/91	05/05/91	04/04/92	04/04/92	10/11/92
REQSO	05/20/90	02/24/91	02/24/91	02/24/91	04/04/92	10/11/92
CAP EXH.	##/##/##	##/##/##	##/##/##	##/##/##	##/##/##	##/##/##
SHIP DATE	10/27/90	11/24/90	11/24/90	11/24/90	12/07/91	06/27/92
JOB DESC.	TIE-IN	GA	GEN	ITER	TIE-IN	GEN
NAL TRANS				-278		
TRANS ENT				BCCHFLNSRSO		
LSEI	NTW	TD	TO		TO	NTW
NAL CAP SE		-1500	38800		38800	8700
TC	40300	6000	46300	40000	46300	47500
LNS	22100	1500	23600	0	23600	1200
NOS	8900	34000	34000	40000	34000	23600
ML	22100	1500	23600	34000	23600	34000
CNTRX CAP		0	0	0	0	0
INST. NOS	10000	40000	40000	40000	40000	40000
UAY ASSGN	-465	0	0	0	0	0
ZFNOS	85.00	85.00	85.00	85.00	85.00	85.00
INST. LNS	26624	3456	30080	30080	30080	30080
UAY ASSGN	526	526	526	526	526	526
ZTOTAL FILL	84.64	79.82	79.82	79.82	79.82	79.82
LNCAP IN LNS	22100	1500	23600	23600	23600	23600
SIZING DATE	06/26/90	06/26/90	06/26/90	06/26/90	09/27/91	09/19/91
NDO DUE	05/06/89	03/03/90	03/03/90	03/03/90	10/05/91	11/30/91
TELCO DUE	06/23/90	07/07/90	07/07/90	07/07/90	10/12/91	01/25/92
TURNOVER	12/23/90	05/05/91	05/05/91	05/05/91	01/26/92	10/11/92
GENERIC SVC				04/19/91		
GENERIC	SE5	SE5	SE5	SE5	SE6	SE7
CONC RATIO	8:1	8:1	8:1	8:1	8:1	0:1
ENG LSF						
ENG CCS/NAL	2.25	2.27	2.27	2.27	2.27	2.27
DESIGN BS						
MRAJ	0.00	20.47	41.99	0.00	0.00	0.00
PROCESSOR	206800	-600	206200	206200	206200	-300
CAP TRUNK	16	85	97	97	97	97
DGTL TK UNIT	4	3	0	0	0	0
LLN/LT/SM/NM	2	1	17	17	17	17
LSR/LTS/##	0	0	0	0	0	0
LSH/##/L32	0	0	0	0	0	0
TSC/##/SS/NP	12	17	135	135	135	135
TLN/##/L64	0	0	0	0	0	0
TOT FR/SHL	6	5	0	0	0	0
REUSE FR/SHL	0	0	0	0	0	0
GROSS ADDNS	340	865	0	0	68	0
EXT JOB DESC	HOST/MRTH	ADV COMP/LIN	GEN CHNG/SE6	8.19	BC TIE-IN	GEN CHNG/SE7
ZCTOIP	8.19	8.19	8.19	8.19	8.19	8.19

JOB CAT. T A G H G

REPORT: PARTB  
 PAGE: 3 OF 3  
 BUILDING: KEY WEST MAIN  
 ENT CUT: 08/25/85

ENTITY: KYWSFLMA05D  
 ENT TERM: 01/01/99

LSOF SYSTEM  
 GRAPHIC PART B VERSION 1.00  
 DATABASE: LIVE

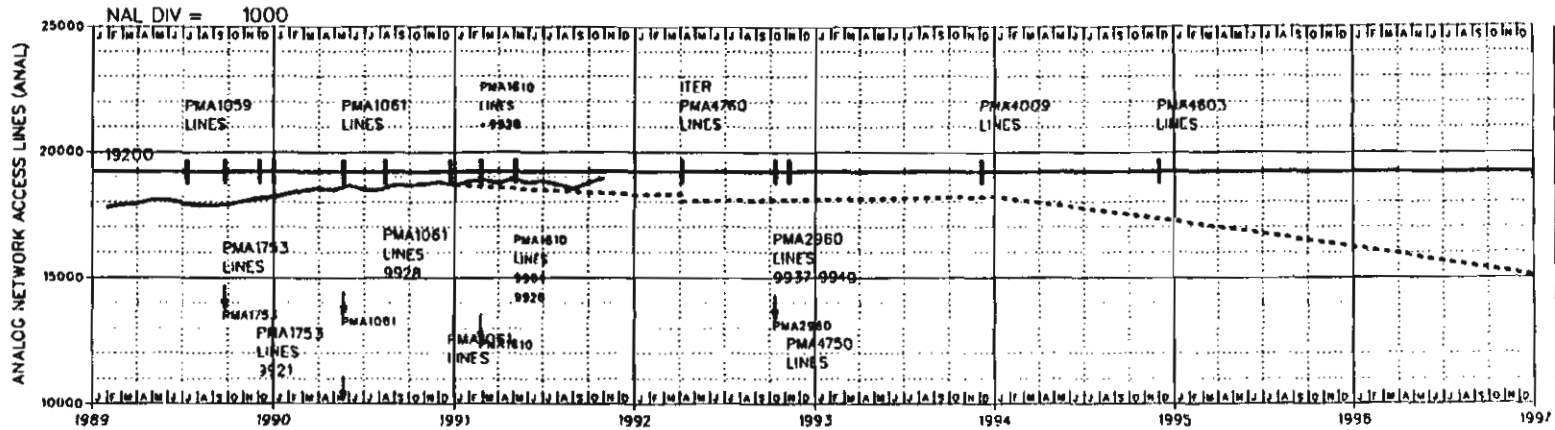
DATE: 11/25/91  
 TIME: 19:03:40  
 CHART NO.: 37.1  
 EQ TYPE: SES

JOB/ROJ/AT	PMA4750	PMA4009	PMA4603	PMAKWR2
EVENT-NUM	EVT1	EVT1	EVT1	EVT1
EVENT-DATE	11/08/92	12/05/93	12/01/94	01/01/97
ROYSO/TOATE	11/08/92	12/05/93	12/01/94	01/01/97
REOSD	11/08/92	12/05/93	12/01/94	01/01/97
CAP EXH.	##/##/##	##/##/##	##/##/##	##/##/##
SHIP DATE	10/10/92	10/02/93	08/27/94	10/01/96
JOB OESC.	GA	TIE-IN	GA	GA
NAL TRANS				
TRANS ENT				
LSEI	TD	TD	TD	TD
NAL CAP SE	-8700 38800	-100 38800	10700 38800	-100 30800
TC	6100 53608	53500	64200	64100
LNS	2400 26000	26000	3800 29800	29800
NOS	34000	34000	34000	34000
ML	2400 26000	26000	3800 29800	29800
CNTRX CAP	0	0	0	0
INST. NOS	40000	40000	40000	40000
UAV ASSGN	0	0	0	0
%FNOS	85.00	85.00	85.00	85.00
INST. LNS	3456 33536	33536	5760 39296	39296
UAV ASSGN	526	526	526	526
%TOTAL FILL	78.73	78.73	76.84	76.84
LNCAP IN LNS	2400 26000	26000	3800 29800	29800
SIZING DATE	09/19/91	09/18/91	09/18/91	01/05/96
NOD DUE	03/21/92	12/26/92	11/09/93	11/09/93
TELCO DUE	07/25/92	03/27/93	02/28/94	04/06/96
TURNOVER	11/08/92	12/05/93	12/01/94	01/01/97
GENERIC SVC	10/02/92			
GENERIC	SE7	SE7	SE9	SE9
CONC RATIO	8:1	8:1	8:1	8:1
ENG LSF				
ENG CCS/NAL	2.34	2.34	2.34	2.34
DESIGN BS				
MRAJ	24.74	22.87	25.03	0.00
PROCESSOR	300 206200	206200	206200	206200
CAP TRUNK	8 105	105	8 113	113
DCTL TK UNIT	1	0	1	0
LLN/LT/SM/NM	1 18	1 19	2 21	21
LSR/LTS/##	0	0	0	0
LSH/##/L32	0	0	0	0
TSC/##/TSS/NP	9 144	3 147	14 161	161
TLN/##/L64	0	0	0	0
TOT FRS/SHL	3	3	6	0
REUSE FR/SHL	0	0	0	0
GROSS A00NS	440	160	1200	0
EXT JOB OESC	GROWTH	VK TIE-IN	GROWTH/SMP23	END JOB
%CTOIP	8.19	8.19	8.19	8.19

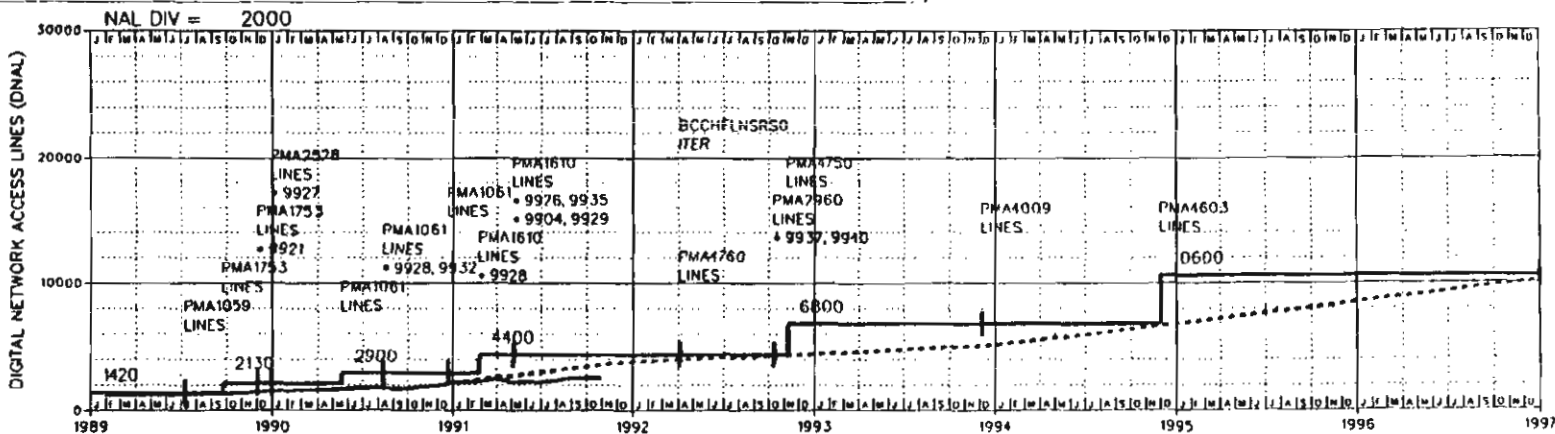
JOB CAT. A

M

A



YEAR	1989	1990	1991	1992	1993	1994	1995	1996	1997
NAI	17683 (A)	18189 (A)	18660 (A)	18270 (F)	18087 (F)	18201 (F)	17253 (F)	16218 (F)	15078 (F)
ANLG LNS	17683	18189	18660	18270	18087	18201	17253	16218	15078
CCS/NAI	2.28	2.29	2.29	2.30	2.31	2.32	2.33	2.34	2.35
ACCS ACTUAL	A	A	A						
NAI/LN RATIO	1.00000	1.00000	1.00000	1.00000	1.00000	1.00000	1.00000	1.00000	1.00000



YEAR	1989	1990	1991	1992	1993	1994	1995	1996	1997
NAI	1184 (A)	1530 (A)	2167 (A)	3863 (F)	4460 (F)	5161 (F)	6764 (F)	8469 (F)	10174 (F)
DNAL	1184	1530	2167	3863	4460	5161	6764	8469	10174
CCS/NAI	1.43	1.63	1.63	1.64	1.65	1.66	1.67	1.68	1.70
CCCS ACTUAL	A	A	A						
SLC SYS	17	25	38	67	84	90	118	148	178
URBAN SYS	0	0	0	0	0	0	0	0	0
NAI/LN RATIO	1.00000	1.00000	1.00000	1.00000	1.00000	1.00000	1.00000	1.00000	1.00000

- NOTES:
- 9904 CCS7 TRUNK SIGNALING
  - 9921 RINGMASTER
  - 9926 CCS ACCESS CAPABILITY
  - 9927 ADVANCED TOLL INTEGRITY CHECKING SYSTEM
  - 9928 ONA EQUIPEMENTS
  - 9929 TOUCHSTAR PHASE I & II
  - 9932 100% AMA RECORDING
  - 9936 1+ COIN EQUAL ACCESS
  - 9935 CARRIER IDENT. CODF
  - 9937 CAL EXPAN. (FC B)
  - 9940 CAL FWD-DONT-ANSWER AFTER CALL WAITING

REASON FOR REISSUE:  
1809 KEY WEST 530 SOUTHARD ST  
OBH 1630

DATE OF ISSUE: 11/25/91  
EXCHANGE: KEY WEST  
DATABASE: LIVE  
EO TYPE: 5ES  
ANALOG

BUILDING: KEY WEST MAIN  
SWITCH: J1051

FCST DATE: 06/15/91  
LATEST ANAL: 18927  
CONTACT: JRSTOUT  
CONTACT NO.: HDTOWER  
EQUIP ENGR: RJL011A

DIGITAL  
DLFCST DATE: 06/20/90  
LATEST DNAL: 2560  
LATEST SLC: 40  
LATEST URBN: 0  
LATEST D117: 0

ENTITY: KYWSFLMAD50  
CHART: 37.1



REPORT: PARTB  
 PAGE: 2 OF 3  
 BUILDING: KEY WEST MAIN  
 ENT CUT: 08/25/85

ENTITY: KYWSFLMADSO  
 ENT TERM: 01/01/99

LSDF SYSTEM  
 DIGITAL PART B VERSION 1.00  
 DATABASE: LIVE

DATE: 11/25/91  
 TIME: 14:03:40  
 CHAR1 NO.: 37.1  
 EQ TYPE: SES

JOB/ADJ/AT	PMA1061	PMA1610	PMA1610	1992ATI	PMA4760	PMA2960
EVENT-NUM	EVT3	EVT1	EVT2		EVT1	EVT1
EVENT-DATE	12/23/90	02/24/91	05/05/91	04/04/92	04/04/92	10/11/92
ROYSO/TDATE	12/23/90	05/05/91	05/05/91	04/04/92	04/04/92	10/11/92
REQSO	05/20/90	02/24/91	02/24/91	02/24/91	04/04/92	10/11/92
CAP EXH.	**/**/**	**/**/**	**/**/**	**/**/**	**/**/**	**/**/**
SHIP DATE	10/27/90	11/24/90	11/24/90	**/**/**	12/07/91	06/27/92
JOB DESC.	TIE-IN	GA	GEN	ITER	TIE-IN	GEN
TRANS ENT				OCCHCLNSRSO		

ANALOG SECTION -----

DESCRIPTION	PMA1061	PMA1610	PMA1610	1992ATI	PMA4760	PMA2960
NAL TRANS				-278		
NAL CAP TC	31000	-400	30600		30600	1200
LNS	19200		19200		19200	19200
ML	19200		19200		19200	19200
LINE UNITS	43		43		43	43
INST. LNS	22016		22016		22016	22016
URV ASSGN	430		430		430	430
ZFILL	88.90	88.90	88.90		88.90	88.90
ALNCAP LNS	19200		19200		19200	19200
RENG CCS NAL	2.36	2.39	2.39		2.39	2.30
ANLG DEF LNS	0		0		0	0
ISON CAP TC	2048		2048		2048	2048
LNS	200		200		200	200
ML	200		200		200	200
LN MOD	1		1		1	1
INS LNS	256		256		256	256
URV LNS	56		56		56	56
ZFILL	100.00	100.00	100.00		100.00	100.00
END CCS	15.00	15.00	15.00		15.00	15.00

DIGITAL SECTION -----

DESCRIPTION	PMA1061	PMA1610	PMA1610	1992ATI	PMA4760	PMA2960
NAL TRANS						
NAL CAP TC	9300	6400	15700		15700	15700
LNS	2900	1500	4400		4400	4400
ML	2900	1500	4400		4400	4400
LINE UNITS	8		14		14	14
INST. LNS	4608	3456	8064		8064	8064
URV ASSGN	96		96		96	96
ZFILL	64.27	55.22	55.22		55.22	55.22
DLNCAP LNS	2900	1500	4400		4400	4400
DENG CCS NAL	1.58	1.64	1.64		1.64	1.64
CAP SLC SYS	47	36	83		83	83
ENG SLC MD 1	47	36	83		83	83
ENG SLC MD 2	0		0		0	0
DEF SLC SYS	0		0		0	0
CAP URBAN SYS	0		0		0	0
DEF URBAN SYS	0		0		0	0
CAP DMS112	0		0		0	0
SLC OLU	8	6	14		14	14
URBAN OLU	0		0		0	0

REPORT: PART B  
 PAGE: 3 OF 3  
 BUILDING: KEY WEST MAIN  
 ENT CUT: 08/25/85

ENTITY: KYWSFLMAOSO  
 ENT TERM: 01/01/99

LSDF SYSTEM  
 DIGITAL PART B VERSION 1.00  
 DATABASE: LIVE

DATE: 11/25/91  
 TIME: 19:03:40  
 CHART NO.: 37.1  
 EQ TYPE: SFS

JOB/ADJ/AT	PMA4750	PMA4009	PMA4603	PMAKGR2
EVENT-NUM	EVT1	EVT1	EVT1	EVT1
EVENT-DATE	11/08/92	12/05/93	12/01/94	01/01/97
RDYSD/TDATE	11/08/92	12/05/93	12/01/94	01/01/97
REDSO	11/08/92	12/05/93	12/01/94	01/01/97
CAP EXH.	**/**/**	**/**/**	**/**/**	**/**/**
SHIP DATE	10/10/92	10/02/93	08/27/94	10/01/96
JOB DESC.	GA	TIE-IN	GA	GA
TRANS ENT				

ANALOG SECTION -----

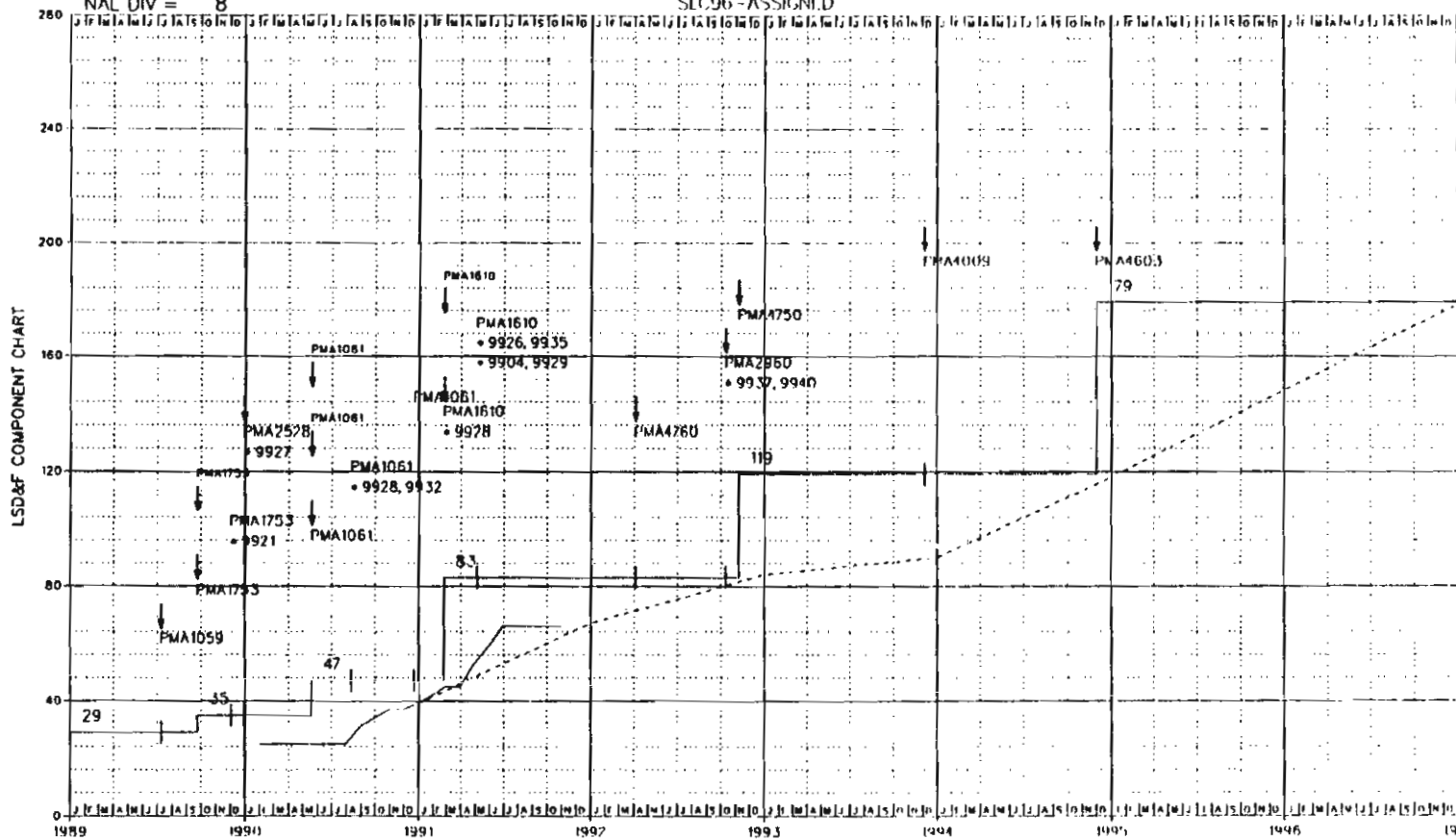
NAL TRANS						
NAL CAP TC	-300	31500	-100	31400	-200	31200
LNS		19200		19200		19200
ML		19200		19200		19200
LINE UNITS		43		43		43
INST. LNS		22016		22016		22016
URV ASSGN		430		430		430
%FILL	88.90		88.90		88.90	
ALNCAP LNS		19200		19200		19200
RENG CCS NAL	2.32		2.33		2.34	
ANLG DEF LNS		0		0		0
ISON CAP TC		2048		2048		2048
LNS		200		200		200
ML		200		200		200
LN MOD		1		1		1
INS LNS		256		256		256
URV LNS		56		56		56
%FILL	100.00		100.00		100.00	
ENG CCS	15.00		15.00		15.00	

DIGITAL SECTION -----

NAL TRANS						
NAL CAP TC	6400	22100		22100	10900	33000
LNS	2400	6800		6800	3800	10600
ML	2400	6800		6800	3800	10600
LINE UNITS		20		20		30
INST. LNS	3456	11520		11520	5760	17280
URV ASSGN		96		96		96
%FILL	59.52		59.52		61.68	
DLNCAP LNS	2400	6800		6800	3800	10600
DENG CCS NAL	1.66		1.67		1.68	
CAP SLC SYS	36	119		119	60	179
ENG SLC MO 1	36	119		119	60	179
ENG SLC MO2		0		0		0
DEF SLC SYS		0		0		0
CAP URBN SYS		0		0		0
DEF URBN SYS		0		0		0
CAP OMS112		0		0		0
SLC DLU	6	20		20	10	30
URBAN DLU		0		0		0

NAL DIV = 8

SLC96-ASSIGNED



NOTES:  
 9904 CUS7 TRUNK SIGNALING  
 9921 RINGMASTER  
 9926 CCS ACCESS CAPABILITY  
 9927 ADVANCED TOLL INTEGRITY CHECKING SYSTEM  
 9928 ONA EQUIPMENTS  
 9929 TOUCHSTAR PHASE I & II  
 9932 100% AMA RECORDING  
 9935 1+ COIN EQUAL ACCESS  
 9937 CARRIER IDENT. CODE (CIC) EXPAN. (FG B)  
 9940 CALL FWD-DONT-ANSWER AFTER CALL WAITING

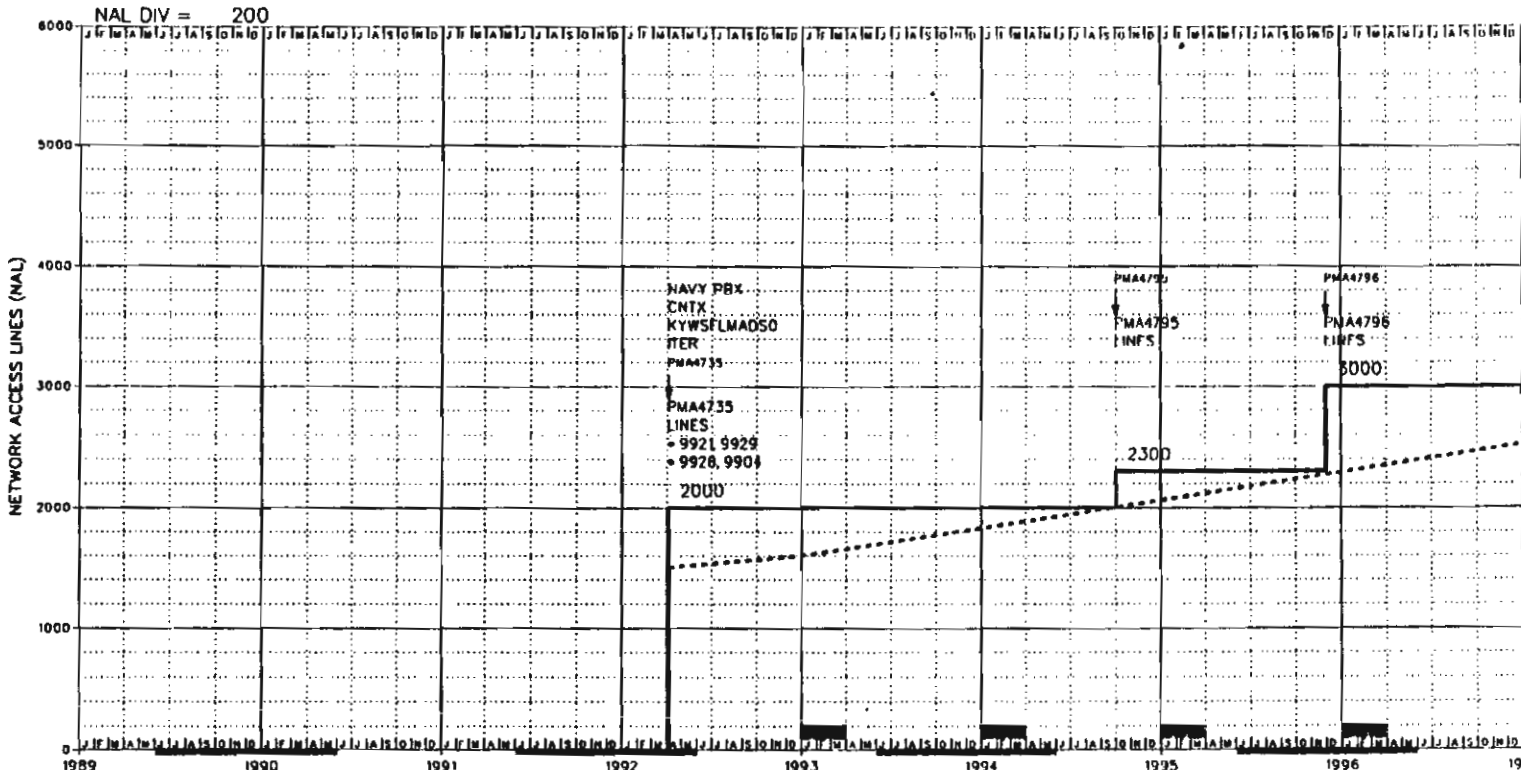
REASON FOR REISSUE:  
 1809 KEY WEST 530 SOUTHARD ST  
 OBH 1630

DATE OF ISSUE: 11/25/91  
 EXCHANGE: KEY WEST  
 DATABASE: LIVE  
 EQ TYPE: SES  
 NXX: 292 293 294 296

BUILDING: KYWSLMA STAIR FL  
 DATA: SDC/460  
 COMPANY: SREL AREA 39F5  
 DIVISION: SPCD DISTRICT 50AD  
 EXHAUST: 01/01/99  
 CONTACT: J051011  
 NUMBER: HRTOWER

YEAR	1989	1990	1991	1992	1993	1994	1995	1996
DEMAND/GAIN		25 (A) 14	39 (A) 28	67 (F) 17	81 (F) 6	90 (F) 28	118 (F) 30	148 (F) 50
SLC MODE IC			9	9	9	9	9	9
SLC MODE IF			12	31	45	47	65	85
SLC MODE 2C			13	18	19	20	25	30
SLC MODE 2F			6	9	11	14	19	24

ENTRY: KYWSLMA150  
 CHART: 57.1



NOTES:  
 9904 CCS7 TRUNK SIGNALING  
 9921 RRM MASTER  
 9926 CCS ACCESS CAPABILITY  
 9929 TOUCHSTAR PHASE I & II

REASON FOR REISSUE:

DATE OF ISSUE: 11/25/91  
 EXCHANGE: KEY WEST  
 DATABASE: LIVT  
 EQ TYPE: 5ORM  
 NXX:  
 HOST

BUILDING: BCCHFLNS STATE: FL  
 LATA: SOET/460  
 COMPANY: SBEL AREA: SBFS  
 DIVISION: SF50 DISTRICT: SDAD  
 EXHAUST: 0/0/99  
 CONTACT: JRSTOUT  
 NUMBER HBTOWER  
 EQ ENGINEER RJL011A

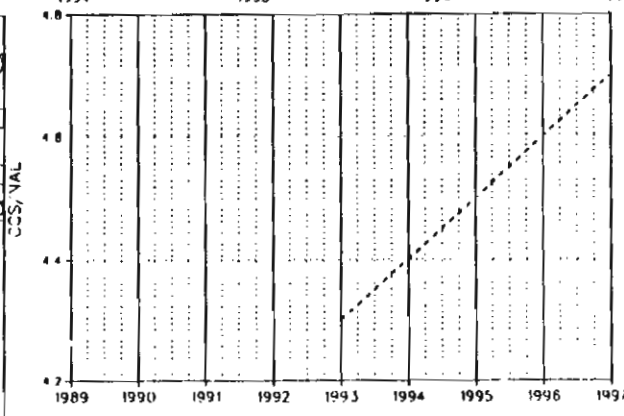
E. A. DATE 04/04/92  
 DIR CLOSE 09/04/92  
 DIR DELIVER 11/16/92  
 NAL FCST 06/19/91  
 CCS FCST 09/12/91  
 ENTITY CUT 04/04/92  
 ENTITY TEPM 01/01/99  
 LATEST NAL 0  
 SWITCH HOST KYWSFLMAUSO  
 ENTITY: CHART:

BCCHFLNSR50 3/2

YEAR	1989	1990	1991	1992	1993	1994	1995	1996	1997
NAL					1601 (F)	1831 (F)	2061 (F)	2291 (F)	2521 (F)
LINES					1601	1831	2061	2291	2521
CCS/NAL					4.30	4.40	4.50	4.60	4.70
CCS STATUS									
NAL/LN RATIO					1.00000	1.00000	1.00000	1.00000	1.00000

SVC	1989	1990	1991	JOBNUM	RDYSD	REQSD	SHIP
DTS				PMA4735	04/04/92	04/04/92	12/14/91
				PMA4795	10/01/94	10/01/94	08/26/94
				PMA4796	12/01/95	12/01/95	10/12/95
				PMAEND	12/01/97	12/01/97	06/15/97
IML							
%IFFM							



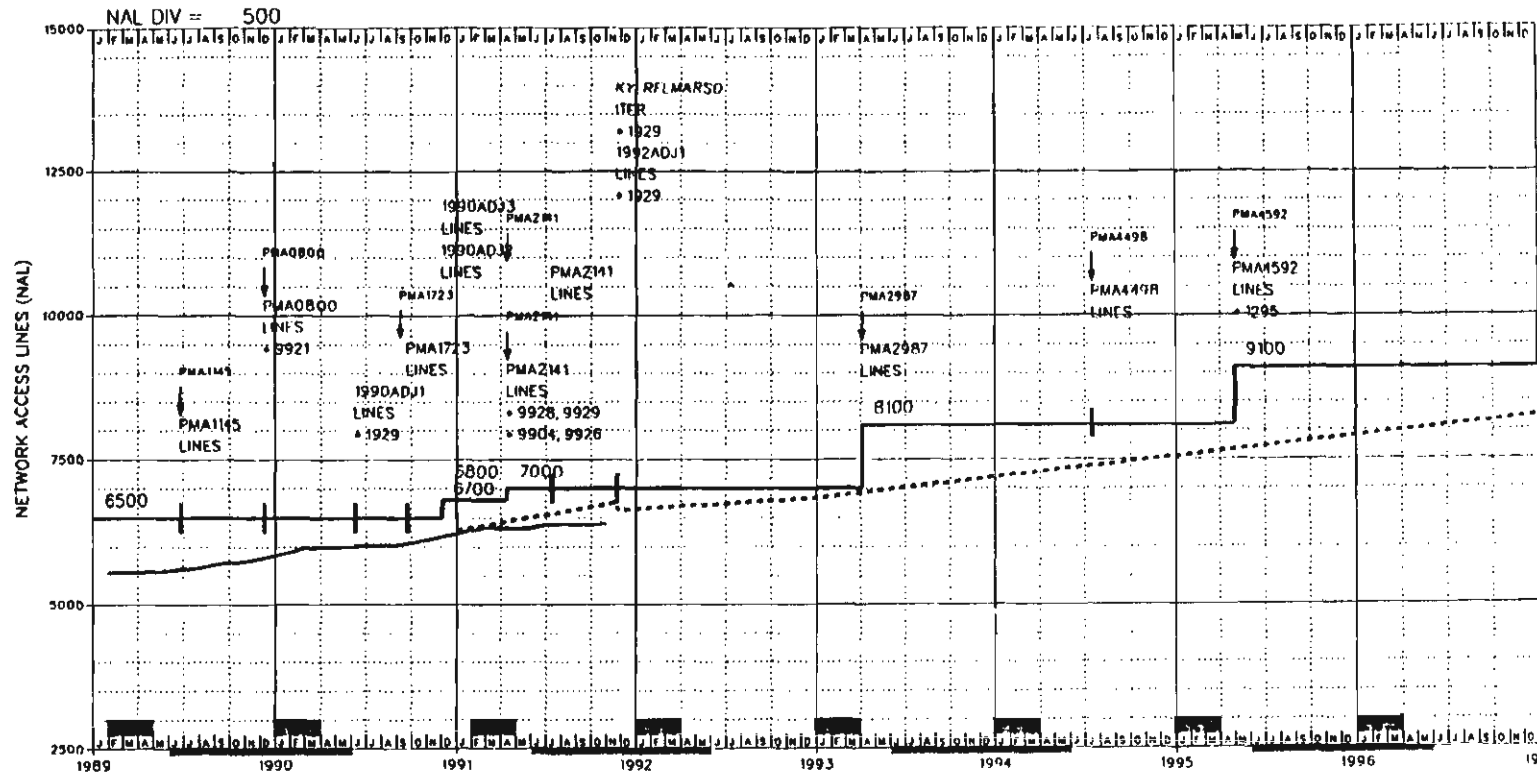


REPORT: PARTB  
 PAGE: 1 OF 1  
 BUILDING: KEY WEST-BOCA CHICATITY: BCCHFLNSRSO  
 ENT CUT: 04/04/92 ENT TERM: 01/01/99

LSDF SYSTEM  
 GRAPHIC PART 0 VERSION 1.00  
 DATABASE: LIVE

DATE: 11/25/91  
 TIME: 19:03:40  
 CHART NO.: 37.2  
 EQ TYPE: SORM

JOB/ROJ/AT	1992AT1	1992AT2	PMA4735	PMA4795	PMA4796	PMA9NO
EVENT-NUM			EVT1	EVT1	EVT1	EVT1
EVENT-DATE	04/04/92	04/04/92	04/04/92	10/01/94	12/01/95	12/01/97
ROYSO/TOATE	04/04/92	04/04/92	04/04/92	10/01/94	12/01/95	12/01/97
REQSD	##/##/##	##/##/##	04/04/92	10/01/94	12/01/95	12/01/97
CAP EXH.	##/##/##	##/##/##	##/##/##	##/##/##	##/##/##	##/##/##
SHIP DATE	##/##/##	##/##/##	12/14/91	08/28/94	10/12/95	08/15/97
JOB OESC.	ITER	CNTX	NE	GROWTH	GROWTH	ENDJOB
NAL TRANS	278	1226				
TRANS ENT	KYMSFLMADSO	NAVY PBX				
LSEI			NTW	NTW	NTW	NTW
NAL CAP SE			2300 2300	300 2600	600 3200	
TC			2300 2300	300 2600	600 3200	3200
LNS			2000 2000	300 2300	700 3000	3000
NOS			8500 8500		0500	8500
ML			2000 2000	300 2300	700 3000	3000
CNTRX CAP						
INST. NOS			10000 10000			10000
UAV ASSGN			0	10000	0	0
%FNOS			85.00	85.00	85.00	85.00
INST. LNS			2304 2304	384 2608	768 3456	3456
UAV ASSGN			85	5 90	12 102	102
%TOTAL FILL			90.11	80.54	89.44	89.44
LNCAP IN LNS			2000 2000	300 2300	700 3000	3000
SIZING DATE			09/27/91	09/12/91	09/12/91	09/12/91
NDO DOE			10/05/91	01/30/94	02/16/95	11/07/96
TELCO QUE			10/12/91	05/01/94	05/18/95	03/15/97
TURNOVER			03/07/92	10/01/94	12/01/95	12/01/97
GENERIC SVC			5E6.1			
GENERIC			6.1	6.1	6.1	6.1
CONC RATIO						
ENG LSF			4.30	4.40	4.60	4.60
ENG CLS/NAL						
DESIGN BS						
MRAJ			29.90	14.00	24.02	0.00
PROCESSOR			41600 41600		41600	41600
CAP TRUNK			0	0	0	0
DGTL TK UNIT			0			
LLN/LT/SM/NM			1	1	1	2
LSR/LTS/##/			0	0	0	0
LSH/##/L32			0	0	0	0
ISC/##/ISS/NP			7	1	2	10
TLN/##/L64			0	0	0	0
TOT FR/SHL			3	0	3	0
REUSE FR/SHL			0	0	0	0
GROSS ADDNS			600	200	300	0
EXT JOB OESC			NEW ORM			
%CTDIP			8.48	8.47	8.46	8.46
JOB CAT.			N	n	n	



NOTES:  
 1295 TIMING BASED ON RSC HOST DEMAND.  
 1929 OCEAN PT ESSX  
 9904 CCS/ TRUNK SIGNALING  
 9921 RINGMASTER  
 9926 CCS ACCESS CAPABILITY  
 9928 ONA REQUIREMENTS  
 9929 TOUCHSTAR PHASE 1 & II

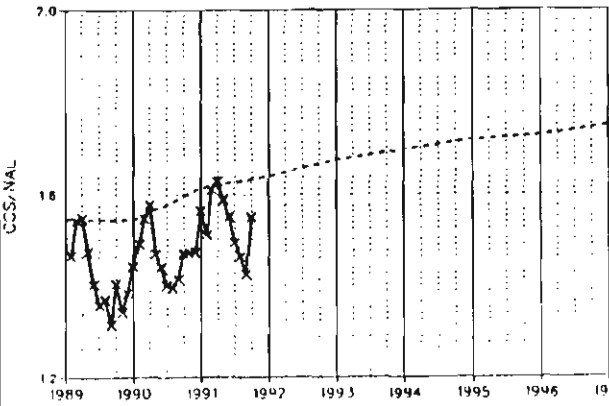
REASON FOR REISSUE:

DATE OF ISSUE: 11/25/91  
 EXCHANGE: KEY LARGO  
 DATABASE: LIVE  
 EQ TYPE: 5RSM  
 NXX: 451 453 8535

BUILDING: KYRFLLS STATE: FL  
 LATA: SOET/460  
 COMPANY: SBEL AREA: SBFS  
 DIVISION: SF50 DISTRICT: SDAD  
 EXHAUST: 01/01/99  
 CONTACT: GSPIVEY  
 NUMBER: RJRINES  
 EQ ENGINEER: ARMEHTA

E. A. DATE: 11/21/87  
 DIR CLOSE: 09/04/92  
 DIR DELIVER: 11/16/92  
 NAL FCST: 06/15/91  
 CCS FCST: 08/01/99  
 ENTITY CUT: 11/21/87  
 ENTITY TEPM: 01/01/99  
 LAILS NAL: 6402  
 SWITCH HOST: HMSFTIMOSO  
 ENTITY: CHAPI  
 KYRFLLSRSO 38.0

YEAR	1989	1990	1991	1992	1993	1994	1995	1996	1997
NAL	5481 (A)	5849 (A)	6289 (A)	6651 (F)	6830 (F)	7195 (F)	7545 (F)	7895 (F)	8245 (F)
LINES	5481	5849	6289	6651	6830	7195	7545	7895	8245
CCS/NAL	1.55	1.54	1.61	1.64	1.68	1.70	1.72	1.73	1.75
CCS STATUS	A	A	A						
NAL/LN RATIO	1.00000	1.00000	1.00000	1.00000	1.00000	1.00000	1.00000	1.00000	1.00000
SVC									
DTS									
IML									
%IFFM									
JOBNUM									
RDYSD									
REQSD									
SHIP									
PMA1145	06/25/89	06/25/89	02/11/89						
PMA0800	12/10/89	12/10/89	08/19/89						
PMA1723	09/23/90	09/09/90	08/02/90						
PMA2141	04/14/91	04/14/91	02/16/91						
PMA2141	07/14/91	04/14/91	07/16/91						
PMA2987	04/04/93	04/04/93	02/14/93						
PMA4498	07/16/94	07/16/94	04/23/94						
PMA4592	05/01/95	05/01/95	02/11/95						



REPORT: PART8

PAGE: 1 OF 3

BUILDING: KYLR LARGO SOUND ENTITY: KYLRFLLSR50  
ENT CUT: 11/21/87 ENT TERM: 01/01/99

LSOF SYSTEM,  
GRAPHIC PART 8 VERSION 1.00  
DATABASE: LIVE

DATE: 11/25/91  
TIME: 19:03:40  
CHART NO.: 38.0  
EQ TYPE: SRSM

JOB/ADJ/AT	PMA1145	PMA0800	1990ADJ1	PMA1723	1990ADJ2	1990ADJ3
EVENT-NUM	EVT1	EVT1	EVT1	EVT1	EVT1	EVT1
EVENT-DATE	06/25/89	12/10/89	06/09/90	09/23/90	12/03/90	12/04/90
ROYSO/TOATE	06/25/89	12/10/89	06/09/90	09/23/90	12/03/90	12/04/90
REQSO	06/25/89	12/10/89	##/##/##	09/09/90	##/##/##	##/##/##
CAP EXH.	##/##/##	##/##/##	##/##/##	##/##/##	##/##/##	##/##/##
SHIP DATE	02/11/89	08/19/89	##/##/##	06/02/90	##/##/##	##/##/##
JOB DESC.	GENERIC	GENERIC	NXX	GENERIC	CT/OIP	REACH
NAL TRANS						
TRANS ENT						
LSEI	TD	TD	TD	TD	TD	TD
NAL CAP SE	-6900 7400	7400	7400	7400	-400 7000	7000
TC	-2800 19400	19400	19400	19400	19400	19400
LNS	6500	6500	6500	6500	200 6700	100 6800
NOS	8400	8400	8700	8700	8700	8700
ML	6500	6500	6500	6500	200 6700	100 6800
CNTRX CAP	100 100	100	100	100	100	100
INST. NOS	10000	10000	300 10300	10300	10300	10300
UAV ASSGN	60	60	60	60	60	60
%FNOS	85.00	85.00	85.00	85.00	85.00	85.00
INST. LNS	8384	8384	8384	8384	8384	8384
UAV ASSGN	196	196	196	196	196	196
%TOTAL FILL	79.54	79.54	79.54	79.54	02.05	83.11
LNCAP IN LNS	6500	6500	6500	6500	200 6700	100 6800
SIZING DATE	03/07/88	11/23/88		02/06/90		
NOO OUE	05/14/88	01/07/89		01/21/90		
TELCO OUE	09/10/88	03/11/89		02/17/90		
TURNOVER	06/25/89	12/10/89		09/09/90		
GENERIC SVC				08/31/90		
GENERIC	SE3.1	SE4.2	SE4.2	SE5	SE5	SE5
CONC RATIO	8:1	8:1	8:1	8:1	8:1	8:1
ENG LSF						
ENG CCS/NAL	1.55	1.55	1.55	1.50	1.50	1.50
DESIGN BS						
MRAJ	0.00	0.00	0.00	44.75	0.00	0.00
PROCESSOR	149800	149800	149800	149800	149800	149800
CAP TRUNK	0	0	0	0	0	0
DGTL TK UNIT 0						
LLN/LT/SM/NM	3	3	3	3	3	3
LSR/LIS/=/*						
LSH/=/L32			0	0	0	0
TSC/=/TSS/NP	19	19	19	19	19	19
TLN/=/L64			0	0	0	0
TOT FR/SHL 0			0	0	0	0
REUSE FR/SHL 0			0	0	0	0
GROSS ADDNS 2S		9	0	2	0	0
EXT JOB DESC	GENERIC/RETR	GENERIC/RETR	8S3 NXX/OIG	SM MEM/GENER	ADJUST/CTZ	
%CTOIP	9.80	9.80	9.80	9.80	6.93	6.93

JOB CAT. G

G

G

REPORT: PART B  
PAGE: 2 OF 3

BUILDING: KYLR LARGO SOUND ENTITY: KYLRFLLSRSD  
ENT CUT: 11/21/87 ENT TERM: 01/01/99

LSOF SYSTEM  
GRAPHIC PART B VERSION 1.00  
DATABASE: LIVE

DATE: 11/25/91  
TIME: 19:03:40  
CHART NO.: 38.0  
EQ TYPE: SRSM

JOB/ADJ/AT	PMA2141	PMA2141	1992AT1	1992R0J1	PMA2987	PMA4498
EVENT-NUM	EVT1	EVT2		EVT1	EVT1	EVT1
EVENT-DATE	04/14/91	07/14/91	11/23/91	11/23/91	04/04/93	07/16/94
RDYSO/TDATE	07/14/91	07/14/91	11/23/91	11/23/91	04/04/93	07/16/94
REQSD	04/14/91	04/14/91	##/##/##	##/##/##	04/04/93	07/16/94
CAP EXH.	##/##/##	##/##/##	##/##/##	##/##/##	##/##/##	##/##/##
SHIP DATE	02/16/91	02/16/91	##/##/##	##/##/##	02/14/93	04/23/94
JOB DESC.	GA	GENERIC	ITER	NXX	GA	MEMORY
NAL TRANS			-126			
TRANS ENT			KYLRFLMARSO			
LSEI	TO	TD		TO	TO	TD
NAL CAP SE	9800 16800	-2500 14300		2500 16800		16800
TC	600 20000			20000		20000
LNS	200 7000			7000	1100 8100	8100
NOS				-300 8400		8400
HL	200 7000			7000	1100 8100	8100
CNTRX CAP				100		100
INST. NOS				-300 10000		10000
UAV ASSGN				60		60
%FNOS	85.00	85.00		85.00	85.00	85.00
INST. LNS	576 8960			8960	2240 11200	11200
UAV ASSGN				196	8 204	204
%TOTAL FILL	79.71	79.71		79.71	73.74	73.74
LNCAP IN LNS	200 7000			7000	1100 8100	8100
SIZING DATE	02/06/90	02/06/90			01/24/91	06/26/91
NOD DUE	05/26/90	05/26/90			06/07/92	07/03/93
TELCO DUE	08/25/90	08/25/90			08/09/92	10/16/93
TURNOVER	07/14/91	07/14/91			04/04/93	07/16/94
GENERIC SVC	08/31/90	06/07/91				
GENERIC	SE5	SE6.1		SE6.1		
CONC RATIO	8:1	8:1		8:1	8:1	8:1
ENG LSF						
ENG CCS/NAL	1.60	1.60		1.60	1.65	1.65
DESIGN BS						
MRAJ	23.69	0.00		0.00	24.87	0.00
PROCESSOR		149800		149800		149800
CAP TRUNK		0		0		0
DGTL TK UNIT	0	0		0	0	0
LLN/LI/SM/NM	3	3		3	3	3
LSR/LTS/##						
LSH/##/L32	0	0		0	0	0
TSC/##/TSS/NP 1	20	20		20	4 24	24
TLN/##/L64	0	0		0	0	0
TOT FR/SHL	0	0		0	0	0
REUSE FR/SHL	0	0		0	0	0
GROSS ADDNS	80	0		0	370	100
EXT JOB DESC	1 OCLU	GENERIC/RETR		TRANS TO/KYL	1ALU3OCL/SM	SM MEM/PROC
%CTDIP	6.93	6.93		6.93	8.88	8.88
JOB CAT.	A	C			A	M

REPORT: PARTB

PAGE: 3 OF 3

BUILDING: KYLR LARGO SOUND ENTITY: KYLRFLLSRSD

ENT CUT: 11/21/87 ENT TERM: 01/01/99

LSDF SYSTEM

GRAPHIC PART B VERSION 1.00

DATABASE: LIVE

DATE: 11/25/91

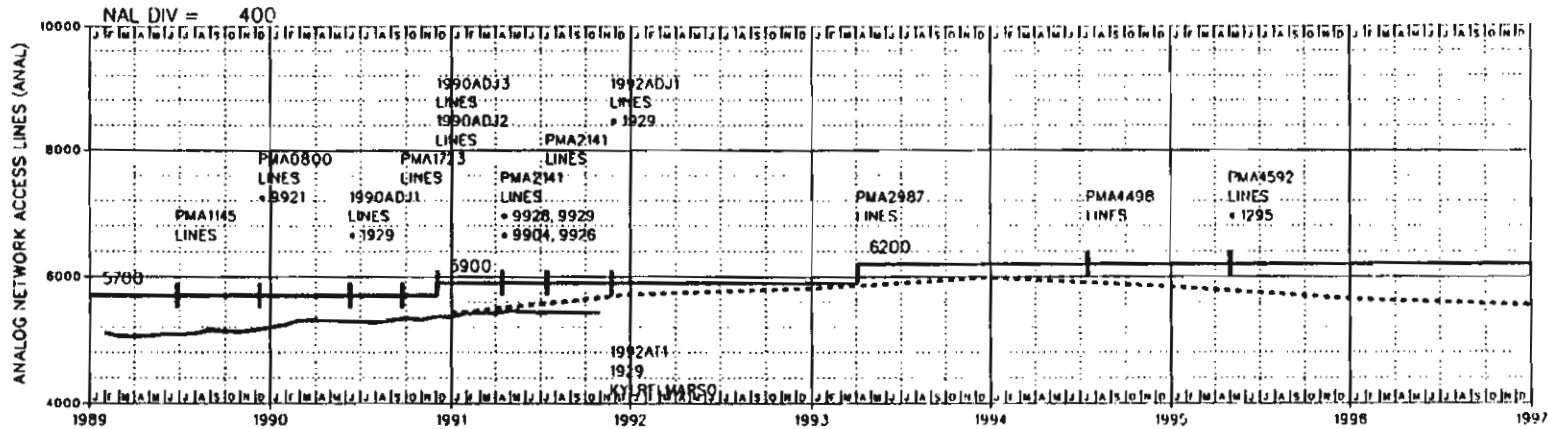
TIME: 19:03:40

CIARI NO.: 38.0

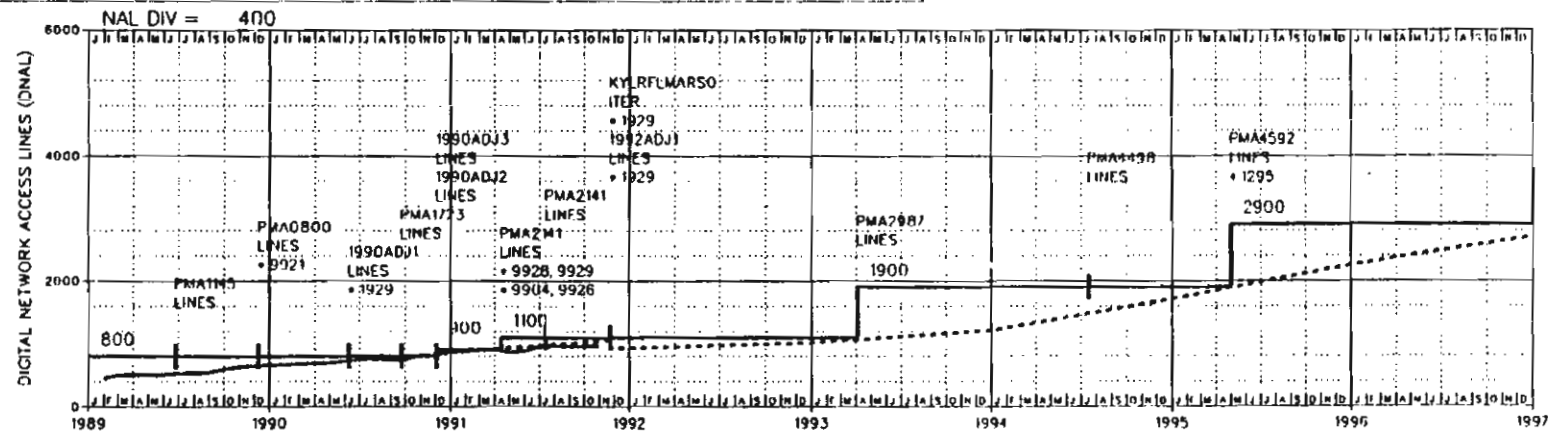
EQ TYPE: SRSB

JOB/ROJ/AT	PMA4592		PMA4596	
EVENT-NUM	EVT1		EVT1	
EVENT-DATE	05/01/95		04/01/97	
ROYSO/TOATE	05/01/95		04/01/97	
REOSO	05/01/95		04/01/97	
CAP EXH.	**/**/**		**/**/**	
SHIP DATE	02/11/95		01/15/97	
JOB DESC.	GA		GA	
NAL TRANS				
TRANS ENT				
LSE1	TO		NTW	
NAL CAP SE	700	17500	1500	19000
TC	500	20500	400	20900
LNS	1000	9100	900	10000
NOS	8500	16900		16900
ML	1000	9100	900	10000
CNTRX CAP		100		100
INST. NOS	10000	20000		20000
URV ASSGN	60	120		120
%FNOS	85.00		85.00	
INST. LNS	2304	13504	1152	14656
URV ASSGN		204		204
%TOTAL FILL	68.20		69.00	
LNCRP IN LNS	1000	9100	900	10000
SIZING DATE	01/24/91		01/24/91	
NOO OUE	06/04/94		05/01/96	
TELCO DUE	08/06/94		07/08/96	
TURNOVER	05/01/95		04/01/97	
GENERIC SVC				
GENERIC				
CONC RATIO	8:1		8:1	
ENG LSF				
ENG CCS/NAL	1.65		1.70	
DESIGN BS				
MRAJ	23.03		0.00	
PROCESSOR		149800		149800
CAP TRUNK		0		0
OGTL TK UNIT 0			0	
LLN/LT/SM/NM 1		4		4
LSR/LT5/*/*				
LSH/*/*L32		0		
TSC/*/*TSS/NP 4		28	2	30
TLN/*/*L64		0		
TOT FRS/SHL 3			0	
REUSE FR/SHL 0			0	
GROSS ADDNS 330			150	
EXT JOB DESC 1SM4DCLU			20CLU/ENOJOB	
%CTOIP 8.88			8.88	

JOB CAT. A



YEAR	1989	1990	1991	1992	1993	1994	1995	1996	1997
NAL	5000 (A)	5189 (A)	5422 (A)	5719 (F)	5814 (F)	5983 (F)	5838 (F)	5647 (F)	5545 (F)
ANLG LNS	5000	5189	5422	5719	5814	5983	5838	5647	5545
CCS/NAL	1.58	1.59	1.64	1.67	1.71	1.74	1.78	1.81	1.85
ACCS ACTUAL	A	A	A						
NAL/LN RATIO	1.00000	1.00000	1.00000	1.00000	1.00000	1.00000	1.00000	1.00000	1.00000



YEAR	1989	1990	1991	1992	1993	1994	1995	1996	1997
NAL	481 (A)	660 (A)	867 (A)	932 (F)	1016 (F)	1212 (F)	1207 (F)	2248 (F)	2700 (F)
DNAL	119	118	145	146	148	149	151	152	154
CCS ACTUAL	A	A	A						
SLC SYS	8	12	16	21	21	26	37	49	60
URBAN SYS	0	0	0	0	0	0	0	0	0
NAL/LN RATIO	1.00000	1.00000	1.00000	1.00000	1.00000	1.00000	1.00000	1.00000	1.00000

NOTES:  
 1295 TIMING BASED ON RSC: HOST DEMAND  
 1929 OCEAN PT ESSX  
 9904 CCS7 TRUNK SIGNALING  
 9921 RINGMASTER  
 9926 CCS ACCESS CAPABILITY  
 9928 ONA REQUIREMENTS  
 9929 TOUCHSTAR PHASE I & II

REASON FOR REISSUE:

DATE OF ISSUE: 11/25/91  
 EXCHANGE: KEY LARGO  
 DATABASE: LIVE  
 CO TYPE: 5RSM  
 ANALOG

BUILDING: KYLR LARGO SOU  
 SWITCH HOST: HMSTFLIMDSO  
 FCSI DATE: 06/15/91  
 LATEST ANAL: 5442  
 CONTACT: GFSPIVEY  
 CONTACT NO.: RJRAINES  
 EQUIP ENGR: ARMENTA

DIGITAL  
 DLCCFSI DATE: 12/15/90  
 LATEST DNAL: 960  
 LATEST SLC: 17  
 LATEST URBAN: 0  
 LATEST D117: 0

ENTITY: KYLRFLSRSO  
 CHART: 38.0

REPORT: PARTB  
 PAGE: 1 OF 3  
 BUILDING: KYLR LARGO SOUND ENTITY: KYLRFLLSRSD  
 ENT CUT: 11/21/87 ENT TERM: 01/01/99

LSDF SYSTEM  
 DIGITAL PART 8 VERSION 1.00  
 DATABASE: LIVE

DATE: 11/25/91  
 TIME: 19:03:40  
 CHART NO.: 38.0  
 EQ TYPE: 5RSM

JOB/ROJ/AT	PMA1145	PMA0800	1990A0J1	PMA1723	1990A0J2	1990ADJ3
EVENT-NUM	EVT1	EVT1	EVT1	EVT1	EVT1	EVT1
EVENT-DATE	06/25/89	12/10/89	06/09/90	09/23/90	12/03/90	12/04/90
ROYSO/TOATE	06/25/89	12/10/89	06/09/90	09/23/90	12/03/90	12/04/90
REQSO	06/25/89	12/10/89	**/**/**	09/09/90	**/**/**	**/**/**
CAP EXH.	**/**/**	**/**/**	**/**/**	**/**/**	**/**/**	**/**/**
SHIP DATE	02/11/89	08/19/89	**/**/**	06/02/90	**/**/**	**/**/**
JOB DESC.	GENERIC	GENERIC	NXX	GENERIC	CT/OIP	REACH
TRANS ENT						

ANALOG SECTION -----

NAL TRANS	14700	14700	14700	14700	14700	200	14700	14700
NAL CAP TC	14700	14700	14700	14700	14700	200	14700	14700
LNS		5700	5700	5700	5700	5900	5900	5900
ML		5700	5700	5700	5700	200	5900	5900
LINE UNITS		13	13	13	13	13	13	13
INST. LNS		6656	6656	6656	6656	6656	6656	6656
UAV ASSGN		100	100	100	100	100	100	100
%FILL	86.94		86.94	86.94	86.94	90.07	90.07	90.07
DLNCAP LNS		5700	5700	5700	5700	200	5900	5900
AEENG CCS NAL	1.55		1.55	1.55	1.50	1.50	1.50	1.50
ANLG DEF LNS		0	0	0	0	0	0	0
ISON CAP TC		0	0	0	0	0	0	0
ISON CAP LNS		0	0	0	0	0	0	0
ISON CAP ML		0	0	0	0	0	0	0
ISON LN MOD		0	0	0	0	0	0	0
ISON INS LNS		0	0	0	0	0	0	0
ISON UAV LNS		0	0	0	0	0	0	0
ISON %FILL								
ISON ENG CCS								

DIGITAL SECTION -----

NAL TRANS	4700	4700	4700	4700	4700	4700	4700	4700
NAL CAP TC	4700	4700	4700	4700	4700	4700	4700	4700
LNS		800	800	800	800	800	800	800
ML		800	800	800	800	800	800	800
LINE UNITS		3	3	3	3	3	3	3
INST. LNS		1728	1728	1728	1728	1728	1728	1728
UAV ASSGN		96	96	96	96	96	96	96
%FILL	49.82		49.82	49.82	49.82	49.82	49.82	49.82
DLNCAP LNS		800	800	800	800	800	800	800
OEENG CCS NAL	1.30		1.30	1.30	1.19	1.19	1.19	1.19
CAP SLC SYS		17	17	17	17	17	17	17
ENG SLC MO 1		9	9	9	9	9	9	9
ENG SLC MO2		8	8	8	8	8	8	8
DEF SLC SYS		0	0	0	0	0	0	0
CAP URBAN SYS		0	0	0	0	0	0	0
DEF URBAN SYS		0	0	0	0	0	0	0
CAP DHS112		0	0	0	0	0	0	0
SLC OLV	3	3	3	3	3	3	3	3
URBAN OLV		0	0	0	0	0	0	0

REPORT: PARTB

PAGE: 2 OF 3

BUILDING: KYLR LARGO SOUND ENTITY: KYLRFLLSRSO

ENT CUT: 11/21/87 ENT TERM: 01/01/99

LSDF SYSTEM  
DIGITAL PART B VERSION 1.00

DATABASE: LIVE

DATE: 11/25/91

TIME: 19:03:40

CHART NO.: 38.0

EQ TYPE: SRSM

JOB/ADJ/AT	PMA2141	PMA2141	1992AT1	1992ROJ1	PMA2987	PMA4498
EVENT-NUM	EVT1	EVT2		EVT1	EVT1	EVT1
EVENT-DATE	04/14/91	07/14/91	11/23/91	11/23/91	04/04/93	07/16/94
RDYSO/TDATE	07/14/91	07/14/91	11/23/91	11/23/91	04/04/93	07/16/94
REQSO	04/14/91	04/14/91	##/##/##	##/##/##	04/04/93	07/16/94
CAP EXH.	##/##/##	##/##/##	##/##/##	##/##/##	##/##/##	##/##/##
SHIP DATE	02/16/91	02/16/91	##/##/##	##/##/##	02/14/93	04/23/94
JOB DESC.	GA	GENERIC	ITER	NXX	GA	MEMORY
TRANS ENT			KYLRFLLSRSO			

ANALOG SECTION -----

NAL TRANS						
NAL CAP TC	-400	14300	14300	14300	300	14300
LNS		5900	5900	5900	300	6200
ML		5900	5900	5900	300	6200
LINE UNITS		13	13	13		14
INST. LNS		6656	6656	6656	512	7168
URV ASSGN		100	100	100	8	108
%FILL	90.07		90.07		88.12	
ALNCAP LNS		5900	5900	5900	300	6200
RENG CCS NAL	1.65		1.65		1.74	
ANLC DEF LNS		0	0	0		0
ISDN CAP TC		0	0	0		0
ISDN CAP LNS		0	0	0		0
ISDN CAP ML		0	0	0		0
ISDN LN MOD		0	0	0		0
ISDN INS LNS		0	0	0		0
ISDN URV LNS		0	0	0		0
ISDN %FILL						
ISDN ENG CCS						

DIGITAL SECTION -----

NAL TRANS						
NAL CAP TC	1000	5700	5700	5700	800	5700
LNS	200	1100	1100	1100	800	1900
ML	200	1100	1100	1100	800	1900
LINE UNITS		4	4	4		7
INST. LNS	576	2304	2304	2304	1728	4032
URV ASSGN		96	96	96		96
%FILL	48.96		48.96		47.94	
DLNCAP LNS	200	1100	1100	1100	800	1900
DENG CCS NAL	1.21		1.21		1.49	
CAP SLC SYS	6	23	23	23	18	41
ENG SLC MD 1S		14	14	14	15	29
ENG SLC MD2	1	9	9	9	3	12
DEF SLC SYS		0	0	0		0
CAP URBAN SYS		0	0	0		0
DEF URBAN SYS		0	0	0		0
CAP OMS112		0	0	0		0
SLC OLU	1	4	4	4	3	7
URBAN OLU		0	0	0		0



REPORT: PART B  
 PAGE: 3 OF 3  
 BUILDING: KYLR LARGO SOUND ENTITY: KYLRFL5R50  
 ENT CUT: 11/21/87 ENT TERM: 01/01/99

LSDF SYSTEM  
 DIGITAL PART B VERSION 1.00  
 DATABASE: LIVE

DATE: 11/25/91  
 TIME: 19:03:40  
 CHART NO.: 38.D  
 EQ TYPE: SRSM

JOB/ADJ/AT	PMA4592	PMA4596
EVENT-NUM	EVT1	EVT1
EVENT-DATE	05/01/95	04/01/97
ROY50/TOATE	05/01/95	04/01/97
REOSD	05/01/95	04/01/97
CAP EXH.	***/**	***/**
SHIP DATE	02/11/95	01/15/97
JOB DESC.	GA	GA
TRANS ENT		

ANALOG SECTION -----

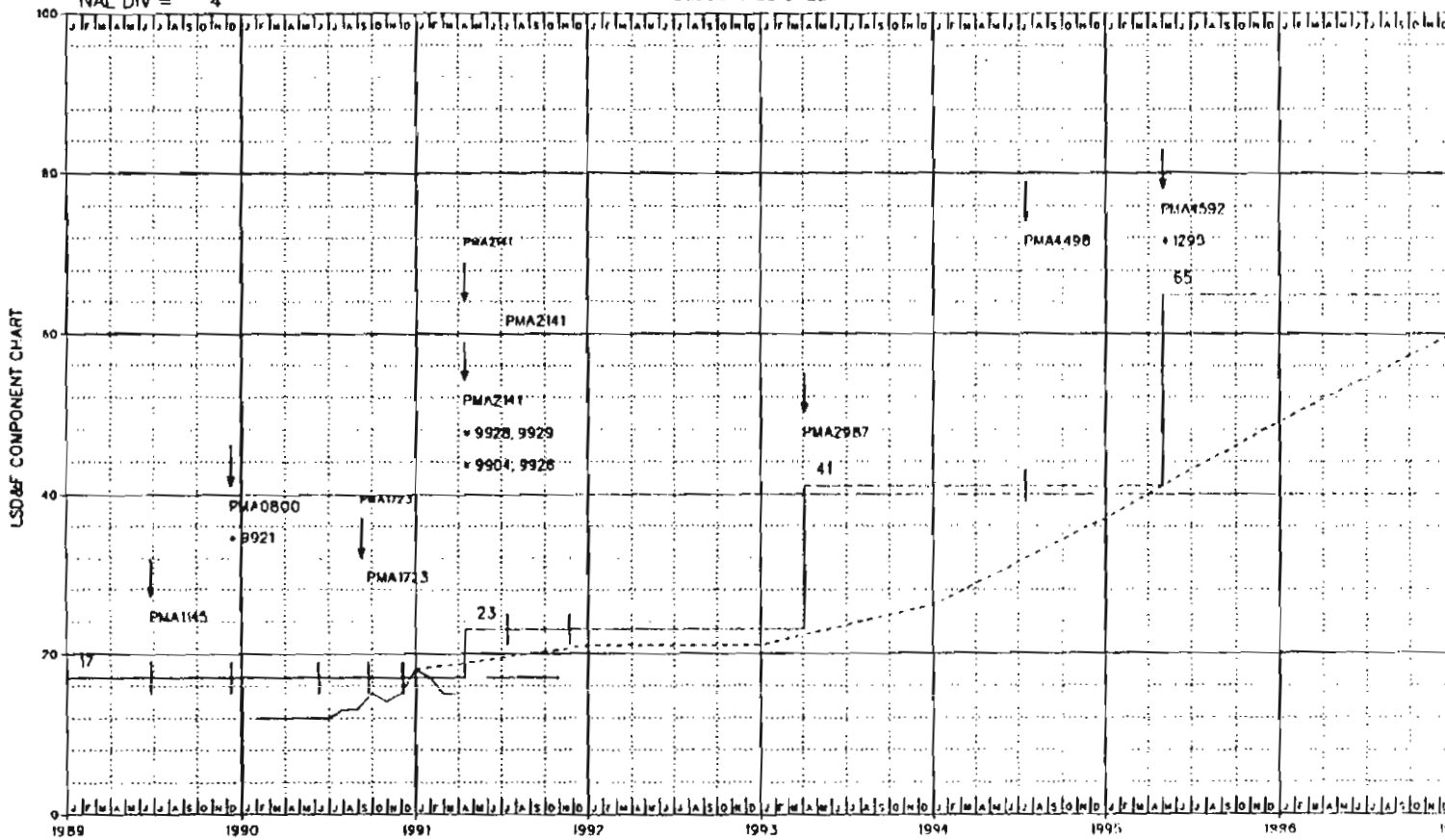
NAL TRANS			
NAL CAP TC		14300	14300
LNS		6200	6200
ML		6200	6200
LINE UNITS		14	14
INST. LNS		7168	7168
URV ASSGN		108	108
ZFILL	88.12		88.12
DLNCAP LNS		6200	6200
DENG CCS NAL	1.85		1.88
ANLG DEF LNS		0	
ISDN CAP TC		0	0
ISDN CAP LNS		0	0
ISDN CAP ML		0	0
ISDN LN MOD		0	0
ISDN INS LNS		0	0
ISDN URV LNS		0	0
ISDN ZFILL			
ISDN ENG CCS			

DIGITAL SECTION -----

NAL TRANS			
NAL CAP TC	500	6200	400
LNS	1000	2900	900
ML	1000	2900	900
LINE UNITS	4	11	13
INST. LNS	2304	6336	1152
URV ASSGN		96	96
ZFILL	45.67		50.73
DLNCAP LNS	1000	2900	900
DENG CCS NAL	1.54		1.56
CAP SLC SYS	24	65	12
ENG SLC MO 1	16	45	10
ENG SLC MO2	8	20	2
DEF SLC SYS		0	0
CAP URBN SYS		0	0
DEF URBN SYS		0	0
CAP DMS112		0	0
SLC DLU	4	11	2
URBAN DLU		0	0

NAL DIV = 4

SLC96-ASSIGNED



NOTES:  
 1295 TIMING BASED ON RSC HOST DEMAND  
 1929 OCEAN PT ESSX  
 9904 CCS7 TRUNK SIGNALING  
 9921 RINGMASTER  
 9926 CCS ACCESS CAPABILITY  
 9928 ONA EQUIPMENTS  
 9929 TOUCHSTAR PHASE I & II

REASON FOR REISSUE:

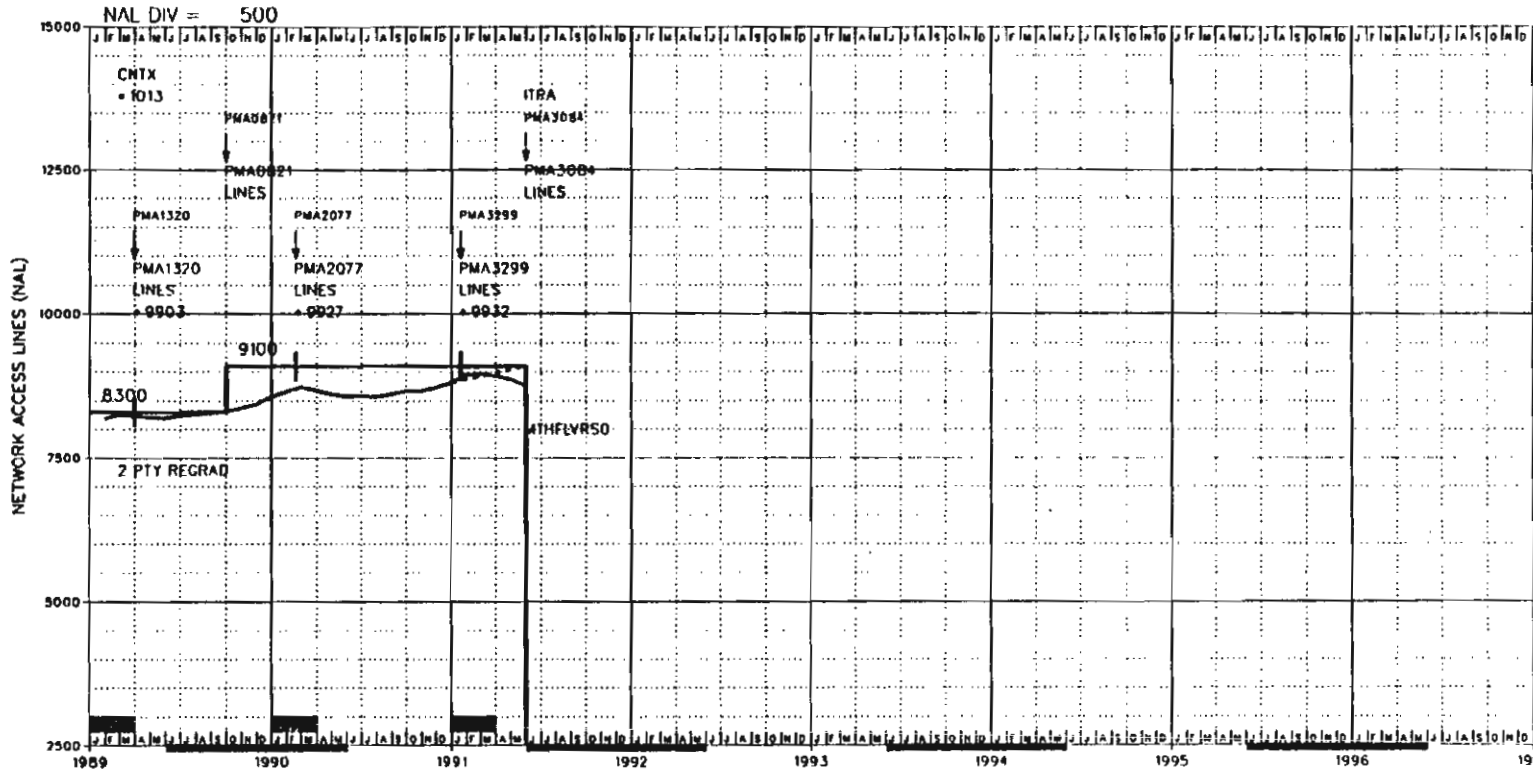
DATE OF ISSUE: 11/25/91  
 EXCHANGE: KEY LARGO  
 DATABASE: LIVE  
 EQ TYPE: SPSM  
 HXX: 451 453 8535

BUILDING: KYLR115 STATE: FL  
 LATA: SOE/460  
 COMPANY: SREL AREA: SRF5  
 DIVISION: SFSO DISTRICT: SDAD  
 EXHAUST: 01/01/99  
 CONTACT: GEFSEVCEY  
 NUMBER: RIRAINES

YEAR	1989	1990	1991	1992	1993	1994	1995	1996
DEMAND/GAIN	8 (A) 4	12 (A) 6	18 (A) 3	21 (F) 0	21 (F) 5	26 (F) 11	37 (F) 12	49 (F) 11
SLC MODE 1C	8	8	8	9	10	10	11	12
SLC MODE 1F	0	0	0	3	3	7	14	22
SLC MODE 2C	0	4	7	9	8	9	12	15
SLC MODE 2F	0	0	0	0	0	0	0	0

ENTRY: KYLRFLSR50  
 CHART: 38.0





NOTES:  
 1013 PARTY LINE TO PRIVATE LINE CONVERSION.  
 9903 AMATS  
 9927 ADVANCED TOLL INTEGRITY CHECKING SYSTEM  
 9932 100% AMA RECORDING

REASON FOR REISSUE:  
 1808 COCOA PLUM DRIVE, MRTH  
 OBH 0930-1030

DATE OF ISSUE: 11/25/91  
 EXCHANGE: MARATHON  
 DATARAF: 11VF  
 CO TYPE: 2BES  
 NXX:  
 289 743

BUILDING: MRTH FIVE STAFF FI  
 LATA: SOET/460  
 COMPANY: SBEL AREA SBFS  
 DIVISION: SF50 DISTRICT SDAD  
 EXHAUST: 01/01/99  
 CONTACT: JRSTOLI  
 NUMBER: CYHADLEY  
 EO ENGINEER: CHMICHHELL

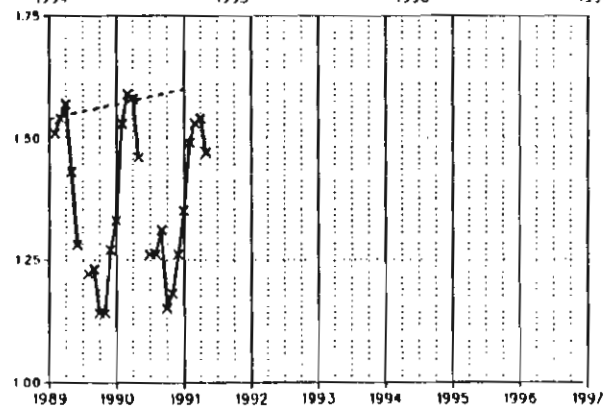
E. A. DATE: 02/23/87  
 DIR CLOSE: 09/04/92  
 DIR DELIVER: 11/16/92  
 NAL FCST: 06/15/91  
 CCS FCST: 07/25/90  
 ENTITY CUT: 10/08/78  
 ENTITY TERM: 06/01/91  
 LATEST NAL SWITCH HOST

ENTITY: CHART:  
 MRTHFLVE28E 39.1

YEAR	1989	1990	1991	1992	1993	1994	1995	1996	1997
NAL	8047 (A)	8564 (A)	8810 (A)						
LINES	8047	8564	8810						
CCS/NAL	1.54	1.57	1.60						
CCS STATUS	A	A							
NAL/LN RATIO	1.00000	1.00000	1.00000						

SVC.	1989	1990	1991
DTS	CC	CC	CC
IML	CC	CC	CC
%IFFM	0.00	0.00	0.00

JOBNUM	RDYSD	REQSD	SHIP
PMA1320	03/31/89	03/31/89	01/14/89
PMA0821	10/01/89	10/01/89	05/27/89
PMA2077	02/19/90	02/19/90	01/06/90
PMA3299	01/20/91	01/20/91	12/22/90
PMA3084	06/01/91	06/01/91	**/**/**



REPORT: PART8  
 PAGE: 1 OF 2  
 BUILDING: MATH VACA KEY  
 ENT CUT: 10/08/78

ENTITY: MATHFLVE28E  
 ENT TERM: 06/01/91

LSDF SYSTEM  
 GRAPHIC PART 8 VERSION 1.00  
 DATABASE: LIVE

DATE: 11/25/91  
 TIME: 19:03:40  
 CHART NO.: 39.1  
 EQ TYPE: 28ES

JOB/AOJ/AT 1989AT1  
 EVENT-NUM  
 EVENT-DATE 02/28/89  
 ROYSD/DATE 02/28/89  
 REQSO \*\*/\*\*/  
 CAP EXH. \*\*/\*\*/  
 SHIP DATE \*\*/\*\*/  
 JOB DESC. CNTX  
 NAL TRANS 31  
 TRANS ENT 2 PTY REGRAD  
 LSEJ  
 NAL CAP SE  
 TC  
 LNS  
 NOS  
 HL  
 CNTRX CAP  
 INST. NOS  
 UAY ASSGN  
 %FNOS  
 INST. LNS  
 UAY ASSGN  
 %TOTAL FILL  
 LNCAP IN LNS  
 SIZING DATE  
 NOO DUE  
 TELCO QUE  
 TURNOVER  
 GENERIC SVC  
 CONC RATIO  
 ENG LSF  
 ENG CCS/NAL  
 DESIGN BS  
 MRAJ  
 PROCESSOR  
 CAP TRUNK  
 DCTL TK UNIT  
 LLN/LI/SH/NM  
 LSR/LTS/\*\*/  
 LSH/\*\*/L32  
 TSC/\*\*/TSS/NP  
 TLN/\*\*/L64  
 TOT FR/SHL  
 REUSE FR/SHL  
 GROSS ADDNS  
 EXT JOB DESC  
 %CTOIP

PMA1320  
 EVT1  
 03/31/89  
 03/31/89  
 03/31/89  
 \*\*/\*\*/  
 \*\*/\*\*/  
 01/14/89  
 AMATPS  
 SCTMF  
 10800  
 13900  
 8300  
 -S900 9200  
 8300  
 0  
 12000  
 1182  
 85.00  
 11264  
 1319  
 83.60  
 8300  
 06/30/88  
 06/18/88  
 09/10/88  
 04/16/89  
 28E4  
 4:1  
 1.55  
 0.00  
 23000  
 0  
 6  
 22  
 22  
 0  
 0  
 0  
 0  
 0  
 115  
 AMATPS/BILLD  
 13.40

PMA0821  
 EVT1  
 10/01/89  
 10/01/89  
 10/01/89  
 \*\*/\*\*/  
 \*\*/\*\*/  
 05/27/89  
 GA  
 SCRMF  
 2700 13500  
 1300 15200  
 800 9100  
 800 9200  
 800 9100  
 0  
 12000  
 1182  
 85.00  
 1024 12288  
 106 1425  
 84.00  
 800 9100  
 06/30/88  
 07/23/88  
 01/22/89  
 10/01/89  
 28E4  
 4:1  
 1.55  
 19.98  
 -3600 19400  
 0  
 6  
 24  
 0  
 0  
 0  
 3  
 3  
 286  
 REUSEO/LINES  
 10.88

PMA2D77  
 EVT1  
 02/19/90  
 02/19/90  
 02/19/90  
 \*\*/\*\*/  
 \*\*/\*\*/  
 01/06/90  
 ATICS  
 SCRMF  
 13500  
 15200  
 9100  
 9200  
 9100  
 0  
 12000  
 1182  
 85.00  
 1511  
 84.00  
 9100  
 09/11/89  
 07/30/89  
 11/27/89  
 02/19/90  
 28E4  
 4:1  
 1.55  
 11.93  
 19400  
 0  
 6  
 24  
 0  
 0  
 0  
 0  
 13  
 MATV  
 10.88

PMA3299  
 EVT1  
 01/20/91  
 01/20/91  
 01/20/91  
 \*\*/\*\*/  
 \*\*/\*\*/  
 12/22/90  
 289NXX  
 SCRMF  
 13500  
 15200  
 9100  
 5900 15100  
 9100  
 0  
 8000 20000  
 1000 2182  
 85.00  
 1511  
 84.00  
 9100  
 07/10/90  
 07/21/90  
 08/25/90  
 01/20/91  
 28E4  
 4:1  
 1.55  
 4.14  
 19400  
 0  
 6  
 24  
 0  
 0  
 0  
 0  
 0  
 100%AMA  
 10.88

1991AT1  
 EVT1  
 06/01/91  
 06/01/91  
 \*\*/\*\*/  
 \*\*/\*\*/  
 ITRA  
 -9100  
 MTHFLVRSO

JOB CAT.

M

A

M

M

REPORT: PARTB  
PAGE: 2 OF 2  
BUILDING: MRTH VACA KEY  
ENT CUT: 10/08/78

ENTITY: MRTHFLVE28E  
ENT TERM: 06/01/91  
LSDP SYSTEM  
GRAPHIC PART B VERSION 1.00  
DATABASE: LIVE

DATE: 11/25/91  
TIME: 19:03:40  
CHART NO.: 39.1  
EO TYPE: 2BES

JOB/AQJ/AT PMA3084  
EVENT-NUM EV11  
EVENT-DATE 06/01/91  
ROYSD/TDATE 06/01/91  
REQSD 06/01/91

CAP EXH. \*\*/\*\*/  
SHIP DATE \*\*/\*\*/  
JOB DESC. DISP  
NAL TRANS  
TRANS ENT

LSEI SCRMF  
NAL CAP SE -13500 0  
TC -15200 0  
LNS -9100 0  
NOS -15100 0  
ML -9100 0

CNTRX CAP 0  
INST. NOS -20000 0  
UAV ASSGN -2182 0  
%FNOS

INST. LNS -12288 0  
UAV ASSGN -1511 0  
%TOTAL FILL  
LNCAP IN LNS -9100 0

SIZING DATE  
NOO QUE  
TELCO DUE  
TURNOVER

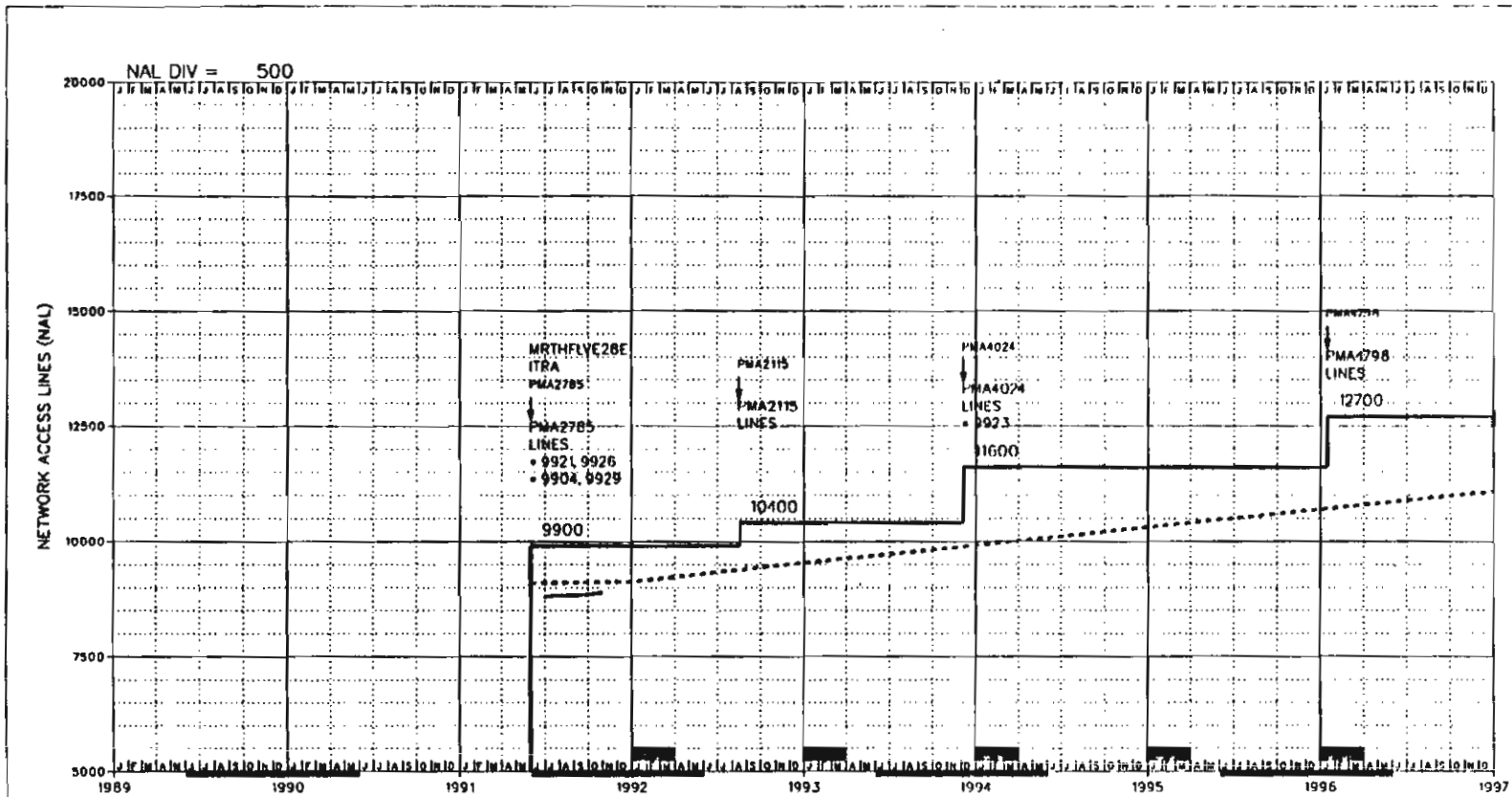
GENERIC SVC  
GENERIC 2BE4  
CONC RATIO 4:1  
ENG LSF  
ENG CCS/NAL 0.00  
DESIGN BS

MRAJ 0.00  
PROCESSOR -19400 0  
CAP TRUNK 0  
DCTL TK UNIT 0  
LLN/LT/SM/NM -6 0

LSR/LTS/\*\* -24 0  
LSH/\*\*/L32 0  
TSC/\*\*/TSS/NP 0  
TLN/\*\*/L64 0

TOT FR/SHL 0  
REUSE FR/SHL 0  
GROSS ADDNS 0  
EXT JOB DESC RETIRE/2DESS  
%CTDIP 0.00

JOB CAT. 0



NOTES:  
 9904 CCS7 TRUNK SIGNALING  
 9921 RINGMASTER  
 9923 TIMED EARLY FOR BUSY SEASON  
 9926 CCS ACCESS CAPABILITY  
 9929 TOUCHSTAR PHASE I & II

REASON FOR REISSUE:  
 1808 COCOA PLUM DRIVE, MRTH  
 OBH 0930-1030

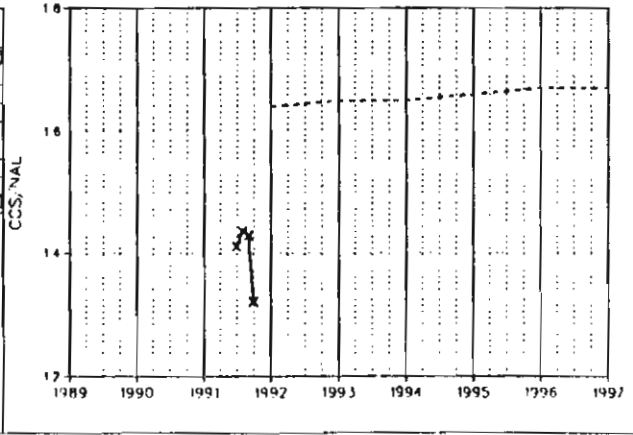
DATE OF ISSUE: 11/25/91  
 EXCHANGE: MARATHON  
 DATABASE: LIVE  
 EO TYPE: 5RSM  
 NXX: 289 743

BUILDING: MRTHFIVE STAF: FL  
 LATA: SOET/450  
 COMPANY: SBEL AREA: SBFS  
 DIVISION: SFSD DISTRICT: SDAD  
 EXHAUST: 01/01/99  
 CONTACT: JRSIOUT  
 NUMBER: HBTOWER  
 EQ ENGINELR: RULI01IA

E A. DATE: 05/26/91  
 OIR CLOSE: 09/04/92  
 DIR DELIVER: 11/16/92  
 NAL FCST: 07/15/90  
 CCS FCST: 08/01/90  
 ENTITY CHG: 06/01/91  
 ENTITY TEPM: 01/01/99  
 LATEST NAL: 888H  
 SWITCH HOST: KYWSFLMADSU  
 ENTITY: CHART:

MRTHFLY28E 39.2

YEAR	1989	1990	1991	1992	1993	1994	1995	1996	1997
NAL				9125 (F)	9540 (F)	9910 (F)	10305 (F)	10700 (F)	11075 (F)
LINES				9125	9540	9910	10305	10700	11075
CCS/NAL				1.64	1.65	1.65	1.66	1.67	1.67
CCS STATUS									
NAL/LN RATIO				1.00000	1.00000	1.00000	1.00000	1.00000	1.00000
SVC.									
DTS									
IML									
%IF FM									
				JOBNUM	RDYSD	REQSD	SHIP		
				PMA2785	06/01/91	06/01/91	12/15/90		
				PMA2115	08/18/92	08/18/92	08/27/92		
				PMA4024	12/03/93	12/05/93	10/02/93		
				PMA4798	01/15/96	01/15/96	11/27/95		
				PMAVGR7	06/01/97	06/01/97	07/01/97		



REPORT: PART B  
 PAGE: 1 OF 1  
 BUILDING: MRTH VACA KEY  
 ENT CUT: 06/01/91

ENTITY: MRTHFLVERSO  
 ENT TERM: 01/01/99

LSDF SYSTEM  
 GRAPHIC PART B VERSION 1.00  
 DATABASE: LIVE

DATE: 11/25/91  
 TIME: 19:03:40  
 CHART NO.: 39.2  
 EQ TYPE: 5RSM

JOB/AOJ/AT	1991A11	PMA2785	PMA2115	PMA4024	PMA4798	PMAVKGR2
EVENT-NUM		EVT1	EVT1	EVT1	EVT1	EVT1
EVENT-DATE	06/01/91	06/01/91	08/16/92	12/05/93	01/15/96	06/01/97
ROYSO/TOATE	06/01/91	06/01/91	08/16/92	12/05/93	01/15/96	06/01/97
REQSO	##/##/##	06/01/91	08/16/92	12/05/93	01/15/96	06/01/97
CAP EXH.	##/##/##	##/##/##	##/##/##	##/##/##	##/##/##	##/##/##
SHIP DATE	##/##/##	12/15/90	06/27/92	10/02/93	11/27/95	02/01/97
JOB OESC.	ITRA	REPL	GA	GA	GA	GA
NAL TRANS	9100					
TRANS ENT	MRTHFLVE28E					
LSEI		NTW	NTW	NTW	NTW	NTW
NAL CAP SE		22000 22000	2500 24500		3500 28000	
IC		22000 22000	2500 24500		3500 28000	
LNS		9900 9900	500 10400	1200 11600	1100 12700	
NOS		15100 15100	500 15100	1200 15100	1100 15100	
ML		9900 9900	500 10400	1200 11600	1100 12700	
CNTRX CAP		500 500	500 500	500 500	-400 100	100
INST. NOS		20000 20000	20000 20000	20000 20000	20000 20000	20000
UAV ASSGN		2182 2182	2182 2182	2102 2102	2182 2182	2182
XFNOS		85.00 85.00	85.00 85.00	85.00 85.00	85.00 85.00	85.00
INST. LNS		13056 13056	576 13632	2304 15936	2304 18240	18240
UAV ASSGN		340 340	340 340	340 340	340 340	340
XTOTAL FILL		77.85 77.85	78.24 78.24	74.37 74.37	70.95 70.95	70.95
LNCAP IN LNS		9900 9900	500 10400	1200 11600	1100 12700	12700
SIZING DATE		05/31/90	01/25/91	01/25/91	01/25/91	
NOD DUE		06/23/90	12/07/91	11/28/92	04/03/95	05/02/96
TELCO DUE		08/04/90	02/15/92	03/27/93	07/03/95	08/01/96
TURNOVER		04/13/91	08/16/92	12/05/93	01/15/96	06/01/97
GENERIC SVC		04/19/91				
GENERIC		SE6.1				
CDNC RATIO		10:1	10:1	10:1	10:1	10:1
ENG LSF						
ENG CCS/NAL		1.64	1.64	1.64	1.64	1.64
DESIGN BS						
MRAJ		14.52	15.64	25.33	16.53	0.00
PROCESSOR		125000	125000	125000	125000	125000
CAP TRUNK		0	0	0	0	0
OGTL TK UNIT		0	0	0	0	0
LLN/LI/SH/NM		3	3	1	4	4
LSR/LIS/##		0	0	0	0	0
LSH/##/L32		0	0	0	0	0
TSC/##/TSS/NP		23	1	4	28	32
TLN/##/L64			0	0	0	0
TOT FRS/SHL		11	0	3	0	0
REUSE FR/SHL		0	0	0	0	0
GROSS ROOMS		1650	72	450	250	0
EXT JOB OESC		REPLACE/2BES	GMTH/1 OCLU	1 SM/4 OCLU	4 OCLU	ENO JOB
XCTOIP		7.88	7.88	7.88	7.88	7.88

JOB CAT.

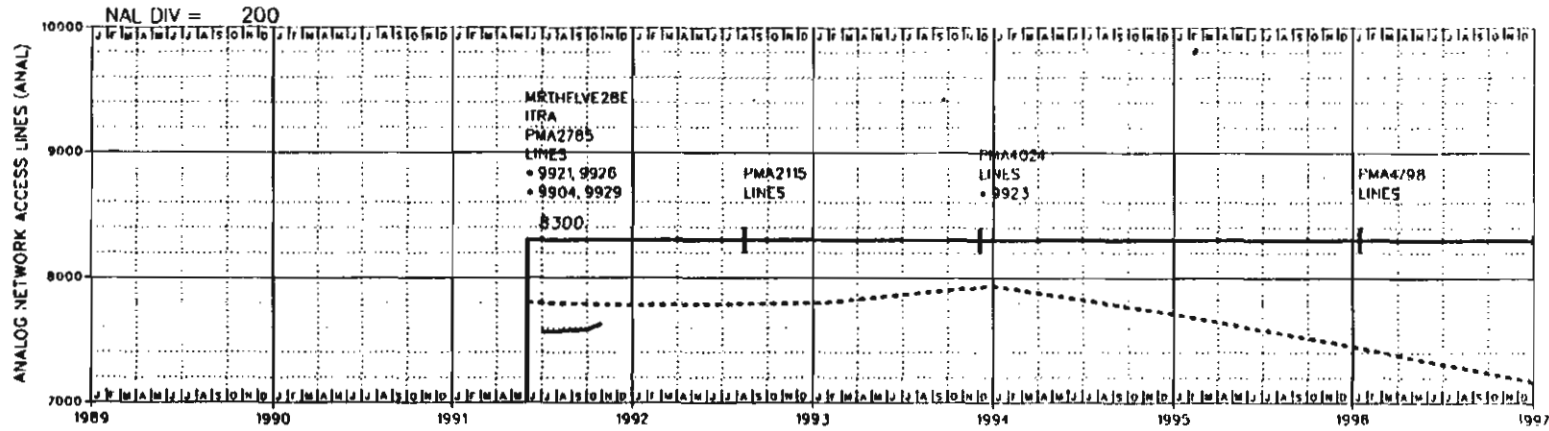
I

A

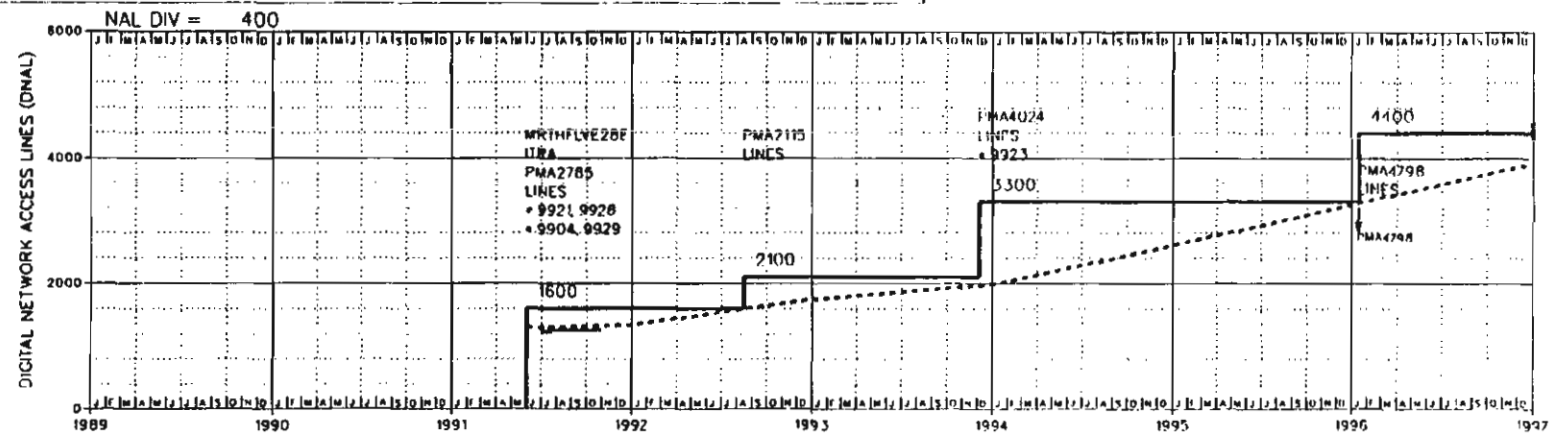
A

A





YEAR	1989	1990	1991	1992	1993	1994	1995	1996	1997
NAL				7280 (F)	7795 (F)	7933 (F)	7710 (F)	7448 (F)	7166 (F)
ANLG LNS				7780	7795	7933	7710	7448	7166
CCS/NAL				1.64	1.65	1.65	1.66	1.67	1.67
ACCS ACTUAL									
NAL/LN RATIO				1.00000	1.00000	1.00000	1.00000	1.00000	1.00000



YEAR	1989	1990	1991	1992	1993	1994	1995	1996	1997
NAL				1345 (F)	1745 (F)	1977 (F)	2595 (F)	3252 (F)	3909 (F)
DNAL				164	165		166	167	
CCS/NAL				1.64	1.65	1.65	1.66	1.67	1.67
ACCS ACTUAL									
SLC SYS				31	37	39	51	64	74
URBAN SYS				0	0	0	0	0	0
NAL/LN RATIO				1.00000	1.00000	1.00000	1.00000	1.00000	1.00000

NOTES:  
 9904 CCS7 TRUNK SIGNALING  
 9921 RINGMASTER  
 9923 TIMED EARLY FOR BUSY SEASON  
 9926 CCS ACCESS CAPABILITY  
 9929 TOUCHSTAR PHASE I & II

REASON FOR REISSUE:  
 1808 COCOA PLUM DRIVE, MRTH  
 OBH 09:30-10:30

DATE OF ISSUE: 11/25/91  
 EXCHANGE: MARATHON  
 DATABASE: LIVF  
 EQ TYPE: 5RSM  
 ANALOG

BUILDING: MRTH VACA KEY  
 SWITCH HOST: KYWSFLMADSO

FCST DATE: 07/15/90  
 LATEST ANAL: 7628  
 CONTACT: JRSTOUT  
 CONTACT NO: HBTOWER  
 EQUIP ENGR: RJLUIA

DIGITAL  
 DLCCFCST DATE: 09/21/89

LATEST DNAL: 1260  
 LATEST SLC: 23  
 LATEST URBAN: 0  
 LATEST D112: 0

ENTITY: MRTHFLVRSO  
 CHART: 39.2

REPORT: PARTB  
 PAGE: 1 OF 1  
 BUILDING: MRTH VACA KEY  
 ENT CUT: 06/01/91

ENTITY: MRTHFLVERSO  
 ENT TERM: 01/01/99

LSOF SYSTEM  
 DIGITAL PART B VERSION 1.00  
 DATABASE: LIVE

DATE: 11/25/91  
 TIME: 19:03:40  
 CHART NO.: 39.2  
 EQ TYPE: 5RSM

JOB/ROJ/AT 1991AT1  
 EVENT-NUM  
 EVENT-DATE 06/01/91  
 RDYSD/TOATE 06/01/91  
 REQSO  
 CAP EXH. #/##/##  
 SHIP DATE #/##/##  
 JOB DESC. ITRA  
 TRANS ENT MRTHFLVE28E

PMA2785  
 EVT1  
 06/01/91  
 06/01/91  
 06/01/91  
 #/##/##  
 12/15/90  
 REPL

PMA2115  
 EVT1  
 08/16/92  
 08/16/92  
 08/16/92  
 #/##/##  
 06/27/92  
 GA

PMA4024  
 EVT1  
 12/05/93  
 12/05/93  
 12/05/93  
 #/##/##  
 10/02/93  
 GH

PMA4798  
 EVT1  
 01/15/96  
 01/15/96  
 01/15/96  
 #/##/##  
 11/27/95  
 GA

PMAVKGR2  
 EVT1  
 06/01/97  
 06/01/97  
 06/01/97  
 #/##/##  
 02/01/97  
 GA

ANALOG SECTION -----

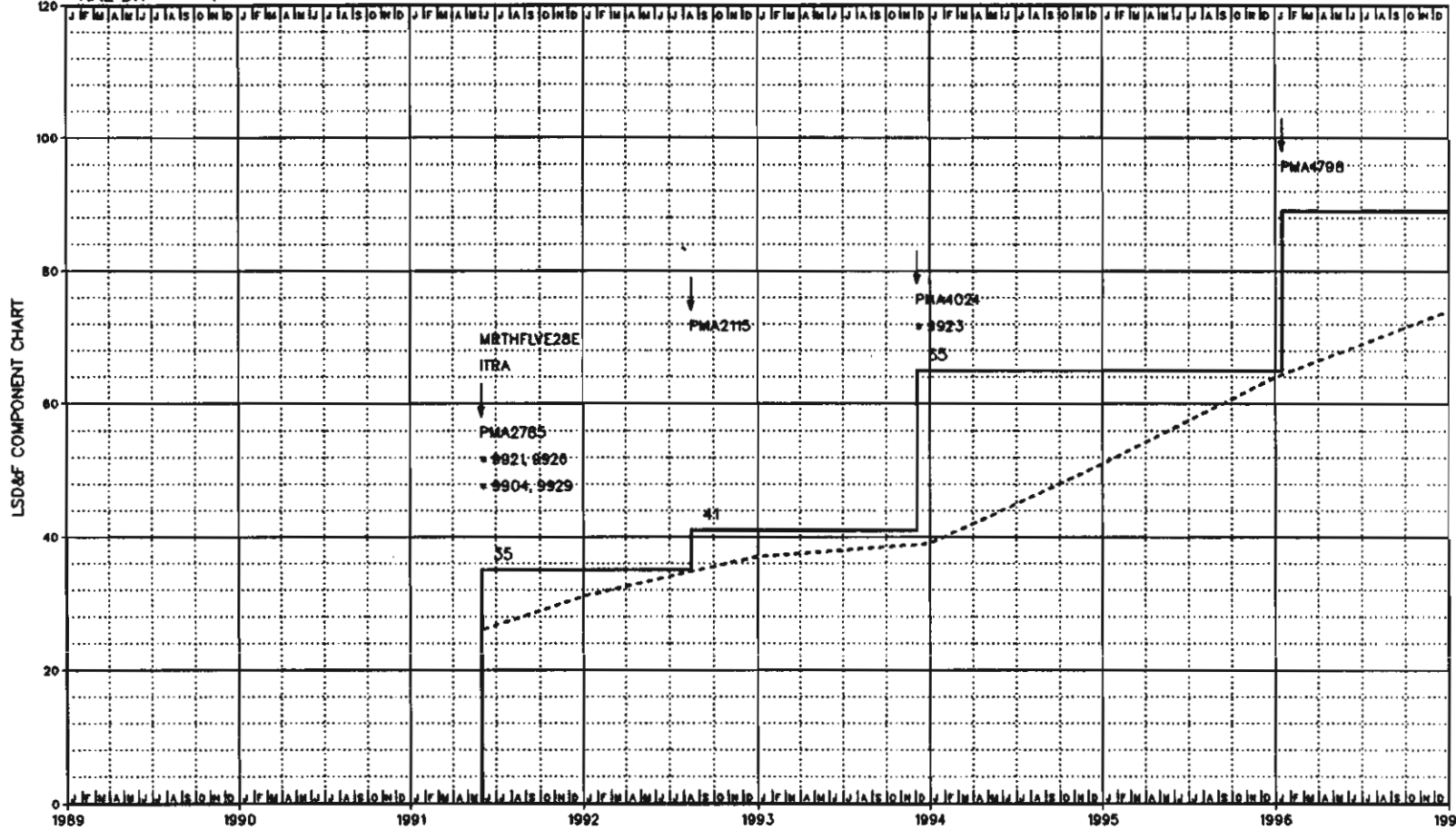
NAL TRANS	7800								
NAL CAP TC		15500	15500	15500	15500	15500	15500	15500	15500
LNS		8300	8300	8300	8300	8300	8300	8300	8300
ML		8300	8300	8300	8300	8300	8300	8300	8300
LINE UNITS		15	15	15	15	15	15	15	15
INST. LNS		9600	9600	9600	9600	9600	9600	9600	9600
URV ASSON		244	244	244	244	244	244	244	244
%FILL		88.71		88.71		88.71		88.71	
ALNCAP LNS		8300	8300	8300	8300	8300	8300	8300	8300
ANLC CCS NAL		1.64		1.64		1.64		1.64	
ANLC DEF LNS		0		0		0		0	
ISDN CAP TC		0		0		0		0	
ISDN CAP LNS		0		0		0		0	
ISDN CAP ML		0		0		0		0	
ISDN LN MOD		0		0		0		0	
ISDN INS LNS		0		0		0		0	
ISDN URV LNS		0		0		0		0	
ISDN %FILL									
ISDN ENG CCS									

DIGITAL SECTION -----

NAL TRANS	1300								
NAL CAP TC		6500	6500	2500	9000	9000	3500	12500	12500
LNS		1600	1600	500	2100	1200	1100	4400	4400
ML		1600	1600	500	2100	1200	1100	4400	4400
LINE UNITS		6	6	7	7	11	15	15	15
INST. LNS		3456	3456	576	4032	2304	6336	8640	8640
URV ASSON		96	96	96	96	96	96	96	96
%FILL		47.62		53.35		52.88		51.50	
DLNCAP LNS		1600	1600	500	2100	1200	1100	4400	4400
DENG CCS NAL		1.64		1.64		1.64		1.64	
CAP SLC SYS		35	35	6	41	24	65	89	89
ENG SLC MD 1		0		0		0		0	
ENG SLC MU2		0		0		0		0	
DEF SLC SYS		0		0		0		0	
CAP URBN SYS		0		0		0		0	
DEF URBN SYS		0		0		0		0	
CAP OMS112		0		0		0		0	
SLC DLU		6	6	1	7	4	11	15	15
URBAN OLU		0		0		0		0	

NAL DIV = 4

SLC96-ASSIGNED



NOTES:  
 9904 CCS7 TRUNK SIGNALING  
 9921 RINGMASTER  
 9923 TIMED EARLY FOR BUSY SEASON  
 9926 CCS ACCESS CAPABILITY  
 9929 TOUCHSTAR PHASE I & II

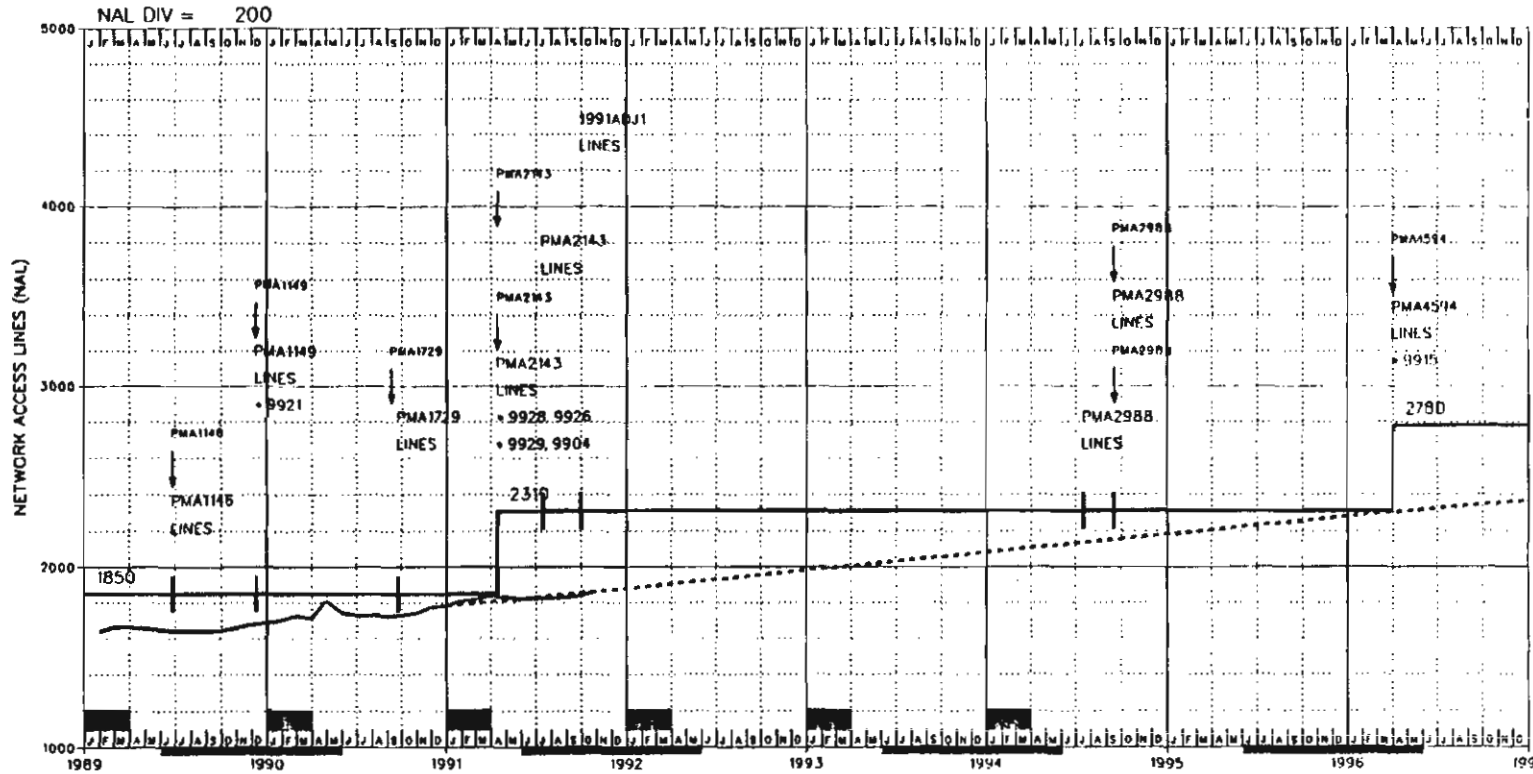
REASON FOR REISSUE:  
 1808 COCOA PLUM DRIVE, MRTH  
 OBH 0930-1030

DATE OF ISSUE: 12/04/91  
 EXCHANGE: MARATHON  
 DATABASE: LIVE  
 EQ TYPE: 5RSM  
 NXX: 289 743

BUILDING: MRTHFLVE STATE: FL  
 LATA: 50ET/460  
 COMPANY: SBEL AREA: SBFS  
 DIVISION: SFSO DISTRICT: SDAD  
 EXHAUST: 01/01/99  
 CONTACT: JRSTOUT  
 NUMBER: HBTOWER

YEAR	1989	1990	1991	1992	1993	1994	1995	1996
DEMAND/GAIN				31 (F) 6	37 (F) 2	39 (F) 12	51 (F) 13	64 (F) 10
LC MODE 1C				7	7	7	10	13
LC MODE 1F				7	16	18	21	25
LC MODE 2C				13	10	10	14	18
LC MODE 2F				4	4	4	6	8

ENTITY: MRTHFLVERSO CHART: 39.2



NOTES:  
 9904 CCS7 TRUNK SIGNALING  
 9915 MINIMUM SIZE JOB  
 9921 RINGMASTER  
 9926 CCS ACCESS CAPABILITY  
 9928 ONA REQUIREMENTS  
 9929 TOUCHSTAR PHASE I & II  
 1024 NO (ZERO) INTEGRATED LINES FORECASTED.

REASON FOR REISSUE:  
 1840 S.R. 905,NKLR OBH  
 0900-1000

DATE OF ISSUE: 11/25/91  
 EXCHANGE: N KEY LARGO  
 DATABASE: LIVE  
 CO TYPE: 5RSM  
 NXX:  
 367

BUILDING: NKLR/MA STATE: FL  
 LATA: SOET/460  
 COMPANY: SPEL AREA: SBFS  
 DIVISION: SF50 DISTRICT: SDAD  
 C/HAUST: 01/01/99  
 CONTACT: GI SPIVEY  
 NUMBER: RJAINE'S  
 EQ ENGINEER: ARMEHIA

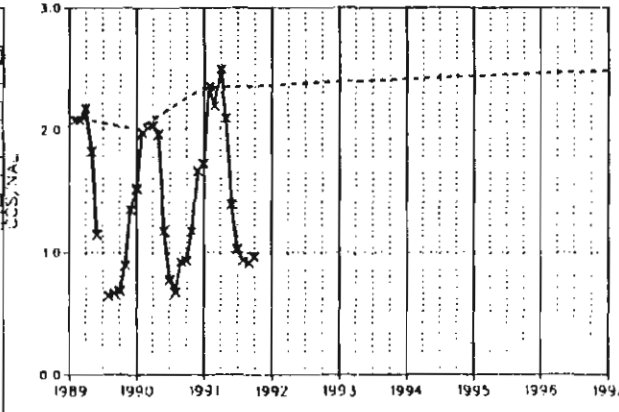
E. A. DATE: 08/25/86  
 DIR CLOSE: 09/04/92  
 DIR DELIVER: 11/16/92  
 NAL FCST: 06/15/91  
 CCS FCST: 08/01/90  
 ENTITY CUT: 08/09/86  
 ENTITY TERM: 09/16/94  
 LATEST NAL: 1862  
 SWITCH POST: HMSIFLHMDSO  
 ENTITY: CHART:

NKLR/FLMARSO 40.0

YEAR	1989	1990	1991	1992	1993	1994	1995	1996	1997
NAL	1622 (A)	1686 (A)	1781 (A)	1881 (F)	1951 (F)	2081 (F)		2281 (F)	2366 (F)
LINES	1622	1686	1781	1881	1981	2081		2281	2366
CCS/NAL	2.11	2.00	2.34	2.36	2.39	2.41		2.46	2.48
CCS STATUS	A	A	A						
NAL/LN RATIO	1.00000	1.00000	1.00000	1.00000	1.00000	1.00000		1.00000	1.00000

SVC.	1989	1990	1991	JOBNUM	HOYSD	REQSD	SHIP
DTS				PMA1146	06/25/89	06/25/89	02/11/89
				PMA1149	12/10/89	12/10/89	08/19/89
				PMA1729	09/23/90	09/09/90	06/07/90
				PMA2143	04/14/91	04/14/91	02/16/91
IML				PMA2143	07/14/91	04/14/91	07/16/91
				PMA2988	07/16/94	09/16/94	04/23/94
				PMA2988	09/16/94	09/18/94	04/23/94
%IFFM	0.74			PMA4594	04/01/96	04/01/96	01/15/96



REPORT: PARTB

PAGE: 1 OF 2

BUILDING: N. KEY LARGO MAINTENITY: NKLRFMARSO

ENT CUT: 08/09/86 ENT TERM: 09/16/94

L5DF SYSTEM

GRAPHIC PART B VERSION 1.00

DATABASE: LIVE

DATE: 11/25/91

TIME: 19:03:40

CHART NO.: 40.0

EQ TYPE: SR5M

JOB/ADJ/AT	PMA1146	PMA1149	PMA1729	PMA2143	PMA2143	1991A0J1
EVENT-NUM	EVT1	EVT1	EVT1	EVT1	EVT2	EVT1
EVENT-DATE	06/25/89	12/10/89	09/23/90	04/14/91	07/14/91	09/30/91
ROYSO/TOATE	06/25/89	12/10/89	09/23/90	07/14/91	07/14/91	09/30/91
REOSO	06/25/89	12/10/89	09/09/90	04/14/91	04/14/91	##/##/##
CAP EXH.	##/##/##	##/##/##	##/##/##	##/##/##	##/##/##	##/##/##
SHIP DATE	02/11/89	08/19/89	06/02/90	02/16/91	02/16/91	##/##/##
JOB DESC.	GENERIC	GENERIC	GENERIC	GA	GENERIC	CT/DIP
NAL TRANS						
TRANS ENT						
LSE1	TO	TO	TO	TO	TO	TO
NAL CAP SE	140 2400	2400	2400	1800 4200	4200	4200
TC	410 3400	3400	3400	800 4200	4200	4200
LNS	1850	1850	1850	460 2310	2310	2310
NOS	-140 1900	1900	1900	6400 8300	8300	8300
ML	1850	1850	1050	460 2310	2310	2310
CNTRX CAP	100 100	100	100	100	100	100
INST. NOS	2500	2500	2500	7500 10000	10000	10000
URV ASSGN	166 266	266	266	266	266	266
%FNOS	85.00	85.00	85.00	85.00	85.00	85.00
INST. LNS	2048	2048	2048	512 2560	2560	2560
URV ASSGN	31	31	31	7 38	38	38
%TOTAL FILL	91.60	91.60	91.60	91.60	91.60	91.46
LNCAP IN LNS	1850	1850	1850	460 2310	2310	2310
SIZING DATE	03/07/88	11/23/88	02/06/90	02/06/90	02/06/90	02/06/90
NDO DUE	05/14/88	01/07/89	01/21/90	05/26/90	05/26/90	05/26/90
TELCD DUE	09/10/88	03/11/89	02/17/90	08/25/90	08/25/90	08/25/90
TURNOVER	06/25/89	12/10/89	09/09/90	07/14/91	07/14/91	07/14/91
GENERIC SVC			08/31/90	08/31/90	06/07/91	
GENERIC	SE3.1	SE4.2	SE5.1	SE5.1	SE6.1	SE6.1
CNC RATIO	8:1	8:1	8:1	8:1	8:1	8:1
ENG LSF						
ENG CCS/NAL	2.03	2.03	2.03	2.03	2.03	2.03
DESIGN 85						
MRAJ	0.00	0.00	44.75	59.60	0.00	0.00
PROCESSOR			25718	25718	0.00	25718
CAP TRUNK	0	0	0	0	0	0
OGTL TK UNIT 0						
LLN/LT/SM/NM	1	1	1	1	1	1
LSR/LTS/##/##				0	0	0
LSH/##/##/L32				0	0	0
TSC/##/##/NP	6	6	6	1	7	7
TLN/##/##/L64				0		
TOT FR/SHL 0						
REUSE FR/SHL 0						
CROSS ADDNS 3				70		
EXT JOB DESC	GENERIC/RETR	GENERIC/RETR	MEMORY/GENER	IALU	GENERIC	NEWFCST
ZCTOIP	5.40	5.40	5.40	5.40	5.40	5.54

JOB CAT. G

G

G

A

C

REPORT: PARTB

PAGE: 2 OF 2

BUILDING: N. KEY LARGO MAINTINITY: NKLRFMARSO

ENT CUT: 08/09/86

ENT TERM: 09/16/94

LSDF SYSTEM

GRAPHIC PART B VERSION 1.00

DATABASE: LIVE

DATE: 11/25/91

TIME: 19:03:40

CHART NO.: 40.0

EQ TYPE: 5RSM

JOB/AOJ/AT	PMA2988	PMA2988	PMA4594	PMA4595
EVENT-NUM	EVT1	EVT2	EVT1	EVT1
EVENT-DATE	07/16/94	09/16/94	04/01/96	10/01/97
RDYSO/TORATE	09/16/94	09/16/94	04/01/96	10/01/97
REQSO	09/16/94	09/16/94	04/01/96	10/01/97
CAP EXH.	■/■/■	■/■/■	■/■/■	■/■/■
SHIP DATE	04/23/94	04/23/94	01/15/96	07/15/97
JOB DESC.	GA	DISP	GA	GA
NAL TRANS				
TRANS ENT				
LSE1	TO	TO	NTW	NTW
NAL CAP SE	4200	4200	800	5000
TC	4200	4200	800	5000
LNS	2310	2310	470	2780
NOS	8300	8300		8300
ML	2310	2310	470	2780
CNTRX CAP	100	100		100
INST. NOS	10000	10000		10000
URV ASSGN	266	266		266
%FNOS	05.00	85.00	85.00	05.00
INST. LNS	2560	-2560	512	3072
URV ASSGN	2560	-2560	8	46
%TOTAL FILL	91.46	91.46	91.91	91.91
LNCAP IN LNS	2310	2310	470	2780
SIZING DATE	06/28/91	06/28/91	02/26/91	02/26/91
MOD OUE	07/03/93	07/03/93	05/06/95	11/06/96
TELCO OUE	10/16/93	10/16/93	07/08/95	01/08/97
TURNOVER	09/16/94	09/16/94	04/01/96	10/01/97
GENERIC SVC				
GENERIC				
CONC RATIO	8:1	8:1	8:1	8:1
ENG LSF				
ENG CCS/NAL	2.03	2.03	2.03	2.03
DESIGN BS				
MRAJ	20.53	18.50	18.00	0.00
PROCESSOR	25718	25718	25718	25718
CAP TRUNK	0	0	0	0
OGTL TK UNIT 0				
LLN/LT/SM/NM 1	2	-1	0	0
LSR/LTS/■/■	0	0	0	0
LSH/■/■/L32	0	0	0	0
TSC/■/TSS/HP 7	14	-7	1	8
TLN/■/■/L64				
TOT FRS/SHL 3		0	0	0
REUSE FR/SHL 0		0	0	0
GROSS ADDNS 475		0	70	0
EXT JOB DESC REPLACE/SM		RETIRE OLD S	1 ALU	ENO/JOO
%CTDIP	5.54	5.54	5.09	5.09

JOB CAT. A

0

A

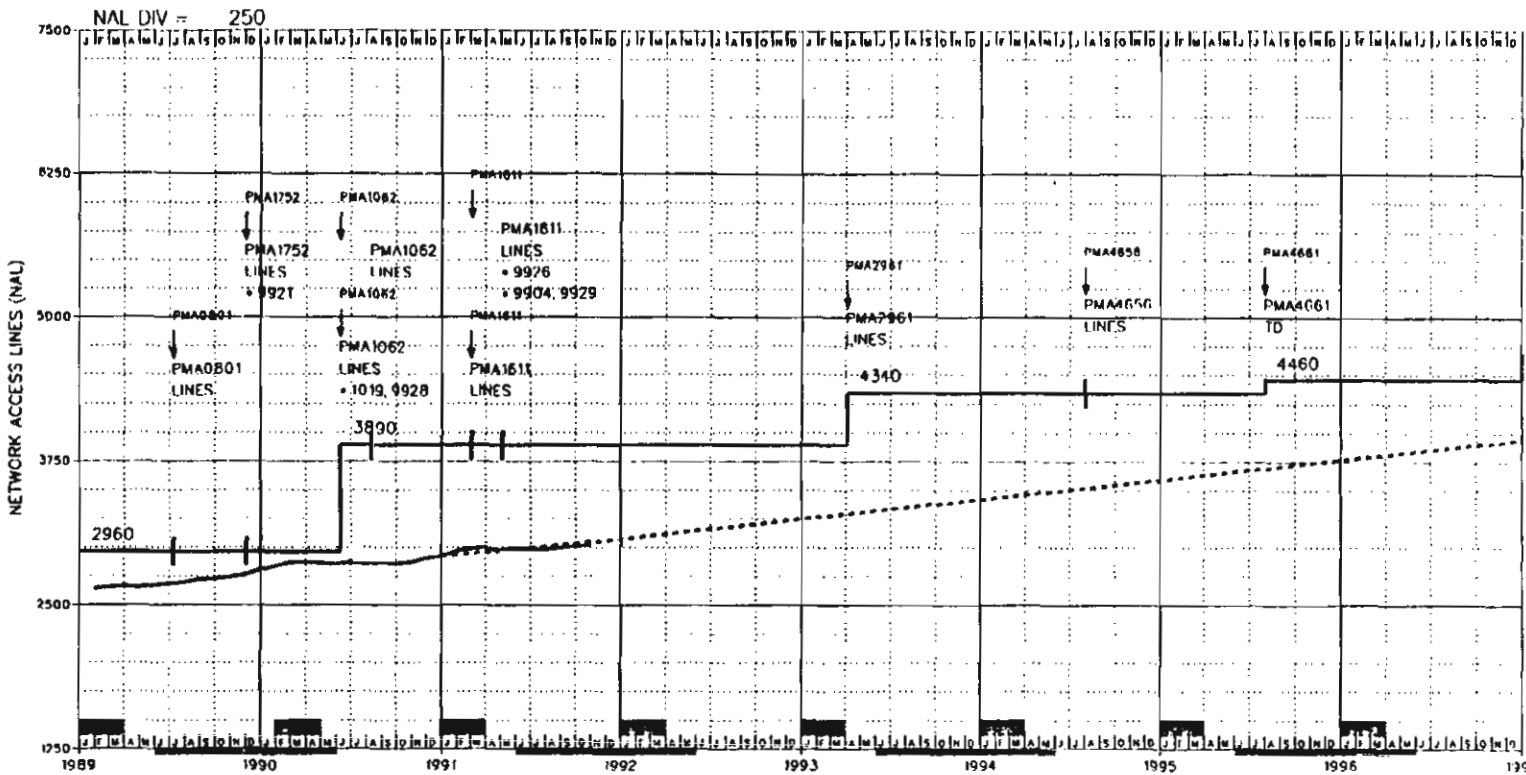
NOTES:  
 1019 2 DCLU'S ADDED EARLY 10  
 GET SM DISCOUNT  
 9904 CCS7 TRUNK SIGNALING  
 9921 RINGMASTER  
 9926 CCS ACCESS CAPABILITY  
 9928 ONA REQUIREMENTS  
 9929 TOUCHSTAR PHASE I & II

REASON FOR REISSUE:  
 1830 US1 SUGARLOAF KEY ORH  
 0930-1030

DATE OF ISSUE: 11/25/91  
 EXCHANGE: SUGARLOAF  
 DATABASE: LIVE  
 CO TYPE: SRSM  
 NXX  
 745

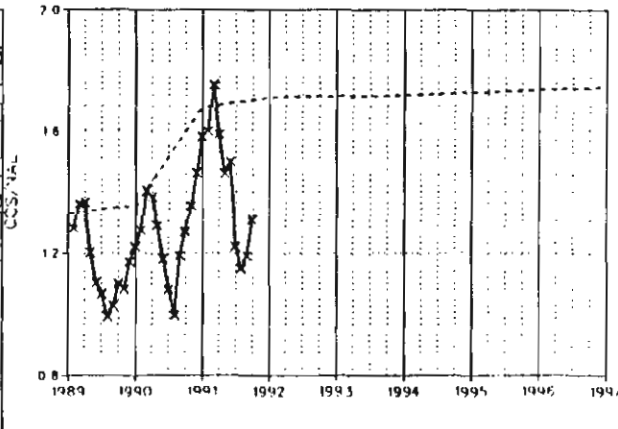
BUILDING: SCKYFLMARSO  
 LATA: SOET/450  
 COMPANY: SBEL AREA: SBFS  
 DIVISION: SFSO DISTRICT: SDAD  
 EXHAUST: 01/01/99  
 CONTACT: JRS10U1  
 NUMBER: HRTOWER  
 EQ ENGINEER: RJLIOTTA

E A DATE: 06/25/88  
 OIR CLOSE: 09/04/92  
 OIR DELIVER: 11/16/92  
 NAL FCST: 06/15/91  
 CCS FCST: 08/01/90  
 FINITY CUT: 06/25/88  
 FINITY TERM: 01/01/99  
 LATEST NAL: 3021  
 SWITCH HOST: KYWSFLMARSO  
 FINITY: CHART:  
 SCKYFLMARSO 410



YEAR	1989	1990	1991	1992	1993	1994	1995	1996	1997
NAL	2599 (A)	2798 (A)	2918 (A)	3072 (F)	3247 (F)	3417 (F)	3592 (F)	3767 (F)	3942 (F)
LINES	2599	2798	2918	3072	3247	3417	3592	3767	3942
CCS/NAL	1.33	1.36	1.68	1.71	1.71	1.72	1.73	1.74	1.75
CCS STATUS	A	A	A						
NAL/LN RATIO	1.00000	1.00000	1.00000	1.00000	1.00000	1.00000	1.00000	1.00000	1.00000

SVC.	1989	1990	1991	JOBNUM	RDYSD	REQSD	SHIP
DTS				PMA0801	07/09/89	07/09/89	03/04/89
				PMA1752	12/03/89	12/03/89	08/19/89
				PMA1062	06/10/90	06/10/90	03/31/90
				PMA1062	08/12/90	06/10/90	03/31/90
				PMA1811	03/03/91	03/03/91	01/05/91
				PMA1811	03/03/91	03/03/91	01/05/91
				PMA2981	04/04/93	04/04/93	02/27/93
				PMA4656	08/01/94	08/01/94	06/12/94
%IFFM							



REPORT: PART B

PAGE: 1 OF 2

BUILDING: SUGARDAF KEY MAINTNTITY: SKYFLMARSD  
ENT CUT: 06/25/88 ENT TERM: 01/01/99

LSDF SYSTEM  
GRAPHIC PART B VERSION 1.00  
DATABASE: LIVE

DATE: 11/25/91  
TIME: 19:03:40  
CHART NO.: 41.0  
EO TYPE: 5RSM

JOB/AOJ/AT	PMA0801	PMA1752	PMA1062	PMA1062	PMA1611	PMA1611
EVENT-NUM	EVT1	EVT1	EVT1	EVT2	EVT1	EVT2
EVENT-DATE	07/09/89	12/03/89	06/10/90	08/12/90	03/03/91	05/05/91
ROYSD/TOATE	07/09/89	12/03/89	08/12/90	08/12/90	05/05/91	05/05/91
REQSD	07/09/89	12/03/89	06/10/90	06/10/90	03/03/91	03/03/91
CAP EXH.	**/**/**	**/**/**	**/**/**	**/**/**	**/**/**	**/**/**
SHIP DATE	03/04/89	08/19/89	03/31/90	03/31/90	01/05/91	01/05/91
JOB DESC.	GEN	GEN	GR	GEN	MEMORY	GEN
NAL TRANS						
TRANS ENT						
LSEI	NTW	NTW	TO	TO	TD	TD
NAL CAP SE	8100	8100	3300	11400	11400	11400
TC	8100	8100	4500	12600	12600	12600
LNS	2960	2960	930	3890	3890	3890
NOS	8300	8300	100	8400	8400	8400
ML	2960	2960	930	3890	3890	3890
CNTRX CAP		100		-100		
INST. NOS	10000	100	10000	0	10000	10000
UAY ASSGN	200	200	158	158	158	158
%FNOS	85.00	85.00	-42	85.00	85.00	85.00
INST. LNS	3712	3712	1728	5440	5440	5440
UAY ASSGN	74	208	208	208	208	208
%TOTAL FILL	84.47	84.47	74.30	74.35	74.35	74.35
LNCAP IN LNS	2960	2960	930	3890	3890	3890
SIZING DATE					02/06/90	02/06/90
NOO DUE	06/25/88	01/21/89	05/06/89	05/06/89	05/26/90	05/26/90
TELCO DUE	10/22/88	03/11/89	09/16/89	09/16/89	08/04/90	08/04/90
TURNOVER	07/09/88	12/03/89	08/12/90	08/12/90	05/05/91	05/05/91
GENERIC SVC				07/27/90		04/19/91
GENERIC	SE3.1	SE4.2	SE4.2	SE5	SE5	SE6
CONC RAYID	8:1	8:1	8:1	8:1	8:1	8:1
ENG LSF						
ENG CCS/NAL	1.50	1.50	1.40	1.40	1.40	1.40
DESIGN 85						
MRAJ	49.05	0.00	33.81	52.11	32.00	0.00
PROCESSOR	0	0	0	0	0	0
CAP TRUNK	0	0	0	0	0	0
DCTL TK UNIT 0		0	0	0	0	0
LLN/LT/5M/NM	1	1	1	2	2	2
LSR/LTS/**	0	0	0	0	0	0
LSH/**/L32	0	0	0	0	0	0
TSC/**/TSS/NP	8	8	3	11	11	11
TLN/**/L64	0	0	0	0	0	0
TOT FR5/SHL	0	0	3	0	0	0
REUSE FR/SHL	0	0	0	0	0	0
GROSS ADDNS	8	0	355	0	0	0
EXT JOB DESC	GEN CHNG/SE3	GEN CHNG/SE4	ADV COMP/LIN	GEN CHNG/SE5	ADV COMP/HEM	GEN CHNG/SE6
%CTDIP	6.70	6.70	6.70	6.70	6.70	6.70
JOB CAT.	G	G	A	G	M	G



REPORT: PART B

PAGE: 2 OF 2

BUILDING: SUGARLOAF KEY MAINTIITY: SGKYFLMARSO  
ENT CUT: 06/25/88 ENT TERM: 01/01/99

LSDF SYSTEM  
GRAPHIC PART B VERSION 1.00  
DATABASE: LIVE

DATE: 11/25/91  
TIME: 19:03:40  
CIARR1 NO.: 41.0  
EQ TYPE: SRSH

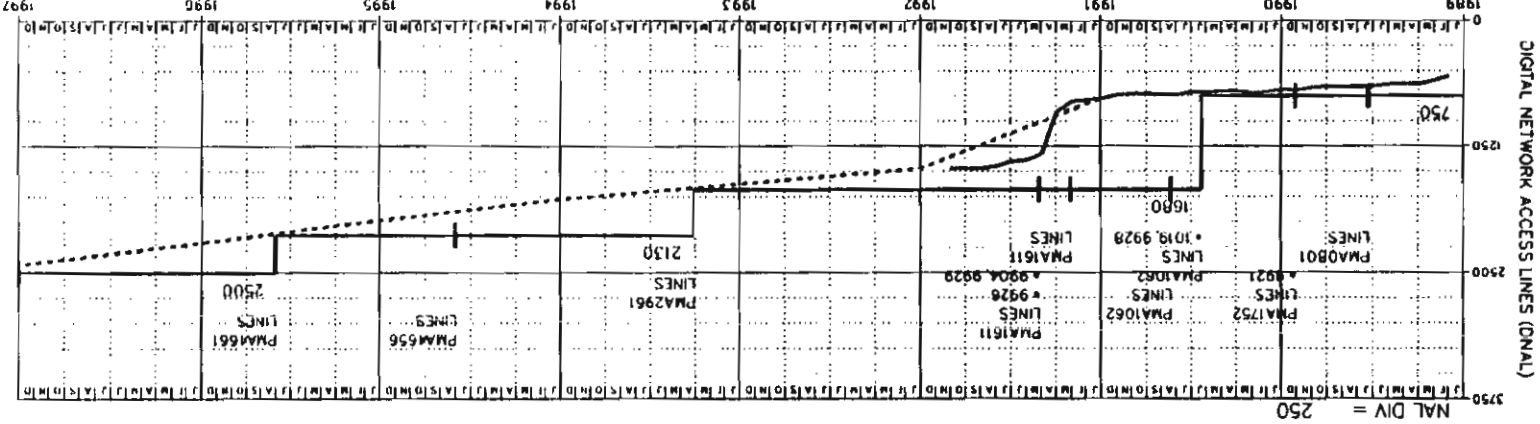
JOB/AOJ/AT	PMA2961	PMA4656	PMA4661	PMA5LGR2
EVENT-NUM	EVT1	EVT1	EVT1	EVT1
EVENT-DATE	04/04/93	08/01/94	08/01/95	02/01/97
ROYSD/TDATE	04/04/93	08/01/94	08/01/95	02/01/97
REQSD	04/04/93	08/01/94	08/01/95	02/01/97
CAP EXH.	##/##/##	##/##/##	##/##/##	##/##/##
SHIP DATE	02/27/93	06/12/94	06/12/95	11/01/96
JOB OESC.	GA	SMP23	GA	GA
NAL TRANS				
TRANS ENT				
LSEI	TO	TO	TO	TO
NAL CAP SE				
TC	11400	11400	11400	11400
LNS	450	4340	370	4710
NOS		8400		8400
ML	450	4340	120	4710
CNTRX CAP				
INST. NOS	10000	10000	10000	10000
UAV ASSGN	158	158	158	158
ZFNOS	85.00	85.00	85.00	85.00
INST. LNS	576	6016	576	6592
UAV ASSGN	208	208	208	208
%TOTAL FILL	74.72	74.72	73.78	73.78
LNCAP IN LNS	450	4340	370	4710
SIZING DATE	01/23/91	08/15/91		
NDO DUE	07/25/92	09/04/93	09/04/94	05/04/96
TELCO DUE	10/03/92	12/04/93	12/04/94	08/02/96
TURNOVER	04/04/93	08/01/94	08/01/95	02/01/97
GENERIC SVC				
GENERIC				
CONC RATIO	8:1	8:1	8:1	8:1
ENG LSF				
ENG CCS/NAL	1.40	1.40	1.40	1.40
DESIGN BS				
MRAJ	27.89	0.00	18.07	0.00
PROCESSOR	0	0	0	0
CAP TRUNK	0	0	0	0
DGTL TK UNIT 0			0	0
LLN/LI/SM/NN	2	2	2	2
LSR/LTS/##/##	0	0	0	0
LSH/##/##/L32	0	0	0	0
TSC/##/TSS/NP 1	12	12	1	13
TLN/##/##/L64	0	0	0	0
TOT FR/SHL 0		0	0	0
REUSE FR/SHL 0		0	0	0
GROSS ADDNS	65	40	60	0
EXT JOB OESC 1 DCLU		SMP23	1 OCLU	END JOB
%CTDIP	6.70	6.70	6.70	6.70

JOB CAT. A

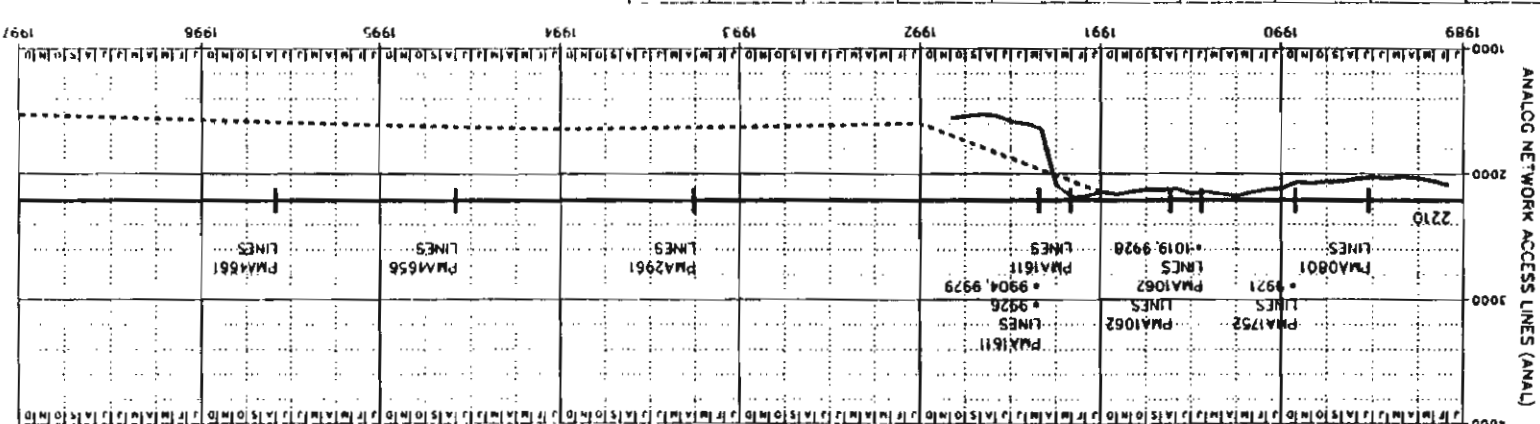
M

A

YEAR	1989	1990	1991	1992	1993	1994	1995	1996	1997
ACTUAL	127	685	774	1475	1622	1725	179	179	180
CCS/NAI	1.27	6.85	7.74	14.75	16.22	17.25	1.79	1.79	1.80
ACC ACTUAL	A	A	A	A	A	A	A	A	A
CCS/SYS	9	11	11	25	26	29	0	0	0
U/RBAN SYS	0	0	0	0	0	0	0	0	0
NAI/NAI RATIO	1.00000	1.00000	1.00000	1.00000	1.00000	1.00000	1.00000	1.00000	1.00000



YEAR	1989	1990	1991	1992	1993	1994	1995	1996	1997
ACTUAL	1.35	2.14	2.14	1.64	1.64	1.64	1.64	1.64	1.66
CCS/NAI	1.35	2.14	2.14	1.64	1.64	1.64	1.64	1.64	1.66
ACC ACTUAL	A	A	A	A	A	A	A	A	A
CCS/SYS	0	0	0	0	0	0	0	0	0
U/RBAN SYS	0	0	0	0	0	0	0	0	0
NAI/NAI RATIO	1.00000	1.00000	1.00000	1.00000	1.00000	1.00000	1.00000	1.00000	1.00000



ENTRY: SGRYLMARSD 410 CHART:  
 DATE OF ISSUE: 11/25/91  
 EXCHANGE: SUGARLOAF  
 DATABASE: LIVE  
 CO TYPE: SRSM  
 ANALOG  
 BUILDING: SUGARLOAF KEY  
 SWITCH HOST: KYWSTLMA050  
 FCST DATE: 06/15/91  
 LATEST ANAL: 1551  
 CONTACT: JRSTOUT  
 CONTACT NO.: HD TOWER  
 EQUIP ENGR: RFL011A  
 DIGITAL  
 RECFCST DATE: 01/11/89  
 LATEST DNAL: M70  
 LATEST SLC: 23  
 LATEST U/RB: 0  
 LATEST D117: 0

REASON FOR REISSUE: 1830 US1 SUGARLOAF KEY ODH 0930-1030  
 NOTES:  
 1019 2 DTL'S ADDED EARLY TO  
 9904 CTS7 RINGING SIGNALING  
 9921 RINGMASTER  
 9926 CCS ACCESS CAPABILITY  
 9928 OMA RECONFIGMENTS  
 9929 TOUCHSTAR PHASE I & II

REPORT: PARTB  
 PAGE: 1 OF 2  
 BUILDING: SUGARLOAF KEY MAINTENITY: SKYFLMARSO  
 ENT CUT: 06/25/88 ENT TERM: 01/01/99

LSDP SYSTEM  
 DIGITAL PART B VERSION 1.00  
 DATABASE: LIVE

DATE: 11/25/91  
 TIME: 19:03:40  
 CHART NO.: 41.0  
 EQ TYPE: SRSB

JOB/ADJ/AT	PHA0801	PHA1752	PHA1062	PHA1062	PHA1611	PHA1611
EVENT-NUM	EVT1	EVT1	EVT1	EVT2	EVT1	EVT2
EVENT-DATE	07/09/89	12/03/89	06/10/90	08/12/90	03/03/91	05/05/91
RDYSO/TOATE	07/09/89	12/03/89	08/12/90	08/12/90	05/05/91	05/05/91
REQSO	07/09/89	12/03/89	06/10/90	06/10/90	03/03/91	03/03/91
CAP EXH.	###/###/###	###/###/###	###/###/###	###/###/###	###/###/###	###/###/###
SHIP DATE	03/04/89	08/19/89	03/31/90	03/31/90	01/05/91	01/05/91
JOB DESC.	GEN	GEN	GA	GEN	MEMORY	GEN
TRANS ENT						

ANALOG SECTION -----

NAL TRANS						
NAL CAP TC	5700	5700	400	6100	6100	6100
LNS	2210	2210		2210	2210	2210
HL	2210	2210		2210	2210	2210
LINE UNITS	5	5		5	5	5
INST. LNS	2560	2560		2560	2560	2560
UAV ASSGN	112	112		112	112	112
ZFILL	90.28	90.28	90.28	90.28	90.28	90.28
DLNCAP LNS	2210	2210		2210	2210	2210
DENG CCS NAL	1.50	1.50	1.40	1.40	1.40	1.40
ANLG DEF LNS			0	0	0	0
ISDN CAP TC			0	0	0	0
ISDN CAP LNS			0	0	0	0
ISDN CAP HL	0		0	0	0	0
ISDN LN MOD			0	0	0	0
ISDN INS LNS			0	0	0	0
ISDN UAV LNS			0	0	0	0
ISDN ZFILL						
ISDN ENG CCS						

DIGITAL SECTION -----

NAL TRANS						
NAL CAP TC	2400	2400	4100	6500	6500	6500
LNS	750	750	930	1680	1680	1680
HL	750	750	930	1680	1680	1680
LINE UNITS	2	2	3	5	5	5
INST. LNS	1152	1152	1728	2880	2880	2880
UAV ASSGN	96	96	96	96	96	96
ZFILL	71.00	71.00	60.24	60.34	60.34	60.34
DLNCAP LNS	750	750	930	1680	1680	1680
DENG CCS NAL	1.50	1.50	1.37	1.37	1.37	1.37
CAP SLC SYS	11	11	18	29	29	29
ENG SLC MD 1	11	11	18	29	29	29
ENG SLC MD2	0	0	0	0	0	0
DEF SLC SYS			0	0	0	0
CAP URBAN SYS			0	0	0	0
DEF URBAN SYS			0	0	0	0
CAP DMS112			0	0	0	0
SLC DLU	2	2	3	5	5	5
URBAN DLU			0	0	0	0

REPORT: PARTB

PAGE: 2 OF 2

BUILDING: SUGARLDAF KEY MAINTNTITY: SCKYFLMARSO

ENT CUT: 06/25/88

ENT TERM: 01/01/99

LSDF SYSTEM  
DIGITAL PART B VERSION 1.00  
DATABASE: LIVE

DATE: 11/25/91

TIME: 19:03:40

CHART NO.: 41.0

EQ TYPE: 5RSM

JOB/ADJ/AT PMA2961  
EVENT-NUM EVT1  
EVENT-DATE 04/04/93  
ROTSO/TDATE 04/04/93  
REOSO 04/04/93

PMA46S6  
EVT1  
08/01/94  
08/01/94  
08/01/94

PMA4661  
EVT1  
08/01/95  
08/01/95  
08/01/95

PMA5LGR2  
EVT1  
02/01/97  
02/01/97  
02/01/97

CAP EXH. ■■/■■/■■  
SHIP DATE 02/27/33  
JOB DESC. GA  
TRANS ENT

■■/■■/■■  
06/12/94  
SMP23

■■/■■/■■  
06/12/95  
GA

■■/■■/■■  
11/01/96  
GA

ANALOG SECTION -----

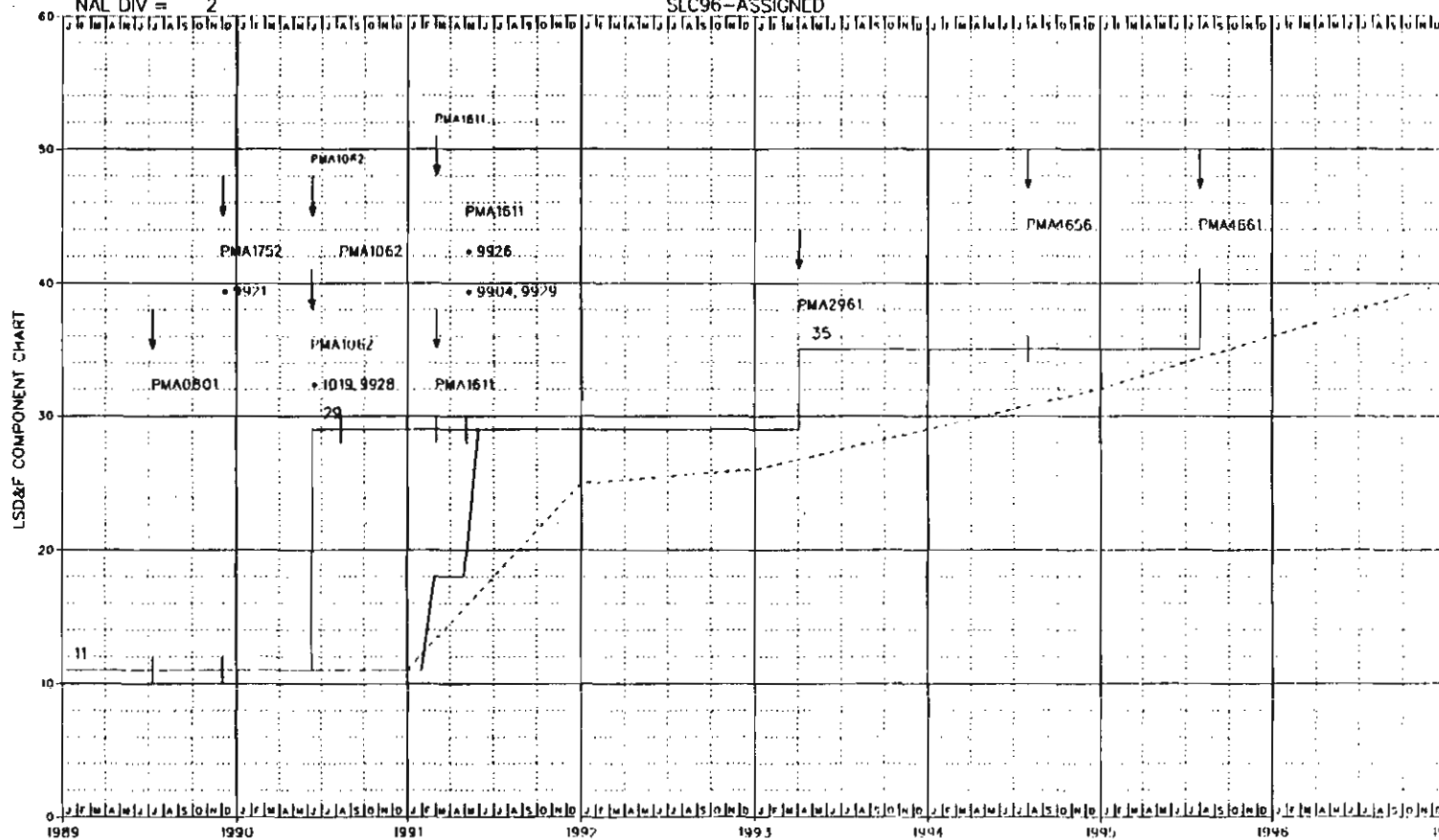
NAL TRANS					
NAL CAP TC	6100	6100	6100	6100	6100
LNS	2210	2210	2210	2210	2210
ML	2210	2210	2210	2210	2210
LINE UNITS					
INST. LNS	2560	2560	2560	2560	2560
URV ASSGN	112	112	112	112	112
%FILL	90.28	90.28	90.28	90.28	90.28
ALNCAP LNS	2210	2210	2210	2210	2210
AENG CCS NAL	1.64	1.64	1.65	1.66	1.66
ANLG DEF LNS	0	0	0	0	0
ISON CAP TC	0	0	0	0	0
ISON CAP LNS	0	0	0	0	0
ISON CAP ML	0	0	0	0	0
ISON LN MOD	0	0	0	0	0
ISON INS LNS	0	0	0	0	0
ISON URV LNS	0	0	0	0	0
ISON %FILL					
ISON ENG CCS					

DIGITAL SECTION -----

NAL TRANS					
NAL CAP TC	6500	6500	6500	6500	6500
LNS	2130	2130	2130	2500	2500
ML	450	2130	370	2500	2500
LINE UNITS					
INST. LNS	3456	3456	576	4032	4032
URV ASSGN	96	96	96	96	96
%FILL	63.39	63.39	63.52	63.52	63.52
DLNCAP LNS	2130	2130	370	2500	2500
AENG CCS NAL	1.79	1.79	1.79	1.80	1.80
CAP SLC SYS	6	35	6	41	41
ENG SLC MD 1	6	35	6	41	41
ENG SLC MD2	0	0	0	0	0
DEF SLC SYS	0	0	0	0	0
CAP URBN SYS	0	0	0	0	0
DEF URBN SYS	0	0	0	0	0
CAP DMS112	0	0	0	0	0
SLC DLU	1	6	1	7	7
URBAN DLU	0	0	0	0	0

NAL DIV = 2

SLC96-ASSIGNED



NOTES:  
 1019 2 DCLU'S ADDED EARLY TO  
 GET SM DISCOUNT  
 9904 CGST TRUNK SIGNALING  
 9921 RINGMASTER  
 9926 CCS ACCESS CAPABILITY  
 9928 ONA REQUIREMENTS  
 9929 TOUCHSTAR PHASE I & II

REASON FOR REISSUE:  
 1830 US1SUGARLOAF KEY ODH  
 0930-1030

DATE OF ISSUE: 11/25/91  
 EXCHANGE: SUGARLOAF  
 DATABASE: LIVE  
 EO TYPE: 5RSM  
 NXX: 745

BUILDING: SGKYFLMARSU STAD: 11  
 LATA: S0C1460  
 COMPANY: SBEL AREA: SRES  
 DIVISION: SF50 DISTRICT: SDAD  
 EXHAUST: 01/01/99  
 CONTACT: JRSTOUT  
 NUMBER: H810WFR

YEAR	1989	1990	1991	1992	1993	1994	1995	1996
DEMAND GAIN	9 (A) 2	11 (A) 0	11 (A) 14	25 (F) 1	26 (F) 3	29 (F) 3	32 (F) 4	36 (F) 4
SLC MODE 1C	1	1	1	1	0	0	0	0
SLC MODE 1F	0	0	0	6	8	8	9	10
SLC MODE 2C	8	10	10	0	0	0	0	0
SLC MODE 2F	0	0	0	18	18	21	23	26

ENTITY: SGKYFLMARSU CHART: 41.0