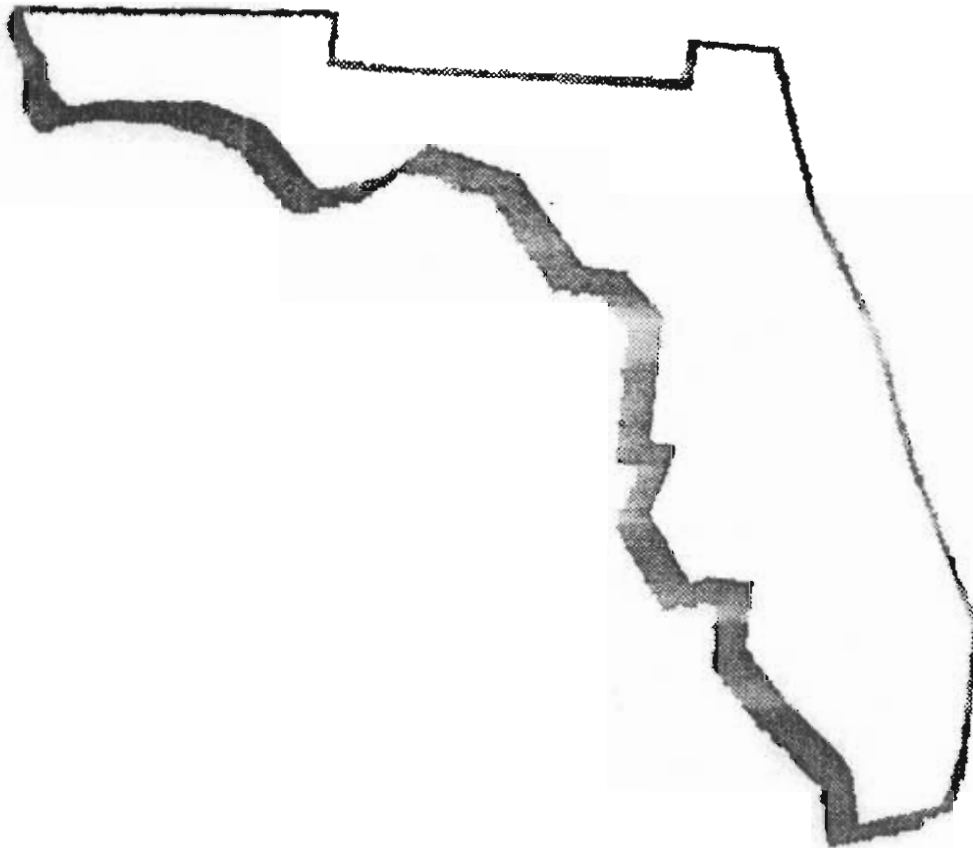


920260-TL

**SOUTHERN BELL TELEPHONE AND TELEGRAPH  
MINIMUM FILING REQUIREMENTS  
1992  
DOCKET NO. 920260  
DEMAND AND FACILITY CHARTS  
ITEM F2  
SOUTHEAST FLORIDA & CENTRAL FLORIDA**



DOCUMENT NUMBER-DATE

04503 MAY -6 1992

F-PSC-RECORDS/REPORTING

# SOUTHEAST FLORIDA



**LOPP CHARTS**

**JANUARY**

**1982**



**Southern Bell**

6451 North Federal Highway  
Room 912  
Fort Lauderdale, Florida 33308

January 28, 1992

Attached is the January issue of the Southeast Florida Local Switching Demand and Facility (LSDF) charts. Included in this issue are the following reports:

1. Index - Chart Order
2. Index - Alphabetical Order
3. Major Dial Switch Undertakings
4. Generic Retrofit Schedules
5. NXX List

Specific questions concerning LSDF Charts should be directed to the planner indicated on the 'A' Chart.

General questions concerning the LSDF Charts and LSDF Reports should be directed to Danny Cox at 305-492-3492. For LSDF chart distribution contact Linda Bell at 305-492-2966.

  
Senior Engineer  
Southeast Tactical Planning

lmb

## SOUTHEAST TEL --- CHART ORDER LIST

CHART #	BUILDING	ENTITY	TYPE	DIAL PLANNER
1.0	HLWD HALLANDALE	HLWDFLHA45E	1AES	RJBOLTZ
2.1	HOLLYWOOD MAIN	HLWDFLMA92C	1AES	RJBOLTZ
2.2	HOLLYWOOD MAIN	HLWDFLMAD50	5ES	RJBOLTZ
3.1	HLWD WEST HOLLYWOOD	HLWDFLWH000	1AES	RJBOLTZ
3.2	HLWD WEST HOLLYWOOD	HLWDFLWH050	5ES	RJBOLTZ
4.1	HLWD PEMBROKE PINES	HLWDFLPE43C	1AES	RJBOLTZ
4.2	HLWD PEMBROKE PINES	HLWDFLPE050	5ES	RJBOLTZ
5.3	FTLD AIRPORT	FTLDLAPR050	5RSM	SKHARWELL
5.4	FT LAUD MAIN RELIEF	FTLDLPMR050	D100	SKHARWELL
6.0	FTLD CORAL RIDGE	FTLDLCP056E	1AES	M. DALEY
6.1	FTLD CORAL RIDGE	FTLDLCP050	DGTL	M. DALEY
7.2	FTLD CYPRESS	FTLDLFCY49E	1AES	M. DALEY
7.3	FTLD CYPRESS	FTLDLFCY050	5ES	M. DALEY
8.0	FTLD PLANTATION	FTLDLPLC050	1AES	SKHARWELL
8.1	FTLD PLANTATION	FTLDLPL050	DGTL	SKHARWELL
9.1	FTLD JACARANDA	FTLDLJJA47E	1AES	RJBOLTZ
9.2	FTLD JACARANDA	FTLDLJJA050	5ES	RJBOLTZ
9.3	FTLD SAWGRASS	FTLDLSSG050	D100	SKHARWELL
10.0	FTLD WESTON	FTLDLWWD050	5ES	SKHARWELL
11.0	FTLD OAKLAND	FTLDLLOA050	5ES	SKHARWELL
12.0	FTLD SUNRISE	FTLDLFSU74E	1AES	RJBOLTZ
12.1	FTLD SUNRISE	FTLDLFSU050	DGTL	RJBOLTZ
13.1	FMBH FEDERAL	FMBHFLFE050	1AES	RCMCINTYRE
13.2	FMBH FEDERAL	FMBHFLFE050	DGTL	RCMCINTYRE
13.3	FMBH MARGATE	FMBHFLMA97E	1AES	M. DALEY
14.2	FMBH MARGATE	FMBHFLMA050	5ES	M. DALEY
14.3	NORTH POWERLINE	FMBHFLNPR050	5RSM	D. COX
15.0	FMBH TAMARAC	FMBHFLTA050	5ES	D. COX
16.2	FMBH CORAL SPRINGS	FMBHFLCS050	5ES	RCMCINTYRE
17.0	DEERFIELD BEACH MAIN	DEBHFLLMAC050	1AES	RCMCINTYRE
17.1	DEERFIELD BEACH MAIN	DEBHFLLMAD050	DGTL	RCMCINTYRE
18.1	BOCA RATON MAIN	BCRTFLMAC050	1AES	D. COX
18.2	BOCA RATON MAIN	BCRTFLMAD050	EWSD	D. COX
19.1	BCRT BOCA TEECA	BCRTFLBT050	D100	D. COX
19.2	BCRT BOCA TEECA	BCRTFLBTR050	RLU	D. COX
19.3	SIEMENS TOWER "A"	BCRTFLBTR050	RLU	D. COX
20.0	BCRT SANDALFOOT	BCRTFLSAD050	5ES	M. TERRERO
21.0	GELRAY BEACH MAIN	GLBHFLKA27E	1AES	H. RUSSETTE
22.0	GLEH KINGS POINT	GLBHFLKP49E	1AES	H. RUSSETTE
23.1	BOYNTON BEACH MAIN	BYBHFLMAC050	1AES	H. RUSSETTE
23.2	BOYNTON BEACH MAIN	BYBHFLMAD050	DGTL	H. RUSSETTE
24.1	WPSH LAKE WORTH	WPBHFLLE58E	1AES	H. RUSSETTE
24.3	WPSH LAKE WORTH	WPBHFLLED050	DGTL	H. RUSSETTE
25.1	WPSH GREENACRES	WPBHFLGA96E	1AES	H. RUSSETTE
25.2	WPSH GREENACRES	WPBHFLGAD050	5ES	H. RUSSETTE
26.0	WPSH ROYAL PALM BCH	WPBHFLRFD050	D100	M. TERRERO
27.2	WPSH HAVERHILL	WPBHFLHH050	5ES	H. RUSSETTE
27.3	WPSH HAVERHILL	WPBHFLHHR050	RSC	H. RUSSETTE
28.0	BELLE GLADE MAIN	BLGLFLMAD050	D100	D. COX
29.0	PAHOKEE MAIN	PAHKFLMAR050	RSC	D. COX



## SOUTHEAST TFD --- CHART ORDER LIST

RT #	BUILDING	ENTITY	TYPE	DIAL PLANNER
30.1	WFBH MAIN ANNEX	WFBHFLAN83E	1AES	H. FUSSETTE
30.2	WFBH MAIN ANNEX	WFBHFLAN850	RSC	H. RUSSETTE
30.3	WFBH MAIN ANNEX	WFBHFLAN850	DGTL	H. RUSSETTE
31.0	WFBH RIVIERA BEACH	WFBHFLR584E	1AES	D. COX
31.2	WFBH RIVIERA BEACH	WFBHFLR6850	DGTL	D. COX
32.0	WFBH GARDENS	WFBHFLGR850	D100	M. CANALS
33.0	JUPITER MAIN	JPTRFLMA74E	1AES	M. TERRERO
33.2	JUPITER MAIN	JPTRFLMA850	DGTL	M. TERRERO
34.0	HOPE SOUND MAIN	HESSFLMA850	SES	ABHOKSTAD
35.0	STUART MAIN	STRFLMA850	SES	ABHOKSTAD
36.0	PTSL SOUTH PTSL	PTSLFLS0060	SES	ABHOKSTAD
37.1	HUTCHINSON IS. MAIN	HTISFLMA22E	2BES	ABHOKSTAD
37.2	HUTCHINSON IS. MAIN	HTISFLMA850	DGTL	A. HOKSTAD
38.0	FORT ST. LUCIE MAIN	PTSLFLMA850	SES	ABHOKSTAD
39.1	FORT PIERCE MAIN	FTPRFLMA850	1AES	ABHOKSTAD
39.2	FORT PIERCE MAIN	FTPRFLMA850	DGTL	A. HOKSTAD
40.1	VRBH BEACHLAND	VRBHFLBE23E	2BES	ABHOKSTAD
40.2	VRBH BEACHLAND	VRBHFLBE350	DGTL	A. HOKSTAD
41.0	VERO BEACH MAIN	VERHFLMA850	SES	ABHOKSTAD
42.1	SEBASTIAN MAIN	SBSTFLMA58E	2BES	ABHOKSTAD
42.2	SEBASTIAN MAIN	SBSTFLMA850	DGTL	A. HOKSTAD
43.0	SBST FELLSMERE	SBSTFLFERS0	SRSM	ABHOKSTAD
44.0	BAREFOOT BAY	NICUFLR6850	SES	ABHOKSTAD

## SOUTHEAST TFD -- ALPHABETICAL ENTITY LIST

BUILDING	ENTITY	TYPE	DIAL PLANNER	CHART #
EFOOT BAY	MICCFLEBDSO	SES	ABHOKSTAD	44.0
BCRT BOCA TEECA	BCRTFLBTDSO	D100	D.COX	19.1
	BCRTFLBTRS1	RLU	D.COX	19.2
BCRT SANDALFOOT	BCRTFLSADS0	SES	M.TERRERO	20.0
BELLE GLADE MAIN	BLGLFLMADS0	D100	D.COX	28.0
BOCA RATON MAIN	BCRTFLMACG0	1AES	D.COX	18.1
	BCRTFLMADS0	EWS0	D.COX	18.2
BOYNTON BEACH MAIN	BYBHFLMACG0	1AES	H.RUSSETTE	23.1
	BYBHFLMADS0	DGTL	H.RUSSETTE	23.2
DEERFIELD BEACH MAIN	DRBHFLMACG0	1AES	ROMCINTYRE	17.0
	DRBHFLMADS0	DGTL	ROMCINTYRE	17.1
DELRAY BEACH MAIN	DLBHFLMA27E	1AES	H.RUSSETTE	21.0
DLBH KINGS POINT	DLBHFLKP49E	1AES	H.RUSSETTE	22.0
FORT PIERCE MAIN	FTPRFLMACG0	1AES	ABHOKSTAD	39.1
	FTPRFLMADS0	DGTL	A.HOKSTAD	39.2
FT LAUD MAIN RELIEF	FTLDFLMRDS0	D100	SKHARWELL	5.4
FTLD AIRPORT	FTLDFLAPRS0	SRSM	SKHARWELL	5.3
FTLD CORAL RIDGE	FTLDFLCRDS0	DGTL	M.DALEY	6.1
	FTLDFLCR56E	1AES	M.DALEY	6.0
FTLD CYPRESS	FTLDFLCYDS0	SES	M.DALEY	7.3
	FTLDFLCY49E	1AES	M.DALEY	7.2
FTLD JACARANDA	FTLDFLJADS0	SES	RJBOLTZ	9.2
	FTLDFLJA47E	1AES	RJBOLTZ	9.1
FTLD OAKLAND	FTLDFLOADS0	SES	SKHARWELL	11.0
FTLD PLANTATION	FTLDFLPLCG0	1AES	SKHARWELL	8.0
	FTLDFLPLDS0	DGTL	SKHARWELL	8.1
FTLD SAWGRASS	FTLDFLSGDS0	D100	SKHARWELL	9.3
FTLD SUNRISE	FTLDFLSUBS0	DGTL	RJBOLTZ	12.1
	FTLDFLSU74E	1AES	RJBOLTZ	12.0
FTLD WESTON	FTLDFLWSDS0	SES	SKHARWELL	10.0
HLWD HALLANDALE	HLWDFLHA45E	1AES	RJBOLTZ	1.0
HLWD PEMBROKE PINES	HLWDFLPEDS0	SES	RJBOLTZ	4.2
	HLWDFLPE43C	1AES	RJBOLTZ	4.1
HLWD WEST HOLLYWOOD	HLWDFLWHCG0	1AES	RJBOLTZ	3.1
	HLWDFLWHDS0	SES	RJBOLTZ	3.2
HOSE SOUND MAIN	HBSDFLMADS0	SES	ABHOKSTAD	34.0
HOLLYWOOD MAIN	HLWDFLMADS0	SES	RJBOLTZ	2.2
	HLWDFLMA92C	1AES	RJBOLTZ	2.1
HUTCHINSON IS. MAIN	HTISFLMADS0	DGTL	A.HOKSTAD	37.2
	HTISFLMA22E	2BES	ABHOKSTAD	37.1
JUPITER MAIN	JPTRFLMADS0	DGTL	M.TERRERO	33.2
	JPTRFLMA74E	1AES	M.TERRERO	33.0
NORTH POWERLINE	PMBHFLNPRS0	SRSM	D.COX	14.3
PAHOKEE MAIN	PAHKFLMARS0	RSC	D.COX	29.0
PMBH CORAL SPRINGS	PMBHFLCSDS0	SES	ROMCINTYRE	16.2
PMBH FEDERAL	PMBHFLFECG0	1AES	ROMCINTYRE	13.1
	PMBHFLFEDS0	DGTL	ROMCINTYRE	13.2
PMBH MARGATE	PMBHFLMADS0	SES	M.DALEY	14.2
	PMBHFLMA97E	1AES	M.DALEY	14.1
PMBH TAMARAC	PMBHFLTADS0	SES	D.COX	15.0

## SOUTHEAST TPD -- ALPHABETICAL ENTITY LIST

BUILDING	ENTITY	TYPE	DIAL PLANNER	CHART #
1 ST. LUCIE MAIN	PTSLFLMADSO	SES	ABHOKSTAD	38.0
PTSL SOUTH PTSL	PTSLFLS00G0	SES	ABHOKSTAD	36.0
SBST FELLSMERE	SBSTFLFERSO	SRSM	ABHOKSTAD	43.0
SEBASTIAN MAIN	SBSTFLMADSO	DGTL	A.HOKSTAD	42.2
	SBSTFLMA59E	2BES	ABHOKSTAD	42.1
SIEMENS TOWER "A"	BCRTFLBBSO	RLU	D.COX	19.3
STUART MAIN	STRTFLMADSO	SES	ABHOKSTAD	35.0
VERO BEACH MAIN	VRBHFLMADSO	SES	ABHOKSTAD	41.0
VRBH BEACHLAND	VRBHFLBEDSO	DGTL	A.HOKSTAD	40.2
	VRBHFLBE23E	2BES	ABHOKSTAD	40.1
WPBH GARDENS	WPBHFLGRDSO	D100	M.CANALS	32.0
WPBH GREENACRES	WPBHFLGA0SO	SES	H.RUSSETTE	25.2
	WPBHFLGA96E	1AES	H.RUSSETTE	25.1
WPBH HAVERHILL	WPBHFLHHDSO	SES	H.RUSSETTE	27.2
	WPBHFLHHRSO	RSC	H.RUSSETTE	27.3
WPBH LAKE WORTH	WPBHFLLED0SO	DGTL	H.RUSSETTE	24.2
	WPBHFLLE58E	1AES	H.RUSSETTE	24.1
WPBH MAIN ANNEX	WPBHFLANDSO	DGTL	H.RUSSETTE	30.3
	WPBHFLANR0SO	RSC	H.RUSSETTE	30.2
	WPBHFLAN83E	1AES	H.RUSSETTE	30.1
WPBH RIVIERA BEACH	WPBHFLRBDSO	DGTL	D.COX	31.2
	WPBHFLR534E	1AES	D.COX	31.0
WPBH ROYAL PALM BCH	WPBHFLRPDSO	D100	M.TERRERO	26.0

MAJOR DIAL SWITCH UNDERTAKINGS  
AS OF 01/20/92  
NOTE \*\* DO NOT INCLUDE HDST COSTS

RUN DATE:01/20/92

PROGRAM NAME-MAJORJOB  
SOURCE:LSDF

BUILDING	WKG LINES DISP	NEW EQP	OLD EQP	HDST	SHIP	SERVICE	(\$000)	PLANNER
BDOA RATON MAIN	62200	EUSD	1AES		09/25/1992	04/18/1993	6400	D.COX
BOYNTON BEACH MAIN	55200	DGTL	1AESS		01/08/1994	09/11/1994	7600	H.RUSSETTE
DEERFIELD BEACH MAIN	59000	DGTL	1AESS		02/11/1995	11/19/1995	11000	RCMCINTYRE
FORT PIERCE MAIN	53000	DGTL	1AES		01/15/1995	08/01/1995	6600	A.HOKSTAD
FTLD CORAL RIDGE	45800	DGTL	1AESS		01/14/1997	09/16/1997	5800	M.DALEY
FTLD CYPRESS	45600	SES	1AESS		01/15/1994	09/11/1994	6400	M.DALEY
FTLD JACARANDA	58500	SES	1AES		08/28/1993	03/27/1994	6600	RJBOLTZ
FTLD PLANTATION	60700	DGTL	1AESS		01/12/1996	08/30/1996	8400	SKHARWELL
FTLD SUNRISE	49200	DGTL	1AESS		03/14/1996	10/31/1996	6200	RJBOLTZ
HLUD PEMBROKE PINES	60650	SES	1AESS		01/04/1992	01/04/1993	7134	RJBOLTZ
HLUD WEST HOLLYWOOD	82200	SES	1AES		01/07/1995	06/27/1995	7300	RJBOLTZ
HOLLYWOOD MAIN	46000	SES	1AES		06/05/1993	02/27/1994	4800	RJBOLTZ
HUTCHINSON IS. MAIN	18000	DGTL	2BES		11/26/1994	04/02/1995	2200	A.HOKSTAD
JUPITER MAIN	44400	DGTL	1AES		06/01/1994	11/15/1994	6300	M.TERRERD
PMBH FEDERAL	69500	DGTL	1AES		02/03/1996	09/16/1996	9600	RCMCINTYRE
PMBH MARGATE	73000	SES	1AES		03/27/1993	11/21/1993	7500	M.DALEY
SEBASTIAN MAIN	11400	DGTL	2BES		11/28/1992	04/04/1993	1800	A.HOKSTAD
VRBH BEACHLAND	11540	DGTL	2BES		11/13/1993	03/20/1994	1400	A.HOKSTAD
WPBH GREENACRES	79300	SES	1AES		02/06/1993	11/07/1993	6900	H.RUSSETTE
WPBH LAKE WORTH	45800	DGTL	1AESS		03/07/1998	10/18/1998	5800	H.RUSSETTE
WPBH MAIN ANNEX	37200	DGTL	1AES		01/29/1995	08/28/1995	5000	H.RUSSETTE
WPBH RIVIERA BEACH	43300	DGTL	1AES		03/01/1996	11/15/1996	6600	D.COX

D and F Chart  
Initial Generic change to 1AE10

rundate: 01/20/92  
source: LSDF  
PROGRAM: GENCHG2

CH #	Building	Entity	Project	Descr	SHIP	GEN_LOAD	GENERIC
1.0	HLWD HALLANDALE	HLWDFLHA45E	32712	GEN CHG	02/13/1988	06/05/1988	1AE10
12.0	FTLD SUNRISE	FTLDFLSU74E	32721	GEN	02/20/1988	11/27/1988	1AE10
13.1	PMBH FEDERAL	PMBHFLFECG0	32698	APS-CCS7	06/04/1988	12/11/1988	1AE10
14.1	PMBH MARGATE	PMBHFLMA97E	32695	APS-CCS7	05/14/1988	12/04/1988	1AE10
16.1	PMBH CORAL SPRINGS	PMBHFLCSCG0	PEA0321	CCS7-800	07/02/1988	10/30/1988	1AE10
17.0	DEERFIELD BEACH MAIN	DRBHFLMACG0	39533	ADV COMP	07/30/1988	08/28/1988	1AE10
18.1	BOCA RATON MAIN	BCRTFLMACG0	PEA2373	TOUCHSTAR	11/04/1989	08/01/1990	1AE10
2.1	HOLLYWOOD MAIN	HLWDFLMA92C	32713	GEN UPGR	04/02/1988	11/13/1988	1AE10
21.0	DELRAY BEACH MAIN	DLBHFLMA27E	32717	GA	04/02/1988	07/17/1988	1AE10
22.0	DLBH KINGS POINT	DLBHFLKP49E	32598	GA	04/16/1988	07/10/1988	1AE10
23.1	BOYNTON BEACH MAIN	BYBHFLMACG0	32703	GEN CHG	07/02/1988	10/23/1988	1AE10
24.1	WPBH LAKE WORTH	WPBHFLLE58E	32622	GEN CHG	07/16/1988	11/06/1988	1AE10
25.1	WPBH GREENACRES	WPBHFLGA96E	32450	TKS	08/06/1988	11/20/1988	1AE10
27.1	WPBH HAVERHILL	WPBHFLHH68E	32694	GA	05/28/1988	11/27/1988	1AE10
3.1	HLWD WEST HOLLYWOOD	HLWDFLWHCG0	32494	APS-GEN	03/12/1988	08/28/1988	1AE10
30.1	WPBH MAIN ANNEX	WPBHFLANG3E	32583	CCS7	07/02/1988	10/09/1988	1AE10
31.0	WPBH RIVIERA BEACH	WPBHFLK984E	32702	GA	03/12/1988	08/07/1988	1AE10
33.0	JUPITER MAIN	JPTRFLMA74E	32697	GA	03/19/1988	07/24/1988	1AE10
39.1	FORT PIERCE MAIN	FIPRFLMACG0	32726	CCS7	05/07/1988	08/28/1988	1AE10
4.1	HLWD PEMBROKE PINES	HLWDFLPE43C	32724	GEN UPGR	01/23/1988	09/18/1988	1AE10
5.2	FT LAUD MAIN RELIEF	FTLDFLMR46E	32707	GEN	04/23/1988	11/20/1988	1AE10
6.0	FTLD CORAL RIDGE	FTLDFLCR56E	32026	GEN	06/18/1988	12/04/1988	1AE10
7.2	FTLD CYPRESS	FTLDFLCY49E	PEA2209	GEN/TSTAR	07/08/1989	12/17/1989	1AE10
8.0	FTLD PLANTATION	FTLDFLPLCG0	32715	GEN	01/30/1988	10/23/1988	1AE10
9.1	FTLD JACARANDA	FTLDFLJA47E	PEA0540	GEN	08/13/1988	12/25/1988	1AE10

D and F Chart  
Initial Generic change to 1AE11

rundate: 01/20/92  
source: LSDF  
PROGRAM: GENCHG2

CH #	Building	Entity	Project	Descr	SHIP	GEN_LOAD	GENERIC
1.0	HLWD HALLANDALE	HLWDFLHA45E	PEA3369	TRK	07/27/1991	08/23/1991	1AE11
12.0	FTLD SUNRISE	FTLDFLSU74E	PEA4484	GEN	02/09/1991	10/15/1991	1AE11
13.1	PMBH FEDERAL	PMBHFLFEC60	PEA2794	TKS	02/16/1991	05/11/1991	1AE11
14.1	PMBH MARGATE	PMBHFLMA97E	PEA4274	GEN	07/06/1991	10/20/1991	1AE11
17.0	DEERFIELD BEACH MAIN	DRBHFLMAC60	PEA2553	GENERIC	06/23/1990	03/07/1991	1AE11
18.1	BOCA RATON MAIN	BCRTFLMAC60	PEA5550	GENERIC	03/02/1991	03/30/1991	1AE11
2.1	HOLLYWOOD MAIN	HLWDFLMA92C	PEA3378	GEN	05/25/1991	07/19/1991	1AE11
21.0	DELRAY BEACH MAIN	DLBHFLMA27E	PEA2873	TKS	03/02/1991	04/12/1991	1AE11
22.0	DLBH KINGS POINT	DLBHFLKP49E	PEA3734	GEN	03/06/1991	04/26/1991	1AE11
23.1	BOYNTON BEACH MAIN	BYBHFLMAC60	PEA3870	GENERIC	01/26/1991	03/22/1991	1AE11
24.1	WPBH LAKE WORTH	WPBHFLLES8E	PEA2872	GA	07/07/1990	02/01/1991	1AE11
25.1	WPBH GREENACRES	WPBHFLGA96E	PEA2863	GA	03/23/1991	05/03/1991	1AE11
27.1	WPBH HAVERHILL	WPBHFLHH68E	PEA3869	GEN	10/20/1990	03/02/1991	1AE11
3.1	HLWD WEST HOLLYWOOD	HLWDFLWHC60	PEA0365	GA	06/23/1990	01/25/1991	1AE11
30.1	WPBH MAIN ANNEX	WPBHFLAN83E	PEA4638	GEN	09/22/1990	12/01/1990	1AE11
31.0	WPBH RIVIERA BEACH	WPBHFLRB84E	PEA1038	GA	04/13/1991	09/30/1991	1AE11
33.0	JUPITER MAIN	JPTRFLMA74E	PEA0342	GA	02/24/1990	01/27/1991	1AE11
39.1	FORT PIERCE MAIN	FTRFLMAC60	PEA2304	GA	06/16/1990	02/05/1991	1AE11
4.1	HLWD PEMBROKE PINES	HLWDFLPE43C	PEA0362	GA	04/28/1990	01/19/1991	1AE11
6.0	FTLD CORAL RIDGE	FTLDFLCR56E	PEA1634	GEN	01/26/1991	03/22/1991	1AE11
7.2	FTLD CYPRESS	FTLDFLCY49E	PEA2949	GENERIC	03/02/1991	04/02/1991	1AE11
8.0	FTLD PLANTATION	FTLDFLPLC60	PEA2858	GEN	03/03/1990	02/08/1991	1AE11
9.1	FTLD JACARANDA	FTLDFLJA47E	PEA3263	GA	04/06/1991	08/03/1991	1AE11

D and F Chart  
Initial Generic change to 2BE4

rundate: 01/20/92  
source: LSDF  
PROGRAM: GENCHG2

CH #	Building	Entity	Project	Descr	SHIP	GEN_LOAD	GENERIC
37.1	HUTCHINSON IS. MAIN	HTISFLMA22E	32704	GA	02/08/1986	03/15/1986	2BE4
40.1	VRBH BEACHLAND	VRBHFLBE23E	32008	GEN CHG	05/17/1986	07/27/1986	2BE4
42.1	SEBASTIAN MAIN	SBSTFLMA59E	32577	GEN CHG	05/17/1986	07/20/1986	2BE4

D and F Chart  
Initial Generic change to 2BE4.06

rundate: 01/20/92  
source: LSDF  
PROGRAM: GENCHG2

CH #	Building	Entity	Project	Descr	SHIP	GEN_LOAD	GENERIC
37.1	HUTCHINSON IS. MAIN	HTISFLMA22E	PEA1711	GA	03/02/1991	07/07/1991	2BE4.06
40.1	VRBH BEACHLAND	VRBHFLBE23E	PEA5574	GEN	03/05/1991	05/12/1991	2BE4.06
42.1	SEBASTIAN MAIN	SBSTFLMA58E	PEA5365	TKS	03/15/1991	05/12/1991	2BE4.06



D and F Chart  
Initial Generic change to 5E6

run date: 01/20/92  
source: LSDF  
PROGRAM: GENCHG2

CH #	Building	Entity	Project	Descr	SHIP	GEN_LOAD	GENERIC
10.0	FTLD WESTON	FTLDLWNSO	PEA2192	GEN	06/16/1990	08/25/1991	5E6
11.0	FTLD DAKLAND	FTLDLWNSO	PEA2904	GEN	06/09/1990	07/28/1991	5E6
14.3	NORTH POWERLINE	PMBHFLNPRSO	PEA2859	GEN CHG	06/09/1990	11/04/1990	5E6.1
15.0	PMBH TAMARAC	PMBHFLTADSQ	PEA2774	GEN CHG	03/31/1990	11/04/1990	5E6.1
16.2	PMBH CORAL SPRINGS	PMBHFLCSDSO	PEA4340	REPL	11/17/1990	09/14/1991	5E6.1
20.0	BCRT SANDALFOOT	BCRTFLSADSO	PEA1738	GEN	04/07/1990	10/28/1990	5E6
27.2	WPSH HAVERHILL	WPSHFLHDSO	PEA1760	REPL	11/17/1990	11/23/1991	5E6
34.0	HOBE SOUND MAIN	HBSDFLMADSO	PEA2729	TKS	02/16/1991	06/23/1991	5E6
35.0	STUART MAIN	STRFLMADSO	PEA2730	TRK	02/19/1991	08/25/1991	5E6
36.0	PTSL SOUTH PTSL	PTSLFLSOCGO	PEA2324	GA	05/11/1991	09/22/1991	5E6
38.0	FORT ST. LUCIE MAIN	PTSLFLMADSO	PEA1739	GA	03/23/1991	10/06/1991	5E6
41.0	VERO BEACH MAIN	VRBHFLMADSO	PEA3012	GA	02/09/1991	08/18/1991	5E6
43.0	SBST FELLSMERE	SBSTFLFERSO	PEA2732	GNERIC	02/09/1991	09/01/1991	5E6
44.0	BAREFOOT BAY	MICCFLLBDSO	PEA2870	GENERIC	01/19/1991	05/05/1991	5E6
5.3	FTLD AIRPORT	FTLDLAPRSO	PEA3617	GEN CHG	07/14/1990	10/28/1990	5E6

D and F Chart  
Initial Generic change to SE7

rundate: 01/20/92  
source: LSDF  
PROGRAM: GENCHG2

CH #	Building	Entity	Project	Descr	SHIP	GEN_LOAD	GENERIC
10.0	FTLD WESTON	FTLDLUNDSO	PEA4282	GEN	09/07/1991	01/26/1992	SE7
11.0	FTLD OAKLAND	FTLDLADSO	PEA2905	GA	01/18/1992	02/16/1992	SE7
12.2	FTLD SUNRISE	FTLDLSUK21	PEA5887	MISC	08/24/1991	10/13/1991	SE7
14.3	NORTH POWERLINE	PMBHFLNPRSO	PEA4270	GEN	09/21/1991	02/02/1992	SE7.1
15.0	PMBH TAMARAC	PMBHFLTADSO	PEA4466	TKS	09/21/1991	02/02/1992	SE7.1
16.2	PMEH CORAL SPRINGS	PMBHFLCSOSO	PEA7047	GEN	10/31/1992	12/12/1992	SE7
20.0	BCRT SANDALFOOT	BCRTFLSADSO	PEA2847	GEN	06/20/1992	10/25/1992	SE7
27.2	WPBH HAVERHILL	WPBHFLHNDISO	PEA6760	GEN	10/31/1992	12/12/1992	SE7
34.0	HOBE SOUND MAIN	H9SDFLMADSO	PEA4265	GA	06/06/1992	09/18/1992	SE7
35.0	STUART MAIN	STRFLMADSO	PEA4283	GA	06/06/1992	10/02/1992	SE7
36.0	PTSL SOUTH PTSL	PTSLFLSOCBO	PEA7053	GENERIC	08/22/1992	11/15/1992	SE7
38.0	PORT ST. LUCIE MAIN	PTSLFLMADSO	PEA5948	GEN	03/14/1992	06/12/1992	SE7
4.2	HLWD PEMBROKE PINES	HLWOFLEDSO	PEA5513	REPL	01/04/1992	10/03/1992	SE7
41.0	VERO BEACH MAIN	VRBHFLMADSO	PEA5981	GEN	05/16/1992	09/11/1992	SE7
44.0	BAREFOOT BAY	MICCFLEBDSO	PEA4245	GENERIC	03/21/1992	05/22/1992	SE7
5.3	FTLD AIRPORT	FTLDLAPRSO	PEA4308	GEN	11/02/1991	02/16/1992	SE7

D and F Chart  
Initial Generic change to SE8

rundate: 01/20/92  
source: LSDF  
PROGRAM: GENCHG2

CH #	Building	Entily	Project	Descr	SHIP	GEN_LOAD	GENERIC
10.0	FTLD WESTON	FTLDFLWDSO	PEA5754	GA	04/24/1993	07/04/1993	SE8
13.2	PMBH FEDERAL	PMBHFLFEDSO	PEA6629	REPL	02/03/1996	09/16/1996	SE8
14.2	PMBH MARGATE	PMBHFLMADSO	PEA3150	REPL	03/27/1993	11/21/1993	SE8
16.2	PMBH CORAL SPRINGS	PMBHFLCSBSO	CSD-1	GA	01/03/1997	05/31/1997	SE8
2.2	HOLLYWOOD MAIN	HLWDFLMADSO	PEA4206	REPL	06/05/1993	02/27/1994	SE8
20.0	BCRT SANDALFOOT	BCRTFLSADSO	SAPL-1	GA	07/28/1995	10/12/1995	SE8
4.2	HLWD PEMBROKE PINES	HLWDFLPEDSO	PEA5513	GEN	10/25/1992	11/25/1992	SE8
7.3	FTLD CYPRESS	FTLDFLCYDSO	PEA4199	REPL	01/15/1994	09/11/1994	SE8

D and F Chart  
 Initial Generic change to 5E9

rundate: 01/20/92  
 source: LSDF  
 PROGRAM: GENCHG2

CH #	Building	Entity	Project	Descr	SHIP	GEN_LOAD	GENERIC
10.0	FTLD WESTON	FTLDLWUNDSO	WN-2	GA	12/05/1994	02/14/1995	5E9
11.0	FTLD OAKLAND	FTLDLLOADSO	PEA5769	GA	11/13/1993	02/13/1994	5E9
12.1	FTLD SUNRISE	FTLDLFSUOSO	SUDSO-1	REPL	03/14/1996	10/31/1996	5E9
15.0	PMBH TAMARAC	PMBHFLTADSO	PEA4273	GA	09/18/1993	01/16/1994	5E9
20.0	BCRT SANDALFOOT	BCRTFLSADSO	PEA5952	GA	12/19/1993	03/27/1994	5E9
25.2	WPBH GREENACRES	WPBHFLGADSO	PEA4306	REPL	02/06/1993	11/07/1993	5E9
34.0	HOBE SOUND MAIN	HBSDFLMADSO	PEA5949	GA	11/14/1993	02/07/1994	5E9
36.0	PTSL SOUTH PTSL	PTSLFLSOCGO	PEA5946	GA	10/23/1993	12/24/1993	5E9
4.2	HLWD PEKBROKE PINES	HLWDFLPEDSO	PEA6562	GA	04/09/1994	08/28/1994	5E9
41.0	VERO BEACH MAIN	VRBHFLMADSO	PEA1994	GENERIC	05/16/1994	09/27/1994	5E9
6.1	FTLD CORAL RIDGE	FTLDFLCRDSO	CRDSO-1	REPL	01/14/1997	09/16/1997	5E9
7.3	FTLD CYPRESS	FTLDFLCYDSO	PEA0065	GA	04/06/1996	08/25/1996	5E9
8.1	FTLD PLANTATION	FTLDFLPLDJO	PLDJO-1	REPL	01/12/1996	08/30/1996	5E9
9.2	FTLD JACARANDA	FTLDLFLJADSO	PEA4201	REPL	08/28/1993	03/27/1994	5E9

D and F Chart  
Initial Generic change to BCS-29

rundate: 01/20/92  
source: LSDF  
PROGRAM: GENCHG2

CH #	Building	Entity	Project	Descr	SHIP	GEN_LOAD	GENERIC
28.0	BELLE GLADE MAIN	BLGLFLMADSO	PEA2417	GA	02/24/1990	05/20/1990	BCS-29
29.0	PAHOKEE MAIN	PAHKFLMARSO	PEA3832	MISC	02/17/1990	05/20/1990	BCS-29
98	WPGH HAVERHILL	WPBHFLHH2IU	PEA4402	REPL	04/30/1990	07/25/1990	BCS-29.5

D and F Chart  
Initial Generic change to BCS-30

rundate: 01/20/92  
source: LSDF  
PROGRAM: GENCHG2

CH #	Building	Entity	Project	Descr	SHIP	GEN_LOAD	GENERIC
19.1	BCRT BOCA TEECA	BCRTFLBTDSO	PEA1030	GA	12/15/1989	04/06/1990	BCS-30
26.0	WPBH ROYAL PALM BCH	WPBHFLRPDSO	PEA1682	GA	04/13/1990	08/10/1990	BCS-30
30.2	WPBH MAIN ANNEX	WPBHFLANRSO	PEA1761	GA	01/12/1991	03/17/1991	BCS-30
32.0	WPEH GARDENS	WPEHFLGRDSO	PEA2177	GA	04/13/1990	10/27/1990	BCS-30
32.1	WPBH GARDENS	WPBHFLGR02T	PEA3385	LPP	07/06/1990	10/05/1990	BCS-30
32.3	WPBH GARDENS	WPBHFLGR03T	PEA1143	GA	03/16/1990	06/15/1990	BCS-30
5.4	FT LAUD MAIN RELIEF	FTLDFLMR05O	PEA0874	REPL	01/05/1990	08/11/1990	BCS-30
9.3	FTLD SAWGRASS	FTLDFLSGDSO	PEA3165	GEN UPGR	03/23/1990	08/19/1990	BCS-30

D and F Chart  
Initial Generic change to BCS-31

rundate: 01/20/92  
source: LSHF  
PROGRAM: GENCHG2

CH #	Building	Entity	Project	Descr	SHIP	GEN_LOAD	GENERIC
19.1	BCRT BOCA TEECA	BCRTFLBTDSO	PEA1030	GA	12/15/1989	08/24/1990	BCS-31
26.0	WPBH ROYAL PALM BCH	WPBHFLRPDSO	PEA4307	GA	02/05/1991	08/04/1991	BCS-31
28.0	BELLE GLADE MAIN	BLGLFLMADS0	PEA2418	GENERIC	07/19/1991	05/03/1991	SCS-31
32.0	WPBH GARDENS	WPBHFLGRDSO	PEA1039	TKS	04/26/1991	05/01/1991	BCS-31
32.1	WPBH GARDENS	WPBHFLGR02T	PEA2865	TRUNKS	01/11/1991	01/29/1991	BCS-31
32.3	WPBH GARDENS	WPBHFLGR03T	PEA2889	TRUNKS	01/11/1991	01/04/1991	BCS-31
5.4	FT LAUD MAIN RELIEF	FTLDFLMRDSO	PEA4774	GEN	01/18/1991	03/15/1991	BCS-31
9.3	FTLD SAWGRASS	FTLDFLSGDSO	PEA3262	GEN	08/17/1990	02/24/1991	BCS-31

D and F Chart  
Initial Generic change to BCS-32

rundate: 01/20/92  
source: LSDF  
PROGRAM: GENCHG2

CH #	Building	Entity	Project	Descr	SHIP	GEN_LOAD	GENERIC
19.1	BCRT SOCA TEECA	BCRTFLBTDSO	PEA4257	GA	05/03/1991	10/25/1991	BCS-32
29.0	PAHOKEE MAIN	PAHKFLMARSO	C1990	CARDS	10/01/1990	10/14/1990	BCS-32
5.4	FT LAUD MAIN RELIEF	FTLDFLMRDSO	PEA3534	REPL	01/18/1991	11/02/1991	BCS-32
98	WPBH HAVERHILL	WPBHFLHN21W	PEA5165	GENERIC	04/19/1991	09/06/1991	BCS-32
99	WPBH GARDENS	WPBHFLGR21W	PEA3645	GENERIC	04/19/1991	07/12/1991	BCS-32



D and F Chart  
Initial Generic change to BCS-33

rundate: 01/20/92  
source: LSDF  
PROGRAM: GENCHG2

CH #	Building	Entity	Project	Descr	SHIP	GEN_LOAD	GENERIC
19.1	BCRT BOCA TEEGA	BCRTFLB1DSO	PEA2374	TKS	03/06/1992	03/13/1992	BCS-33
26.0	WPBH ROYAL PALM BCH	WPBHFLRPDSO	PEA2729	TKS	01/24/1992	06/05/1992	BCS-33
28.0	BELLE GLADE MAIN	BLGLFLMADS0	PEA6342	GA	01/16/1992	01/23/1992	BCS-33
32.0	WPBH GARDENS	WPBHFLGRDSO	PEA4330	GA	01/10/1992	01/16/1992	BCS-33
32.1	WPBH GARDENS	WPBHFLGR02T	PEA0890	GROWTH	01/10/1992	01/30/1992	BCS-33
32.3	WPBH GARDENS	WPBHFLGR03T	PEA2724	TKS	01/10/1992	01/28/1992	BCS-33
9.3	FTLD SAWGRASS	FTLOFLSGDSO	PEA4255	GA	01/06/1992	06/12/1992	BCS-33

D and F Chart  
Initial Generic change to BCS-34

rundate: 01/20/92  
source: LSDF  
PROGRAM: GENCHG2

CH #	Building	Entity	Project	Descr	SHIP	GEN_LOAD	GENERIC
32.1	WPBH GARDENS	WPBHFLGR02T	PEA6501	GROWTH	07/03/1992	08/21/1992	BCS-34
32.3	WPBH GARDENS	WPBHFLGR03T	PEA6500	GENERIC	06/05/1992	08/14/1992	BCS-34
5.4	FT LAUD MAIN RELIEF	FTLDLFMRD50	PEA6563	GENERIC	07/31/1992	09/13/1992	BCS-34
98	WPBH HAVERHILL	WPBHFLHH21W	PEA6222	GROWTH	05/22/1992	07/30/1992	BCS-34
99	WPBH GARDENS	WPBHFLGR21W	PEA5969	GR	02/07/1992	04/10/1992	BCS-34

D and F Chart

Initial Generic change to BCS-35

run date: 01/20/92

source: LSDF

PROGRAM: GENCHG2

CH #	Building	Entity	Project	Descr	SHIP	GEN_LOAD	GENERIC
19.1	BCRT 90CA TEECA	BCRTFL9TDSO	PEA5734	DISP	05/28/1993	08/26/1993	BCS-35
28.0	BELLE GLADE MAIN	BLGLFLMADSO	PEA5818	GA	04/30/1993	07/02/1993	BCS-35
29.0	PAHOKEE MAIN	PAHKFLMARSO	PEA5816	GA	10/07/1993	12/10/1993	BCS-35
32.0	WPBH GARDENS	WPBHFLGRDSO	PEA3957	GA	08/20/1993	12/10/1993	BCS-35
32.1	WPBH GARDENS	WPBHFLGR02T	PEA5735	GA	01/09/1993	05/08/1993	BCS-35
32.3	WPBH GARDENS	WPBHFLGR03T	PEA4869	GENERIC	01/09/1993	03/05/1993	BCS-35

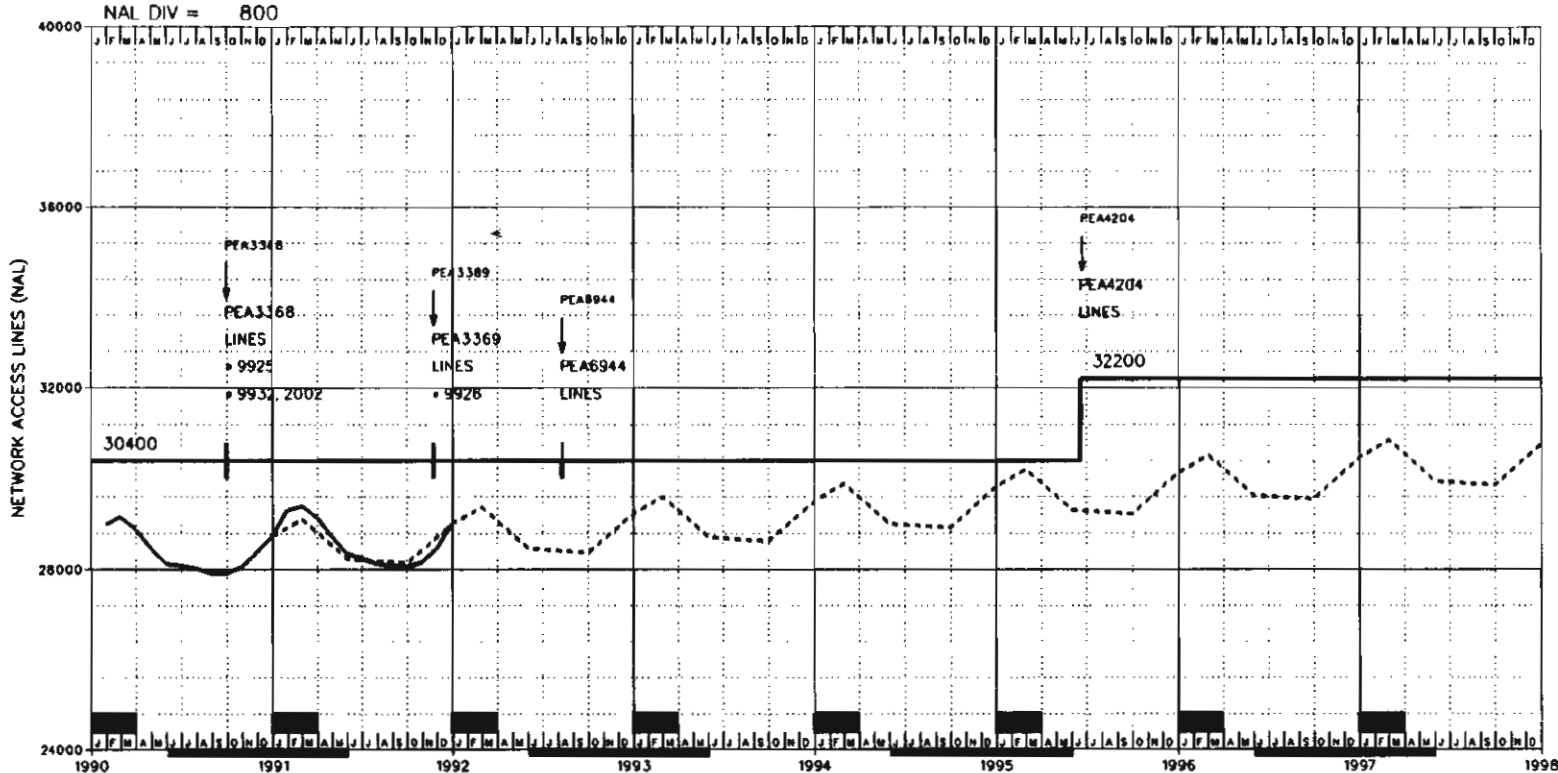
D and F Chart  
 Supplemental Report MNX'S

rundate: 01/21/92  
 source: LSDF  
 program: NXXLIST

Building	Entity	acpt	cut	ch#	RPA
BAREFOOT BAY 663 664	BTCCFLRBSO	SES	in servc	44.0	407
BERT BOCA TEECA 241 378 443 457 982 989S 994 997 998	BCRTFLETDSC	D100	in servc	19.1	407
BERT BOCA TEECA 955F	BCRTFLBTRS1	RLU	in servc	19.2	407
BERT SANDALFOOT 451 477F 479 482 483 487 488 552	BCRTFLSADSO	SES	in servc	20.0	407
BELLE GLADE MAIN 992 996	BLGLFLMADSO	D100	in servc	28.0	407
BOCA RATON MAIN 338 362 367 368 391 392 393 394 395 750	BCRTFLMACSO	1AES	in servc	18.1	407
BOCA RATON MAIN 338F 347 367F 368F 391F 392F 393F 394F 395F	BCRTFLMADSO	EWSO	in servc	18.2	407
BOYNTON BEACH MAIN 364 369 731 732 734 735 736 737 738	BYBHFLMACSO	1AES	in servc	23.1	407
BOYNTON BEACH MAIN 364F 369F 731F 732F 734F 735F 736F 737F 738F	BYBHFLMADSO	DGTL	09/11/94	23.2	407
DEERFIELD BEACH MAIN 360 421 422 425 426 427 428 429 480 481 570 695 698	DRBHFLMACSO	1AES	in servc	17.0	305
DEERFIELD BEACH MAIN 360F 421F 422F 425F 426F 427F 428F 429F 480F 481F 570F 695F 698F	DRBHFLMADSO	DGTL	11/19/95	17.1	305
DELRAY BEACH MAIN 243 265 271S 272 274 276 278 279F 280S	DLBHFLMA27E	1AES	in servc	21.0	407
DELRAY BEACH MAIN 495 496 498 499 637	DLBHFLKF49E	1AES	in servc	22.0	407
FORT PIERCE MAIN 250X 460 461 464 465 466 467 468 489 595	FTFRFLMACSO	1AES	in servc	39.1	407
FORT PIERCE MAIN 250F 460F 461F 464F 465F 466F 467F 468F 489F 595F	FTFRFLMADSO	DGTL	11/20/94	39.2	407
FT LAUD MAIN RELIEF 355S 356S 357S 462 463 467 468S 521S 522 523 524 525 527 528S 6 655S	FTLDFLMRBSO	D100	in servc	5.4	305
FTLD AIRPORT 359	FTLDFLAPRSO	5RSM	in servc	5.3	305
FTLD CORAL RIDGE 249F 390F 396F 398F 537F 561F 562F 563F 564F 565F 566F 568F 849 980F	FTLDFLCRBSO	DGTL	09/16/97	6.1	305
FTLD CORAL RIDGE 249X 390 396 398X 537 561 562X 563 564 565 566 568 849X 980	FTLDFLCR56E	1AES	in servc	6.0	305
FTLD CYPRESS 351F 490S 491F 492F 493F 771F 772F 776F 928F 938F 992X	FTLDFLCYBSO	SES	09/11/94	7.3	305
FTLD CYPRESS 351 490S 491 492 493 771 772 776 928 938 992X	FTLDFLCY49E	1AES	in servc	7.2	305
FTLB JACARANDA 370F 424F 452F 472F 473F 474F 475F 476F	FTLDLJADSO	SES	03/27/94	9.2	305
FTLD JACARANDA 231X 370 424 452 472 473 474 475 476	FTLDLJA47E	1AES	in servc	9.1	305
FTLD OAKLANE 240F 484 485 486 497 631S 730 731 733 735 739 777F 875S 877S 87 879S	FTLDLLOADSO	SES	in servc	11.0	305
FTLD PLANTATION 321 581 583 584 587 791 792 797	FILEFLPLCSO	1AES	in servc	8.0	305

Building	Entity	sept	cut	ch#	NPA
FTLD PLANTATION 321F 591F 593F 594F 597F 791F 792F 797F	FTLDLPLE50	DGTL	08/30/96	8.1	305
FTLD SAWGRASS .845 846	FTLDLSE550	L100	in servc	9.3	305
FTLD SUNRISE 572F 741F 742F 746F 748F 749F	FTLDLSD50	DGTL	10/31/96	12.1	305
FTLD SUNRISE 572 741 742 746 748 749	FTLDLSD74E	1AES	in servc	12.0	305
FTLD WESTON 384 389	FTLDLWWD50	5ES	in servc	10.0	305
HLWD HALLANEALE 454 455 456 457 458	HLWDFLHA45E	1AES	in servc	1.0	305
HLWD PEMBROKE FINES 431F 432F 433F 434F 435F 436F 437F 580F	HLWDFLPE50	5ES	01/04/93	4.2	305
HLWD PEMBROKE FINES 431 432 433 434 435 436 437 438F 680	HLWDFLPE43C	1AES	in servc	4.1	305
HLWD WEST HOLLYWOOD 440X 961 962 963 964 966 967 981 983 985 987 989	HLWDFLWHD50	1AES	in servc	3.1	305
HLWD WEST HOLLYWOOD 440X 961F 962F 963F 964F 966F 981F 983F 985F 987F 989F	HLWDFLWHD50	5ES	08/27/95	3.2	305
HOBE SOUND MAIN 545 546	HBSDFLMA50	5ES	in servc	34.0	407
HOLLYWOOD MAIN 920F 921F 922F 923F 925F 926F 927F 929F	HLWDFLMA50	5ES	02/27/94	2.2	305
HOLLYWOOD MAIN 920 921 922 923 925 926 927 929	HLWDFLMA92C	1AES	in servc	2.1	305
HUTCHINSON IS. MAIN 225F 229F 334	HTISFLMA50	DGTL	04/02/95	37.2	407
HUTCHINSON IS. MAIN 225 229 334	HTISFLMA22E	2BES	in servc	37.1	407
JUPITER MAIN 575F 743F 744F 746F 747F	JPTRFLMA50	DGTL	11/15/94	33.2	407
JUPITER MAIN 575 743 744 746 747	JPTRFLMA74E	1AES	in servc	33.0	407
NORTH POWERLINE 960	PNEHFLNPR50	5RSM	in servc	14.3	305
PAHOKEE MAIN 924	PAHKFLMAR50	RSC	in servc	29.0	407
PNEH CORAL SPRINGS 341 344 345 346 752 753 755	PNEHFLCS50	5ES	in servc	16.2	305
PNEH FEDERAL 440X 781 782 783 784 785 786 941 942 943 946	PNEHFLFEC50	1AES	in servc	13.1	305
PNEH FEDERAL 440X 781F 782F 783F 785F 786F 941F 942F 943F 946F	PNEHFLFED50	DGTL	09/16/96	13.2	305
PNEH MARGATE 968F 969F 970F 971F 972F 973F 974F 975F 977F 978F 979F	PNEHFLMA50	5ES	11/21/93	14.2	305
PNEH MARGATE 968 969F 970 971 972 973 974 975 977 978 979	PNEHFLMA97E	1AES	in servc	14.1	305
TAMARAC 720 721 722 723 724 726	PNEHFLTAD50	5ES	in servc	15.0	305

Building	Entity	espt	cut	ch#	NPA
PORT ST. LUCIE MAIN 336 340 871 878 879	PTSLFLMADSO	5ES	in servc	38.0	407
PTSL SOUTH FTSL 335 337 398	PTSLFLS0060	5ES	in servc	36.0	407
SBST FELLSMERE 571	SBSTFLFERSO	5RSH	in servc	48.0	407
SEBASTIAN MAIN 388 589	SESTFLMADSO	DGTL	04/04/93	42.2	407
SEBASTIAN MAIN 388 589	SESTFLMADSE	2BES	in servc	42.1	407
SIEMENS TOWER "A" 955	ECRTFLB5RSO	RLU	in servc	19.3	407
STUART MAIN 220 221 223 293 294 295 296 297 298 590 592	STRFLMADSO	5ES	in servc	35.0	407
VERO BEACH MAIN 270 562 563 567 569 770 778	VRBHFLMADSO	5ES	in servc	41.0	407
VRBH BEACHLAND 231F 234F	VRBHFLBEDSO	DGTL	03/20/94	40.2	407
VRBH BEACHLAND 231 234	VRBHFLBEE2SE	2BES	in servc	40.1	407
WPBH GARDENS 622 624 625 626 627 694 775 796S	WPEHFLGRD50	D100	in servc	32.0	407
WPBH GREENACRES 433F 439F 641F 642F 964F 965F 966F 967F 968F 969F	WPEHFLGADSO	5ES	11/07/93	25.2	407
WPBH GREENACRES 433 434 439 641 642 964 965 966 967 968 969	WPEHFLGA76E	1AES	in servc	25.1	407
WPBH HAVERHILL 329S 558X 385S 471 478 640 683 684 685 686 687 688 689 697	WPEHFLHH5SO	5ES	in servc	27.2	407
WPBH HAVERHILL 233	WPEHFLHHR50	RSC	in servc	27.3	407
WPBH LAKE WORTH 533F 540F 547F 550F 580F 582F 585F 586F 588F	WPEHFLLED50	DGTL	10/18/98	24.2	407
WPBH LAKE WORTH 533 540S 547 550S 580S 582 585 586 588	WPEHFLLE58E	1AES	in servc	24.1	407
WPBH MAIN ANNEX 387F 650F 655F 659F 820F 832F 833F 835F 837F 838F 936F	WPEHFLAND50	DGTL	08/28/95	30.3	407
WPBH MAIN ANNEX 355	WPEHFLANR50	RSC	in servc	30.2	407
WPBH MAIN ANNEX 387 650S 655 659 820 832 833 835 837 838 936X	WPEHFLAN83E	1AES	in servc	30.1	407
WPBH RIVIERA BEACH 840F 842F 844F 845F 848F 863F 864F 881F 882F	WPEHFLR5D50	DGTL	11/15/96	31.2	407
WPBH RIVIERA BEACH 840 842 844 845 848 863 864F 881 882F	WPEHFLR884E	1AES	in servc	31.0	407
WPBH ROYAL PALM BCH 554S 790 791 793 795 798 854S	WPEHFLRFD50	D100	in servc	26.0	407



NOTES:  
 2002 RACF  
 9925 VMS  
 9926 CCS ACCESS CAPABILITY  
 9932 100% AMA RECORDING

REASON FOR REISSUE:  
 2940 120 NE 12TH AVENUE  
 HALLANDALE

DATE OF ISSUE: 01/14/92  
 EXCHANGE: HOLLYWOOD  
 DATABASE: LIVE  
 EO TYPE: IAES  
 NXX:  
 454 455 456 457 458

BUILDING: HLWDFLHA STATE: FL  
 LATA: SOET/460  
 COMPANY: SBEL AREA: SBFX  
 DIVISION: SOUT DISTRICT: SOBR  
 EXHAUST: \*\*/\*\*  
 CONTACT: RJBOLTZ  
 NUMBER JWCORDES  
 EO ENGINEER

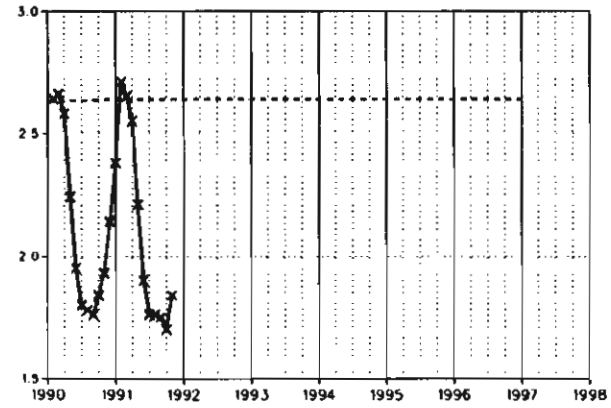
E. A. DATE 12/31/84  
 DIR CLOSE 12/16/91  
 DIR DELIVER 03/25/92  
 NAL FCST 06/15/91  
 CCS FCST 08/15/91  
 ENTITY CUT 10/16/77  
 ENTITY TERM 01/01/99  
 LATEST NAL 29008  
 SWITCH HOST

ENTITY: CHART:  
 HLWDFLHA45E 1.0

YEAR	1990	1991	1992	1993	1994	1995	1996	1997	1998
NAL	28773 (A)	28738 (A)	29002 (F)	29227 (F)	29502 (F)	29822 (F)	30122 (F)	30472 (F)	30772 (F)
LINES	28773	28738	29002	29227	29502	29822	30122	30472	30772
CCS/NAL	2.63	2.64	2.64	2.64	2.64	2.64	2.64	2.64	
CCS STATUS	A	A							

NAL/LN RATIO		1.00000	1.00000	1.00000	1.00000	1.00000	1.00000	1.00000	1.00000	
SVC.		1990			1991			1992		
DTS	0.07	0000000000	0000000000	0000000000	0000000000	0000000000	0000000000	0000000000	0000000000	
IML	0.04	0000000000	0000000000	0000000000	0000000000	0000000000	0000000000	0000000000	0000000000	
%IFFM										

JOBNUM	RDYSD	REQSD	SHIP
PEA3368	09/30/90	09/30/90	07/07/90
PEA3369	11/24/91	11/24/91	07/27/91
PEA6944	08/09/92	08/09/92	06/13/92
PLA4204	06/18/95	06/22/95	01/28/95
HLWDFLHA 2	06/04/00	06/08/00	01/15/00



REPORT: PARTB

PAGE: 1 OF 1

BUILDING: HLWO HALLANDALE

ENT CUT: 10/16/77

ENTITY: HLWDFLHA4SE

ENT TERM: 01/01/99

LSOF SYSTEM  
GRAPHIC PART B VERSION 1.00  
OATBASE: LIVE

DATE: 01/14/92

TIME: 19:01:07

CHART NO.: 1.0

EO TYPE: IAES

JOB/ADJ/AT	PEA3368	PEA3369	PEA6944	PEA4204	HLWOHA-2
EVENT-NUM	EVT1	EVT1	EVT1	EVT1	EVT1
EVENT-DATE	09/30/90	11/24/91	08/09/92	06/18/95	06/04/00
ROYSO/TOATE	09/30/90	11/24/91	08/09/92	06/18/95	06/04/00
REOSD	09/30/90	11/24/91	08/09/92	06/22/95	06/08/00
CAP EXH.	**/**/**	**/**/**	**/**/**	**/**/**	**/**/**
SHIP DATE	07/07/90	07/27/91	06/13/92	01/28/95	01/15/00
JOB DESC.	TRK	TRK	FEATURES	GA	GA
NAL TRANS					
TRANS ENT					
LSEI	SCTMF	SCTMF	SCTMF	SCTMF	SCTMF
NAL CAP SE					
TC	4300			2000	2100
LNS				2800	2800
NOS	-2100	8500		1800	1800
ML				-1000	1800
CNTRX CAP		-1900		1800	1800
INST. NOS		10000		1900	2000
UAV ASSGN	-60	1100	2500	2000	2000
%FNOS	85.00	85.00	85.00	50000	50000
INST. LNS				3600	4800
UAV ASSGN				1200	4800
%TOTAL FILL	89.40	89.40	89.40	85.00	85.00
LNCAP IN LNS				2048	2048
SIZING DATE	07/25/89	03/06/90	11/01/91	47	47
NDO OUE	09/09/89	09/22/90	12/07/91	36864	38912
TELCO OUE	12/30/89	01/19/91	02/15/92	848	895
TURNOVER	09/30/90	11/24/91	08/09/92	89.40	89.43
GENERIC SVC		08/23/91		1800	1800
GENERIC	1AE10	1AE11	1AE11	32200	32200
CONC RATIO	4:1	4:1	4:1		
ENG LSF					
ENG CCS/NAL	2.64	2.64	2.64		
DESIGN BS					
MRAJ	0.00	0.00	0.00	59.70	0.00
PROCESSOR	-200	-2800	81000	7100	88100
CAP TRUNK	20	120	120	20	140
DGTL TK UNIT	1	1	1	1	1
LLN/LI/SM/NM	9	9	9	9	10
LSR/LTS/*/*	34	34	34	2	36
LSH/*/*L32	0	0	0	0	0
TSC/*/*TSS/NP	28	4	32	4	36
TLN/*/*L64	1024	1024	1024	1024	1024
TOT FRS/SHL	1	2	0	1	4
REUSE FR/SHL	0	2	0	1	4
GROSS ADDNS	100	199	2	260	300
EXT JOB DESC	1DCT/1SMT	1DCT/TLN/1AE	FEATURES	2048LNS-1OCT	2048LNS-1OCT
%CTOIP	7.60	7.60	7.60	7.60	7.60

JOB CAT.

T

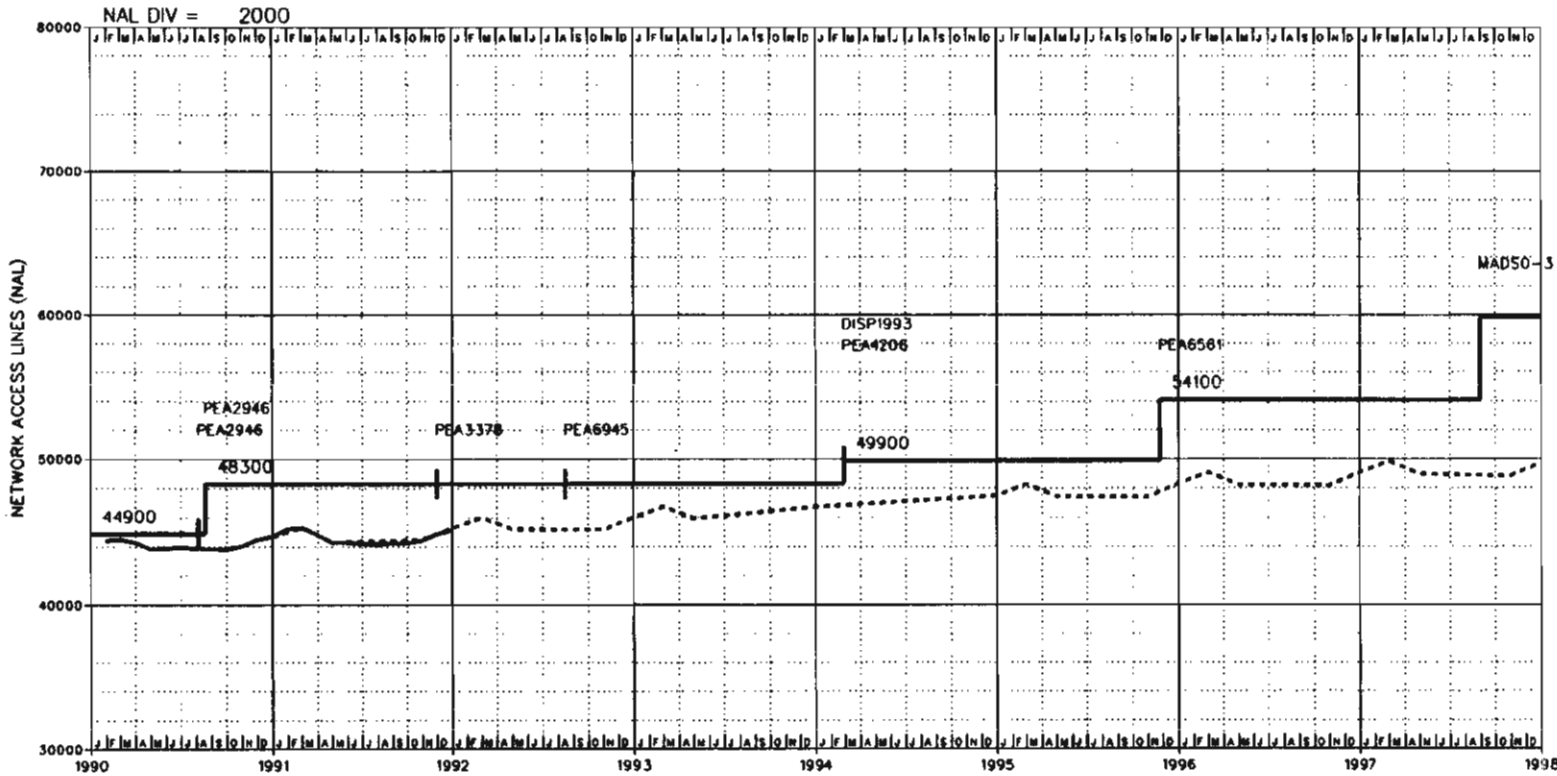
T

M

A

A





NOTES:

REASON FOR REISSUE:

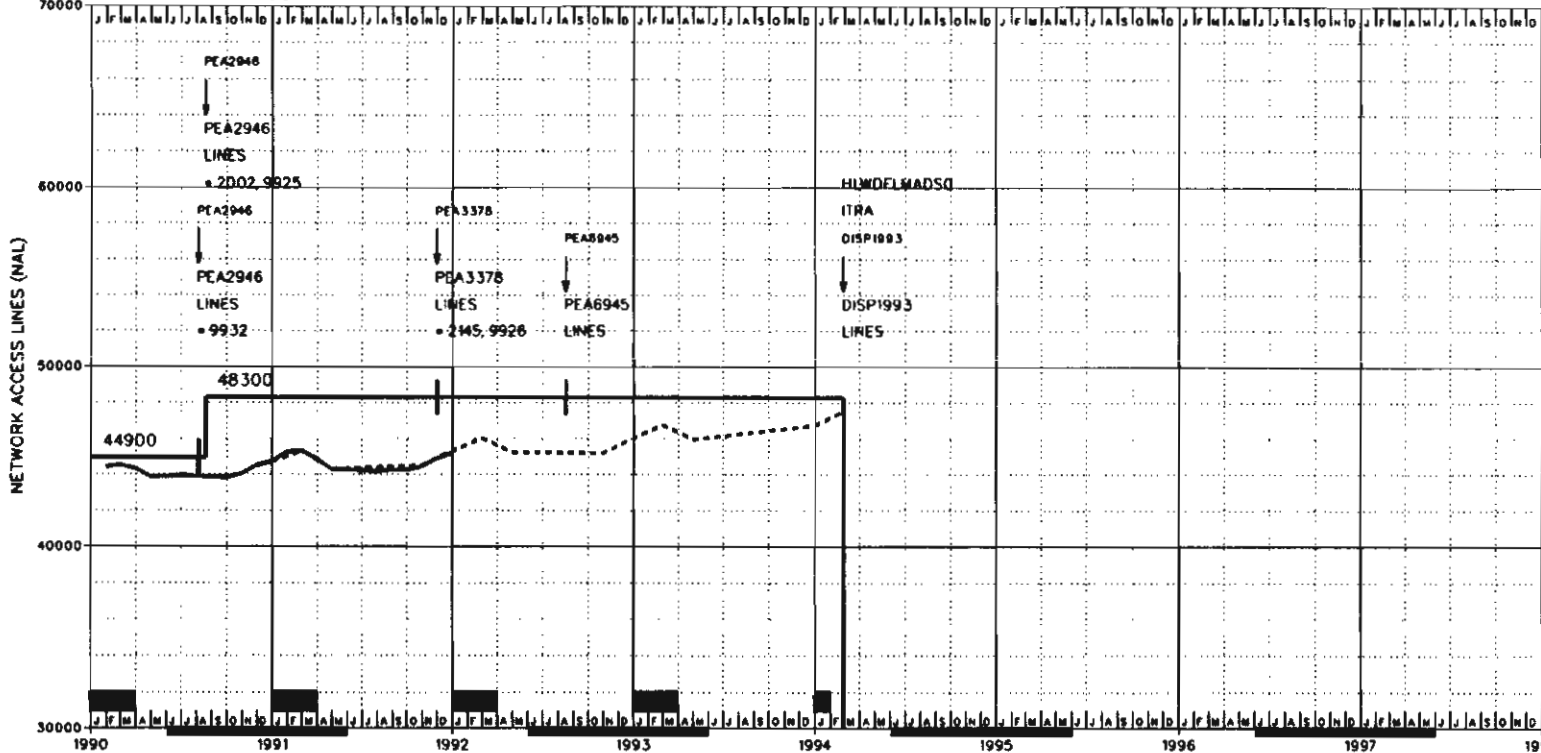
DATE OF ISSUE: 01/14/92  
 EXCHANGE: HOLLYWOOD  
 DATABASE: LIVE

BUILDING: HLWDFLMA STATE: FL  
 LATA: SOE1/460  
 COMPANY: SBEL AREA: SBFX  
 DIVISION: SOUT DISTRICT: SOBR  
 EXHAUST: \*\*/\*\*/\*\*

YEAR	1990		1991		1992		1993		1994		1995		1996		1997	
NAL/GAIN	43881	803	44684	603	45287	725	46012	725	46737	750	47487	800	48287	775	49062	850
NAL/LN RATIO																

BUILDING: HLWDFLMA CHART: 2.0

NAL DIV = 2000



NOTES:  
 2002 RACF  
 2145 JOB TIMING DEP ON CT/DIP  
 REQUIREMENTS  
 9925 VMS  
 9926 CCS ACCESS CAPABILITY  
 9932 100% AMA RECORDING

REASON FOR REISSUE:  
 2941 715 N FEDERAL HWY  
 HOLLYWOOD

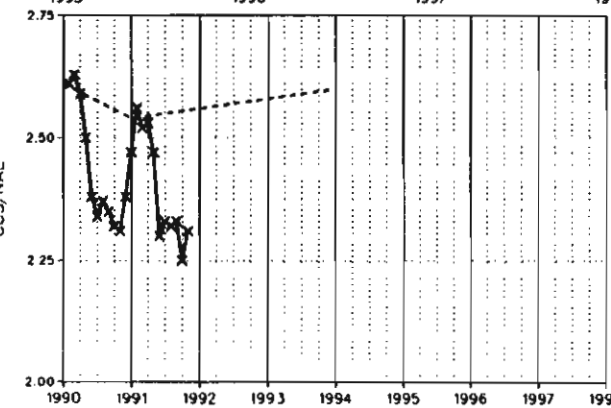
DATE OF ISSUE: 01/14/92  
 EXCHANGE: HOLLYWOOD  
 DATABASE: LIVE  
 EQ TYPE: 1AES  
 NXX:  
 920 921 922 923 925 926  
 927 929

BUILDING: HLWDFLMA STATE: FL  
 LATA: SOET/460  
 COMPANY: SBEL AREA: SBFX  
 DIVISION: SOUT DISTRICT: SOBR  
 EXHAUST: \*\*/\*\*/  
 CONTACT: RJBOLTZ  
 NUMBER: JWCORDES  
 EQ ENGINEER

E. A. DATE 01/14/85  
 DIR CLOSE 12/16/91  
 DIR DELIVER 03/25/92  
 NAL FCST 06/15/91  
 CCS FCST 08/15/91  
 ENTITY CUT 08/16/90  
 ENTITY TERM 02/27/94  
 LATEST NAL 45156  
 SWITCH HOST  
 ENTITY: CHART:

HLWDFLMA92C 2.1

YEAR	1990	1991	1992	1993	1994	1995	1996	1997	1998
NAL	43881 (A)	44684 (A)	45287 (F)	46012 (F)	46737 (F)				
LINES	43881	44684	45287	46012	46737				
CCS/NAL	2.61	2.54	2.56	2.58	2.60				
CCS STATUS	A	A							
NAL/LN RATIO 1.00000 1.00000 1.00000 1.00000 1.00000									
SVC.	1990	1991	1992	JOBNUM RDYSD REQSD SHIP					
DTS	0.08	0.09	0.07	PEA2946 08/05/90 08/05/90 02/24/90					
	0.09	0.09	0.09	PEA2946 08/18/90 08/18/90 02/24/90					
	0.09	0.09	0.09	PEA3378 12/01/91 12/01/91 03/25/91					
	0.09	0.09	0.09	PEA6945 08/16/92 08/16/92 06/20/92					
	0.09	0.09	0.09	DISP1993 02/27/94 02/27/94 01/30/94					
IML	0.18	0.21	0.21						
	0.08	0.08	0.08						
	0.08	0.08	0.08						
%IFFM									



REPORT: PARTB  
 PAGE: 1 OF 1  
 BUILDING: HOLLYWOOD MAIN  
 ENT CUT: 08/16/70

ENTITY: HLWDFLMA92C  
 ENT TERM: 02/27/94

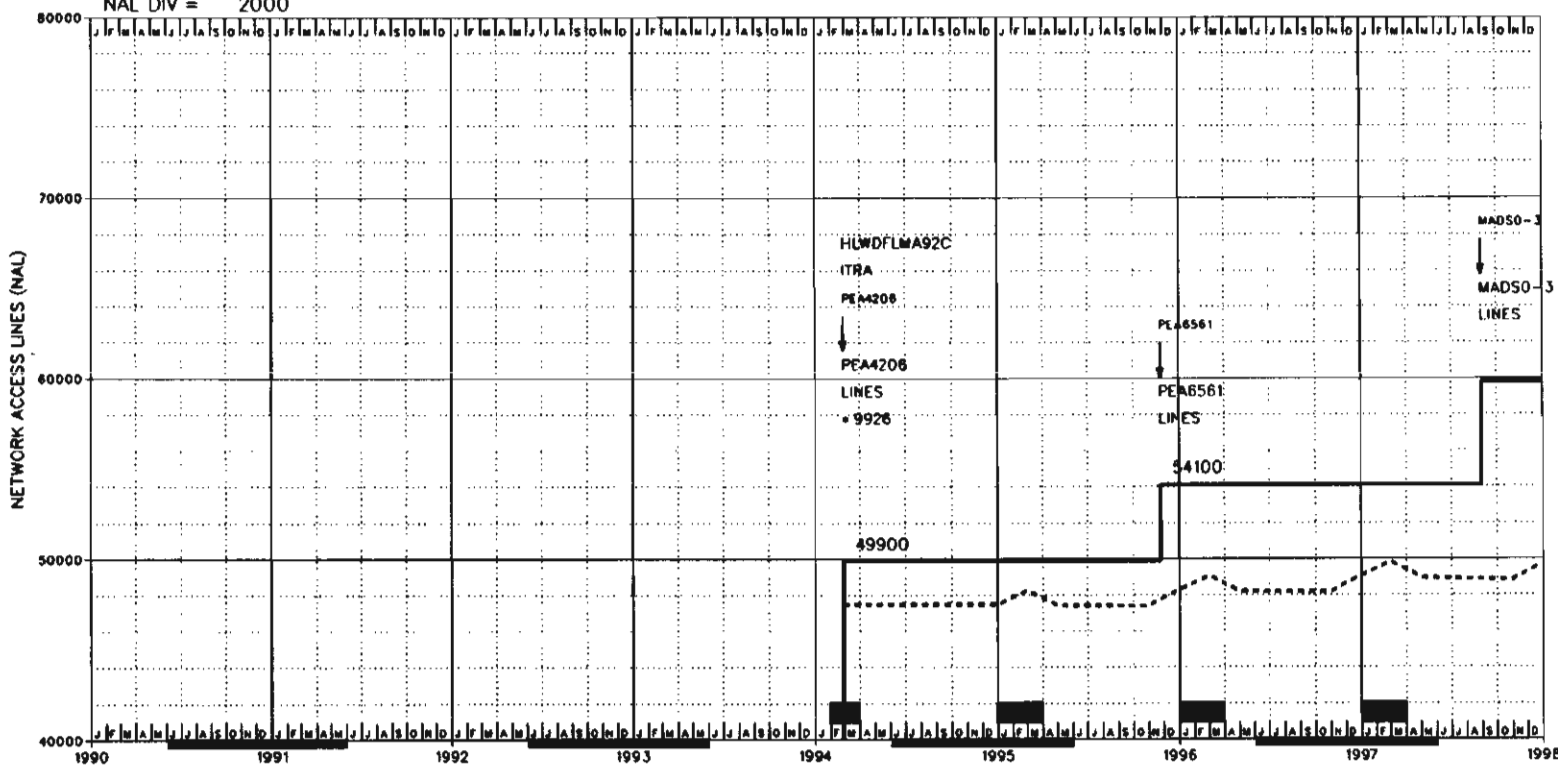
LSOF SYSTEM  
 GRAPHIC PART B VERSION 1.00  
 DATABASE: LIVE

DATE: 01/14/92  
 TIME: 19:01:07  
 CHART NO.: 2.1  
 EQ TYPE: IAES

JOB/ROJ/AT	PEA2946	PEA2946	PEA337B	PEA6945	1993AT1	DISP1993
EVENT-NUM	EVT1	EVT2	EVT1	EVT1		EVT1
EVENT-DATE	08/05/90	08/19/90	12/01/91	08/16/92	02/27/94	02/27/94
RDYSO/TDATE	08/19/90	08/19/90	12/01/91	08/16/92	02/27/94	02/27/94
REQSD	08/05/90	08/19/90	12/01/91	08/16/92	###/###/###	02/27/94
CAP EXH.	###/###/###	###/###/###	###/###/###	###/###/###	###/###/###	###/###/###
SHIP DATE	02/24/90	02/24/90	05/25/91	06/20/92	###/###/###	01/30/94
JOB DESC.	ROV COMP	GA	GEN	FEATURES	ITRA	DISP
NAL TRANS					-47500	
TRANS ENT					HLWDFLMADSO	
LSEI	SCTMF	SCTMF	SCTMF	SCTMF		
NAL CAP SE	49400	49400	4900 54300	54300		-54300 0
TC	55800	5600 61400	-200 61200	61200		-61200 0
LNS	44900	3400 48300	48300	48300		-48300 0
NOS	-2200 64300	-700 63600	-1000 62600	62600		-62600 0
ML	44900	3400 48300	48300	48300		-48300 0
CNTRX CAP	4100	-2600 1500	150 1650	1650		-1650 0
INST. NOS	80000	80000	80000	80000		-80000 0
URV ASSGN	300 2100	2100	4300 6400	6400		-6400 0
%FNOS	85.00	85.00	85.00	85.00		
INST. LNS	53248	4096 57344	57344	57344		-57344 0
URV ASSGN	1278	98 1376	1376	1376		-1376 0
%TOTAL FILL	86.40	86.30	86.30	86.30		
LNCAP IN LNS	44900	3400 48300	48300	48300		-48300 0
SIZING DATE	02/22/90	02/22/90	08/06/90	11/01/92		09/03/91
NDO OUE	04/22/89	04/22/89	09/08/90	12/14/91		04/24/93
TELCO OUE	08/19/89	08/19/89	11/17/90	02/22/92		08/20/93
TURNOVER	08/19/90	08/19/90	12/01/91	08/16/92		02/27/94
GENERIC SVC			07/19/91			
GENERIC	1AE10	1AE10	1AE11	1AE11		0
CONC RATIO	4:1	4:1	4:1	4:1		
ENG LSF						0.00
ENG CCS/NAL	2.65	2.65	2.65	2.65		
DESIGN 8S						0.00
MRAJ	24.38	42.32	12.19	0.00		0.00
PROCESSOR	104100	1600 105700	-23600 82100	82100		-82100 0
CAP TRUNK	160	20 180	180	180		-180 0
DGTL TK UNIT 0		1	0			0
LLN/LT/SM/NM	13	1 14	14	14		-14 0
LSR/LT5/###	52	4 56	56	56		-56 0
LSH/###/L32	0	0	0	0		0
TSC/###/TSS/NP	38	2 40	40	40		-40 0
TLN/###/L64	1024	1024	1024	1024		-1024 0
TOT FR5/SHL 1		4	2	0		0
REUSE FR/SHL 0		4	2	0		0
GROSS ADDNS 65		364	20	2		0
EXT JOB DESC	SMT/YRK-SIG	OCT/4096-LNS	1AE11	FEATURES		RETIRE IAESS
%COTIP	10.60	10.60	10.60	10.60		0.00

JOB CAT. T A G M O

NAL DIV = 2000



NOTES:  
9926 CCS ACCESS CAPABILITY

REASON FOR REISSUE:  
2941 715 N FEDERAL HWY  
HOLLYWOOD

DATE OF ISSUE: 01/14/92  
EXCHANGE: HOLLYWOOD  
DATABASE: LIVE  
EO TYPE: 5ES  
NXX:  
920F 921F 922F 923F 925F 926F  
927F 929F

BUILDING: HLWDFLMA STATE: FL  
LATA: SOET/460  
COMPANY: SBEL AREA: SBFX  
DIVISION: SOUT DISTRICT: SOBR  
EXHAUST: \*\*/\*\*/\*\*  
CONTACT: RJBOLTZ  
NUMBER: JCORDES  
EQ ENGINEER JLTHOMPSON

E. A. DATE 09/11/94  
DIR CLOSE 12/14/90  
DIR DELIVER 03/04/91  
NAL FCST 06/15/91  
CCS FCST 08/15/91  
ENTITY CUT 02/27/94  
ENTITY TERM 01/01/99  
LATEST NAL  
SWITCH HOST  
ENTITY:

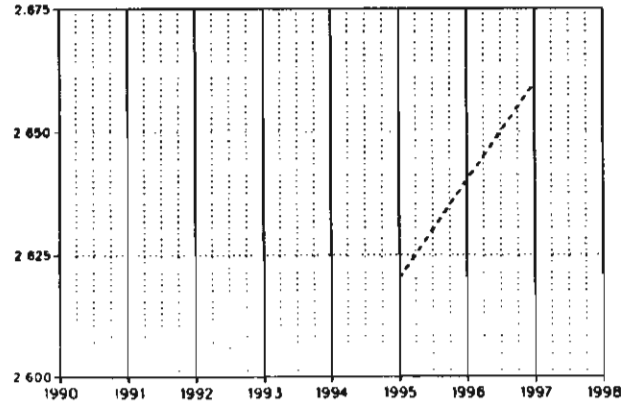
HLWDFLMADSO CHART: 2.2

YEAR	1990	1991	1992	1993	1994	1995	1996	1997	1998
NAL						47487 (F)	48287 (F)	49062 (F)	49712 (F)
LINES						47487	48287	49062	49712
CCS/NAL						2.62	2.64	2.66	
CCS STATUS									

NAL/LN RATIO	1990	1991	1992	1993	1994	1995	1996	1997	1998
						1.00000	1.00000	1.00000	1.00000

SVC.	1990	1991	1992
DTS			
IML			
%IFFM			

JOBNUM	RDYSD	REQSD	SHIP
PEA4206	02/27/94	02/27/94	05/05/93
PEA6561	11/23/95	11/23/95	07/07/95
MADSO-3	08/31/97	08/31/97	04/12/97



HLWDFLMADSO CHART: 2.2

REPORT: PARTB  
 PAGE: 1 OF 1  
 BUILDING: HOLLYWOOD MAIN  
 ENT CUT: 02/27/94

ENTITY: HLWOFMAOSO  
 ENT TERM: 01/01/99

LSDP SYSTEM  
 GRAPHIC PART B VERSION 1.00  
 DATABASE: LIVE

DATE: 01/14/92  
 TIME: 19:01:07  
 CHART NO.: 2.2  
 EQ TYPE: SES

JOB/AOJ/AT 1993AT1  
 EVENT-NUM  
 EVENT-DATE 02/27/94  
 ROYSO/TORTE 02/27/94  
 REQSD ■■■/■■■  
 CAP EXH. ■■■/■■■  
 SHIP ORTE ■■■/■■■  
 JOB DESC. ITRA  
 NAL TRANS 47500  
 TRANS ENT HLWOFMA92C

PER4206  
 EVT1  
 02/27/94  
 02/27/94  
 02/27/94

PER6561  
 EVT1  
 11/25/95  
 11/25/95  
 11/25/95

MAOSO-3  
 EVT1  
 08/31/97  
 08/31/97  
 08/31/97

■■■/■■■  
 06/05/93  
 REPL

■■■/■■■  
 07/07/95  
 GA

■■■/■■■  
 04/12/97  
 GA

LSEI  
 NAL CAP SE  
 TC  
 LNS  
 NOS  
 ML  
 CNTRX CAP  
 INST. NOS  
 URV ASSGN  
 %FNOS  
 INST. LNS  
 URV ASSGN  
 %TOTAL FILL  
 LNCAP IN LNS  
 SIZING DATE  
 NDO DUE  
 TELCO DUE  
 TURNOVER  
 GENERIC SVC  
 GENERIC  
 CONC RATIO  
 ENG LSF  
 ENG CCS/NAL  
 DESIGN BS  
 MRAJ  
 PROCESSOR  
 CAP TRUNK  
 DGTL TK UNIT  
 LLN/LT/SM/NM  
 LSR/LT5/■/■  
 LSH/■/■/L32  
 TSC/■/T55/NP  
 TLN/■/■/L64  
 TOT FR5/SHL  
 REUSE FR/SHL  
 GROSS ADDNS  
 EXT JOB DESC  
 %CTDIP

NTW  
 63000 63000  
 63000 63000  
 49900 49900  
 64500 64500  
 49900 49900  
 3000 3000  
 80000 80000  
 4100 4100  
 85.00  
 62848 62848  
 883 883  
 80.53  
 49900 49900  
 09/03/91  
 08/08/92  
 12/05/92  
 12/05/93  
 SE8  
 10:1  
 2.71  
 20.90  
 59400 59400  
 216 216  
 27  
 25 25  
 0  
 0  
 193 193  
 0  
 50  
 0  
 4800  
 NEW SWITCH  
 9.87

NTW  
 9000 72000  
 9000 72000  
 4200 54100  
 64500  
 54100  
 3100  
 80000  
 4100  
 85.00  
 71488  
 883  
 76.52  
 4200 54100  
 03/12/91  
 09/09/94  
 01/06/95  
 11/25/95  
 SE10  
 10:1  
 2.74  
 21.19  
 59400  
 248  
 4  
 3 28  
 0  
 0  
 28 221  
 0  
 6  
 0  
 405  
 OIG LNS&TKS  
 9.87

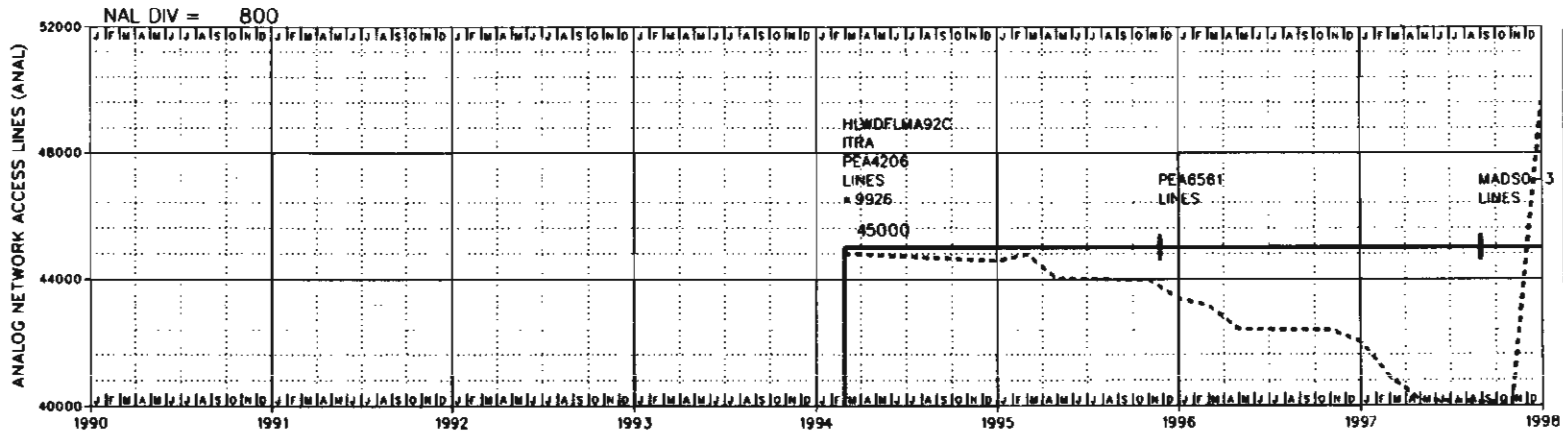
NTW  
 6800 78800  
 6800 78800  
 5700 59800  
 64500  
 59800  
 3200  
 80000  
 4100  
 85.00  
 78400  
 883  
 77.14  
 5700 59800  
 07/23/91  
 05/15/96  
 10/12/96  
 08/31/97  
 SE11  
 10:1  
 2.77  
 0.00  
 118800  
 280  
 4  
 5 33  
 0  
 0  
 36 257  
 0  
 8  
 0  
 750  
 DIG LNS&TKS  
 9.87

JOB CAT.

I

A

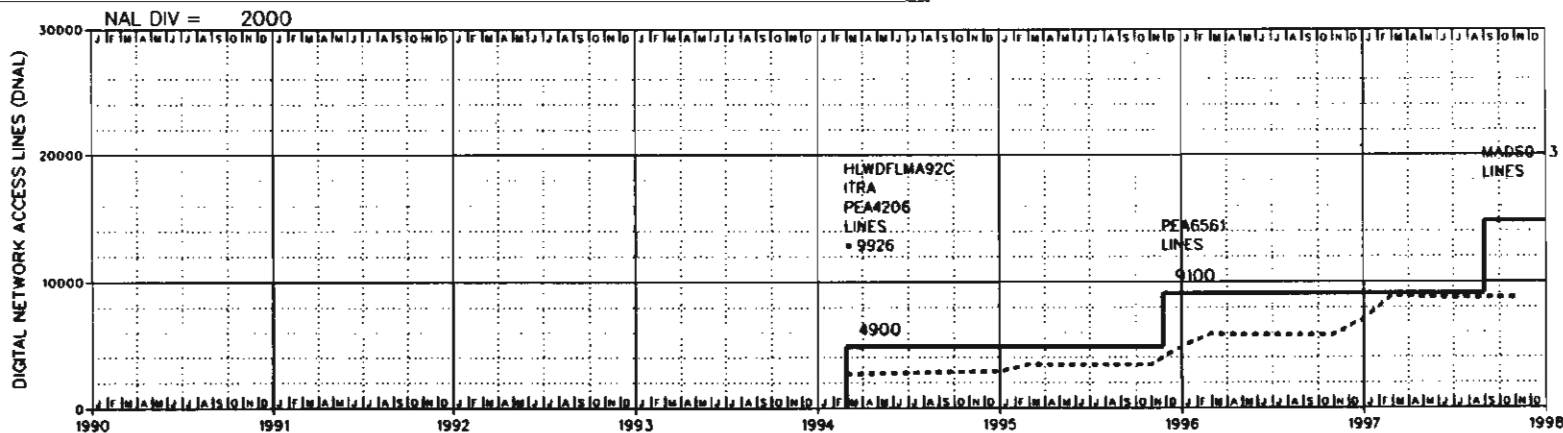
A



NOTES:  
9926 CCS ACCESS CAPABILITY

YEAR	1990	1991	1992	1993	1994	1995	1996	1997	1998
NAL						44576 (F)	43395 (F)	42007 (F)	49712 (F)
ANAL/LNS						44576	43395	42007	49712
CCS/NAL						2.62	2.64	2.66	
CCS ACTUAL									
NAL/LN RATIO						1.00000	1.00000	1.00000	1.00000

REASON FOR REISSUE:  
2941 715 N FEDERAL HWY  
HOLLYWOOD



DATE OF ISSUE: 01/14/92  
EXCHANGE: HOLLYWOOD  
DATABASE: LIVE  
EQ TYPE: 5ES  
ANALOG

BUILDING: HOLLYWOOD MAIN  
SWITCH HOST  
FCST DATE: D6/15/91  
LATEST ANAL: -9998998  
CONTACT: RJBOLTZ  
CONTACT NO.: JCORDEP  
EQUIP ENGR: JLTHOMPSON

DIGITAL  
DLFCST DATE: 07/01/91  
LATEST DNAL: -9998998  
LATEST SLC: -9998998  
LATEST URBAN: -9998998  
LATEST D112: -9998998

YEAR	1990	1991	1992	1993	1994	1995	1996	1997	1998
NAL						2911 (F)	4892 (F)	7055 (F)	(F)
DIGI CCS/NAL						2.62	2.64	2.66	
CCS ACTUAL									
SLC SYS						62	110	153	
URBAN SYS									
NAL/LN RATIO						1.00000	1.00000	1.00000	

ENTITY: HLWDFLMADSO  
CHART: 2.2

REPORT: PART8  
 PAGE: 1 OF 1  
 BUILDING: HOLLYWOOD MAIN  
 ENT CUT: 02/27/94

ENTITY: HLWOFMAOSO  
 ENT TERM: 01/01/99

LSDP SYSTEM  
 DIGITAL PART 8 VERSION 1.00  
 DATABASE: LIVE

DATE: 01/14/92  
 TIME: 19:01:07  
 CHART NO.: 2.2  
 EQ TYPE: SES

JOB/AOJ/AT	1993AT1	PEA4206	PEA6561	MAOSO-3
EVENT-NUM		EVT1	EVT1	EVT1
EVENT-DATE	02/27/94	02/27/94	11/25/95	08/31/97
RDYSO/TOATE	02/27/94	02/27/94	11/25/95	08/31/97
REQSO	##/##/##	02/27/94	11/25/95	08/31/97
CAP EXH.	##/##/##	##/##/##	##/##/##	##/##/##
SHIP DATE	##/##/##	06/05/93	07/07/95	04/12/97
JOB QESC.	ITRA	REPL	GA	GA
TRANS ENT	HLWOFMA92C			

ANALOG SECTION -----

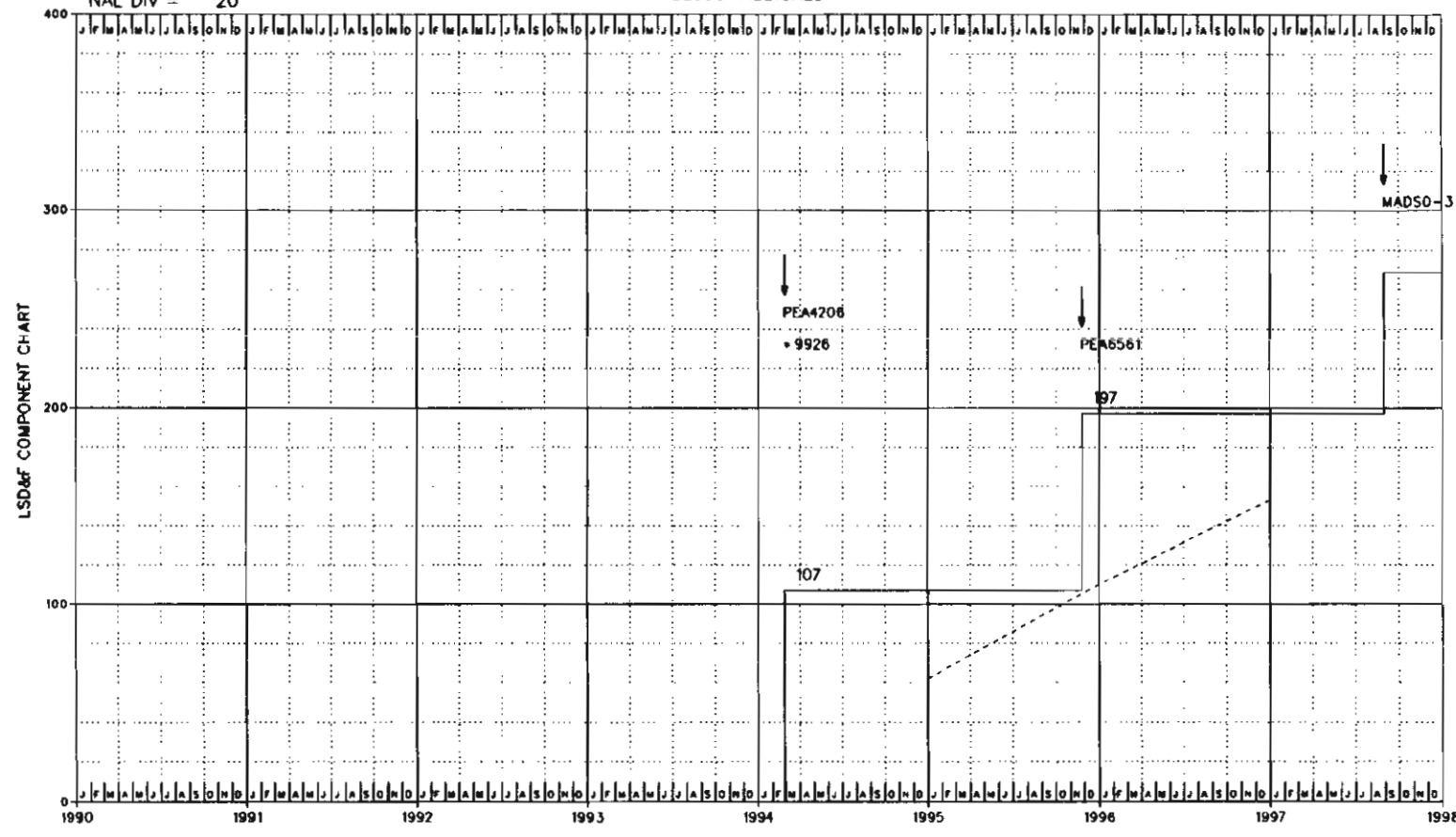
NAL TRANS	44800				
NAL CAP TC		51400	51400	-500	50900
LNS		45000	45000		-600
ML		45000	45000		50300
LINE UNITS		82	82		45000
INST. LNS		52480	52480		82
UAY ASSGN		787	787		52480
%FILL		87.05		87.05	787
ALNCAP LNS		45000	45000		87.05
RENG CCS NAL		2.71		2.74	45000
ANLG DEF LNS					2.77
ISDN CAP TC		200	200		200
ISDN CAP LNS		200	200		200
ISDN CAP ML		200	200		200
ISDN LN MOD					
ISDN INS LNS		200	200		200
ISDN UAY LNS				200	200
ISDN %FILL		100.00		100.00	
ISDN ENG CCS		20.00		20.00	20.00

DIGITAL SECTION -----

NAL TRANS	2700				
NAL CAP TC		11600	11600	9500	21100
LNS		4900	4900	4200	9100
ML		4900	4900	4200	9100
LINE UNITS		18	18		33
INST. LNS		10368	10368	8640	19008
UAY ASSGN		96	96		96
%FILL		47.70		47.72	
DLNCAP LNS		4900	4900	4200	9100
DENG CCS NAL		2.71		2.74	
CAP SLC SYS		107	107	90	197
ENG SLC MO 1		107	107	90	197
ENG SLC MO 2					
DEF SLC SYS					
CAP URBN SYS					
DEF URBN SYS					
CAP DMS112					
SLC OLU		18	18	15	33
URBAN DLU					

NAL DIV = 20

SLC96-ASSIGNED



NOTES:  
9926 CCS ACCESS CAPABILITY

REASON FOR REISSUE:  
2941 715 N FEDERAL HWY  
HOLLYWOOD

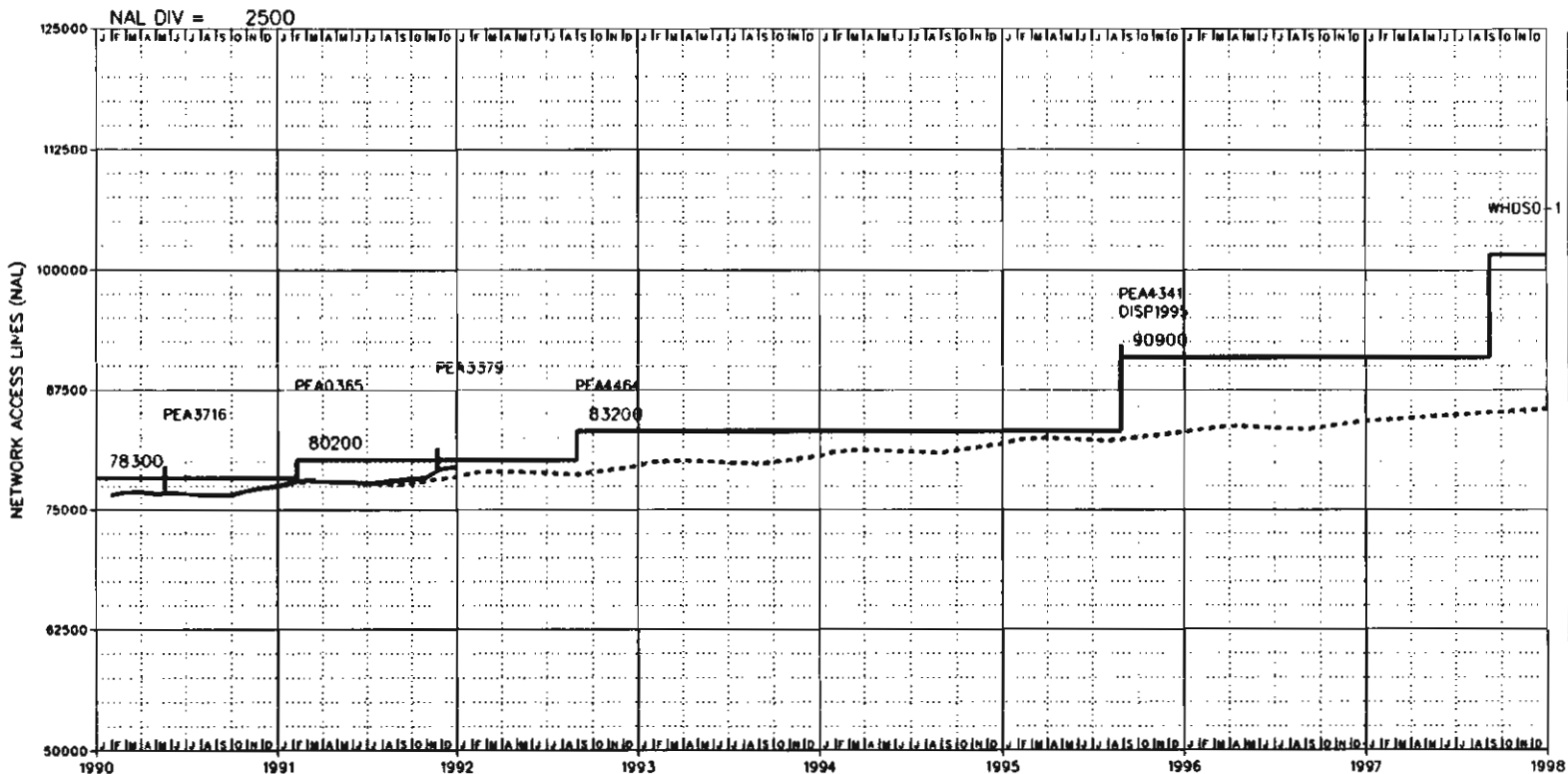
DATE OF ISSUE: 01/14/92  
EXCHANGE: HOLLYWOOD  
DATABASE: LIVE  
EQ TYPE: SES  
NXX: 920F 921F 922F 923F 925F  
926F 927F 929F

BUILDING: HLWDFLMA STATE: FL  
LATA: SOCT/46D  
COMPANT: SBEL AREA: SBFX  
DIVISION: SOUT DISTRICT: SOBR  
EXHAUST: \*\*/\*\*/\*\*  
CONTACT: RJBOLTZ  
NUMBER: JCORDES

YEAR	1990	1991	1992	1993	1994	1995	1996	1997
DEMAND GAIN						62 (F) 48	110 (F) 43	153 (F)
SLC MODE 1C								
SLC MODE 1F						62	110	153
SLC MODE 2C								
SLC MODE 2F								

ENTITY: HLWDFLMADSO CHART: 2.2





NOTES:

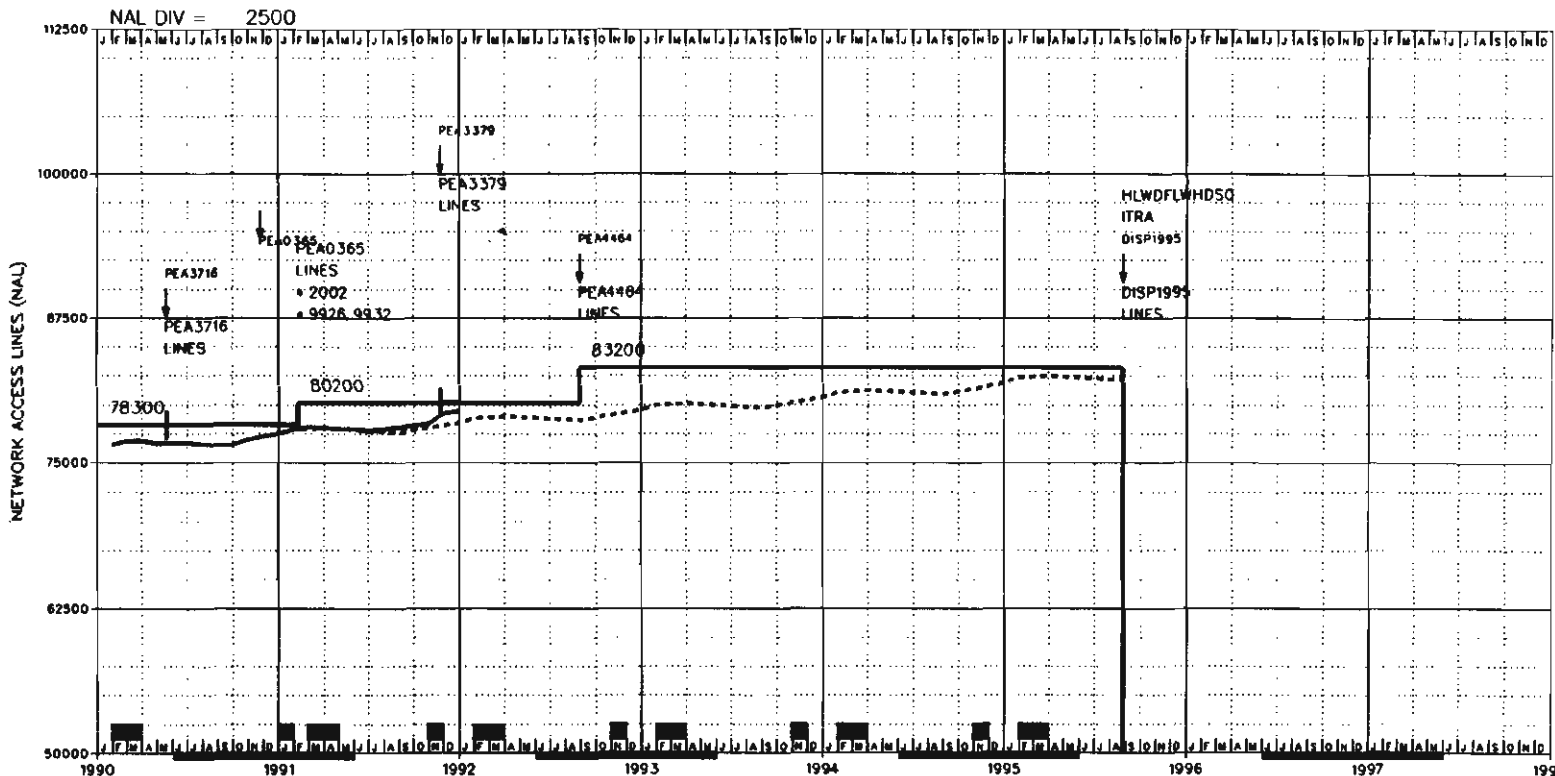
REASON FOR REISSUE:

DATE OF ISSUE: 01/14/92  
 EXCHANGE: HOLLYWOOD  
 DATABASE: LIVE

BUILDING: HLWDFLWHSTATE: FL  
 LATA: SOET/460  
 COMPANY: SBEL AREA: SBFX  
 DIVISION: SOUT DISTRICT. SOBR  
 EXHAUST: 12/31/99

YEAR	1990		1991		1992		1993		1994		1995		1996		1997	
NAL/GAIN	76092	1378	77470	975	78445	1125	79570	1050	80620	1250	81870	1250	83120	1150	84270	1247
NAL/LN RATIO																

BUILDING: HLWDFLWH CHART: 3.0



NOTES:  
 2002 RACF  
 9926 CCS ACCESS CAPABILITY  
 9932 100% AMA RECORDING

REASON FOR REISSUE:  
 2942 250 SW 62ND AVENUE  
 HOLLYWOOD

DATE OF ISSUE: 01/14/92  
 EXCHANGE: HOLLYWOOD  
 DATABASE: LIVE  
 EQ TYPE: 1AES  
 NXX:  
 44DX 961 962 963 964 966  
 967 981 983 985 987 989

BUILDING: HLWDFLWHSTATE: FL  
 LATA: SOET/460  
 COMPANY: SBEL AREA: SBFX  
 DIVISION: SOUT DISTRICT: SOBR  
 EXHAUST: 12/31/99  
 CONTACT: RJBOLTZ  
 NUMBER: JWCORDES  
 EQ ENGINEER

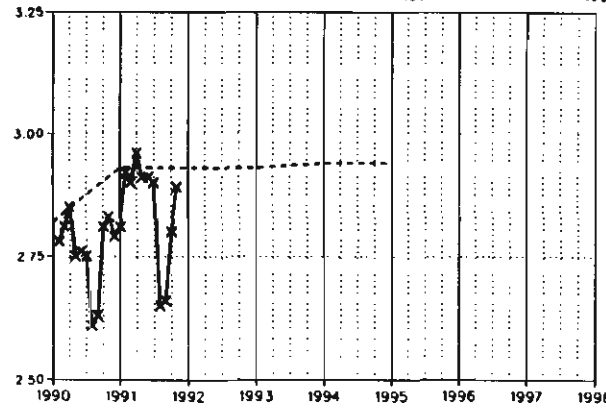
E. A. DATE 04/29/85  
 DIR CLOSE 12/16/91  
 DIR DELIVER 03/25/92  
 NAL FCST 06/15/91  
 CCS FCST 08/15/91  
 ENTITY CUT 10/05/80  
 ENTITY TERM 08/27/95  
 LATEST NAL 79466  
 SWITCH HOST  
 ENTITY:

CHART:  
 HLWDFLWHCGO 3.1

YEAR	1990	1991	1992	1993	1994	1995	1996	1997	1998
NAL	76092 (A)	77470 (A)	78445 (F)	79570 (F)	80620 (F)	81870 (F)			
LINES	76092	77470	78445	79570	80620	81870			
CCS/NAL	2.82	2.93	2.93	2.93	2.94	2.94			
CCS STATUS	A	A							

NAL/LN RATIO	1.00000	1.00000	1.00000	1.00000	1.00000	1.00000			

SVC	1990	1991	1992	JOBNUM	RDYS	REQSD	SHIP
DTS	0.03 0.02 0.07 0.11 0.09 0.11 0.09 0.11 0.09 0.11	0.03 0.02 0.07 0.11 0.09 0.11 0.09 0.11 0.09 0.11	0.03 0.02 0.07 0.11 0.09 0.11 0.09 0.11 0.09 0.11	PEA3716	05/20/90	05/20/90	03/24/90
IML	0.66 0.67 0.67 0.67 0.67 0.67 0.67 0.67 0.67 0.67	0.66 0.67 0.67 0.67 0.67 0.67 0.67 0.67 0.67 0.67	0.66 0.67 0.67 0.67 0.67 0.67 0.67 0.67 0.67 0.67	PEA0365	02/08/91	11/23/90	08/23/90
%IFM				PEA3379	11/24/91	11/24/91	08/17/91
				PEA4464	08/30/92	08/30/92	04/25/92
				DISP1995	08/27/95	08/27/95	07/22/95



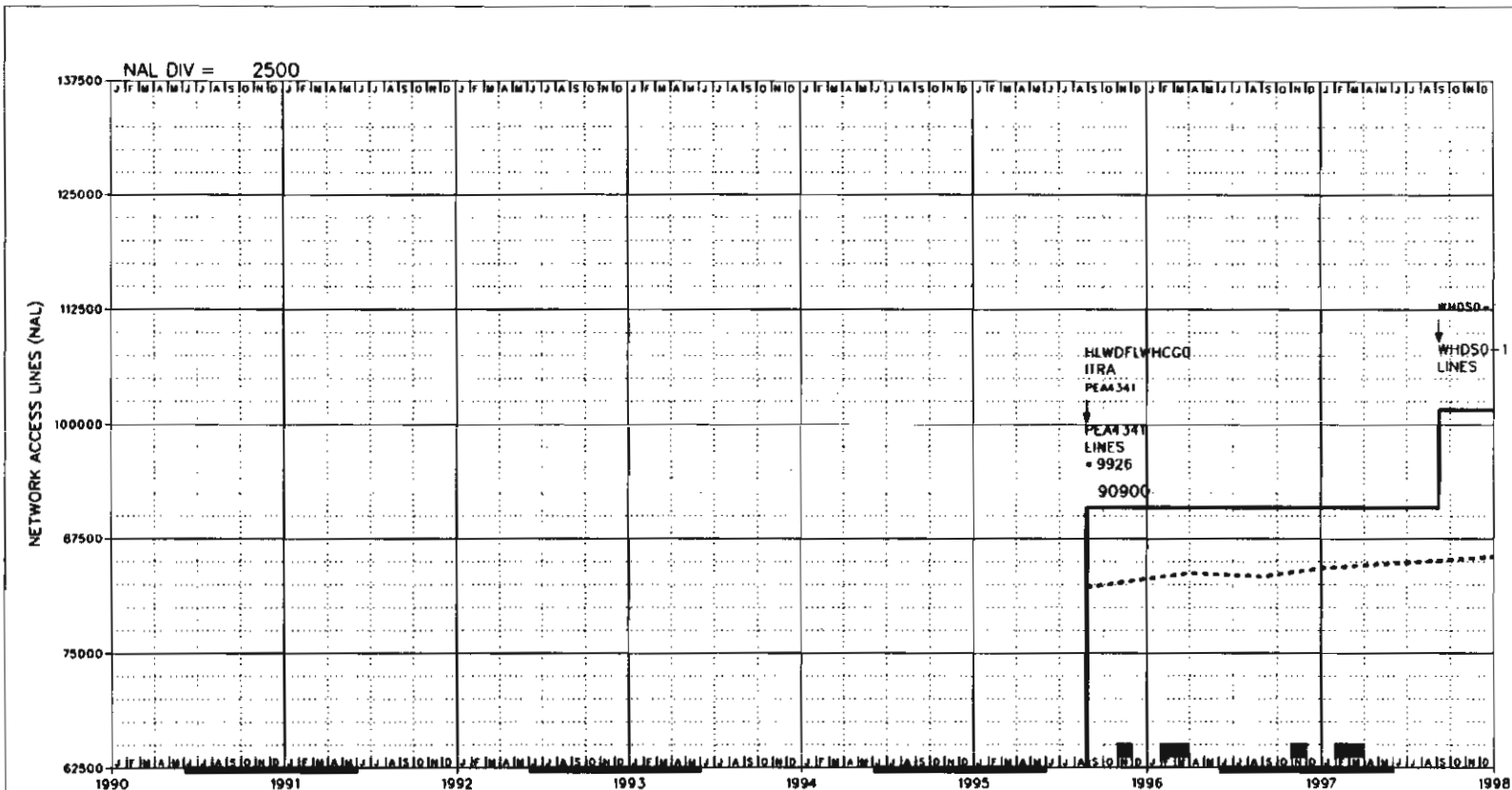
REPORT: PART8  
 PAGE: 1 OF 1  
 BUILDING: HLWO WEST HOLLYWOOD CITY: HLWOFLWHCGO  
 ENT CUT: 10/05/80 ENT TERM: 08/27/95

LSOF SYSTEM  
 GRAPHIC PART 8 VERSION 1.00  
 DATABASE: LIVE

DATE: 01/14/92  
 TIME: 19:01:07  
 CHART NO.: 3.1  
 EQ TYPE: IAES

JOB/ROJ/AT	PEA3716	PEA0365	PEA3379	PEA4464	199SAT1	01SP1995
EVENT-UM	EVT1	EVT1	EVT1	EVT1		EVT1
EVENT-DATE	05/20/90	02/08/91	11/24/91	08/30/92	08/27/95	08/27/95
ROYSO/TOATE	05/20/90	02/08/91	11/24/91	08/30/92	08/27/95	08/27/95
REQSD	05/20/90	11/25/90	11/24/91	08/30/92	08/27/95	08/27/95
CAP EXH.	##/##/##	##/##/##	##/##/##	##/##/##	##/##/##	##/##/##
SHIP DATE	03/24/90	06/23/90	08/17/91	04/25/92		07/22/95
JOB DESC.	ICL10	GA	TKS	GA		01SP
NAL TRANS					1TRA	
TRANS ENT					-82200	
LSEI	TTJTR	TLNCCS	NTW	NTW	HLWOFLWHOSO	
NAL CAP SE	-500 78300	6500 84800	200 85000	-1700 83300		-83300 0
TC	-500 78300	6500 84800	200 85000	-1700 83300		-83300 0
LNS	78300	1900 80200	3000 83200	3000 83200		-83200 0
NOS	79300	7300 86600	80200 86600	3000 86600		-86600 0
ML	78300	1900 80200	80200 80200	3000 83200		-83200 0
CNTRX CAP	2000	1600 3600	3600 3600	200 3800		-3800 0
INST. NOS	100000	10000 110000	110000 110000	2560 110000		-110000 0
UAV ASSGN	2560	2560	2560	2560		-2560 0
%FNOS	85.00	85.00	85.00	85.00		
INST. LNS	88064	2048 90112	90112 90112	4096 94208		-94208 0
UAV ASSGN	1937	45 1982	1982	91 2073		-2073 0
%TOTAL FILL	90.94	91.00	91.00	90.30		
LNCAP IN LNS	78300	1900 80200	80200 80200	3000 83200		-83200 0
SIZING DATE	11/02/89	07/25/89	08/08/90	06/24/91		03/04/00
NOO OUE	11/04/89	07/01/89	10/13/90	06/22/91		08/27/94
TELCO OUE	11/11/89	12/09/89	02/09/91	10/19/91		12/24/94
TURNOVER	05/20/90	02/25/91	11/24/91	08/30/92		08/27/95
GENERIC SVC		01/25/91				
GENERIC	1AE10	1AE11	1AE11	1AE11		
CONC RATIO	4:1	4:1	4:1	4:1		
ENG LSF						
ENG CCS/NAL	2.92	2.85	2.85	2.95		0.00
DESIGN BS	1990	1993				
MRAJ	0.00	18.69	22.74	35.88		0.00
PROCESSOR	112300	6600 118900	-19300 99600	9800 109400		-109400 0
CAP TRUNK	200	40 240	240	60 300		-300 0
OGLT IK UNIT 0		2	0	3		
LLN/LT/SM/NM	22	22	22	1 23		-23 0
LSR/LTS/##/	86	2 88	88	4 92		
LSH/##/L32	0	0	0	0		0
TSC/##/TS5/NP	60	60	60	4 64		-64 0
TLN/##/L64	2048	2048	2048	2048		-2048 0
TOT FRS/SHL 0		3	1	5		0
REUSE FR/SHL 0		2	0	5		0
GROSS ADDNS	69	244	17	425		0
EXT JOB DESC	SMT/ISU/SMO1	2048LNS/2OCT	1-MT	3-OCT/4096LN		0
%CTDIP	6.00	6.00	6.00	6.67		IAESS DISP

JOB CAT. M A T A 0



NOTES:  
9926 CCS ACCESS CAPABILITY

REASON FOR REISSUE:

DATE OF ISSUE: 01/14/92  
 EXCHANGE: HOLLYWOOD  
 DATABASE: LIVE  
 EQ TYPE: 5ES  
 NXX:  
 440X 961F 962F 963F 964F 966F  
 981F 983F 985F 987F 989F

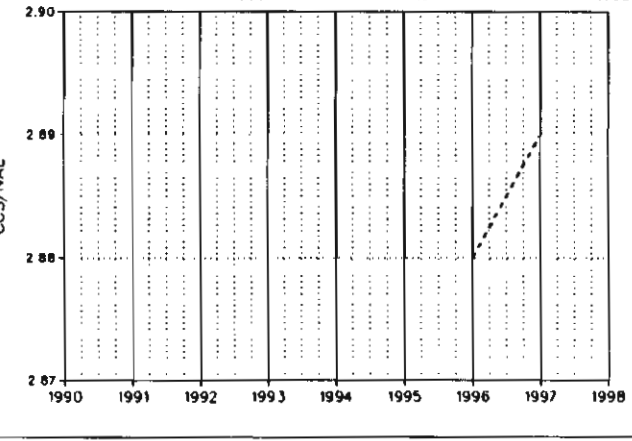
BUILDING: HLWDFLWHSTATE: FL  
 LATA: SOET/460  
 COMPANY: SBEL AREA: SBFX  
 DIVISION: SOUT DISTRICT: SOBR  
 EXHAUST: 12/31/99  
 CONTACT: RJBOLTZ  
 NUMBER JWCOR0ES  
 EQ ENGINEER

E. A. DATE 10/14/90  
 DIR CLOSE 12/14/90  
 DIR DELIVER 03/04/91  
 NAL FCST 06/15/91  
 CCS FCST 08/15/91  
 ENTITY CUT 08/27/95  
 ENTITY TERM 01/01/99  
 LATEST NAL  
 SWITCH HOST  
 ENTITY: CHART:  
 HLWDFLWHDSO 3.2

YEAR	1990	1991	1992	1993	1994	1995	1996	1997	1998
NAL							83120 (F)	84270 (F)	85517 (F)
LINES							83120	84270	85517
CCS/NAL							2.88	2.89	
CCS STATUS									
NAL/LN RATIO							1.00000	1.00000	1.00000

SVC.	1990	1991	1992	JOBNUM	RDYSD	REQSD	SHIP
DTS				PEA4341	08/27/95	08/27/95	01/07/95
IML				WHDSO-1	09/07/97	09/07/97	04/19/97
%IFFM							



REPORT: PART B

PAGE: 1 OF 1

BUILDING: HLWD WEST HOLLYWOOD CITY: HLWFLWHDOSO

ENT CUT: 08/27/95 ENT TERM: 01/01/99

LSDP SYSTEM  
GRAPHIC PART B VERSION 1.00  
DATABASE: LIVE

DATE: 01/14/92

TIME: 19:01:07

CHART NO.: 3.2

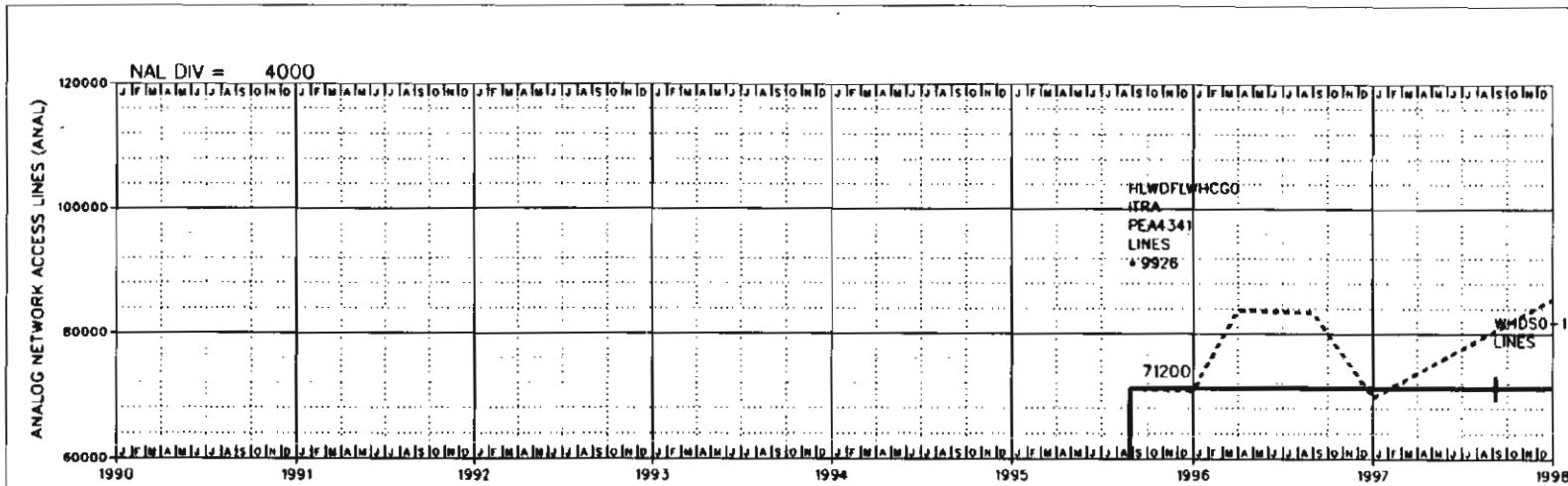
EQ TYPE: SES

JOB/ADJ/AT	1995AT1	PEA4341	WHDSO-1	
EVENT-NUM		EVT1	EVT1	
EVENT-DATE	08/27/95	08/27/95	09/07/97	
ROYSD/TORATE	08/27/95	08/27/95	09/07/97	
REQSO	##/##/##	08/27/95	09/07/97	
CAP EXH.	##/##/##	##/##/##	##/##/##	
SHIP DATE	##/##/##	01/07/95	04/19/97	
JOB DESC.	ITRA	REPL	GA	
NAL TRANS	82200			
TRANS ENT	HLWFLWHCCG			
LSEI				
NAL CAP SE				
TC	113900	113900	14900	128800
LNS	113900	113900	14900	128800
NDS	90900	90900	10700	101600
ML	94500	94500	8500	103000
CNTRX CAP	90900	90900	10700	101600
INST. NOS	4500	4500	300	4800
UAV ASSGN	120000	120000	10000	130000
%FNOS	5760	5760		5760
INST. LNS	85.00		85.00	
UAV ASSGN	118016	118016	14976	132992
%TOTAL FILL	1488	1488		1488
LNCAP IN LNS	78.01		77.26	
SIZING DATE	90900	90900	10700	101600
NDD OUE	05/01/91		05/01/91	
TELCO OUE	03/12/94		06/22/96	
TURNOVER	07/09/94		10/19/96	
GENERIC SVC	06/25/95		09/07/97	
GENERIC	SE10			
CONC RATIO				
ENG LSF				
ENG CCS/NAL	2.88		2.90	
DESIGN BS				
MRAJ	24.38		0.00	
PROCESSOR	115600	115600		115600
CAP TRUNK	400	400	32	432
DGTL TK UNIT	50		4	
LLN/LT/SM/NM	47	47	5	52
LSR/LTS/##		0		0
LSH/##/L32		0		0
TSC/##/TSS/NP	374	374	39	413
TLN/##/L64		0		0
TOT FR5/SHL	98		10	
REUSE FR/SHL	0		0	
GROSS ADDNS	7300		875	
EXT JOB OESC	DIGITAL SWIT		DIG LNS4TKS	
%CTOIP	6.67		6.67	


JOB CAT.

I

A



YEAR	1990	1991	1992	1993	1994	1995	1996	1997	1998
NAL							70791 (F)	69675 (F)	85517 (F)
ANLG LNS							70791	69675	85517
CCS/NAL							2.88	2.89	
ACCS ACTUAL									
NAL/LN RATIO							1.00000	1.00000	1.00000



YEAR	1990	1991	1992	1993	1994	1995	1996	1997	1998
NAL							12329 (F)	14595 (F)	(F)
DGTL CCS/NAL							2.88	2.89	
DCCS ACTUAL									
SLC SYS							269	345	
URBAN SYS							0		
NAL/LN RATIO							1.00000	1.00000	

NOTES:  
9926 CCS ACCESS CAPABILITY

REASON FOR REISSUE:

DATE OF ISSUE: 01/14/92  
EXCHANGE: HOLLYWOOD  
DATABASE: LIVE  
EQ TYPE: 5ES  
**ANALOG**

BUILDING SWITCH HOST: HLWD WEST HOLLY  
FCST DATE: 06/15/91  
LATEST ANAL: -9998998  
CONTACT: RJBOLTZ  
CONTACT NO.: JWCORDES  
EQUIP ENGR:

**DIGITAL**  
DLFCST DATE: 07/01/91  
LATEST DNAL: -9998998  
LATEST SLC: -9998998  
LATEST URBN: -9998998  
LATEST D112: -9998998

ENTITY: HLWDFLWHDSO  
CHART: 3.2

REPORT: PARTB

PAGE: 1 OF 1

BUILDING: HLWO WEST HOLLYWOOD TTT: HLWOFLWHOSO

ENT CUT: 08/27/95 ENT TERM: 01/01/99

LSOF SYSTEM  
DIGITAL PART B VERSION 1.00  
DATABASE: LIVE

DATE: 01/14/92

TIME: 19:01:07

CHART NO.: 3.2

EQ TYPE: SES

JOB/ROJ/AT	199SAT1	PEA4341	WHOSO-1
EVENT-NUM		EVT1	EVT1
EVENT-DATE	08/27/95	08/27/95	09/07/97
ROTSO/TOATE	08/27/95	08/27/95	09/07/97
REQSO	##/##/##	08/27/95	09/07/97
CAP EXH.	##/##/##	##/##/##	##/##/##
SHIP DATE	##/##/##	01/07/95	04/19/97
JOB DESC.	ITRA	REPL	GA
TRANS ENT	HLWOFLWHCCO		

ANALOG SECTION -----

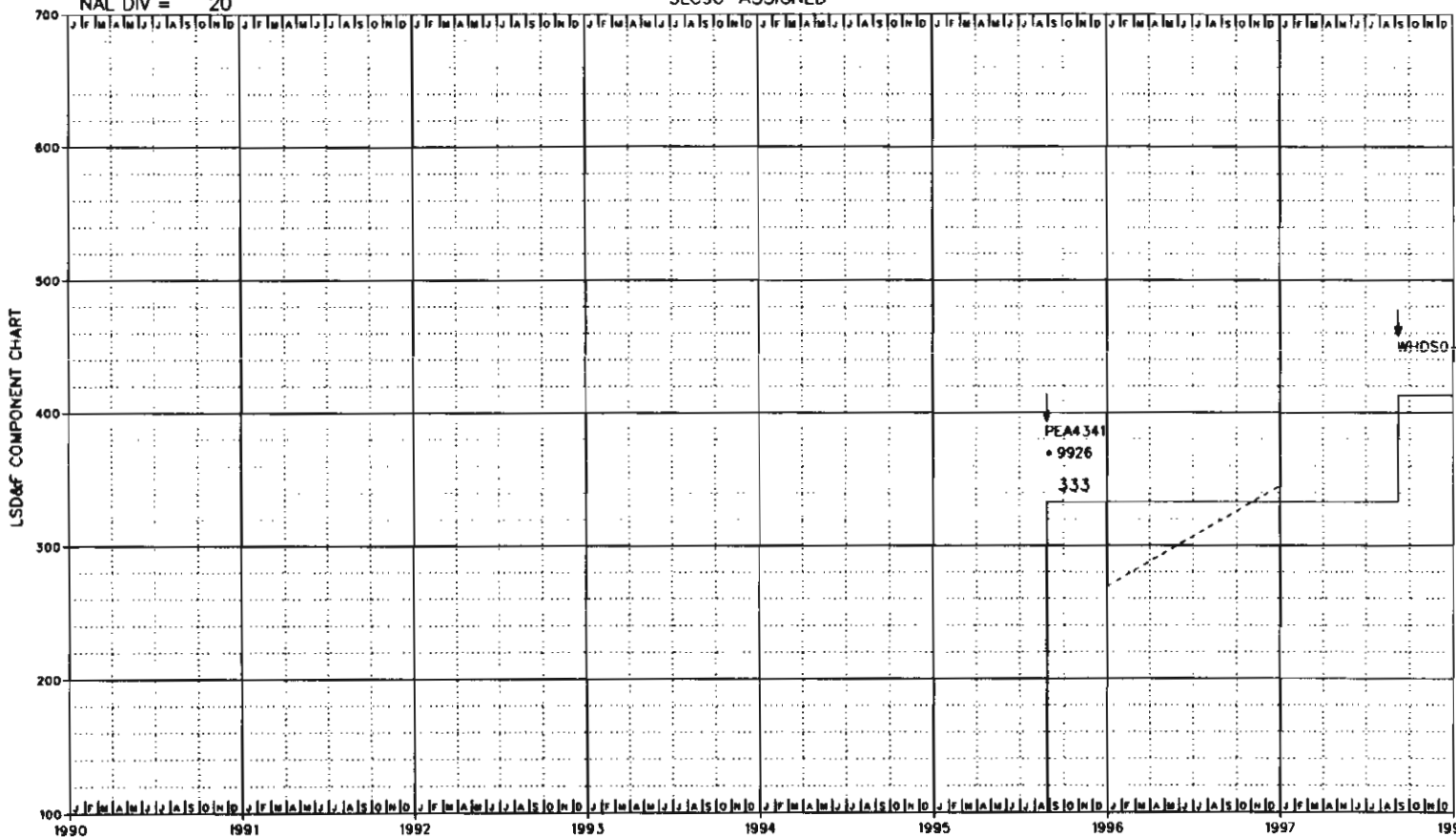
NAL TRANS	71100			
NAL CAP TC		73800	73800	-500
LNS		71200	71200	73300
ML		71200	71200	71200
LINE UNITS		125	125	125
INST. LNS		80000	80000	80000
URV ASSGN		1200	1200	1200
ZFILL		90.36		90.36
ALNCAP LNS		71200	71200	71200
RENG CCS NAL		2.88		2.90
ANLG DEF LNS		0		0
ISON CAP TC		0		0
ISON CAP LNS		0		0
ISON CAP ML		0		0
ISON LN MOD		0		0
ISON INS LNS		0		0
ISON URV LNS		0		0
ISON ZFILL				
ISON ENG CCS				

DIGITAL SECTION -----

NAL TRANS	11100			
NAL CAP TC		40100	40100	15400
LNS		19700	19700	55500
ML		19700	19700	10700
LINE UNITS		66	66	10700
INST. LNS		38016	38016	30400
URV ASSGN		288	288	92
ZFILL		52.22		14976
OLNCAP LNS		19700	19700	52992
RENG CCS NAL		2.88		288
CAP SLC SYS		333	333	57.68
ENG SLC MO 1		333	333	2.90
ENG SLC MO 2				80
DEF SLC SYS				413
CAP URBN SYS				80
DEF URBN SYS				413
CAP OMS112				
SLC OLU		56	56	0
URBAN OLU				0

NAL DIV = 20

SLC96-ASSIGNED



NOTES:  
9926 CCS ACCESS CAPABILITY

REASON FOR REISSUE:

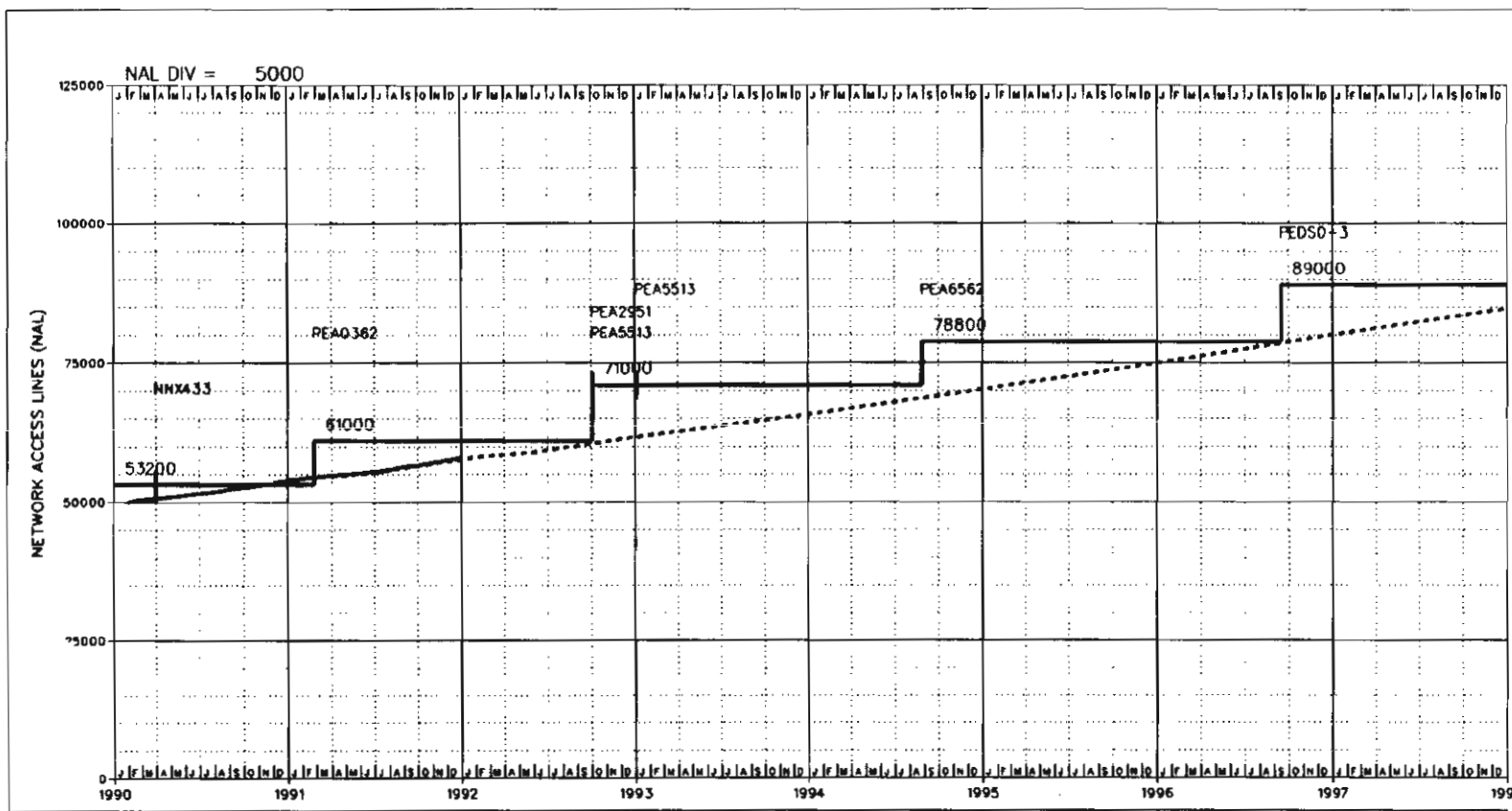
DATE OF ISSUE: 01/14/92  
 EXCHANGE: HOLLYWOOD  
 DATABASE: LIVE  
 EO TYPE: 5ES  
 NXX: 440X 961F 962F 963F 964F  
 966F 981F 983F 985F 987F 989F

BUILDING: HLWDFLWH STATE: FL  
 LATA: SOE1/46D  
 COMPANY: SBEL AREA: SBFX  
 DIVISION: SOUT DISTRICT: SOBR  
 EXHAUST: 12/3/99  
 CONTACT: RJBOLTZ  
 NUMBER: JWCORDES

YEAR	1990	1991	1992	1993	1994	1995	1996	1997
DEMAND/GAIN							269 (F) 76	345 (F)
SLC MODE 1C							6	6
SLC MODE 1F							254	330
SLC MODE 2C							5	5
SLC MODE 2F							4	4

ENTITY: HLWDFLWHD50 CHART: 3.2





NOTES:

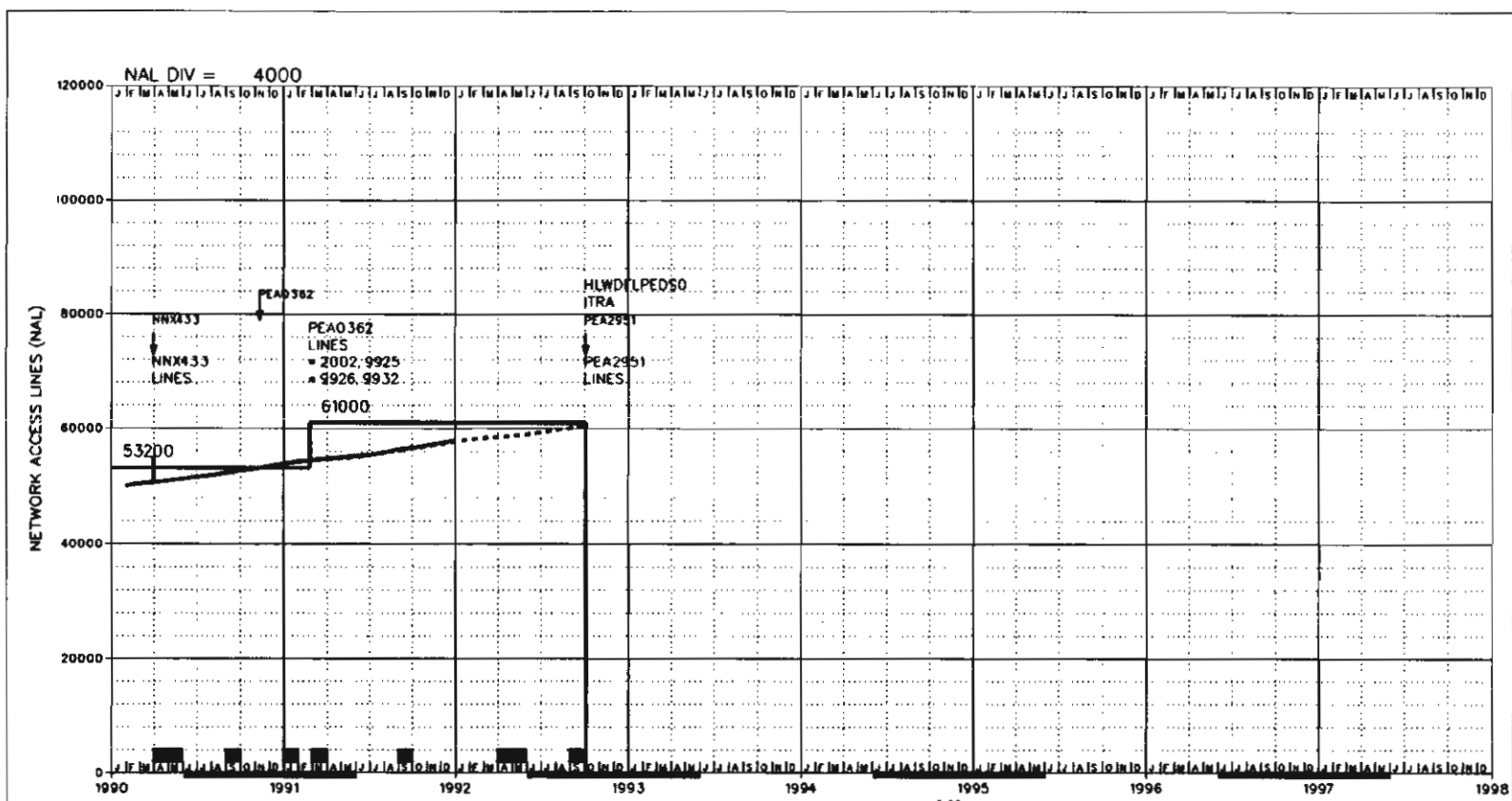
REASON FOR REISSUE:

DATE OF ISSUE: 01/14/92  
 EXCHANGE: HOLLYWOOD  
 DATABASE: LIVE

BUILDING: HLWDFLPE STATE: FL  
 LATA: SOET/460  
 COMPANY: SBEL AREA: SBFX  
 DIVISION: SOUT DISTRICT: SOBR  
 EXHAUST: 12/31/99

YEAR	1990		1991		1992		1993		1994		1995		1996		1997	
NAL/GAIN	49557	4343	53900	3800	57700	3975	61675	4025	65700	4525	70225	4675	74900	5175	80075	4677
NAL/LN RATIO																

BUILDING: HLWDFLPE CHART: 4.0



NOTES:  
 2002 RACF  
 9925 VMS  
 9926 CCS ACCESS CAPABILITY  
 9932 100% AMA RECORDING

REASON FOR REISSUE:  
 2943 81 NW 98TH AVENUE  
 PEMBROKE PMS

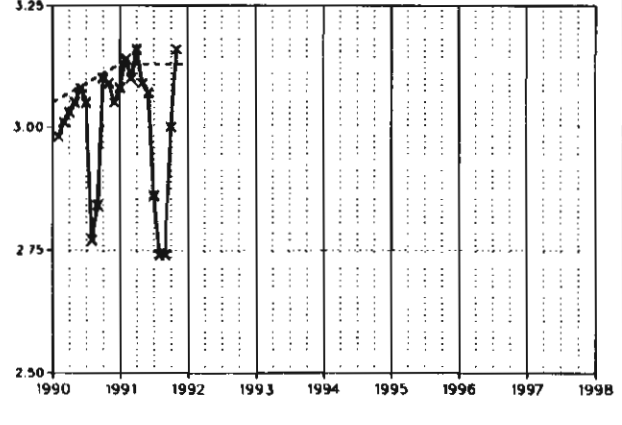
DATE OF ISSUE: 01/14/92  
 EXCHANGE: HOLLYWOOD  
 DATABASE: LIVE  
 EQ TYPE: 1AES  
 NXX:  
 431 432 433 434 435 436  
 437 438F 680

BUILDING: HLWDFLPE STATE: FL  
 LATA: SOET/460  
 COMPANY: SBEL AREA: SBFX  
 DIVISION: SOUT DISTRICT: SOBR  
 EXHAUST: 12/31/99  
 CONTACT: RJBOLTZ  
 NUMBER: JWCORDES  
 EQ ENGINEER

E. A. DATE 07/29/85  
 DIR CLOSE 12/16/91  
 DIR DELIVER 03/25/92  
 NAL FCST 06/15/91  
 CCS FCST 08/15/91  
 ENTITY CUT 11/02/75  
 ENTITY TERM 10/03/92  
 LATEST NAL 57933  
 SWITCH HOST

ENTITY: CHART:  
 HLWDFLPE43C 4.1

YEAR	1990	1991	1992	1993	1994	1995	1996	1997	1998
NAL	49557 (A)	53900(A)	57700 (F)						
LINES	49557	53900	57700						
CCS/NAL	3.05	3.13	3.13						
CCS STATUS	A	A							
NAL/LN RATIO	1.00000	1.00000	1.00000						
SVC.	1990	1991	1992	JOBNUM RDYSO REOSO SHIP					
DTS	01/01/90 02/01/90 03/01/90 04/01/90 05/01/90 06/01/90 07/01/90 08/01/90 09/01/90 10/01/90 11/01/90 12/01/90	01/01/91 02/01/91 03/01/91 04/01/91 05/01/91 06/01/91 07/01/91 08/01/91 09/01/91 10/01/91 11/01/91 12/01/91	01/01/92 02/01/92 03/01/92 04/01/92 05/01/92 06/01/92 07/01/92 08/01/92 09/01/92 10/01/92 11/01/92 12/01/92	NNK433 03/31/90 03/31/90 03/31/90 PEA0362 02/24/91 11/11/90 04/28/90 PEA2951 10/03/92 10/03/92 09/05/92					
IML	0.00 0.00 0.00 0.00 0.00 0.00 0.00 0.00 0.00 0.00 0.00 0.00	0.00 0.00 0.00 0.00 0.00 0.00 0.00 0.00 0.00 0.00 0.00 0.00	0.00 0.00 0.00 0.00 0.00 0.00 0.00 0.00 0.00 0.00 0.00 0.00						
%IFFM									



REPORT: PARTB

PAGE: 1 OF 1

BUILDING: HLWD PEMBROKE PINE ENTITY: HLWDFLPE43C

ENT CUT: 11/02/75

ENT TERM: 10/03/92

LSOF SYSTEM

GRAPHIC PART B VERSION 1.00

DATABASE: LIVE

DATE: 01/14/92

TIME: 19:01:07

CHART NO.: 4.1

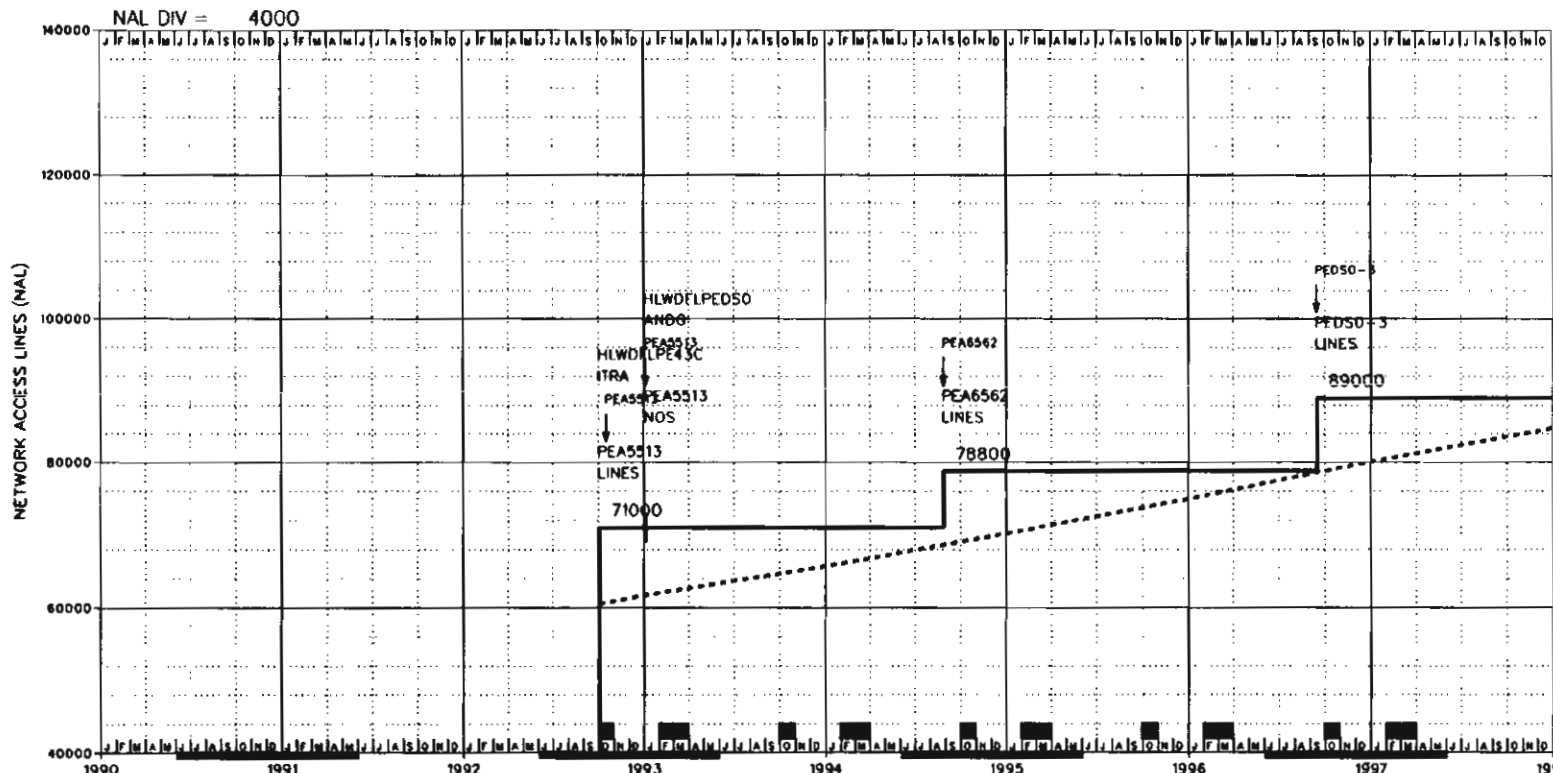
EO TYPE: 1AES

JOB/ROJ/AT	NNX433	PEA0362	1992AT1	PEA2951
EVENT-NUM	EVT1	EVT1		EVT1
EVENT-DATE	03/31/90	02/24/91	10/03/92	10/03/92
ROYSD/TDATE	03/31/90	02/24/91	10/03/92	10/03/92
REOSD	03/31/90	11/11/90	##/##/##	10/03/92
CAP EXH.	##/##/##	##/##/##	##/##/##	##/##/##
SHIP DATE	03/31/90	04/28/90	##/##/##	09/05/92
JOB DESC.	NEW NNX	GA	ITRA	01SP
NAL TRANS			-60500	
TRANS ENT			HLWDFLPE050	
LSEI	TLNCCS	NTW		
NAL CAP SE		8100	61500	-61500 0
TC	53400	8000	61500	-61500 0
LNS	53200	7800	61000	-61000 0
NOS	58600	6000	64600	-64600 0
ML	53200	7800	61000	-61000 0
CNTRX CAP	850	100	950	-950 0
INST. NOS	10000	80000	80000	-80000 0
UAV ASSGN	-435	571	730	-1301 0
%FNOS	85.00	85.00		
INST. LNS	61440	8192	69632	-69632 0
UAV ASSGN	1352	180	1532	-1532 0
%TOTAL FILL	88.47	89.57		
LNCAP IN LNS	53200	7800	61000	-61000 0
SIZING DATE		10/10/90		10/01/91
NOO DUE		06/10/89		05/30/92
TELCO DUE		10/21/89		07/04/92
TURNOVER	03/31/90	02/24/91		10/03/92
GENERIC SVC		01/19/91		
GENERIC	1AE10	1AE11		
CONC RATIO	4:1	4:1		4:1
ENG LSF				0.00
ENG CCS/NAL	3.25	3.06		
DESIGN BS				
MRAJ	0.00	19.29		0.00
PROCESSOR	106500	26400	132900	-132900 0
CAP TRUNK	140	60	200	-200 0
DGTL TK UNIT		3		0
LLN/LT/SM/NM	15	2	17	-17 0
LSR/LTS/##/##	60	8	68	-68 0
LSH/##/##/L32	0		0	0 0
TSC/##/##/NP	44	8	52	-52 0
TLN/##/##/L64	1024		1024	-1024 0
TOT FR5/SHL 0		13		0
REUSE FR/SHL 0		11		0
GROSS ADDNS 0		1062		0
EXT JOB DESC	ADD NNX/433	8K LNS/TLN/D		1AESS/REPL
%CTDIP	5.70	5.70		0.00

JOB CAT. M

A

0



NOTES:

REASON FOR REISSUE:  
 2943 61 NW 98TH AVENUE  
 PEMBROKE PMS

DATE OF ISSUE: 01/14/92  
 EXCHANGE: HOLLYWOOD  
 DATABASE: LIVE  
 EO TYPE: 5ES  
 NXX:  
 431F 432F 433F 434F 435F 436F  
 437F 680F

BUILDING: HLWDFLPE STATE: FL  
 LATA: SOET/460  
 COMPANY: SBEL AREA: SBFX  
 DIVISION: SOUT DISTRICT: SOBR  
 EXHAUST: 12/31/99  
 CONTACT: RJBOLTZ  
 NUMBER NSGRUNDIG  
 EQ ENGINEER

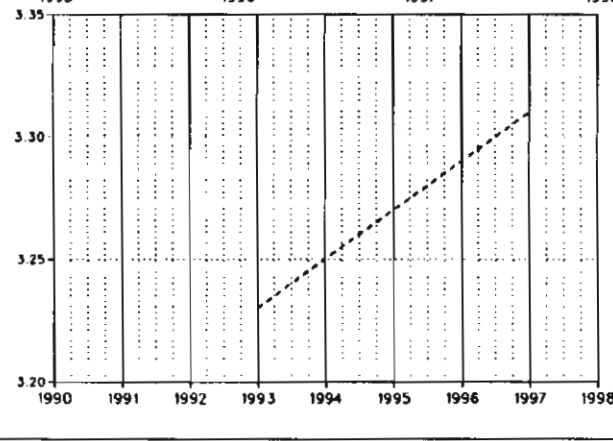
E. A. DATE 11/01/94  
 OIR CLOSE 12/16/91  
 OIR DELIVER 03/25/92  
 NAL FCST 06/15/91  
 CCS FCST 08/15/91  
 ENTITY CUT 01/04/93  
 ENTITY TERM 01/01/99  
 LATEST NAL  
 SWITCH HOST  
 ENTITY:

CHART:  
 HLWDFLPEDSO 4.2

YEAR	1990	1991	1992	1993	1994	1995	1996	1997	1998
NAL				61675 (F)	65700 (F)	70225 (F)	74900 (F)	80075 (F)	84752 (F)
LINES				61675	65700	70225	74900	80075	84752
CCS/NAL				3.23	3.25	3.27	3.29	3.31	
CCS STATUS									
NAL/LN RATIO				1.00000	1.00000	1.00000	1.00000	1.00000	1.00000

SVC	1990	1991	1992	JOBNUM	RDYSD	REQSD	SHIP
DIS				PEA5513	10/03/92	10/17/92	01/04/92
				PEA5513	01/04/93	01/04/93	10/25/92
				PEA6562	08/28/94	08/28/94	04/09/94
				PEA0-3	09/15/96	09/15/96	04/27/96
IML							
%if Fm							

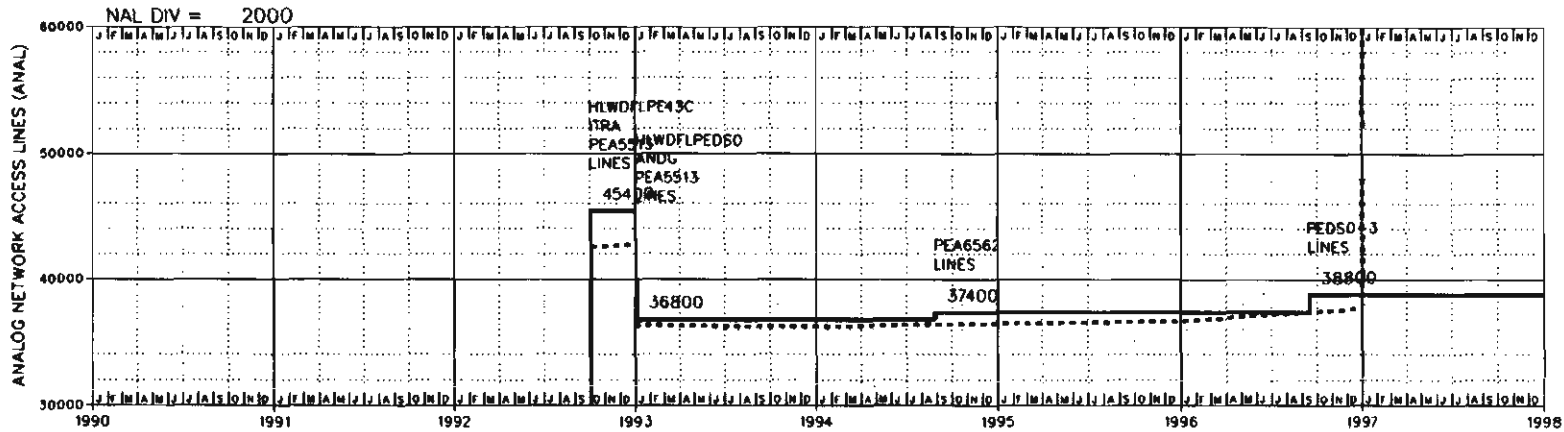


REPORT: PART B  
 PAGE: 1 OF 1  
 BUILDING: HLWO PEMBROKE PINESTITY: HLWOFLEPESD  
 ENT CUT: 01/04/93 ENT TERM: 01/01/99

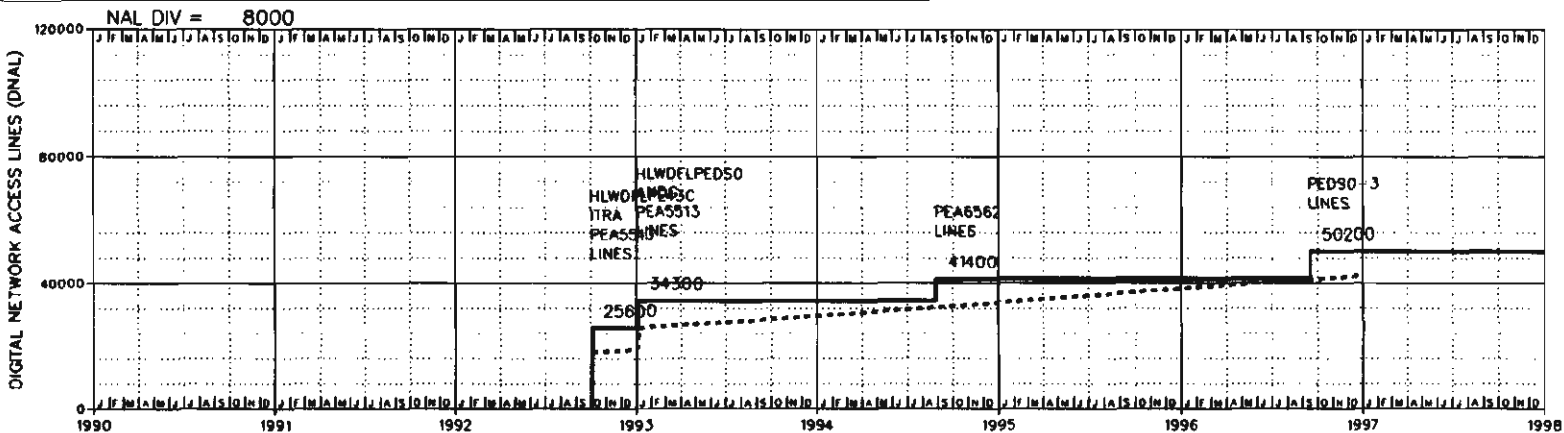
LSDF SYSTEM  
 GRAPHIC PART B VERSION 1.00  
 DATABASE: LIVE

DATE: 01/14/92  
 TIME: 19:01:07  
 CHART NO.: 4.2  
 EQ TYPE: SES

JOB/ROJ/AT	1992AT1	PEA5513	1993AT1	PEA5513	PEA6562	PEDSO-3
EVENT-NUM		EVT1		EVT2	EVT1	EVT1
EVENT-DATE	10/03/92	10/03/92	01/04/93	01/04/93	08/28/94	09/15/96
ROYSD/TOATE	10/03/92	01/04/93	01/04/93	01/04/93	08/28/94	09/15/96
REQSD	###/###/###	10/17/92	###/###/###	01/04/93	08/28/94	09/15/96
CAP EXH.	###/###/###	###/###/###	###/###/###	###/###/###	###/###/###	###/###/###
SHIP DATE	###/###/###	01/04/92	###/###/###	10/25/92	04/09/94	04/27/96
JOB DESC.	ITRA	REPL	ANDC	GEN	GA	GA
NAL TRANS	60500					
TRANS ENT	HLWOFLEP43C		HLWOFLEPESD			
LSEI		NTW		NTW	NTW	NTW
NAL CAP SE		100800 100800		2300 103100	13500 116600	14100 130700
TC		100800 100800		2300 103100	13500 116600	14100 130700
LNS		71000 71000		100 71100	7700 78800	10200 89000
NOS		71000 71000		71000 71000	8200 79200	11100 90300
ML		71000 71000		71000 71000	7800 78800	10200 89000
CNTRX CAP		3000 3000		3000 3000	100 3100	100 3200
INST. NOS		90000 90000		90000 90000	10000 100000	10000 110000
UAV ASSGN		6500 6500		6500 6500	300 6800	-2999 3801
%FNOS		85.00		85.00	85.00	85.00
INST. LNS		102464 102464		4672 107136	14336 121472	14784 136256
UAV ASSGN		864 864		-146 718	8 726	23 749
%TOTAL FILL		69.88		66.72	65.26	65.68
LNCAP IN LNS		71000 71000		100 71100	7700 78800	10200 89000
SIZING DATE		06/13/91		09/19/91	06/03/91	06/03/91
NOO DUE		07/27/91		12/29/91	06/05/93	06/24/95
TELCO DUE		08/10/91		04/26/92	10/02/93	10/21/95
TURNOVER		05/24/92		01/04/93	08/28/94	09/15/96
GENERIC SVC		5E7		5E8	5E9	5E10
GENERIC		8:1		8:1	8:1	8:1
CONC RATIO		3.25		3.25	3.25	3.25
ENG LSF		1994		1994	1994	1994
ENG CCS/NAL		22.80		19.75	24.61	0.00
DESIGN 85		123500 123500		123500 123500	32 123500	32 123500
MRAJ		320 320		320 320	32 352	32 384
PROCESSOR		20		2	2	2
CAP TRUNK		43		43	4	5
DGTL TK UNIT		0		0	47	0
LLN/LI/SM/NM		0		0	0	0
LSR/LTS/##/		0		0	0	0
LSH/##/L32		327		8	37	38
TSC/##/T55/NP		0		335	372	410
TLN/##/L64		0		0	0	0
TDT FRS/5HL		90		0	8	10
REUSE FR/5HL		0		0	0	0
GROSS ADDNS		7134		0	1000	1250
EXT JOB DESC		NEW/SWITCH			DGT LNS/TKS	
%CTOIP		5.80		5.80	5.80	5.80
JOB CAT.	I		G		A	A



YEAR	1990	1991	1992	1993	1994	1995	1996	1997	1998
NAL				42752 (F)	36215 (F)	36484 (F)	36669 (F)	37706 (F)	84752 (F)
ANLG LNS				42752	36215	36484	36669	37706	84752
CCS/NAL				3.23	3.25	3.27	3.29	3.31	
CCS ACTUAL									
NAL/LN RATIO				1.00000	1.00000	1.00000	1.00000	1.00000	1.00000



YEAR	1990	1991	1992	1993	1994	1995	1996	1997	1998
NAL				18923 (F)	29485 (F)	33741 (F)	38231 (F)	42369 (F)	
DNAL				18923	29485	33741	38231	42369	
CCS/NAL				3.23	3.25	3.27	3.29	3.31	
CCS ACTUAL									
SLC SYS				385	625	705	765	845	
URBAN SYS									
NAL/LN RATIO				1.00000	1.00000	1.00000	1.00000	1.00000	

NOTES:

REASON FOR REISSUE:  
2943 61 NW 98TH AVENUE  
PEMBROKE PMS

DATE OF ISSUE: 01/14/92  
EXCHANGE: HOLLYWOOD  
DATABASE: LIVE  
EQ TYPE: 5ES

ANALOG

BUILDING SWITCH HOST: HLWD PEMBROKE  
FCST DATE: 06/15/91  
LATEST ANAL: -9998998  
CONTACT: RJBOLTZ  
CONTACT NO.: NSGRUNDIG  
EQUIP ENGR:

DIGITAL  
DLFCST DATE: 06/14/91  
LATEST DNAL: -9998998  
LATEST SLC: -9998998  
LATEST URBAN: -9998998  
LATEST D112: -9998998

ENTITY: HLWDFLPED50  
CHART: 4.2

REPORT: PART B

PAGE: 1 OF 1

BUILDING: HLWO PEMBROKE PINE CITY: HLWOFLEP050  
ENT CUT: 01/04/93 ENT TERM: 01/01/99

LSOF SYSTEM  
DIGITAL PART B VERSION 1.00  
DATABASE: LIVE

DATE: 01/14/92  
TIME: 19:01:07  
CHART NO.: 4.2  
EQ TYPE: SES

JOB/NOJ/AT 1992AT1  
EVENT-NUM  
EVENT-DATE 10/03/92  
ROYSO/TOATE 10/03/92  
REOSD  
CAP EXH.  
SHIP DATE  
JOB DESC. ITRA  
TRANS ENT HLWOFLEP43C

PEA5513  
EVT1  
10/03/92  
01/04/93  
10/17/92  
01/04/92  
REPL

1993AT1  
01/04/93  
01/04/93  
01/04/93  
01/04/93  
10/25/92  
ANOG  
HLWOFLEP050

PEA5513  
EVT2  
01/04/93  
01/04/93  
01/04/93  
10/25/92  
GEN

PEA6S62  
EVT1  
08/28/94  
08/28/94  
08/28/94  
04/09/94  
GA

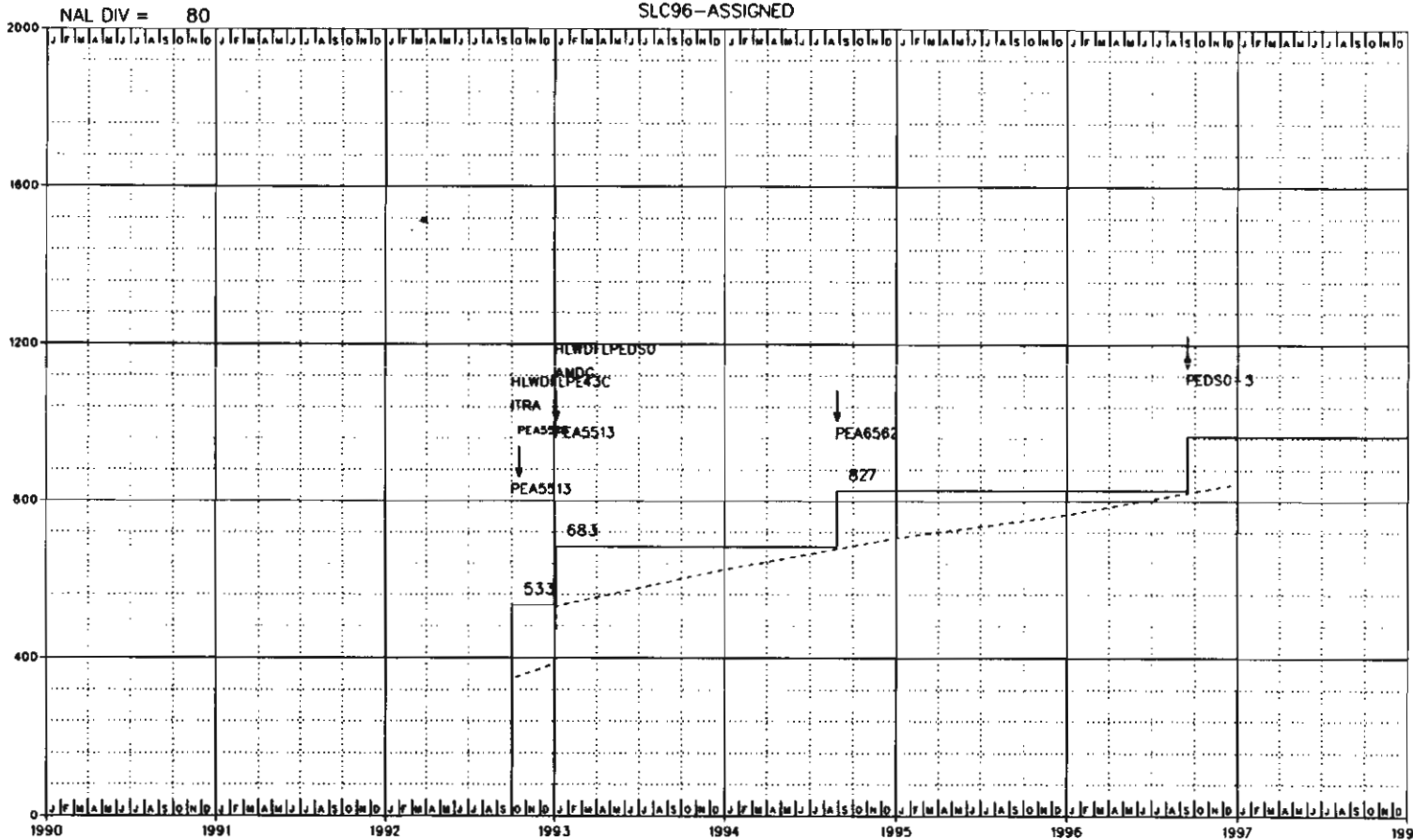
PE050-3  
EVT1  
09/15/96  
09/15/96  
09/15/96  
04/27/96  
GA

ANALOG SECTION -----

NAL TRANS	42500			-6400						
NAL CAP TC		50700	50700		-8300	42400	500	42900	1600	44500
LNS		45400	45400		-8600	36800	600	37400	1400	38800
ML		45400	45400			36800	600	37400	1400	38800
LINE UNITS		97	97			81	1	82	3	85
INST. LNS		51200	51200		-9728	41472	512	41984	1536	43520
URV ASSGN		768	768		-146	622	8	630	23	653
%FILL		90.02			90.09		90.44		90.51	
ALNCAP LNS		45400	45400		-8600	36800	600	37400	1400	38800
AENG CCS NAL		3.25			3.25		3.25		3.25	
ANLG DEF LNS		0	0			0		0		0
ISON CAP TC		300	300			300		300	-100	200
ISON CAP LNS		200	200			200		200		200
ISON CAP ML		200	200			200		200		200
ISON LN MOD		0	0			0		0		0
ISON INS LNS		200	200			200		200		200
ISON URV LNS		0	0			0		0		0
ISON %FILL		100.00			100.00		100.00		100.00	
ISON ENG CCS		14.00			14.00		14.00		20.00	

DIGITAL SECTION -----

NAL TRANS	18000			6400						
NAL CAP TC		50100	50100		10600	60700	13000	73700	12500	86200
LNS		25600	25600		8700	34300	7100	41400	8800	50200
ML		25600	25600			34300	7100	41400	8800	50200
LINE UNITS		89	89			104	24	128	23	151
INST. LNS		51264	51264		14400	65664	13824	79488	13248	92736
URV ASSGN		96	96			96		96		96
%FILL		50.03			52.16		52.15		54.19	
DLNCAP LNS		25600	25600		8700	34300	7100	41400	8800	50200
DENG CCS NAL		3.25			3.25		3.25		3.25	
CAP SLC SYS		533	533		150	683	144	827	138	965
ENG SLC MO 1		473	473		138	611	-31	580	35	615
ENG SLC MD2		60	60		12	72	175	247	103	350
DEF SLC SYS		0	0			0		0		0
CAP URBN SYS		0	0			0		0		0
DEF URBN SYS		0	0			0		0		0
CAP DMS112		0	0			0		0		0
SLC DLU		89	89		15	104	24	128	23	151
URBAN DLU		0	0			0		0		0



NOTES:

REASON FOR REISSUE:  
2943 61 NW 98TH AVENUE  
PEMBROKE PNS

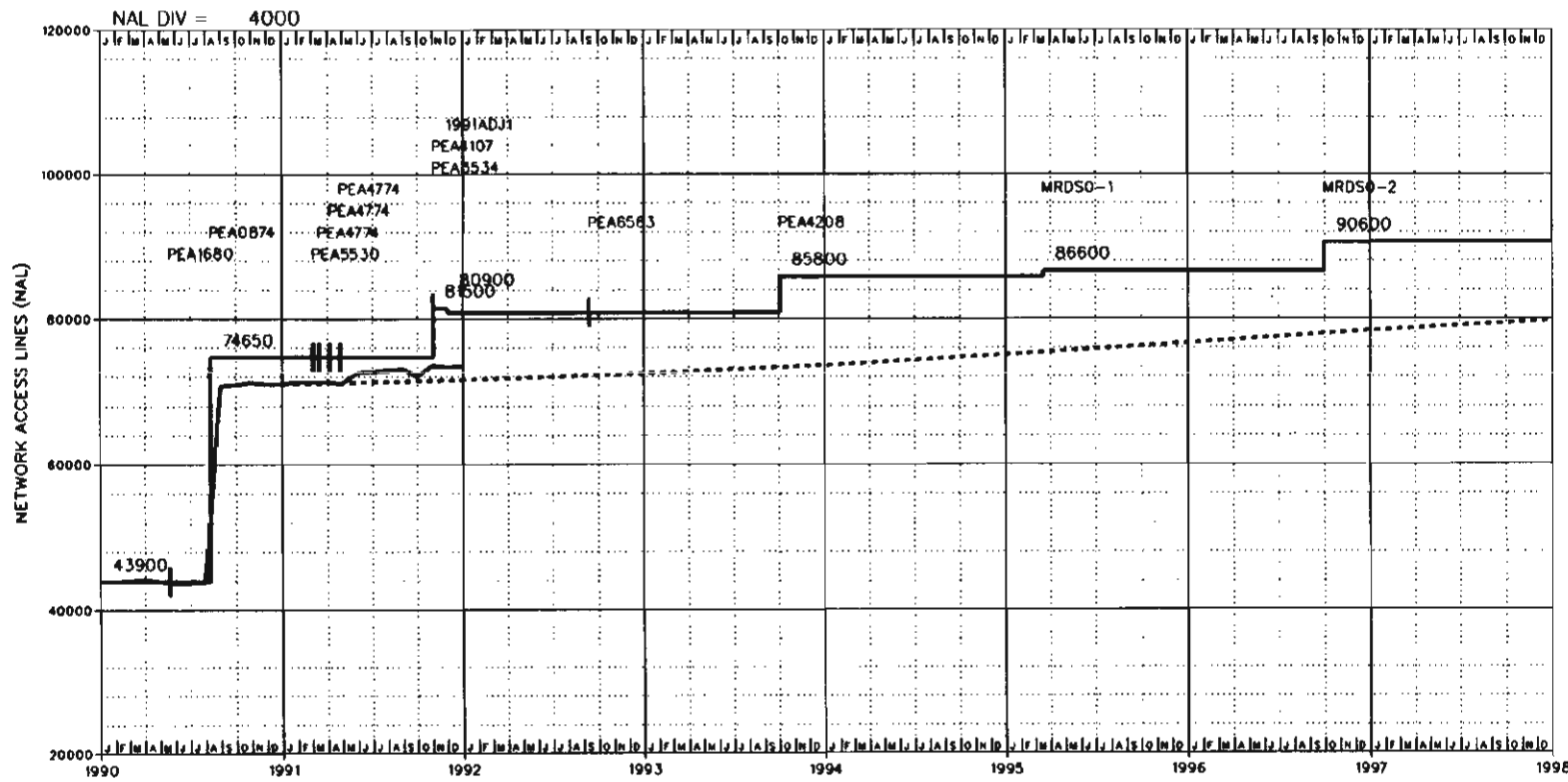
DATE OF ISSUE: 01/14/92  
EXCHANGE: HOLLYWOOD  
DATABASE: LIVE  
EQ TYPE: 5ES  
NXX: 431F 432F 433F 434F 435F  
436F 437F 680F

BUILDING: HLWDFLPE STATE: FL  
LATA: SOEY/480  
COMPANY: SBEL AREA: SBFX  
DIVISION: SOUT DISTRICT: SOBR  
EXHAUST: 12/3/99  
CONTACT: RJBOLTZ  
NUMBER: NSGRUNDIG

YEAR	1990	1991	1992	1993	1994	1995	1996	1997
DEMAND/GAIN				385 (F) 240	625 (F) 80	705 (F) 60	765 (F) 80	845 (F)
SLC MODE IC				0	0	0	0	0
SLC MODE IF				354	514	544	564	584
SLC MODE 2C				0	0	0	0	0
SLC MODE 2F				31	111	161	201	261

ENYTY: HLWDFLPEDSO CHART: 4.2





NOTES:

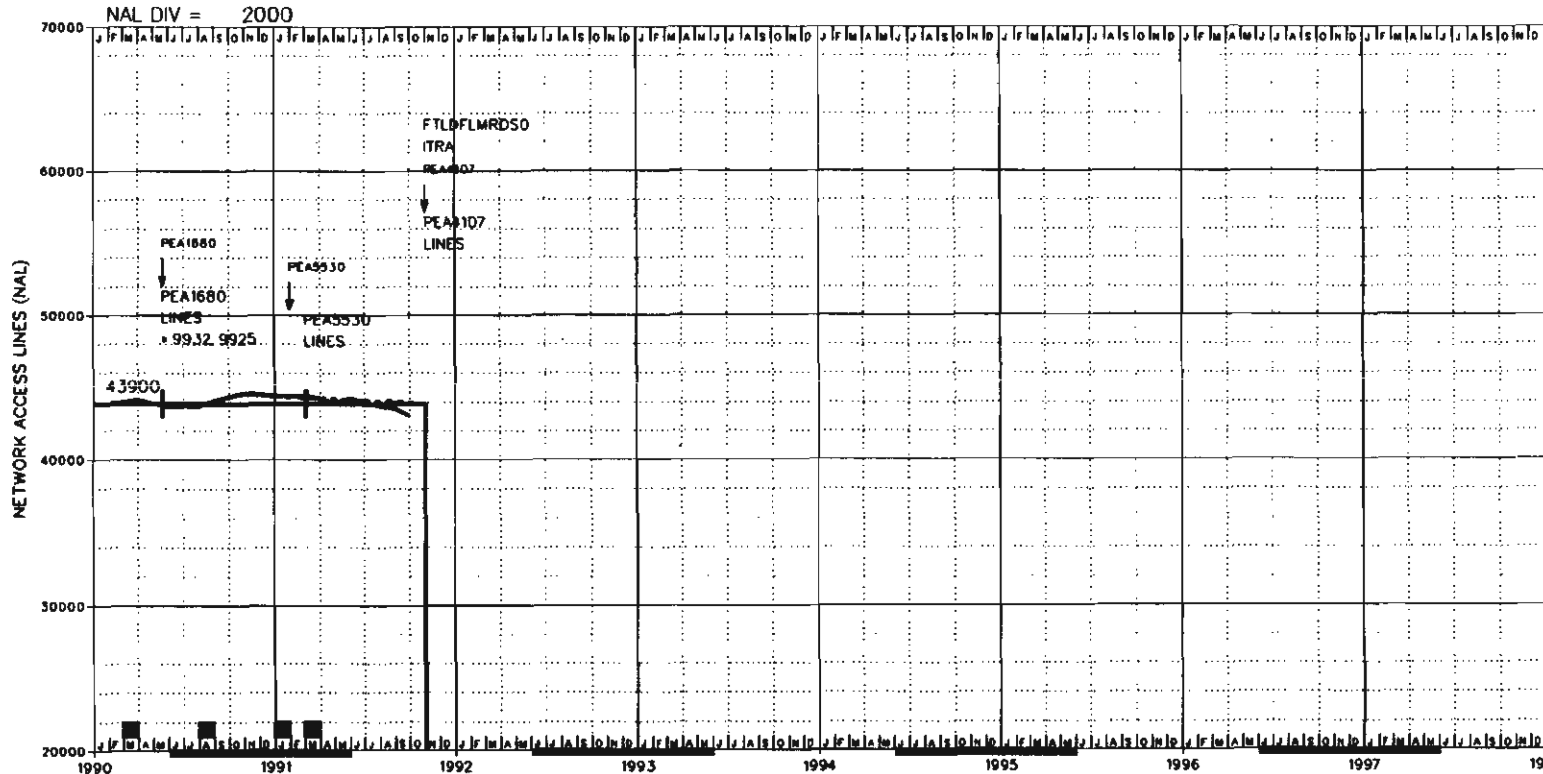
REASON FOR REISSUE:

DATE OF ISSUE: 01/14/92  
 EXCHANGE: FORT LAUDERDALE  
 DATABASE: LIVE

BUILDING: FTLOFLMR STATE: FL  
 LATA: SOE1460  
 COMPANY: SBEL AREA: SBFX  
 DIVISION: SOUT DISTRICT: SOBR  
 EXHAUST: 12/31/99

YEAR	1990		1991		1992		1993		1994		1995		1996		1997	
NAL/GAIN	43813	27183	70996	565	71561	860	72421	1082	73503	1461	74964	1614	76578	1768	78346	1397
NAL/LN RATIO																

BUILDING: FTLDFLMR CHART: 5.0



NOTES:  
 9925 VMS  
 9932 100% AMA RECORDING

REASON FOR REISSUE:  
 2945 211 NE 2ND STREET  
 FT LAUDERDALE

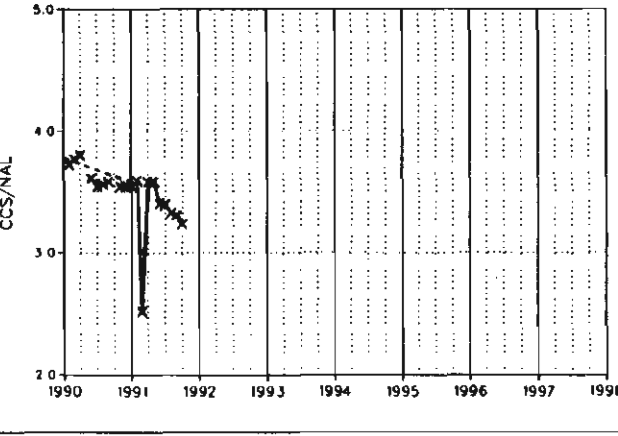
DATE OF ISSUE: 01/14/92  
 EXCHANGE: FORT LAUDERDALE  
 DATABASE: LIVE  
 EO TYPE: 1AES  
 NXX:

BUILDING: FTLDFLMR STATE: FL  
 LATA: SOE1/460  
 COMPANY: SBEL AREA: SBFX  
 DIVISION: SOUT DISTRICT: SOBR  
 EXHAUST: 12/31/99  
 CONTACT: SKHARWELL  
 NUMBER: DWJOHNSON  
 EQ ENGINEER

E. A. DATE 03/25/85  
 OIR CLOSE 12/14/90  
 OIR DELIVER 03/04/91  
 NAL FCST 01/31/91  
 CCS FCST 08/15/91  
 ENTITY CUT 11/02/75  
 ENTITY TERM 11/02/91  
 LATEST NAL 43016  
 SWITCH HOST  
 ENTITY:

CHART:  
 FTLDFLMR46E 5.2

YEAR	1990	1991	1992	1993	1994	1995	1996	1997	1998
NAL	43813 (A)	44437 (A)							
LINES	43813	44437							
CCS/NAL	3.78	3.58							
CCS STATUS	A	A							
NAL/LN RATIO	1.00000	1.00000							
SVC.	1990	1991	1992	JOBNUM	RDYSD	REQSD	SHIP		
DTS	0000000000	0000000000	0000000000	PEA1680	03/20/90	03/20/90	01/06/90		
IML	0000000000	0000000000	0000000000	PEA5530	03/03/91	02/01/91	02/16/91		
%IFFM				PEA4107	11/02/91	11/02/91	03/08/91		



REPORT: PARTB  
 PAGE: 1 OF 1  
 BUILDING: FT LAUD MAIN RELIABILITY: FTLOFLMR46E  
 ENT CUT: 11/02/75 ENT TERM: 11/02/91

LSDF SYSTEM  
 GRAPHIC PART B VERSION 1.00  
 DATABASE: LIVE

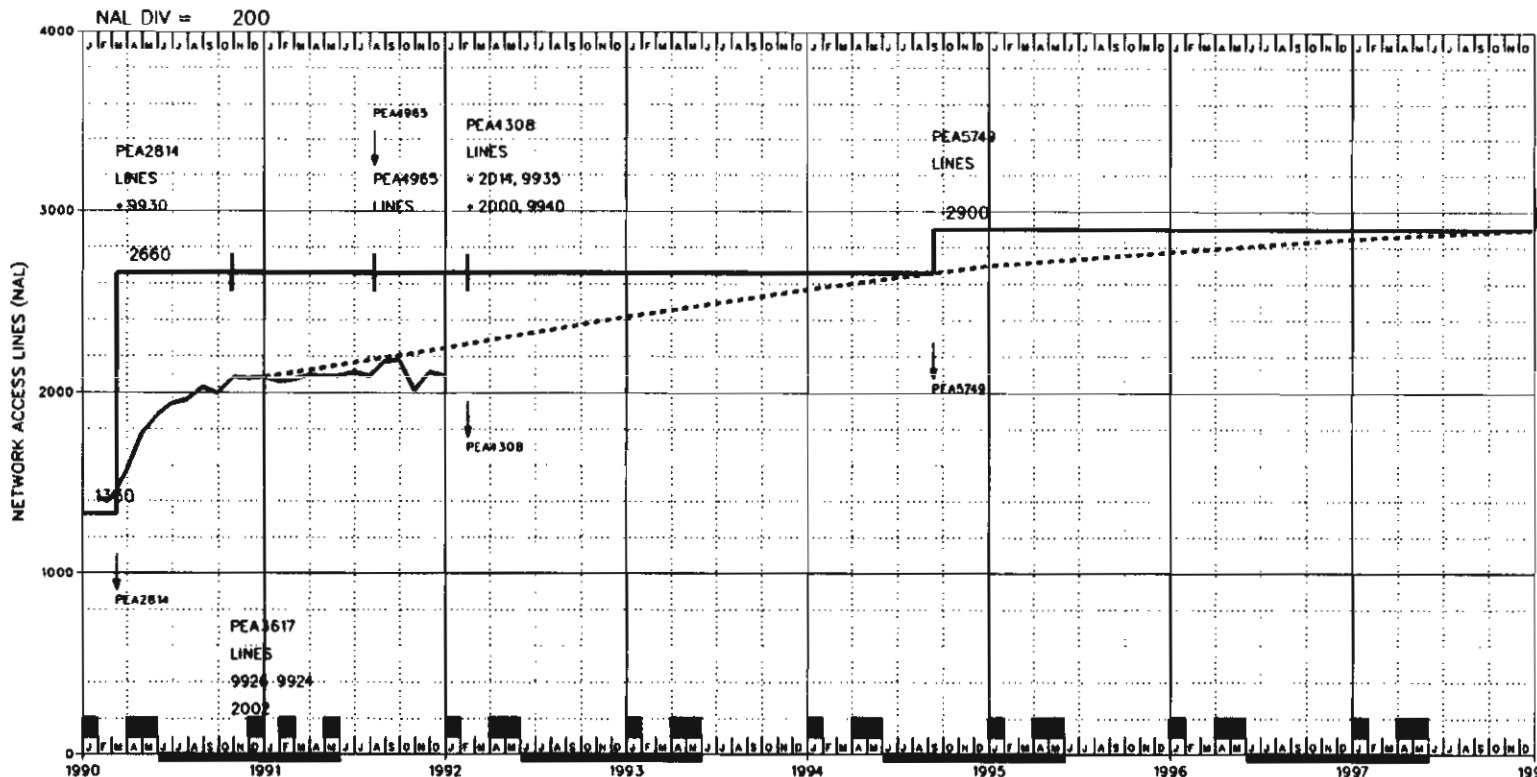
DATE: 01/14/92  
 TIME: 19:01:07  
 CHART NO.: 5.2  
 EO TYPE: IAES

JOB/ADJ/AT	PER1680	PER5530	1991AT1	PER4107
EVENT-NUM	EVT1	EVT1		EVT1
EVENT-DATE	05/20/90	03/03/91	11/02/91	11/02/91
ROYSD/TDATE	05/20/90	03/03/91	11/02/91	11/02/91
REOSD	05/20/90	02/01/91	##/##/##	11/02/91
CAP EXH.	##/##/##	##/##/##	##/##/##	##/##/##
SHIP DATE	01/06/90	02/16/91	##/##/##	03/08/91
JOB DESC.	TKS	MISC	ITRA	01SP
NAL TRANS			-43900	
TRANS ENT			FTLOFLMR0SO	
LSEI	LL1A0	LL1A0		
NAL CAP SE	4400	53400	53400	-53400 0
TC	13200	63600	63600	-63600 0
LNS		43900	43900	-43900 0
NOS		62000	62000	-62000 0
ML		43900	43900	-43900 0
CNTRX CAP		3000	3000	-3000 0
INST. NOS		110000	110000	-110000 0
UAV ASSGN		37029	37029	-37029 0
%FNOS	85.00	85.00		
INST. LNS		51200	51200	-51200 0
UAV ASSGN		1280	1280	-1280 0
%TOTAL FILL	88.00	88.00		
LNCAP IN LNS		43900	43900	-43900 0
SIZING DATE	07/06/89	12/01/90		08/15/90
NDD QUE	03/04/89	12/05/90		06/30/90
TELCO QUE	07/01/89	12/22/90		10/27/90
TURNOVER	05/20/90	03/03/91		11/02/91
GENERIC SVC				
GENERIC	1AE10	1AE1D		
CONC RATIO	3:1	3:1		
ENG LSF				
ENG CCS/NAL	4.00	4.00		0.00
DESIGN 85				
MRAJ	0.00	0.00		0.00
PROCESSOR		55400	55400	-55400 0
CAP TRUNK	40	320	320	-320 0
OGTL TK UNIT	2			0
LLN/LT/SM/NM		17	17	-17 0
LSR/LTS/##/				0
LSH/##/L32		100	100	-100 0
TSC/##/T55/NP		64	64	-64 0
TLN/##/L64		2048	2048	-2048 0
TOT FR5/SHL	2	0	0	0
REUSE FR/SHL	1	0	0	0
GROSS ADDNS	86	0	0	0
EXT JOB DESC	OCT. CPD/ICL	1AE10.09/ICB		RETIRE/46E
%CTOIP	9.00	9.00		

JOB CAT. T

M

0



NOTES:  
 2000 CALL RETURN PLUS  
 2002 RACF  
 2014 FLEXIBLE ANI  
 9924 TOUCHSTAR PHASE II  
 9926 CCS ACCESS CAPABILITY  
 9930 CALLER ID (ICLID & CND)  
 9935 1+ COIN EQUAL ACCESS  
 9940 CALL FWD-DONT-ANSWER  
 AFTER CALL WAITING  
 2055 ZERO DIGITAL LINES  
 FORECASTED

REASON FOR REISSUE:  
 2947 BLDG C ROOM 1011  
 FTLD AIRPORT

DATE OF ISSUE: 01/14/92  
 EXCHANGE: FORT LAUDERDALE  
 DATABASE: LIVE  
 EQ TYPE: 5RSM  
 NXX:  
 359

BUILDING: FTLDLAP STATE: FL  
 LATA: SOET/460  
 COMPANY: SBEL AREA: SBFX  
 DIVISION: SOUT OISTRCT. SOBR  
 EXHAUST: \*\*/\*\*/  
 CONTACT: SKHARWELL  
 NUMBER: NSGRNOIG  
 EQ ENGINEER JOHN WALKER

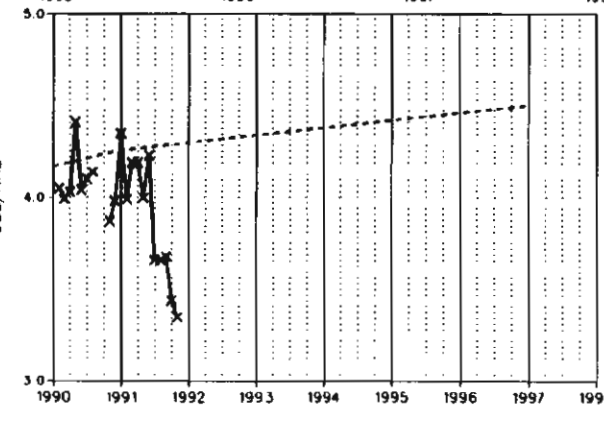
E. A. DATE 08/15/87  
 DIR CLOSE 12/16/91  
 DIR DELIVER 03/30/92  
 NAL FCST 05/29/91  
 CCS FCST 08/15/91  
 ENTITY CUT 08/15/87  
 ENTITY TERM 01/01/99  
 LATEST NAL 2093  
 SWITCH HOST FTLDLOADSO  
 ENTITY: CHART:

FTLDLAPRSO 5.3

YEAR	1990	1991	1992	1993	1994	1995	1996	1997	1998
NAL	1395 (A)	2086 (A)	2244 (F)	2419 (F)	2569 (F)	2699 (F)	2774 (F)	2849 (F)	2899 (F)
LINES	1395	2086	2244	2419	2569	2699	2774	2849	2899
CCS/NAL	4.17	4.26	4.30	4.34	4.38	4.42	4.46	4.50	
CCS STATUS	A	A							

NAL/LN RATIO	1.00000	1.00000	1.00000	1.00000	1.00000	1.00000	1.00000	1.00000	1.00000
--------------	---------	---------	---------	---------	---------	---------	---------	---------	---------

SVC.	1990	1991	1992	JOBNUM	RDYSD	REQSD	SHIP
DTS				PEA2814	03/11/90	03/11/90	01/20/90
				PEA3617	10/28/90	10/28/90	07/14/90
				PEA4965	08/10/91	08/10/91	05/11/91
IML				PEA4308	02/16/92	02/16/92	11/02/91
				PEA5749	09/12/94	09/12/94	07/10/94
%IFFM				AP-2	03/19/96	03/19/96	01/14/96



REPORT: PART B  
 PAGE: 1 OF 2  
 BUILDING: FTLO AIRPORT  
 ENT CUT: 08/15/87

ENTITY: FTLOFLAPRSO  
 ENT TERM: 01/01/99

LSOF SYSTEM  
 GRAPHIC PART B VERSION 1.00  
 DATABASE: LIVE

DATE: 01/14/92  
 TIME: 19:01:07  
 CHART NO.: 5.3  
 EQ TYPE: SRSB

JOB/AOJ/AT PER2814  
 EVENT-NUM EVT1  
 EVENT-DATE 03/11/90  
 ROYSD/TOATE 03/11/90  
 REGSO 03/11/90  
 CAP EXH. ###/###/###  
 SHIP DATE 01/20/90  
 JOB DESC. GA  
 NAL TRANS  
 TRANS ENT  
 LSEI  
 NAL CAP SE NTH 1010 2890  
 TC 450 2890  
 LNS 1330 2660  
 NOS -3460 3940  
 HL 1330 2660  
 CNTRX CAP 920  
 INST. NOS 10000  
 UAV ASSGN 4075 5360  
 %FNOS 85.00  
 INST. LNS 1536 3072  
 UAV ASSGN 23 46  
 %TOTAL FILL 88.00  
 LNCAP IN LMS 1330 2660  
 SIZING DATE 02/23/89  
 NOO DUE 05/06/89  
 TELCO DUE 07/22/89  
 TURNOVER 03/11/90  
 GENERIC SVC  
 GENERIC  
 CONC RATIO 5E5 6:1  
 ENG LSF  
 ENG CCS/NAL 4.57  
 DESIGN BS  
 MRAJ 54.08  
 PROCESSOR  
 CAP TRUNK  
 OGTL TK UNIT  
 LLN/LT/SM/NM 1 2  
 LSR/LTS/=/# 0  
 LSH/=/#/L32 0  
 TSC/=/#TSS/NP 4 9  
 TLN/=/#/L64 10 19  
 TOT FRS/SHL 4  
 REUSE FR/SHL 0  
 GROSS AODNS 452  
 EXT JOB DESC GROWTH/+CTO  
 %CTOIP 9.00

1990ATI  
 04/29/90  
 04/29/90  
 ###/###/###  
 ###/###/###  
 ###/###/###  
 07/14/90  
 GEN CHG  
 646  
 FTLOFLMR76A

PER3617  
 EVT1  
 10/28/90  
 10/28/90  
 10/28/90  
 ###/###/###  
 ###/###/###  
 07/14/90  
 GEN CHG  
 NTH  
 2890  
 2890  
 2660  
 3940  
 2660  
 920  
 10000  
 5360  
 85.00  
 3072  
 46  
 88.00  
 2660  
 02/23/89  
 09/23/89  
 02/10/90  
 10/28/90  
 SE6  
 6:1  
 4.57  
 0.00  
 2  
 9  
 19  
 0  
 0  
 0  
 172  
 SE6/GENERIC  
 9.00

PER4965  
 EVT1  
 08/10/91  
 08/10/91  
 08/10/91  
 ###/###/###  
 ###/###/###  
 05/11/91  
 TK5  
 NTH  
 870 3760  
 870 3760  
 2660  
 3940  
 2660  
 920  
 10000  
 5360  
 85.00  
 -256 2816  
 -4 42  
 96.00  
 2660  
 02/11/91  
 01/31/91  
 03/02/91  
 08/10/91  
 SE6  
 4:1  
 4.30  
 0.00  
 0  
 2  
 3 12  
 5 24  
 0  
 0  
 0  
 172  
 3/LU'S/S/UMB  
 1.00

PER4308  
 EVT1  
 02/16/92  
 02/16/92  
 02/16/92  
 ###/###/###  
 ###/###/###  
 11/02/91  
 GEN  
 NTH  
 3760  
 3760  
 2660  
 3940  
 2660  
 920  
 10000  
 5360  
 85.00  
 2816  
 42  
 96.00  
 2660  
 02/11/91  
 04/13/91  
 06/01/91  
 02/16/92  
 SE7  
 4:1  
 4.30  
 0.00  
 0  
 2  
 0  
 0  
 12  
 24  
 0  
 0  
 15  
 SE7  
 1.00

PER5749  
 EVT1  
 09/12/94  
 09/12/94  
 09/12/94  
 ###/###/###  
 ###/###/###  
 07/10/94  
 GA  
 NTH  
 270 4030  
 270 4030  
 240 2900  
 240 2900  
 240 2900  
 920  
 10000  
 5360  
 85.00  
 256 3072  
 4 46  
 96.00  
 2900  
 07/16/91  
 11/07/93  
 01/16/94  
 09/12/94  
 SE7  
 4:1  
 4.38  
 42.18  
 2  
 0  
 0  
 0  
 1 13  
 0 24  
 1  
 0  
 54  
 GROWTH/1 LU  
 1.00

JOB CAT. A

C

T

G

A

REPORT: PARTB  
PAGE: 2 OF 2  
BUILDING: FILD AIRPORT  
ENT CUT: 08/15/87

ENTITY: FILDFLAPRSO  
ENT TERM: 01/01/99

LSDF SYSTEM  
GRAPHIC PART B VERSION 1.00  
DATABASE: LIVE

DATE: 01/14/92  
TIME: 19:01:07  
CHART NO.: 5.3  
EQ TYPE: SRSM

JOB/AOJ/AT AP-2  
EVENT-NUM EVT1  
EVENT-DATE 03/19/98  
ROYSO/TOATE 03/19/98  
REQSD 03/19/98  
CAP EXH. ■■/■■/■■  
SHIP DATE 01/14/98  
JOB DESC. GA  
NAL TRANS  
TRANS ENT  
LSEI  
NAL CAP SE NTW 4360  
TC 330 4360  
LNS 250 3150  
NOS 3940  
ML 250 3150  
CNTRX CAP 20 940  
INST. NOS 10000  
UAV ASSGN 5360  
%FNOS 85.00  
INST. LNS 256 3328  
UAV ASSGN 4 50  
%TOTAL FILL 96.00  
LNCAP IN LNS 250 3150  
SIZING DATE 07/16/91  
NOO DUE 05/14/97  
TELCO DUE 07/23/97  
TURNOVER 03/19/98  
GENERIC SVC  
GENERIC 5E7  
CONC RATIO 4:1  
ENG LSF  
ENG CCS/NAL 4.38  
DESIGN BS  
MRAJ 0.00  
PROCESSOR  
CAP TRUNK  
DGTL TK UNIT 0  
LLN/LT/SM/NM 2  
LSR/LTS/■/■ 0  
LSH/■/■/L32 0  
TSC/■/TSS/NP 1 14  
TLN/■/■/L64 24  
TOT FR/SHL 0  
REUSE FR/SHL 0  
GROSS AODNS 60  
EXT JOB DESC GROWTH/1/LU  
%CTOIP 1.00

JOB CAT. A



REPORT: PARTB  
PAGE: 2 OF 2  
BUILDING: FTLD AIRPORT  
ENT CUT: 08/15/87

ENTITY: FTLDLAPRSO  
ENT TERM: 01/01/99

LSDP SYSTEM  
DIGITAL PART B VERSION 1.00  
DATABASE: LIVE

DATE: 01/14/92  
TIME: 19:01:07  
CHART NO.: 5.3  
EQ TYPE: SRSM

JOB/AOJ/AT AP-2  
EVENT-NUM EVT1  
EVENT-DATE 03/19/98  
RDYSD/TDATE 03/19/98  
REQSD 03/19/98

CAP EXH. \*\*/\*\*/\*\*  
SHIP DATE 01/14/98  
JOB QESC. GA  
TRANS ENT

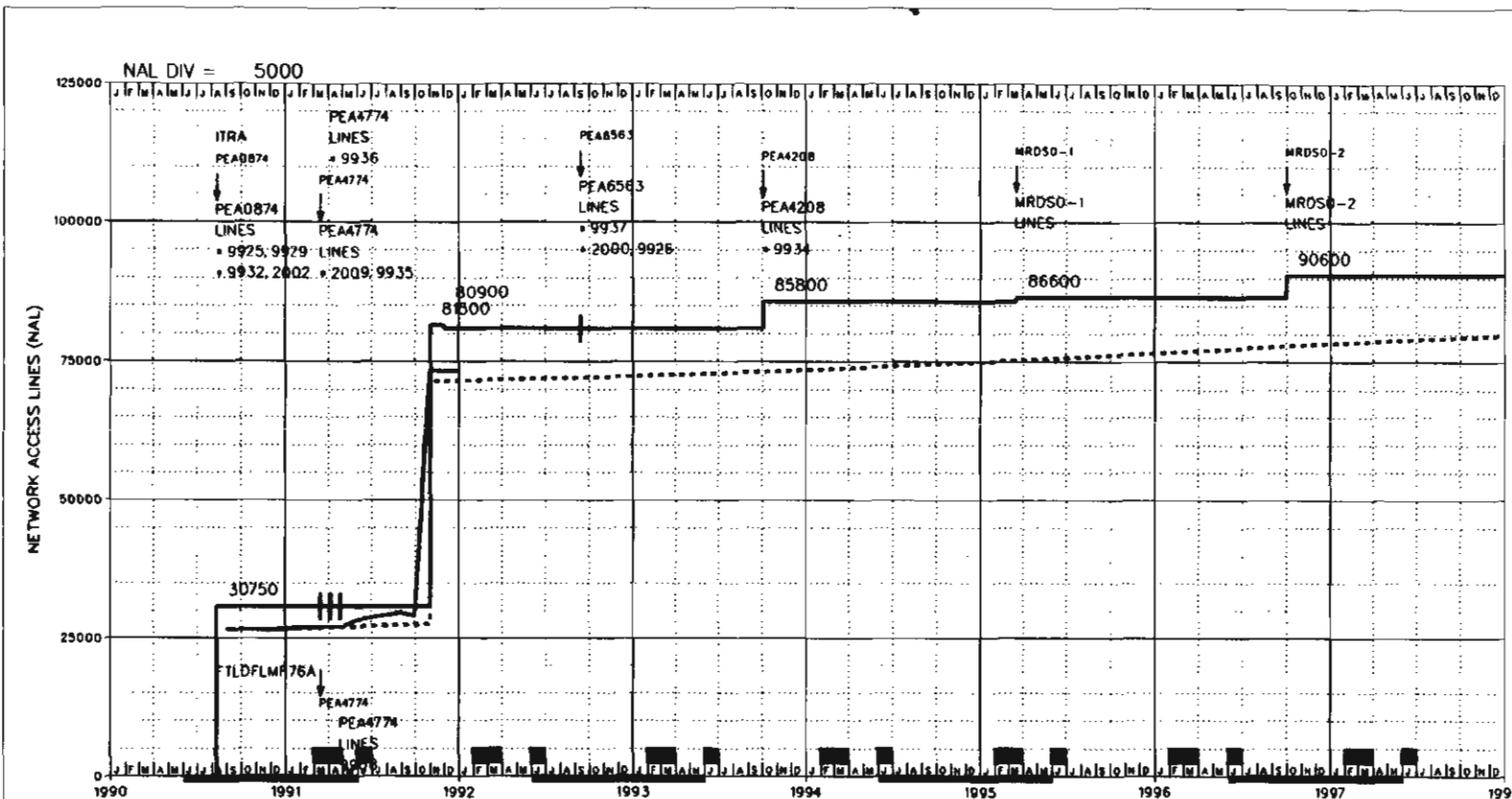
ANALOG SECTION -----

NAL TRANS		
NAL CAP TC	330	4360
LNS	250	3150
ML	250	3150
LINE UNITS		13
INST. LNS	256	3328
URV ASSGN	4	50
%FILL	96.00	
ALNCAP LNS	250	3150
RENG CCS NAL	4.38	
ANLG DEF LNS		
ISDN CAP TC		
ISDN CAP LNS		
ISDN CAP ML		0
ISDN LN MOD		
ISDN INS LNS		
ISDN URV LNS		
ISDN %FILL		
ISDN ENG CCS		

DIGITAL SECTION -----

NAL TRANS		
NAL CAP TC		
LNS		
ML		
LINE UNITS		0
INST. LNS		
URV ASSGN		
%FILL		
DLNCAP LNS		
DENG CCS NAL		
CAP SLC SYS		
ENG SLC MO 1		
ENG SLC MO 2		
DEF SLC SYS		
CAP URBN SYS		
DEF URBN SYS		
CAP DMS112		
SLC OLU		
URBAN DLU		





NOTES:  
 2000 CALL RETURN PLUS  
 2002 RACF  
 2009 WARM LINE  
 2011 ACD-NMR  
 2104 FLEXIBLE ANI  
 2111 ISDN EQUIPPED  
 9908 E911  
 9925 VMS  
 9926 CCS ACCESS CAPABILITY  
 9929 TOUCHSTAR PHASE I & II  
 9932 100% AMA RECORDING  
 9934 ADVANCED INTELLIGENT  
 NTWK (AIN) - REL. 0  
 9935 1+ COIN EQUAL ACCESS  
 9936 ENHANCED NETWORK (ENETS)  
 9937 CARRIER IDENT. CODE  
 (CIC) EXPAN. (FG B)  
 9938 ISDN PRIMARY RATE  
 INTERFACE (PRI)

REASON FOR REISSUE:  
 2945 211 NE 2ND STREET  
 FT LAUDERDALE

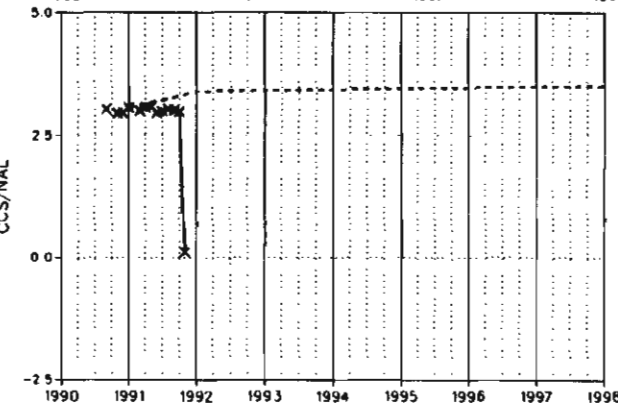
DATE OF ISSUE: 01/14/92  
 EXCHANGE: FORT LAUDERDALE  
 DATABASE: LIVE  
 EQ TYPE: D100  
 NXX:  
 355S 356S 357S 462 463 467  
 468S 521S 522 523 524 525  
 527 528S 679S 728 760 761  
 BUILDING: FTLDFLMR STATE: FL  
 LATA: SOET/460  
 COMPANY: SBEL AREA: SBFX  
 DIVISION: SOUT DISTRICT. SOBR  
 EXHAUST: 12/31/99  
 CONTACT: SKHARWELL  
 NUMBER: ENADJI  
 EQ ENGINEER: JDWALKER

E. A. DATE: 08/12/90  
 DIR CLOSE: 12/16/91  
 DIR DELIVER: 03/30/92  
 NAL FCST: 05/29/91  
 CCS FCST: 06/28/91  
 ENTITY CUT: 08/11/90  
 ENTITY TERM: 01/01/99  
 LATEST NAL: 73348  
 SWITCH HOST  
 ENTITY: CHART:  
 FTLDFLMRDSO 5.4

YEAR	1990	1991	1992	1993	1994	1995	1996	1997	1998
NAL	0 (F)	26559 (A)	71561 (F)	72421 (F)	73503 (F)	74964 (F)	76578 (F)	78346 (F)	79743 (F)
LINES		26559	71561	72421	73503	74964	76578	78346	79743
CCS/NAL	0.00	3.06	3.40	3.42	3.44	3.46	3.48	3.50	3.52
CCS STATUS		A							
NAL/LN RATIO		1.00000	1.00000	1.00000	1.00000	1.00000	1.00000	1.00000	1.00000
SVC.									
DTS		OOOO	OOOO	OOOO	OOOO	OOOO	OOOO	OOOO	OOOO
IML									
%IFFM									

JOBNUM	RDYSO	REQSD	SHIP
PEA0874	08/11/90	08/11/90	01/03/90
PEA4774	03/15/91	03/15/91	01/18/91
PEA4774	04/05/91	03/15/91	01/18/91
PEA4774	04/26/91	03/15/91	01/18/91
PEA3534	11/02/91	11/02/91	01/18/91
PEA8563	08/13/92	09/13/92	07/31/92
PEA420B	10/03/93	10/03/93	05/28/93
MRDSO-1	03/18/95	03/18/95	11/10/94



REPORT: PARTB

PAGE: 1 OF 2

BUILDING: FT LAUD MAIN RELIEMTITY: FTLOFLMROSO

ENT CUT: 08/11/90

ENT TERM: 01/01/99

LSDF SYSTEM  
GRAPHIC PART 8 VERSION 1.00  
DATABASE: LIVE

DATE: 01/14/92

TIME: 19:01:07

CHART NO.: 5.4

EQ TYPE: D100

JOB/AOJ/AT 1990AT1  
EVENT-NUM  
EVENT-DATE 08/11/90  
RDYSO/TOATE 08/11/90  
REQSO \*\*/\*\*/\*\*  
CAP EXH. \*\*/\*\*/\*\*  
SHIP DATE \*\*/\*\*/\*\*  
JOB DESC. ITRA  
NAL TRANS 28000  
TRANS ENT FTLOFLMR76A

PEA0874  
EVT1  
08/11/90  
08/11/90  
08/11/90  
01/16/91  
01/05/90  
REPL

PEA4774  
EVT1  
03/15/91  
04/26/91  
03/15/91  
\*\*/\*\*/\*\*  
01/18/91  
GEN

PEA4774  
EVT2  
04/05/91  
04/26/91  
03/15/91  
\*\*/\*\*/\*\*  
01/18/91  
E-NET

PEA4774  
EVT3  
04/26/91  
04/26/91  
03/15/91  
\*\*/\*\*/\*\*  
01/18/91  
E-911

1991AT1  
11/02/91  
11/02/91  
\*\*/\*\*/\*\*  
\*\*/\*\*/\*\*  
ITRA  
43900  
FTLOFLMR46E

LSEI

NAL CAP SE  
TC  
LNS  
NOS  
HL

CNTRX CAP  
INST. NOS  
UAV ASSGN  
%FNOS  
INST. LNS  
UAV ASSGN  
%TOTAL FILL  
LNCAP IN LNS  
SIZING DATE  
NOO QUE  
TELCO QUE  
TURNOVER

GENERIC SVC  
GENERIC  
CONC RATIO  
ENG LSF  
ENG CCS/NAL  
DESIGN BS  
MRAJ  
PROCESSOR  
CAP TRUNK  
DGTL TK UNIT  
LLN/LI/SM/NM  
LSR/LTS/\*\*/  
LSH/\*\*/L32  
TSC/\*\*/TSS/NP  
TLN/\*\*/L64  
TOT FRG/SHL  
REUSE FR/SHL  
GROSS ROOMS  
EXT JOB DESC  
%CTOIP

OR  
34700 34700  
47800 47800  
30750 30750  
41800 41800  
30750 30750  
2940 2940  
110000 110000  
60880 60880  
85.00  
37632 37632  
614 614  
83.10  
30750 30750  
02/22/89  
05/27/89  
09/01/89  
05/25/90  
BCS-30  
4  
3.72  
14.72  
56500 56500  
240 240  
12  
7 7  
0  
422 422  
540 540  
72  
0  
6422  
DGTL/REPL  
9.00

OR  
34700  
47800  
30750  
41800  
30750  
2940  
110000  
60880  
85.00  
37632  
614  
83.13  
30750  
08/15/90  
08/11/90  
10/06/90  
04/26/91  
BCS-31  
4  
3.72  
8.34  
0  
7  
0  
422  
540  
0  
0  
0  
0  
GENERIC  
9.00

DR  
34700  
47800  
30750  
41800  
30750  
2940  
110000  
60880  
85.00  
37632  
614  
83.13  
30750  
08/15/90  
08/11/90  
10/06/90  
04/26/91  
BCS-31  
4  
3.72  
0.00  
56500  
240  
0  
-6 1  
0  
-415 7  
0 540  
0  
0  
0  
E-NET/RETRO  
9.00

DR  
34700  
10900 58700  
30750  
41800  
30750  
2940  
110000  
60880  
85.00  
3168 40800  
614  
76.57  
30750  
08/15/90  
08/11/90  
10/06/90  
04/26/91  
BCS-31  
4  
3.39  
6.01  
41700 98200  
20 260  
1  
1  
0  
8  
540  
4  
0  
1164  
E911/TKS/OLN  
9.00

JOB CAT.

I

G

M

M

REPORT: PART B

PAGE: 2 OF 2

BUILDING: FT LAUD MAIN RELIERTITY: FTLOFLMROSO

ENT CUT: 08/11/90

ENT TERM: 01/01/99

LSDF SYSTEM  
GRAPHIC PART B VERSION 1.00  
DATABASE: LIVE

DATE: 01/14/92

TIME: 19:01:07

CHART NO.: S.4

EQ TYPE: 0100

JOB/AOJ/AT	PER3534	1991ADJ1	PER6563	PER4208	MROSO-1	MROSO-2
EVENT-NUM	EVT1	EVT1	EVT1	EVT1	EVT1	EVT1
EVENT-DATE	11/02/91	12/01/91	09/13/92	10/03/93	03/18/95	10/01/96
ROYSO/TOATE	11/02/91	12/01/91	09/13/92	10/03/93	03/18/95	10/01/96
REQSO	11/02/91	12/01/91	09/13/92	10/03/93	03/18/95	10/01/96
CAP EXH.	01/18/91	01/18/91	07/31/92	05/28/93	11/10/94	05/26/96
SHIP DATE	REPL	OFL	GENERIC	GA	GA	GA
JOB DESC.						
NAL TRANS						
TRANS ENT						
LSEI	OR	OR	OR	NTW	NTW	NTW
NAL CAP SE	63500 98200	2200 98200	98200 98200	79500 177700	5100 182800	11900 194700
TC	101700 160400	-600 162600	162600 162600	15100 177700	5100 182800	11900 194700
LNS	50750 81500	-600 80900	80900 80900	4900 85800	800 86600	4000 90600
NOS	70500 112300	-600 112300	112300 112300	4900 85800	800 86600	4000 90600
ML	50750 81500	-600 80900	80900 80900	4900 85800	800 86600	4000 90600
CNTRX CAP	4560 7500	7500 7500	7500 7500	7500 7500	7500 7500	7500 7500
INST. NOS	120000 230000	230000 230000	230000 230000	230000 230000	230000 230000	230000 230000
UAV ASSGN	37029 97909	97909 97909	97909 97909	97909 97909	97909 97909	97909 97909
%FNOS	85.00	85.00	85.00	85.00	85.00	85.00
INST. LNS	67040 107840	-576 107264	107264 107264	6560 113824	5696 119520	9312 128832
UAV ASSGN	3328 3942	3942 3942	3942 3942	-2598 1344	-96 1248	-58 1190
%TOTAL FILL	78.36	78.25	78.25	76.26	73.17	70.98
LNCAP IN LNS	50750 81500	-600 80900	80900 80900	4900 85800	800 86600	4000 90600
SIZING DATE	08/15/90	07/30/91	07/30/91	07/18/91	07/18/91	07/18/91
NOO DUE	06/30/90	04/11/92	04/11/92	10/12/92	03/27/94	10/11/95
TELCO DUE	10/27/90	06/20/92	06/20/92	02/08/93	07/24/94	02/07/96
TURNOVER	08/02/91	09/11/92	09/11/92	11/05/93	04/20/95	11/03/96
GENERIC SVC		09/13/92	09/13/92	10/03/93	03/18/95	10/01/96
GENERIC	BCS-32	BCS-32	BCS-34	BCS-36	BCS-39	BCS-42
CONC RATIO	4	4	4	4	3	3
ENG LSF						
ENG CCS/NAL	3.65	3.42	3.42	3.46	3.48	3.50
DESIGN BS						
MRAJ	23.03	0.00	0.00	17.45	18.50	0.00
PROCE55OR	30900 129100	129100 129100	129100 129100	16200 145300	24200 169500	20 169500
CAP TRUNK	240 500	500 500	500 500	20 520	20 540	20 560
GGTL TK UNIT	12	3	3	1	1	1
LLN/LI/SM/NM	2	3	3	3	3	3
LSR/LTS/						
LSH/	0	0	0	0	0	0
TSC/	24 32	32 32	32 32	-1 31	4 35	7 42
TLN/	800 1340	1340 1340	1340 1340	-40 1300	-100 1200	-60 1140
TOT FRS/SHL	81	0	0	11	13	16
REUSE FR/SHL	0	0	0	0	0	0
GROSS ROOMS	9161	3	3	1609	1050	1200
EXT JOB DESC	46E/CUTOVER			GROWTH	GROWTH	GROWTH
%CTDIP	8.72	8.72	8.72	8.72	8.72	8.75

JOB CAT. R

G

A

A

A



REPORT: PART B

PAGE: 1 OF 2

BUILDING: FT LAUD MAIN RELIANTITY: FTLDFLMRDSD  
ENT CUT: 08/11/90 ENT TERM: 01/01/99

LSDP SYSTEM  
DIGITAL PART B VERSION 1.00  
DATABASE: LIVE

DATE: 01/14/92  
TIME: 19:01:07  
CHART NO.: 5.4  
EQ TYPE: 0100

JOB/ADJ/AT 1990AT1  
EVENT-NUM  
EVENT-DATE 08/11/90  
ROYSO/TOATE 08/11/90  
REQSO  
CAP EXH.  
SHIP DATE  
JOB QESC.  
TRANS ENT FTLOFLMR76A

PEA0874  
EVT1  
08/11/90  
08/11/90  
08/11/90  
01/16/91  
01/05/90  
REPL

PEA4774  
EVT1  
03/15/91  
04/26/91  
03/15/91  
01/18/91  
01/18/91  
GEN

PEA4774  
EVT2  
04/05/91  
04/26/91  
03/15/91  
01/18/91  
01/18/91  
E-NEY

PEA4774  
EVT3  
04/26/91  
04/26/91  
03/15/91  
01/18/91  
01/18/91  
E-911

1991AT1  
11/02/91  
11/02/91  
11/02/91  
11/02/91  
11/02/91  
11/02/91  
ITRA  
FTLDFLMR46E

ANALOG SECTION -----

NAL TRANS 28000

NAL CAP TC

LNS

ML

LINE UNITS

INST. LNS

URV ASSGN

%FILL

ALNCAP LNS

RENG CCS NAL

ANLG DEF LNS

ISON CAP TC

ISON CAP LNS

ISON CAP ML

ISON LN MOD

ISON INS LNS

ISON URV LNS

ISON %FILL

ISON ENG CCS

42000 42000  
29900 29900  
29900 29900  
54 54  
34560 34560  
518 518  
87.90  
29900 29900  
3.72

42000 42000  
29900 29900  
29900 29900  
54 54  
34560 34560  
518 518  
87.90  
29900 29900  
3.72

42000 42000  
29900 29900  
29900 29900  
54 54  
34560 34560  
518 518  
87.90  
29900 29900  
3.72

4100 46100  
29900 29900  
29900 29900  
54 54  
34560 34560  
518 518  
87.90  
29900 29900  
3.39

41662

DIGITAL SECTION -----

NAL TRANS

NAL CAP TC

LNS

ML

LINE UNITS

INST. LNS

URV ASSGN

%FILL

OLNCAP LNS

RENG CCS NAL

CAP SLC SYS

ENG SLC MD 1

ENG SLC MD 2

DEF SLC SYS

CAP URBN SYS

DEF URBN SYS

CAP QMS112

SLC OLU

URBAN OLU

5800 5800  
850 850  
850 850  
8 8  
3072 3072  
96 96  
28.60  
850 850  
3.72  
31 31  
31 31  
0 0  
0 0  
0 0  
0 0  
8 8  
0 0

5800 5800  
850 850  
850 850  
8 8  
3072 3072  
96 96  
28.60  
850 850  
3.72  
31 31  
31 31  
0 0  
0 0  
0 0  
0 0  
8 8  
0 0

5800 5800  
850 850  
850 850  
8 8  
3072 3072  
96 96  
28.60  
850 850  
3.72  
31 31  
31 31  
0 0  
0 0  
0 0  
0 0  
8 8  
0 0

6800 12600  
850 850  
850 850  
8 8  
3072 6240  
96 96  
13.80  
850 850  
3.39  
33 64  
33 64  
0 0  
0 0  
0 0  
8 16  
0 0

2238

REPORT: PARTB

PAGE: 2 OF 2

BUILDING: FT LAUD MAIN RELIABILITY: FTLDFLMRDSD  
ENT CUT: 08/11/90 ENT TERM: 01/01/99

LSOF SYSTEM  
DIGITAL PART 8 VERSION 1.00  
DATABASE: LIVE

DATE: 01/14/92  
TIME: 19:01:07  
CHART NO.: S.4  
EQ TYPE: D100

JOB/ADJ/AT PEA3534  
EVENT-NUM EVT1  
EVENT-DATE 11/02/91  
RDYSD/TDATE 11/02/91  
REQSD 11/02/91

1991ADJ1  
EVT1  
12/01/91  
12/01/91  
\*\*/\*\*/\*\*

PEA6563  
EVT1  
09/13/92  
09/13/92  
09/13/92

PEA4208  
EVT1  
10/03/93  
10/03/93  
10/03/93

MROSO-1  
EVT1  
03/18/95  
03/18/95  
03/18/95

MROSO-2  
EVT1  
10/01/96  
10/01/96  
10/01/96

CAP EXH. \*\*/\*\*/\*\*  
SHIP DATE 01/18/91  
JOB DESC. REPL  
TRANS ENT

\*\*/\*\*/\*\*  
DFLL

\*\*/\*\*/\*\*  
07/31/92  
GENERIC

\*\*/\*\*/\*\*  
05/28/93  
GA

\*\*/\*\*/\*\*  
11/10/94  
GA

\*\*/\*\*/\*\*  
05/26/96  
GA

ANALOG SECTION -----

NAL TRANS

NAL CAP TC	82100	128200		128200		3100	131300	-10800	120500	-7600	112900
LNS	42400	72300		72300			72300	-5500	66800	-3400	63400
ML	42400	72300		72300			72300	-5500	66800	-3400	63400
LINE UNITS	80	134		134			130		120		114
INST. LNS	51200	85760		85760		-2560	83200	-6400	76800	-3840	72960
UAV ASSGN	3328	3846		3846		-2598	1248	-96	1152	-58	1094
%FILL	88.20		88.20		88.20	88.20		88.20		88.20	
ALNCAP LNS	42400	72300		72300			72300	-5500	66800	-3400	63400
RENG CCS NAL	3.65		3.42		3.42	3.46		3.48		3.50	
ANLG DEF LNS	2560	2560		2560		-2560	0		0		0
ISDN CAP TC	320	320		320		640	960	1600	2560	1600	4160
ISDN CAP LNS	150	150		150		670	820	1490	2310	1790	4100
ISDN CAP ML	150	150		150		670	820	1490	2310	1790	4100
ISDN LN MOD	1	1		1		2	3	5	8	5	13
ISDN INS LNS	480	480		480		960	1440	2400	3840	2400	6240
ISDN UAV LNS	330	330		330		290	620	910	1530	610	2140
ISDN %FILL	100.00		100.00		100.00	100.00		100.00		100.00	
ISDN ENG CCS	7.00		7.00		7.00	7.00		7.00		7.00	

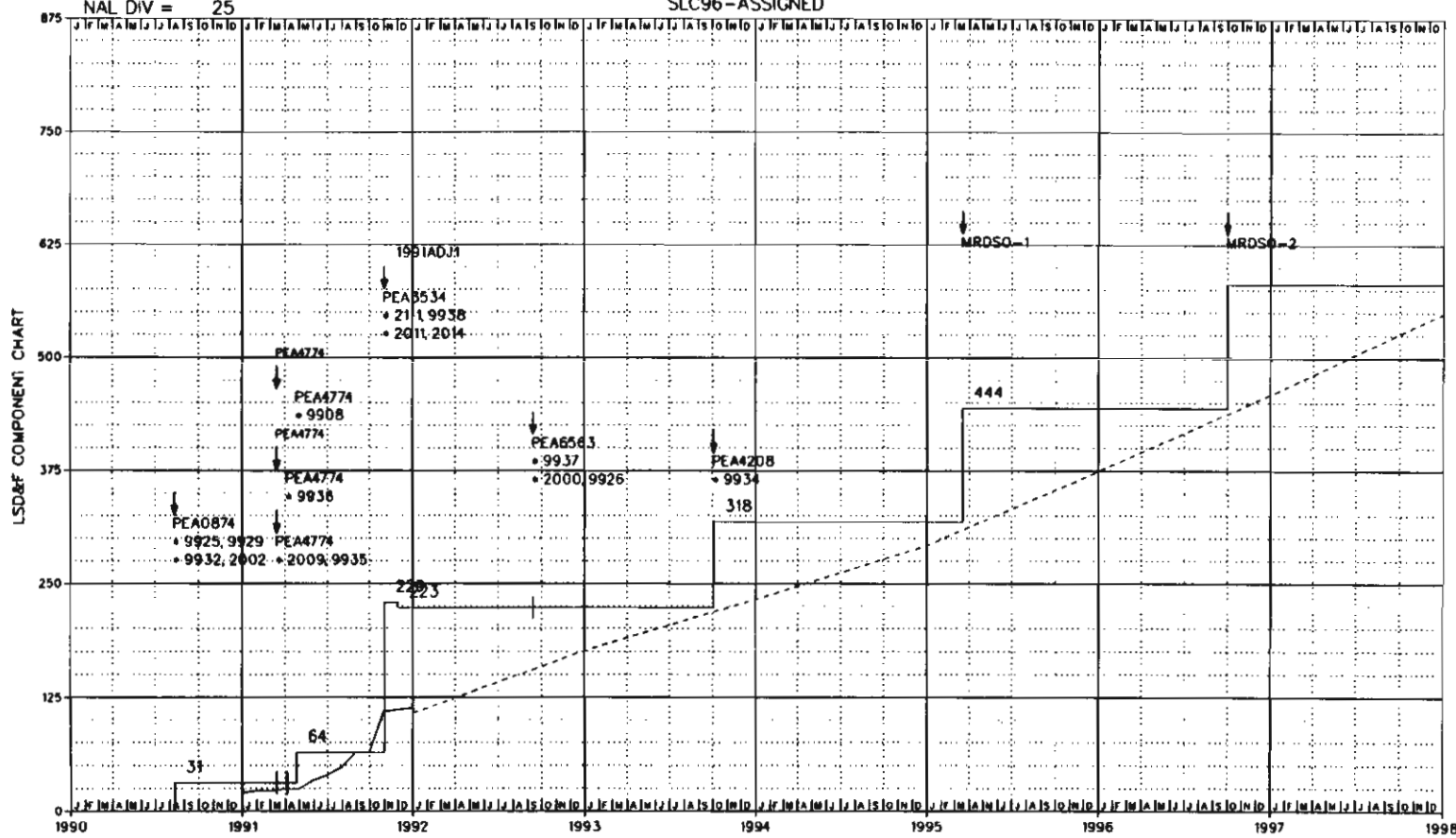
DIGITAL SECTION -----

NAL TRANS

NAL CAP TC	19600	32200	2200	34400		34400	12000	46400	15900	62300	19500	81800
LNS	8350	9200	-600	8600		8600	4900	13500	6300	19800	7400	27200
ML	8350	9200	-600	8600		8600	4900	13500	6300	19800	7400	27200
LINE UNITS	28	44		44		44	60	60		81		107
INST. LNS	15840	22080	-576	21504		21504	9120	30624	12096	42720	13152	55872
UAV ASSGN	96	96		96		96		96		96		96
%FILL	41.70		40.20		40.20	44.20		46.50		48.80		
DLNCAP LNS	8350	9200	-600	8600		8600	4900	13500	6300	19800	7400	27200
DENG CCS NAL	3.65		3.42		3.42	3.46		3.48		3.50		
CAP SLC SYS	165	229	-6	223		223	95	318	126	444	137	581
ENG SLC MD 1	92	156	15	171		171	40	211	63	274	66	340
ENG SLC MD2	73	73	-21	52		52	55	107	63	170	71	241
DEF SLC SYS	0	0		0		0	0	0		0		0
CAP URBN SYS	0	0		0		0	0	0		0		0
DEF URBN SYS	0	0		0		0	0	0		0		0
CAP DMS112												
SLC OLU	28	44		44		44	16	60	21	81	26	107
URBAN OLU	0	0		0		0	0	0		0		0

NAL DIV = 25

SLC96-ASSIGNED



- NOTES:  
 2000 CALL RETURN PLUS  
 2002 RACE  
 2009 WARM LINE  
 2011 ACD-NMR  
 2014 FLEXIBLE ANI  
 2111 ISDN EQUIPPED  
 9908 E911  
 9925 VMS  
 9926 CCS ACCESS CAPABILITY  
 9929 TOUCHSTAR PHASE I & II  
 9932 100% AMA RECORDING  
 9934 ADVANCED INTELLIGENT  
 NTWK (AIN) - REL 0  
 9935 1+ COIN EQUAL ACCESS  
 9936 ENHANCED NETWORK (ENETS)  
 9937 CARRIER IDENT. CODE  
 (CIC) EXPAN. (FG B)  
 9938 ISDN PRIMARY RATE  
 INTERFACE (PRI)

REASON FOR REISSUE:  
 2945 211 NE 2ND STREET  
 FT LAUDERDALE

DATE OF ISSUE: 01/14/92  
 EXCHANGE: FORT LAUDERDALE  
 DATABASE: LIVE  
 EQ TYPE: D100

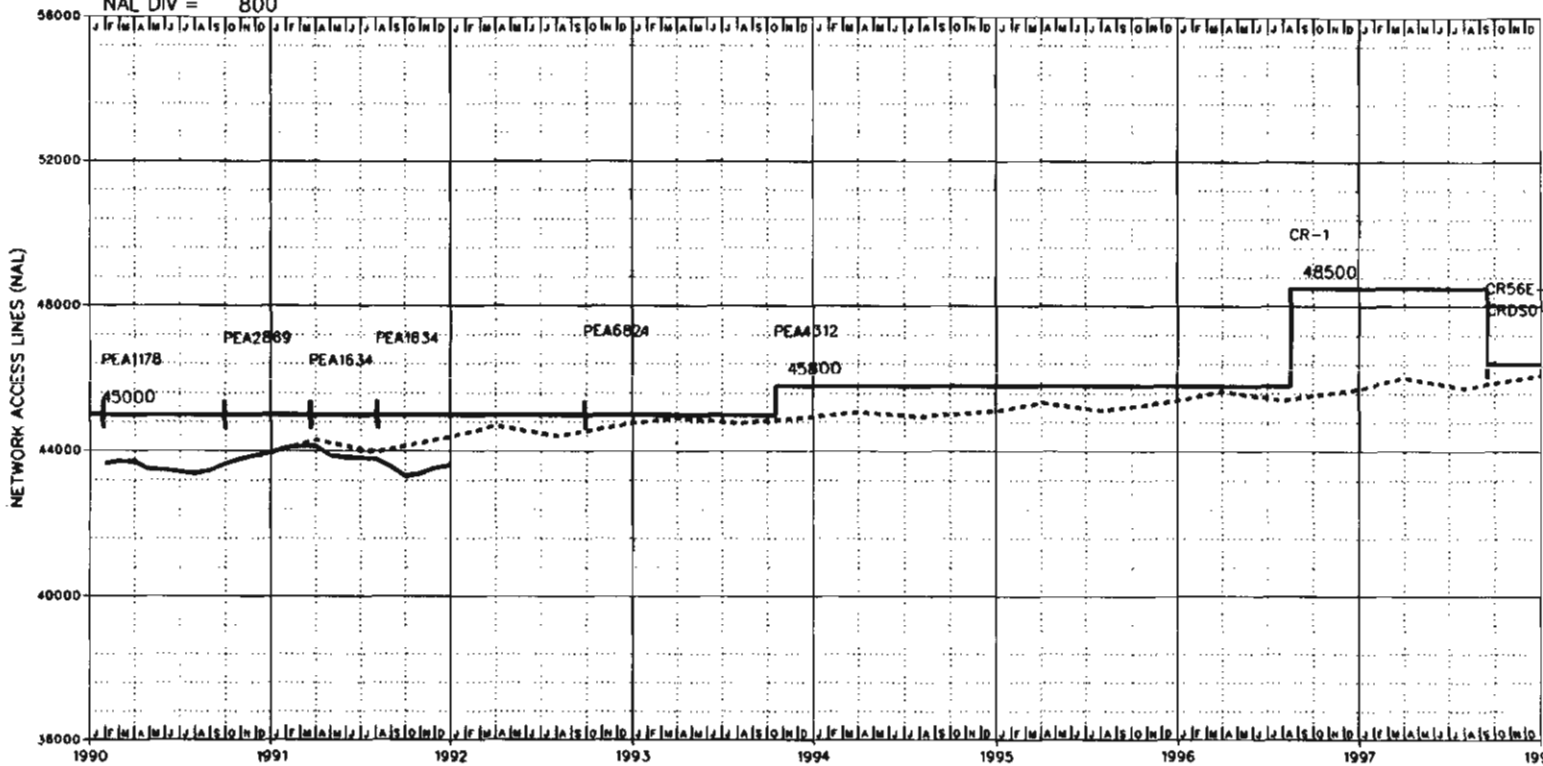
NXX	3555	3585	3575	462	463
	467	4685	5215	522	523
	525	527	5285	6795	728
	761	763	764	765	766
	768	7745	779	8315	832
				8555	

BUILDING: FTLDFLMR STATE: FL  
 LATA: SOE/460  
 COMPANY: SBEL AREA: SBFX  
 DIVISION: SOUT DISTRICT: SOBR  
 EXHAUST: 12/31/99  
 CONTACT: SKHARWELL  
 NUMBER: ENADJI

YEAR	1990	1991	1992	1993	1994	1995	1996	1997
DEMAND/GAIN		20 (A) 87	107 (F) 69	176 (F) 56	232 (F) 60	292 (F) 82	374 (F) 85	459 (F) 90
SLC MODE 1C		0	0	0	0	0	0	0
SLC MODE 1F		20	107	146	175	199	239	281
SLC MODE 2C		0	0	0	1	1	1	1
SLC MODE 2F		0	0	30	56	92	134	177

ENTITY: FTLDFLMRDSO CHART: 5.4

NAL DIV = 800



NOTES:

REASON FOR REISSUE:

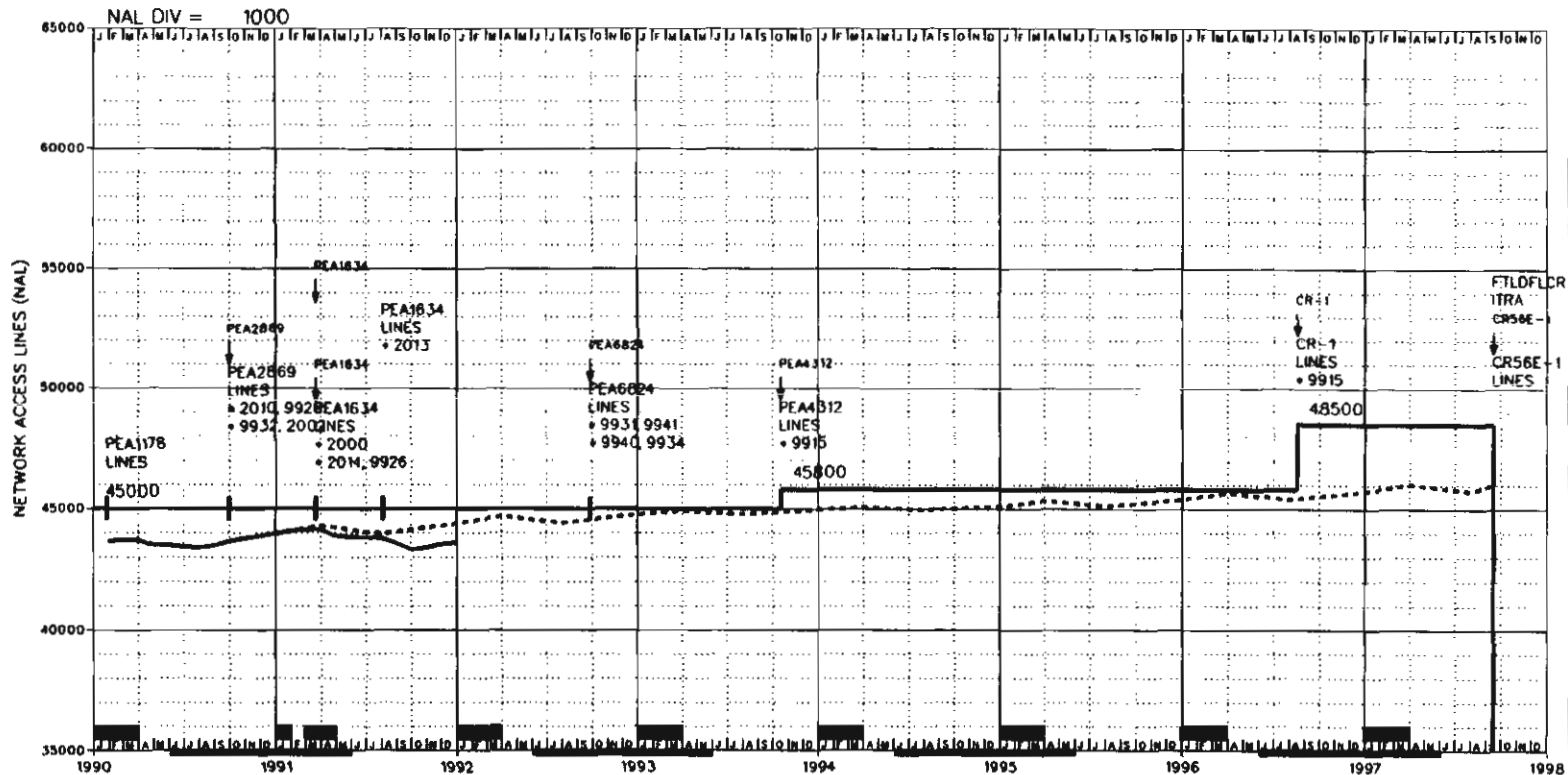
DATE OF ISSUE: 01/14/92  
 EXCHANGE: FORT LAUDERDALE  
 DATABASE: LIVE

BUILDING: FTLDFLCR STATE: FL  
 LATA: SOET/460  
 COMPANY: SBEL AREA: SBFX  
 DIVISION: SOUT DISTRICT: NOBR  
 EXHAUST: 12/31/15

YEAR	1990		1991		1992		1993		1994		1995		1996		1997	
NAL/GAIN	43445	494	43939	451	44390	370	44760	185	44945	160	45105	285	45390	335	45725	370
NAL/LN RATIO																

BUILDING: FTLDFLCR CHART: 6.0





- NOTES:
- 2000 CALL RETURN PLUS
  - 2002 RACF
  - 2010 SMDR-P
  - 2013 CALL FORWARD BL/DA
  - 2014 FLEXIBLE ANI
  - 9915 MINIMUM SIZE JOB
  - 9926 CCS ACCESS CAPABILITY
  - 9928 ONA REQUIREMENTS
  - 9931 CALL TRACKING (BCLID)
  - 9932 100% AMA RECORDING
  - 9934 ADVANCED INTELLIGENT NTWK (AIN) - REL. 0
  - 9940 CALL FWD-DONT-ANSWER AFTER CALL WAITING
  - 9941 CALLING NAME DELIVERY

REASON FOR REISSUE:  
2946 2530 E OAKLAND PARK  
BLVD FT LAUDERDALE

DATE OF ISSUE: 01/14/92  
EXCHANGE: FORT LAUDERDALE  
DATABASE: LIVE  
EO TYPE: 1AES

NXX:  
249X 390 396 398X 537 561  
562X 563 564 565 566 568  
849X 980

BUILDING: FTLOFLCR STATE: FL  
LATA: SOET/460  
COMPANY: SBEL AREA: SBFX  
DIVISION: SOUT DISTRICT: NOBR  
EXHAUST: 12/31/15  
CONTACT: M.DALEY  
NUMBER SSDERR  
EO ENGINEER JDWALKER

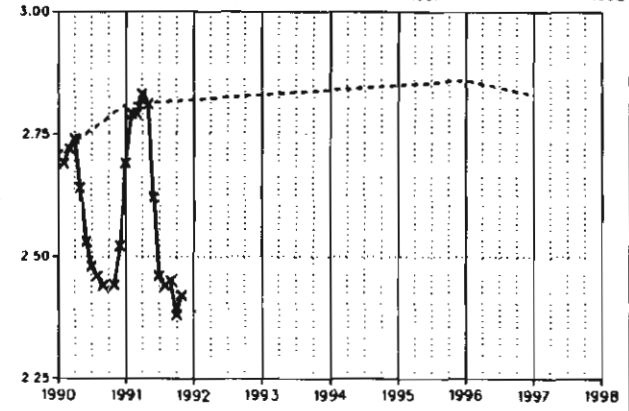
E. A. DATE 11/19/84  
DIR CLOSE 12/16/91  
DIR DELIVER 03/19/92  
NAL FCST 05/29/91  
CCS FCST 08/15/91  
ENTITY CUT 01/26/75  
ENTITY TERM 09/16/97  
LATEST NAL 43607  
SWTICH HOST  
ENTITY: CHART:

FTLDLFLCR56E 6.0

YEAR	1990	1991	1992	1993	1994	1995	1996	1997	1998
NAL	43445 (A)	43939 (A)	44390 (F)	44760 (F)	44945 (F)	45105 (F)	45390 (F)	45725 (F)	
LINES	43445	43939	44390	44760	44945	45105	45390	45725	
CCS/NAL	2.71	2.81	2.82	2.83	2.84	2.85	2.86	2.83	
CCS STATUS	A	A							
NAL/LN RATIO	1.00000	1.00000	1.00000	1.00000	1.00000	1.00000	1.00000	1.00000	

SVC.	1990	1991	1992	JOBNUM	RDYSO	REQSD	SHIP
DTS	00	00	00	PEA1178	01/28/90	09/17/89	08/03/89
	00	00	00	PEA2869	09/30/90	09/30/90	04/14/90
	00	00	00	PEA1634	03/22/91	03/22/91	01/28/91
	00	00	00	PEA1634	08/04/91	03/22/91	01/26/91
IML	00	00	00	PEA6824	09/27/92	09/27/92	06/27/92
	00	00	00	PEA4312	10/17/93	10/17/93	06/05/93
	00	00	00	CR-1	08/17/96	08/17/96	04/05/96
%IFFM				CR56E-1	09/16/97	09/16/97	01/14/97



REPORT: PARTB  
 PAGE: 1 OF 2  
 BUILDING: FTLO CORAL RIDGE ENTITY: FTLOFLCR56E  
 ENT CUT: 01/26/75 ENT TERM: 09/16/97

LSDF SYSTEM  
 GRAPHIC PART B VERSION 1.00  
 DATABASE: LIVE

DATE: 01/14/92  
 TIME: 19:01:07  
 CHART NO.: 6.0  
 EQ TYPE: 1AES

JOB/AOJ/AT	PEA1178	PEA1178	PEA2069	PEA1634	PEA1634	PEA6824
EVENT-NUM	EVT1	EVT2	EVT1	EVT1	EVT2	EVT1
EVENT-DATE	09/17/89	01/28/90	09/30/90	03/22/91	08/04/91	09/27/92
ROYSO/TOATE	01/28/90	01/28/90	09/30/90	08/04/91	08/04/91	09/27/92
REQSO	09/17/89	09/17/89	09/30/90	03/22/91	03/22/91	09/27/92
CAP EXH.	10/08/89	10/08/89	###/###/###	###/###/###	###/###/###	###/###/###
SHIP DATE	06/03/89	06/03/89	04/14/90	01/26/91	01/26/91	06/27/92
JOB DESC.	ADV COMP	TKS	ISU	GEN	TKS	MISC
NAL TRANS						
TRANS ENT						
LSEI	5CP	COR	CDR	COR	COR	COR
NAL CAP SE		1200	50700	-400	50300	1400
TC	49500	50700	13900	4400	74300	-2900
LNS	56000	56000			74300	71400
NOS	45000	45000			45000	45000
ML	-6500	8500			63700	63700
	55200	63700			63700	63700
	45000	45000			45000	45000
CNTRX CAP	2900	2900			2900	2900
INST. NOS	120000	10000			140000	140000
UAV ASSGN	7685	55085			65085	65085
ZFNOS	85.00	85.00			85.00	85.00
INST. LNS	52224	52224			52224	52224
UAV ASSGN	1358	1358			1358	1358
ZTOTAL FILL	88.50	88.50			88.50	88.50
LNCAP IN LNS	45000	45000			45000	45000
SIZING DATE	08/16/88	08/16/88			06/29/89	10/09/91
NDO DUE	07/30/88	07/30/88			03/24/90	11/16/91
TELCO DUE	11/26/88	11/26/88			07/21/90	01/25/92
TURNOVER	01/28/90	01/28/90			08/04/91	09/27/92
GENERIC SVC						
GENERIC	1AE10	1AE10			1AE11	1AE11
CONC RATIO	4:1	4:1			4:1	4:1
ENG LSF						
ENG CCS/NAL	3.60	3.60			2.73	2.83
DESIGN B5	1991	1991				
MRAJ	0.69	20.01			0.00	0.00
PROCESSOR	77600	17100			11.96	0.00
CAP TRUNK	200	94700			-1700	93000
DGTL TK UNIT 0		20			220	40
LLN/LT/SM/NM	15	1			2	260
LSR/LTS/=/#						15
LSH/=/#/L32	102	15			15	0
TSC/=/#/TSS/NP	48	0			102	102
TLN/=/#/L64	2048	48			48	48
TOT FRS/SHL	4	2048			2048	2048
REUSE FR/SHL	0	0			0	1
CROSS ADONS	365	0			0	1
EXT JOB OESC TOUCHSTA		64			0	40
ZCTDIP	8.50	OCT			2-OCT	8CL10&5FTWRE
		8.50			8.50	8.50

JOB CAT. M

T

M

G

T

M

REPORT: PARTB

PAGE: 2 OF 2

BUILDING: FTLD CORAL RIDGE ENTITY: FTLDFLCR56E

ENT CUT: 01/26/75

ENT TERM: 09/16/97

LSDP SYSTEM  
GRAPHIC PART 6 VERSION 1.00  
DATABASE: LIVE

DATE: 01/14/92

TIME: 19:01:07

CHART NO.: 6.0

EO TYPE: IAES

JOB/ADJ/AT	PEA4312	CR-1	1997AT1	CR56E-1	
EVENT-NUM	EVT1	EVT1		EVT1	
EVENT-DATE	10/17/93	08/17/96	09/16/97	09/16/97	
RDYSD/TDATE	10/17/93	08/17/96	09/16/97	09/16/97	
PEOSD	10/17/93	08/17/96	09/16/97	09/16/97	
CAP EXH.	##/##/##	##/##/##	##/##/##	09/16/97	
SHIP DATE	06/05/93	04/05/96	##/##/##	01/14/97	
JOB DESC.	GA	GA	ITRA	DISP	
NAL TRANS			-4599S		
TRANS ENT			FTLDFLCRD50		
LSEI	CDR	CDR		NTW	
NAL CAP SE	-2000 49700		49700	-49700	0
TC	5000 76400	5200	81600	-81600	0
LNS	800 45800	2700	48500	-48500	0
NOS	63700		63700	-63700	0
ML	800 45800	2700	48500	-48500	0
CNTRX CAP	2900		2900	-2900	0
INST. NOS	140000		140000	-140000	0
URV ASSGN	6508S		6508S	-6508S	0
%FNOS	85.00	85.00			
INST. LNS	1024 53248	3072	56320	-56320	0
URV ASSGN	26 1384	80	1464	-1464	0
%TOTAL FILL	88.31	88.40			
LNCAP IN LNS	800 45800	2700	48500	-48500	0
SIZING DATE	06/10/91	06/10/91		05/01/91	
NOO OUE	08/01/92	06/02/95		03/19/96	
TELCO DUE	11/28/92	09/29/95		07/16/96	
TURNOVER	09/26/93	07/27/96		06/25/97	
GENERIC SVC					
GENERIC	1AE11	1AE11			
CONC RATIO	4:1	4:1			
ENG LSF				0.00	
ENG CCS/NAL	2.86	2.83			
DESIGN BS					
MRAJ	34.00	12.98		0.00	
PROCESSOR	-4300 93300	-300 93000		-93000	0
CAP TRUNK	20 280		280	-280	0
DGTL TK UNIT	1				
LLN/LT/SM/NM	15	1	16	-16	0
LSR/LTS/##	0		0		0
LSH/##/L32	2 104	6	110	-110	0
TSC/##/TSS/NP	4 52		52	-52	0
TLN/##/L64	2048		2048	-2048	0
TOT FR/SHL	2	4		0	
REUSE FR/SHL	2	4		0	
GROSS ADDNS	271	250		0	
EXT JOB DESC	GROWTH/DCT	GROWTH			
%CTDIP	8.50	8.50		0.00	

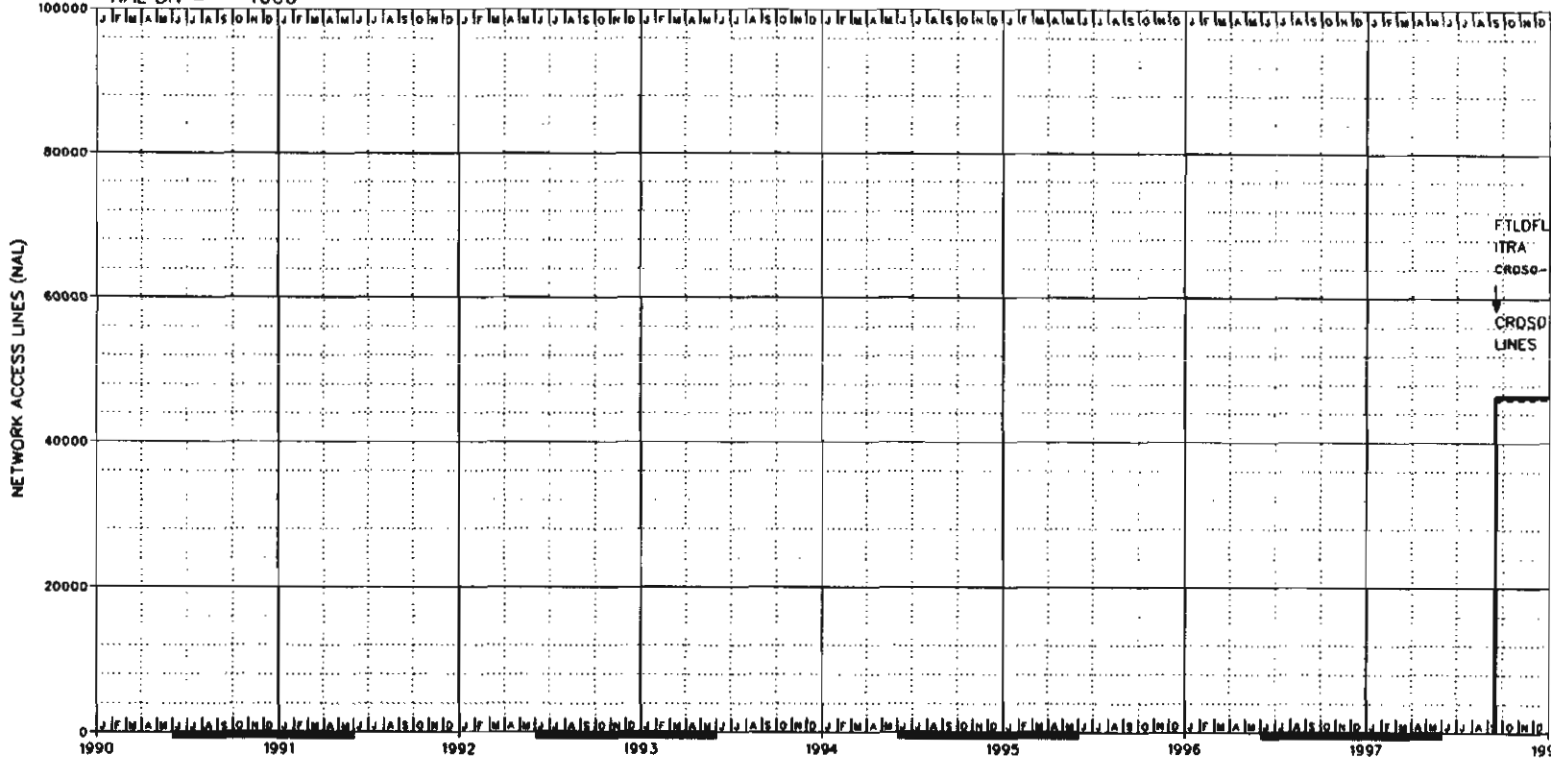
JOB CAT.

A

A

0

NAL DIV = 4000



NOTES:

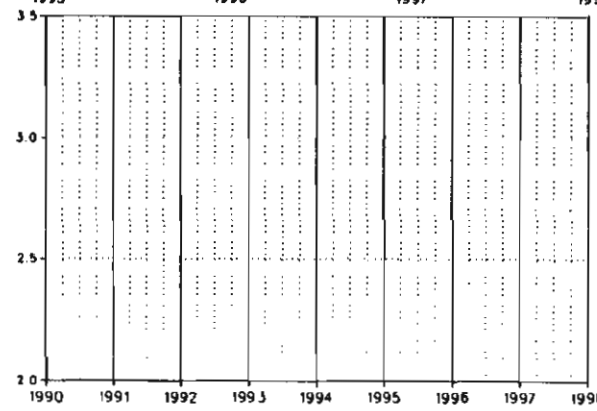
REASON FOR REISSUE:  
2946 2530 E OAKLAND PARK  
BLVD FT LAUDERDALE

DATE OF ISSUE: 01/14/92  
EXCHANGE: FORT LAUDERDALE  
DATABASE: LIVE  
EQ TYPE: DCTL  
NXX:  
249F 390F 396F 398F 537F 561F  
562F 563F 564F 565F 566F 568F  
BASE 980F  
BUILDING: FTLDFLCR STATE: FL  
LATA: SOE1/460  
COMPANY: SBEL AREA: SBFX  
DIVISION: SOUT DISTRICT: NOBR  
EXHAUST: 12/31/15  
CONTACT: M.DALEY  
NUMBER:  
EO ENGINEER JDWALKER  
E. A. DATE 10/31/95  
DIR CLOSE 12/16/91  
DIR DELIVER 03/19/92  
NAL FCST 05/29/91  
CCS FCST 08/15/91  
ENTITY CUT 09/16/97  
ENTITY TERM 01/01/15  
LATEST NAL  
SWITCH HOST  
ENTITY:  
FTLDFLCRDSO 6.1

YEAR	1990	1991	1992	1993	1994	1995	1996	1997	1998
NAL									46095 (F)
LINES									46095
CCS/NAL									2.73
CCS STATUS									
NAL/LN RATIO									1.00000

SYC.	1990	1991	1992	JOBNUM	RDYSD	REOSD	SHIP
OTS				CROSO-1	09/16/97	09/16/97	01/14/97
IML							
%IFFM							



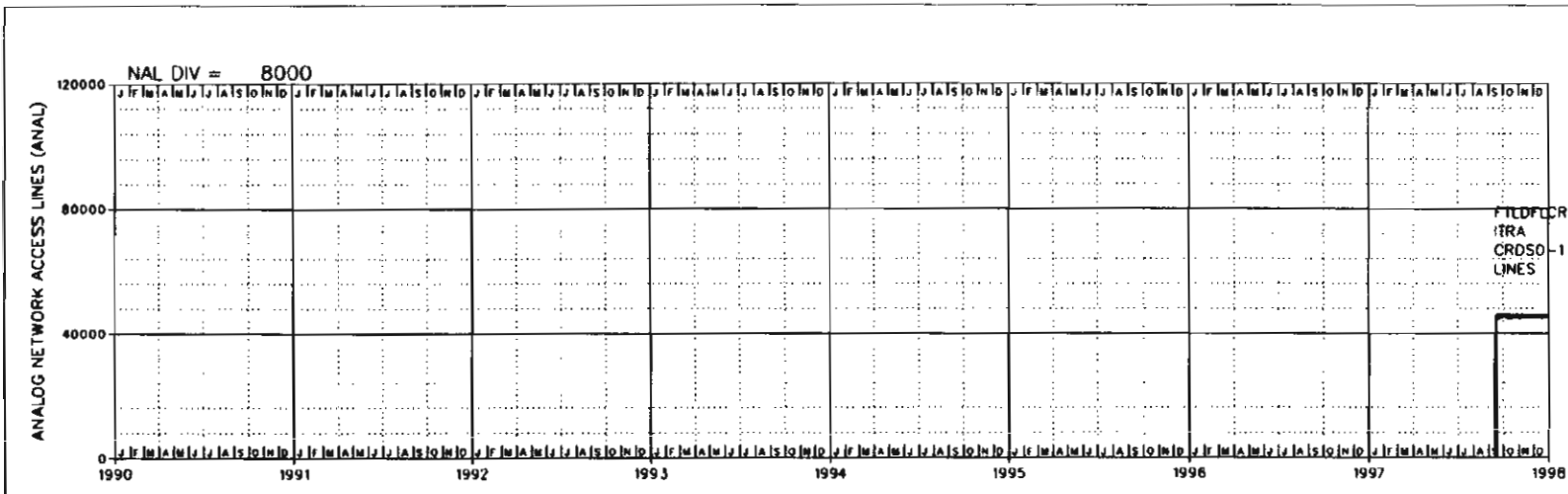
REPORT: PARTB.  
 PAGE: 1 OF 1  
 BUILDING: FTLO CORAL RIOGE ENTITY: FTLOFLCROSO  
 ENT CUT: 09/16/97 ENT TERM: 01/01/15

LSDF SYSTEM  
 GRAPHIC PART B VERSION 1.00  
 DATABASE: LIVE


DATE: 01/14/92  
 TIME: 19:01:07  
 CHART NO.: 6.1  
 EQ TYPE: OGTL

JOB/AOJ/AT	1997AT1	CRDSO-1	
EVENT-NUM		EVT1	
EVENT-DATE	09/16/97	09/16/97	
ROYSO/TOATE	09/16/97	09/16/97	
REQSO	##/##/##	09/16/97	
CAP EXH.	##/##/##	09/16/97	
SHIP DATE	##/##/##	01/14/97	
JOB DESC.	ITRA	REPL	
NAL TRANS	45995		
TRANS ENT	FTLOFLCR56E		
LSEI		NTH	
NAL CAP SE		66940	66940
TC		66940	66940
LNS		46410	46410
NOS		63700	63700
ML		46410	46410
CNTRX CAP		1900	1900
INST. NOS		130000	130000
UAV ASSGN		55085	55085
%FNOS		85.00	
INST. LNS		55168	55168
UAV ASSGN		872	872
%TOTAL FILL		85.50	
LNCAP IN LNS		46410	46410
SIZING DATE		06/10/91	
NDD DUE		03/19/96	
TELCO DUE		07/16/96	
TURNOVER		06/25/97	
GENERIC SVC		5E9	
GENERIC		8:1	
CONC RATIO			
ENG LSF		2.73	
ENG CCS/NAL			
DESIGN BS			
MRAJ		0.00	
PROCESSOR		9300	9300
CAP TRUNK		280	280
OGTL TK UNIT		35	
LLN/LT/SM/NM		30	30
LSR/LTS/##			
LSH/##/L32			
TSC/##/TSS/NP		237	237
TLN/##/L64		35	35
TOT FRS/SHL		90	
REUSE FR/SHL			
GROSS ADDNS		5800	
EXT JOB DESC		REPL	
%CTOIP		7.55	

JOB CAT. 1



YEAR	1990	1991	1992	1993	1994	1995	1996	1997	1998
NAL									45192 (F)
ANLG LNS									45192
CCS/NAL									2.73
ACCS ACTUAL									
NAL/LN RATIO									1.00000



YEAR	1990	1991	1992	1993	1994	1995	1996	1997	1998
NAL									903 (F)
DGTL CCS/NAL									2.73
CCS ACTUAL									
SLC SYS									30
URBAN SYS									
NAL/LN RATIO									1.00000

NOTES:

FTLDFLCR36E  
ITRA  
CRDSD-1  
LINES

REASON FOR REISSUE:  
2946 2530 E OAKLAND PARK  
BLVD FT LAUDERDALE

DATE OF ISSUE: 01/14/92  
EXCHANGE: FORT LAUDERDALE  
DATABASE: LIVE  
EQ TYPE: DGTL  
ANALOG

BUILDING SWITCH HOST FTLD CORAL RIDG

FCST DATE 05/29/91  
LATEST ANAL -9998998  
CONTACT M.DALEY  
CONTACT NO.  
EQUIP ENGR JDWALKER

DIGITAL  
DLFCST DATE 07/01/91

LATEST DNAL -9998998  
LATEST SLC -9998998  
LATEST URBN -9998998  
LATEST D112 -9998998

ENTITY: FTLDFLCRDSD CHART: 6.1

REPORT: PARTB

PAGE: 1 OF 1

BUILDING: FTLD CORAL RIDGE ENTITY: FTLOFLCROSO  
ENT CUT: 09/16/97 ENT TERM: 01/01/15

LSDF SYSTEM  
DIGITAL PART B VERSION 1.00  
DATABASE: LIVE

DATE: 01/14/92  
TIME: 19:01:07  
CHART NO.: 6.1  
EO TYPE: OCTL

JOB/ADJ/AT	1997AT1	CROSO-1
EVENT-NUM		EVT1
EVENT-DATE	09/16/97	09/16/97
RDYSD/TOATE	09/16/97	09/16/97
REQSO	**/**/**	09/16/97
CAP EXH.	**/**/**	09/16/97
SHIP DATE	**/**/**	01/14/97
JOB DESC.	ITRA	REPL
TRANS ENT	FTLOFLCR56E	

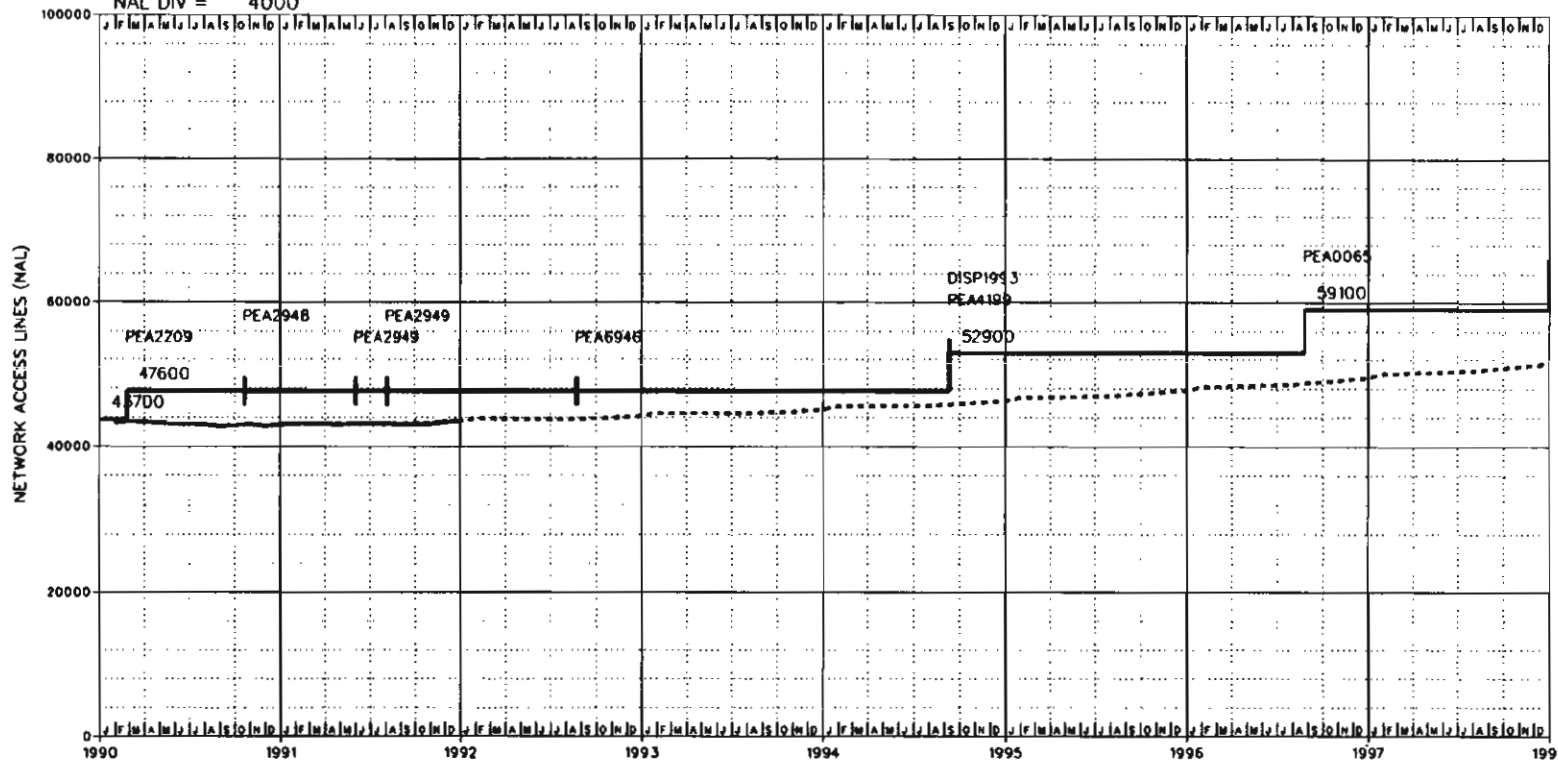
ANALOG SECTION -----

NAL TRANS	45100		
NAL CAP TC		62900	62900
LNS		45500	45500
ML		45500	45500
LINE UNITS		101	101
INST. LNS		51712	51712
UAV ASSGN		776	776
%FILL		89.35	
ALNCAP LNS		45500	45500
AENG CCS NAL		2.73	
ANLG DEF LNS			
ISDN CAP TC			
ISDN CAP LNS			
ISDN CAP ML			
ISDN LN MOD			
ISDN INS LNS			
ISDN UAV LNS			
ISDN %FILL			
ISDN ENG CCS			

DIGITAL SECTION -----

NAL TRANS	895		
NAL CAP TC		4040	4040
LNS		910	910
ML		910	910
LINE UNITS		6	6
INST. LNS		3456	3456
UAV ASSGN		96	96
%FILL		27.10	
DLNCAP LNS		910	910
DENG CCS NAL		2.73	
CAP SLC SYS		35	35
ENG SLC MD 1		35	35
ENG SLC MD2			0
DEF SLC SYS			
CAP URBN SYS			
DEF URBN SYS			
CAP DMS112			
SLC OLU			
URBAN OLU			

NAL DIV = 4000



NOTES:

REASON FOR REISSUE:

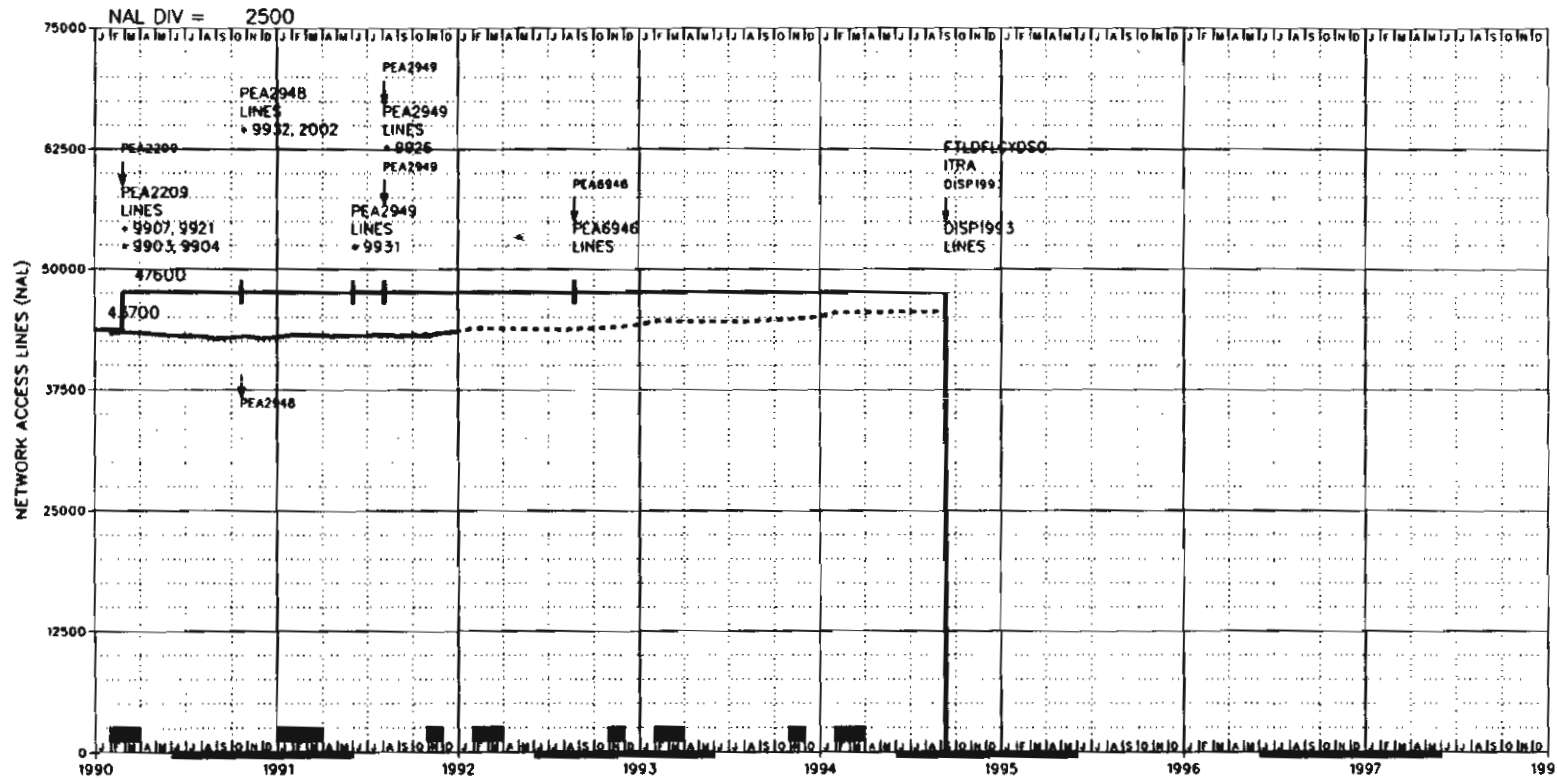
DATE OF ISSUE: 01/14/92  
 EXCHANGE: FORT LAUDERDALE  
 DATABASE: LIVE

BUILDING: FTLDFLCY STATE: FL  
 LATA: SOE1/460  
 COMPANY: SBEL AREA: SBFX  
 DIVISION: SOUT DISTRICT: NOBR  
 EXHAUST: 01/01/87

YEAR	1990		1991		1992		1993		1994		1995		1996		1997	
NAL/GAIN	42978	-9	42969	526	43495	720	44215	880	45095	1180	46275	1440	47715	1800	49515	1950
NAL/LN RATIO																

BUILDING: FTLDFLCY CHART: 7.0





NOTES:  
 2002 RACF  
 9903 AMA1PS  
 9904 CCS7 TRUNK SIGNALING  
 9907 APS RETROFIT GEN2 TO GEN3  
 9921 RINGMASTER  
 9926 CCS ACCESS CAPABILITY  
 9931 CALL TRACKING (BCLID)  
 9932 100% AMA RECORDING

REASON FOR REISSUE:  
 2948 5395 NW 14TH AVENUE  
 FT LAUDERDALE

DATE OF ISSUE: 01/14/92  
 EXCHANGE: FORT LAUDERDALE  
 DATABASE: LIVE  
 EQ TYPE: IAES  
 NXX:  
 351 4905 491 492 493 771  
 772 776 928 938 992X

BUILDING: FTLDFLCY STATE: FL  
 LATA: SOET/460  
 COMPANY: SBEL AREA: SBFX  
 DIVISION: SOUT DISTRICT: NOBR  
 EXHAUST: 01/01/87  
 CONTACT: M.DALEY  
 NUMBER WWPREVATT  
 EQ ENGINEER JDWALKER

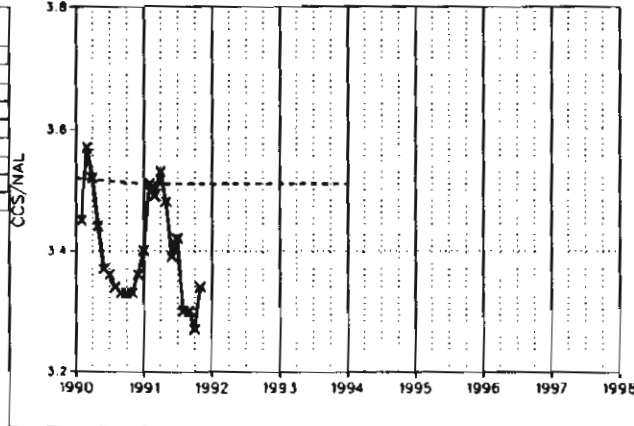
E. A. DATE 05/27/85  
 DIR CLOSE 12/14/90  
 DIR DELIVER 03/04/91  
 NAL FCST 06/15/91  
 CCS FCST 08/15/91  
 ENTITY CUT 11/03/74  
 ENTITY TERM 09/11/94  
 LATEST NAL 43527  
 SWITCH HOST  
 ENTITY: CHART:

FTLDFLCY49E 7.2

YEAR	1990	1991	1992	1993	1994	1995	1996	1997	1998
NAL	42978 (A)	42969 (A)	43495 (F)	44215 (F)	45095 (F)				
LINE	42978	42969	43495	44215	45095				
CCS/NAL	3.52	3.51	3.51	3.51	3.51				
CCS STATUS	A	A							
NAL/LN RATIO	1.00000	1.00000	1.00000	1.00000	1.00000				

SVC	1990		1991		1992		JOBNUM	RDYSD	REOSD	SHIP
DTS	03	08	03	08	03	08	PEA2209	02/25/90	02/25/90	07/08/89
	08	03	08	03	08	03	PEA2948	10/71/90	10/21/90	04/14/90
	03	08	03	08	03	08	PEA2949	08/02/91	08/04/91	03/02/91
IML	08	03	08	03	08	03	PEA2949	08/04/91	08/04/91	03/02/91
	03	08	03	08	03	08	PEA6946	08/23/92	08/23/92	08/27/92
	08	03	08	03	08	03	DISP1993	09/11/94	09/11/94	08/13/94



REPORT: PARTB  
 PAGE: 1 OF 2  
 BUILDING: FTLD CYPRESS  
 ENT CUT: 11/03/74

ENTITY: FTLDFLCY49E  
 ENT TERM: 09/11/94

LSDF SYSTEM  
 GRAPHIC PART 8 VERSION 1.00  
 DATABASE: LIVE

DATE: 01/14/92  
 TIME: 19:01:07  
 CHART NO.: 7.2  
 EQ TYPE: IAES

JOB/ADJ/AT	PEA2209	PEA2209	PEA2209	PEA2948	PEA2949	PEA2949
EVENT-NUM	EVT1	EVT2	EVT3	EVT1	EVT1	EVT2
EVENT-DATE	10/01/89	12/17/89	02/25/90	10/21/90	06/02/91	08/04/91
RDYSD/TOATE	02/25/90	02/25/90	02/25/90	10/21/90	08/04/91	08/04/91
REQSD	10/01/89	10/17/89	10/25/90	10/21/90	08/04/91	08/04/91
CAP EXH.	■/■/■	■/■/■	■/■/■	■/■/■	■/■/■	■/■/■
SHIP DATE	07/08/89	07/08/89	07/08/89	04/14/90	03/02/91	03/02/91
JOB DESC.	ROV COMP	GEN/TSTAR	GA	TRK	GENERIC	TKS
NAL TRANS						
TRANS ENT						
LSE1	TLNCCS	TLNCCS	TLNCCS	COR	NTW	NTW
NAL CAP SE	43700	43700	6000 49700	400 50100	1300 51400	51400
YC	45700	45700	6600 52300	-400 51900	-500 51400	51400
LNS	43700	43700	3900 47600	47600	47600	47600
NOS	7300 55800	-2000 53800	53800	-100 53700	-100 53600	53600
ML	43700	43700	3900 47600	47600	47600	47600
CNTRX CAP	4350	4350	4350	400 4750	3450 8200	8200
INST. NOS	10000 90000	90000	90000	90000	90000	90000
UAV ASSGN	1450 24350	24350	24350	24350	24350	24350
%FNOS	85.00	85.00	85.00	85.00	85.00	85.00
INST. LNS	49152	49152	4096 53248	53248	53248	53248
UAV ASSGN	1229	1229	102 1331	1331	1331	1331
%TOTAL FILL	91.20	91.30	91.70	91.60	91.70	91.70
LNCAP IN LNS	43700	43700	3900 47600	47600	47600	47600
SIZING DATE	12/07/88	12/07/88	12/07/88	05/10/89	08/08/90	08/08/90
NDO DUE	10/15/88	10/15/88	10/15/88	06/10/89	04/28/90	04/28/90
TELCO DUE	01/28/89	01/28/89	01/28/89	10/14/89	08/25/90	08/25/90
TURNOVER	02/15/90	02/25/90	02/25/90	10/21/90	06/30/91	06/30/91
GENERIC SVC					06/02/91	
GENERIC	IAE9	IAE10	IAE10	IAE10	IAE11	IAE11
CONC RATIO	4:1	4:1	4:1	4:1	4:1	4:1
ENG LSF						
ENG CCS/NAL	3.66	3.66	3.66	3.69	3.72	3.72
DESIGN BS						
MRAJ	2.53	1.61	54.51	0.00	22.31	0.00
PROCESSOR	74100	74100	22500 96600	500 97100	-33000 64100	64100
CAP TRUNK	40 220	220	220	40 260	260	260
DGTL TK UNIT	2	0	0	2	0	20
LLN/LT/SH/NM	12	12	1 13	13	13	13
LSR/LTS/■/■	28	28	4 32	32	32	32
LSH/■/■/L32	40	40	4 40	40	40	40
TSC/■/TSS/NP	40	4 44	4 48	4 52	52	52
TLN/■/■/L64	2048	2048	2048	2048	2048	2048
TOT FR5/SHL	5	7	4	6	0	1
REUSE FR/SHL	2	0	4	3	0	1
GROSS ADDNS	0	0	1447	291	0	61
EXT JOB DESC	1/2 TLN/2 OC	GEN UPG/TCHS	4096 LNS/1/2	1/2 TLN/2 OC	ADD IAE11	10CT/1MT
%CTDIP	5.30	5.30	5.30	5.30	5.30	5.30

JOB CAT. T

G

A

T

G

T

REPORT: PART B  
 PAGE: 2 OF 2  
 BUILDING: FTLD CYPRESS  
 ENT CUT: 11/03/74

ENTITY: FTLOFLCY49E  
 ENT TERM: 09/11/94

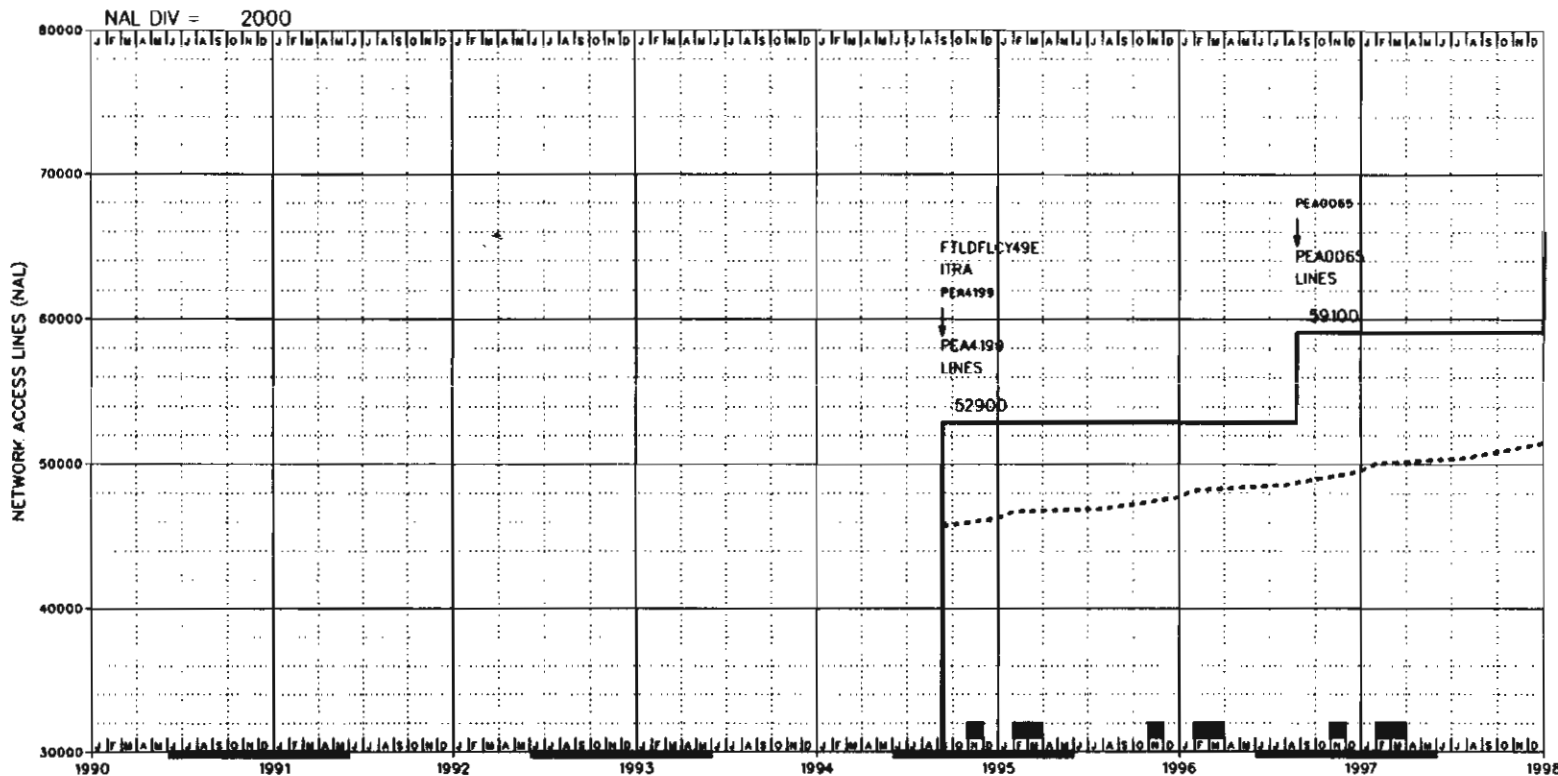
LSDP SYSTEM  
 GRAPHIC PART B VERSION 1.00  
 DATABASE: LIVE

DATE: 01/14/92  
 TIME: 19:01:07  
 CHART NO.: 7.2  
 EQ TYPE: IAES

JOB/ADJ/AT	PEA6946	1993AT1	01SP1993
EVENT-NUM	EVT1		EVT1
EVENT-DATE	08/23/92	09/11/94	09/11/94
ROTSO/TOATE	08/23/92	09/11/94	09/11/94
REQSD	08/23/92	##/##/##	09/11/94
CAP EXH.	##/##/##	##/##/##	##/##/##
SHIP DATE	06/27/92	##/##/##	08/13/94
JOB OESC.	FEATURES	ITRA	01SP
NAL TRANS		-45700	
TRANS ENT		FTLOFLCYDSD	
LSEI	NTW		
NAL CAP SE		51400	-51400 0
TC		51400	-51400 0
LNS		47600	-47600 0
NOS		53600	-53600 0
ML		47600	-47600 0
CNTRX CAP		8200	-8200 0
INST. NOS		90000	-90000 0
UAV ASSGN		24350	-24350 0
ZFNOS	85.00		
INST. LNS		53248	
UAV ASSGN		1331	
ZTOTAL FILL	91.70		
LNCAP IN LNS		47600	
SIZING DATE	11/01/91		04/29/91
NOD DUE	12/21/91		10/09/93
TELCO DUE	02/29/92		02/05/94
TURNOVER	08/23/92		09/11/94
GENERIC SVC			
GENERIC	1AE11		
CONC RATIO	4:1		
ENG LSF			
ENG CCS/NAL	3.72		0.00
DESIGN BS			
MRAJ	0.00		0.00
PROCESSOR		64100	-64100 0
CAP TRUNK		280	-280 0
OGTL TK UNIT			0
LLN/LT/SH/NM		13	-13 0
LSR/LTS/##		32	-32 0
LSH/##/L32		40	-40 0
TSC/##/TSS/NP		52	-52 0
TLN/##/L64		2048	-2048 0
TOT FRS/SHL	0		0
REUSE FR/SHL	0		0
GROSS ROOMS	24		0
EXT JOB OESC FEATURES			1AESS/DISP
ZCTOIP	5.30		0.00

JOB CAT. M

0



NOTES:

REASON FOR REISSUE:  
2948 5395 NW 14TH AVENUE  
FT LAUDERDALE

DATE OF ISSUE: 01/14/92  
EXCHANGE: FORT LAUDERDALE  
DATABASE: LIVE  
EO TYPE: 5ES  
NXX:  
351F 490S 491F 492F 493F 771F  
772F 776F 928F 938F 992X

BUILDING: FTLDFLCY STATE: FL  
LATA: SOE1/460  
COMPANY: SBEL AREA: SBFX  
DIVISION: SOUT DISTRICT: NOBR  
EXHAUST: 01/01/87  
CONTACT: M.DALEY  
NUMBER EBSCHAEFER  
EO ENGINEER JDWALKER

E. A. DATE 08/27/96  
DIR CLOSE 12/14/90  
DIR DELIVER 03/28/91  
NAL FCST 06/15/91  
CCS FCST 08/15/91  
ENTITY CUT 09/11/94  
ENTITY TERM 01/01/99

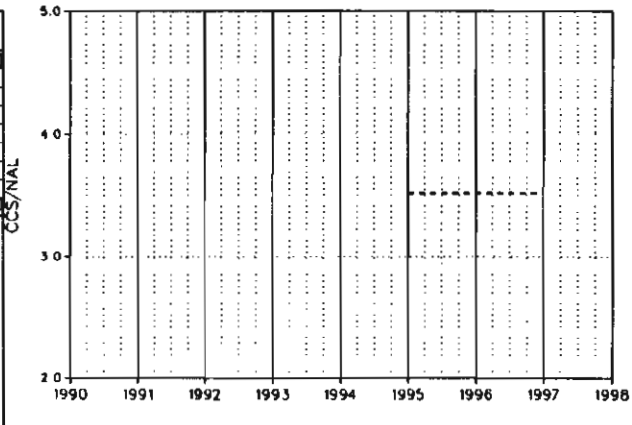
ENTITY:  
FTLDFLCYDSO CHART: 7.3

YEAR	1990	1991	1992	1993	1994	1995	1996	1997	1998
------	------	------	------	------	------	------	------	------	------

NAL						46275 (F)	47715 (F)	49515 (F)	51465 (F)
LINES						46275	47715	49515	51465
CCS/NAL						3.52	3.52	3.52	
CCS STATUS									

NAL/LN RATIO						1.00000	1.00000	1.00000	1.00000
--------------	--	--	--	--	--	---------	---------	---------	---------

SVC	1990	1991	1992	JOBNUM	RDYSO	REQSO	SHIP
DTS				PEA4199	09/11/94	09/11/94	01/15/94
				PEA0065	08/25/98	08/25/98	04/04/98
				CYDS0-2	08/23/98	08/23/98	04/04/98
IML							
%IFFM							



REPORT: PART8  
 PAGE: 1 OF 1  
 BUILDING: FTLO CYPRESS  
 ENT CUT: 09/11/94

ENTITY: FTLOFLCYOSO  
 ENT TERM: 01/01/99

L50F SYSTEM  
 GRAPHIC PART 8 VERSION 1.00  
 DATABASE: LIVE

DATE: 01/14/92  
 TIME: 19:01:07  
 CHART NO.: 7.3  
 EQ TYPE: SE5

JOB/AOJ/AT 1993AT1  
 EVENT-NUM  
 EVENT-DATE 09/11/94  
 ROYSD/TOATE 09/11/94  
 REQSD  
 CAP EXH. \*\*\*  
 SHIP DATE \*\*\*  
 JOB DESC. ITRA  
 NAL TRANS 45700  
 TRANS ENT FTLOFLCY49E

PER4199  
 EVT1  
 09/11/94  
 09/11/94  
 09/11/94  
 \*\*/\*\*  
 \*\*/\*\*  
 01/15/94  
 REPL

PER0065  
 EVT1  
 08/25/96  
 08/25/96  
 08/25/96  
 \*\*/\*\*  
 \*\*/\*\*  
 04/06/96  
 GA

CY050-2  
 EVT1  
 08/23/98  
 08/23/98  
 08/23/98  
 \*\*/\*\*  
 \*\*/\*\*  
 04/04/98  
 GA

LSEI  
 NAL CAP SE  
 TC  
 LNS  
 NOS  
 ML

NTW  
 62800 62800  
 62800 62800  
 52900 52900  
 64300 64300  
 52900 52900  
 9000 9000  
 100000 100000  
 24350 24350  
 85.00  
 68352 68352  
 1002 1002  
 78.55  
 52900 52900  
 04/29/91  
 03/13/93  
 07/10/93  
 09/11/94

NTW  
 10900 73700  
 10900 73700  
 6200 59100  
 6200 59100  
 9000 9000  
 100000 100000  
 24350 24350  
 85.00  
 12672 81024  
 1002 1002  
 73.85  
 6200 59100  
 07/23/91  
 06/03/95  
 09/30/95  
 08/25/96

NTW  
 12500 86200  
 12500 86200  
 7000 66100  
 8500 72800  
 7000 66100  
 9000 9000  
 10000 110000  
 24350 24350  
 85.00  
 14400 95424  
 1002 1002  
 70.00  
 7000 66100  
 04/29/91  
 05/31/97  
 09/27/97  
 08/23/98

CNTRX CAP  
 INST. NOS  
 UAY ASSGN  
 ZFNOS  
 INST. LNS  
 UAY ASSGN  
 ZTOTAL FILL  
 LNCAP IN LNS  
 SIZING DATE  
 NOO DUE  
 TELCO DUE  
 TURNOVER

SE8  
 8:1

SE9  
 8:1

SE10  
 8:1

GENERIC SVC  
 GENERIC  
 CONC RATIO  
 ENG LSF  
 ENG CCS/NAL  
 DESIGN BS  
 MRAJ  
 PROCESSOR  
 CAP TRUNK  
 DGTL TK UNIT  
 LLN/LI/SM/NM  
 LSR/LIS/##  
 LSH/##/L32  
 TSC/##/TSS/NP  
 TLN/##/L64  
 TOT FR5/SHL  
 REUSE FR/SHL  
 GROSS ADDNS  
 EXT JOB DESC  
 ZCTOIP

3.52  
 23.46  
 115800 115800  
 320 320  
 40  
 36 36  
 0  
 0  
 274 274  
 0  
 72  
 0  
 6400  
 NEW/DIG/SWIT  
 5.30

3.52  
 23.92  
 115800 115800  
 32 352  
 4  
 3 39  
 0  
 0  
 23 297  
 0  
 8  
 0  
 1080  
 DIG/LNS/TKS  
 5.30

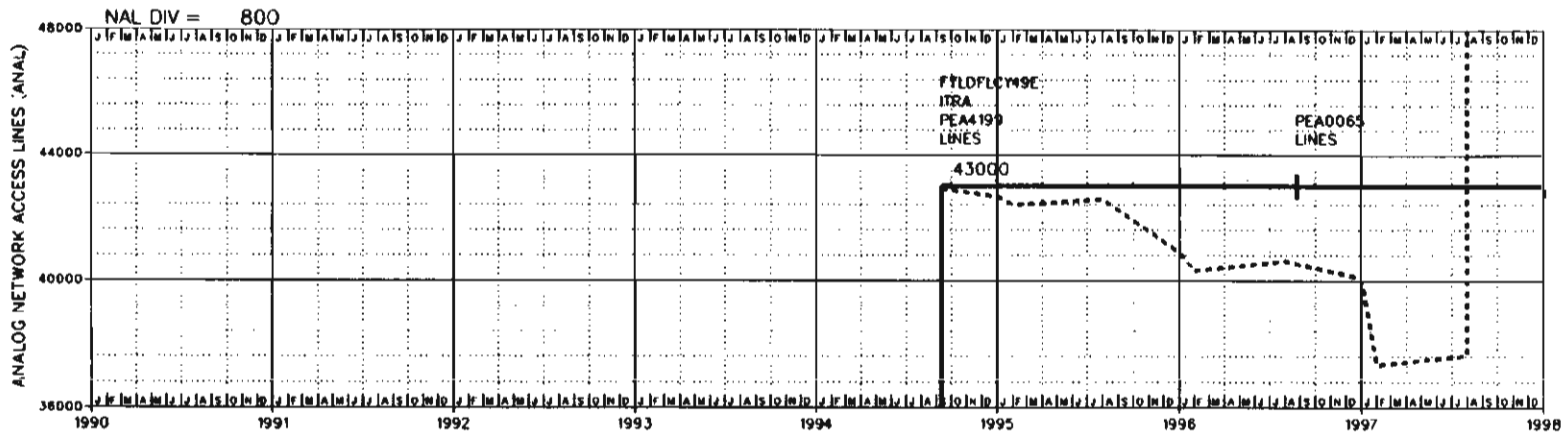
3.52  
 0.00  
 115800 115800  
 32 384  
 4  
 6 45  
 0  
 0  
 49 346  
 0  
 10  
 0  
 1728  
 0/LNS/TKS  
 5.30

JOB CAT.

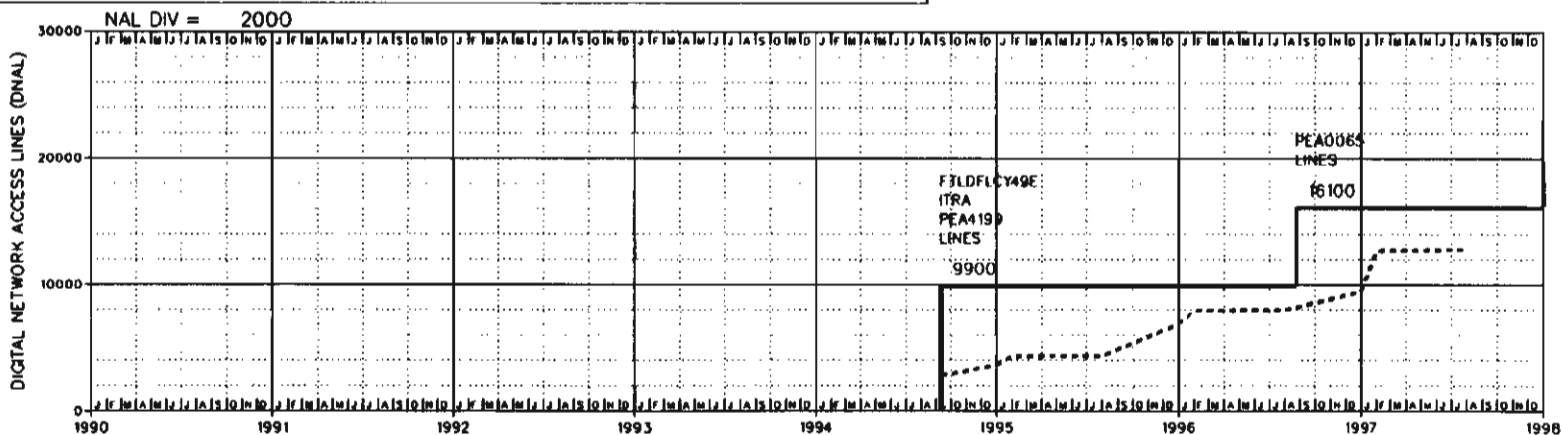
1

A

A



YEAR	1990	1991	1992	1993	1994	1995	1996	1997	1998
NAL						42663 (F)	40882 (F)	40081 (F)	51465 (F)
ANAL LNS						42663	40882	40081	51465
CCS/NAL						3.52	3.52	3.52	
ACCS ACTUAL									
NAL/LN RATIO						1.00000	1.00000	1.00000	1.00000



YEAR	1990	1991	1992	1993	1994	1995	1996	1997	1998
NAL						3612 (F)	6833 (F)	9434 (F)	(F)
DGTL CCS/NAL						3.52	3.52	3.52	
DCCS ACTUAL									
SLC SYS						100	165	230	
URBAN SYS									
NAL/LN RATIO						1.00000	1.00000	1.00000	

NOTES:

REASON FOR REISSUE:  
2948 5395 NW 14TH AVENUE  
FT LAUDERDALE

DATE OF ISSUE: 01/14/92  
EXCHANGE: FORT LAUDERDALE  
DATABASE: LIVE  
EO TYPE: 5ES

ANALOG

BUILDING SWITCH HOST FTLD CYPRESS

FCST DATE 06/15/91  
LATEST ANAL -9998998  
CONTACT M DALEY  
CONTACT NO. EBSCHAEFER  
EQUIP ENGR JDWALKER

DIGITAL

DLCFCST DATE 07/01/91

LATEST DNAL -9998998  
LATEST SLC -9998998  
LATEST URBN -9998998  
LATEST D112 -9998998

ENTITY: FTLDFLCYDSO CHART: 7.3

REPORT: PARTB  
 PAGE: 1 OF 1  
 BUILDING: FTLO CYPRESS  
 ENT CUT: 09/11/94

ENTITY: FTLOFLCYDSO  
 ENT TERM: 01/01/99

LSDF SYSTEM  
 DIGITAL PART B VERSION 1.00  
 DATABASE: LIVE

DATE: 01/14/92  
 TIME: 19:01:07  
 CHART NO.: 7.3  
 EQ TYPE: SES

JOB/ADJ/AT	1993AT1	PER4199	PER0065	CYDSO-2
EVENT-NUM		EVT1	EVT1	EVT1
EVENT-DATE	09/11/94	09/11/94	08/25/96	08/23/98
ROYSD/TORTE	09/11/94	09/11/94	08/25/96	08/23/98
REQSD	##/##/##	09/11/94	08/25/96	08/23/98
CAP EXH.	##/##/##	##/##/##	##/##/##	##/##/##
CHIP DATE	##/##/##	01/15/94	04/06/96	04/04/98
JOB OESC.	ITRA	REPL	GA	GA
TRANS ENT	FTLOFLCY49E			

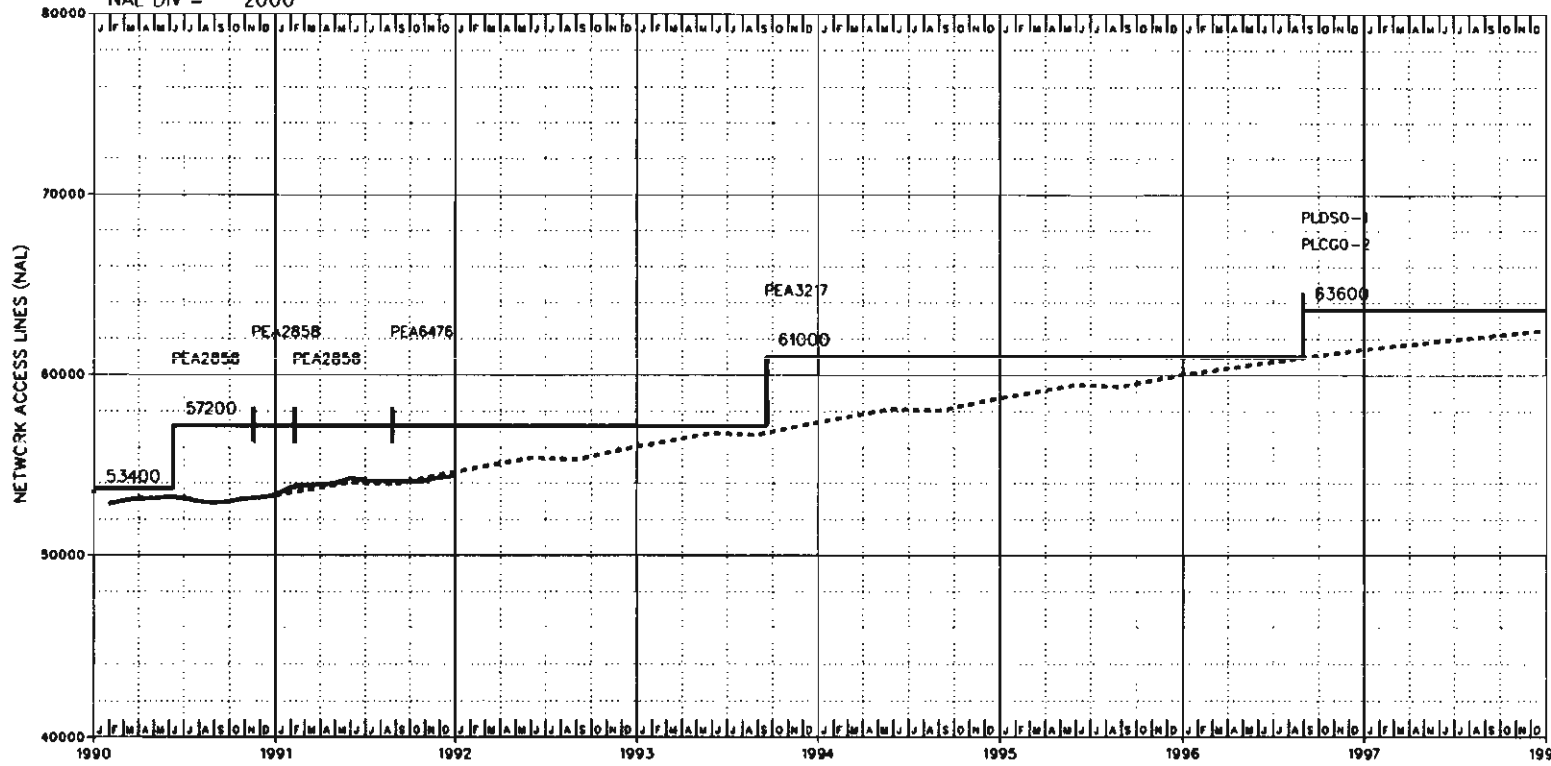
ANALOG SECTION -----

NAL TRANS	42900					
NAL CAP TC		44900	44900	44900	44900	44900
LNS		43000	43000	43000	43000	43000
ML		43000	43000	43000	43000	43000
LINE UNITS		90	90	93	94	94
INST. LNS		47616	47616	47616	47616	47616
URV ASSGN		714	714	714	714	714
ZFILL		91.68		91.68	91.68	91.68
ALNCAP LNS		43000	43000	43000	43000	43000
RENG CCS NAL		3.52		3.52	3.52	3.52
ANLG DEF LNS						
ISON CAP TC		1000	1000	1000	2000	2000
ISON CAP LNS		500	500	500	1000	1000
ISON CAP ML		500	500	500	1000	2000
ISON LN MOO						
ISON INS LNS		500	500	500	1000	2000
ISON URV LNS			0	0		
ISON ZFILL		100.00		100.00	100.00	100.00
ISON ENG CCS		20.00		20.00	20.00	20.00

DIGITAL SECTION -----

NAL TRANS	2800					
NAL CAP TC		17900	17900	10900	28800	12500
LNS		9900	9900	6200	16100	7000
ML		9900	9900	6200	16100	7000
LINE UNITS		36	36		58	83
INST. LNS		20736	20736	12672	33408	14400
URV ASSGN		288	288		288	288
ZFILL		48.42		48.61	48.61	48.61
OLNCAP LNS		9900	9900	6200	16100	7000
DENG CCS NAL		3.52		3.52	3.52	3.52
CAP SLC SYS		213	213	132	345	150
ENG SLC MO 1		213	213	132	345	150
ENG SLC MO2						
DEF SLC SYS						
CAP URBN SYS						
DEF URBN SYS						
CAP DMS112						
SLC DLU		36	36	22	58	25
URBAN DLU			0		0	0

NAL DIV = 2000



NOTES:

REASON FOR REISSUE:

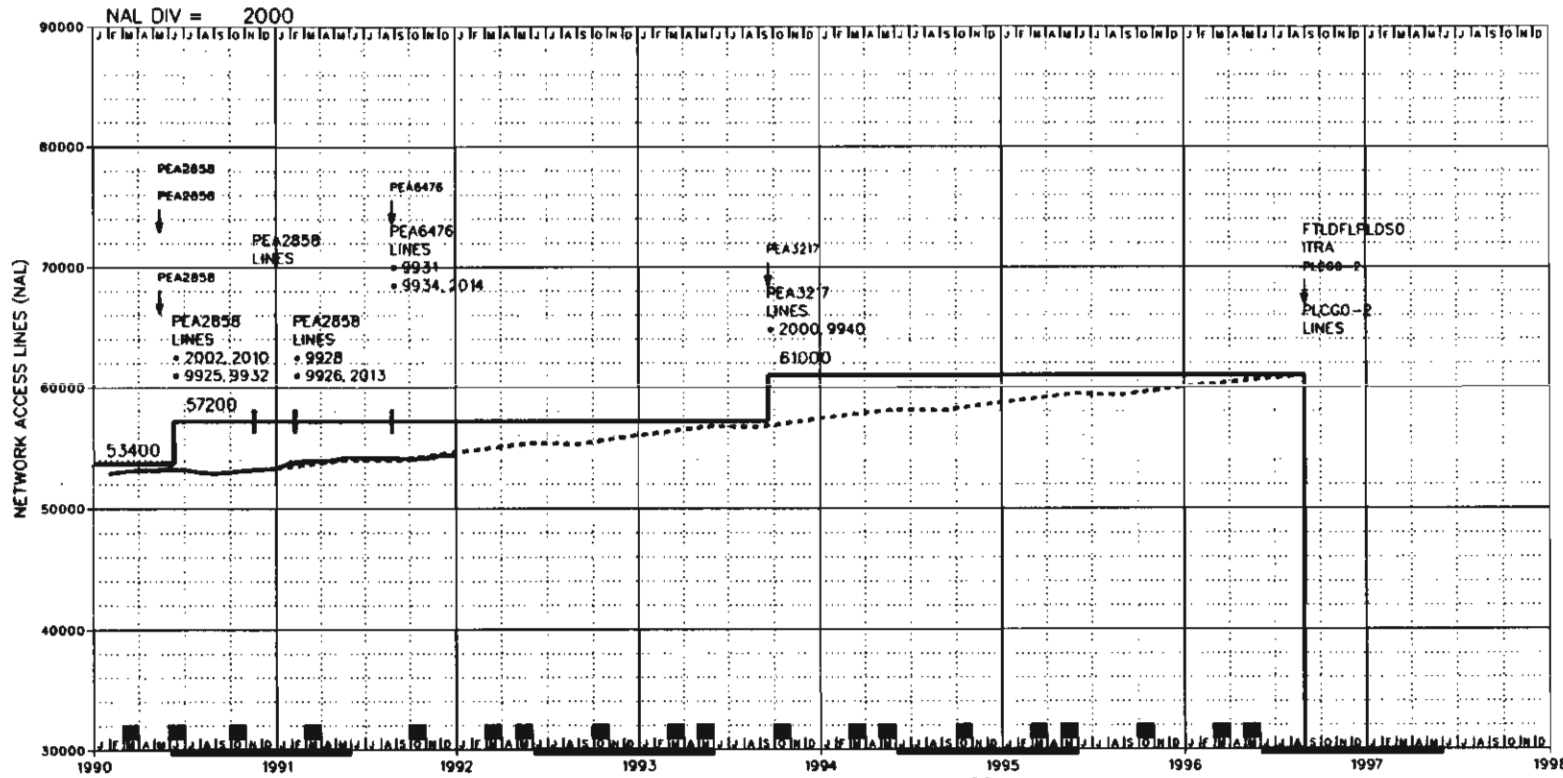
DATE OF ISSUE: 01/14/92  
 EXCHANGE: FORT LAUDERDALE  
 DATABASE: LIVE

BUILDING: FTLDLPL STATE: FL  
 LATA: SOET/460  
 COMPANY: SBEL AREA: SBFX  
 DIVISION: SOUT DISTRICT: SOBR  
 EXHAUST: 12/31/99

YEAR	1990		1991		1992		1993		1994		1995		1996		1997	
NAL/GAIN	52577	741	53318	1311	54629	1400	56029	1375	57404	1350	58754	1275	60029	1400	61429	1050
NAL/LN RATIO																

BUILDING: FTLDLPL CHART: 8.0





- NOTES:  
 2000 CALL RETURN PLUS  
 2002 RACE  
 2010 SMDR-P  
 2013 CALL FORWARD BL/DA  
 2014 FLEXIBLE ANI  
 9925 VMS  
 9926 CCS ACCESS CAPABILITY  
 9928 ONA REQUIREMENTS  
 9931 CALL TRACKING (BCLID)  
 9932 100% AMA RECORDING  
 9934 ADVANCED INTELLIGENT  
 NTWK (AIN) - REL. 0  
 CALL FWD-DONT-ANSWER  
 AFTER CALL WAITING  
 9940

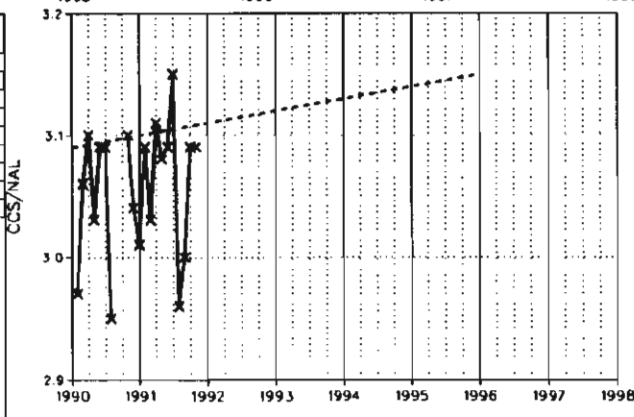
REASON FOR REISSUE:  
 2949 4036 BRYAN BLVD  
 PLANTATION

DATE OF ISSUE: 01/14/92  
 EXCHANGE: FORT LAUDERDALE  
 DATABASE: LIVE  
 EQ TYPE: IAES  
 NXX:  
 321 581 583 584 587 791  
 792 797

BUILDING: FTLDLPL STATE: FL  
 LATA: SOET/460  
 COMPANY: SBEL AREA: SBFX  
 DIVISION: SOUT DISTRICT: SOBR  
 EXHAUST: 12/31/99  
 CONTACT: SKHARWELL  
 NUMBER WWPREVATT  
 EQ ENGINEER TPTATEM  
 E. A. DATE 07/15/85  
 DIR CLOSE 12/16/91  
 DIR DELIVER 03/30/92  
 NAL FCST 06/15/91  
 CCS FCST 08/15/91  
 ENTITY CUT 08/02/81  
 ENTITY TERM 08/30/96  
 LATEST NAL 54387  
 SWITCH HOST  
 ENTITY: CHART:  
 FTLDLPLCGO 8.0

YEAR	1990	1991	1992	1993	1994	1995	1996	1997	1998
NAL	52577 (A)	53318 (A)	54629 (F)	56029 (F)	57404 (F)	58754 (F)	60029 (F)		
LINES	52577	53318	54629	56029	57404	58754	60029		
CCS/NAL	3.09	3.10	3.11	3.12	3.13	3.14	3.15		
CCS STATUS	A	A							

NAL/LN RATIO				1.00000	1.00000	1.00000	1.00000	1.00000	1.00000	1.00000	1.00000																															
SYC	1990	1991	1992	JOBNUM RDYSD REQSD SHIP																																						
DTS	1	1	1	PEA2858	06/10/90	05/13/90	03/03/90	2	2	2	PEA2858	11/18/90	05/13/90	03/03/90	3	3	3	PEA2858	02/08/91	05/13/90	03/03/90	4	4	4	PEA6476	08/25/91	08/25/91	07/01/91	5	5	5	PEA3217	09/19/93	09/19/93	04/24/93	6	6	6	PLCGO-2	08/30/96	08/30/96	06/30/96
	4	4	4					7	7	7					8	8	8					9	9	9					10	10	10											
	5	5	5					11	11	11					12	12	12					13	13	13					14	14	14											
IML	1	1	1					15	15	15					16	16	16					17	17	17					18	18	18											
%IFFM								19	19	19					20	20	20					21	21	21					22	22	22											



REPORT: PARTB

PAGE: 1 OF 2

BUILDING: FTLO PLANTATION

ENT CUT: 08/02/81

ENTITY: FTLOFLPLCGO

ENT TERM: 08/30/96

LSOF SYSTEM  
GRAPHIC PART 8 VERSION 1.00  
DATABASE: LIVE

DATE: 01/14/92

TIME: 19:01:07

CHART NO.: 8.0

EQ TYPE: IAES

JOB/ROJ/AT	1989AJ2	PEA2858	PEA2858	PEA2858	PEA6476	PEA3217
EVENT-NUM	EVT1	EVT1	EVT2	EVT3	EVT1	EVT1
EVENT-DATE	12/31/89	06/10/90	11/18/90	02/08/91	08/25/91	09/19/93
ROYSO/TOATE	12/31/89	02/08/91	02/08/91	02/08/91	08/25/91	09/19/93
REOSO	##/##/##	05/13/90	05/13/90	05/13/90	08/25/91	09/19/93
CAP EXH.	##/##/##	##/##/##	##/##/##	##/##/##	##/##/##	##/##/##
SHIP DATE	##/##/##	03/03/90	03/03/90	03/03/90	07/01/91	04/24/93
JOB DESC.	ENG OBJ	ADV COMP	TKS	GEN	MISC	GA
NAL TRANS						
TRANS ENT						
LSEI	COR	COR	COR	COR	COR	TLNCCS
NAL CAP SE		3600 60400				1700 62100
TC		6800 63700				9100 72800
LN5	300 53700	3500 57200				3800 61000
NOS	-800 61500					61500 61500
ML	300 53700	3500 57200				3800 61000
CNTRX CAP		2800 2800				1500 4300
INST. NOS		80000 80000				80000 80000
UAV ASSGN	1000 7700	7700 7700				7700 7700
%FNOS	85.00	85.00	85.00	85.00	85.00	85.00
INST. LNS		4096 65536				4096 69632
UAV ASSGN		98 1573				98 1671
%TOTAL FILL	89.50	89.50	89.50	89.50	89.50	89.76
LNCAP IN LNS	300 53700	3500 57200				3800 61000
SIZING DATE		07/15/89	07/15/89	07/15/89	07/08/91	09/18/91
NDO DUE		07/29/89	07/29/89	07/29/89	07/01/91	09/05/92
TELCO DUE		09/09/89	09/09/89	09/09/89	07/11/91	11/14/92
TURNOVER		02/08/91	02/08/91	02/08/91	07/19/91	08/29/93
GENERIC SVC						
GENERIC	1AE10	1AE10	1AE10	1AE11	1AE11	1AE11
CONC RATIO		4:1	4:1	4:1	4:1	4:1
ENG LSF						
ENG CCS/NAL	3.50	3.24	3.24	3.24	3.24	3.15
DESIGN B5						
MRAJ	0.00	39.33	0.00	0.00	0.00	67.29
PROCESSOR	58200	6500 64700				98800 98800
CAP TRUNK	320	320	40 360	360	34100 360	40 400
DGTL TK UNIT 0		0	2	0		2
LLN/LT/SM/NM	15	1 16				1 17
LSR/LT5/#/#	60	4 64				4 68
LSH/#/#/L32	0	0				0
TSC/#/#/TSS/NP	54	2 56	4 60	60		4 64
TLN/#/#/L64	2048	2048		2048		2048
TOT FR5/SHL 0		7	2	0	0	4
REUSE FR/SHL 0		5	2	0	0	4
GROSS ROOMS 0		678	0	0	362	381
EXT JOB DESC NAL/ROJ		4096 LNS/2TS	2 OCT/1/2 TL	GEN/UPORTE	FAST STORES	LN&TK GWTH
%CTOIP		7.50	7.50	7.50	7.50	7.30

JOB CAT.

F

T

G

M

A

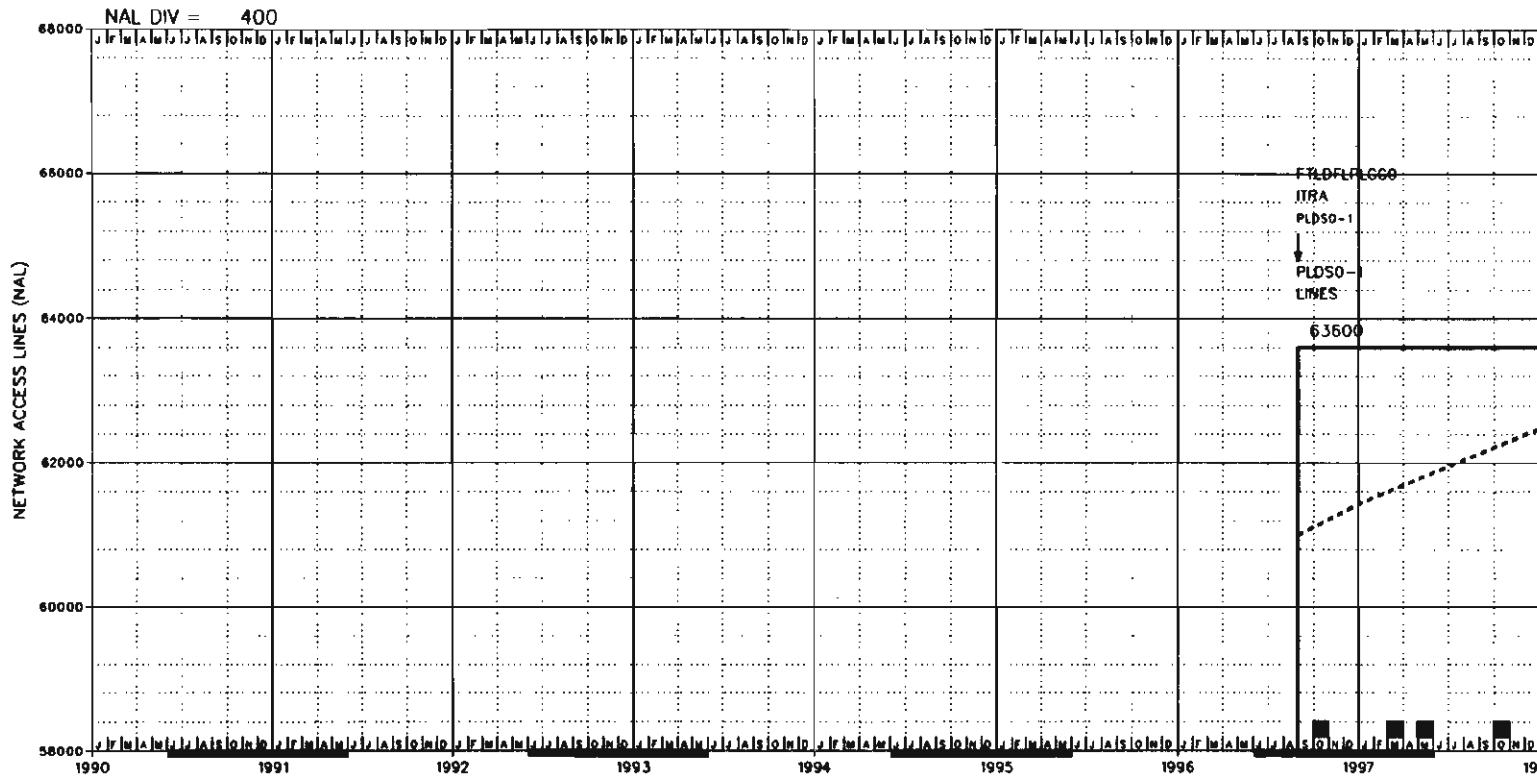
REPORT: PARTB  
 PAGE: 2 OF 2  
 BUILDING: FTLD PLANTATION ENTITY: FTLOFLPLCGO  
 ENT CUT: 08/02/81 ENT TERM: 08/30/96

LSOF SYSTEM  
 GRAPHIC PART B VERSION 1.00  
 DATABASE: LIVE

DATE: 01/14/92  
 TIME: 19:01:07  
 CHART NO.: 8.0  
 EQ TYPE: 1AES

JOB/ROJ/AT	1996AT1	PLCGO-2	
EVENT-NUM		EVT1	
EVENT-DATE	08/30/96	08/30/96	
ROYSO/TOATE	08/30/96	08/30/96	
REQSO	##/##/##	08/30/96	
CAP EXH.	##/##/##	04/29/99	
SHIP DATE	##/##/##	08/30/96	
JOB DESC.	1TRA	01SP	
NAL TRANS	-61000		
TRANS ENT	FTLOFLPLOS0		
LSE1			
NAL CAP SE		-62100	0
TC		-72800	0
LNS		-61000	0
NOS		-61500	0
ML		-61000	0
CNTRX CAP		-4300	0
INST. NOS		-80000	0
UAV ASSGN		-7700	0
%FNOS			
INST. LNS		-69632	0
UAV ASSGN		-1671	0
%TOTAL FILL			
LNCAP IN LNS		-61000	0
SIZING DATE		03/21/91	
NOO DUE		03/17/95	
TELCO DUE		07/14/95	
TURNOVER		08/30/96	
GENERIC SVC			
GENERIC			
CONC RATIO			
ENG LSF			
ENG CCS/NAL		0.00	
DESIGN 8S			
MRAJ		0.00	
PROCESSOR		-98800	0
CAP TRUNK		-400	0
DGTL TK UNIT			
LLN/LI/SM/NM		-17	0
LSR/LTS/##/##		-68	0
LSH/##/##/L32			0
TSC/##/##/TSS/NP		-64	0
TLN/##/##/L64		-2048	0
TOT FRS/SHL		0	
RFUSE FR/SHL		0	
GROSS ADDONS		0	
EXT JOB OESC			
%CTDIP		0.00	

JOB CAT. 0



NOTES:

REASON FOR REISSUE:  
2949 4036 BRYAN BLVD  
PLANTATION

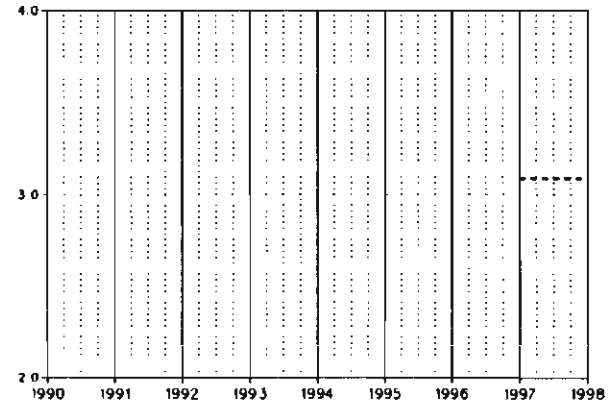
DATE OF ISSUE: 01/14/92  
EXCHANGE: FORT LAUDERDALE  
DATABASE: LIVE  
EQ TYPE: DGTL  
NXX:  
321F 581F 583F 584F 587F 791F  
792F 797F

BUILDING: FTLDFLPL STATE: FL  
LATA: SOET/460  
COMPANY: SBEL AREA: SBFX  
DIVISION: SOUT DISTRICT: SOBR  
EXHAUST: 12/31/99  
CONTACT: SKHARWELL  
NUMBER:  
EQ ENGINEER: TPTATEM  
E. A. OATE: 08/30/96  
DIR CLOSE: 12/16/91  
DIR DELIVER: 03/19/92  
NAL FCST: 06/15/91  
CCS FCST: 08/15/91  
ENTITY CUT: 08/30/96  
ENTITY TERM: 01/01/16  
LATEST NAL  
SWITCH HOST  
ENTITY:  
CHART:  
FTLDFLPLDSO 8.1

YEAR	1990	1991	1992	1993	1994	1995	1996	1997	1998
NAL								61429 (F)	62479 (F)
LINES								61429	62479
CCS/NAL								3.09	3.09
CCS STATUS									
NAL/LN RATIO								1.00000	1.00000
SVC.									
DTS									
IML									
%IFFM									

JOBNUM	RDYSD	REOSD	SHIP
PLDSO-1	08/30/96	08/30/96	01/12/96



REPORT: PARTB  
PAGE: 1 OF 1  
BUILDING: FTLO PLANTATION  
ENT CUT: 08/30/96

ENTITY: FTLOFLPLOS0  
ENT TERM: 01/01/16


LSOF SYSTEM  
GRAPHIC PART B VERSION 1.00  
DATABASE: LIVE

DATE: 01/14/92  
TIME: 19:01:07  
CHART NO.: 8.1  
EQ TYPE: OCTL


JOB/ADJ/AT	1996AT1	PLOS0-1
EVENT-NUM		EVT1
EVENT-DATE	08/30/96	08/30/96
RDYSD/TDATE	08/30/96	08/30/96
REQSD	■/■/■	08/30/96
CAP EXH.	■/■/■	05/29/99
SHIP DATE	■/■/■	01/12/96
JOB DESC.	ITRA	REPL
NAL TRANS	61000	
TRANS ENT	FTLOFLPLCCG	
LSET		NTW
NAL CAP SE		80900 80900
TC		80900 80900
LNS		63600 63600
NOS		70000 70000
ML		63600 63600
CNTRX CAP		5000 5000
INST. NOS		90000 90000
UAV ASSGN		7700 7700
ZFNOS		85.00
INST. LNS		76160 76160
UAV ASSGN		910 910
ZTOTAL FILL		84.56
LNCAP IN LNS		63600 63600
SIZING DATE		03/21/91
MOD QUE		03/17/95
TELCO QUE		07/14/95
TURNOVER		06/08/96
GENERIC SVC		5E9
GENERIC		
CONC RATIO		
ENG LSF		
ENG CCS/NAL		3.09
DESIGN BS		
MRAJ		0.00
PROCESSOR		65800 65800
CAP TRUNK		440 440
OCTL TK UNIT		55
LLN/LT/SH/NM		40 40
LSR/LTS/■/■		0
LSH/■/■/L32		
TSC/■/TSS/MP		318 318
TLN/■/■/L64		55 55
TOT FR/SHL		120
REUSE FR/SHL		
GROSS ROOMS		8400
EXT JOB DESC		REPL
ZCTOIP		7.19

JOB CAT.

I



YEAR	1990	1991	1992	1993	1994	1995	1996	1997	1998
NAL								46195 (F)	46970 (F)
ANAL LNS								46195	46970
CCS/NAL								3.09	3.09
ACCS ACTUAL									
NAL/LN RATIO								1.00000	1.00000



YEAR	1990	1991	1992	1993	1994	1995	1996	1997	1998
NAL								15234 (F)	15509 (F)
DNAL								15234	15509
CCS/NAL								3.09	3.09
ACCS ACTUAL									
SLC SYS								222	226
URBAN SYS									
NAL/LN RATIO								1.00000	1.00000

NOTES:

REASON FOR REISSUE:  
2949 4036 BRYAN BLVD  
PLANTATION

DATE OF ISSUE: 01/14/92  
EXCHANGE: FORT LAUDERDALE  
DATABASE: LIVE  
EO TYPE: DGTL

ANALOG

BUILDING SWITCH HOST FTLD PLANTATION

FCST DATE 06/15/91  
LATEST ANAL -9998998  
CONTACT SKHARWELL  
CONTACT NO.  
EQUIP ENGR TPTATEM

DIGITAL  
DLFCST DATE 07/01/91

LATEST DNAL -9998998  
LATEST SLC -9998998  
LATEST URBN -9998998  
LATEST D112 -9998998

ENTITY: FTLDPLDSO CHART: 8.1

REPORT: PARTB  
PAGE: 1 OF 1  
BUILDING: FTLO PLANTATION ENTITY: FTLOFLPLDSD  
ENT CUT: 08/30/96 ENT TERM: 01/01/16

LSDP SYSTEM  
DIGITAL PART B VERSION 1.00  
DATABASE: LIVE

DATE: 01/14/92  
TIME: 19:01:07  
CHART NO.: B.1  
EQ TYPE: DCTL

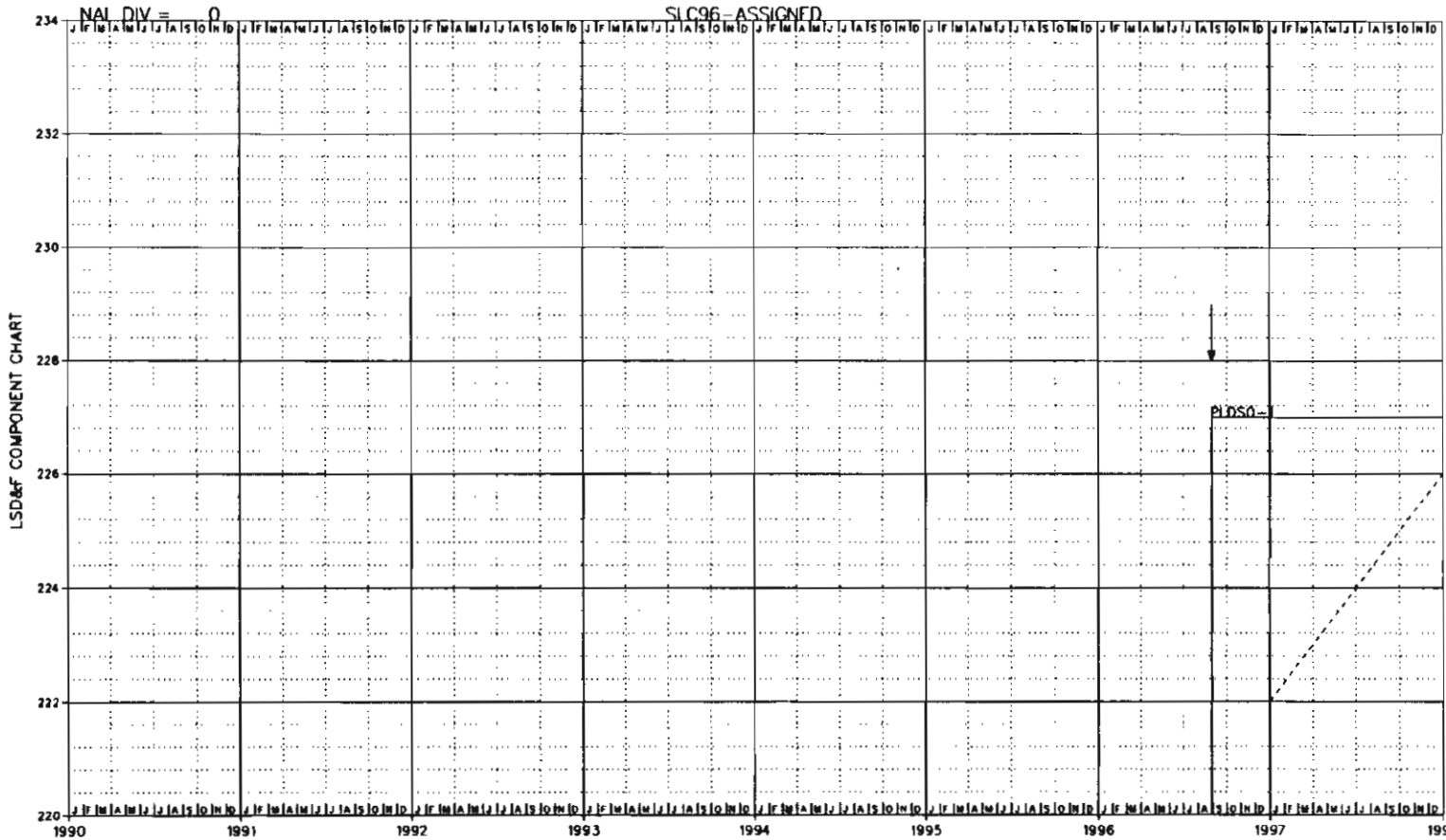
JOB/AOJ/AT 1996AT1 PLOSO-1  
EVENT-NUM EVT1  
EVENT-DATE 08/30/96 08/30/96  
ROYSO/TOATE 08/30/96 08/30/96  
REQSO \*\*/\*\*/\*\* 08/30/96  
CAP EXH. \*\*/\*\*/\*\* 05/29/99  
SHIP DATE \*\*/\*\*/\*\* 01/12/96  
JOB DESC. TYRA REPL  
TRANS ENT FTLOFLPLCGO

ANALOG SECTION -----

NAL TRANS	46050		
NAL CAP TC		58300	58300
LNS		48000	48000
ML		48000	48000
LINE UNITS		106	106
INST. LNS		54272	54272
UAV ASSGN		814	814
%FILL		89.85	
ALNCAP LNS		48000	48000
ENG CCS NAL		3.09	
ANLC DEF LNS			
ISDN CAP TC			
ISDN CAP LNS			
ISDN CAP ML			
ISDN LN MOD			
ISDN INS LNS			
ISDN UAV LNS			
ISDN %FILL			
ISDN ENG CCS			

DIGITAL SECTION -----

NAL TRANS	14950		
NAL CAP TC		22600	22600
LNS		15600	15600
ML		15600	15600
LINE UNITS		38	38
INST. LNS		21888	21888
UAV ASSGN		96	96
%FILL		71.60	
DLNCAP LNS		15600	15600
DENG CCS NAL		3.09	
CAP SLC SYS		227	227
ENG SLC MD 1		227	227
ENG SLC MD 2			
DEF SLC SYS			
CAP URBN SYS			
DEF URBN SYS			
CAP DM5112			
SLC DLU			
URBAN DLU			



NOTES:

REASON FOR REISSUE:  
 2949 4036 BRYAN BLVD  
 PLANTATION

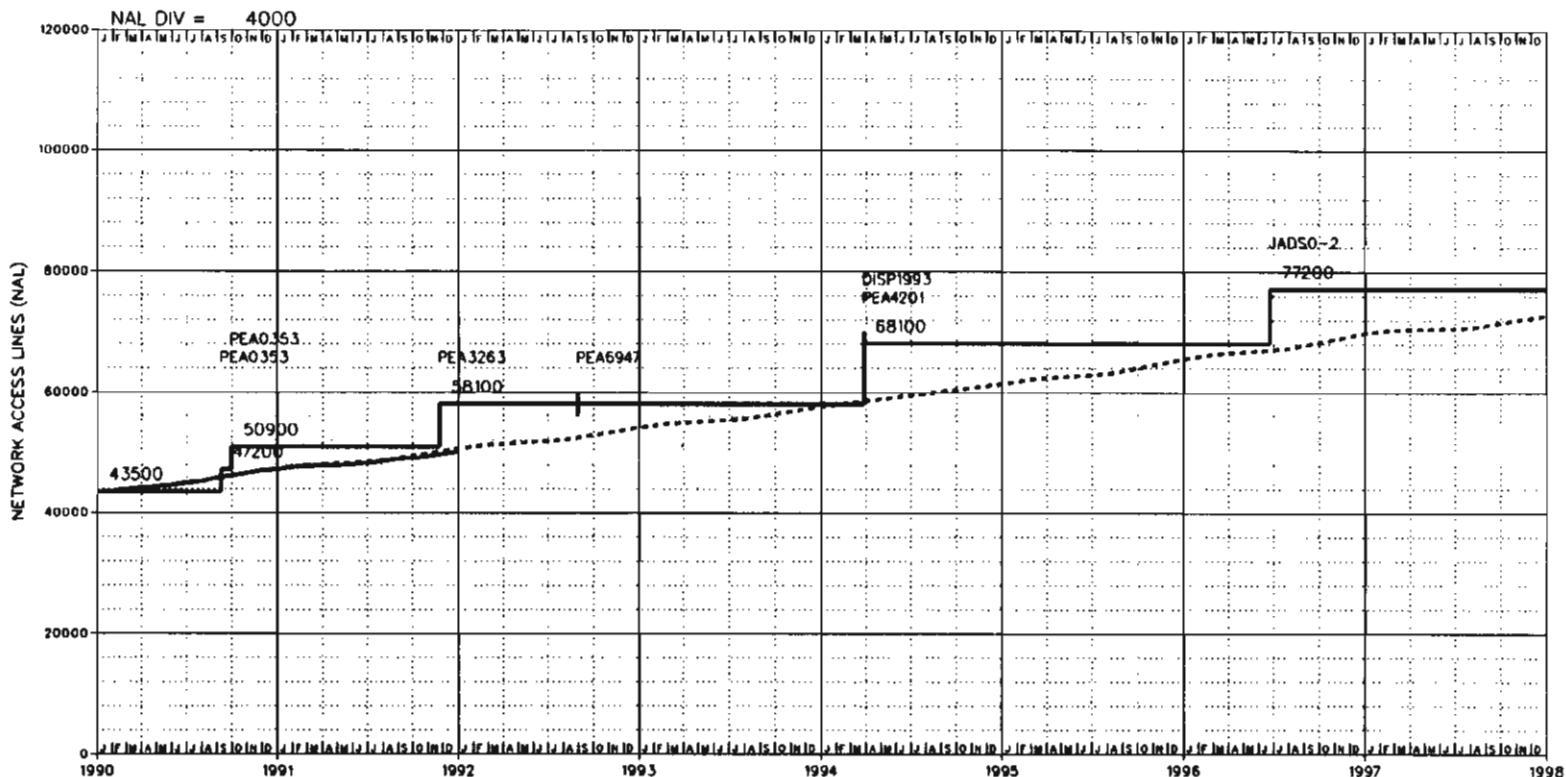
DATE OF ISSUE: 01/14/92  
 EXCHANGE: FORT LAUDERDALE  
 DATABASE: LIVE  
 EQ TYPE: DGTL  
 NXX 321F 581F 583F 584F 587F  
 791F 792F 797F

BUILDING: FTLDLPL STATE: FL  
 LATA: SOET/480  
 COMPANY: SBEL AREA: SBFX  
 DIVISION: SOUT OISTRIC: SOBR  
 EXHAUST: 12/3/99  
 CONTACT: SKHARWELL  
 NUMBER:

YEAR	1990	1991	1992	1993	1994	1995	1996	1997
DEMAND/GAIN								222 (F) 4
SLC MODE 1C								
SLC MODE 1F								222
SLC MODE 2C								
SLC MODE 2F								

ENTITY: FTLDLPLDSO CHART: 8.1





NOTES:

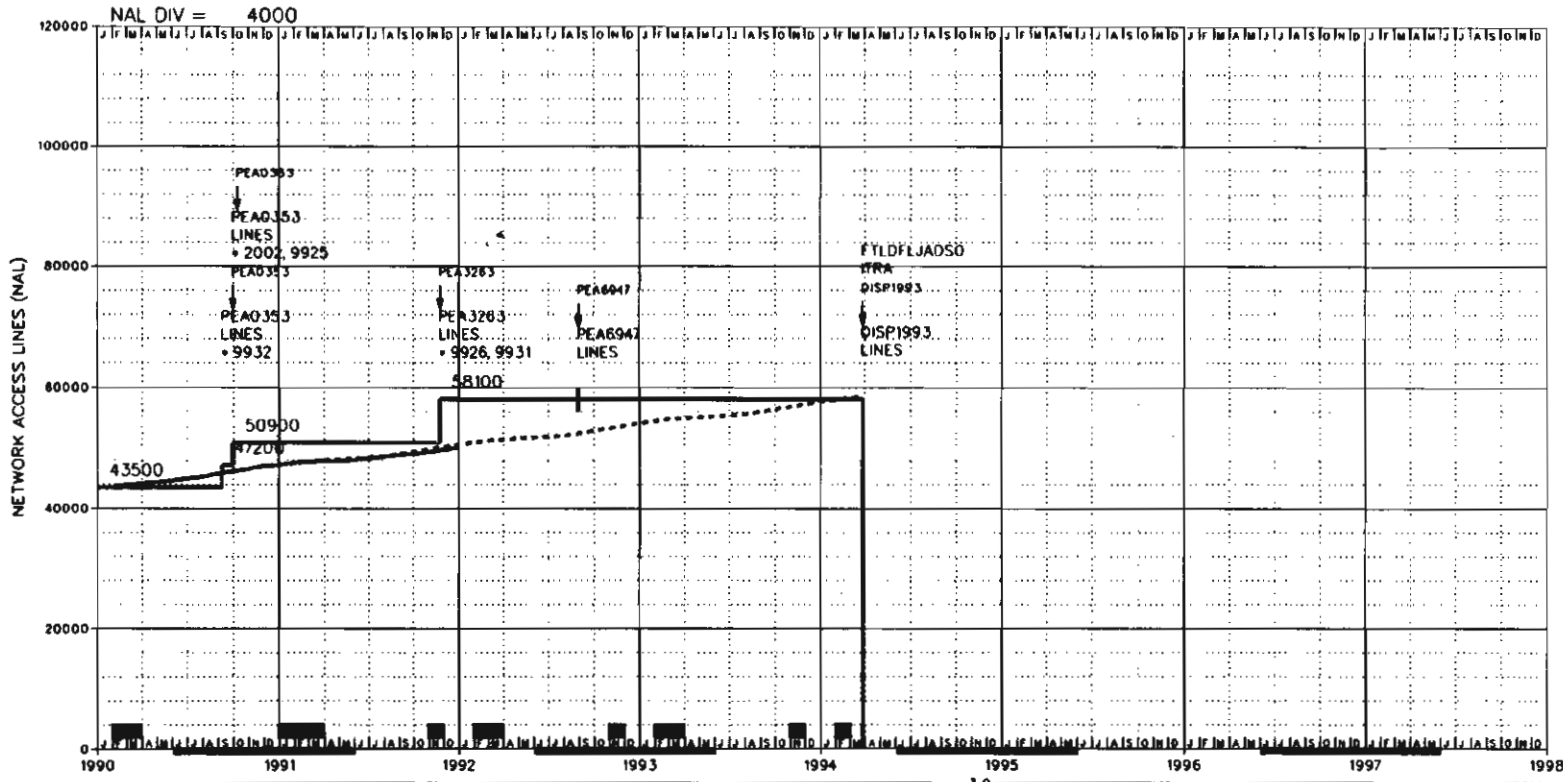
REASON FOR REISSUE:

DATE OF ISSUE: 01/14/92  
 EXCHANGE: FORT LAUDERDALE  
 DATABASE: LIVE

BUILDING: FTLDLJA STATE: FL  
 LATA: SOET/460  
 COMPANY: SBEL AREA: SBFX  
 DIVISION: SOUT DISTRICT: SOBR  
 EXHAUST: 12/31/99

YEAR	1990		1991		1992		1993		1994		1995		1996		1997	
NAL/GAIN	43162	3975	47137	3425	50562	3550	54112	3575	57687	3750	61437	4075	65512	4350	69862	3044
NAL/LN RATIO																

BUILDING: FTLDLJA CHART: 9.0



NOTES:  
 2002 RACF  
 9925 VMS  
 9926 CCS ACCESS CAPABILITY  
 9931 CALL TRACKING (BCLID)  
 9932 100% AMA RECORDING

REASON FOR REISSUE:  
 2950 10141 W BROWARD BLVD  
 FT LAUDERDALE

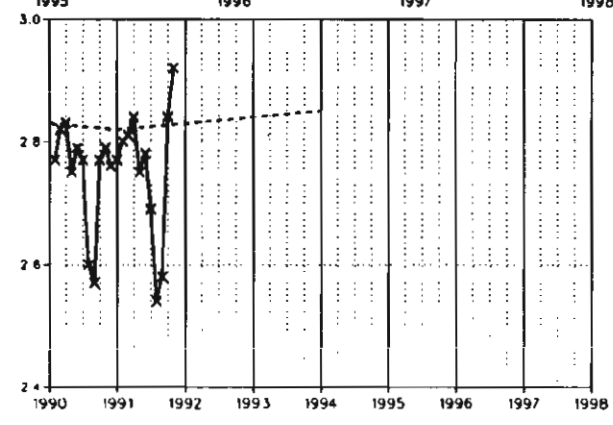
DATE OF ISSUE: 01/14/92  
 EXCHANGE: FORT LAUDERDALE  
 DATABASE: LIVE  
 EQ TYPE: IAES  
 NXX:  
 231X 370 424 452 472 473  
 474 475 476

BUILDING: FTDLFLJA STATE: FL  
 LATA: SOET/460  
 COMPANY: SBEL AREA: SBFX  
 DIVISION: SOUT DISTRICT: SOBR  
 EXHAUST: 12/31/99  
 CONTACT: RJBOLTZ  
 NUMBER: SSOERR  
 EQ ENGINEER

E. A. DATE 05/20/85  
 DIR CLOSE 12/14/90  
 DIR DELIVER 03/04/91  
 NAL FCST 06/15/91  
 CCS FCST 08/15/91  
 ENTITY CUT 11/03/74  
 ENTITY TERM 03/27/94  
 LATEST NAL 50029  
 SWITCH HOST  
 ENTITY:

CHART:  
 FTDLFLJA47E 9.1

YEAR	1990	1991	1992	1993	1994	1995	1996	1997	1998
NAL	43162 (A)	47137 (A)	50562 (F)	54112 (F)	57687 (F)				
LINES	43162	47137	50562	54112	57687				
CCS/NAL	2.83	2.82	2.83	2.84	2.85				
CCS STATUS	A	A							
NAL/LN RATIO 1.00000 1.00000 1.00000 1.00000 1.00000									
SVC.	1990			1991			1992		
OTS	O	O	O	O	O	O	O	O	O
IML	O	O	O	O	O	O	O	O	O
DIFFM									
JOBNUM	RDYSD REQSD SHIP								
PEA0353	09/09/90 09/30/90 03/17/90								
PEA0355	09/30/90 10/09/90 03/17/90								
PEA3283	11/24/91 11/24/91 04/06/91								
PEA6947	08/30/92 08/30/92 07/04/92								
DISP1993	03/27/94 03/27/94 02/26/94								



REPORT: PARTB  
 PAGE: 1 OF 1  
 BUILDING: FILO JACARANDA  
 ENT CUT: 11/03/74

ENTITY: FILOFLJA47E  
 ENT TERM: 03/27/94

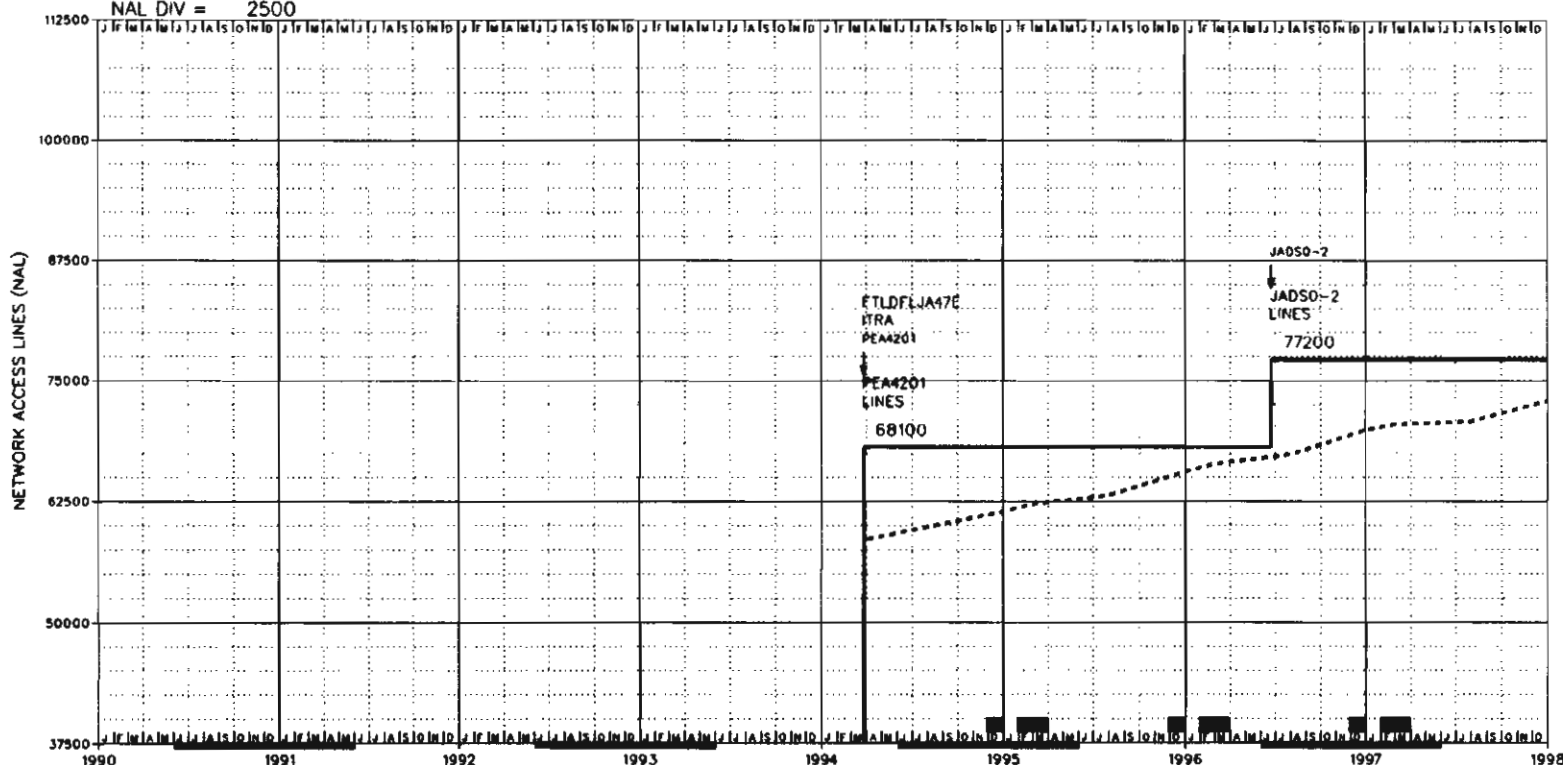
LSOF SYSTEM  
 GRAPHIC PART B VERSION 1.00  
 DATABASE: LIVE

DATE: 01/14/92  
 TIME: 19:01:07  
 CHART NO.: 9.1  
 EQ TYPE: 1AES

JOB/AOJ/AT	PEA0353	PEA0353	PEA3263	PEA6947	1993ATI	01SP1993
EVENT-NUM	EVT1	EVT2	EVT1	EVT1		EVT1
EVENT-DATE	09/09/90	09/30/90	11/24/91	08/30/92	03/27/94	03/27/94
ROYSO/TOATE	09/30/90	09/30/90	11/24/91	08/30/92	03/27/94	03/27/94
REQSD	09/30/90	10/09/90	11/24/91	08/30/92	##/##/##	03/27/94
CAP EXH.	##/##/##	##/##/##	##/##/##	##/##/##	##/##/##	##/##/##
SHIP DATE	03/17/90	03/17/90	04/06/91	07/04/92	##/##/##	02/26/94
JOB OESC.	GA	GA	GA	FEATURES	ITRA	01SP
NAL TRANS					-58500	
TRANS ENT					FTLOFLJA050	
LSEI	COR	COR	COR	COR		TLNCCS
NAL CAP SE	4900 48900	4400 53300	8200 61500		61500	-61500 0
TC	4000 54100	3700 57800	5600 63400		63400	-63400 0
LNS	3700 47200	3700 50900	7200 58100		58100	-58100 0
NOS	-300 56900		7500 64400		64400	-64400 0
ML	3700 47200	3700 50900	7200 58100		58100	-58100 0
CNTRX CAP	100 1200					-1200 0
INST. NOS			10000 100000		100000	-100000 0
URV ASSGN	-8000 20460		843 21303		21303	-21303 0
%FNOS	85.00	85.00	85.00	85.00		-65536 0
INST. LNS	4096 53248	4096 57344	8192 65536		65536	-1376 0
URV ASSGN	86 1118	86 1204	172 1376		1376	
%TOTAL FILL	90.50	90.70	90.60	90.60		-58100 0
LNCAP IN LNS	3700 47200	3700 50900	7200 58100		58100	
SIZING DATE	03/16/89	09/06/89	02/19/90	11/01/91		04/30/94
NOD OUE	05/13/89	05/13/89	06/02/90	12/28/91		04/24/93
TELCO DUE	09/09/89	09/09/89	09/29/90	03/14/92		08/21/93
TURNOVER	09/30/90	09/09/90	11/24/91	08/30/92		03/27/94
GENERIC SVC			08/03/91			
GENERIC	1AE10	1AE10	1AE11	1AE11		
CONC RATIO	4:1	4:1	4:1	4:1		
ENG LSF						0.00
ENG CCS/NAL	2.91	2.91	2.91	2.91		
DESIGN 85						
MRAJ	0.99	13.80	28.06	0.00		0.00
PROCESSOR		13600 88500	-7600 80900		80900	-80900 0
CAP TRUNK	20 200	20 220	40 260		260	-260 0
DCTL TK UNIT	1	1	2			0
LLN/LT/SM/NM	1 15	1 16	2 18		18	-18 0
LSR/LTS/##	4 28	4 32	8 40		40	-40 0
LSH/##/L32	4 48	4 48	4 48		48	-48 0
TSC/##/TSS/NP	2 44	4 48	4 52		52	-52 0
TLN/##/L64			1024		1024	-1024 0
TOT FR5/SHL	5	5	11	0		0
REUSE FR/SHL	5	4	11	0		0
GROSS ADDNS	0	783	934	2		0
EXT JOB OESC	4096/LNS/TLN	4096/LNS/10C	8192/DCT/1AE	FEATURES		1AESS/REPL
%CTDIP	6.30	6.30	6.30	6.30		0.00

JOB CAT.      A                      A                      A                      M                      0

NAL DIV = 2500



NOTES:

REASON FOR REISSUE:  
 2950 10141 W BROWARD BLVD  
 FT LAUDERDALE

DATE OF ISSUE: 01/14/92  
 EXCHANGE: FORT LAUDERDALE  
 DATABASE: LIVE  
 EO TYPE: 5ES  
 NXX:  
 370F 424F 452F 472F 473F 474F  
 475F 476F

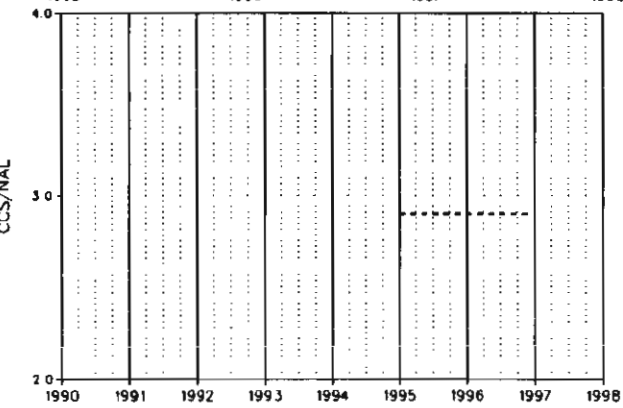
BUILDING: FTLDFLJA STATE: FL  
 LATA: SOET/460  
 COMPANY: SBEL AREA: SBFX  
 DIVISION: SOUT DISTRICT: SOBR  
 EXHAUST: 12/31/99  
 CONTACT: RJBOLTZ  
 NUMBER  
 EO ENGINEER

E. A. DATE 06/18/94  
 DIR CLOSE 12/14/90  
 DIR DELIVER 03/04/91  
 NAL FCST 06/15/91  
 CCS FCST 08/15/91  
 ENTITY CUT 03/27/94  
 ENTITY TERM 12/31/99  
 LATEST NAL  
 SWITCH HOST  
 ENTITY: CHART:  
 FTLDFLJADSO 9.2

YEAR	1990	1991	1992	1993	1994	1995	1996	1997	1998
NAL				(F)		61437 (F)	65512 (F)	69862 (F)	72906 (F)
LINES						61437	65512	69862	72906
CCS/NAL				0.00		2.90	2.90	2.90	0.00
CCS STATUS									
NAL/LN RATIO						1.00000	1.00000	1.00000	1.00000

SVC.	1990	1991	1992	JOBNUM	RDYSD	REOSO	SHIP
DTS				PEA4201	03/27/94	03/27/94	08/28/93
IML				JADSO-2	08/23/96	08/23/98	02/03/98
%IFFM							



REPORT: PARTB  
 PAGE: 1 OF 1  
 BUILDING: FTLO JACARANDA  
 ENT CUT: 03/27/94

ENTITY: FTLOFLJAOSO  
 ENT TERM: 12/31/99

LSDF SYSTEM  
 GRAPHIC PART B VERSION 1.00  
 DATABASE: LIVE

DATE: 01/14/92  
 TIME: 19:01:07  
 CHART NO.: 9-2  
 EQ TYPE: SES

JOB/ROJ/AT 1993AT1  
 EVENT-NUM  
 EVENT-DATE 03/27/94  
 ROYSO/TOATE 03/27/94  
 REOSO  
 CAP EXH.   
 SHIP DATE   
 JOB DESC. ITRA  
 NAL TRANS S8500  
 TRANS ENT FTLOFLJA47E

PEA4201  
 EVT1  
 03/27/94  
 03/27/94  
 03/27/94  
  
  
  
 08/28/93  
 REPL

JADS0-2  
 EVT1  
 06/23/96  
 06/23/96  
 06/23/96  
  
  
  
 02/03/96  
 CA

LSEI  
 NAL CAP SE  
 IC  
 LNS  
 NOS  
 ML  
 CNTRX CAP  
 INST. NOS  
 UAY ASSCN  
 %FNOS  
 INST. LNS  
 UAY ASSCN  
 %TOTAL FILL  
 LNCAP IN LNS  
 SIZING DATE  
 NOO DUE  
 TELCO DUE  
 TURNOVER  
 GENERIC SVC  
 GENERIC  
 CONC RATIO  
 ENG LSF  
 ENG CCS/NAL  
 DESIGN BS  
 MRAJ  
 PROCESSOR  
 CAP TRUNK  
 DGTL TK UNIT  
 LLN/LT/SM/NM  
 LSR/LTS/##  
 LSH/##/L32  
 TSC/##/TSS/NP  
 TLN/##/L64  
 TOT FR/SHL  
 REUSE FR/SHL  
 GROSS ROOMS  
 EXT JOB DESC  
 %CTOIP

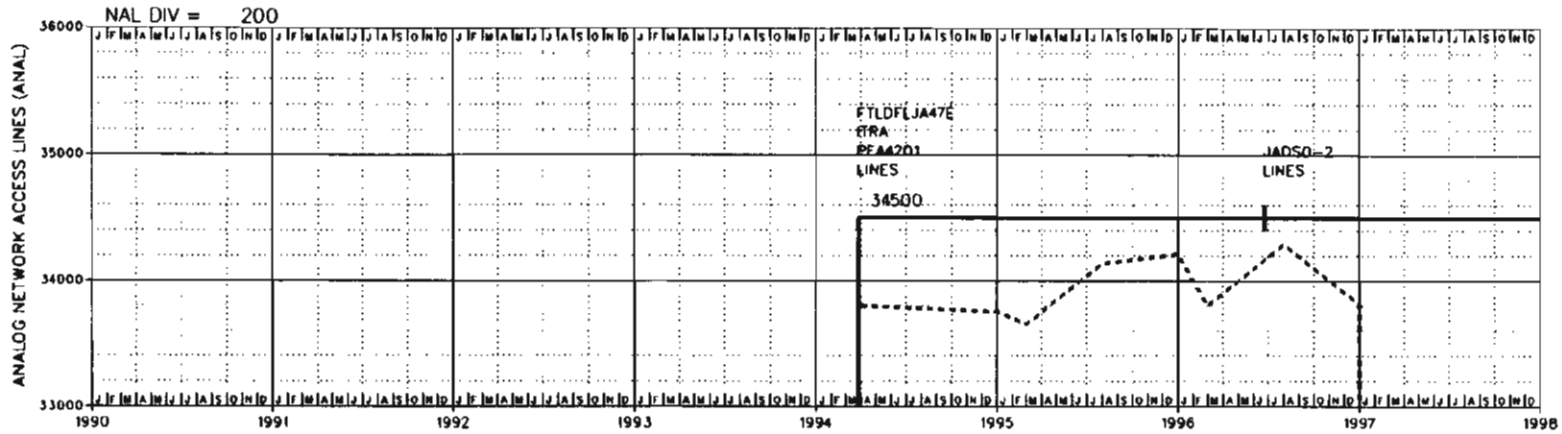
NTW  
 82900 82900  
 82900 82900  
 68100 68100  
 73300 73300  
 68100 68100  
 3000 3000  
 110000 110000  
 23803 23803  
 85.00  
 83968 83968  
 682 682  
 81.74  
 68100 68100  
 06/24/91  
 11/14/92  
 02/27/93  
 12/19/93  
 5E9  
 10:1  
 2.90  
 26.91  
 120000 120000  
 312 312  
 35 35  
 0  
 0  
 275 275  
 0  
 70  
 0  
 6600  
 NEW SWITCH  
 5.77

NTW  
 12700 95600  
 12700 95600  
 9100 77200  
 8500 81800  
 9100 77200  
 100 3100  
 10000 120000  
 23803  
 85.00  
 12096 96064  
 682  
 80.94  
 9100 77200  
 06/24/91  
 04/22/95  
 08/05/95  
 06/23/96  
 5E11  
 10:1  
 2.90  
 0.00  
 16 120000  
 328  
 2  
 3 38  
 0  
 0  
 28 303  
 0  
 6  
 0  
 375  
 5.77

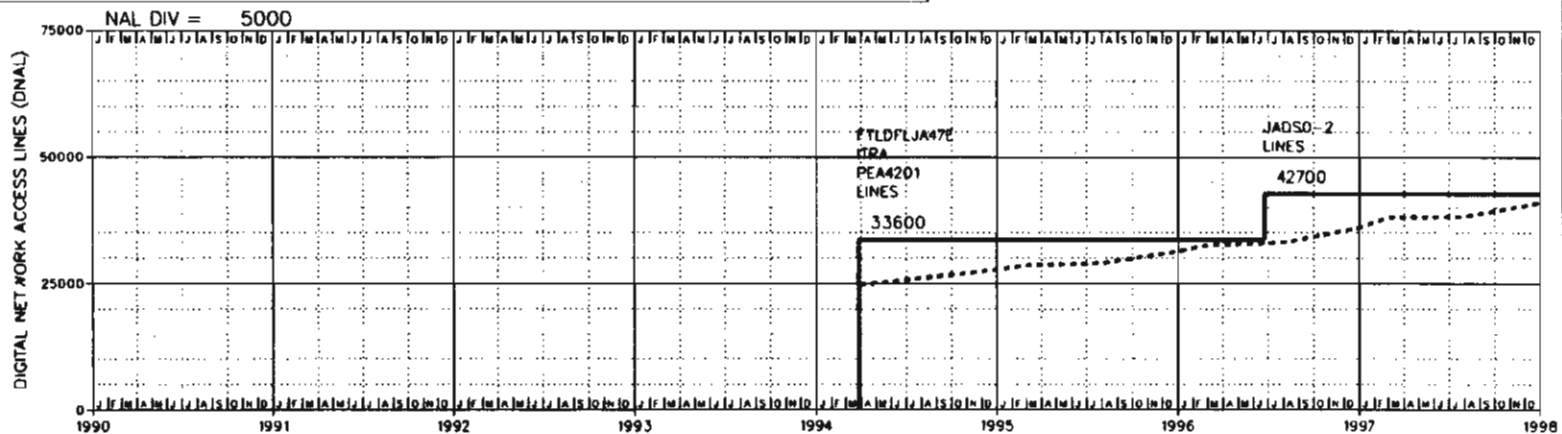
JOB CAT.

I

A



YEAR	1990	1991	1992	1993	1994	1995	1996	1997	1998
NAL				(F)		33752 (F)	34212 (F)	33813 (F)	31952 (F)
ANAL LINES						33752	34212	33813	31952
CCS/NAL				0.00		2.90	2.90	2.90	0.00
ACCS ACTUAL									
NAL/LN RATIO						1.00000	1.00000	1.00000	1.00000



YEAR	1990	1991	1992	1993	1994	1995	1996	1997	1998
NAL				(F)		27685 (F)	31300 (F)	36049 (F)	40954 (F)
DNAL						27685	31300	36049	40954
CCS/NAL				0.00		2.90	2.90	2.90	0.00
DCCS ACTUAL									
SLC SYS				0		385	435	497	
URBAN SYS				0		0			
NAL/LN RATIO						1.00000	1.00000	1.00000	1.00000

NOTES:

REASON FOR REISSUE:  
2950 10141 W BROWARD BLVD  
FT LAUDERDALE

DATE OF ISSUE: 01/14/92  
EXCHANGE: FORT LAUDERDALE  
DATABASE: LIVE  
EO TYPE: SES  
ANALOG

BUILDING SWITCH HOST FTLD JACARANDA

FCST DATE 06/15/91  
LATEST ANAL -9998998  
CONTACT RJBOLTZ  
CONTACT NO.  
EQUIP ENGR

DIGITAL  
DLFCST DATE 07/01/91

LATEST DNAL -9998998  
LATEST SLC -9998998  
LATEST URBAN -9998998  
LATEST D112 -9998998

ENTITY: FTLDLJADSO  
CHART: 9.2

REPORT: PART8

PAGE: 1 OF 1

BUILDING: FILD JACARANOA

ENT CUT: 03/27/94

ENTITY: FIFLOFLJAOSO

ENT TERM: 12/31/99

LSOF SYSTEM  
DIGITAL PART 8 VERSION 1.00  
DATABASE: LIVE

DATE: 01/14/92

TIME: 19:01:07

CHART NO.: 9.2

EO TYPE: SES

JOB/ROJ/AT	1993AT1	PER4201	JAOSO-2
EVENT-NUM		EVT1	EVT1
EVENT-DATE	03/27/94	03/27/94	06/23/96
ROYSO/TDATE	03/27/94	03/27/94	06/23/96
REOSO	##/##/##	03/27/94	06/23/96
CAP EXH.	##/##/##	##/##/##	##/##/##
SHIP DATE	##/##/##	08/28/93	02/03/96
JOB DESC.	ITRA	REPL	GA
TRANS ENT	FIFLOFLJA47E		

ANALOG SECTION -----

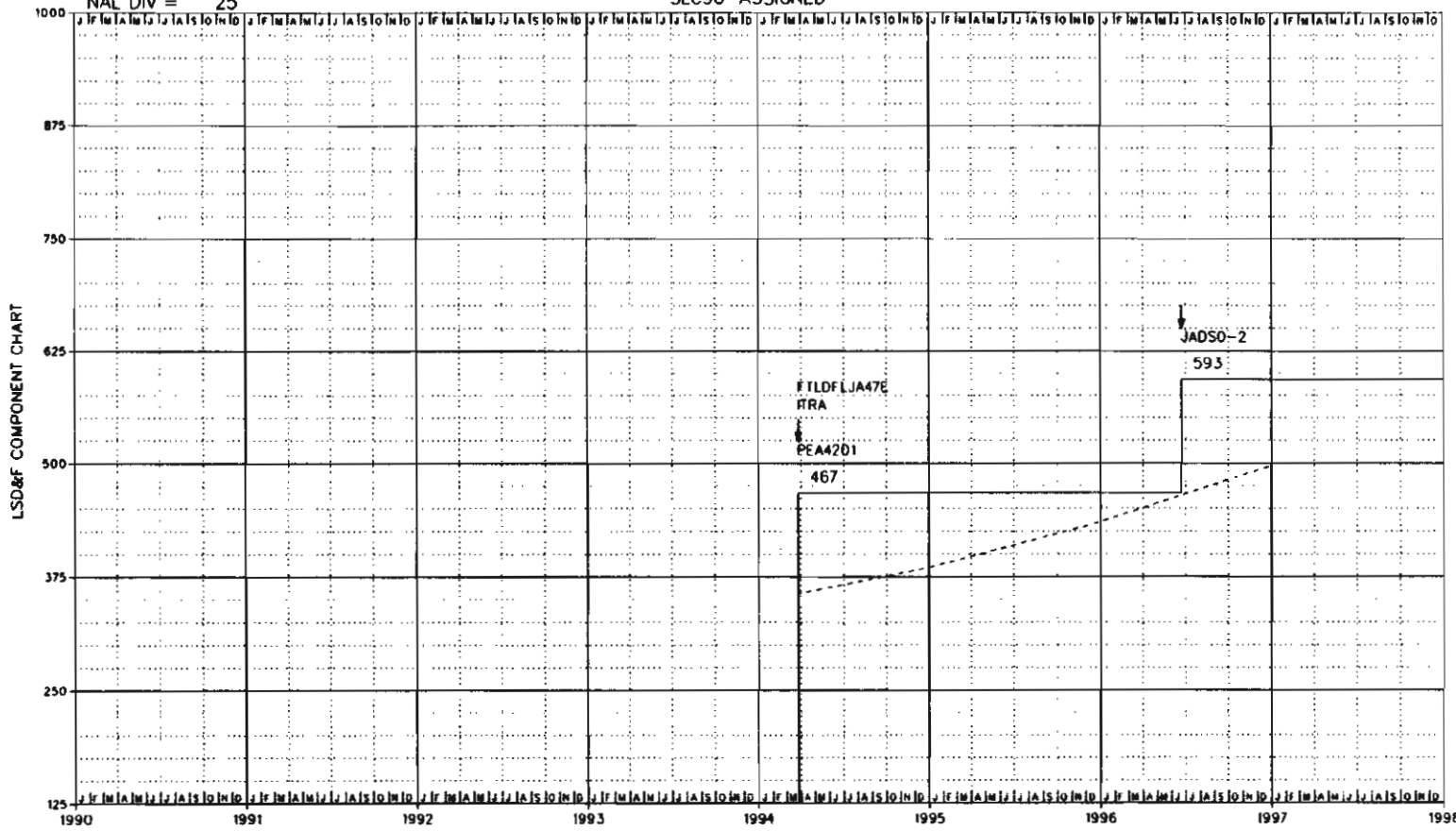
NAL TRANS	33800			
NAL CAP IC		35800	35800	35800
LNS		34500	34500	34500
ML		34500	34500	34500
LINE UNITS		61	61	61
INST. LNS		39040	39040	39040
UAV ASSCN		586	586	586
%FILL		89.72		89.72
ALNCAP LNS		34500	34500	34500
AENG CCS NAL		2.90		2.90
ANLG DEF LNS		0		0
ISON CAP IC		1000	1000	2000
ISON CAP LNS		500	500	1000
ISON CAP ML		500	500	1000
ISON LN MOO		0		0
ISON INS LNS		500	500	1000
ISON UAV LNS		0		0
ISON %FILL		100.00		100.00
ISON ENG CCS		20.00		20.00

DIGITAL SECTION -----

NAL TRANS	24700			
NAL CAP IC		47100	47100	12700
LNS		33600	33600	9100
ML		33600	33600	9100
LINE UNITS		78	78	99
INST. LNS		44928	44928	12096
UAV ASSCN		96	96	57024
%FILL		74.90		75.01
DLNCAP LNS		33600	33600	9100
DENG CCS NAL		2.90		2.90
CAP SLC SYS		467	467	126
ENG SLC MD 1		467	467	126
ENG SLC MD2				593
DEF SLC SYS				593
CAP URBN SYS		0		0
DEF URBN SYS		0		0
CAP DMS112		0		0
SLC DLU		78	78	21
URBAN DLU				99

NAL DIV = 25

SLC96-ASSIGNED



NOTES:

REASON FOR REISSUE:  
2950 10141 W BROWARD BLVD  
FT LAUDERDALE

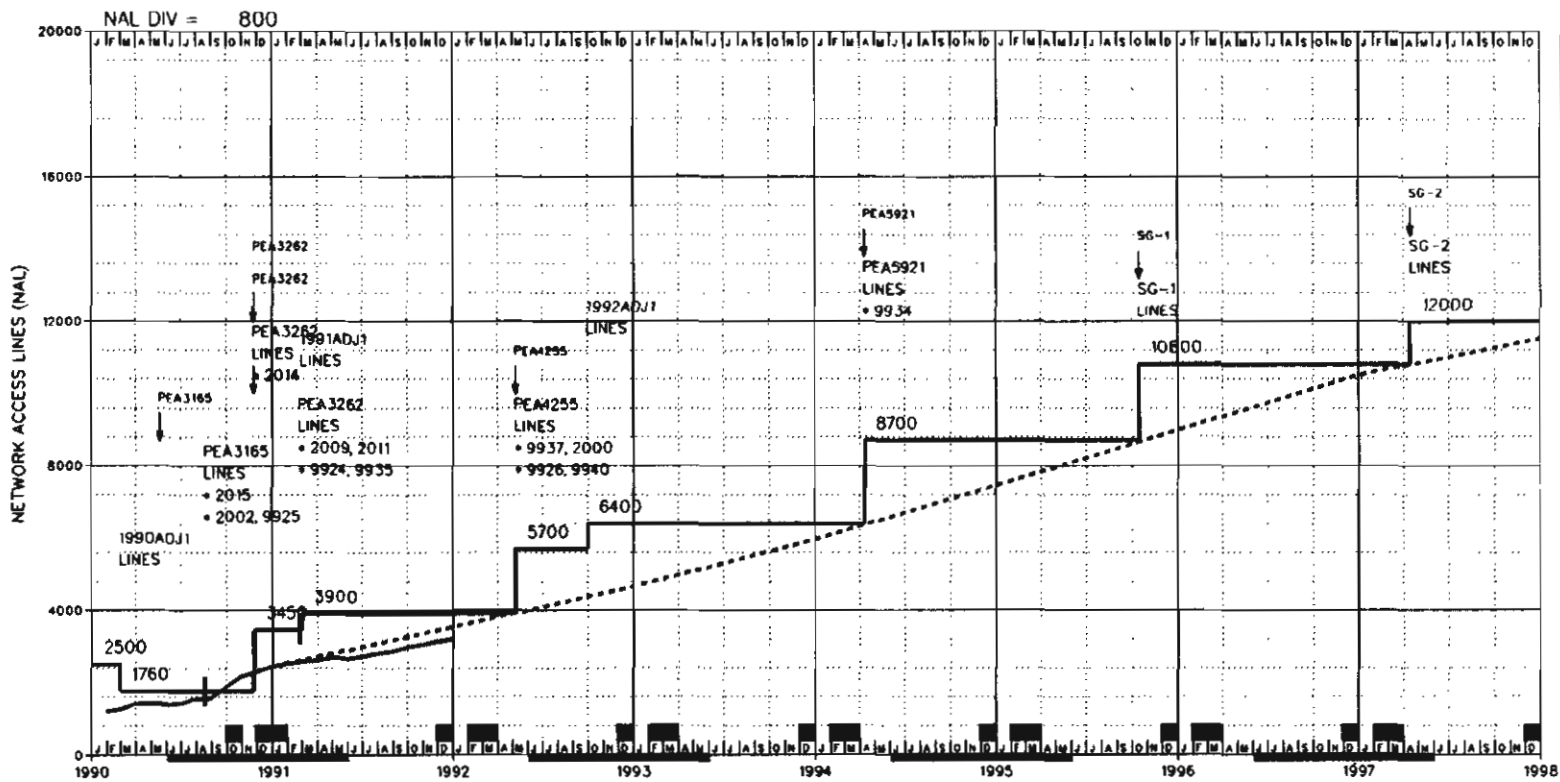
DATE OF ISSUE: 01/14/92  
EXCHANGE: FORT LAUDERDALE  
DATABASE: LIVE  
EQ TYPE: 5ES  
NXX 370F 424F 452F 472F 473F  
474F 475F 478F

BUILDING: FTLDLJA STATE: FL  
LATA: SOET/460  
COMPANY: SBEL AREA: SBFX  
DIVISION SOUT DISTRICT: SOBR  
EXHAUST: 12/31/99  
CONTACT: RJBOLTZ  
NUMBER:

YEAR	1990	1991	1992	1993	1994	1995	1996	1997
DEMAND/GAIN						385 (F) 50	435 (F) 62	497 (F)
SLC MODE IC						11	11	11
SLC MODE IF						374	424	486
SLC MODE 2C								
SLC MODE 2F								

ENTITY: FTLDLJADSO CHART: 9.2





- NOTES:
- 2000 CALL RETURN PLUS
  - 2002 RACF
  - 2009 WARM LINE
  - 2011 ACD-NMR
  - 2014 FLEXIBLE AM
  - 2015 EITA
  - 9924 TOUCHSTAR PHASE II
  - 9925 VMS
  - 9926 CCS ACCESS CAPABILITY
  - 9934 ADVANCED INTELLIGENT NTWK (AIN) - REL. 0
  - 9935 1+ COIN EQUAL ACCESS (CIC) EXPAN. (FG B)
  - 9937 CARRIER IDENT. CODE
  - 9940 CALL FWD-DONT-ANSWER AFTER CALL WAITING

REASON FOR REISSUE:  
2952 14000 NW 8TH ST  
FT LAUDERDALE

DATE OF ISSUE: 01/14/92  
EXCHANGE: FTLD  
DATABASE: LIVE  
EQ TYPE: D100  
NXX: 845 846

BUILDING: FTLD/FLSG STATE: FL  
LATA: SOET/460  
COMPANY: SBEL AREA: SBFX  
DIVISION: SOUT DISTRICT: SOBR  
EXHAUST: \*\*/\*\*/\*\*  
CONTACT: SKHARWELL  
NUMBER: ENADJI  
EQ ENGINEER

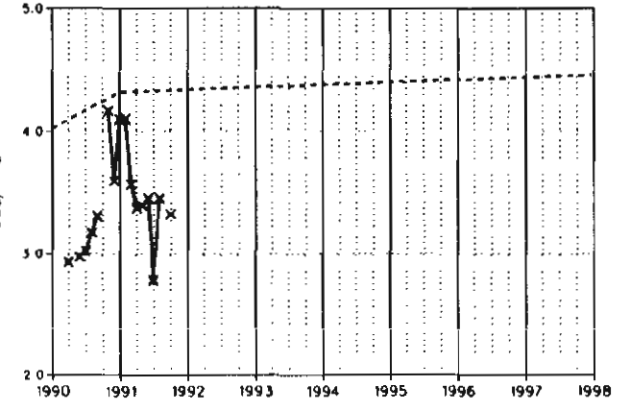
E. A. DATE 12/02/89  
DIR CLOSE 12/16/91  
DIR DELIVER 03/30/92  
NAL FCST 05/29/91  
CCS FCST 06/29/91  
ENTITY CUT 12/02/89  
ENTITY TERM 12/31/99  
LATEST NAL 3192  
SWITCH HOST

ENTITY: CHART:  
FTLD/FLSGD SO 9.3

YEAR	1990	1991	1992	1993	1994	1995	1996	1997	1998
NAL	1110 (A)	2442 (A)	3529 (F)	4654 (F)	5954 (F)	7454 (F)	8979 (F)	10504 (F)	11504 (F)
LINES	1110	2442	3529	4654	5954	7454	8979	10504	11504
CCS/NAL	4.02	4.32	4.34	4.36	4.38	4.40	4.42	4.44	4.46
CCS STATUS	A	A							
NAL/LN RATIO	1.00000	1.00000	1.00000	1.00000	1.00000	1.00000	1.00000	1.00000	1.00000

SVC.	1990	1991	1992	JOBNUM	RDYSD	REQSD	SHIP
DTS	CC	CC	CC	PEA3165	08/19/90	05/19/90	03/23/90
	CC	CC	CC	PEA3262	11/23/90	11/25/90	08/17/90
	CC	CC	CC	PEA3262	02/24/91	11/25/90	08/17/90
	CC	CC	CC	PEA4255	05/08/92	05/08/92	01/08/92
IMI				PEA5921	04/10/94	04/10/94	11/26/93
				SG-1	10/15/95	10/15/95	06/02/95
				SG-2	04/15/97	04/15/97	12/01/96
%IFFM							



REPORT: PARTB  
 PAGE: 1 OF 2  
 BUILDING: FTLO SAWGRASS  
 ENT CUT: 12/02/89

ENTITY: FILDFLSGDSO  
 ENT TERM: 12/31/99

LSOF SYSTEM  
 GRAPHIC PART B VERSION 1.00  
 DATABASE: LIVE

DATE: 01/14/92  
 TIME: 19:01:07  
 CHART NO.: 9.3  
 EO TYPE: 0100

JOB/ROJ/AT	1990AOJ1	PEA316S	PEA3262	PEA3262	1991AOJ1	PEA425S
EVENT-NUM	EVT1	EVT1	EVT1	EVT2	EVT1	EVT1
EVENT-DATE	03/01/90	08/19/90	11/25/90	02/24/91	03/01/91	05/08/92
ROYSO/TOATE	03/01/90	08/19/90	02/24/91	02/24/91	03/01/91	05/08/92
REOSO	###/###/###	05/19/90	11/25/90	11/25/90	###/###/###	05/08/92
CAP EXH.	###/###/###	###/###/###	###/###/###	###/###/###	###/###/###	###/###/###
SHIP DATE	###/###/###	03/23/90	08/17/90	08/17/90	###/###/###	01/06/92
JOB DESC.	OFLL	GEN UPGR	GA	GEN	DFLL	GA
NAL TRANS						
TRANS ENT						
LSEI	OR	OR	DR	OR	DR	OR
NAL CAP SE						
TC	9300	9300	2300 11600	11600	1800 11600	9700 21300
LNS	13000	13000	3900 16900	16900	1800 18700	6900 25600
NOS	-740 1760	1760	1690 3450	3450	450 3900	1800 5700
ML	4420	4420	1690 3450	4420	450 4420	8480 12900
CNTRX CAP	1760	1760	800 1800	3450	3900	1800 5700
INST. NOS	1000	1000	1800	1800	1800	1800
UAV ASSGN	10000	10000	10000	10000	10000	20000
%FNOS	4800	4800	4800	4800	4800	4800
INST. LNS	85.00	85.00	85.00	85.00	85.00	85.00
UAV ASSGN	8064	8064	2304 10368	10368	10368	4464 14832
%TOTAL FILL	96	96	96	96	96	96
LNCAP IN LNS	22.10	22.10	33.60	33.60	38.00	38.70
SIZING DATE	-740 1760	1760	1690 3450	3450	450 3900	1800 5700
NDO DUE		05/19/89	03/01/90	03/01/90		03/07/91
TELCO DUE		09/16/89	03/24/90	03/24/90		06/03/91
TURNOVER		01/05/90	05/04/90	05/04/90		10/15/91
GENERIC SVC		08/19/90	02/24/91	02/24/91		06/12/92
GENERIC	BCS-28	BCS-30	BCS-30	BCS-31	BCS-31	BCS-33
CONC RATIO		6	6	6	6	6
ENG LSF						
ENG CCS/NAL	4.10	4.10	4.10	4.10	4.04	4.06
DESIGN 85	1991	1991	1992	1992	1992	1995
MRAJ	0.00	10.18	17.41	14.49	0.00	23.06
PROCESSOR	61800	61800	-17400 44400	44400	44400	14900 59300
CAP TRUNK	60	60	20 80	80	80	20 100
OCTL TK UNIT		0	1			1
LLN/LT/SM/NM	2	2	1 3	3	3	1 4
LSR/LTS/=/		0	0	0	0	0
LSH/=/L32	0	0	0	0	0	0
TSC/=/TSS/NP 3	128	-3 125	38 163	163	163	56 219
TLN/=/L64	0	0	0	0	0	0
TOT FR5/SHL	0	0	5	0	0	8
REUSE FR/SHL	0	0	0	0	0	1
GROSS ADDNS	0	23	688	0	0	843
EXT JOB OESC		GEN/UPGR	GROWTH	GROWTH		OIG/GWTH
%CTOIP	6.20	6.20	6.20	6.20	0.00	0.00

JOB CAT.

G

A

G

A

REPORT: PARTB  
 PAGE: 2 OF 2  
 BUILDING: FTLO SAWGRASS  
 ENT CUT: 12/02/89

ENTITY: FILDFLSGOSO  
 ENT TERM: 12/31/99

LSDF SYSTEM  
 GRAPHIC PART B VERSION 1.00  
 DATABASE: LIVE

DATE: 01/14/92  
 TIME: 19:01:07  
 CHART NO.: 9.3  
 EO TYPE: 0100

JOB/AOJ/AT	1992AOJ1	PER5921	SG-1	SG-2
EVENT-NUM	EVT1	EVT1	EVT1	EVT1
EVENT-DATE	10/01/92	04/10/94	10/15/95	04/15/97
ROYSO/TOATE	10/01/92	04/10/94	10/15/95	04/15/97
REQSO	###/###/###	04/10/94	10/15/95	04/15/97
CAP EXH.	###/###/###	###/###/###	###/###/###	###/###/###
SHIP DATE	###/###/###	11/26/93	06/02/95	12/01/96
JOB OESC.	OFLL	GA	GA	GA
NAL TRANS				
TRANS ENT				
LSEI	OR	NTW	NTW	NTW
NAL CAP SE		9900	5100	3600
TC	-400	31200	36300	39900
LNS	700	6000	5100	3600
NOS		2300	2100	1200
ML	700	8700	2100	10800
CNTRX CAP		8500	2100	1200
INST. NOS		2300	200	150
UAY ASSGN		1800	2000	2150
%FNOS	85.00	10000	30000	30000
INST. LNS		4800	4800	4800
UAY ASSGN		85.00	85.00	85.00
%TOTAL FILL	43.40	3840	3456	2304
LNCAP IN LNS	700	18672	22128	24432
SIZING DATE		96	96	96
NDU DUE		46.80	49.00	49.30
TELCO DUE		2300	2100	1200
TURNOVER		8700	10800	12000
GENERIC SVC		08/07/91	08/07/91	08/07/91
GENERIC		04/12/93	10/17/94	04/17/96
CONC RATIO	BCS-33	08/09/93	02/13/95	08/14/96
ENG LSF	6	04/10/94	10/15/95	04/15/97
ENG CCS/NAL		05/13/94	11/17/95	05/18/97
DESIGN BS	1995	8CS-37	8CS-40	8CS-43
MRAJ	0.00	6	6	6
PROCESSOR		18.17	18.00	0.00
CAP TRUNK		2500	61800	61800
OCTL TK UNIT		20	140	160
LLN/LT/SM/NM		1	1	1
LSR/LTS/##/##		1	6	7
LSH/##/##/L32		5	0	0
TSC/##/##/NP		0	0	0
TLN/##/##/L64		0	0	0
TOT FR5/SHL		48	44	36
REUSE FR/SHL		267	311	347
GROSS ADONS		0	0	0
EXT JOB OESC		S	S	3
%CTOIP	0.00	0	0	0
		680	550	500
		GROWTH	GROWTH	OIG/GWTH
		0.00	0.00	0.00

JOB CAT.

A

A

A

REPORT: PARTB  
 PAGE: 1 OF 2  
 BUILDING: FTLO SAWGRASS  
 ENT CUT: 12/02/89

ENTITY: FTLDFLSG050  
 ENT TERM: 12/31/99

LSDF SYSTEM  
 DIGITAL PART 8 VERSION 1.00  
 DATABASE: LIVE

DATE: 01/14/92  
 TIME: 19:01:07  
 CHART NO.: 9.3  
 EQ TYPE: 0100

J08/ADJ/AT 1990A0J1  
 EVENT-NUM EVT1  
 EVENT-DATE 03/01/90  
 ROYSD/TOATE 03/01/90  
 REQSO ###/###/###  
 CAP EXH. ###/###/###  
 SHIP DATE ###/###/###  
 JOB DESC. OFLL  
 TRANS ENT

PEA3165  
 EVT1  
 08/19/90  
 08/19/90  
 05/19/90  
 ###/###/###  
 03/23/90  
 GEN UPGR

PEA3262  
 EVT1  
 11/25/90  
 02/24/91  
 02/24/91  
 11/25/90  
 ###/###/###  
 08/17/90  
 GA

PEA3262  
 EVT2  
 02/24/91  
 02/24/91  
 11/25/90  
 ###/###/###  
 08/17/90  
 GEN

1991A0J1  
 EVT1  
 03/01/91  
 03/01/91  
 ###/###/###  
 ###/###/###  
 ###/###/###  
 OFLL

PEA4255  
 EVT1  
 05/08/92  
 05/08/92  
 05/08/92  
 ###/###/###  
 01/06/92  
 GA

ANALOG SECTION -----

NAL TRANS									
NAL CAP TC	0		0		0		0		0
LNS			0		0		0		0
ML			0		0		0		0
LINE UNITS	0		0		0		0		0
INST. LNS	0		0		0		0		0
UAV ASSGN	0		0		0		0		0
%FILL									
ALNCP LNS		0		0		0		0	
RENG CCS NAL									
ANLG DEF LNS	0		0		0		0		0
ISDN CAP TC	0		0		0		0		0
ISDN CAP LNS	0		0		0		0		0
ISDN CAP ML	0		0		0		0		0
ISON LN MOO	0		0		0		0		0
ISON LNS LNS	0		0		0		0		0
ISON UAV LNS	0		0		0		0		0
ISON %FILL									
ISON ENG CCS									

DIGITAL SECTION -----

NAL TRANS										
NAL CAP TC		13000		13000		3900	16900		16900	
LNS	1760	1760		1760		1690	3450		3450	1800
ML	1760	1760		1760		1690	3450		3450	18700
LINE UNITS		12		12			18		18	6900
INST. LNS		8064		8064		2304	10368		10368	25600
UAV ASSGN		96		96			96		96	5700
%FILL	22.10		22.10			33.60		33.60		5700
DLNCP LNS	1760	1760		1760		1690	3450		3450	1800
RENG CCS NAL	4.10		4.10			4.10		4.10		5700
CAP SLC SYS		39		39		24	63		63	115
ENG SLC MD 1									63	115
ENG SLC MD2									63	0
DEF SLC SYS	0		0		0		0		0	0
CAP URBN SYS	8		8		8		8		8	-1
DEF URBN SYS	0		0		0		0		0	0
CAP DMS112										
SLC OLU	10		10		6		16		16	13
URBAN OLU	2		2		2		2		2	29

REPORT: PARTB  
 PAGE: 2 OF 2  
 BUILDING: FTLD SAWGRASS  
 ENT CUT: 12/02/89

ENTITY: FTLDFLSGDSO  
 ENT TERM: 12/31/99

LSDF SYSTEM  
 DIGITAL PART 8 VERSION 1.00  
 DATABASE: LIVE

DATE: 01/14/92  
 TIME: 19:01:07  
 CHART NO.: 9.3  
 EQ TYPE: 0100

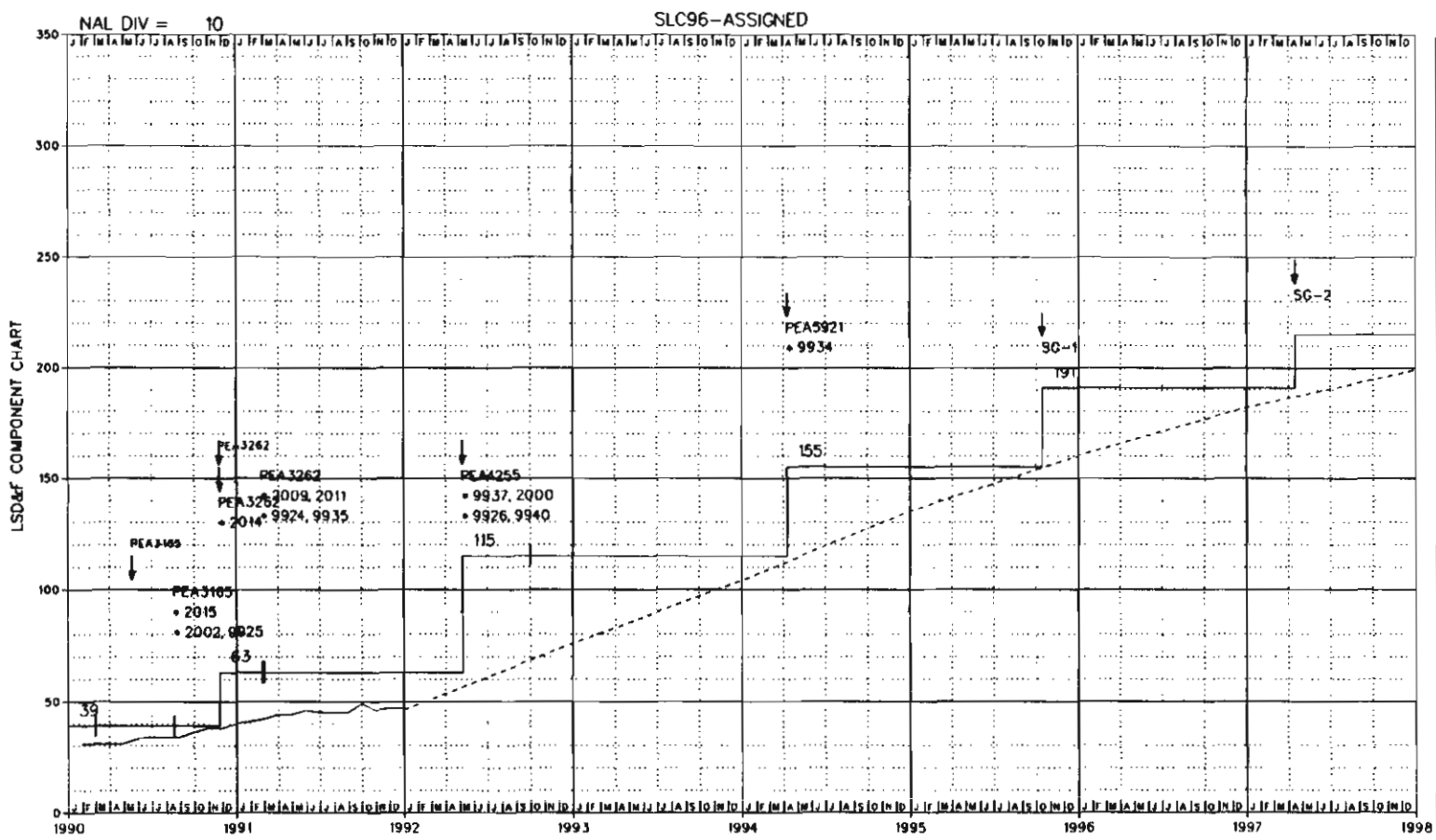
JDB/ADJ/AT	1992ADJ1	PER5921	5G-1	5G-2
EVENT-NUM	EVT1	EVT1	EVT1	EVT1
EVENT-DATE	10/01/92	04/10/94	10/15/95	04/15/97
ROYSD/TOATE	10/01/92	04/10/94	10/15/95	04/15/97
REOSD	##/##/##	04/10/94	10/15/95	04/15/97
CAP EXH.	##/##/##	##/##/##	##/##/##	##/##/##
SHIP DATE	##/##/##	11/26/93	06/02/95	12/01/96
JOB DESC.	DFL	GA	GA	GA
TRANS ENT				

ANALOG SECTION -----

NAL TRANS				
NAL CAP TC	0	0	0	0
LNS	0	0	0	0
ML	0	0	0	0
LINE UNITS	0	0	0	0
INST. LNS	0	0	0	0
URV ASSGN	0	0	0	0
ZFILL				
ALNCAP LNS	0	0	0	0
RENG CCS NAL				
ANLG DEF LNS				
ISDN CAP TC	0	0	0	0
ISDN CAP LNS	0	0	0	0
ISDN CAP ML	0	0	0	0
ISDN LN MOD	0	0	0	0
ISDN INS LNS	0	0	0	0
ISDN URV LNS	0	0	0	0
ISDN ZFILL				
ISDN ENG CCS				

DIGITAL SECTION -----

NAL TRANS								
NAL CAP TC	-400	25200	6000	31200	5100	36300	3600	39900
LNS	700	6400	2300	8700	2100	10800	1200	12000
ML	700	6400	2300	8700	2100	10800	1200	12000
LINE UNITS		31		41		50		56
INST. LNS		14832	3840	18672	3456	22128	2304	24432
URV ASSGN		96		96		96		96
ZFILL	43.40		46.80		49.00		49.30	
DLNCAP LNS	700	6400	2300	8700	2100	10800	1200	12000
DENG CCS NAL	4.38		4.40		4.44		4.44	
CAP SLC SYS		115	40	155	36	191	24	215
ENG SLC MO 1		115	40	155	36	191	24	215
ENG SLC MO 2		0		0		0		0
DEF SLC SYS		0		0		0		0
CAP URBAN SYS		7		7		7		7
DEF URBAN SYS		0		0		0		0
CAP DMS112								
SLC DLU		29	10	39	9	48	6	54
URBAN DLU		2		2		2		2



- NOTES:
- 2000 CALL RETURN PLUS
  - 2002 RACE
  - 2009 WARM LINE
  - 2011 ACD-NMR
  - 2014 FLEXIBLE ANI
  - 2015 EITA
  - 9924 TOUCHSTAR PHASE II
  - 9925 VMS
  - 9926 CCS ACCESS CAPABILITY
  - 9934 ADVANCED INTELLIGENT NTWK (AIN) - REL. 0
  - 9935 1+ COIN EQUAL ACCESS
  - 9937 CARRIER IDENT. CODE (CIC) EXPAN. (FG B)
  - 9940 CALL FWD-DONT-ANSWER AFTER CALL WAITING

REASON FOR REISSUE:  
 2952 14000 NW 8TH ST  
 FT LAUDERDALE

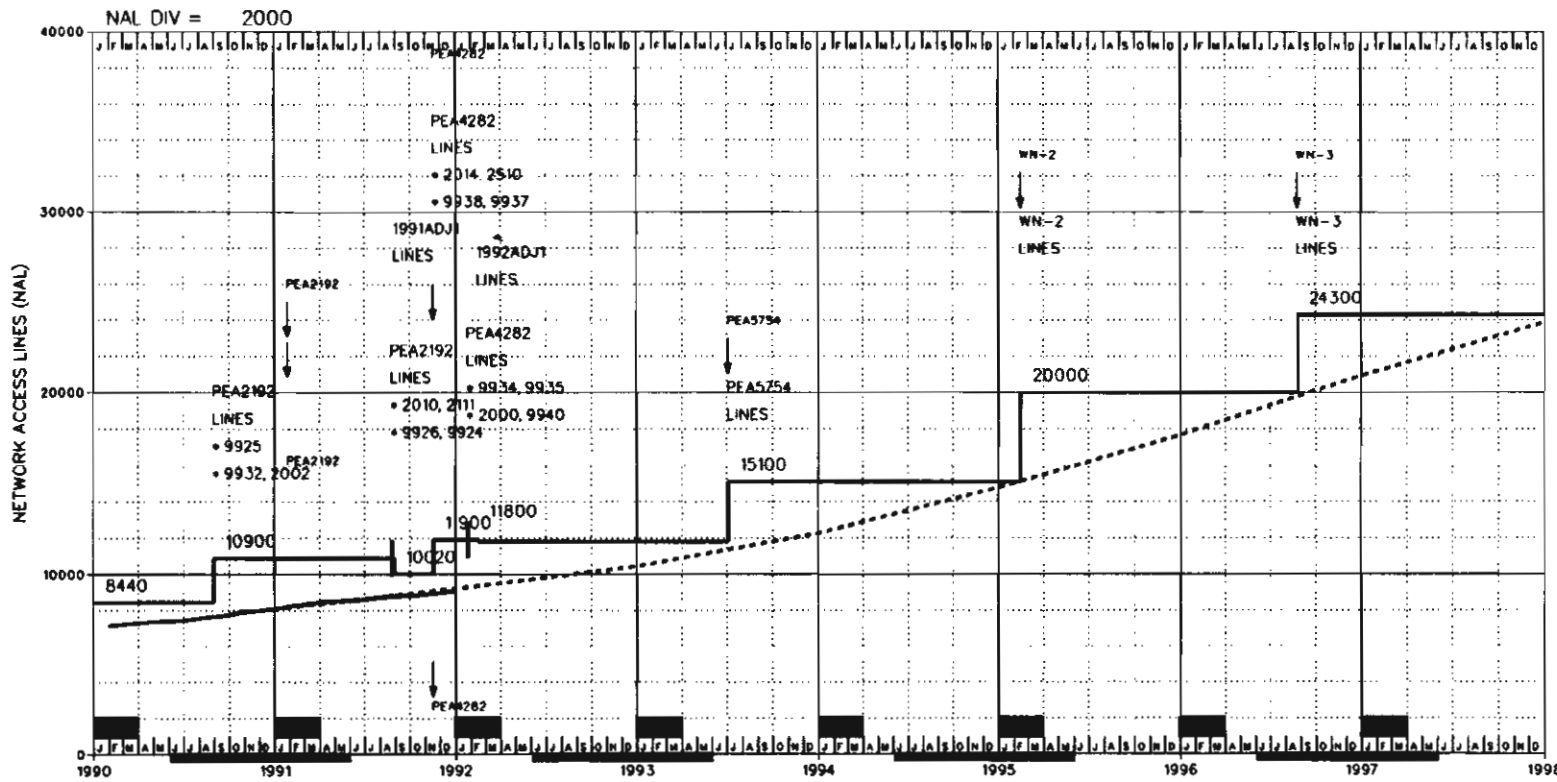
DATE OF ISSUE: 01/14/92  
 EXCHANGE: FTLD  
 DATABASE: LIVE  
 EQ TYPE: D100  
 NXX: 845 846

BUILDING: FTLD/FLSC STATE: FL  
 LATA: SOET/480  
 COMPANY: SBEL AREA: SBFX  
 DIVISION: SOUT DISTRICT: SOBR  
 EXHAUST: \*\*/\*\*/\*\*  
 CONTACT: SKHARWELL  
 NUMBER: ENADJI

YEAR	1990	1991	1992	1993	1994	1995	1996	1997
DEMAND/GAIN	23 (A) 17	40 (A) 6	46 (F) 30	76 (F) 28	104 (F) 31	135 (F) 25	160 (F) 22	182 (F) 17
SLC MODE 1C		0	0	0	0	0	0	
SLC MODE 1F		40	46	76	104	135	160	182
SLC MODE 2C		0	0	0	0	0	0	
SLC MODE 2F		0	0	0	0	0	0	

ENTITY: FTLD/FLSC/D50 CHART: 9.3





- NOTES:
- 2000 CALL RETURN PLUS
  - 2002 RACF
  - 2010 SMDR-P
  - 2014 FLEXIBLE ANI
  - 2111 ISDN EQUIPPED
  - 2510 TIMING BASED ON TK REQUIREMENTS
  - 9924 TOUCHSTAR PHASE II
  - 9925 VMS
  - 9926 CCS ACCESS CAPABILITY
  - 9932 100% AMA RECORDING
  - 9934 ADVANCED INTELLIGENT NTWK (AIN) - REL 0
  - 9935 1+ COIN EQUAL ACCESS
  - 9937 CARRIER IDENT. CODE (CIC) EXPAN. (FC B)
  - 9938 ISDN PRIMARY RATE INTERFACE (PRI)
  - 9940 CALL FWD - DONT-ANSWER AFTER CALL WAITING

REASON FOR REISSUE:  
2951 1431 BONAVENTURE BLVD  
WESTON

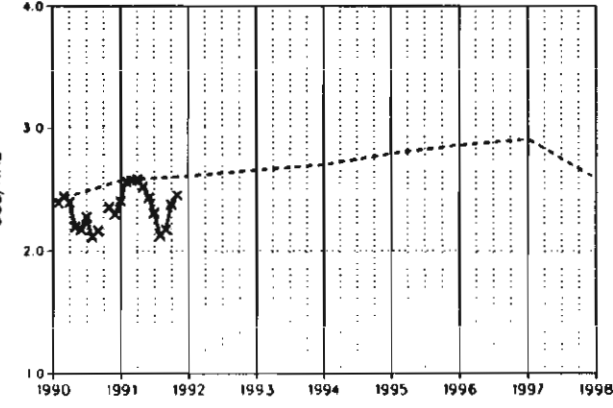
DATE OF ISSUE: 01/14/92  
EXCHANGE: FORT LAUDERDALE  
DATABASE: LIVE  
EQ TYPE: 5ES  
NXX:  
384 389

BUILDING: FTLDLWV STATE: FL  
LATA: SOET/460  
COMPANY: SBEL AREA: SBFX  
DIVISION: SOUT DISTRICT SOBR  
EXHAUST: \*\*/\*\*/\*\*  
CONTACT: SKHARWELL  
NUMBER: NSGRUNDIG  
EQ ENGINEER

E. A. DATE 10/07/85  
DIR CLOSE 12/16/91  
DIR DELIVER 03/30/92  
NAL FCST D5/29/91  
CCS FCST 08/15/91  
ENTITY CUT 10/06/85  
ENTITY TERM 01/01/99  
LATEST NAL 9077  
SWITCH HOST

ENTITY: CHART:  
FTLDLWVNSO 10.0

YEAR	1990	1991	1992	1993	1994	1995	1996	1997	1998											
NAL	7064 (A)	8091 (A)	9205 (F)	10455 (F)	12255 (F)	14780 (F)	17655 (F)	20930 (F)	23855 (F)											
LINES	7064	8091	9205	10455	12255	14780	17655	20930	23855											
CCS/NAL	2.40	2.57	2.61	2.86	2.70	2.79	2.86	2.91	2.59											
CCS STATUS	A	A																		
NAL/LN RATIO	1.00000	1.00000	1.00000	1.00000	1.00000	1.00000	1.00000	1.00000	1.00000											
SVC.				JOBNUM			RDYSD			REOSD			SHIP							
DTS	0.02	0.01	0.03	0.03	0.03	0.03	0.03	0.03	0.03	0.03	0.03	0.03	0.03	0.03	0.03	0.03	0.03	0.03	0.03	
IML																				
%IFFM																				





REPORT: PART B  
 PAGE: 1 OF 2  
 BUILDING: FTLO WESTON  
 ENT CUT: 10/06/85

ENTITY: FTLOFLWNSO  
 ENT TERM: 01/01/99

LSDP SYSTEM  
 GRAPHIC PART B VERSION 1.00  
 DATABASE: LIVE

DATE: 01/14/92  
 TIME: 19:01:07  
 CHART NO.: 10.0  
 EQ TYPE: SES

JOB/ADJ/RT	PER2192	PER2192	1991A0J1	PER42B2	PER42B2	1992A0J1
EVENT-NUM	EVT1	EVT2	EVT1	EVT1	EVT2	EVT1
EVENT-DATE	08/31/90	08/25/91	08/30/91	11/17/91	01/26/92	02/15/92
ROYSD/TOATE	08/25/91	08/25/91	08/30/91	01/26/92	01/26/92	02/15/92
REQSD	01/27/91	01/27/91	###/###/###	11/17/91	11/17/91	###/###/###
CAP EXH.	###/###/###	###/###/###	###/###/###	###/###/###	###/###/###	###/###/###
SHIP DATE	06/16/90	06/16/90	###/###/###	09/07/91	09/07/91	###/###/###
JOB DESC.	GA	GEN	OFLI	GA	GEN	OFLI
NAL TRANS						
TRANS ENT						
LSEI	TO	TO	TO	NTW	NTW	NTW
NAL CAP SE	3500 18300	18300	18300	12400 30700	30700	-1700 29000
TC	6400 22600	22600	22600	8800 30700	30700	-1700 29000
LNS	2460 10900	10900	10900	1880 11900	11900	-100 11800
NOS	-2300 14500	14500	14500	8500 23000	23000	23000
ML	2460 10900	10900	10900	1880 11900	11900	-100 11800
CNTRX CAP	500 500	500	500	200 700	700	700
INST. NOS	20000	20000	20000	10000 30000	30000	30000
UAV ASSGN	2690 2925	2925	2925	2925	2925	2925
%FNOS	85.00	85.00	85.00	85.00	85.00	85.00
INST. LNS	5056 16384	16384	16384	6336 22720	22720	22720
UAV ASSGN	16 204	204	204	204	204	204
%TOTAL FILL	67.38	67.38	61.72	52.66	52.66	52.25
LNCAP IN LNS	2460 10900	10900	-880 10020	1880 11900	11900	-100 11800
SIZING DATE	03/03/89	02/14/91	08/26/89	02/14/91	02/14/91	11/24/90
NOO DUE	08/26/89	08/26/89	12/23/89	11/24/90	11/24/90	03/16/91
TELCO DUE	12/23/89	12/23/89	05/12/91	03/16/91	03/16/91	01/26/92
TURNOVER	08/25/91	05/12/91		01/26/92	01/26/92	
GENERIC SVC						
GENERIC	SE5	SE6	SE6	SE6	SE7	SE7
CONC RATIO	8:1	8:1	8:1	8:1	8:1	8:1
ENG LSF						
ENG CCS/NAL	2.36	2.36	2.57	2.44	2.48	2.66
DESIGN BS						
PARAJ	14.55	0.00	0.00	19.55	17.94	0.00
PROCESSOR	-3500 110100	110100	110100	-5100 105000	105000	105000
CAP TRUNK	8 64	64	64	16 80	80	80
DGTL TK UNIT	1	0	0	2	0	0
LLN/LI/SH/NM	2 9	9	9	2 11	11	11
LSR/LTS/##	0	0	0	2	0	0
LSH/##/L32	0	0	0	0	0	0
TSC/##/TSS/NP	17 68	68	68	5340 5408	5408	5408
TLN/##/L64	1 8	8	8	2 10	10	10
TOT FR/SHL	9	0	0	7	0	0
REUSE FR/SHL	0	0	0	0	0	0
GROSS ROOMS	894	0	0	1042	0	0
EXT JOB OESC GROWTH/ISON		SE6/GENERIC		GROWTH	GENERIC	
%CTDIP	8.60	8.60	8.60	7.69	7.69	7.69

JOB CAT. A

G

A

G

REPORT: PARTB  
 PAGE: 2 OF 2  
 BUILDING: FTLO WESTON  
 ENT CUT: 10/06/85

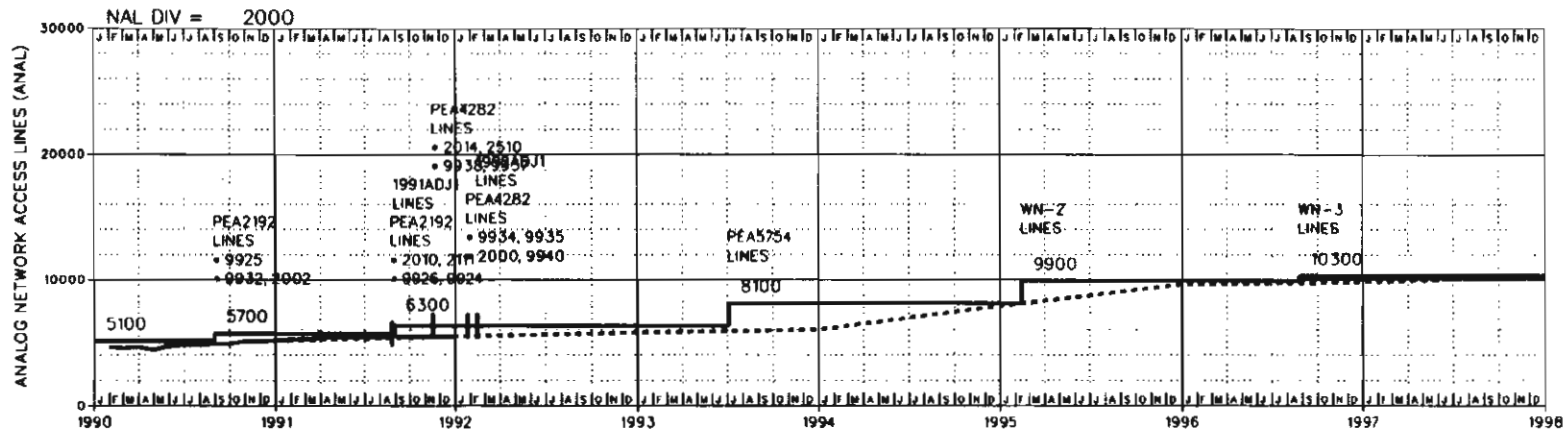
ENTITY: FTLOFLWNOSO  
 ENT TERM: 01/01/99

L5OF SYSTEM  
 GRAPHIC PART B VERSION 1.00  
 DATABASE: LIVE

DATE: 01/14/92  
 TIME: 19:01:07  
 CHART NO.: 10.0  
 EQ TYPE: SES

JOB/ADJ/AT	PEAS754	WN-2	WN-3
EVENT-NUM	EVT1	EVT1	EVT1
EVENT-DATE	07/04/93	02/14/95	08/25/96
ROYSO/TOATE	07/04/93	02/14/95	08/25/96
REQSO	07/04/93	02/14/95	08/25/96
CAP EXH.	■/■/■	■/■/■	■/■/■
SHIP DATE	04/24/93	12/05/94	06/15/96
JOB DESC.	GA	GA	GA
NAL TRANS			
TRANS ENT			
LSEI	NTW	NTW	NTW
NAL CAP SE	4700 33700	8700 42400	15800 58200
TC	4700 33700	8700 42400	6600 49000
LNS	3300 15100	4900 20000	4300 24300
NOS	8500 31500	8500 40000	4000 40000
ML	3300 15100	4900 20000	4300 24300
CNTRX CAP	1300 2000	600 2600	900 3500
INST. NOS	10000 40000	10000 50000	50000 50000
UAV ASSGN	2925	2925	2925
%FNOS	85.00	85.00	85.00
INST. LNS	5504 28224	8374 36598	6858 43456
UAV ASSGN	30 234	31 265	8 273
%TOTAL FILL	53.82	54.95	56.30
LNCAP IN LNS	3300 15100	4900 20000	4300 24300
SIZING DATE	08/26/91	08/26/91	08/26/91
NOD DUE	06/27/92	02/07/94	08/19/95
TELCO DUE	10/24/92	06/06/94	12/16/95
TURNOVER	09/12/93	04/25/95	11/03/96
GENERIC SVC	07/04/93	02/14/95	
GENERIC	SE8	SE9	SE9
CONC RATIO	8:1	8:1	8:1
ENG LSF			
ENG CCS/NAL	2.79	2.86	2.91
DESIGN 85			
MRAJ	19.38	18.33	0.00
PROCESSOR	105000	105000	105000
CAP TRUNK	24 104	16 120	16 136
DGTL TK UNIT	3	2	2
LLN/LI/SM/NM	3	2	3
LSR/LTS/■/■	14	16	19
LSH/■/■/L32	0	0	0
TSC/■/TSS/NP	0	0	0
TLN/■/■/L64	1313 6721	1471 8192	1216 9408
TOT FR5/SHL	3 13	2 15	2 17
REUSE FR/SHL	9	6	12
GROSS ROOMS	0	0	0
EXT JOB DESC	1325	800	1300
%CTDIP	7.69	GROWTH	DIG/LNS/4 TR
		7.69	7.69

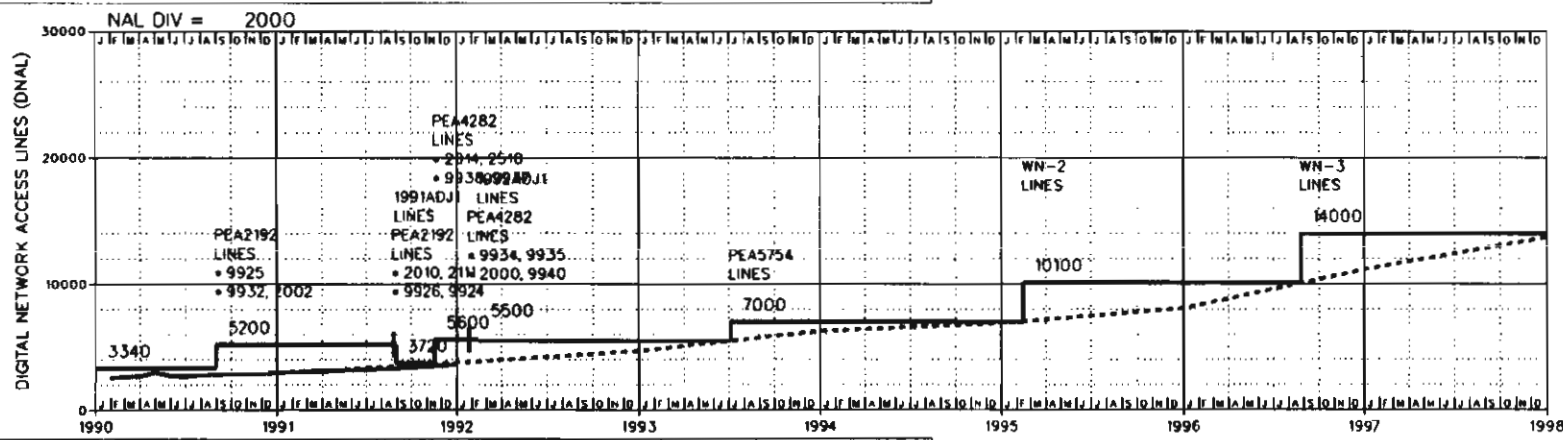
JOB CAT.      A                      A                      A



- NOTES:
- 2000 CALL RETURN PLUS
  - 2002 RACF
  - 2010 SMDR-P
  - 2014 FLEXIBLE ANI
  - 2111 ISDN EQUIPPED
  - 2510 TIMING BASED ON TK REQUIREMENTS
  - 9924 TOUCHSTAR PHASE II
  - 9925 VMS
  - 9926 CCS ACCESS CAPABILITY
  - 9932 100% AMA RECORDING
  - 9934 ADVANCED INTELLIGENT NTWK (AIN) - REL. 0
  - 9935 1+ COIN EQUAL ACCESS
  - 9937 CARRIER IDENT. CODE (CIC) EXPAN. (FG B)
  - 9938 ISDN PRIMARY RATE INTERFACE (PRI)
  - 9940 CALL FWD-DON'T-ANSWER AFTER CALL WAITING

YEAR	1990	1991	1992	1993	1994	1995	1996	1997	1998
NAL	4440 (A)	5127 (A)	5468 (F)	5756 (F)	5993 (F)	7884 (F)	9598 (F)	9790 (F)	10178 (F)
ANLG LNS	4440	5127	5468	5756	5993	7884	9598	9790	10178
CCS/NAL	2.58	2.79	2.83	2.87	2.91	2.95	2.99	3.03	2.74
ACCS ACTUAL	A	A							
NAL/LN RATIO	1.00000	1.00000	1.00000	1.00000	1.00000	1.00000	1.00000	1.00000	1.00000

REASON FOR REISSUE:  
2951 1431 BONAVENTURE BLVD WESTON



DATE OF ISSUE: 01/14/92  
EXCHANGE: FORT LAUDERDALE  
DATABASE: LIVE  
EO TYPE: 5ES  
ANALOG

BUILDING: FTLD WESTON  
SWITCH HOST:  
FCST DATE: 05/29/91  
LATEST ANAL: 5433  
CONTACT: SKHARWELL  
CONTACT NO.: NSGRUNDIG  
EQUIP ENGR:

DIGITAL  
DLFCST DATE: 07/16/91  
LATEST DNAL: 3644  
LATEST SLC: 63  
LATEST URBN: 0  
LATEST D112: 0

YEAR	1990	1991	1992	1993	1994	1995	1996	1997	1998
NAL	2624 (A)	2964 (A)	3737 (F)	4699 (F)	6262 (F)	6896 (F)	8057 (F)	11140 (F)	13677 (F)
DGTL CCS/NAL	2.09	2.20	2.30	2.40	2.50	2.60	2.70	2.80	2.48
DCCS ACTUAL	A	A							
SLC SYS	37	46	84	140	176	190	224	277	319
URBAN SYS	0	0							
NAL/LN RATIO	1.00000	1.00000	1.00000	1.00000	1.00000	1.00000	1.00000	1.00000	1.00000

ENTITY: FTLDLWNSO  
CHART: 10.0

REPORT: PARTB  
 PAGE: 1 OF 2  
 BUILDING: FTLD WESTON  
 ENT CUT: 10/06/85

ENTITY: FTLDLWNSO  
 ENT TERM: 01/01/99

LSDF SYSTEM  
 DIGITAL PART B VERSION 1.00  
 DATABASE: LIVE

DATE: 01/14/92  
 TIME: 19:01:07  
 CHART NO.: 10.0  
 EO TYPE: SES

JOB/ADJ/AT	PEA2192	PEA2192	1991A0J1	PEA42B2	PEA42B2	1992A0J1
EVENT-NUM	EVT1	EVT2	EVT1	EVT1	EVT2	EVT1
EVENT-DATE	08/31/90	08/25/91	08/30/91	11/17/91	01/26/92	02/15/92
RDYSO/TDATE	08/25/91	08/25/91	08/30/91	01/26/92	01/26/92	02/15/92
REQSO	01/27/91	01/27/91	###/##/##	11/17/91	11/17/91	###/##/##
CAP EXH.	##/##/##	##/##/##	##/##/##	##/##/##	##/##/##	##/##/##
SHIP DATE	06/16/90	06/16/90	##/##/##	09/07/91	09/07/91	##/##/##
JOB DESC:	GA	GEN	##/##/##	GA	GEN	DFLL
TRANS ENT			DFLL			

ANALOG SECTION -----

NAL TRANS										
NAL CAP TC	8900	8900	8900	-400	8500	500	9000	9000	-700	8300
LNS	5700	5700	5700	600	6300		6300	6300		6300
ML	5700	5700	5700	600	6300		6300	6300		6300
LINE UNITS	14	14	14		14		14	14		14
INST. LNS	7168	7168	7168		7168		7168	7168		7168
UAV ASSGN	108	108	108		108		108	108		108
%FILL	80.80		80.80		88.74		88.70	88.70		88.70
ALNCAP LNS	5700	5700	5700	600	6300		6300	6300		6300
AENG CCS NAL	2.66		2.66		2.79		2.64	2.64		2.87
ANLG DEF LNS		0					0	0		0
ISON CAP TC	480	480	480		480		480	480		480
ISON CAP LNS	200	200	200		200	-90	110	110		110
ISON CAP ML	200	200	200		200	-90	110	110		110
ISON LN MOO	1	1	1		1		1	1		1
ISON INS LNS	512	512	512		512		512	512		512
ISON UAV LNS	312	312	312		312	90	402	402		402
ISON %FILL	100.00		100.00		100.00		100.00	100.00		100.00
ISON ENG CCS	7.00		7.00		7.00		7.00	7.00		7.00

DIGITAL SECTION -----

NAL TRANS										
NAL CAP TC	13700	13700	13700	-300	13400	8300	21700	21700	-1000	20700
LNS	5200	5200	5200	-1480	3720	1880	5600	5600	-100	5500
ML	5200	5200	5200	-1480	3720	1880	5600	5600	-100	5500
LINE UNITS	16	16	16		16		27	27		27
INST. LNS	9216	9216	9216		9216	6336	15552	15552		15552
UAV ASSGN	96	96	96		96		96	96		96
%FILL	57.00		57.00		40.80		36.20	36.20		35.60
OLNCAP LNS	5200	5200	5200	-1480	3720	1880	5600	5600	-100	5500
OENG CCS NAL	2.15		2.15		2.20		2.28	2.28		2.40
CAP SLC SYS	42	95	95		95	66	161	161		161
ENG SLC MO 1						161	161	161		161
ENG SLC MO2							0	0		0
DEF SLC SYS		0	0		0		0	0		0
CAP URBN SYS										
DEF URBN SYS										
CAP DMS1:2										
SLC OLU	16	16	16		16	11	27	27		27
URBAN DLU		0								

REPORT: PARTB  
 PAGE: 2 OF 2  
 BUILDING: FTLD WESTON  
 ENT CUT: 10/06/85

ENTITY: FTLOFLWNOSO  
 ENT TERM: 01/01/99

L50F SYSTEM  
 DIGITAL PART 8 VERSION 1.00  
 DATABASE: LIVE

DATE: 01/14/92  
 TIME: 19:01:07  
 CHART NO.: 10.0  
 EO TYPE: SES

JOB/ADJ/AT	PEA5754	WN-2	WN-3
EVENT-NUM	EVT1	EVT1	EVT1
EVENT-DATE	07/04/93	02/14/95	08/25/96
ROYSD/TOATE	07/04/93	02/14/95	08/25/96
REOSD	07/04/93	02/14/95	08/25/96
CAP EXH.	##/##/##	##/##/##	##/##/##
SHIP DATE	04/24/93	12/05/94	06/15/96
JOB DESC.	GA	GA	GA
TRANS ENT			

ANALOG SECTION -----

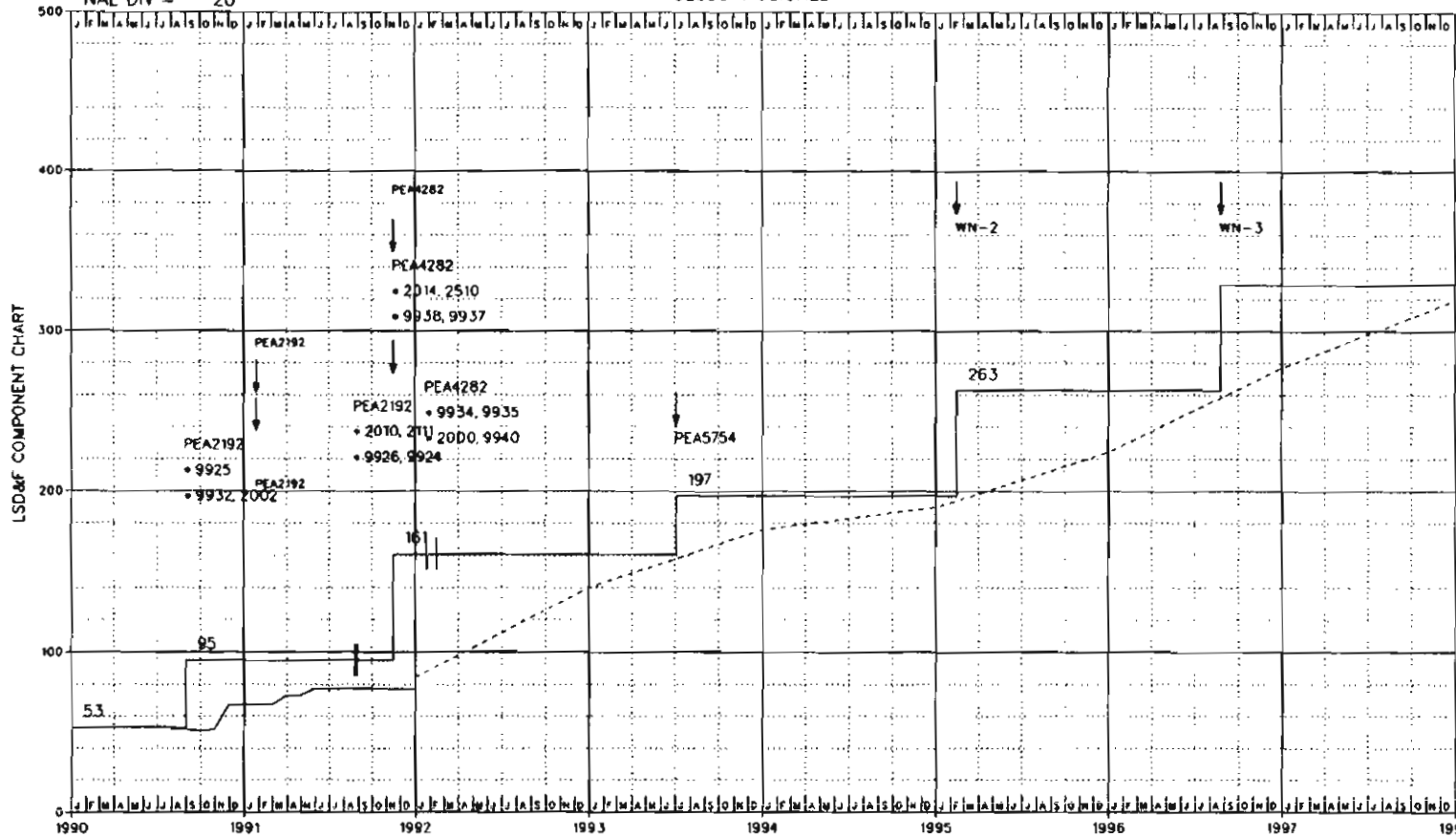
NAL TRANS						
NAL CAP TC	2100	10400	2100	12500	400	12900
LNS	1800	8100	1800	9900	400	10300
ML	1800	8100	1800	9900	400	10300
LINE UNITS						
INST. LNS	2048	9216	2048	11264	512	11776
UAV ASSGN	30	138	31	169	8	177
%FILL	88.87		88.95		88.97	
ALNCAP LNS	1800	8100	1800	9900	400	10300
AENG CCS NAL	2.95		2.99		3.03	
ANLG DEF LNS		0		0		0
ISON CAP TC		480		480	480	960
LNS	25	135	315	450	420	870
ML	25	135	315	450	420	870
LN MOD		1		1	1	2
INS LNS		512		512	512	1024
UAV LNS	-25	377	-315	62	92	154
%FILL	100.00		100.00		100.00	
ENG CCS	7.00		7.00		7.00	

DIGITAL SECTION -----

NAL TRANS						
NAL CAP TC	2600	23300	6600	29900	6200	36100
LNS	1500	7000	3100	10100	3900	14000
ML	1500	7000	3100	10100	3900	14000
LINE UNITS						
INST. LNS	3456	19008	6326	25334	6346	31680
UAV ASSGN		96		96		96
%FILL	37.00		40.00		44.30	
DLNCAP LNS	1500	7000	3100	10100	3900	14000
DENG CCS NAL	2.60		2.70		2.80	
CAP SLC SYS	36	197	66	263	66	329
ENG SLC MD 1	36	197	66	263	66	329
ENG SLC MD2		0		0		0
DEF SLC SYS		0		0		0
CAP URBN SYS						
DEF URBN SYS						
CAP DMS112						
SLC OLU	6	33	11	44	11	55
URBAN OLU		0		0		0

NAL DIV = 20

SLC96-ASSIGNED



NOTES:  
 2000 CALL RETURN PLUS  
 2002 RACF  
 2010 SMOR-P  
 2014 FLEXIBLE ANI  
 2111 ISDN EQUIPPED  
 2510 TIMING BASED ON TK REQUIREMENTS  
 9924 TOUCHSTAR PHASE II  
 9925 VMS  
 9926 CCS ACCESS CAPABILITY  
 9932 100% AMA RECORDING  
 9934 ADVANCED INTELLIGENT NTWK (AIN) - REL 0  
 9935 1+ COIN EQUAL ACCESS  
 9937 CARRIER IDENT. CODE (CIC) EXPAN. (FG B)  
 9938 ISDN PRIMARY RATE INTERFACE (PRI)  
 9940 CALL FWD-DONT-ANSWER AFTER CALL WAITING

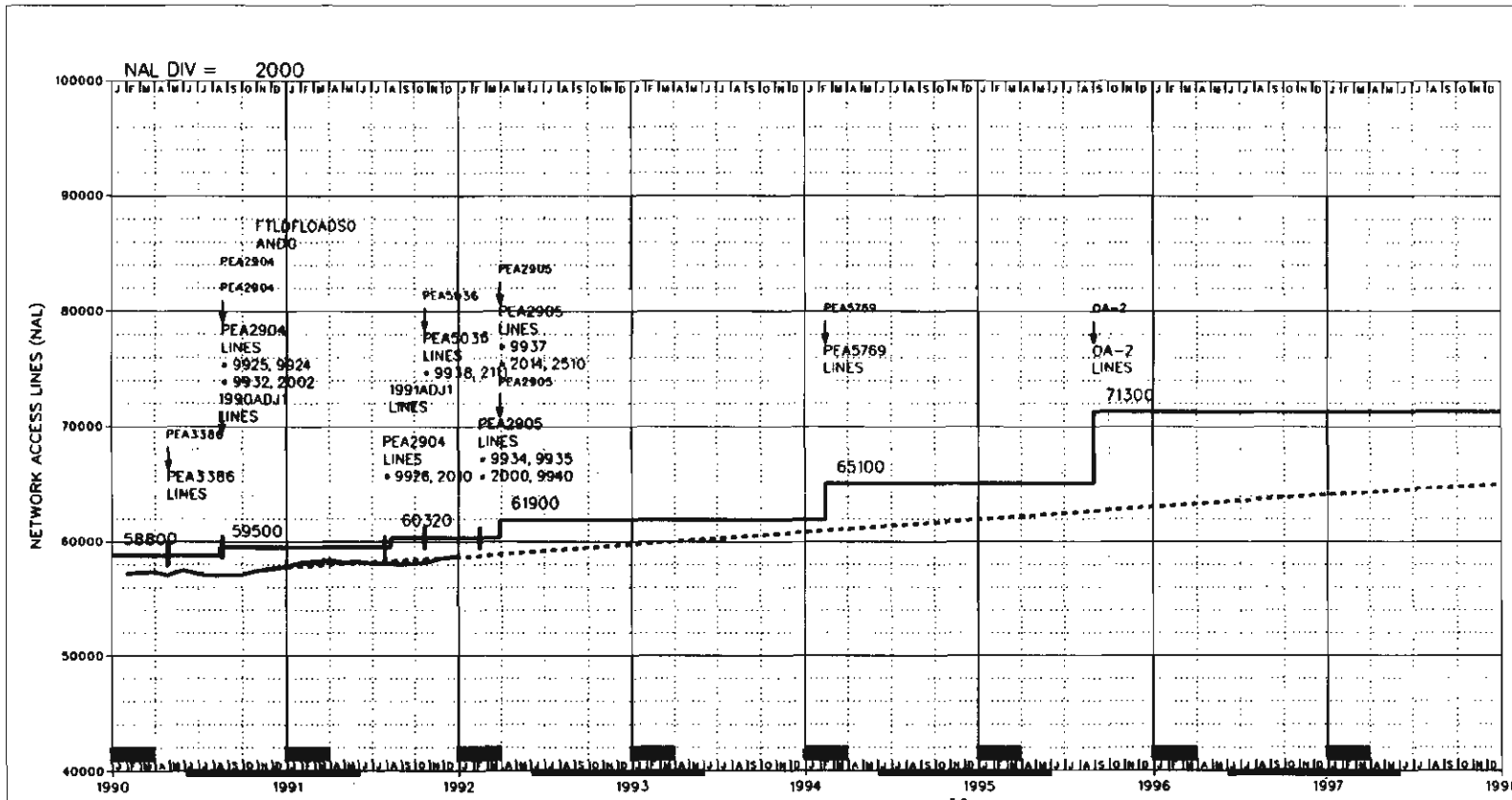
REASON FOR REISSUE:  
 2951 1431 BONAVENTURE BLVD  
 WESTON

DATE OF ISSUE: 01/14/92  
 EXCHANGE: FORT LAUDERDALE  
 DATABASE: LIVE  
 EQ TYPE: SES  
 NXX: 384 389

BUILDING: FTDLFLWN STATE: FL  
 LATA: SOET/460  
 COMPANY: SBEL AREA: SBFX  
 DIVISION: SOUT DISTRICT: SOBR  
 EXHAUST: \*\*/\*\*/\*\*  
 CONTACT: SKHARWELL  
 NUMBER: NSGRUNDIG

YEAR	1990	1991	1992	1993	1994	1995	1996	1997
DEMAND/GAIN	37 (A) 30	67 (A) 17	84 (F) 56	140 (F) 36	176 (F) 14	190 (F) 34	224 (F) 53	277 (F) 42
SLC MODE 1C	20	20	20	20	20	20	20	20
SLC MODE 1F	17	47	64	120	156	170	204	257
SLC MODE 2C								
SLC MODE 2F			0	0	0	0	0	0

ENTITY: FTDLFLWNDSO  
 CHART: 10.0



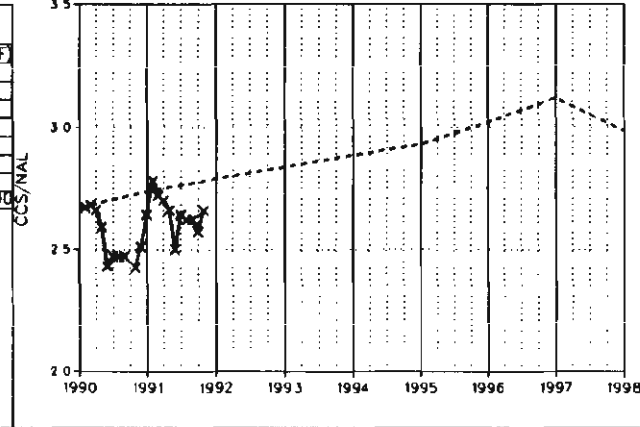
- NOTES:
- 2000 CALL RETURN PLUS
  - 2002 RACE
  - 2010 SMDR-P
  - 2014 FLEXIBLE ANI
  - 2111 ISDN EQUIPPED
  - 2510 TIMING BASED ON TK REQUIREMENTS
  - 9924 TOUCHSTAR PHASE II
  - 9925 VMS
  - 9926 CCS ACCESS CAPABILITY
  - 9932 100% AMA RECORDING
  - 9934 ADVANCED INTELLIGENT NTWK (AIN) - REL 0
  - 9935 1+ COIN EQUAL ACCESS
  - 9937 CARRIER IDENT. CODE (CIC) EXPAN (FG B)
  - 9938 ISDN PRIMARY RATE INTERFACE (PRI)
  - 9940 CALL FWD-DONT-ANSWER AFTER CALL WAITING

REASON FOR REISSUE:  
2954 4200 W OAKLAND PK.  
BLVD LAUD LAKES

DATE OF ISSUE: 01/14/92  
EXCHANGE: FORT LAUDERDALE  
DATABASE: LIVE  
EQ TYPE: SES  
NXX:  
240F 484 485 486 497 631S  
730 731 733 735 739 777F  
875 877S 878S 879S  
BUILDING: FTLDFLA STATE: FL  
LATA: SOET/460  
COMPANY: SBEL AREA: SBFX  
DIVISION: SOUT DISTRICT: SOBR  
EXHAUST: 12/31/99  
CONTACT: SKHARWELL  
NUMBER NSGRUNDIG  
EQ ENGINEER

E. A. DATE 07/28/86  
DIR CLOSE 12/16/91  
DIR DELIVER 03/19/92  
NAL FCST 06/15/91  
CCS FCST 08/15/91  
ENTITY CUT 11/16/85  
ENTITY TERM 01/01/99  
LATEST NAL 58704  
SWITCH HOST  
ENTITY: CHART:  
FTLDLOADSO 11.0

YEAR	1990	1991	1992	1993	1994	1995	1996	1997	1998
NAL	56716 (A)	57789 (A)	58605 (F)	59755 (F)	60830 (F)	61930 (F)	63030 (F)	64130 (F)	64980 (F)
LINES	56716	57789	58605	59755	60830	61930	63030	64130	64980
CCS/NAL	2.67	2.74	2.79	2.84	2.89	2.93	3.02	3.12	2.98
CCS STATUS	A	A							
NAL/LN RATIO	1.00000	1.00000	1.00000	1.00000	1.00000	1.00000	1.00000	1.00000	1.00000
SVC.	1990		1991		1992				
DTS	05/01/90	06/01/90	07/01/90	08/01/90	09/01/90	10/01/90	11/01/90	12/01/90	01/01/91
IML									
%IFFM									
JOBNUM	RDYSD REQSD SHIP								
PEA3386	04/29/90 04/29/90 02/03/90								
PEA2904	08/20/90 08/20/90 08/09/90								
PEA2904	07/28/91 08/20/90 08/09/90								
PEA5036	10/22/91 10/22/91 05/11/91								
PEA2905	02/16/92 03/29/92 11/02/91								
PEA2905	03/29/92 03/29/92 01/18/92								
PEA5769	02/13/94 02/13/94 11/13/93								
OA-2	08/31/95 08/31/95 05/31/95								



REPORT: PARTB  
 PAGE: 1 OF 2  
 BUILDING: FTLO OAKLAND  
 ENT CUT: 11/16/85

ENTITY: FTLOFLOADSO  
 ENT TERM: 01/01/99

LSOF SYSTEM  
 GRAPHIC PART 6 VERSION 1.00  
 DATABASE: LIVE

DATE: 01/14/92  
 TIME: 19:01:07  
 CHART NO.: 11.0  
 EQ TYPE: SES

JOB/ADJ/AT	PEA3386	1990ADJ1	PEA2904	1990AT1	PEA2904	1991ADJ1
EVENT-NUM	EVT1	EVT1	EVT1		EVT2	EVT1
EVENT-DATE	04/29/90	08/15/90	08/20/90	11/01/90	07/28/91	08/10/91
ROYSO/TDATE	04/29/90	08/15/90	07/28/91	11/01/90	07/28/91	08/10/91
REQSO	04/29/90	###/###/###	08/20/90	###/###/###	08/20/90	###/###/###
CAP EXH.	###/###/###	###/###/###	###/###/###	###/###/###	###/###/###	###/###/###
SHIP DATE	02/03/90	###/###/###	06/09/90	###/###/###	06/09/90	###/###/###
JOB DESC.	TKS	OFLL	TKS	ANOG	GEN	OFLL
NAL TRANS						
TRANS ENT				FTLOFLOADSO		
LSEI	TD	NTW	NTW		NTW	NTW
NAL CAP SE	91400	-800 90600	90600		90600	-1000 89600
TC	91400	-800 90600	90600		90600	-1000 89600
LNS	58800	700 59500	59500		59500	820 60320
NOS	68400	68400	68400		68400	68400
ML	58800	700 59500	59500		59500	820 60320
CNTRX CAP	1000					
INST. NOS	130000	130000	130000		130000	130000
UAV ASSGN	49521	49521	49521		49521	49521
%FNOS	85.00	85.00	85.00		85.00	85.00
INST. LNS	72064	2496 74560	74560		74560	768 75328
UAV ASSGN	1079	1079	1079		1079	1079
%TOTAL FILL	82.86	81.00	81.00		81.00	81.26
LNCAP IN LNS	58800	700 59500	59500		59500	820 60320
SIZING DATE	07/18/89		03/08/89		03/08/89	
NOO DUE	08/26/89		07/22/89		07/22/89	
TELCO QUE	10/14/89		11/18/89		11/18/89	
TURNOVER	04/29/90		07/28/91		06/09/91	
GENERIC SVC						
GENERIC	SES	SES	SES		SE6	SE6
CANC RATIO	8:1		8:1		8:1	8:1
ENG LSF						
ENG CCS/NAL	2.62	2.64	2.67		2.64	2.75
DESIGN B5						
MRAJ	0.00	0.00	0.00		0.00	0.00
PROCESSOR	120100	120100	-8800 111300		111300	111300
CAP TRUNK	280	280	16 296		296	296
OGTL TK UNIT 0		0	2		0	
LLN/LI/SM/NM 34	34	34	2 36		36	36
LSR/LTS/###						
LSH/###/L32						
TSC/###/TS5/NP 272	272	272	12 284		284	284
TLN/###/L64 35	35	35	2 37		37	37
TOT FRS/SHL 0		0	6		0	0
REUSE FR/SHL 0		0	0		0	0
GROSS ROOMS 15		0	514		0	0
EXT JOB DESC OF1/UMBILICA			DLTU'S/MBKU		SE6/TS11/RAF	DIG FILL/PCF
%CTDIP	9.00	9.00	9.00		9.00	9.45

JOB CAT. T

T

G



REPORT: PART B  
 PAGE: 2 OF 2  
 BUILDING: FTLO OAKLAND  
 ENT CUT: 11/16/85

ENTITY: FTLOFLOOROSO  
 ENT TERM: 01/01/99

LSOF SYSTEM  
 GRAPHIC PART B VERSION 1.00  
 DATABASE: LIVE

DATE: 01/14/92  
 TIME: 19:01:07  
 CHART NO.: 11.0  
 EQ TYPE: SES

JOB/AOJ/AT	PEA5036	PEA2905	PEA2905	PEA5769	OA-2
EVENT-NUM	EVT1	EVT1	EVT2	EVT1	EVT1
EVENT-DATE	10/22/91	02/16/92	03/29/92	02/13/94	08/31/95
ROYSD/TOATE	10/22/91	03/29/92	03/29/92	02/13/94	08/31/95
REQSD	10/22/91	03/29/92	03/29/92	02/13/94	08/31/95
CAP EXH.	##/##/##	08/30/92	08/30/92	##/##/##	##/##/##
SHIP DATE	05/11/91	11/02/91	01/18/92	11/13/93	05/31/95
JOB DESC.	TKS	GEN	GA	GA	GA
NAL TRANS					
TRANS ENT					
LSEI	NTW	NTW	NTW	NTW	NTW
NAL CAP SE	-100 89500	100 89600	100 89700	8000 97700	8300 106000
TC	-100 89500	100 89600	100 89700	8000 97700	8300 106000
LNS	60320	60320	1580 61900	3200 65100	6200 71300
NOS	68400	8500 76900	1580 76900	3200 76900	8500 85400
ML	60320	60320	1580 61900	3200 65100	6200 71300
CNTRX CAP			1300 2300		
INST. NOS	130000	20000 150000	150000	150000	10000 160000
UAV ASSGN	49521	10000 59521	59521	59521	59521
%FNOS	85.00	85.00	85.00	85.00	85.00
INST. LNS	75328	75328	1728 77056	9216 86272	9792 96064
UAV ASSGN	1079	1079	1079	1079	1079
%TOTAL FILL	81.26	81.26	81.50	76.44	75.07
LNCAP IN LNS	60320	60320	1580 61900	3200 65100	6200 71300
SIZING DATE	08/15/91	02/14/91	02/14/91	02/14/91	02/14/91
NOD DUE	11/24/90	02/02/91	02/02/91	01/23/93	08/10/94
TELCO DUE	02/16/91	06/01/91	06/01/91	05/22/93	12/07/94
TURNOVER	10/22/91	03/29/92	03/29/92	04/24/94	11/09/95
GENERIC SVC		02/16/92	02/16/92		
GENERIC	SE6	SE7	SE7	SE9	SE9
CONC RATIO	8:1	8:1	8:1	8:1	8:1
ENG LSF					
ENG CCS/NAL	2.75	2.75	2.81	2.84	2.94
DESIGN BS					
MRAJ	0.00	0.00	22.54	18.53	0.00
PROCESSOR	111300	111300	-9900 101400	22600 124000	124000
CAP TRUNK	8 304	304	72 376	16 392	16 408
OGTL TK UNIT	1		9	2	2
LLN/LT/SH/NM	36	36	5 41	3 44	3 47
LSR/LTS/##					0
LSH/##/L32					0
TSC/##/TSS/NP	18084 18368	18368	1888 20256	1827 22083	1472 23555
TLN/##/L64	1 38	38	9 47	2 49	2 51
TOT FR/SHL	0	0	15	10	9
REUSE FR/SHL	0	0	0	0	0
GROSS ADDNS	92	0	934	947	1200
EXT JOB DESC	RISLU-H/UMB	SE7/GEN	01G/LN4/TRK	GROWTH	GROWTH
%CTOIP	9.45	9.45	9.45	9.45	9.45

JOB CAT. T G A A A



REPORT: PART B  
 PAGE: 1 OF 2  
 BUILDING: FTLD OAKLAND  
 ENT CUT: 11/16/85

ENTITY: FTLD FLOODSO  
 ENT TERM: 01/01/99

LSDF SYSTEM  
 DIGITAL PART B VERSION 1.00  
 DATABASE: LIVE

DATE: 01/14/92  
 TIME: 19:01:07  
 CHART NO.: 11.0  
 EO TYPE: SES

JOB/ADJ/AT	PEA3386	1990ADJ1	PEA2904	1990AT1	PEA2904	1991ADJ1
EVENT-NUM	EVT1	EVT1	EVT1	EVT1	EVT2	EVT1
EVENT-DATE	04/29/90	08/15/90	08/20/90	11/01/90	07/28/91	08/10/91
RDYSO/TDATE	04/29/90	08/15/90	07/28/91	11/01/90	07/28/91	08/10/91
REOSD	04/29/90	###/###/###	08/20/90	###/###/###	08/20/90	###/###/###
CAP EXH.	###/###/###	###/###/###	###/###/###	###/###/###	###/###/###	###/###/###
SHIP DATE	02/03/90	###/###/###	06/09/90	###/###/###	06/09/90	###/###/###
JOB DESC.	TKS	OFLF	TKS	ANOG	GEN	OFLF
TRANS ENT				FTLOFLOODSO		

ANALOG SECTION -----

NAL TRANS				-539		
NAL CAP TC	82400	82400	82400		82400	-2100 80300
LNS	56400	56400	56400		56400	100 56500
ML	56400	56400	56400		56400	100 56500
LINE UNITS	128	128	128		128	128
INST. LNS	65536	65536	65536		65536	65536
UAV ASSGN	983	983	983		983	983
%FILL	87.40	87.40	87.40		87.40	87.55
ALNCAP LNS	56400	56400	56400		56400	100 56500
RENG CCS NAL	2.62	2.62	2.64		2.64	2.71
ANLG DEF LNS		0	480		480	480
ISON CAP TC		0	200		-190	10
ISON CAP LNS		0	200		-190	10
ISON CAP ML		0	1		1	1
ISDN LN MOD		0	512		512	512
ISON INS LNS		0	312		502	502
ISON UAV LNS		0	100.00		190	100.00
ISON %FILL			7.00		100.00	7.00
ISON ENG CCS					7.00	

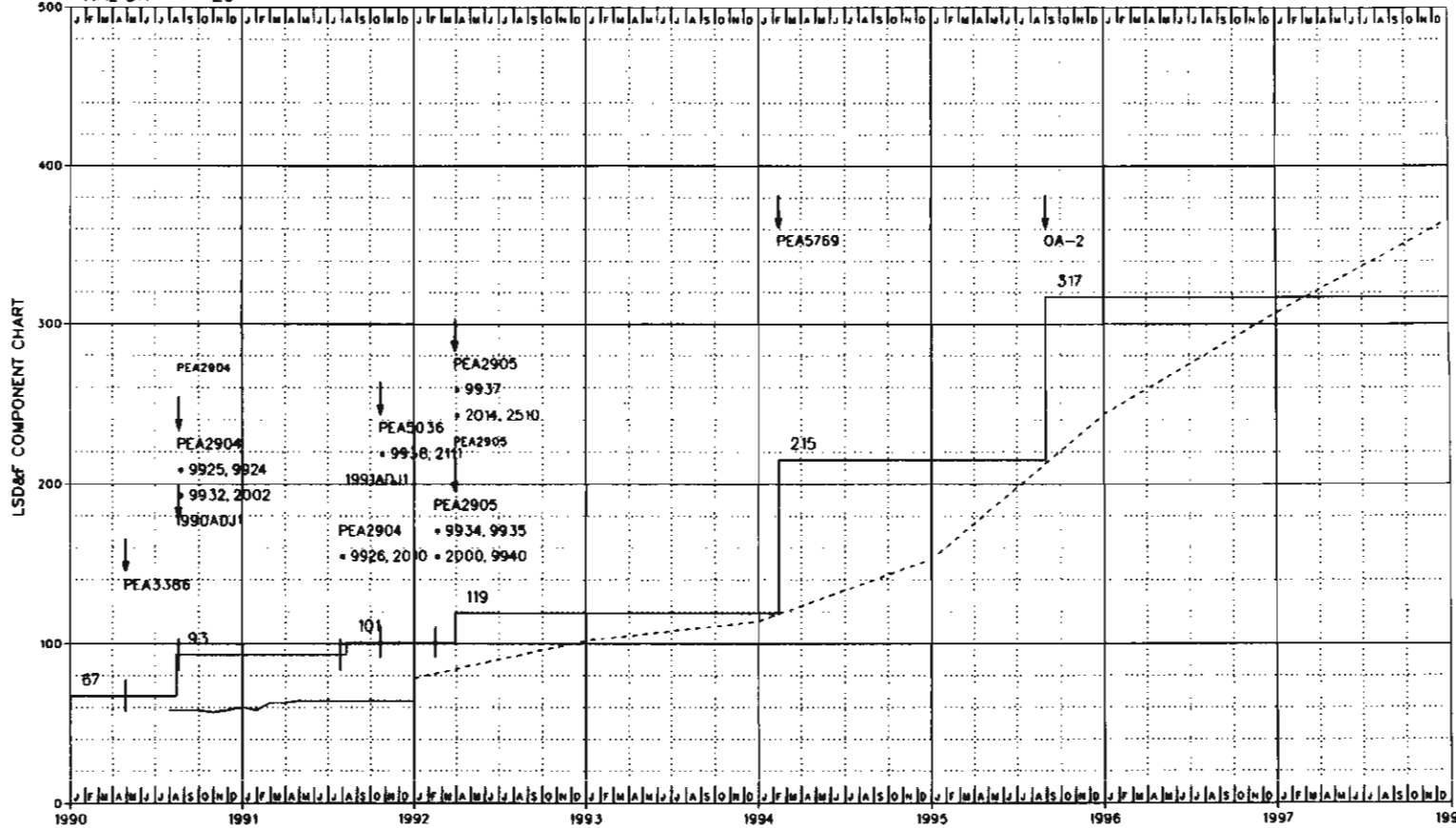
DIGITAL SECTION -----

NAL TRANS				539		
NAL CAP TC	9000	-800 8200	8200		8200	1100 9300
LNS	2400	700 3100	3100		3100	720 3820
ML	2400	700 3100	3100		3100	720 3820
LINE UNITS	17	17	17		17	17
INST. LNS	6528	2496 9024	9024		9024	768 9792
UAV ASSGN	96	96	96		96	96
%FILL	37.30	34.70	34.70		34.70	39.40
OLNCAP LNS	2400	700 3100	3100		3100	720 3820
RENG CCS NAL	3.47	3.47	3.50		3.50	3.36
CAP SLC SYS	67	26 93	93		93	8 101
ENG SLC MO 1						
ENG SLC MO2						
DEF SLC SYS	0	0	0		0	0
CAP URBN SYS						
DEF URBN SYS						
CAP OMS112						
SLC DLU						
URBAN OLU						



NAL DIV = 20

SLC96-ASSIGNED



- NOTES:
- 2000 CALL RETURN PLUS
  - 2002 RACF
  - 2010 SMDR-P
  - 2014 FLEXIBLE ANI
  - 2111 ISDN EQUIPPED
  - 2510 TIMING BASED ON TK REQUIREMENTS
  - 9924 TOUCHSTAR PHASE II
  - 9925 VMS
  - 9926 CCS ACCESS CAPABILITY
  - 9932 100% AMA RECORDING
  - 9934 ADVANCED INTELLIGENT NTWK (AIN) - REL. 0
  - 9935 1+ COIN EQUAL ACCESS
  - 9937 CARRIER IDENT. CODE (CIC) EXPAN. (FC B)
  - 9938 ISDN PRIMARY RATE INTERFACE (PRI)
  - 9940 CALL FWD-DONT-ANSWER AFTER CALL WAITING

REASON FOR REISSUE:  
2954 4200 W OAKLAND PK.  
BLVD LAUD LAKES

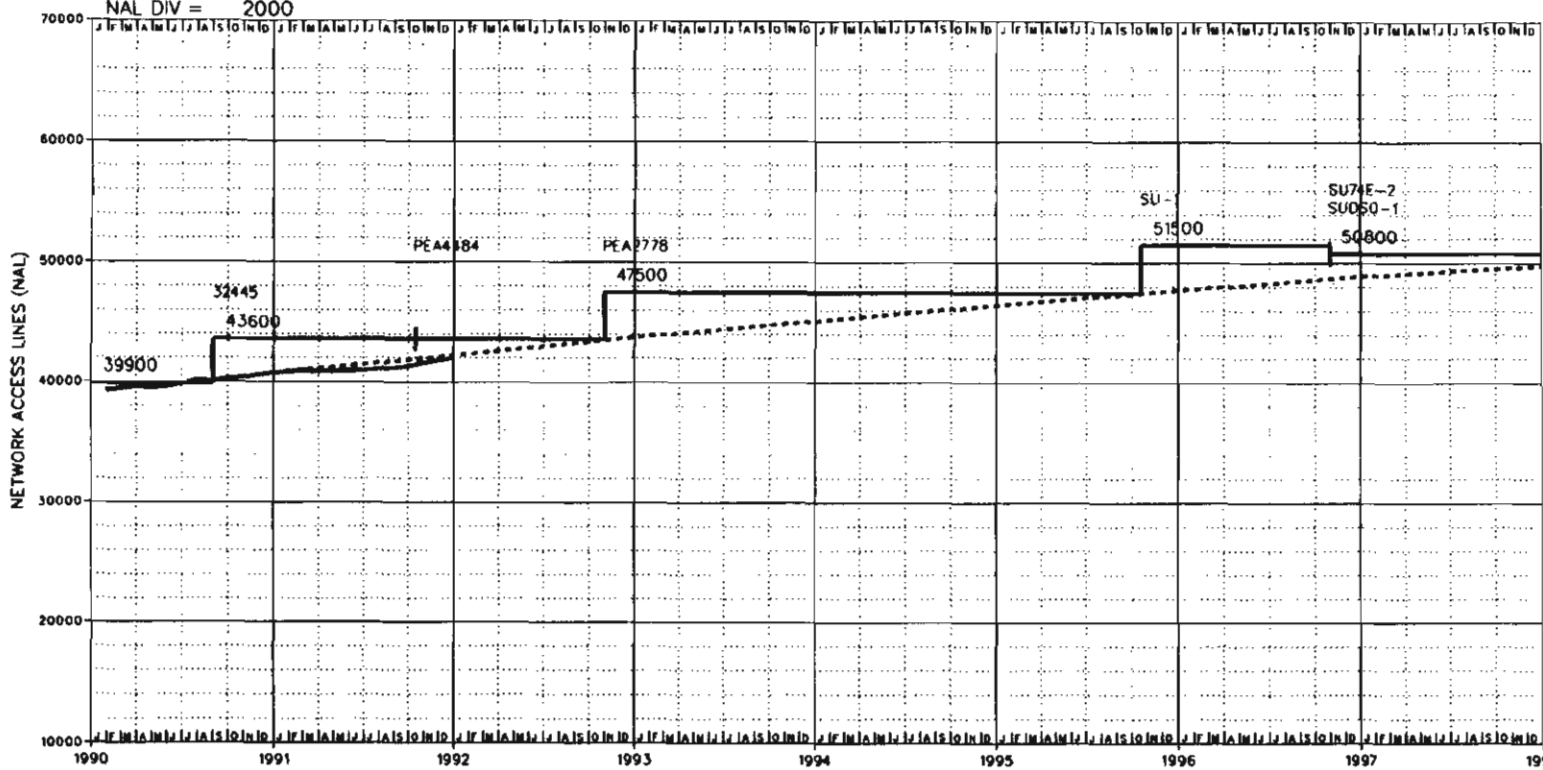
DATE OF ISSUE: 01/14/92  
EXCHANGE: FORT LAUDERDALE  
DATABASE: LIVE  
EQ TYPE: 5ES  
NXX: 240F 484 485 486 497  
831S 730 731 733 735 739  
777F 875S 877S 878S 879S

BUILDING: FTLDFOA STATE: FL  
LATA: 50ET/480  
COMPANY: SBEL AREA: SBFX  
DIVISION: SOUT DISTRICT: SOBR  
EXHAUST: 12/31/99  
CONTACT: SKHARWELL  
NUMBER: NSGRUNDIG

YEAR	1990	1991	1992	1993	1994	1995	1996	1997
DEMAND/GAIN	43 (A) 17	60 (A) 18	78 (F) 24	102 (F) 12	114 (F) 39	153 (F) 90	243 (F) 64	307 (F) 59
SLC MODE 1C		16	16	16	16	16	16	16
SLC MODE 1F		44	57	69	71	89	132	162
SLC MODE 2C								
SLC MODE 2F			5	17	27	48	95	129

ENTITY: FTLDFOLOADSO CHART: 11.0

NAL DIV = 2000



NOTES:

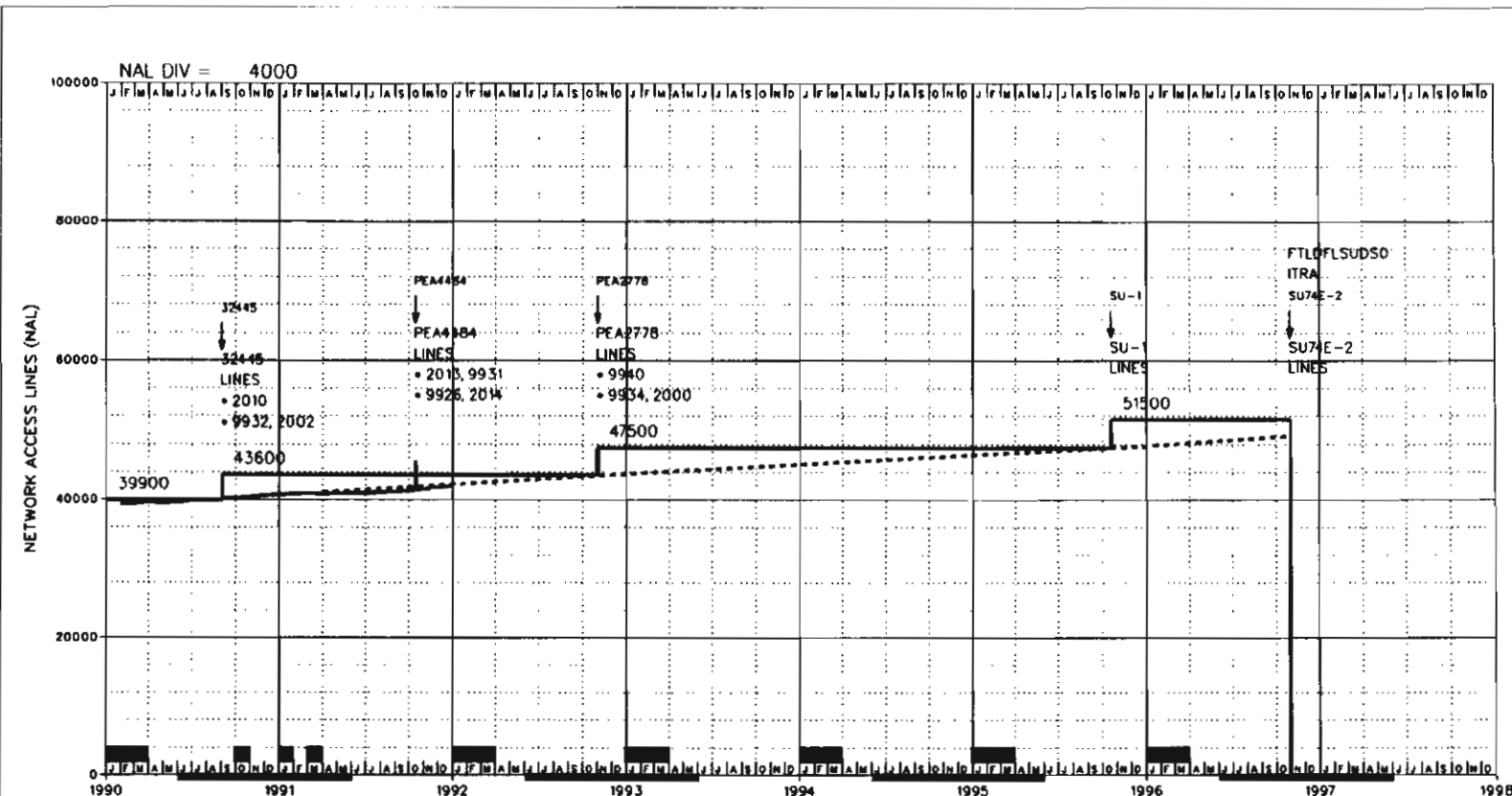
REASON FOR REISSUE:

DATE OF ISSUE: 01/14/92  
 EXCHANGE: FORT LAUDERDALE  
 DATABASE: LIVE

BUILDING: FTLDFLSU STATE: FL  
 LATA: SOE1/460  
 COMPANY: SBEL AREA: SBFX  
 DIVISION: SOUT DISTRICT: SOBR  
 EXHAUST: 12/31/99

YEAR	1990		1991		1992		1993		1994		1995		1996		1997	
NAL/GAIN	39068	1673	40741	1472	42213	1550	43763	1375	45138	1350	46488	1250	47738	1175	48913	825
NAL/LN RATIO																

BUILDING: FTLDFLSU CHART: 12.0



- NOTES:
- 2000 CALL RETURN PLUS
  - 2002 RACF
  - 2010 SMDR-P
  - 2013 CALL FORWARD BL/DA
  - 2014 FLEXIBLE ANI
  - 9926 CCS ACCESS CAPABILITY
  - 9931 CALL TRACKING (BCLID)
  - 9932 100% AMA RECORDING
  - 9934 ADVANCED INTELLIGENT
  - 9934 INTWK (AIN) - REL 0
  - 9940 CALL FWD-DON'T-ANSWER
  - 9940 AFTER CALL WAITING

REASON FOR REISSUE:  
 2955 8750 W OAKLAND PK.  
 BLVD SUNRISE

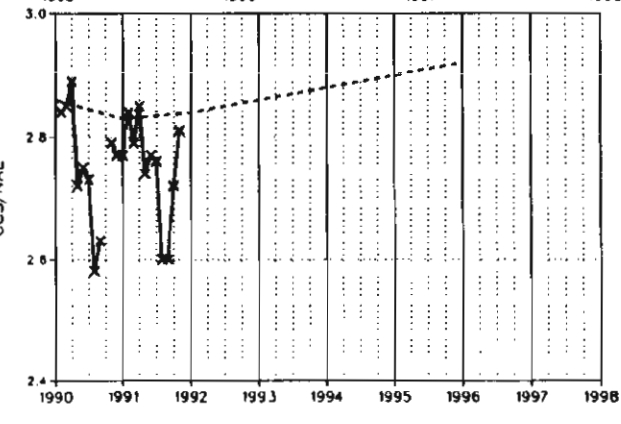
DATE OF ISSUE: 01/14/92  
 EXCHANGE: FORT LAUDERDALE  
 DATABASE: LIVE  
 EQ TYPE: IAES  
 NXX:  
 572 741 742 746 748 749

BUILDING: FTLDFLSU STATE: FL  
 LATA: SOET/460  
 COMPANY: SBEL AREA: SBFX  
 DIVISION: SOUT DISTRICT: SOBR  
 EXHAUST: 12/31/99  
 CONTACT: RJBOLTZ  
 NUMBER MELEHMAN  
 EQ ENGINEER JDWALKER

E. A DATE 07/22/85  
 DIR CLOSE 12/16/91  
 DIR DELIVER 03/30/92  
 NAL FCST 06/15/91  
 CCS FCST 08/15/91  
 ENTITY CUT 11/02/75  
 ENTITY TERM 10/31/96  
 LATEST NAL 41986  
 SWITCH HOST  
 ENTITY:

CHART:  
 FTLDFLSU74E 12.0

YEAR	1990	1991	1992	1993	1994	1995	1996	1997	1998
NAL	39068(A)	40741 (A)	42213 (F)	43763 (F)	45138 (F)	46488(F)	47738 (F)		
LINES	39068	40741	42213	43763	45138	46488	47738		
CCS/NAL	2.86	2.83	2.84	2.86	2.88	2.90	2.92		
CCS STATUS	A	A							
NAL/LN RATIO	1.00000	1.00000	1.00000	1.00000	1.00000	1.00000	1.00000		
SVC.				JOBNUM	RDYSO	REQSD	SHIP		
DTS				32445	09/02/90	09/02/90	01/13/90		
				PEA4484	10/15/91	10/15/91	02/09/91		
				PEA2778	11/01/92	11/01/92	08/27/92		
				SU-1	10/19/95	10/19/95	06/14/95		
				SU74E-2	10/31/96	10/31/96	10/31/96		
IML									
%IFFM									



REPORT: PARTB  
 PAGE: 1 OF 1  
 BUILDING: FTLO SUNRISE  
 ENT CUT: 11/02/75

ENTITY: FTLOFLSU74E  
 ENT TERM: 10/31/96

LSDF SYSTEM  
 GRAPHIC PART B VERSION 1.00  
 DATABASE: LIVE

DATE: 01/14/92  
 TIME: 19:01:07  
 CHART NO.: 12-0  
 EQ TYPE: IAES

JOB/ADJ/AT 3244S  
 EVENT-NUM EVT1  
 EVENT-DATE 09/02/90  
 RDYSD/DATE 09/02/90  
 REQSO 09/02/90  
 CAP EXH. \*\*/\*\*/\*\*  
 SHIP DATE 01/13/90  
 JOB DESC. GA  
 NAL TRANS  
 TRANS ENT  
 LSE1 COR  
 NAL CAP SE 5100 46400  
 TC 3500 49600  
 LNS 3700 43600  
 NOS 7200 48700  
 ML 3700 43600  
 CNTRX CAP 1650  
 INST. NOS 60000  
 UAV ASSGN 1420 2653  
 %FNOS 85.00  
 INST. LNS 4096 49152  
 UAV ASSGN 86 1032  
 %TOTAL FILL 90.50  
 LNCAP IN LNS 3700 43600  
 SIZING DATE 07/11/89  
 NOD DUE 06/10/89  
 TELCO DUE 07/15/89  
 TURNOVER 02/24/91  
 GENERIC SVC  
 GENERIC 1AE10  
 CONC RATIO 4:1  
 ENG LSF  
 ENG CC5/NAL 3.01  
 DESIGN BS 1991  
 MRAJ 25.99  
 PROCESSOR 3900 109500  
 CAP TRUNK 40 200  
 OGTL TK UNIT 2  
 LLN/LI/SH/NM 1 12  
 LSR/LTS/#/ 4 48  
 LSH/#/L32 0  
 TSC/#/TSS/NP 4 36  
 TLN/#/L64 1024  
 TOT FRG/SHL 6  
 REUSE FR/SHL 5  
 GROSS ROOMS 507  
 EXT JOB DESC GROWTH/2OCT  
 %CTOIP 5.00

PEA4484  
 EVT1  
 10/15/91  
 10/15/91  
 10/15/91  
 \*\*/\*\*/\*\*  
 02/09/91  
 GEN  
 COR  
 COR 46400  
 49600  
 43600  
 48700  
 43600  
 1650  
 60000  
 2653  
 85.00  
 49152  
 1032  
 90.50  
 43600  
 07/11/89  
 05/26/90  
 08/04/90  
 10/15/91  
 10/15/91  
 1AE11  
 4:1  
 3.01  
 0.00  
 -25400 84100  
 200  
 0  
 12  
 48  
 0  
 36  
 1024  
 0  
 0  
 3  
 GEN/1AE11  
 5.00

PEA2778  
 EVT1  
 11/01/92  
 11/01/92  
 11/01/92  
 \*\*/\*\*/\*\*  
 06/27/92  
 GA  
 COR  
 COR 4100 50500  
 8000 57600  
 3900 47500  
 6900 55600  
 3900 47500  
 1650  
 10000 70000  
 1894 4547  
 85.00  
 4096 53248  
 86 1118  
 91.08  
 3900 47500  
 06/05/91  
 08/31/91  
 12/21/91  
 10/11/92  
 1AE11  
 4:1  
 2.97  
 35.55  
 5600 89700  
 20 220  
 1  
 1 13  
 4 52  
 0  
 4 40  
 1024  
 S  
 S  
 682  
 GROWTH/1OCT  
 5.00

SU-1  
 EVT1  
 10/19/95  
 10/19/95  
 10/19/95  
 \*\*/\*\*/\*\*  
 06/14/95  
 GA  
 LL1A0  
 4500 55000  
 11300 68900  
 4000 51500  
 55600  
 51500  
 1650  
 70000  
 4547  
 85.00  
 4096 57344  
 86 1204  
 91.72  
 4000 51500  
 06/05/91  
 08/10/94  
 12/07/94  
 10/19/95  
 1AE11  
 4:1  
 2.99  
 52.17  
 89700  
 240  
 1  
 1 14  
 4 56  
 0  
 4 44  
 1024  
 4  
 4  
 650  
 GROWTH/1-OCT  
 5.00

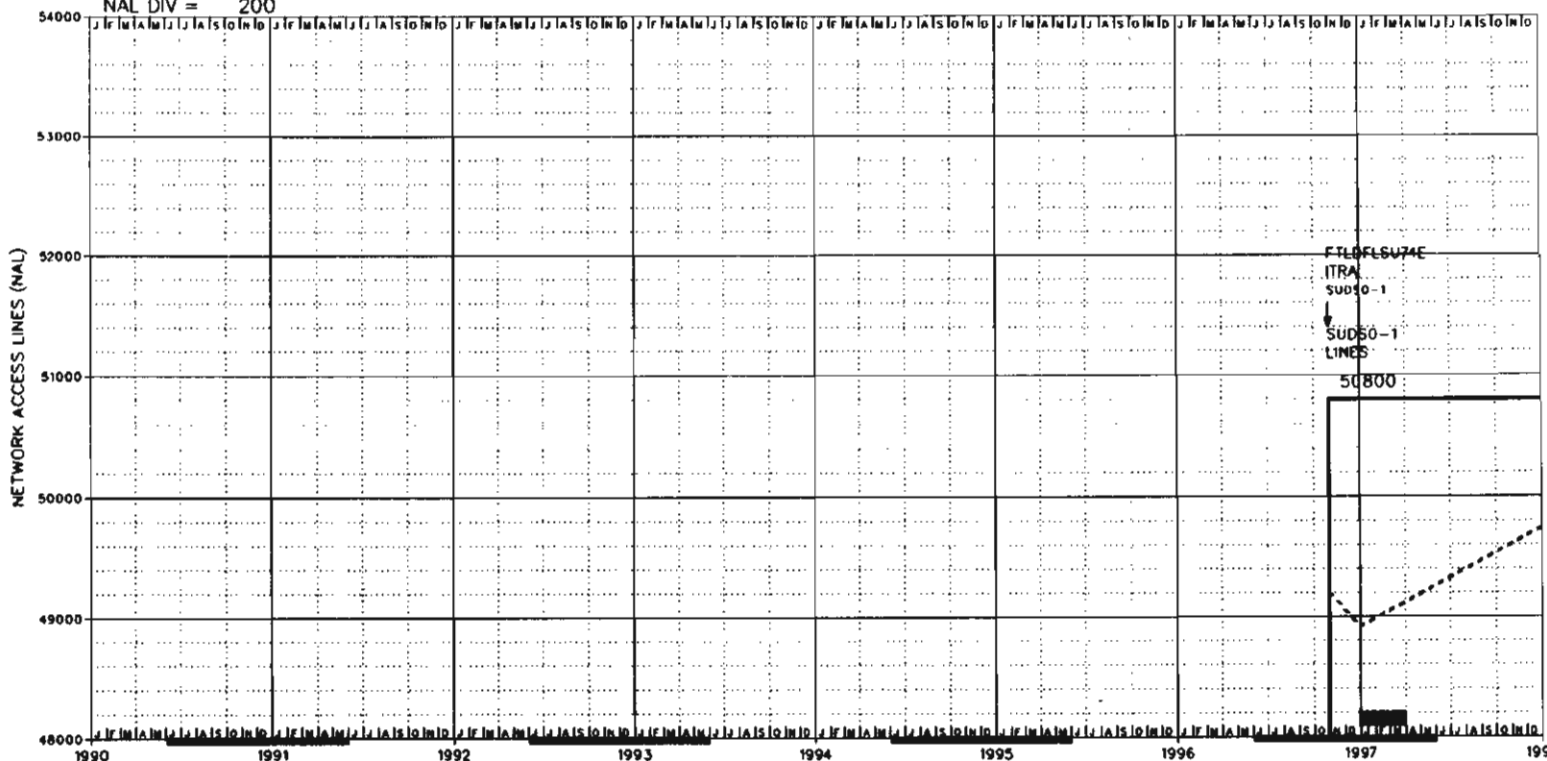
1996AT1  
 10/31/96  
 10/31/96  
 10/31/96  
 \*\*/\*\*/\*\*  
 \*\*/\*\*/\*\*  
 \*\*/\*\*/\*\*  
 ITRA  
 -49200  
 FTLOFLSU050

SU74E-2  
 EVT1  
 10/31/96  
 10/31/96  
 10/31/96  
 \*\*/\*\*/\*\*  
 02/23/00  
 10/31/96  
 DISP  
 -55000 0  
 -68900 0  
 -51500 0  
 -55600 0  
 -51500 0  
 -1650 0  
 -70000 0  
 -4547 0  
 -57344 0  
 -1204 0  
 -51500 0  
 03/21/91  
 05/18/95  
 09/14/95  
 10/31/96  
 0.00  
 0.00  
 -89700 0  
 -240 0  
 -14 0  
 -56 0  
 0  
 -44 0  
 -1024 0  
 0  
 0  
 0  
 0.00

JOB CAT. A G A A A 0



NAL DIV = 200



NOTES:

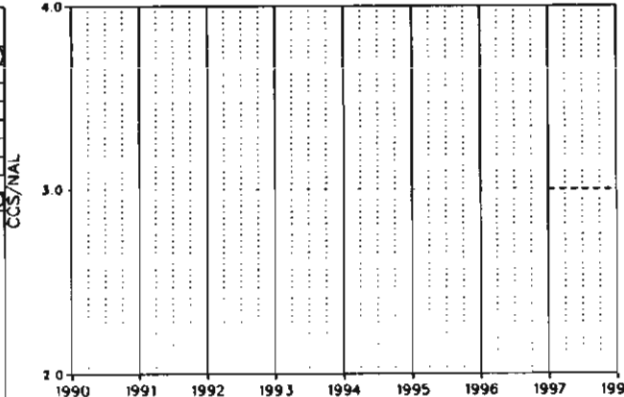
REASON FOR REISSUE:  
2955 8750 W OAKLAND PK.  
BLVD SUNRISE

DATE OF ISSUE: 01/14/92  
EXCHANGE: FORT LAUDERDALE  
DATABASE: LIVE  
EQ TYPE: DCTL  
NXX:  
572F 741F 742F 746F 748F 749F

BUILDING: FTLDFLSU STATE: FL  
LATA: SOE/460  
COMPANY: SBEL AREA: SBFX  
DIVISION: SOUT DISTRICT: SOBR  
EXHAUST: 12/31/99  
CONTACT: RJBOLTZ  
NUMBER:  
EQ ENGINEER JOWALKER  
E. A. DATE 10/31/96  
DIR CLOSE 12/16/91  
DIR DELIVER 03/19/92  
NAL FCST 06/15/91  
CCS FCST 08/15/91  
ENTITY CUT 10/31/96  
ENTITY TERM 01/01/96  
LATEST NAL  
SWITCH HOST  
ENTITY:

FTLDFLSUDSO CHART:  
12.1

YEAR	1990	1991	1992	1993	1994	1995	1996	1997	1998		
NAL								48913 (F)	49738 (F)		
LINES								48913	49738		
CCS/NAL								3.00	3.00		
CCS STATUS											
NAL/LN RATIO								1.00000	1.00000		
SVC.											
DTS											
IML											
%IFFM											
JOBNUM								RDYSD	REQSD	SHIP	
								SUDSO-1	10/31/96	10/31/96	03/14/96



REPORT: PARTB  
 PAGE: 1 OF 1  
 BUILDING: FTLD SUNRISE  
 ENT CUT: 10/31/96

ENTITY: FTLDFLSU0SO  
 ENT TERM: 01/01/16


LSOF SYSTEM  
 GRAPHIC PART B VERSION 1.00  
 DATABASE: LIVE

DATE: 01/14/92  
 TIME: 19:01:07  
 CHART NO.: 12.1  
 EQ TYPE: OGTL

JOB/AOJ/AT	1996AT1	SU0SO-1	
EVENT-NUM		EVT1	
EVENT-DATE	10/31/96	10/31/96	
RDYSD/TDATE	10/31/96	10/31/96	
REQSD	**/**/**	10/31/96	
CAP EXH.	**/**/**	02/23/00	
SHIP DATE	**/**/**	03/14/96	
JOB DESC.	ITRA	REPL	
NAL TRANS	49200		
TRANS ENT	FTLDFLSU74E		
LSEI		NTM	
NAL CAP SE		67800	67800
TC		67800	67800
LNS		50800	50800
NOS		55600	55600
ML		50800	50800
CNTRX CAP		2480	2480
INST. NOS		70000	70000
UAV ASSGN		4547	4547
%FNOS		85.00	
INST. LNS		61696	61696
UAV ASSGN		849	849
%TOTAL FILL		83.42	
LNCAP IN LNS		50800	50800
SIZING DATE		03/21/91	
NOD DUE		05/18/95	
TELCO DUE		09/14/95	
TURNOVER		08/09/96	
GENERIC SVC		SE9	
GENERIC		8:1	
CONC RATIO			
ENG LSF		3.00	
ENG CCS/NAL			
DESIGN BS		0.00	
MRAJ			
PROCESSOR		114600	114600
CAP TRUNK		240	240
OGTL TK UNIT		30	
LLN/LT/SM/NM		28	28
LSR/LTS/**			
LSH/**/L32			
TSC/**/TSS/NP		222	222
TLN/**/L64		30	30
TOT FRS/SHL		84	
REUSE FR/SHL			
GROSS ADONS		6200	
EXT JOB DESC		REPL	
%CTDIP		4.57	

JOB CAT.

1



YEAR	1990	1991	1992	1993	1994	1995	1996	1997	1998
NAL								43873 (F)	44614 (F)
ANLG LNS								43873	44614
CCS/NAL								3.00	3.00
CCS ACTUAL									
NAL/LN RATIO								1.00000	1.00000

NOTES:

REASON FOR REISSUE:  
2955 8750 W OAKLAND PK.  
BLVD SUNRISE

DATE OF ISSUE: 01/14/92  
EXCHANGE: FORT LAUDERDALE  
DATABASE: LIVE  
EQ TYPE: DGTL  
ANALOG


BUILDING SWITCH HQST FTLD SUNRISE

FCST DATE 06/15/91  
LATEST ANAL -9998998  
CONTACT RJROI17  
CONTACT NO.  
EQUIP ENCR JDWALKER

DIGITAL  
DLCFCST DATE 07/01/91

LATEST DNAL -9998998  
LATEST SLC -9998998  
LATEST URBN -9998998  
LATEST D112 -9998998

ENTITY: FTLDFLSUDSO CHART: 12.1



YEAR	1990	1991	1992	1993	1994	1995	1996	1997	1998
NAL								5040 (F)	5124 (F)
DGTL CCS/NAL								3.00	3.00
CCS ACTUAL									
SLC SYS								115	117
URBAN SYS									
NAL/LN RATIO								1.00000	1.00000

REPORT: PARTB  
PAGE: 1 OF 1  
BUILDING: FTLD SUNRISE  
ENT CUT: 10/31/96

ENTITY: FTLDLSUOSO  
ENT TERM: 01/01/16

LSOF SYSTEM  
DIGITAL PART B VERSION 1.00  
DATABASE: LIVE

DATE: 01/14/92  
TIME: 19:01:07  
CHART NO.: 12.1  
EQ TYPE: OGTL

JOB/ADJ/AT 1996AT1 SUOSO-1  
EVENT-NUM EVT1  
EVENT-DATE 10/31/96 10/31/96  
ROYSO/TOATE 10/31/96 10/31/96  
REQSO ■■/■■/■■ 10/31/96  
CAP EXH. ■■/■■/■■ 02/23/00  
SHIP DATE ■■/■■/■■ 03/14/96  
JOB DESC. ITRA REPL  
TRANS ENT FTLDLSU74E

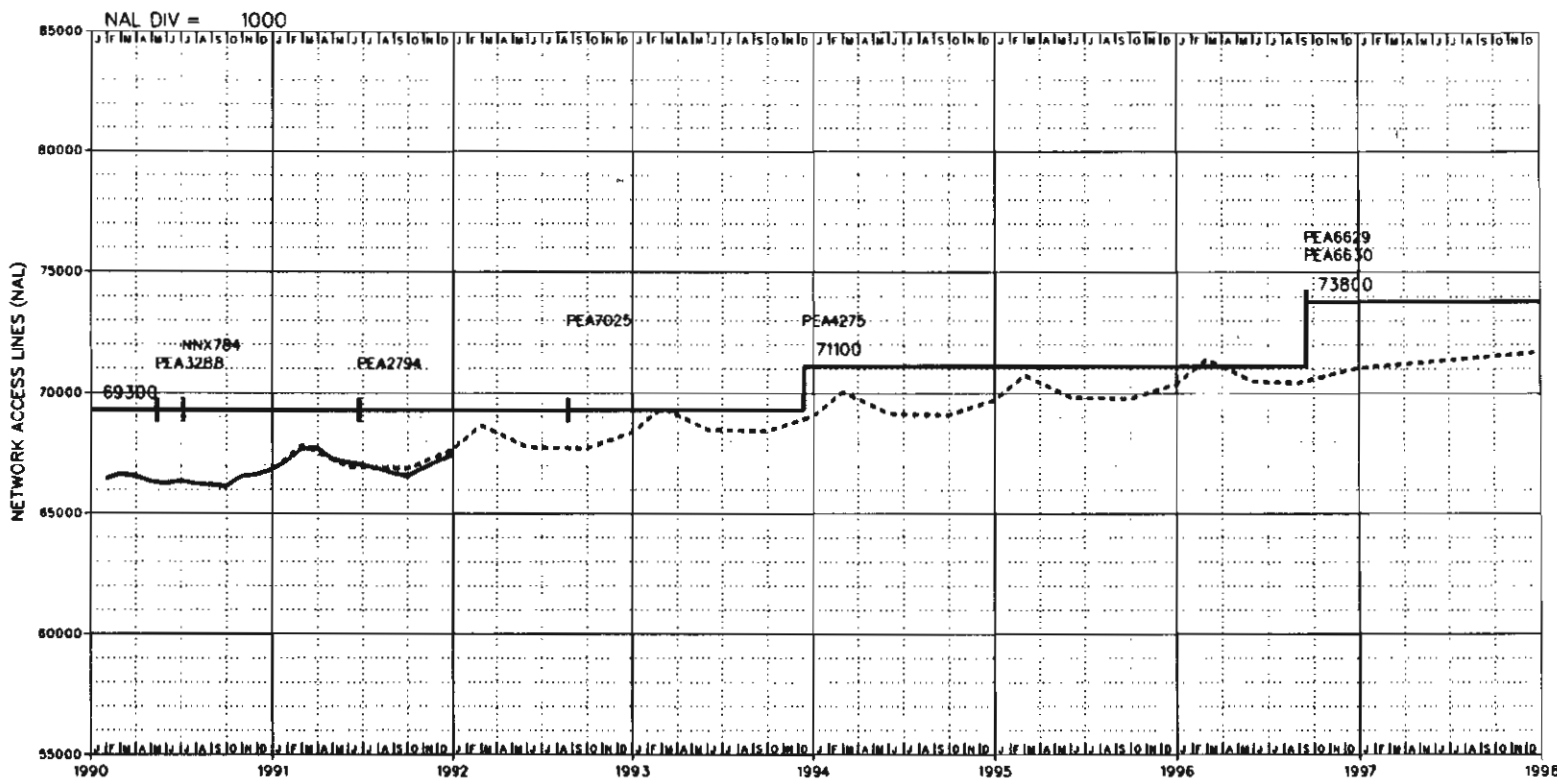
ANALOG SECTION -----

NAL TRANS	44182		
NAL CAP TC		55500	55500
LNS		45600	45600
ML		45600	45600
LINE UNITS		98	98
INST. LNS		50176	50176
UAV ASSGN		753	753
%FILL		92.19	
ALNCAP LNS		45600	45600
ENG CCS NAL		3.00	
ANLG DEF LNS			
ISDN CAP TC			
ISDN CAP LNS			
ISDN CAP ML			
ISDN LN MOD			
ISDN INS LNS			
ISDN UAV LNS			
ISDN %FILL			
ISDN ENG CCS			

DIGITAL SECTION -----

NAL TRANS	5018		
NAL CAP TC		12300	12300
LNS		5200	5200
ML		5200	5200
LINE UNITS		20	20
INST. LNS		11520	11520
UAV ASSGN		96	96
%FILL		45.50	
DLNCAP LNS		5200	5200
ENG CCS NAL		3.00	
CAP SLC SYS		119	119
ENG SLC MD 1		119	119
ENG SLC MD2			
DEF SLC SYS			
CAP URBN SYS			
DEF URBN SYS			
CAP DMS112			
SLC DLU			
URBAN DLU			





NOTES:

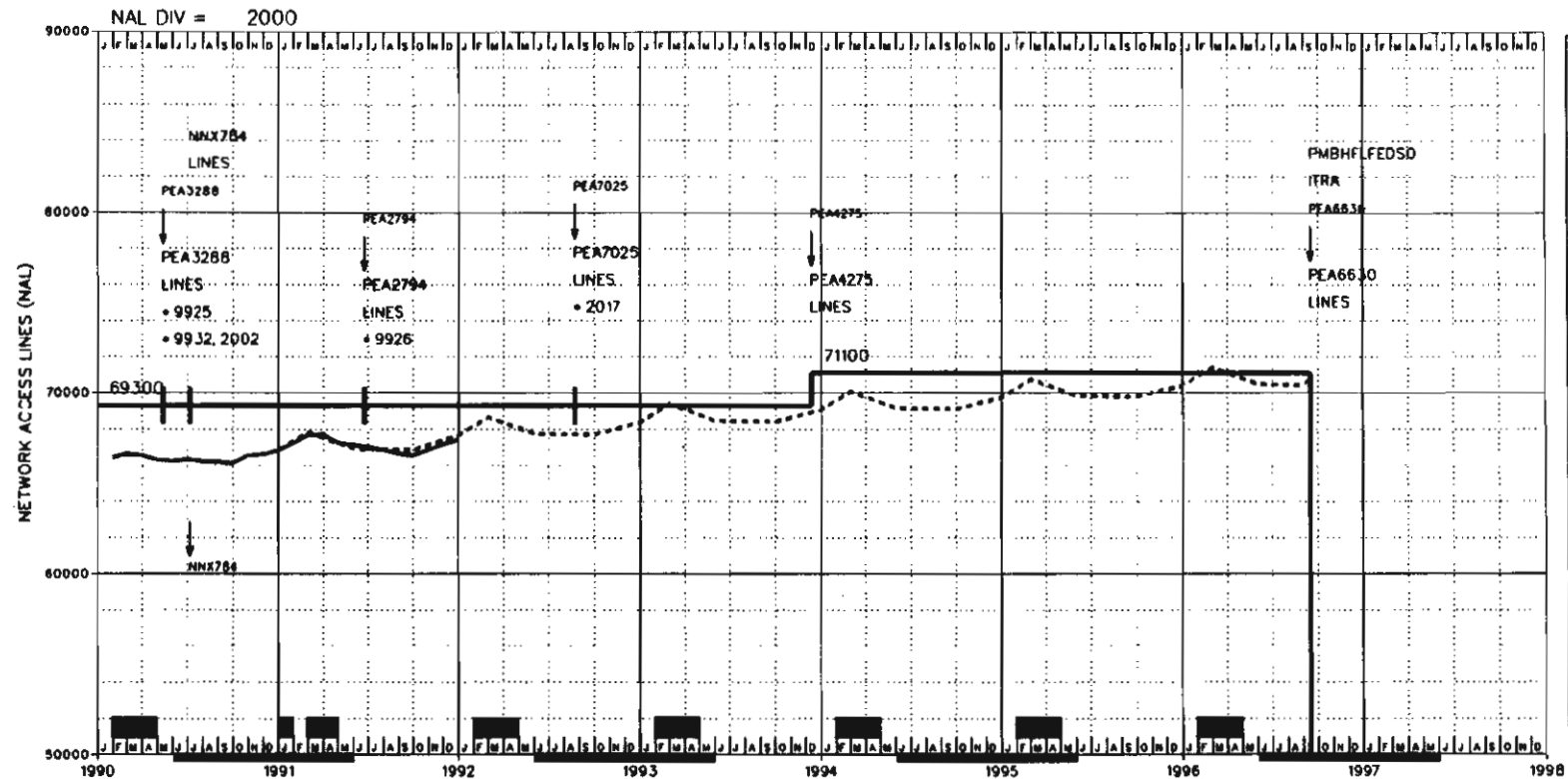
REASON FOR REISSUE:

DATE OF ISSUE: 01/14/92  
 EXCHANGE: POMPANO BEACH  
 DATABASE: LIVE

BUILDING: PMBHFLFE STATE: FL  
 LATA: SOET/460  
 COMPANY: SBEL AREA: SBFX  
 DIVISION: SOUT DISTRICT: NOBR  
 EXHAUST: 12/31/99

YEAR	1990		1991		1992		1993		1994		1995		1996		1997	
NAL/GAIN	66118	711	68829	827	67658	725	68381	675	69056	675	69731	650	70381	665	71046	640
NAL/LN RATIO																

BUILDING: PMBHFLFE CHART: 13.0



NOTES:  
 2002 RACF  
 9925 VMS  
 9926 CCS ACCESS CAPABILITY  
 9932 100% AMA RECORDING

REASON FOR REISSUE:  
 2956 1230 N FEDERAL HWY  
 POMPANO BEACH

DATE OF ISSUE: 01/14/92  
 EXCHANGE: POMPANO BEACH  
 DATABASE: LIVE  
 EQ TYPE: 1AES  
 NXX:  
 440X 781 782 783 784 785  
 786 941 942 943 946

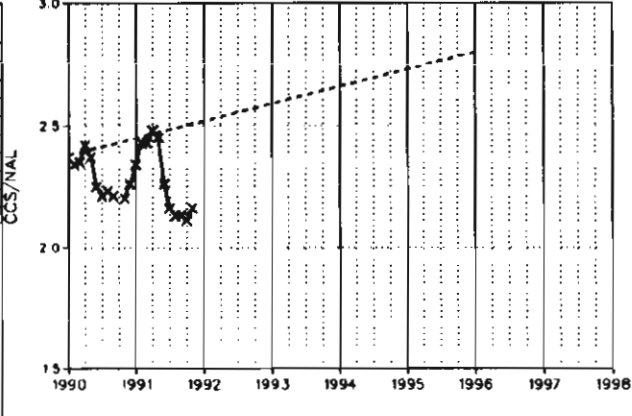
BUILDING: PMBHLFE STATE: FL  
 LATA: SOE1/46D  
 COMPANY: SBEL AREA: SBFX  
 DIVISION: SOUT DISTRICT: NOBR  
 EXHAUST: 12/31/99  
 CONTACT: RCMCINTYRE  
 NUMBER MELEHMAN  
 EQ ENGINEER JDWALKER

E. A. DATE 06/17/85  
 DIR CLOSE 12/16/91  
 DIR DELIVER 03/30/92  
 NAL FCST 06/15/91  
 CCS FCST 08/15/91  
 ENTITY CUT 12/13/81  
 ENTITY TERM 09/16/96  
 LATEST NAL 67421  
 SWITCH HOST  
 ENTITY: CHART:

PMBHLFECCO 13.1

YEAR	1990	1991	1992	1993	1994	1995	1996	1997	1998
NAL	66118 (A)	66829 (A)	67656 (F)	68381 (F)	69056 (F)	69731 (F)	70381 (F)		
LINES	66118	66829	67656	68381	69056	69731	70381		
CCS/NAL	2.38	2.45	2.52	2.59	2.66	2.73	2.80		
CCS STATUS	A	A							
NAL/LN RATIO	1.00000	1.00000	1.00000	1.00000	1.00000	1.00000	1.00000		

SVC.	1990	1991	1992	JOBNUM	RDYSO	REQSD	SHIP
DTS	O O O O O O O O O O O O O O	O O O O O O O O O O O O O O	O O O O O O O O O O O O O O	PEA3288	05/13/90	05/13/90	03/10/90
	O O O O O O O O O O O O O O	O O O O O O O O O O O O O O	O O O O O O O O O O O O O O	MNX784	07/08/90	07/08/90	**/**/90
	O O O O O O O O O O O O O O	O O O O O O O O O O O O O O	O O O O O O O O O O O O O O	PEA2794	06/23/91	06/23/91	02/16/91
	O O O O O O O O O O O O O O	O O O O O O O O O O O O O O	O O O O O O O O O O O O O O	PEA7025	08/23/92	08/23/92	06/27/92
	O O O O O O O O O O O O O O	O O O O O O O O O O O O O O	O O O O O O O O O O O O O O	PEA4275	12/12/93	12/12/93	07/17/93
%IFFM				PEA6630	09/16/96	09/15/96	02/03/96



REPORT: PART8  
 PAGE: 1 OF 2  
 BUILDING: PMBH FEDERAL  
 ENT CUT: 12/13/81

ENTITY: PMBHFLFECCG  
 ENT TERM: 09/16/96

LSDF SYSTEM  
 GRAPHIC PART 8 VERSION 1.00  
 DATABASE: LIVE

DATE: 01/14/92  
 TIME: 19:01:07  
 CHART NO.: 13.1  
 EQ TYPE: 1AES

JOB/ADJ/AT	PEA3288	NNX784	PEA2794	PEA7025	PEA4275	1996AT1
EVENT-NUM	EVT1	EVT1	EVT1	EVT1	EVT1	
EVENT-DATE	05/13/90	07/06/90	06/23/91	08/23/92	12/12/93	09/16/96
ROYSD/TDATE	05/13/90	07/06/90	06/23/91	08/23/92	12/12/93	09/16/96
REUSO	05/13/90	07/06/90	06/23/91	08/23/92	12/12/93	###/###/###
CAP EXH.	###/###/###	###/###/###	###/###/###	###/###/###	###/###/###	###/###/###
SHIP DATE	03/10/90	###/###/###	02/16/91	06/27/92	07/17/93	###/###/###
JOB DESC.	LASS	NEWNNX	TKS	FEATURES	GA	ITRA
NAL TRANS						-70800
TRANS ENT						PM8HFLFE050
LSEI	TLNCCS	TLNCCS	CDR	CDR	TLNCCS	
NAL CAP SE	70900	70900	2500	73400	1600	75000
TC	70900	70900	10400	81300	-6300	75000
LNS	69300	69300		69300	1800	71100
NOS	70500	8500		79000		79000
ML	69300	69300		69300	1800	71100
CNTRX CAP	1900	1900	100	2000	200	2200
INST. NOS	90000	10000		100000		100000
URV ASSGN	7015	7015		7015		7015
ZFNOS	85.00	85.00	85.00	85.00	85.00	85.00
INST. LNS	79872	79872		79872	2048	81920
URV ASSGN	1917	1917		1917	49	1966
ZTOTAL FILL	88.90	88.90	88.90	88.90	88.90	88.90
LNCAP IN LNS	69300	69300	69300	69300	1800	71100
SIZING DATE	07/19/89		07/19/89	11/14/91		01/14/93
NOD DUE	08/12/89		04/14/90	12/21/91		09/12/92
TELCO DUE	12/09/89		08/18/90	03/07/92		01/09/93
TURNOVER	05/13/90		10/13/91	08/23/92		12/12/93
GENERIC SVC			05/11/91			
GENERIC	1AE10	1AE10	1AE11	1AE11	1AE11	1AE11
CONC RATIO	4:1	4:1	4:1	4:1	4:1	4:1
ENG LSF						
ENG CCS/NAL	2.59	2.59	2.42	2.42	2.46	2.46
DESIGN BS			0.00	0.00	1994	1994
MRAJ	0.00	0.00			33.25	33.25
PROCESSOR	133400	133400	-5200	128200	5200	133400
CAP TRUNK	260	260	40	300	300	300
DGTL TK UNIT 0		0	2		0	
LLN/LT/SM/NM	20	20		20	20	20
LSR/LTS/##	78	78		78	78	80
LSH/##/L32	0	0		0	0	0
TSC/##/TSS/NP	44	44	4	48	48	48
ILN/##/L64	2048	2048		2048	2048	2048
TOT FR5/SHL 1		0	0	0	2	2
REUSE FR/SHL 0		0	0	0	2	2
GROSS ADDNS 117		0	90	1	277	277
EXT JOB DESC ICLID		ADD NNX/784	GEN/1AE11	FEATURES	ADD/2048/LNS	ADD/2048/LNS
ZCTDIP 7.80		7.80	7.80	7.80	7.80	7.80

JOB CAT. M M T M A



REPORT: PARTB  
PAGE: 2 OF 2  
BUILDING: PMBH FEDERAL  
ENT CUT: 12/13/81

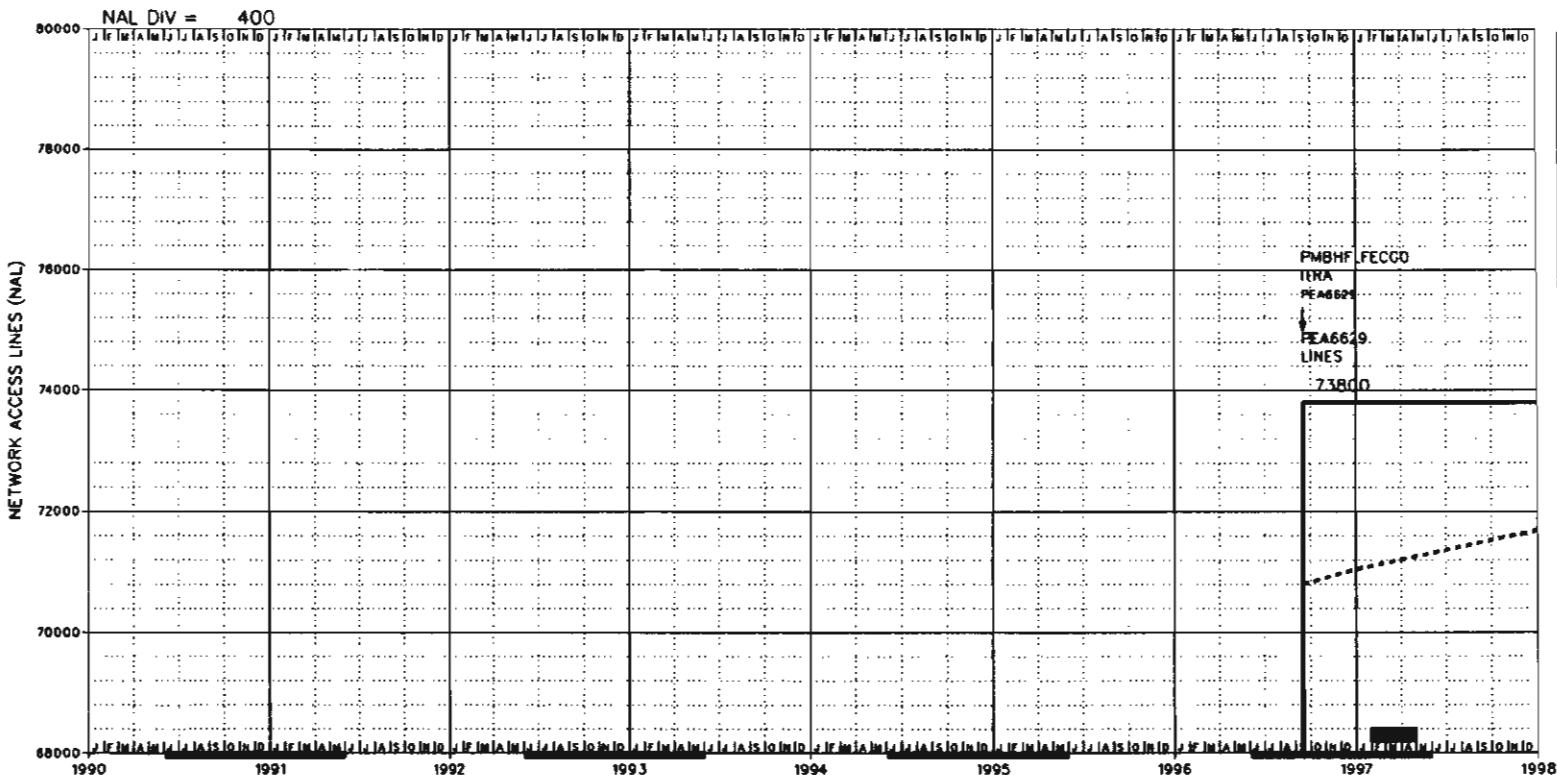
ENTITY: PMBHFLFECCO  
ENT TERM: 09/16/96

LSOF SYSTEM  
GRAPHIC PART B VERSION 1.00  
DATABASE: LIVE

DATE: 01/14/92  
TIME: 19:01:07  
CHART NO.: 13.1  
EQ TYPE: 1AES

JOB/ROJ/AT PEA6630  
EVENT-NUM EVT1  
EVENT-DATE 09/16/96  
RDYSO/TDATE 09/16/96  
REOSO 09/16/96  
CAP EXH. ##/##/##  
SHIP DATE 02/03/96  
JOB DESC. OISP  
NAL TRANS  
TRANS ENT  
LSEI  
NAL CAP SE -75000 0  
TC -75000 0  
LNS -71100 0  
NOS -79000 0  
ML -71100 0  
CNTRX CAP -2200 0  
INST. NOS -100000 0  
UAV ASSGN -7015 0  
XFNOS  
INST. LNS -81920 0  
UAV ASSGN -1966 0  
%TOTAL FILL  
LNCAP IN LNS -71100 0  
SIZING DATE 04/23/91  
NOD DUE 05/07/95  
TELCO DUE 08/27/95  
TURNOVER 06/22/96  
GENERIC SVC  
GENERIC  
CONC RATIO  
ENG LSF  
ENG CCS/NAL 0.00  
DESIGN BS  
MRAJ 0.00  
PROCESSOR -133400 0  
CAP TRUNK -300 0  
DGTL TK UNIT  
LLN/LT/SH/NM -20 0  
LSR/LTS/## -80 0  
LSH/##/L32 0  
TSC/##/TSS/NP -48 0  
TLN/##/L64 -2048 0  
TOT FRS/SHL 0  
REUSE FR/SHL 0  
GROSS ADDNS 0  
EXT JOB DESC  
%CTOIP 0.00

JOB CAT. 0



NOTES:

REASON FOR REISSUE:  
2956 1230 N FEDERAL HWY  
POMPANO BEACH

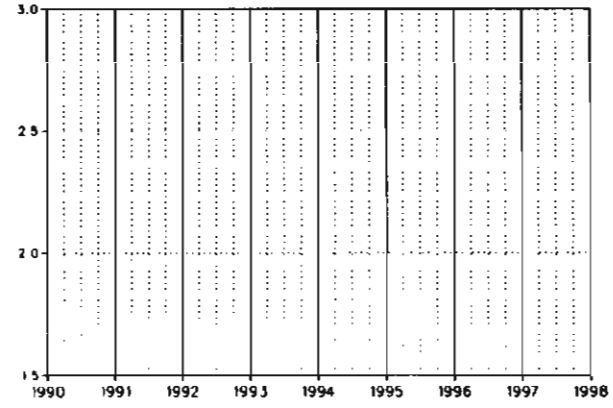
DATE OF ISSUE: 01/14/92  
EXCHANGE: POMPANO BEACH  
DATABASE: LIVE  
EO TYPE: DCTL  
NXX:  
440X 7B1F 7B2F 7B3F 7B5F 7B6F  
941F 942F 943F 946F

BUILDING: PMBHFLFE STATE: FL  
LATA: SOET/460  
COMPANY: SBEL AREA: SBFX  
DIVISION: SOUT DISTRICT: NOBR  
EXHAUST: 12/31/99  
CONTACT: RCMCINTYRE  
NUMBER  
EQ ENGINEER JDWALKER

E. A. DATE 10/23/95  
DIR CLOSE 12/16/91  
DIR DELIVER 03/30/92  
NAL FCST 06/15/91  
CCS FCST 08/15/91  
ENTITY CUT 09/16/96  
ENTITY TERM 01/01/50  
LATEST NAL  
SWITCH HOST  
ENTITY:

CHART:  
PMBHFLFEDSO 13.2

YEAR	1990	1991	1992	1993	1994	1995	1996	1997	1998
NAL								71046 (F)	71686 (F)
LINES								71046	71686
CCS/NAL								2.38	
CCS STATUS									
NAL/LN RATIO								1.00000	1.00000
SVC.									
DTS									
IML									
%IFFM									
JOBNUM								PEA6629	
RDYSO								09/16/96	
REQSD								09/16/96	
SHIP								02/03/96	



REPORT: PARTB  
PAGE: 1 OF 1  
BUILOING: PMBH FEDERAL  
ENT CUT: 09/16/96

ENTITY: PMBHFLFEOSO  
ENT TERM: 01/01/50

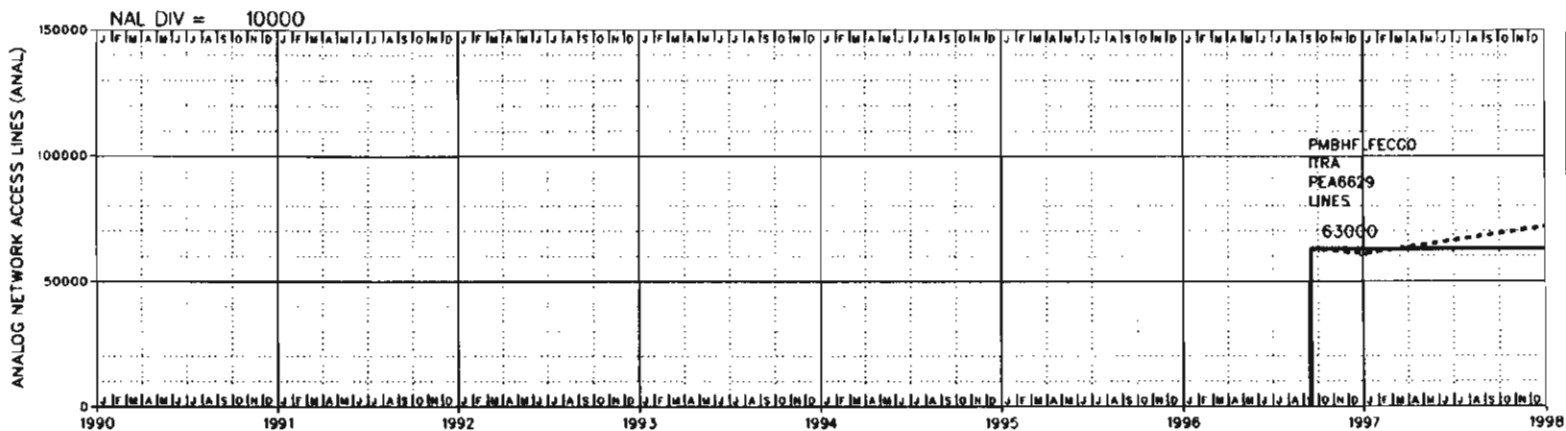
LSOF SYSTEM  
GRAPHIC PART B VERSION 1.00  
DATABASE: LIVE

DATE: 01/14/92  
TIME: 19:01:07  
CHART NO.: 13.2  
EQ TYPE: OGTL


JOB/ROJ/AT	1996AT1	PEA6629	
EVENT-NUM		EVT1	
EVENT-DATE	09/16/96	09/16/96	
ROYSD/TOATE	09/16/96	09/16/96	
REQSO	##/##/##	09/16/96	
CAP EXH.	##/##/##	##/##/##	
SHIP DATE	##/##/##	02/03/96	
JOB OESC.	ITRA	REPL	
NAL TRANS	70800		
TRANS ENT	PMBHFLFECCO		
LSE1			
NAL CAP SE		133100	133100
TC		133100	133100
LNS		73800	73800
NOS		79000	79000
ML		73800	73800
CNTRX CAP		2800	2800
INST. NOS		100000	100000
UAV ASSGN		7015	7015
ZFNOS		85.00	
INST. LNS		96384	96384
UAV ASSGN		1179	1179
ZTOTAL FILL		77.12	
LNCAP IN LNS		73800	73800
SIZING DATE		04/23/91	
NOD DUE		05/07/95	
TELCO DUE		08/27/95	
TURNOVER		06/22/96	
GENERIC SVC		SEB	
GENERIC		8:1	
CONC RATIO			
ENG LSF		2.38	
ENG CCS/NAL			
DESIGN BS		0.00	
MRAJ			
PROCESSOR		145300	145300
CAP TRUNK		304	304
OGTL TK UNIT		38	
LLN/LT/SM/NM		41	41
LSR/LTS/##			
LSH/##/L32			
TSC/##/TSS/NP		337	337
TLN/##/L64			
TOT FRS/SHL		100	
REUSE FR/SHL			
GROSS ROOMS		9600	
EXT JOB OESC		01G/SWTH/RE	
ZCTOIP		8.12	

JOB CAT.

1



YEAR	1990	1991	1992	1993	1994	1995	1996	1997	1998
NAI								61046 (F)	71686 (F)
ANLG LNS								61046	71686
CCS/NAI								2.38	
CCS ACTUAL									
NAL/LN RATIO								1.00000	1.00000



YEAR	1990	1991	1992	1993	1994	1995	1996	1997	1998
NAI								10000 (F)	(F)
DGTL CCS/NAI								2.38	
CCS ACTUAL									
SLC SYS								250	
URBAN SYS									
NAL/LN RATIO								1.00000	

NOTES:

REASON FOR REISSUE:  
2956 1230 N FEDERAL HWY  
POMPANO BEACH

DATE OF ISSUE: 01/14/92  
EXCHANGE: POMPANO BEACH  
DATABASE: LIVE  
EQ TYPE: DGTL  
ANALOG

BUILDING SWITCH HOST: PMBH FEDERAL  
FCST DATE: 06/15/91  
LATEST ANAL: -9998998  
CONTACT: RCMCINTYRE  
CONTACT NO.:  
EQUIP ENGR: JDWALKER  
DIGITAL  
DLFCST DATE: 07/01/91  
LATEST DNAL: -9998998  
LATEST SLC: -9998998  
LATEST URBN: -9998998  
LATEST 0112: -9998998

ENTITY: PMBHFLFEDSO CHART: 13.2

REPORT: PARIB  
PAGE: 1 OF 1  
BUILDING: PM8H FEDERAL  
ENT CUT: 09/16/96

ENTITY: PM8HFLFEDSO  
ENT TERM: 01/01/50

LSDP SYSTEM  
DIGITAL PART B VERSION 1.00  
DATABASE: LIVE

DATE: 01/14/92  
TIME: 19:01:07  
CHART NO.: 13.2  
EQ TYPE: DGTL

JOB/ADJ/AT	1996AT1	PEA6629
EVENT-NUM		EVT1
EVENT-DATE	09/16/96	09/16/96
RDYSD/TOATE	09/16/96	09/16/96
REQSD	##/##/##	09/16/96
CAP EXH.	##/##/##	##/##/##
SHIP DATE	##/##/##	02/03/96
JOB DESC.	ITRA	REPL
TRANS ENT	PMBHFLFECCO	

ANALOG SECTION -----

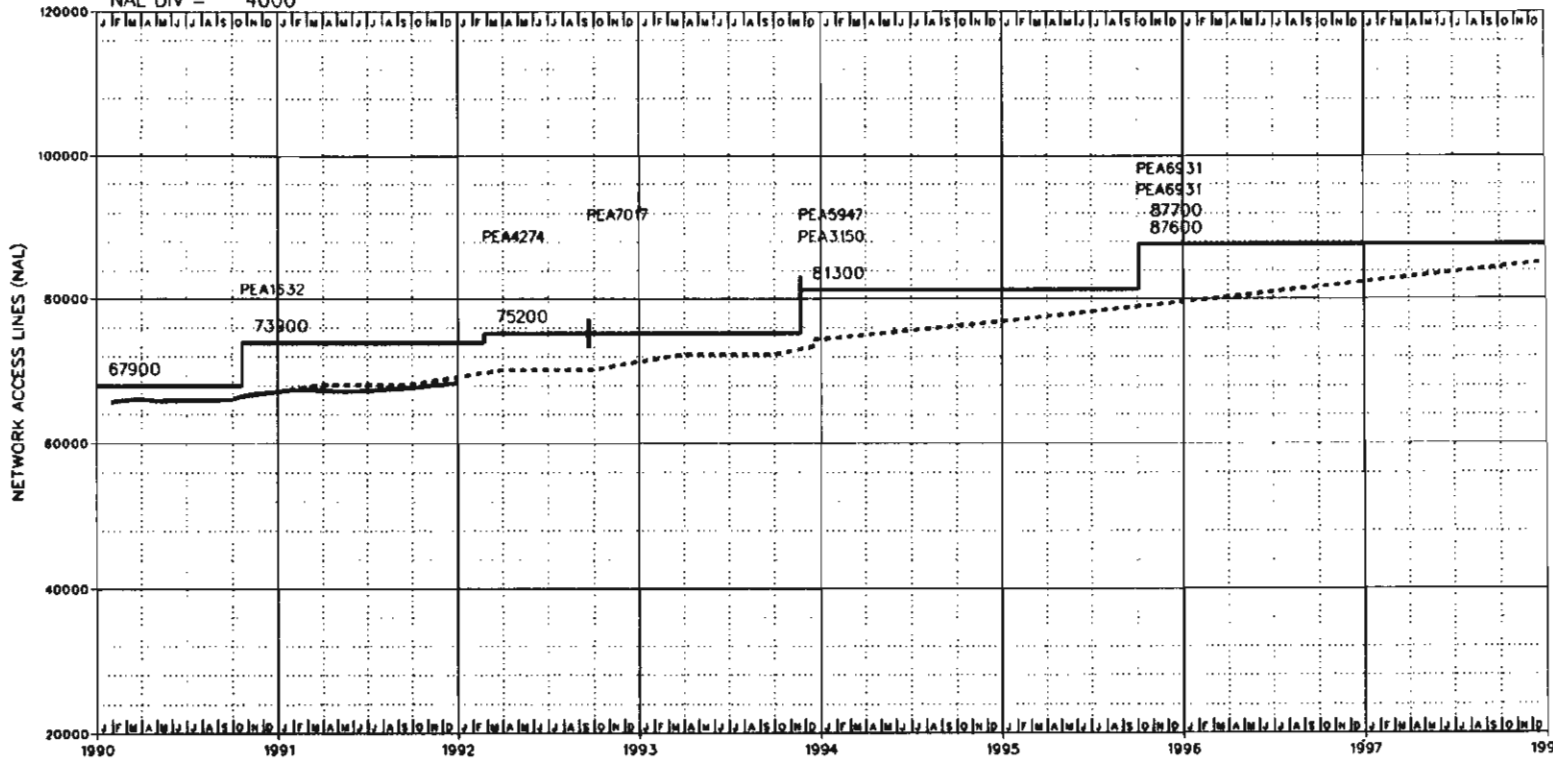
NAL TRANS	63000		
NAL CAP TC		100700	100700
LNS		63000	63000
ML		63000	63000
LINE UNITS		141	141
INST. LNS		72192	72192
URV ASSGN		1083	1083
%FILL		88.00	
ALNCAP LNS		63000	63000
RENG CCS NAL		2.38	
ANLG DEF LNS			
ISDN CAP TC		512	512
ISDN CAP LNS		200	200
ISDN CAP ML		200	200
ISDN LN MOD		1	1
ISDN INS LNS		512	512
ISDN URV LNS			0
ISDN %FILL		39.00	
ISDN ENG CCS		7.00	

DIGITAL SECTION -----

NAL TRANS	7800		
NAL CAP TC		32400	32400
LNS		10800	10800
ML		10800	10800
LINE UNITS		42	42
INST. LNS		24192	24192
URV ASSGN		96	96
%FILL		45.00	
DLNCAP LNS		10800	10800
DENG CCS NAL		2.38	
CAP SLC SYS		251	251
ENG SLC MD 1		251	251
ENG SLC MD2			0
DEF SLC SYS			0
CAP URBAN SYS			0
DEF URBAN SYS			0
CAP DMS112			0
SLC DLU		42	42
URBAN DLU			0



NAL DIV = 4000



NOTES:

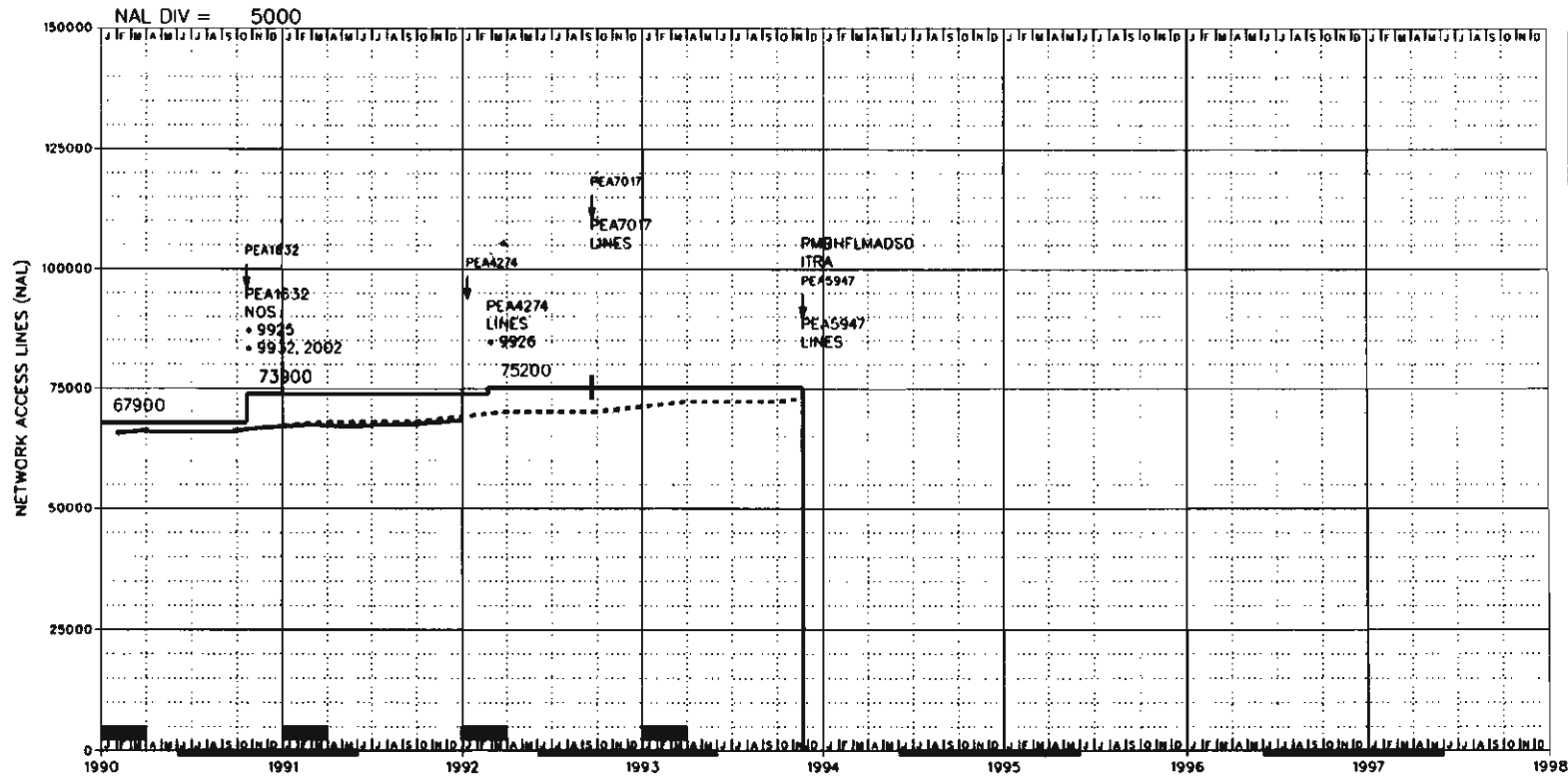
REASON FOR REISSUE:  
2957 1180 BANKS ROAD  
MARGATE

DATE OF ISSUE: 01/14/92  
EXCHANGE: POMPANO BEACH  
DATABASE: LIVE

BUILDING: PMBHFLMA STATE: FL  
LATA: SOET/460  
COMPANY: SBEL AREA: SBFX  
DIVISION: SOUT DISTRICT: NOBR  
EXHAUST: 12/31/99

YEAR	1990		1991		1992		1993		1994		1995		1996		1997	
NAL/GAIN	65405	1715	67120	2066	69186	2110	71296	3099	74395	2470	76865	2695	79560	2885	82445	2755
NAL/LN RATIO																

BUILDING: PMBHFLMA CHART: 14.0



NOTES:  
 2002 RACF  
 9925 VMS  
 9976 CCS ACCESS CAPABILITY  
 9932 100% AMA RECORDING

REASON FOR REISSUE:  
 2957 1180 BANKS ROAD  
 MARGATE

DATE OF ISSUE: 01/14/92  
 EXCHANGE: POMPANO BEACH  
 DATABASE: LIVE  
 EQ TYPE: 1AES  
 NXX:  
 968 969F 970 971 972 973  
 974 975 977 978 979

BUILDING: PMBFLMASTATE: FL  
 LATA: SQET/460  
 COMPANY: SBEL AREA: SBFX  
 DIVISION: SOUT DISTRICT: NOBR  
 EXHAUST: 12/31/99  
 CONTACT: M.DALEY  
 NUMBER SADAVIS  
 EQ ENGINEER IPTATEM

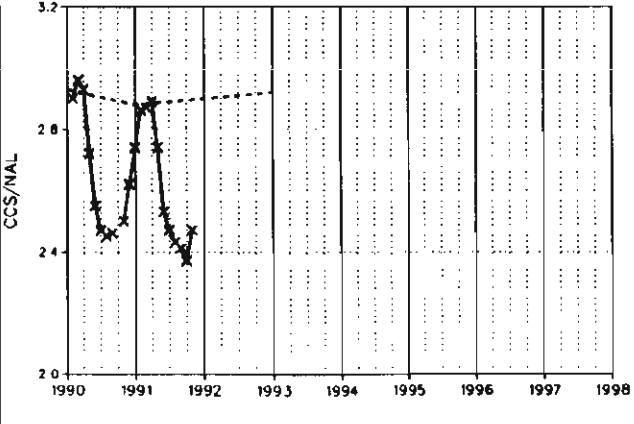
E. A. DATE 08/26/85  
 DIR CLOSE 12/16/91  
 DIR DELIVER 03/30/92  
 NAL FCST 06/15/91  
 CCS FCST 08/15/91  
 ENTITY CUT 12/17/78  
 ENTITY TERM 11/21/93  
 LATEST NAL 68378  
 SWITCH HOST

ENTITY: CHART:  
 PMBFLMA97E 14.1

YEAR	1990	1991	1992	1993	1994	1995	1996	1997	1998
NAL	65405 (A)	67120 (A)	69186 (F)	71296 (F)					
LINES	65405	67120	69186	71296					
CCS/NAL	2.93	2.88	2.90	2.92					
CCS STATUS	A	A							
NAL/LN RATIO	1.00000	1.00000	1.00000	1.00000					

SVC.	1990		1991		1992		JOBNUM	RDYSD	REQSD	SHIP
DTS	0.03	0.11	0.00	0.00	0.00	0.00	PEA1632	10/20/90	10/20/90	01/06/90
	0.00	0.00	0.00	0.00	0.00	0.00	PEA4274	02/23/92	01/12/92	07/06/91
	0.00	0.00	0.00	0.00	0.00	0.00	PEA7017	09/20/92	09/20/92	07/25/92
	0.00	0.00	0.00	0.00	0.00	0.00	PEA5947	11/21/93	11/21/93	03/28/93
IML	0.24	0.24	0.00	0.00	0.00	0.00				
	0.00	0.00	0.00	0.00	0.00	0.00				
	0.00	0.00	0.00	0.00	0.00	0.00				
	0.00	0.00	0.00	0.00	0.00	0.00				
%IFFM										





REPORT: PARTB  
 PAGE: 1 OF 1  
 BUILDING: PMBH MARGATE  
 ENT CUT: 12/17/78

ENTITY: PMBHFLMA97E  
 ENT TERM: 11/21/93

LSOF SYSTEM  
 GRAPHIC PART B VERSION 1.00  
 DATABASE: LIVE

DATE: 01/14/92  
 TIME: 19:01:07  
 CHART NO.: 14.1  
 EQ TYPE: IAES

JOB/ADJ/AT	PER1632	PER4274	PER7017	1993AT1	PER5947
EVENT-NUM	EVT1	EVT1	EVT1		EVT1
EVENT-DATE	10/20/90	02/23/92	09/20/92	11/21/93	11/21/93
ROYSO/TOATE	10/20/90	02/23/92	09/20/92	11/21/93	11/21/93
REQSD	10/20/90	01/12/92	09/20/92	11/21/93	11/21/93
CAP EXH.	##/##/##	##/##/##	##/##/##	##/##/##	##/##/##
SHIP DATE	01/06/90	07/06/91	07/25/92	##/##/##	03/28/93
JOB DESC.	GA	GEN	FEATURES	ITRA	DISP
NAL TRANS				-73000	
TRANS ENT				PMBHFLMA950	
LSE1	TLNCCS	TLNCCS	TLNCCS		
NAL CAP SE	5400 75300	6200 81500	81500		-81500 0
TC	6400 76300	4500 80800	80800		-80800 0
LNS	8200 76100	-900 75200	75200		-75200 0
NOS	73900	5700 79600	79600		-79600 0
ML	6000 73900	1300 75200	75200		-75200 0
CNTRX CAP	2100	200 2300	2300		
INST. NOS	100000	10000 110000	110000		-110000 0
URV ASSGN	13000	3400 16400	16400		-16400 0
%FNOS	85.00	85.00	85.00		
INST. LNS	8192 86016	86016	86016		-86016 0
URV ASSGN	196 2064	2064	2064		-2064 0
%TOTAL FILL	90.60	89.60	89.60		
LNCAP IN LNS	8200 76100	-900 75200	75200		-75200 0
SIZING DATE	09/20/89	03/08/90	11/14/91		04/28/91
NOD DUE	03/04/89	10/20/90	01/25/92		06/06/92
TELCO DUE	07/01/89	02/15/91	04/04/92		09/26/92
TURNOVER	10/20/90	02/23/92	09/20/92		08/22/93
GENERIC SVC		10/20/91			
GENERIC	1AE10	1AE11	1AE11		
CONC RATIO	4:1	4:1	4:1		
ENG LSF					
ENG CCS/NAL	2.97	3.01	3.01		0.00
DESIGN BS					
MRAJ	37.06	25.07	0.00		0.00
PROCESSOR	5800 132200	2100 134300	134300		-134300 0
CAP TRUNK	40 300	300	300		-300 0
DGTL TK UNIT	2	0			0
LLN/LI/SM/NM	2 21	21	21		-21 0
LSR/LTS/##	8 84	84	84		-84 0
LSH/##/L32		0	0		0
TSC/##/TSS/NP	8 64	64	64		-64 0
TLN/##/L64	2048	2048	2048		-2048 0
TOT FRS/SHL	12	0	0		0
REUSE FR/SHL	11	0	0		0
GROSS ADDNS	1100	90	2		0
EXT JOB DESC	GROWTH	1AE11/NUMBER	FEATURES		RETIRE/97E
%LYOIP	6.00	6.00	6.00		0.00

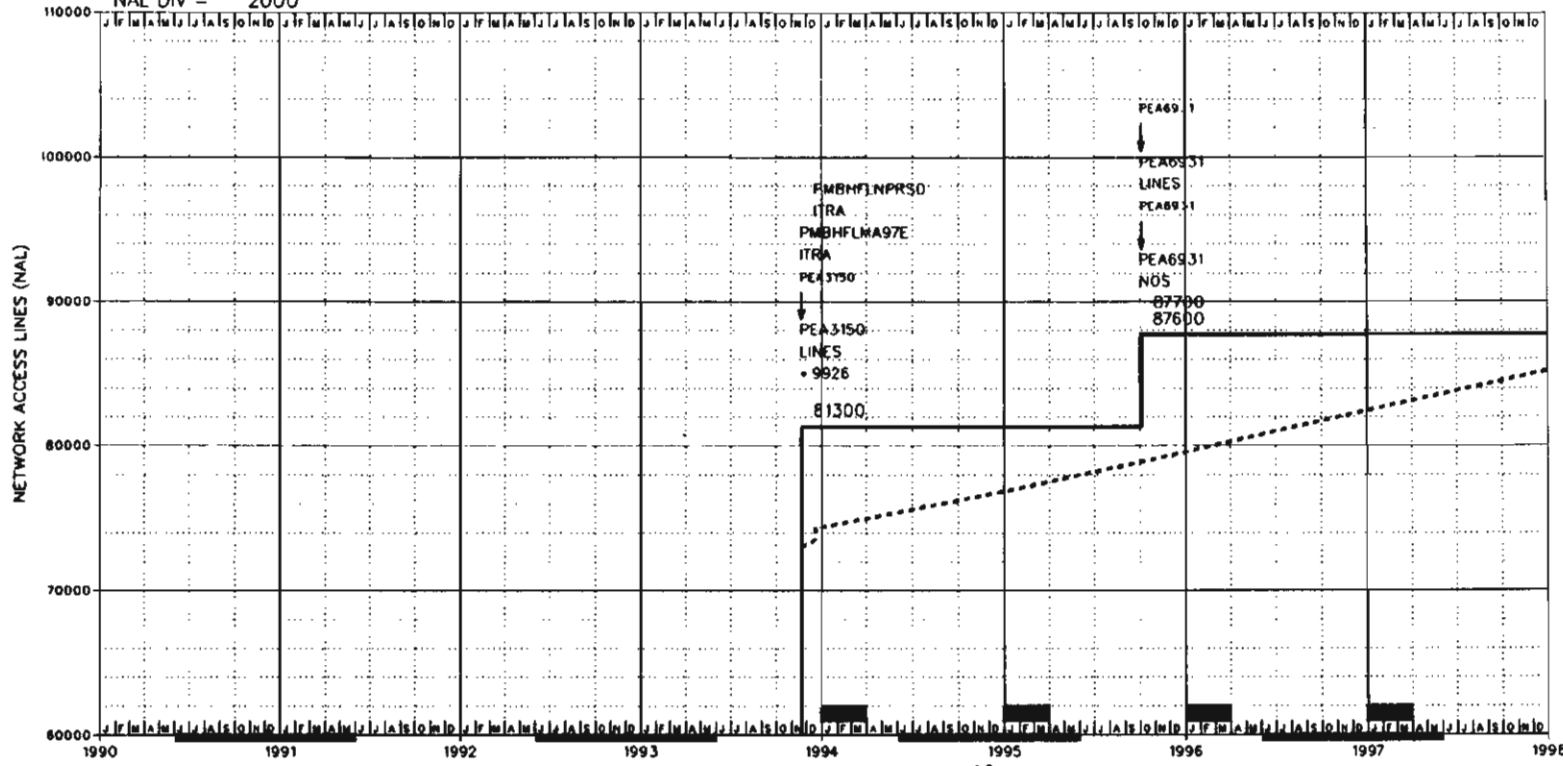
JOB CAT. A

G

M

0

NAL DIV = 2000



NOTES:  
9926 CCS ACCESS CAPABILITY

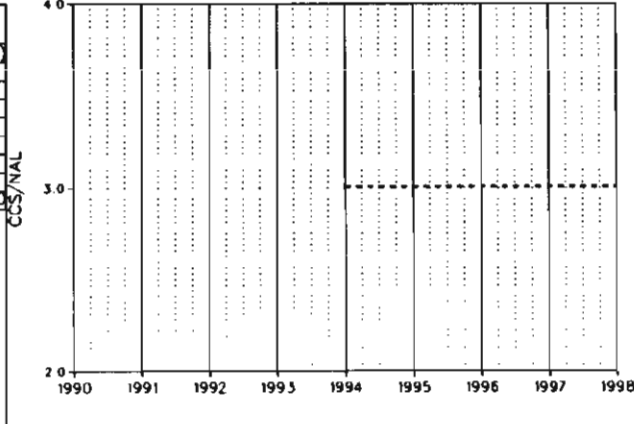
REASON FOR REISSUE:  
2957 1180 BANKS ROAD  
MARGATE

DATE OF ISSUE: 01/14/92  
EXCHANGE: POMPANO BEACH  
DATABASE: LIVE  
EQ TYPE: 5ES  
NXX:  
96BF 969F 970F 971F 972F 973F  
974F 975F 977F 978F 979F

BUILDING: PMBHF LMA STATE: FL  
LATA: SOET/460  
COMPANY: SBEL AREA: SBFX  
DIVISION: SOUT DISTRICT: NOBR  
EXHAUST: 12/31/99  
CONTACT: M.DALEY  
NUMBER  
EQ ENGINEER TPTATEM  
E. A. DATE 10/31/91  
DIR CLOSE 12/16/91  
DIR DELIVER 03/30/92  
NAL FCST 06/15/91  
CCS FCST 08/15/91  
ENTITY CUT 11/21/93  
ENTITY TERM 01/01/50  
LATEST NAL  
SWITCH HOST  
ENTITY: CHART:

PMBHF LMA DSO 14.2

YEAR	1990	1991	1992	1993	1994	1995	1996	1997	1998
NAL					74395 (F)	76865 (F)	79560 (F)	82445 (F)	85200 (F)
LINES					74395	76865	79560	82445	85200
CCS/NAL					3.01	3.01	3.01	3.01	3.01
CCS STATUS									
NAL/LN RATIO					1.00000	1.00000	1.00000	1.00000	1.00000
SVC.					JOBNUM	RDYSD	REQSD	SHIP	
DTS					PEA3150	11/21/93	11/21/93	03/27/93	
IML					PEA69.31	10/03/95	10/04/95	06/18/95	
DIFFM					PEA69.31	10/04/95	10/04/95	06/18/95	



REPORT: PARTB  
 PAGE: 1 OF 1  
 BUILDING: PMBH MARGATE  
 ENT CUT: 11/21/93

ENTITY: PMBHFLMA050  
 ENT TERM: 01/01/50

LSDF SYSTEM  
 GRAPHIC PART B VERSION 1.00  
 DATABASE: LIVE

DATE: 01/14/92  
 TIME: 19:01:07  
 CHART NO.: 14.2  
 EQ TYPE: SES

JOB/ADJ/AT 1993AT1  
 EVENT-NUM  
 EVENT-DATE 11/21/93  
 ROYSO/TDATE 11/21/93  
 REOSD  
 CAP EXH. #/##/##  
 SHIP DATE #/##/##  
 JOB DESC. ITRA  
 NAL TRANS 73000  
 TRANS ENT PMBHFLMA97E

PEA3150  
 EVT1  
 11/21/93  
 11/21/93  
 11/21/93  
 #/##/##  
 #/##/##  
 03/27/93  
 REPL

1993AT2  
 12/19/93  
 12/19/93  
 #/##/##  
 #/##/##  
 #/##/##  
 ITRA  
 900  
 PMBHFLNPRSO

PEA6931  
 EVT1  
 10/03/95  
 10/04/95  
 10/04/95  
 #/##/##  
 #/##/##  
 06/18/95  
 CA

PEA6931  
 EVT2  
 10/04/95  
 10/04/95  
 10/04/95  
 #/##/##  
 #/##/##  
 06/18/95  
 DISP

LSEI  
 NAL CAP SE  
 TC  
 LNS  
 NOS  
 ML  
 CNTRX CAP  
 INST. NOS  
 UAY ASSGN  
 ZFNOS  
 INST. LNS  
 UAY ASSGN  
 ZTOTAL FILL  
 LNCAPI IN LNS  
 SIZING DATE  
 NOD QUE  
 TELCO DUE  
 TURNOVER  
 GENERIC SVC  
 CONC RATIO  
 ENG LSF  
 ENG CCS/NAL  
 DESIGN BS  
 MRAJ  
 PROCESSOR  
 CAP TRUNK  
 DCTL TK UNIT  
 LLN/LT/SH/NM  
 LSR/LTS/##/  
 LSH/##/L32  
 TSC/##/TSS/NP  
 TLN/##/L64  
 TOT FR5/SHL  
 REUSE FR/5HL  
 GROSS AOODS  
 EXT JOB OESC  
 ZCTOIP

NTW  
 110000 110000  
 110000 110000  
 81300 81300  
 87600 87600  
 81300 81300  
 1500 1500  
 120000 120000  
 16900 16900  
 85.00  
 103104 103104  
 995  
 79.62  
 81300 81300  
 05/29/91  
 03/14/92  
 07/04/92  
 08/15/93  
 11/21/93  
 SE8  
 8:1  
 3.01  
 22.41  
 132200 132200  
 304 304  
 38  
 42 42  
 0 0  
 0 0  
 322 322  
 0  
 88  
 0  
 7500  
 DCTL/REPL/NX  
 6.00

NTW  
 17600 127600  
 17600 127600  
 8200 89500  
 87600  
 6300 87600  
 1500 3000  
 120000  
 16900  
 85.00  
 12672 115776  
 995  
 77.97  
 8200 89500  
 06/06/91  
 08/21/94  
 12/18/94  
 12/11/95  
 SE8  
 8:1  
 3.01  
 0.03  
 -8700 123500  
 16 320  
 2  
 8 50  
 0 0  
 0 0  
 28 350  
 0  
 6  
 0  
 450  
 DIG/LNS/TKS  
 6.00

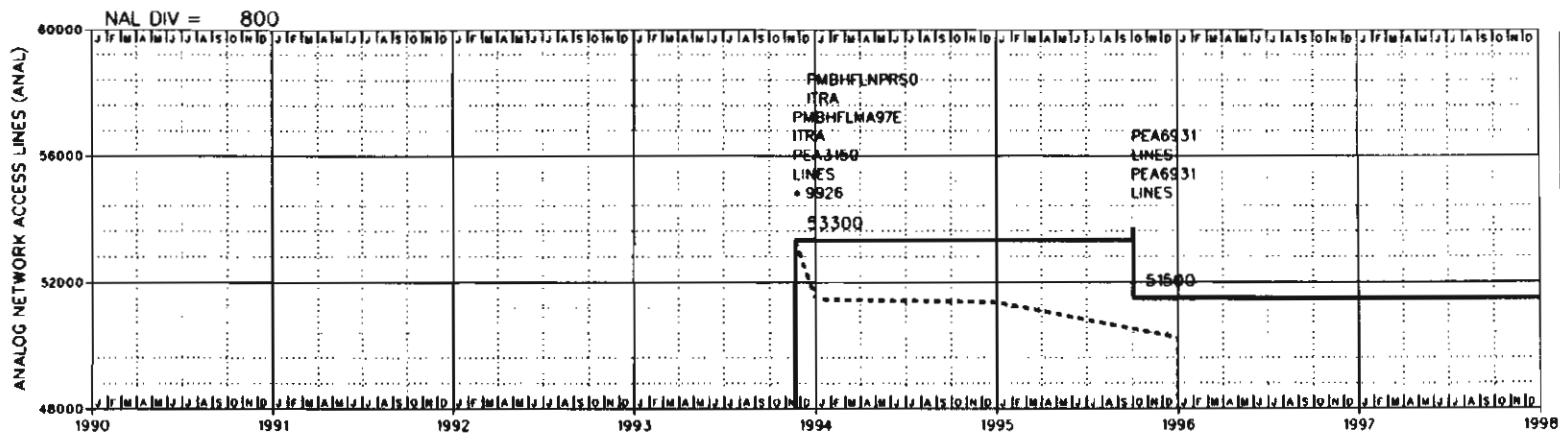
NTW  
 -10500 117100  
 -12800 114800  
 -1800 87700  
 500 88100  
 100 87700  
 3000  
 120000  
 16900  
 85.00  
 -2144 113632  
 -31 964  
 77.83  
 -1800 87700  
 06/06/91  
 08/21/94  
 12/18/94  
 12/11/95  
 SE8  
 8:1  
 3.01  
 0.00  
 0 123500  
 320  
 0  
 -4 46  
 0  
 0  
 -4 346  
 0  
 0  
 0  
 REM ALU'S  
 6.00

JOB CAT.

I

A

0



NOTES:  
9926 CCS ACCESS CAPABILITY

YEAR	1990	1991	1992	1993	1994	1995	1996	1997	1998
NAI					51470 (F)	51372 (F)	50231 (F)	47982 (F)	45330 (F)
ANLG LNS					51470	51372	50231	47982	45330
CCS/NAI					3.01	3.01	3.01	3.01	3.01
ACCS ACTUAL									
NAI/LN RATIO					1.00000	1.00000	1.00000	1.00000	1.00000

REASON FOR REISSUE:  
2957 1180 BANKS ROAD  
MARGATE

DATE OF ISSUE: 01/14/92  
EXCHANGE: POMPANO BEACH  
DATABASE: LIVE  
EQ TYPE: 5ES

ANALOG

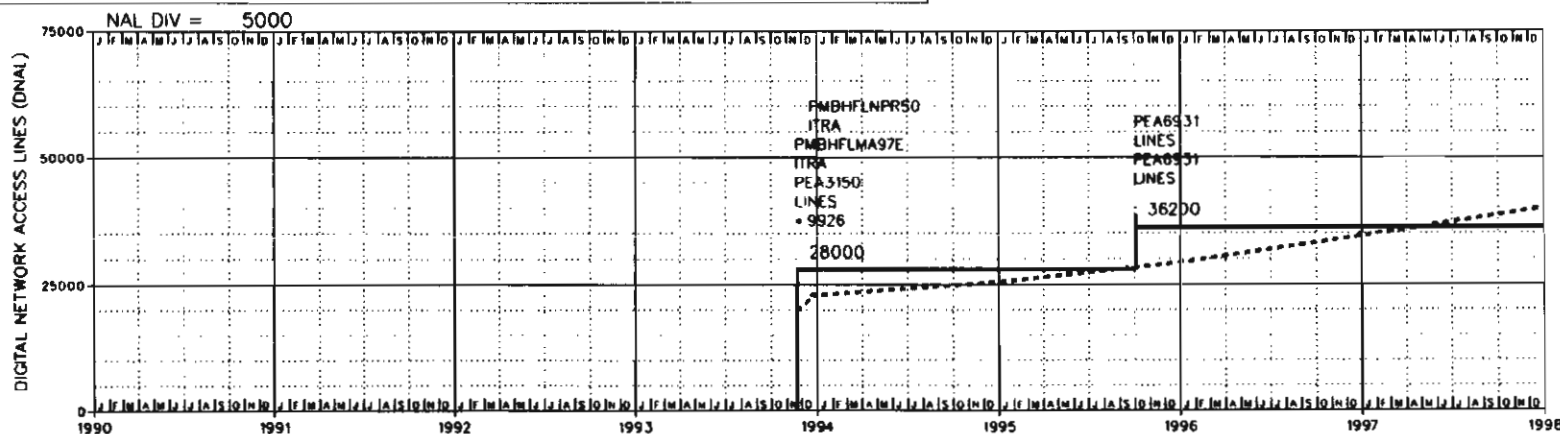
BUILDING: PMBH MARGATE  
SWITCH HOST:

FCST DATE: 06/15/91  
LATEST ANAL: -9998998  
CONTACT: M.DALEY  
CONTACT NO.:  
EQUIP ENGR: TPTATEM

DIGITAL  
DLFCST DATE: 07/01/91

LATEST ONAL: -9998998  
LATEST SLC: -9998998  
LATEST URBN: -9998998  
LATEST D112: -9998998

ENTITY: CHART:  
PMBHFLMDSO 14.2



YEAR	1990	1991	1992	1993	1994	1995	1996	1997	1998
NAI					22925 (F)	25493 (F)	29329 (F)	34463 (F)	39870 (F)
DGIT CCS/NAI					3.01	3.01	3.01	3.01	3.01
DCCS ACTUAL									
SLC SYS					365	398	457	527	601
URBAN SYS					0	0		0	
NAI/LN RATIO					1.00000	1.00000	1.00000	1.00000	1.00000

REPORT: PARTB  
 PAGE: 1 OF 1  
 BUILDING: PMBH MARGATE  
 ENT CUT: 11/21/93

ENTITY: PMBHFLMAQSO  
 ENT TERM: 01/01/50

LSDF SYSTEM  
 DIGITAL PART B VERSION 1.00  
 DATABASE: LIVE

DATE: 01/14/92  
 TIME: 19:01:07  
 CHART NO.: 14.2  
 EO TYPE: SES

JOB/AOJ/AT 1993AT1  
 EVENT-NUM  
 EVENT-DATE 11/21/93  
 ROYSO/TOATE 11/21/93  
 REOSO  
 CAP EXH.  
 SHIP DATE  
 JOB DESC.  
 TRANS ENT PMBHFLMA97E

PER3150  
 EVT1  
 11/21/93  
 11/21/93  
 11/21/93  
 03/27/93  
 REPL

1993AT2  
 12/19/93  
 12/19/93  
 ITRA  
 PMBHFLNPRSO

PER6931  
 EVT1  
 10/03/95  
 10/04/95  
 10/04/95  
 06/18/95  
 GA

PER6931  
 EVT2  
 10/04/95  
 10/04/95  
 10/04/95  
 06/18/95  
 OISP

ANALOG SECTION -----

NAL TRANS 53300

NAL CAP TC 66100 66100  
 LNS 53300 53300  
 ML 53300 53300  
 LINE UNITS 117 117  
 INST. LNS 59904 59904  
 UAY ASSGN 899 899  
 %FILL 90.33  
 ALNCAP LNS 53300 53300  
 AENG CCS NAL 3.01  
 ANLC DEF LNS  
 ISON CAP TC 512 512  
 ISON CAP LNS 200 200  
 ISON CAP ML 200 200  
 ISON LN MOD 1 1  
 ISON INS LNS 512 512  
 ISON UAY LNS 312 312  
 ISON %FILL 100.00  
 ISON ENG CCS 7.00

66100 -2300 63800  
 53300 -1800 51500  
 53300 -1800 51500  
 117 113  
 59904 -2048 57856  
 899 -31 868  
 90.33 90.37  
 53300 -1800 51500  
 3.01 3.01  
 512 512  
 200 200  
 200 200  
 1 1  
 512 512  
 312 312  
 100.00 100.00  
 7.00 7.00

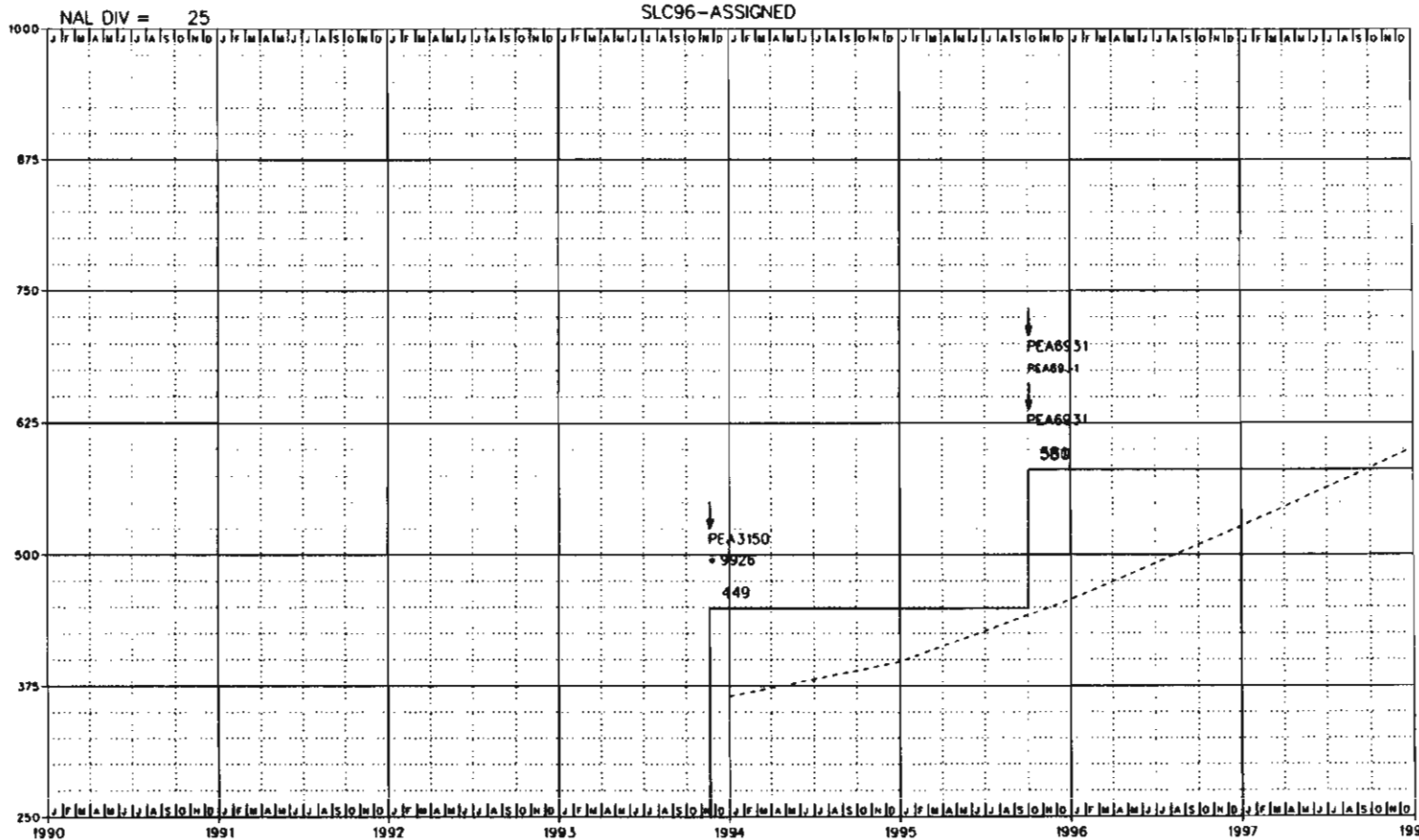
DIGITAL SECTION -----

NAL TRANS 19700

NAL CAP TC 43900 43900  
 LNS 28000 28000  
 ML 28000 28000  
 LINE UNITS 75 75  
 INST. LNS 43200 43200  
 UAY ASSGN 96 96  
 %FILL 64.96  
 DLNCAP LNS 28000 28000  
 OENG CCS NAL 3.01  
 CAP SLC SYS 449 449  
 ENG SLC MO 1 360 360  
 ENG SLC MO2 89 89  
 DEF SLC SYS 0 0  
 CAP URBN SYS 0 0  
 DEF URBN SYS  
 CAP DMS112  
 SLC OLU 75 75  
 URBAN OLU 0 0

900

17600 61500 -10500 51000  
 8200 36200 36200  
 8200 36200 36200  
 97 84  
 12672 55872 -96 55776  
 96 96  
 64.90 65.00  
 8200 36200 36200  
 3.01 3.01  
 131 580 1 581  
 83 443 1 444  
 48 137 137  
 0 0  
 0 0  
 11 86 86  
 0 0 0



NOTES:  
9926 CCS ACCESS CAPABILITY

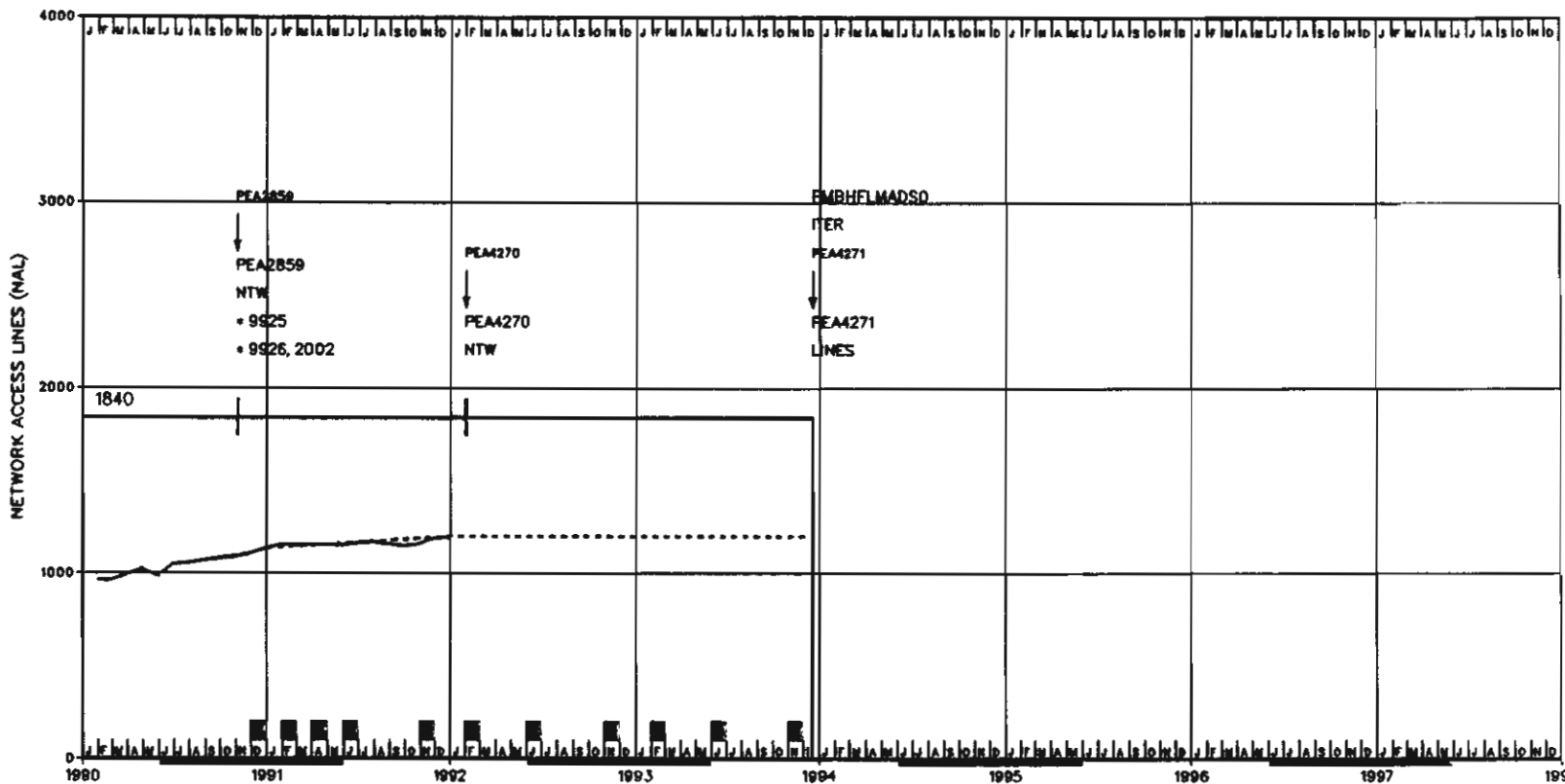
REASON FOR REISSUE:  
2957 1180 BANKS ROAD  
MARGATE

DATE OF ISSUE: 01/14/92  
EXCHANGE: POMPANO BEACH  
DATABASE: LIVE  
EQ TYPE: 5ES  
NXX: 968F 969F 970F 971F 972F  
973F 974F 975F 977F 978F 979F

BUILDING: PMBHLMA STATE: FL  
LATA: SOFT/400  
COMPANY: SBEL AREA: SBFX  
DIVISION: SDUT DISTRICT: NOBR  
EXHAUST: 12/3/99  
CONTACT: M.DALEY  
NUMBER:

YEAR	1990	1991	1992	1993	1994	1995	1996	1997
DEMAND/GAIN					365 (F) 33	398 (F) 59	457 (F) 70	527 (F) 74
SLC MODE 1C					0	0	0	0
SLC MODE 1F					297	319	360	408
SLC MODE 2C					0	0	0	0
SLC MODE 2F					68	79	97	119

ENTITY: PMBHLMADSO CHART: 14.2



NOTES:  
 2002 RACF  
 9925 VMS  
 9926 CCS ACCESS CAPABILITY

REASON FOR REISSUE:  
 295B IS41 N. POWERLINE RD.  
 POMPANO BCH

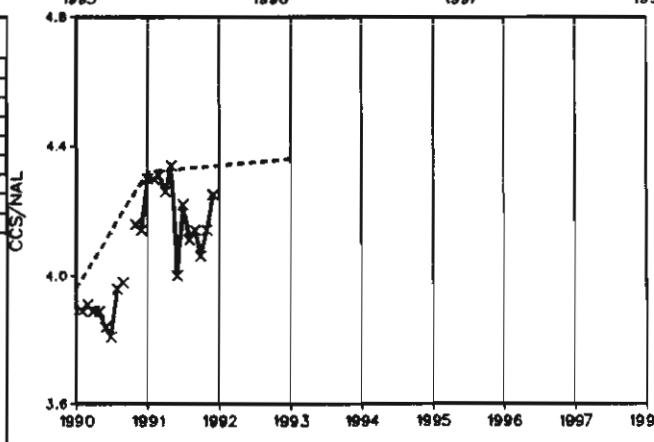
DATE OF ISSUE: 01/20/92  
 EXCHANGE: POMPANO BEACH  
 DATABASE: LIVE  
 EQ TYPE: 5RSM  
 NXX: 960

BUILDING: PMBHFLNPSTATE: FL  
 LATA: SOET/460  
 COMPANY: SBEL AREA: SBFX  
 DIVISION: SOUT DISTRICT: NOBR  
 EXHAUST: 12/31/99  
 CONTACT: D.COX  
 NUMBER: MLHULL  
 EQ ENGINEER: JDW

E. A. DATE: 03/21/87  
 DIR CLOSE: 12/11/92  
 DIR DELIVER: 03/15/93  
 NAL FCST: 06/15/91  
 CCS FCST: 08/15/91  
 ENTITY CUT: 03/21/87  
 ENTITY TERM: 12/19/93  
 LATEST NAL: 1190  
 SWITCH HOST: PMBHFLTADSO  
 ENTITY: CHART:  
 PMBHFLNPRS0 14.3

YEAR	1990	1991	1992	1993	1994	1995	1996	1997	1998
IAL	934 (A)	1135 (A)	1200 (F)	1200 (F)					
INES	934	1135	919	879					
CS/NAL	3.96	4.32	4.34	4.36					
CS STATUS	A	A							
IAL/LN RATIO	1.00000	1.00000	1.30577	1.36519					

SVC.	1990	1991	1992	JOBNUM	RDYSD	REQSD	SHIP
DTS			0.00	PEA2859	11/04/90	11/04/90	06/09/90
ML			0.00	PEA4270	02/02/92	02/02/92	09/21/91
%IFFM			0.00	PEA4271	12/19/93	12/19/93	12/19/93



REPORT: PARTB

PAGE: 1 OF 1

BUILDING: NORTH POWERLINE

ENT CUT: 03/21/87

ENTITY: PMBHFLNPRSO

ENT TERM: 12/19/93

LSDF SYSTEM

GRAPHIC PART B VERSION 1.00

DATABASE: LIVE

DATE: 01/20/92

TIME: 20:17:59

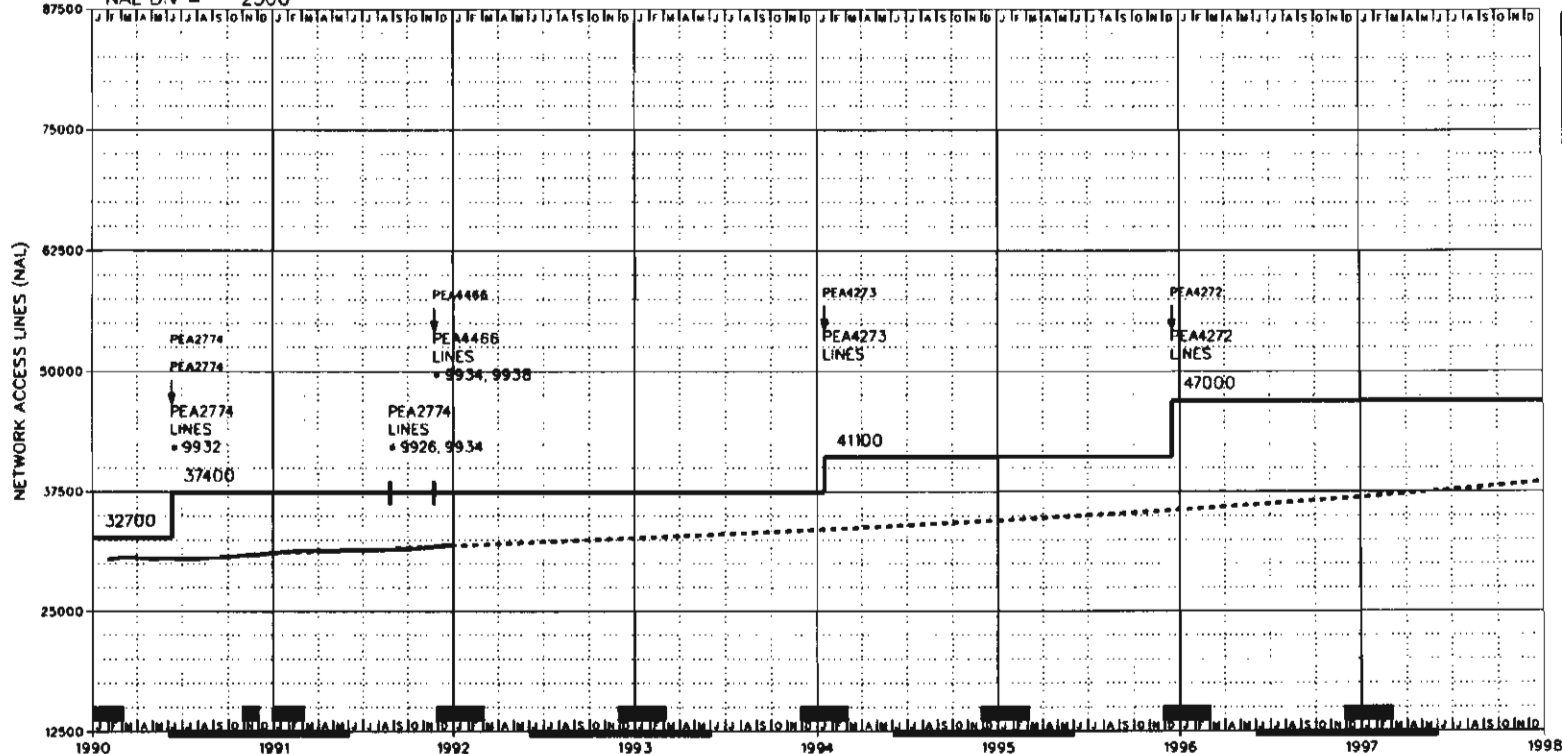
CHART NO.: 14.3

EQ TYPE: 5RSM

JOB/ADJ/AT	PEA2859	PEA4270	199JAT1	PEA4271
EVENT_NUM	EVT1	EVT1		EVT1
EVENT_DATE	11/04/90	02/02/92	12/19/93	12/19/93
RDYSD/TDATE	11/04/90	02/02/92	12/19/93	12/19/93
REOSD	11/04/90	02/02/92	**/**/**	12/19/93
CAP EXH.	**/**/**	**/**/**	**/**/**	**/**/**
SHIP DATE	06/09/90	09/21/91	**/**/**	12/19/93
JOB DESC.	GEN CHG	GEN	ITER	DISP
NAL TRANS			-1200	
TRANS ENT			PMBHFLMADSO	
LSEI	NTW	NTW		NTW
NAL CAP SE	1840	1840		-1840 0
TC	1840	1840		-1840 0
LMS	2410	2410		-2410 0
NOS	8075	8075		-8075 0
ML	1840	1840		-1840 0
CNTRX CAP	350	1650		-2000 0
INST. NOS	350	2000		-10000 0
UAV ASSGN	10000	10000		-500 0
%FNOS	500	500		
INST. LNS	85.00	85.00		-2688 0
UAV ASSGN	2688	2688		-40 0
%TOTAL FILL	40	40		
LNCAP IN LNS	91.00	91.00		-2410 0
SIZING DATE	2410	2410		02/07/91
NDO DUE	07/21/89	11/07/90		03/01/93
TELCO DUE	05/27/89	01/19/91		08/01/93
TURNOVER	09/23/89	03/30/91		12/19/93
GENERIC SVC	11/04/90	02/02/92		
GENERIC	5E6.1	5E7.1		
CONC RATIO	6:1	6:1		6:1
ENG LSF				
ENG CCS/NAL	3.81	4.66		
DESIGN BS				
MRAJ	0.00	0.00		0.00
PROCESSOR				-126600 0
CAP TRUNK	126600	126600		-13 0
DGTL TK UNIT	13	13		
LLN/LT/SM/NM	0	1		-1 0
LSR/LTS/*	1	0		0
LSH/*/*L32	0	0		0
TSC/*/*TSS/NP	0	0		0
TLN/*/*L64	0	0		0
TOT FRS/SHL	0	0		0
REUSE FR/SHL	0	0		0
GROSS ADDMS	25	0		0
EXT JOB DESC	GEN CHG/5E6(	GEN/5E7(1)		
%CTDIP	6.00	6.00		0.00
JOB CAT.	C	C		0



NAL DIV = 2500



NOTES:  
 9926 CCS ACCESS CAPABILITY  
 9932 100% AMA RECORDING  
 9934 ADVANCED INTELLIGENT  
 NTWK (AIN) - REL\_0  
 9938 ISDN PRIMARY RATE  
 INTERFACE (PRI)

REASON FOR REISSUE:  
 2959 7600 UNIVERSITY DR  
 TAMARAC

DATE OF ISSUE: 01/14/92  
 EXCHANGE: POMPANO BEACH  
 DATABASE: LIVE  
 EQ TYPE: 5ES  
 NXX:  
 720 721 722 723 724 726

BUILDING: PMBHFLTA STATE: FL  
 LATA: SOET/460  
 COMPANY: SBEL AREA: SBFX  
 DIVISION: SOUT DISTRICT: NOBR  
 EXHAUST: 12/31/99  
 CONTACT: D.COX  
 NUMBER MLHULL  
 EQ ENGINEER JDW

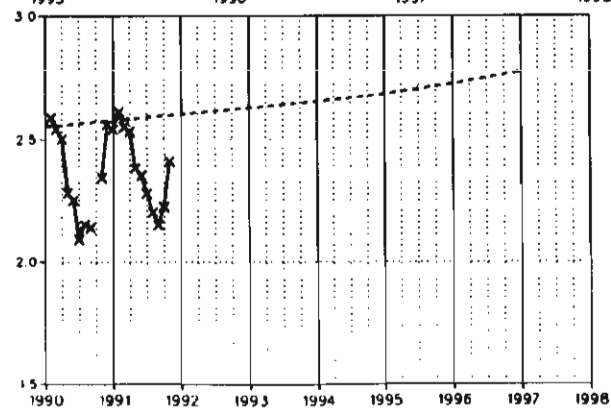
E. A. DATE 11/24/86  
 DIR CLOSE 12/11/92  
 DIR DELIVER 03/15/93  
 NAL FCST 06/15/91  
 CCS FCST 08/15/91  
 ENTITY CUT 11/01/86  
 ENTITY TERM 01/01/50  
 LATEST NAL 31937

SWITCH HOST  
 ENTITY: CHART:  
 PMBHFLTADSO 15.0

YEAR	1990	1991	1992	1993	1994	1995	1996	1997	1998
NAL	30351 (A)	31115 (A)	31856 (F)	32676 (F)	33521 (F)	34491 (F)	35586 (F)	36881 (F)	38476 (F)
LINES	30351	31115	31856	32678	33521	34491	35586	36881	38476
CCS/NAL	2.55	2.58	2.60	2.63	2.65	2.68	2.73	2.78	0.00
CCS STATUS	A	A							
NAL/LN RATIO	1.00000	1.00000	1.00000	1.00000	1.00000	1.00000	1.00000	1.00000	1.00000
SVC									
DTS									
IML									
%IFFM									

JOBNUM	RDYSD	REQSD	SHIP
PEA2774	06/10/90	06/10/90	03/31/90
PEA2774	08/23/91	06/10/90	03/31/90
PEA4466	11/24/91	11/24/91	09/21/91
PEA4273	01/16/94	01/16/94	09/18/93
PEA4272	12/17/95	12/17/95	08/19/95



REPORT: PART8  
 PAGE: 1 OF 1  
 BUILDING: PMBH TAMARAC  
 ENT CUT: 11/01/86

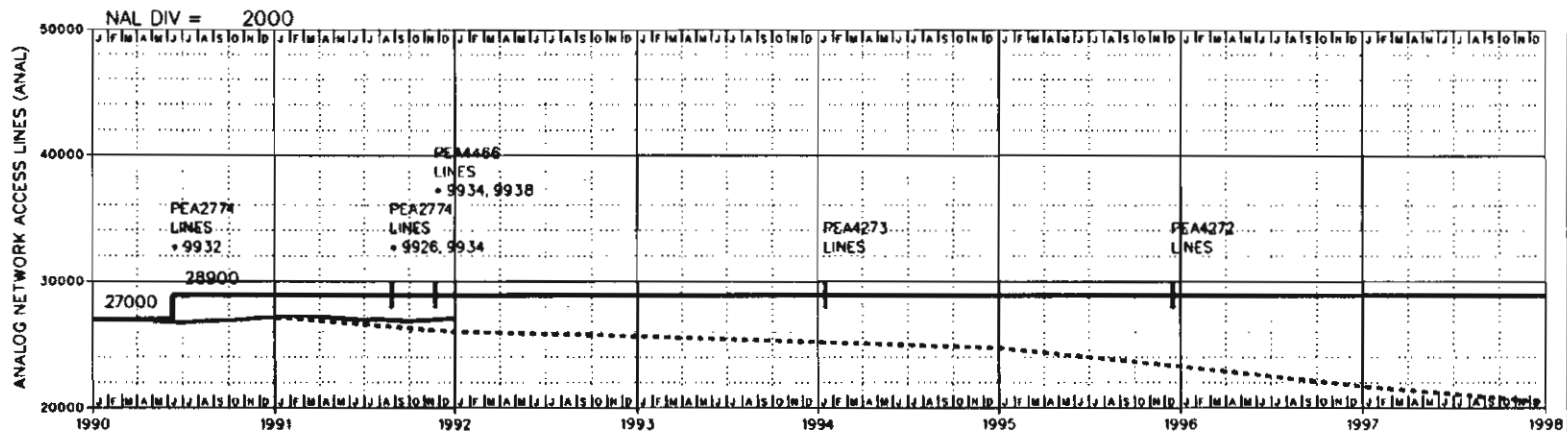
ENTITY: PMBHFLTDSD  
 ENT TERM: 01/01/50

LSOF SYSTEM  
 GRAPHIC PART B VERSION 1.00  
 DATABASE: LIVE

DATE: 01/14/92  
 TIME: 19:01:07  
 CHART NO.: 15.0  
 EQ TYPE: SES

JOB/ROJ/AT	PEA2774	PEA2774	PEA4466	PEA4273	PEA4272
EVENT-NUM	EVT1	EVT2	EVT1	EVT1	EVT1
EVENT-DATE	06/10/90	08/25/91	11/24/91	01/16/94	12/17/95
RDYSD/TOATE	08/25/91	08/25/91	11/24/91	01/16/94	12/17/95
REQSD	06/10/90	06/10/90	11/24/91	01/16/94	12/17/95
CAP EXH.	##/##/##	##/##/##	##/##/##	##/##/##	##/##/##
SHIP DATE	03/31/90	03/31/90	09/21/91	09/18/93	08/19/95
JOB QESC.	ROY COMP	GEN CHG	TKS	GA	GA
NAL TRANS					
TRANS ENT					
LSEI	NTW	NTW	NTW	NTW	NTW
NAL CAP SE	5300 59500	59500	-2500 57000	100 57100	24500 81600
TC	5300 59500	59500	-2500 57000	4100 61100	9000 70100
LNS	4700 37400	37400	37400	3700 41100	5900 47000
NOS	41300	41300	41300	8500 49800	49800
ML	4700 37400	37400	37400	3700 41100	5900 47000
CNTRX CAP	-140 360	360	140 500	10 510	100 610
INST. NOS	50000	50000	50000	10000 60000	60000
UHV ASSGN	1440	1440	1440	1440	1440
%FNOS	85.00	85.00	85.00	85.00	85.00
INST. LNS	3776 46016	46016	46016	5760 51776	9216 60992
UHV ASSGN	31 588	588	588	588	588
%TOTAL FILL	82.29	82.29	82.29	80.26	77.86
LNCAP IN LNS	4700 37400	37400	37400	3700 41100	5900 47000
SIZING DATE	07/20/89	07/20/89	12/22/90	01/25/91	01/26/91
NOO DUE	05/27/89	05/27/89	03/30/91	12/05/92	11/05/94
TELCO QUE	09/23/89	09/23/89	02/02/92	04/03/93	03/04/95
TURNOVER	08/25/91	05/12/91	02/02/92	01/16/94	12/17/95
GENERIC SVC		11/04/90	02/02/92		
GENERIC	SE5.1	SE6.1	SE7.1	SE9	SE9.1
CONC RATIO	8:1	8:1	8:1	8:1	8:1
ENG LSF					
ENG CCS/NAL	2.57	2.57	2.65	2.71	2.77
DESIGN BS	93				
MRAJ	43.24	0.00	0.00	23.00	0.00
PROCESSOR	126600	126600	126600	126600	126600
CAP TRUNK	8 168	168	8 176	16 192	16 208
OGL TK UNIT	1	0	1	2	2
LLN/LT/SM/NM	2 22	22	2 22	2 24	3 27
LSR/LTS/##/##	4 64	64	4 64	4 64	4 64
LSH/##/L32	0	0	0	0	0
TSC/##/ISS/NP	6 174	-2 172	3 175	25 200	16 216
ILN/##/L64	0	0	0	0	0
TOT FRG/SHL	7	0	0	5	9
REUSE FR/SHL	0	0	0	0	0
GROSS ADDNS	737	0	186	300	1100
EXT JOB QESC	GROWTH/ADD	GEN CHG/SE61	GEN CHG/SE71	GROWTH/ADD	GROWTH/ADD
%CTDIP	7.50	7.50	7.50	7.50	7.50

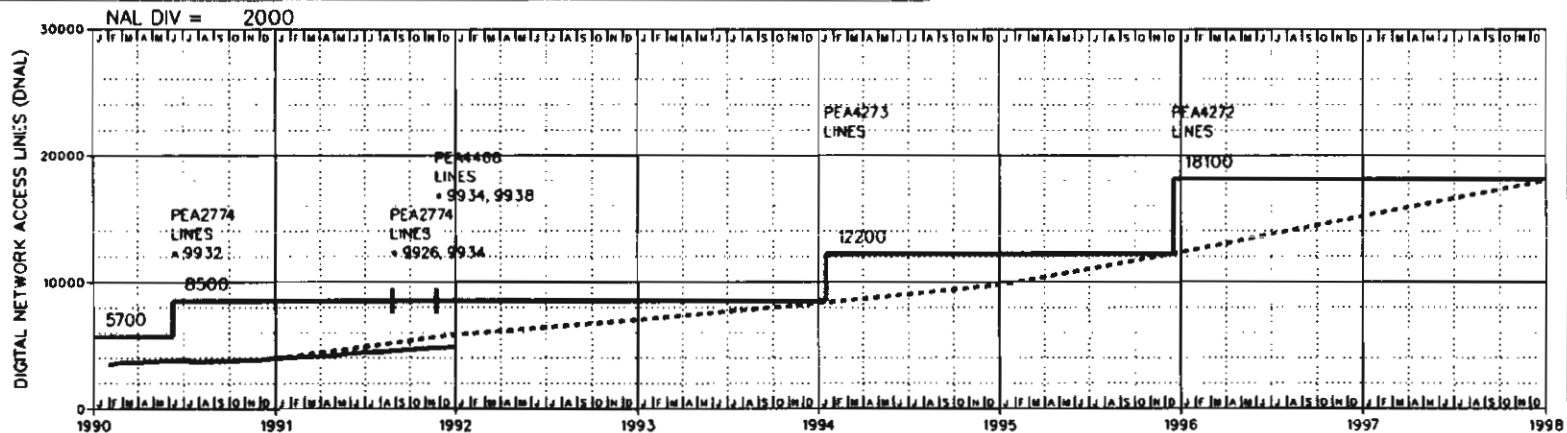
JOB CAT. F G T A A



NOTES:  
 9926 CCS ACCESS CAPABILITY  
 9932 100% AMA RECORDING  
 9934 ADVANCED INTELLIGENT  
 NTWK (AIN) - REL. 0  
 9938 ISDN PRIMARY RATE  
 INTERFACE (PRI)

YEAR	1990	1991	1992	1993	1994	1995	1996	1997	1998
NAL	26776 (A)	27136 (A)	26009 (F)	25656 (F)	25206 (F)	24736 (F)	23273 (F)	21700 (F)	20476 (F)
ANLG LNS	26776	31115	26009	25656	25206	24736	23273	21700	38476
CCS/NAL	2.55	2.56	2.57	2.58	2.59	2.60	2.61	2.62	0.00
ACCS ACTUAL	A	A							
NAL/LN RATIO	1.00000	0.87212	1.00000	1.00000	1.00000	1.00000	1.00000	1.00000	0.53218

REASON FOR REISSUE:  
 2959 7600 UNIVERSITY DR  
 TAMARAC



DATE OF ISSUE: 01/14/92  
 EXCHANGE: POMPANO BEACH  
 DATABASE: LIVE  
 EO TYPE: SES  
 ANALOG

BUILDING SWITCH HOST PMBH TAMARAC

FCST DATE 06/15/91  
 LATEST ANAL 27082  
 CONTACT D COX  
 CONTACT NO. MLHULL  
 EQUIP ENGR JDW

DIGITAL  
 DLFCST DATE 07/01/91

LATEST DNAL 4855  
 LATEST SLC 75  
 LATEST URBN 0  
 LATEST D112 0

YEAR	1990	1991	1992	1993	1994	1995	1996	1997	1998
NAL	3575 (A)	3979 (A)	5847 (F)	7020 (F)	8315 (F)	9755 (F)	12313 (F)	15181 (F)	18000 (F)
DNAL CCS/NAL	2.57	2.70	2.75	2.80	2.85	2.90	2.95	3.00	0.00
CCS ACTUAL	A	A							
SLC SYS	54	63	90	113	134	157	199	245	290
URBAN SYS	0								
NAL/LN RATIO	1.00000		1.00000	1.00000	1.00000	1.00000	1.00000	1.00000	

ENTITY: PMBHFLTADSO  
 CHART: 15.0

REPORT: PART8  
 PAGE: 1 OF 1  
 BUILDING: PM8H TAMARAC  
 ENT CUT: 11/01/86

ENTITY: PM8HFLTAOSO  
 ENT TERM: 01/01/50

LSOF SYSTEM  
 DIGITAL PART 8 VERSION 1.00  
 DATABASE: LIVE

DATE: 01/14/92  
 TIME: 19:01:07  
 CHART NO.: 15.0  
 EQ TYPE: SES

JOB/ROJ/AT	PEA2774	PEA2774	PEA4466	PEA4273	PEA4272
EVENT-NUM	EVT1	EVT2	EVT1	EVT1	EVT1
EVENT-DATE	06/10/90	08/25/91	11/24/91	01/16/94	12/17/95
ROYSO/TOATE	08/25/91	08/25/91	11/24/91	01/16/94	12/17/95
REQSO	06/10/90	06/10/90	11/24/91	01/16/94	12/17/95
CAP EXH.	##/##/##	##/##/##	##/##/##	##/##/##	##/##/##
SHIP DATE	03/31/90	03/31/90	09/21/91	09/18/93	08/19/95
JOB QESC.	ADV COMP	GEN CHG	TKS	GA	GA
TRANS ENT					

ANALOG SECTION -----

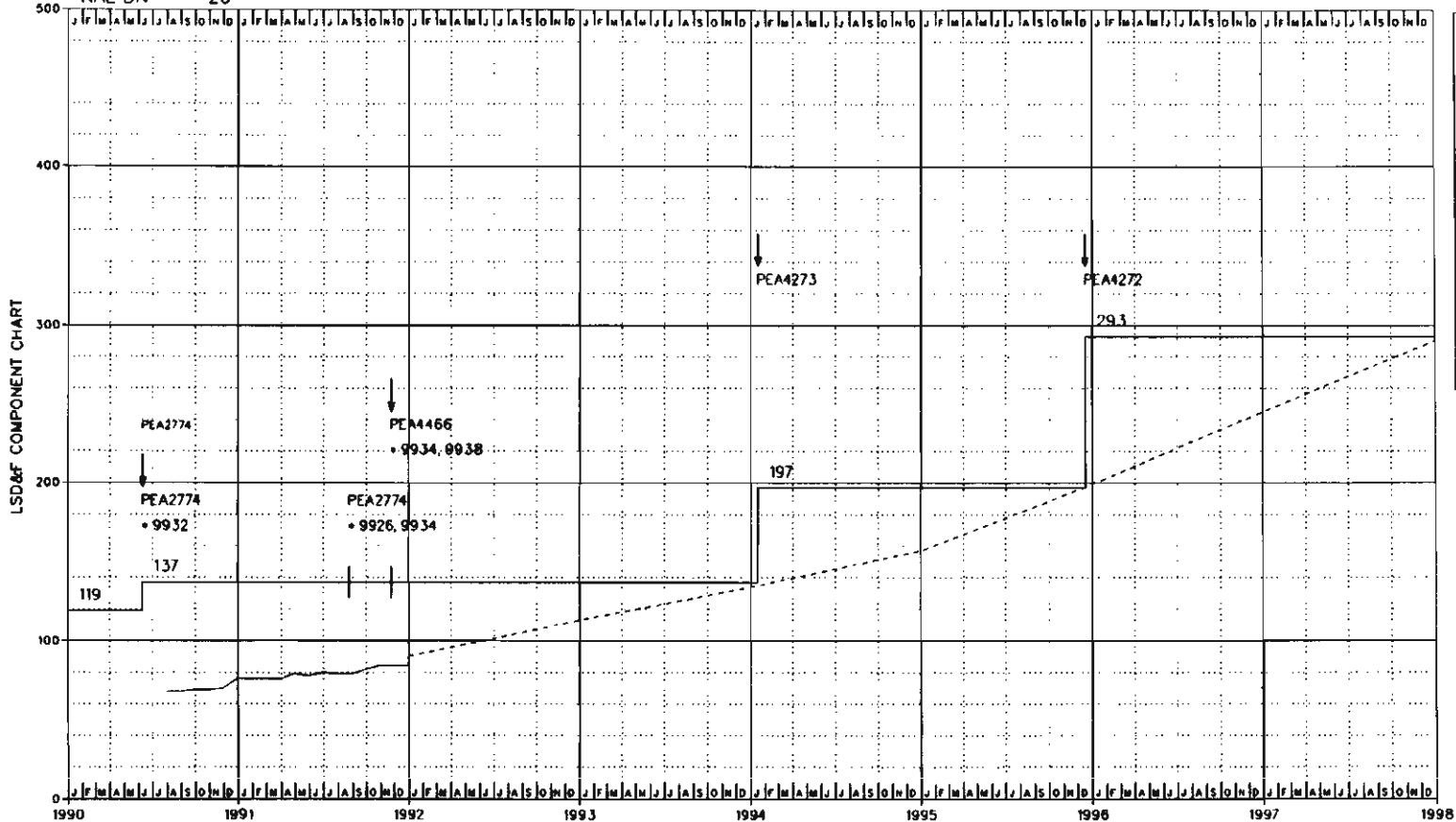
NAL TRANS								
NAL CAP TC	45100	45100	45100	-3900	41200	3900	45100	45100
LNS	28900	28900	28900		28900		28900	28900
ML	28900	28900	28900		28900		28900	28900
LINE UNITS		64	64		64		64	64
INST. LNS	32768	32768	32768		32768		32768	32768
URV ASSGN	492	492	492		492		492	492
%FILL	89.50		89.50		89.50		89.50	89.50
ALNCAP LNS	28900	28900	28900		28900		28900	28900
AENG CCS NAL	2.57		2.57		2.64		2.70	2.76
ANLC DEF LNS		0			0		0	0
ISDN CAP TC	224	224	224		224		576	800
ISDN CAP LNS		0		100	100		380	480
ISDN CAP ML		0		100	100		380	480
ISDN LN MOD	1	1	1		1		1	1
ISDN INS LNS	224	224	224		224		288	512
ISDN URV LNS	224	224	224		124		-92	32
ISDN %FILL	100.00		100.00		100.00		100.00	100.00
ISDN ENG CCS	7.00		7.00		7.00		7.00	20.00

DIGITAL SECTION -----

NAL TRANS								
NAL CAP TC	14400	14400	14400	1400	15800	200	16000	9000
LNS	8500	8500	8500		8500	3700	12200	5900
ML	8500	8500	8500		8500	3700	12200	5900
LINE UNITS		23	23		23		33	49
INST. LNS	13248	13248	13248		13248		19008	9216
URV ASSGN	96	96	96		96		96	96
%FILL	64.60		64.60		64.60		64.50	64.50
DLNCAP LNS	8500	8500	8500		8500		3700	12200
DENG CCS NAL	2.56		2.56		2.66		2.72	2.78
CAP SLC SYS	18	137	137		137		60	197
ENG SLC MD 1								
ENG SLC MD2								
DEF SLC SYS					0		0	0
CAP URBAN SYS								
DEF URBAN SYS								
CAP DMS112								
SLC DLU								
URBAN DLU								

NAL DIV = 20

SLC96-ASSIGNED



NOTES:  
 9926 CCS ACCESS CAPABILITY  
 9932 100% AMA RECORDING  
 9934 ADVANCED INTELLIGENT  
 NTWK (AIN) - REL 0  
 9938 ISDN PRIMARY RATE  
 INTERFACE (PRI)

REASON FOR REISSUE:  
 2959 7600 UNIVERSITY DR  
 TAMARAC

DATE OF ISSUE: 01/14/92  
 EXCHANGE: POMPAN0 BEACH  
 DATABASE: LIVE  
 EQ TYPE: SES  
 NXX: 720 721 722 723 724  
 726

BUILDING: PMBHFL1A STATE: FL  
 LATA: SOCT/460  
 COMPANY: SBEL AREA: SBFX  
 DIVISION: SOUT DISTRICT: NOBR  
 EXHAUST: 12/31/99  
 CONTACT: D.COX  
 NUMBER: MLHULL

YEAR	1990	1991	1992	1993	1994	1995	1996	1997
DEMAND/GAIN	54 (A) 22	76 (A) 14	90 (F) 23	113 (F) 21	134 (F) 23	157 (F) 42	199 (F) 46	245 (F) 45
SLC MODE 1C								
SLC MODE 1F								
SLC MODE 2C								
SLC MODE 2F								

ENTITY: PMBHFLTADSO CHART: 15.0



NOTES:  
 2002 RACF  
 9925 VMS  
 9932 100% AMA RECORDING

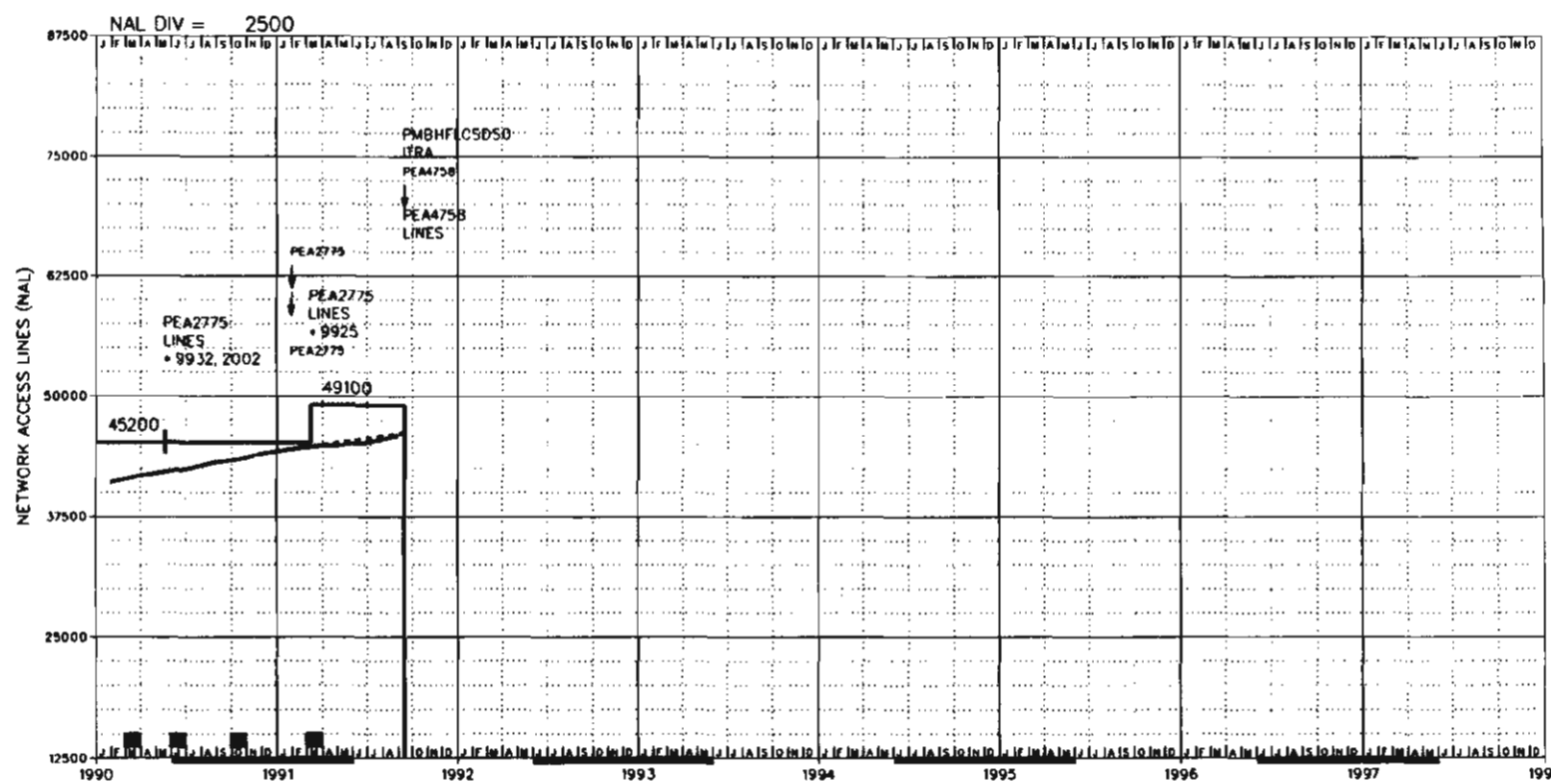
REASON FOR REISSUE:  
 2961 9420 ROYAL PALM BLVD  
 CORAL SPGS

DATE OF ISSUE: 01/14/92  
 EXCHANGE: CORAL SPRINGS  
 DATABASE: LIVE  
 EQ TYPE: 1AES  
 NXX:

BUILDING: PMBHFLCSTATE: FL  
 LATA: SOET/460  
 COMPANY: SBEL AREA: SBFX  
 DIVISION: SOUT DISTRICT: NOBR  
 EXHAUST: 12/31/99  
 CONTACT: RCMCINTYRE  
 NUMBER: MELEHMAN  
 EQ ENGINEER: JDWALKER

E. A. DATE: 02/25/85  
 DIR CLOSE: 12/16/91  
 DIR DELIVER: 03/30/92  
 NAL FCST: 01/31/91  
 CCS FCST: 08/15/91  
 ENTITY CUT: 07/24/83  
 ENTITY TERM: 09/14/91  
 LATEST NAL: 45911  
 SWITCH HOST  
 ENTITY:

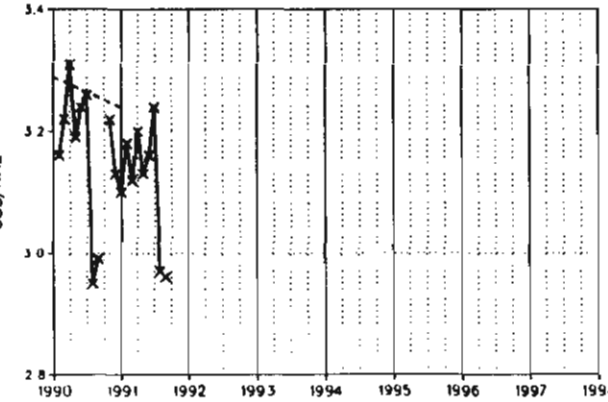
PMBHFLCSCGO 16.1



YEAR	1990	1991	1992	1993	1994	1995	1996	1997	1998
NAL	40728 (A)	44236 (A)							
LINES	40728	44236							
CCS/NAL	3.29	3.24							
CCS STATUS	A	A							
NAL/N RATIO	1.00000	1.00000							

SVC.	1990	1991	1992	JOBNUM	RDYSO	REQSD	SHIP
DTS	0000000000	0000000000	0000000000	PEA2775	05/20/90	01/30/91	02/03/90
	0000000000	0000000000	0000000000	PEA2775	03/08/91	01/30/91	06/23/90
	0000000000	0000000000	0000000000	PEA4758	09/14/91	09/14/91	11/17/90
IML	0000000000	0000000000	0000000000				
%IFFM							



REPORT: PART8

PAGE: 1 OF 1

BUILDING: PMBH CORAL SPRING ENTITY: PMBHFLCSCGO

ENT CUT: 07/24/83

ENT TERM: 09/14/91

LSOF SYSTEM  
GRAPHIC PART 8 VERSION 1.00  
DATABASE: LIVE

DATE: 01/14/92

TIME: 19:01:07

CHART NO.: 16.1

EQ TYPE: 1AES

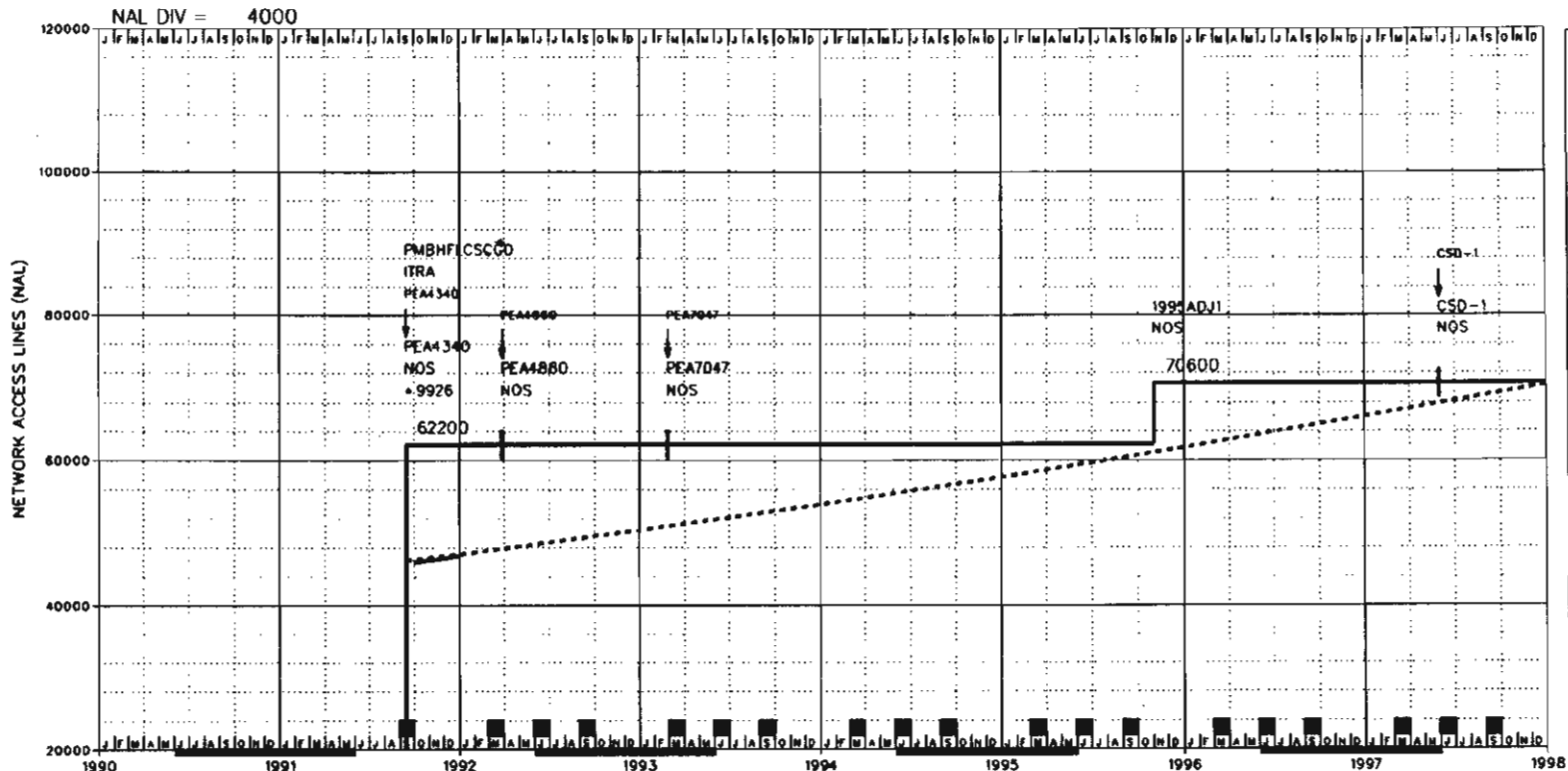
JOB/ROJ/AT	PEA2775	PEA2775	1991AT1	PEA4758
EVENT-NUM	EVT1	EVT2		EVT1
EVENT-DATE	05/20/90	03/08/91	09/14/91	09/14/91
ROYSD/DATE	03/08/91	03/08/91	09/14/91	09/14/91
REQSO	01/30/91	01/30/91	##/##/##	09/14/91
CAP EXH.	##/##/##	##/##/##	##/##/##	##/##/##
SHIP DATE	02/03/90	06/23/90	##/##/##	11/17/90
JOB DESC.	TKS	GA	1TRA	0ISP
NAL TRANS			-46200	
TRANS ENT			PMBHFLCS050	
LSEI	TLNCCS	TLNCCS		
NAL CAP SE	2000 47700	2300 50000		-50000 0
TC	10300 56000			-56000 0
LNS	45200	3900 49100		-49100 0
NOS	45200	8500 53700		-53700 0
HL	45200	3900 49100		-49100 0
CNTRX CAP	0	0		0
INST. NOS	60000	10000 70000		-70000 0
UAV ASSGN	6830	6830		-6830 0
ZFN05	85.00	85.00		
INST. LNS	53248	4096 57344		-57344 0
UAV ASSGN	1225	94 1319		-1319 0
ZTOTAL FILL	86.90	87.60		
LNCAP IN LNS	45200	3900 49100		-49100 0
SIZING DATE	03/09/90	03/09/90		09/29/89
NDO DUE	04/01/89	04/01/89		05/19/90
TELCO DUE	07/29/89	07/29/89		07/20/90
TURNOVER	03/08/91	03/08/91		06/09/91
GENERIC SVC				
GENERIC	1AE10	1AE10		
CONC RATIO	4:1	4:1		
ENG LSF				
ENG CCS/NAL	3.42	3.42		0.00
DESIGN BS				
MRAJ	11.96	6.24		0.00
PROCESSOR	-300 130100			-130100 0
CAP TRUNK	20 180			-180 0
OGTL TR UNIT	1	0		
LLN/LI/SM/NM	13	14		-14 0
LSR/LIS/##	52	4 56		-56 0
LSH/##/L32	0	0		0
TSC/##/TSS/NP 4	32	32		-32 0
TLN/##/L64	2048	2048		-2048 0
TOT FR/SHL 0		5		0
REUSE FR/SHL 0		4		0
GROSS ADDNS 0		488		0
EXT JOB OESC DCT		GROWTH/ADD		RET/1AES
ZCTDIP	7.80	7.80		

JOB CAT. T

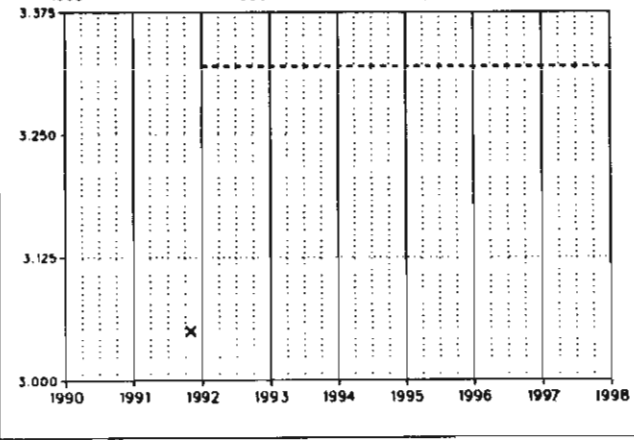
A

0





YEAR	1990	1991	1992	1993	1994	1995	1996	1997	1998
NAL			47067 (F)	50437 (F)	53957 (F)	57652 (F)	61747 (F)	66047 (F)	70347 (F)
LINES			47067	50437	53957	57652	61747	66047	70347
CCS/NAL			3.32	3.32	3.32	3.32	3.32	3.32	3.32
CCS STATUS									
NAL/LN RATIO			1.00000	1.00000	1.00000	1.00000	1.00000	1.00000	1.00000
SVC.	1990	1991	1992	JOBNUM	RDYSO	REQSQ	SHIP		
DTS				PEA4340	09/14/91	09/14/91	11/17/90		
				PEA4880	03/28/92	03/28/92	02/16/92		
				PEA7047	02/27/93	02/27/93	10/31/92		
IML				CSD-1	05/31/97	05/31/97	01/03/97		
%IFFM									



NOTES:  
9926 CCS ACCESS CAPABILITY

REASON FOR REISSUE:  
2961 9420 ROYAL PALM BLVD  
CORAL SPGS

DATE OF ISSUE: 01/14/92  
EXCHANGE: CORAL SPRINGS  
DATABASE: LIVE  
EO TYPE: SES  
NXX:  
341 344 345 346 752 753  
755

BUILDING: PMBHFLCS STATE: FL  
LATA: SOET/460  
COMPANY: SBEL AREA: SBFX  
DIVISION: SOUT DISTRICT: NOBR  
EXHAUST: 12/31/99  
CONTACT: RCMCINTYRE  
NUMBER NSCRUNOIG  
EO ENGINEER JDWALKER

E. A. DATE 10/04/91  
DIR CLOSE 12/16/91  
DIR DELIVER 03/30/92  
NAL FCST 06/15/91  
CCS FCST 08/15/91  
ENTITY CUT 09/14/91  
ENTITY TERM 01/01/50  
LATEST NAL 46879  
SWITCH HOST  
ENTITY: CHART:  
PMBHFLCSDSO 16.2

REPORT: PART8

PAGE: 1 OF 1

BUILDING: PM8H CORAL SPRING ENTITY: PM8HFLCSOSO

ENT CUT: 09/14/91

ENT TERM: 01/01/50

LSDF SYSTEM  
GRAPHIC PART 8 VERSION 1.00  
DATABASE: LIVE

DATE: 01/14/92

TIME: 19:01:07

CHART NO.: 16.2

EQ TYPE: SES

JOB/ADJ/AT	1991AT1	PEA4340	PEA4860	PEA7047	1995A0JI	CSO-1
EVENT-NUM		EVT1	EVT1	EVT1	EVT1	EVT1
EVENT-DATE	09/14/91	09/14/91	03/28/92	02/27/93	11/01/95	05/31/97
ROYSD/TOATE	09/14/91	09/14/91	03/28/92	02/27/93	11/01/95	05/31/97
REQSD	**/**/**	09/14/91	03/28/92	02/27/93	**/**/**	05/31/97
CAP EXH.	**/**/**	**/**/**	**/**/**	**/**/**	**/**/**	**/**/**
SHIP DATE	**/**/**	11/17/90	02/16/92	10/31/92	**/**/**	01/03/97
JOB DESC.	ITRA	REPL	MISC	GEN	NXX346	GA
NAL TRANS	46200					
TRANS ENT	PM8HFLCSCGO					
LSEI		NTW	NTW	NTW	NTW	NTW
NAL CAP SE		88900 88900	88900 88900	88900 88900	88900 88900	16800 105700
TC		88900 88900	88900 88900	88900 88900	88900 88900	16800 105700
LNS		71300 71300	71300 71300	71300 71300	71300 71300	11000 82300
NOS		62200 62200	62200 62200	62200 62200	8400 70600	70600 70600
HL		62200 62200	62200 62200	62200 62200	8400 70600	70600 70600
CNTRX CAP		1000 1000	1000 1000	1000 1000	1000 1000	1000 1000
INST. ASSG		80000 80000	80000 80000	80000 80000	10000 90000	90000 90000
UAV ASSGN		6830 6830	6830 6830	6830 6830	170 7000	7000 7000
%FNOS		85.00	85.00	85.00	85.00	85.00
INST. LNS		93984 93984	93984 93984	93984 93984	93984 93984	16704 110688
UAV ASSGN		764 764	764 764	764 764	764 764	784 784
%TOTAL FILL		76.45	76.45	76.45	76.45	74.86
LNCAP IN LNS		71300 71300	71300 71300	71300 71300	71300 71300	11000 82300
SIZING DATE		02/28/91	11/25/91	11/25/91	02/28/91	02/28/91
NOD QUE		08/25/90	08/17/91	01/16/92	08/29/96	08/29/96
TELCO QUE		09/12/90	11/30/91	04/25/92	12/26/96	12/26/96
TURNOVER		06/09/91	03/28/92	02/27/93	05/31/97	05/31/97
GENERIC SVC		09/14/91	12/12/92	12/12/92	05/31/97	05/31/97
GENERIC		SE6.1	SE6.1	SE7	SE7	SE6
CONC RATIO		8:1	8:1	8:1	8:1	8:1
ENG LSF		3.32	3.32	3.32	3.32	3.32
ENG CCS/NAL		0.00	0.00	0.00	0.00	0.00
DESIGN 8S		68.53	0.00	0.00	0.00	0.00
MRAJ		130400 130400	130400 130400	130400 130400	130400 130400	130400 130400
PROCESSOR		256 256	256 256	256 256	256 256	256 256
CAP TRUNK		32	0	0	0	0
OGTL TK UNIT		41	41	41	41	41
LLN/LT/SM/NM		0	0	0	0	0
LSR/LTS/=/		0	0	0	0	0
LSH/=/L32		0	0	0	0	0
TSC/=/TSS/NP		328 328	328 328	328 328	328 328	328 328
TLN/=/L64		0	0	0	0	0
TOT FRS/SHL		142	0	0	0	9
REUSE FR/SHL		0	0	0	0	0
GROSS ROOMS		8700	0	25	700	700
EXT JOB DESC		OGTL/REPL	H/SL/BILL 'G	GENERIC	ADD NXX	01G/LNS/ADD
%CTOIP		7.80	7.80	7.80	6.70	6.70

JOB CAT.

I

M

G

A



REPORT: PARTB

PAGE: 1 OF 1

BUILDING: PMBH CORAL SPRINGS ENTITY: PMBHFLCSOSO  
ENT CUT: 09/14/91 ENT TERM: 01/01/90

LSDF SYSTEM  
DIGITAL PART B VERSION 1.00  
DATABASE: LIVE

DATE: 01/14/92  
TIME: 19:01:07  
CHART NO.: 16.2  
EQ TYPE: SES

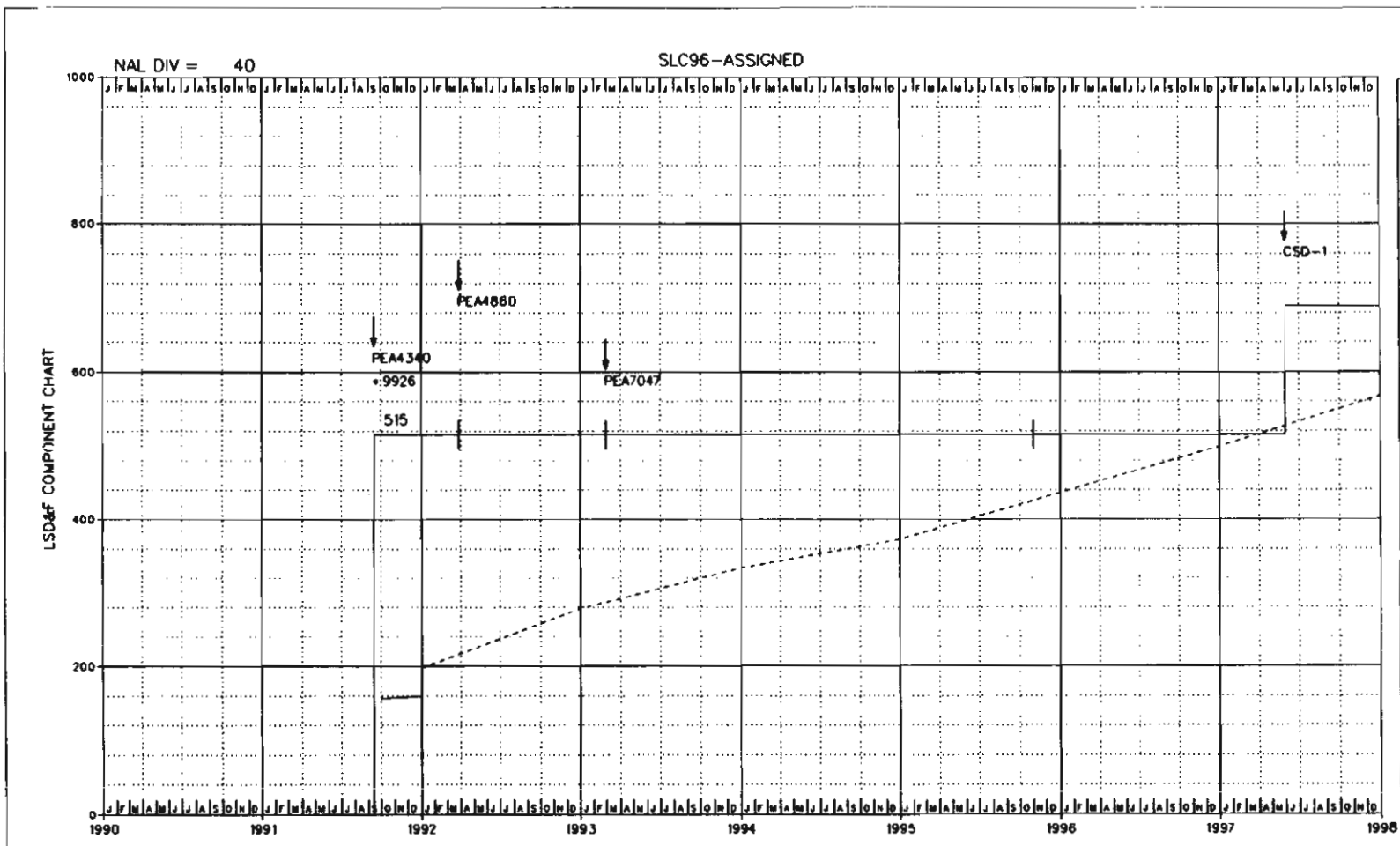
JOB/ROJ/AT	1991AT1	PEA4340	PEA4860	PEA7047	199SA0J1	CSD-1
EVENT-NUM		EVT1	EVT1	EVT1	EVT1	EVT1
EVENT-DATE	09/14/91	09/14/91	03/28/92	02/27/93	11/01/95	05/31/97
ROYSO/TOATE	09/14/91	09/14/91	03/28/92	02/27/93	11/01/95	05/31/97
REOSO	##/##/##	09/14/91	03/28/92	02/27/93	##/##/##	05/31/97
CAP EXH.	##/##/##	##/##/##	##/##/##	##/##/##	##/##/##	##/##/##
SHIP DATE	##/##/##	11/17/90	02/16/92	10/31/92	##/##/##	01/03/97
JOB DESC.	ITRA	REPL	MISC	GEN	NXX346	GA
TRANS ENT	PMBHFLCSCGO					

ANALOG SECTION -----

NAL TRANS	38300							
NAL CAP TC		42000	42000	42000	42000	42000	16800	58800
LNS		38700	38700	38700	38700	38700		38700
ML		38700	38700	38700	38700	38700		38700
LINE UNITS		87	87	87	87	87		87
INST. LNS		44544	44544	44544	44544	44544		44544
URV ASSGN		668	668	668	668	668	20	688
ZFILL		88.20		88.20		88.20	88.20	
ALNCAP LNS		38700	38700	38700	38700	38700		38700
RENG CCS NAL		3.32		3.32		3.32	3.32	
ANLG DEF LNS		0	0	0	0	0		0
ISON CAP TC		200	200	200	200	200		
ISON CAP LNS		200	200	200	200	200		
ISON CAP ML		200	200	200	200	200		
ISON LN MOD		1	1	1	1	1		
ISON INS LNS		200	200	200	200	200		
ISON URV LNS		0	0	0	0	0		
ISON ZFILL		100.00		100.00		100.00		
ISON ENG CCS		10.00		10.00		10.00		

DIGITAL SECTION -----

NAL TRANS	7900							
NAL CAP TC		46900	46900	46900	46900	46900		46900
LNS		32600	32600	32600	32600	32600	11000	43600
ML		32600	32600	32600	32600	32600		43600
LINE UNITS		86	86	86	86	86		115
INST. LNS		49440	49440	49440	49440	49440	16704	66144
URV ASSGN		96	96	96	96	96		96
ZFILL		66.00		66.00		66.00	66.00	
DLNCAP LNS		32600	32600	32600	32600	32600	11000	43600
DENG CCS NAL		3.32		3.32		3.32	3.32	
CAP SLC SYS		515	515	515	515	515	174	689
ENG SLC MD 1								
ENG SLC MD2								
DEF SLC SYS								
CAP URBN SYS		0	0	0	0	0		0
DEF URBN SYS		0	0	0	0	0		0
CAP DMS112								
SLC DLU		86	86	86	86	86	29	115
URBAN DLU		0	0	0	0	0		



NOTES:  
9926 CCS ACCESS CAPABILITY

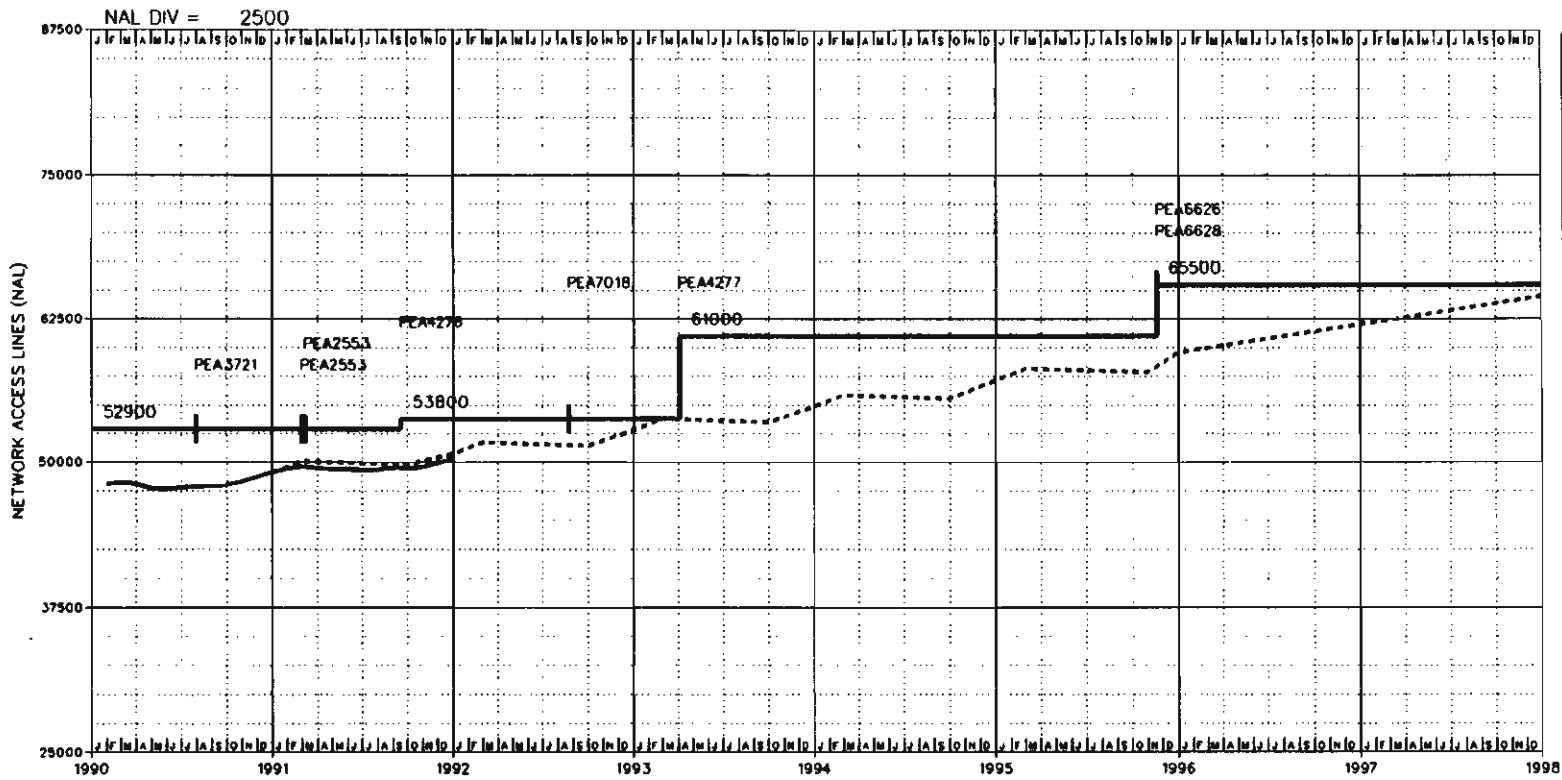
REASON FOR REISSUE:  
2961 9420 ROYAL PALM BLVD  
CORAL SPGS

DATE OF ISSUE: 01/14/92  
EXCHANGE: CORAL SPRINGS  
DATABASE: LIVE  
EQ TYPE: SES  
NXX: 341 344 345 346 752  
753 755

BUILDING: PMBHFLCS STATE: FL  
LATA: SOET/460  
COMPANY: SBEL AREA: SBFX  
DIVISION: SOUT DISTRICT: NOBR  
EXHAUST: 12/31/99  
CONTACT: RCMCINTRE  
NUMBER: NSGRUNDIG

YEAR	1990	1991	1992	1993	1994	1995	1996	1997
DEMAND GAIN			197 (F) 81	278 (F) 56	334 (F) 39	373 (F) 63	436 (F) 63	499 (F) 68
SLC MODE 1C			0	0	0	0	0	0
SLC MODE 1F			159	187	200	209	228	247
SLC MODE 2C			0	0	0	0	0	0
SLC MODE 2F			38	91	134	164	208	252

ENTITY: PMBHFLCSDSO CHART: 16.2



NOTES:

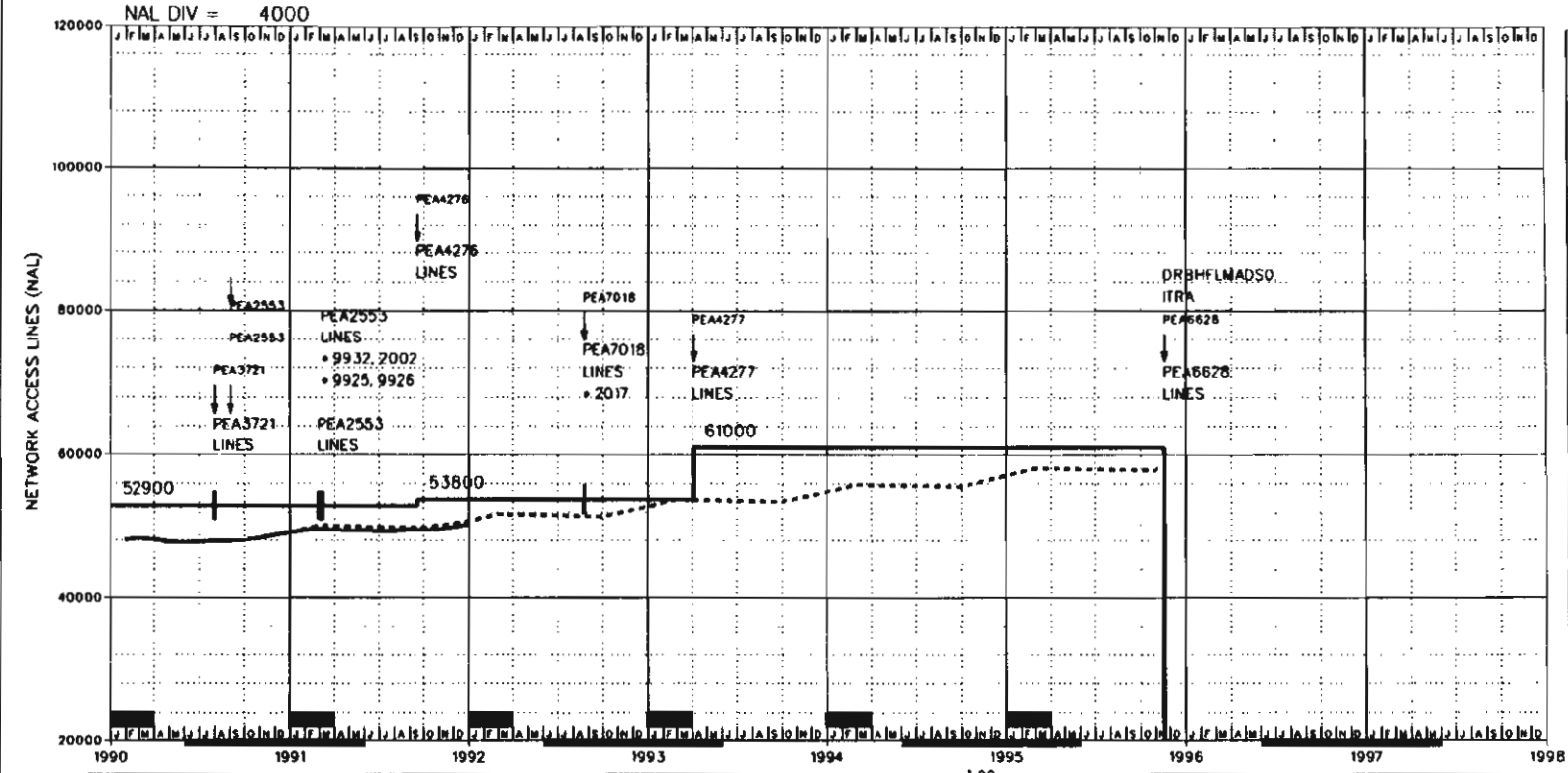
REASON FOR REISSUE:

DATE OF ISSUE: 01/14/92  
 EXCHANGE: DEERFIELD BCH  
 DATABASE: LIVE

BUILDING: DRBHFLMASTATE: FL  
 LATA: SOET/460  
 COMPANY: SBEL AREA: SBFX  
 DIVISION: SOUT DISTRICT: NOBR  
 EXHAUST: 12/31/99

YEAR	1990		1991		1992		1993		1994		1995		1996		1997	
NAL/GAIN	47718	1371	49089	1632	50721	2075	52796	2075	54871	2290	57161	2390	59551	2490	62041	2440
NAL/LN RATIO																

BUILDING: DRBHFLMA CHART: 17.0



NOTES:  
 2002 RACF  
 9925 VMS  
 9926 CCS ACCESS CAPABILITY  
 9932 100% AMA RECORDING

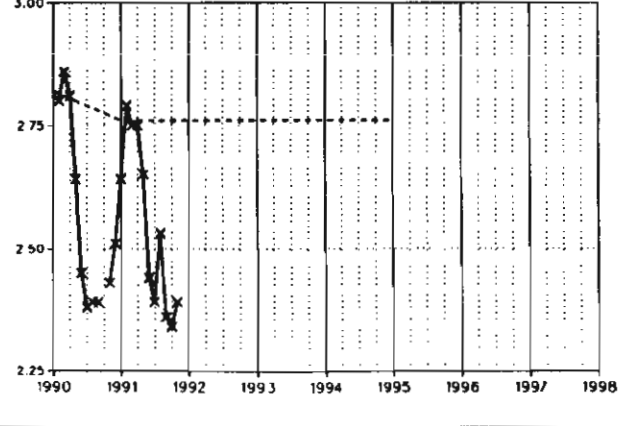
REASON FOR REISSUE:  
 2962 780 S. DEERFIELD AVE.  
 DEERFIELD BCH

DATE OF ISSUE: 01/14/92  
 EXCHANGE: DEERFIELD BCH  
 DATABASE: LIVE  
 EQ TYPE: IAES  
 NXX:  
 360 421 422 425 426 427  
 428 429 480 481 570 695  
 698  
 BUILDING: DRBHFMASTATE: FL  
 LATA: SOET/460  
 COMPANY: SBEL AREA: SBFX  
 DIVISION: SOUT DISTRICT: NOBR  
 EXHAUST: 12/31/99  
 CONTACT: RCMCINTYRE  
 NUMBER WWPREVATT  
 EQ ENGINEER GTC

E. A. DATE 04/08/85  
 DIR CLOSE 12/16/91  
 DIR DELIVER 03/12/92  
 NAL FCST 06/15/91  
 CCS FCST 08/15/91  
 ENTITY CUT 11/11/79  
 ENTITY TERM 11/19/95  
 LATEST NAL 50236  
 SWITCH HOST  
 ENTITY:

CHART:  
 DRBHFMACGO 17.0

YEAR	1990	1991	1992	1993	1994	1995	1996	1997	1998	
NAL	47718 (A)	49089(A)	50721 (F)	52796 (F)	54871 (F)	57161 (F)				
LINES	47718	49089	50721	52796	54871	57161				
CCS/NAL	2.82	2.76	2.76	2.76	2.76	2.76				
CCS STATUS	A	A								
NAL/LN RATIO 1.00000 1.00000 1.00000 1.00000 1.00000 1.00000										
SVC.	1990		1991		1992		JOBNUM	RDYSD	REQSD	SHIP
DTS	0.00	0.00	0.00	0.00	0.00	0.00	PEA3721	07/31/90	07/31/90	04/28/90
	0.00	0.00	0.00	0.00	0.00	0.00	PEA2553	02/28/91	09/02/90	06/23/90
	0.00	0.00	0.00	0.00	0.00	0.00	PEA2553	03/07/91	09/02/90	06/23/90
	0.00	0.00	0.00	0.00	0.00	0.00	PEA4276	09/18/91	09/18/91	05/04/91
	0.00	0.00	0.00	0.00	0.00	0.00	PEA7018	08/23/92	08/23/92	06/27/92
	0.00	0.00	0.00	0.00	0.00	0.00	PEA4277	04/04/93	04/04/93	12/12/92
	0.00	0.00	0.00	0.00	0.00	0.00	PEA6628	11/19/95	11/19/95	02/11/95
%IFFM										



REPORT: PART B

PAGE: 1 OF 2

BUILDING: DEERFIELD BEACH COMMUNITY: ORBFLMACGO  
ENT CUT: 11/11/79 ENT TERM: 11/19/95

LSOF SYSTEM  
GRAPHIC PART B VERSION 1.00  
DATABASE: LIVE

DATE: 01/14/92  
TIME: 19:01:07  
CHART NO.: 17.0  
EQ TYPE: 1AES

JOB/AOJ/AT	PEA3721	PEA2553	PEA2553	PEA4276	PEA7018	PEA4277
EVENT-NUM	EVT1	EVT1	EVT2	EVT1	EVT1	EVT1
EVENT-DATE	07/31/90	02/28/91	03/07/91	09/18/91	08/23/92	04/04/93
RDYSO/TDATE	07/31/90	03/07/91	03/07/91	09/18/91	08/23/92	04/04/93
REQSO	07/31/90	09/02/90	09/02/90	09/18/91	08/23/92	04/04/93
CAP EXH.	##/##/##	##/##/##	##/##/##	##/##/##	##/##/##	##/##/##
SHIP DATE	04/28/90	06/23/90	06/23/90	05/04/91	06/27/92	12/12/92
JOB DESC.	ICLIO	TK5	GENERIC	MISC	FEATURES	GA
NAL TRANS						
TRANS ENT						
LSE1	TTJTR	TTJTR	TTJTR	TTJTR	TTJTR	TTJTR
NAL CAP SE	56200	9700 65900	12300 78200	78200	-6200 72000	
IC	58000	12700 70700	7500 78200	78200	-6200 72000	
LNS	52900	52900	900 53800	53800	7200 61000	
NOS	59300	59300	900 53800	53800	7900 67200	
ML	52900	52900	900 53800	53800	7200 61000	
CNTRX CAP	-300 1000	100 1100	20 1120	1120	480 1600	
INST. NOS	120000	120000	120000	120000	10000 130000	
URV ASSGN	50267	50267	50267	50267	733 51000	
%FNOS	85.00	85.00	85.00	85.00	85.00	
INST. LNS	61440	61440	61440	61440	8192 69632	
URV ASSGN	1475	1475	1475	1475	196 1671	
%TOTAL FILL	88.30	88.50	88.50	89.70	89.70	
LNCAP IN LNS	52900	52900	52900	53800	53800	
SIZING DATE	10/30/89	07/18/89	03/06/90	01/30/91	11/14/91	01/30/91
NDD DUE	11/04/89	09/02/89	09/02/89	06/30/90	12/21/91	02/08/92
TELCO DUE	12/16/89	12/16/89	12/16/89	10/27/90	03/07/92	06/06/92
TURNOVER	07/01/90	03/07/91	02/28/91	09/18/91	08/23/92	04/04/93
GENERIC SVC						
GENERIC	1AE10	1AE10	1AE11	1AE11	1AE11	1AE11
CONC RATIO	4:1	4:1	4:1	4:1	4:1	4:1
ENG LSF						
ENG CCS/NAL	2.89	2.89	2.89	2.87	2.87	2.88
DESIGN B5	90	94	23.69	25.03	0.00	31.51
MRAJ	0.00					
PROCESSOR	65300	1800 67100	67100	4400 71500	71500	71500
CAP TRUNK	200	40 240	240	240	240	260
DCTL TK UNIT		2	0	0		1
LLN/LT/SM/NM	15	15	15	15	15	17
LSR/LTS/=/#	60	60	60	60	60	68
LSH/=/#/L32	0	0	0	0	0	0
TSC/=/TSS/NP	40	8 48	48	48	48	54
TLN/=/#/L64	2048	2048	2048	2048	2048	2048
TOT FR/SHL	1	4	0	0	0	9
REUSE FR/SHL	0	4	0	0	0	9
GROSS ADDNS	49	0	347	52	1	828
EXT JOB DESC	ICLIO	2-OCT'S/I-TL	1AE11	ITXMTRS	FEATURES	LNS/TRK/ADDN
%CTOIP	6.20	6.20	6.20	6.70	6.70	6.70

JOB CAT. M T G H M A



REPORT: PARTB

PAGE: 2 OF 2

BUILDING: DEERFIELD BEACH COMMUNITY: DRBHFLMACCO

ENT CUT: 11/11/79

ENT TERM: 11/19/95

LSDF SYSTEM

GRAPHIC PART B VERSION 1.00

DATABASE: LIVE

DATE: 01/14/92

TIME: 19:01:07

CHART NO.: 17.0

EQ TYPE: IAES

JOB/ADJ/AT	1995AT1	PEA6628
EVENT-NUM		EVT1
EVENT-DATE	11/19/95	11/19/95
RDYSO/TDATE	11/19/95	11/19/95
REQSO	##/##/##	11/19/95

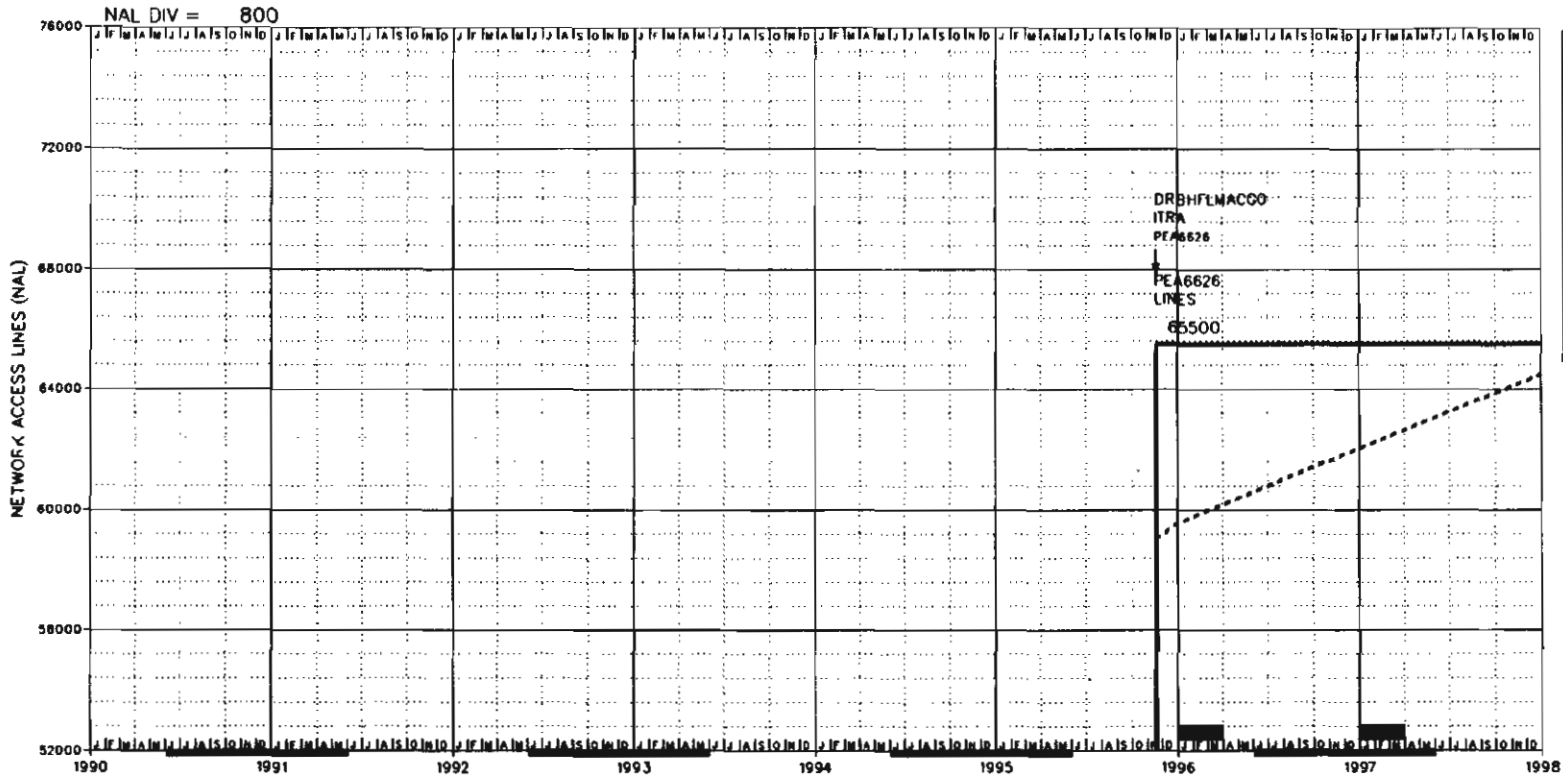
CAP EXH.	##/##/##	##/##/##
SHIP DATE	##/##/##	02/11/95
JOB DESC.	ITRA	DISP
NAL TRANS	-59000	
TRANS ENT	DRBHFLMADSO	

LSE1		NTW	
NAL CAP SE		-72000	0
TC		-72000	0
LNS		-61000	0
NDS		-67200	0
ML		-61000	0
CNTRX CAP		-1600	0
INST. NOS		-130000	0
UAV ASSGN		-51000	0
%FNOS			
INST. LNS		-69632	0
UAV ASSGN		-1671	0
%TOTAL FILL			
LNCAP IN LNS		-61000	0
SIZING DATE		04/28/91	
NOD DUE		04/16/94	
TELCO QUE		07/16/94	
TURNOVER		09/23/95	
GENERIC SVC			
GENERIC			
CONC RATIO		0	
ENG LSF			
ENG CCS/NAL		0.00	
DESIGN BS			
MRAJ		0.00	
PROCESSOR		-71500	0
CAP TRUNK		-260	0
DGTL TK UNIT		0	
LLN/LT/SM/NM		-17	0
LSR/LTS/##/##		-6B	0
LSH/##/##/L32			0
TSC/##/##/ISS/NP		-54	0
ILN/##/##/L64		-2048	0
10T FR/SHL		0	
REUSE FR/SHL		0	
GROSS ROOMS		0	
EXT JOB OESC		OIG/REPL	
%CTDIP		0.00	

JOB CAT.

0

NAL DIV = 800



NOTES:

REASON FOR REISSUE:  
 2962 780 S. DEERFIELD AVE.  
 DEERFIELD BCH

DATE OF ISSUE: 01/14/92  
 EXCHANGE: DEERFIELD BCH  
 DATABASE: LIVE  
 EQ TYPE: DCTL  
 NXX:  
 360F 421F 422F 425F 426F 427F  
 428F 429F 480F 481F 570F 695F  
 698F  
 BUILDING: DRBHFLMSTATE: FL  
 LATA: SOET/460  
 COMPANY: SBEL AREA: SBFX  
 DIVISION: SOUT DISTRICT: NOBR  
 EXHAUST: 12/31/99  
 CONTACT: RCMCINTYRE  
 NUMBER:  
 EQ ENGINEER GTC

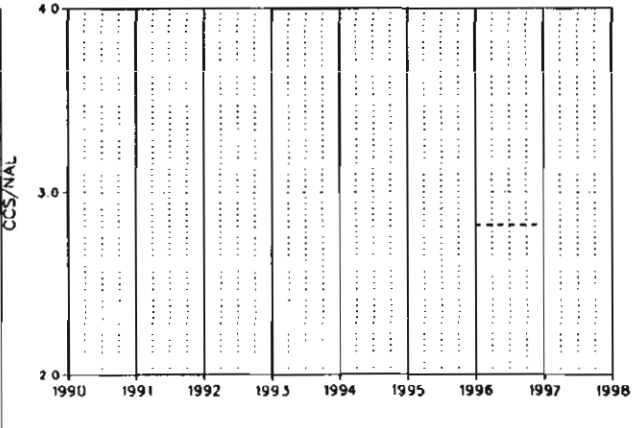
E. A. DATE 04/08/95  
 DIR CLOSE 12/14/90  
 DIR DELIVER 03/04/91  
 NAL FCST 06/15/91  
 CCS FCST 08/15/91  
 ENTITY CUT 11/19/95  
 ENTITY TERM 12/31/99  
 LATEST NAL  
 SWITCH HOST  
 ENTITY:

CHART:  
 DRBHFLMADSO 17.1

YEAR	1990	1991	1992	1993	1994	1995	1996	1997	1998
NAL							59551 (F)	62041 (F)	64481 (F)
LINES							59551	62041	64481
CCS/NAL							2.82	2.82	
CCS STATUS									
NAL/LM RATIO							1.00000	1.00000	1.00000

SVC.	1990	1991	1992	JOBNUM	RDYSD	REQSD	SHIP
DTS				PEA6626	11/19/95	11/19/95	02/11/95
IML							
%IFFM							



REPORT: PART B

PAGE: 1 OF 1

BUILDING: DEERFIELD BEACH COMMUNITY: DRBHFLMADSO

ENT CUT: 11/19/95

ENT TERM: 12/31/99

LSDF SYSTEM

GRAPHIC PART B VERSION 1.00

DATABASE: LIVE

DATE: 01/14/92

TIME: 19:01:07


CHART NO.: 17.1

EQ TYPE: OGTL


JOB/ADJ/AT	199SAT1	PEA6626	
EVENT-NUM		EVT1	
EVENT-DATE	11/19/95	11/19/95	
RDYSD/TOATE	11/19/95	11/19/95	
REQSD	##/##/##	11/19/95	
CAP EXH.	##/##/##	##/##/##	
SHIP DATE	##/##/##	02/11/95	
JOB DESC.	ITRA	REPL	
NAL TRANS	59000		
TRANS ENT	DRBHFLMACGO		
LSEI		NTW	
NAL CAP SE		72000	72000
TC		72000	72000
LNS		65500	65500
NOS		75700	75700
ML		65500	65500
CNTRX CAP		1700	1700
INST. NOS		140000	140000
UAV ASSGN		1868	1868
%FNOS		85.00	
INST. LNS		88576	88576
UAV ASSGN		1171	1171
%TOTAL FILL		74.96	
LNCAP IN LNS		65500	65500
SIZING DATE		04/28/91	
NOD DUE		04/16/94	
TELCO DUE		07/16/94	
TURNOVER		09/23/95	
GENERIC SVC			
GENERIC			
CONC RATIO			
ENG LSF			
ENG CCS/NAL		2.82	
DESIGN BS			
MRAJ		0.00	
PROCESSOR		80000	80000
CAP TRUNK		248	248
OGTL TK UNIT		31	
LLN/LT/SM/NM			0
LSR/LTS/##/■			0
LSH/##/■/L32			0
TSC/■/TSS/NP			0
ILN/##/■/L64			0
TOT FR/SHL		100	
REUSE FR/SHL			
GROSS AODNS		11000	
EXT JOB DESC		DIG/REPL	
%CTOIP		6.20	

JOB CAT.

I



YEAR	1990	1991	1992	1993	1994	1995	1996	1997	1998
NAL							37045 (F)	36683 (F)	64481 (F)
ANAL LNS							37045	36683	64481
CCS/NAL							2.82	2.82	
ACCS ACTUAL									
NAL/LN RATIO							1.00000	1.00000	1.00000



YEAR	1990	1991	1992	1993	1994	1995	1996	1997	1998
NAL							22506 (F)	25358 (F)	
DGTL CCS/NAL							2.82	2.82	
CCCS ACTUAL									
SLC SYS							254	264	
URBAN SYS									
NAL/LN RATIO							1.00000	1.00000	

NOTES:

REASON FOR REISSUE:  
2962 780 S. DEERFIELD AVE.  
DEERFIELD BCH

DATE OF ISSUE: 01/14/92  
EXCHANGE: DEERFIELD BCH  
DATABASE: LIVE  
EO TYPE: DGTL

ANALOG

BUILDING SWITCH HOST DEERFIELD BEACH

FCST DATE 06/15/91  
LATEST ANAL -9998998  
CONTACT RCMCINTYRF  
CONTACT NO.  
EQUIP ENGR GTC

DIGITAL  
DLFCST DATE 07/01/91

LATEST DNAL -9998998  
LATEST SLC -9998998  
LATEST URBAN -9998998  
LATEST D112 -9998998

ENTITY: DRBHFLMADSO CHART: 17.1

REPORT: PARTB

PAGE: 1 OF 1

BUILDING: DEERFIELD BEACH COMMUNITY: ORBHFLMAD50

ENT CUT: 11/19/95 ENT TERM: 12/31/99

LSOF SYSTEM  
DIGITAL PART B VERSION 1.00  
DATABASE: LIVE

DATE: 01/14/92

TIME: 19:01:07

CHART NO.: 17.1

EO TYPE: DCTL

JOB/ADJ/AT	199SAT1	PEA6626
EVENT-NUM		EVT1
EVENT-DATE	11/19/95	11/19/95
RDYSO/TOATE	11/19/95	11/19/95
REOSD	##/##/##	11/19/95
CAP EXH.	##/##/##	##/##/##
SHIP DATE	##/##/##	02/11/95
JOB DESC.	ITRA	REPL
TRANS ENT	ORBHFLMACCO	

ANALOG SECTION -----

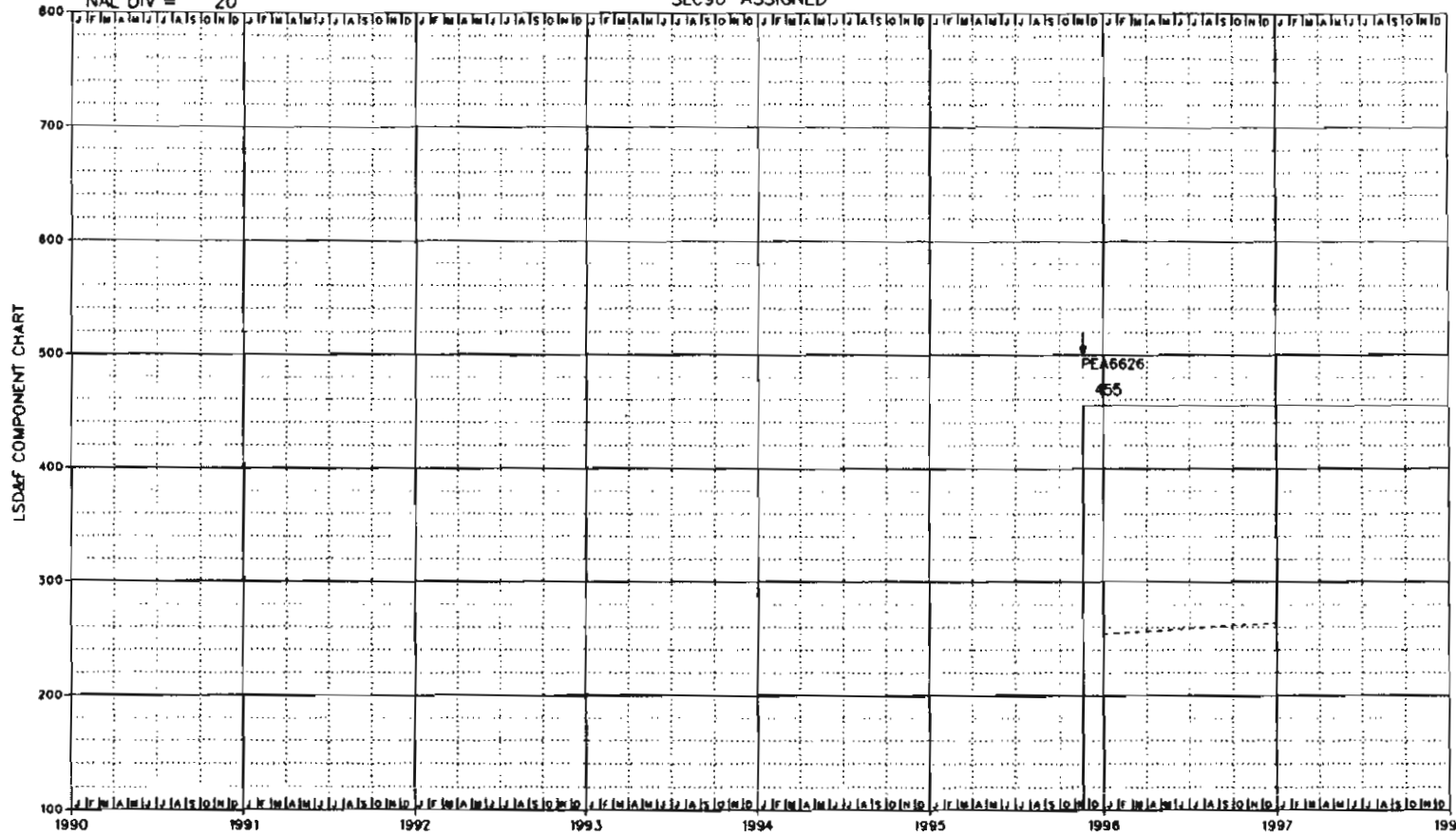
NAL TRANS	39500		
NAL CAP TC		43200	43200
LNS		39300	39300
ML		39300	39300
LINE UNITS		70	70
INST. LNS		44800	44800
UAV ASSGN		1075	1075
%FILL		89.90	
ALNCAP LNS		39300	39300
AENG CCS NAL		2.82	
ANLC DEF LNS			
ISON CAP TC			
ISON CAP LNS			
ISON CAP ML			
ISON LN MOD			
ISON INS LNS			
ISON UAV LNS			
ISON %FILL			
ISON ENG CCS			

DIGITAL SECTION -----

NAL TRANS	23500		
NAL CAP TC		28800	28800
LNS		26200	26200
ML		26200	26200
LINE UNITS		76	76
INST. LNS		43776	43776
UAV ASSGN		96	96
%FILL		60.00	
DLNCAP LNS		26200	26200
DENG CCS NAL		2.82	
CAP SLC SYS		455	455
ENG SLC MD 1			
ENG SLC MD2			
DEF SLC SYS			
CAP URBN SYS			
DEF URBN SYS			
CAP DMS112			
SLC DLU		76	76
URBAN DLU			

NAL DIV = 20

SLC96-ASSIGNED



NOTES:

REASON FOR REISSUE:  
 2962 780 S. DEERFIELD AVE.  
 DEERFIELD BCH

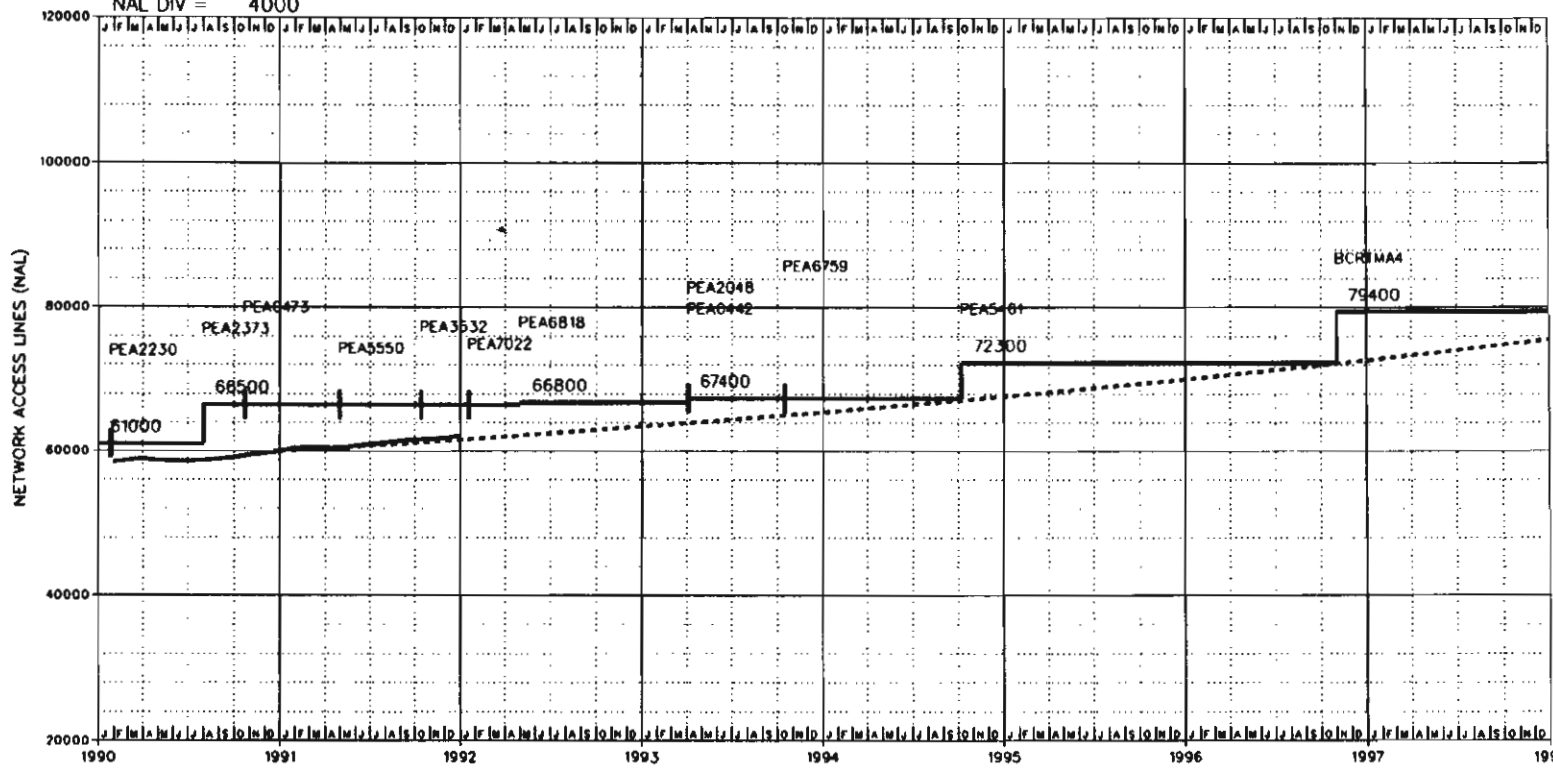
DATE OF ISSUE: 01/14/92  
 EXCHANGE: DEERFIELD BCH  
 DATABASE: LIVE  
 EQ TYPE: DGTL  
 NXX: 340F 421F 422F 425F 426F  
 427F 428F 429F 480F 481F 570F  
 895F 898F

BUILDING: DRBFLMA STATE: FL  
 LATA: SOE1/480  
 COMPANY: SBEL AREA: SBFX  
 DIVISION: SOUT DISTRICT: NOBR  
 EXHAUST: 12/3/99  
 CONTACT: RCMCINTYRE  
 NUMBER:

YEAR	1990	1991	1992	1993	1994	1995	1996	1997
DEMAND/GAIN							254 (F) 10	264 (F)
SLC MODE 1C								
SLC MODE 1F								
SLC MODE 2C								
SLC MODE 2F								

ENTITY: DRBFLMADSO CHART: 17.1

NAL DIV = 4000



NOTES:

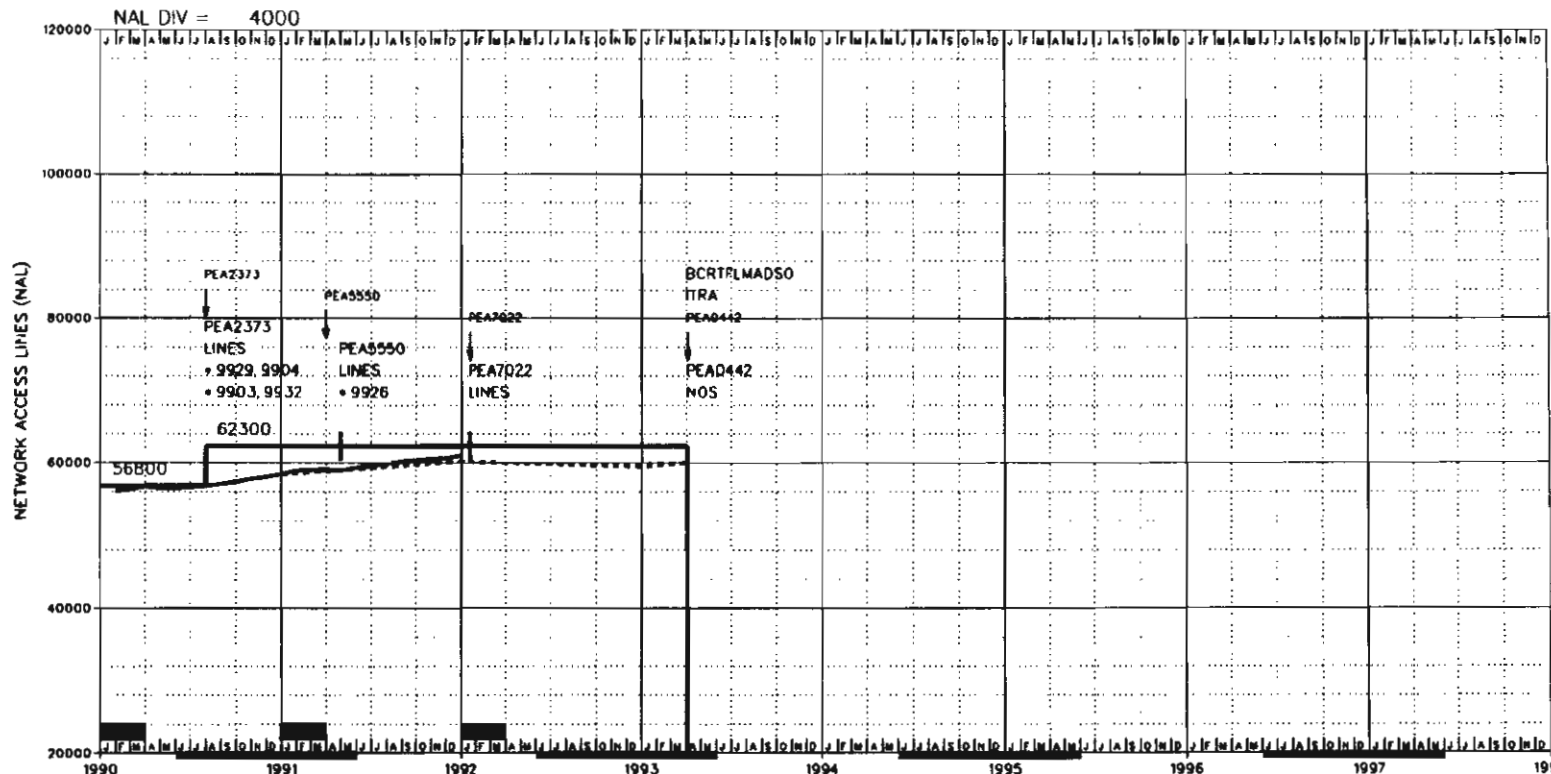
REASON FOR REISSUE:

DATE OF ISSUE: 01/14/92  
 EXCHANGE: BOCA RATON  
 DATABASE: LIVE

BUILDING: BCRTFLMA STATE: FL  
 LATA: SOET/460  
 COMPANY: SBEL AREA: SBF X  
 DIVISION: SOUT DISTRICT: NOBR  
 EXHAUST: 12/31/99

YEAR	1990		1991		1992		1993		1994		1995		1996		1997	
NAL/GAIN	58014	1959	59973	1605	61578	1895	63473	1995	65468	2170	67638	2345	69983	2645	72628	2845
NAL/LN RATIO																

BUILDING: BCRTFLMA CHART: 18.0



NOTES:  
 9903 AMATPS  
 9904 CCS7 TRUNK SIGNALING  
 9926 CCS ACCESS CAPABILITY  
 9929 TOUCHSTAR PHASE I & II  
 9932 100% AMA RECORDING  
 2034 NPA 407 EFFECTIVE  
 04/16/88

REASON FOR REISSUE:  
 2963 838 S DIXIE HWY  
 BOCA RATON

DATE OF ISSUE: 01/14/92  
 EXCHANGE: BOCA RATON  
 DATABASE: LIVE  
 EQ TYPE: 1AES  
 NXX:  
 338 362 367 368 391 392  
 393 394 395 750

BUILDING: BCRTFLMA STATE: FL  
 LATA: SOET/460  
 COMPANY: SBEL AREA: SBFX  
 DIVISION: SOUT DISTRICT: NOBR  
 EXHAUST: 12/31/99  
 CONTACT: O.COX  
 NUMBER: DWJOHNSON  
 EQ ENGINEER: JLT  
 E. A. DATE: 12/10/84  
 DIR CLOSE: 12/1/92  
 DIR DELIVER: 03/11/93  
 NAL FCST: 06/15/91  
 CCS FCST: 08/15/91  
 ENTITY CUT: 08/23/81  
 ENTITY TERM: 04/04/93  
 LATEST NAL: 60987  
 SWITCH HOST  
 ENTITY:

YEAR	1990	1991	1992	1993	1994	1995	1996	1997	1998	
NAL	55523 (A)	58391 (A)	60200 (F)	59473 (F)						
LINES	55523	58391	60200	59473						
CCS/NAL	3.03	3.04	3.05	0.00						
CCS STATUS	A	A								
NAL/LN RATIO	1.00000	1.00000	1.00000	1.00000						
SVC.				JOBNUM	ROYS	REQS	SHIP			
DTS				PEA2373	08/01/90	08/01/90	11/04/89			
				PEA5550	04/30/91	04/01/91	03/02/91			
				PEA7022	01/19/92	01/19/92	12/06/91			
				PEA0442	04/04/93	04/04/93	**/**/**			
IML										
%IFFM										

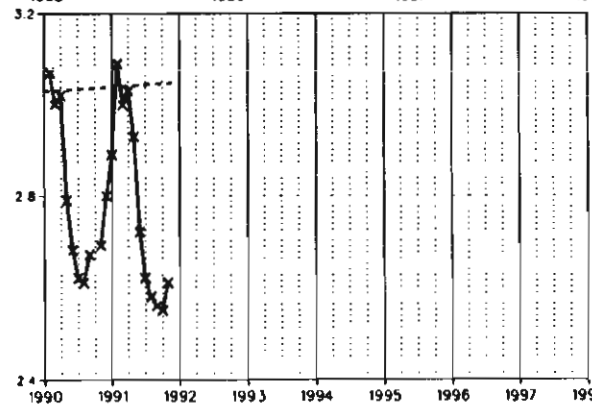


CHART:  
 BCRTFLMACGO 18.1



REPORT: PARTB

PAGE: 1 OF 1

BUILDING: BOCA RATON MAIN

ENT CUT: 08/23/81

ENTITY: BCRTFLMACGO

ENT TERM: 04/04/93

LSOF SYSTEM  
GRAPHIC PART B VERSION 1.00  
DATABASE: LIVE

DATE: 01/14/92

TIME: 19:01:07

CHART NO.: 18.1

EQ TYPE: IAES

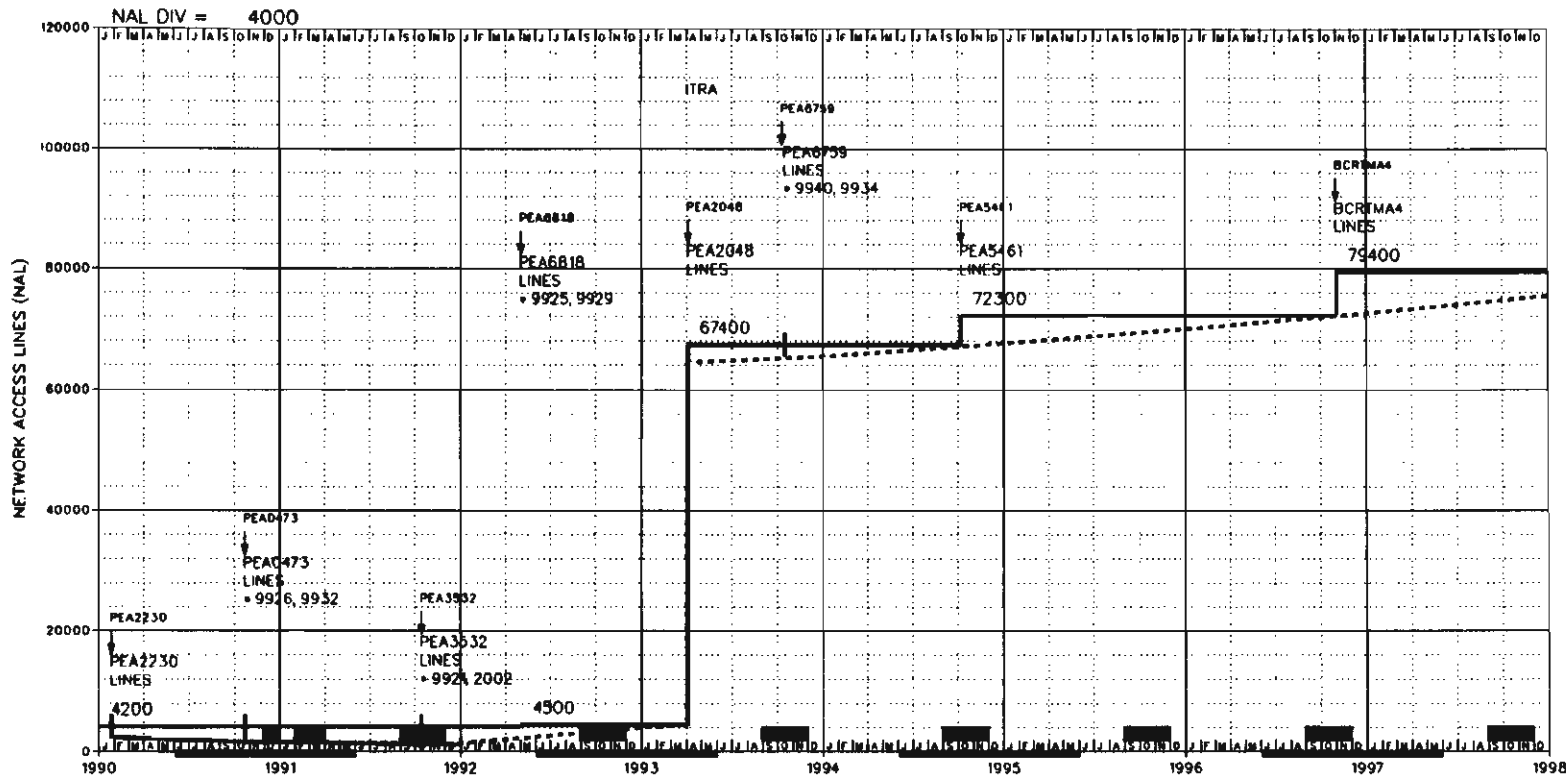
JOB/ROJ/RT	PEA2373	PEAS550	PEA7022	1989AT2	PEA0442
EVENT-NUM	EVT1	EVT1	EVT1		EVT1
EVENT-DATE	08/01/90	04/30/91	01/19/92	04/03/93	04/04/93
ROYSO/TOATE	08/01/90	04/30/91	01/19/92	04/03/93	04/04/93
REQ50	08/01/90	04/01/91	01/19/92	01/19/92	04/04/93
CAP EXH.	##/##/##	##/##/##	##/##/##	##/##/##	##/##/##
SHIP DATE	11/04/89	03/02/91	12/06/91	##/##/##	##/##/##
JOB DESC.	TOUCHSTAR	GENERIC	MISC	ITRA	01SP
NAL TRANS				-60000	
TRANS ENT				BCRTFLMA050	
LSEI	PROC	PROC	COR		
NAL CAP SE	3000 63000	-700 62300	700 63000		-63000 0
TC	21800 81800				
LNS	5500 62300				
NOS					-66700 0
ML	5500 62300				-62300 0
CNTRX CAP					-1500 0
INST. NOS	10000 100000				-100000 0
URV ASSGN	10000 21497				-21497 0
%FNOS	85.00	85.00	85.00		
INST. LNS	6144 69632				-69632 0
URV ASSGN	154 1741				-1741 0
%TOTAL FILL	91.80	91.80	91.80		90.10
LNCAP IN LNS	5500 62300				-62300 0
SIZING DATE	03/01/89	12/26/91			
MOO QUE	02/11/89	01/03/91	11/27/91		
TELCO QUE	06/10/89	01/12/91	12/03/91		
TURNOVER	08/01/90	04/30/91	01/19/92		
GENERIC SVC		03/30/91			
GENERIC	1AE10	1AE11	1AE11		
CONC RATIO	4:1	4:1	4:1		
ENG LSF					
ENG CCS/NAL	3.06	3.06	3.06		
DESIGN 85					
MRAJ	11.07	0.00	0.00		0.00
PROCESSOR	-10200 63000		70000 70000		-70000 0
CAP TRUNK	20 280		280 280		-280 0
OGLT TK UNIT					0
LLN/LI/SM/NM	1 17				
LSR/LTS/##/##	6 68				
LSH/##/##/L32	0 0				
TSC/##/##/NP 4	48 48				
ILN/##/##/L64	2048 2048				
TOT FR5/SHL	14	0	0		0
REUSE FR/SHL	10	0	0		0
GROSS ADDNS	1725	0	401		0
EXT JOB DESC	APS/SS7		FAST STORES		RETIRE/IAESS
%CTOIP	5.30	5.30	5.30		5.40

JOB CAT. M

G

M

D



NOTES:  
 2002 RACF  
 9921 RINGMASTER  
 9825 VMS  
 9826 CCS ACCESS CAPABILITY  
 9929 TOUCHSTAR PHASE I & II  
 9932 100% AMA RECORDING  
 9934 ADVANCED INTELLIGENT  
 NTWK (AIN) - REL 0  
 9940 CALL FWD-DON'T-ANSWER  
 AFTER CALL WAITING  
 2181 T'S FOR UMBILICALS = 40  
 2185 MAY 1991 NAL'S = 1391

REASON FOR REISSUE:  
 2963 838 S DIXIE HWY  
 BOCA RATON

DATE OF ISSUE: 01/14/92  
 EXCHANGE: BOCA RATON  
 DATABASE: LIVE  
 EQ TYPE: EWSD  
 NXX:  
 338F 347 367F 368F 391F 392F  
 393F 394F 395F

BUILDING: BCR1FLMA STATE: FL  
 LATA: SOET/460  
 COMPANY: SBEL AREA: SBFX  
 DIVISION: SOUT DISTRICT: NOBR  
 EXHAUST: 12/31/99  
 CONTACT: D.COX  
 NUMBER: JDCORDES  
 EQ ENGINEER: JLT

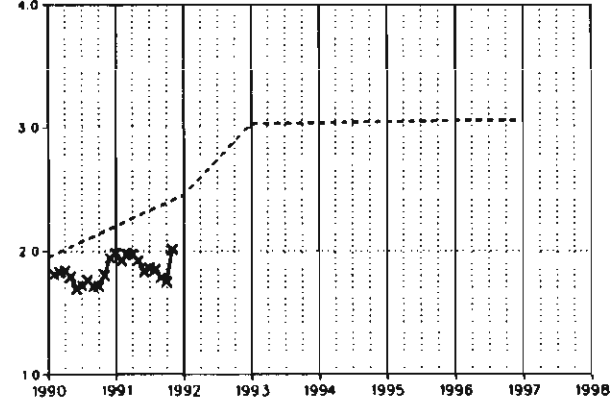
E. A. DATE: 05/14/89  
 DIR CLOSE: 12/11/92  
 DIR DELIVER: 03/11/93  
 NAL FCST: 06/15/91  
 CCS FCST: 08/15/91  
 ENTITY CUT: 05/14/89  
 ENTITY TERM: 01/01/50  
 LATEST NAL: 1162  
 SWITCH HOST

ENTITY: BCR1FLMADSO CHART: 18.2

YEAR	1990	1991	1992	1993	1994	1995	1996	1997	1998
NAL	2491 (A)	1582 (A)	1378 (F)	4000 (F)	65468 (F)	67638 (F)	69983 (F)	72628 (F)	75473 (F)
LINES	2491	1582	1378	4000	65468	67638	69983	72628	75473
CCS/NAL	1.95	2.20	2.45	3.03	3.04	3.05	3.06	3.06	0.00
CCS STATUS	A								
NAL/LN RATIO	1.00000	1.00000	1.00000	1.00000	1.00000	1.00000	1.00000	1.00000	1.00000

SVC.	1990	1991	1992	JOBNUM	RDYSD	REOSD	SHIP
DTS	0.00	0.00	0.00	PEA2230	01/26/90	01/26/90	07/23/89
	0.00	0.00	0.00	PEA0473	10/22/90	10/22/90	08/11/90
	0.00	0.00	0.00	PEA3532	10/14/91	10/14/91	04/05/91
	0.00	0.00	0.00	PEA6818	05/02/92	05/02/92	02/09/92
	0.00	0.00	0.00	PEA2048	04/04/93	04/04/93	07/31/92
	0.00	0.00	0.00	PEA6759	10/15/93	10/10/93	07/17/93
	0.00	0.00	0.00	PEA5461	10/07/94	10/07/94	06/24/94
	0.00	0.00	0.00	BCR1MA4	11/01/96	11/01/96	07/19/96
%IFFM							



REPORT: PART8

PAGE: 1 OF 2

BUILDING: 80CA RATON MAIN

ENT CUT: 05/14/89

ENTITY: 8CRTFLMAOSO

ENT TERM: 01/01/50

LSOF SYSTEM  
GRAPHIC PART 8 VERSION 1.00  
DATABASE: LIVE

DATE: 01/14/92

TIME: 19:01:07

CHART NO.: 18.2

EQ TYPE: EWSO

JOB/ROJ/AT	PEA2230	PEA0473	PEA3532	PEA6818	1989AT2	PEA2048
EVENT-NUM	EVT1	EVT1	EVT1	EVT1		EVT1
EVENT-DATE	01/26/90	10/22/90	10/14/91	05/02/92	04/03/93	04/04/93
ROYSO/TOATE	01/26/90	10/22/90	10/14/91	05/02/92	04/03/93	04/04/93
REQSO	01/26/90	10/22/90	10/14/91	05/02/92	■ ■ / ■ ■ / ■ ■	04/04/93
CAP EXH.	■ ■ / ■ ■ / ■ ■	■ ■ / ■ ■ / ■ ■	■ ■ / ■ ■ / ■ ■	■ ■ / ■ ■ / ■ ■	■ ■ / ■ ■ / ■ ■	■ ■ / ■ ■ / ■ ■
SHIP DATE	07/23/89	08/11/90	01/05/91	02/09/92	■ ■ / ■ ■ / ■ ■	07/31/92
JOB DESC.	MISC	GENERIC	GENERIC	GA	ITRA	REPL
NAL TRANS					60000	
TRANS ENT					BCRTFLMACCO	
LSEI	NTW	NTW	NTW	NTW		NTW
NAL CAP SE	5100	5100	5100	800	5900	74100
TC	5100	5100	5100	800	5900	74100
LNS	4200	4200	4200	300	4500	62900
NOS	8500	8500	8500		8500	70900
ML	4200	4200	4200	300	4500	62900
CNTRX CAP						
INST. NOS	10000	10000	10000		10000	110000
UAV ASSGN	0	0	0		0	16600
ZFNOS	85.00	85.00	85.00	85.00	85.00	85.00
INST. LNS	4680	4680	4680	736	5416	79932
UAV ASSGN	70	70	70	196	266	1253
ZTOTAL FILL	91.10	91.10	91.10	87.38		80.37
LNCAP IN LNS	4200	4200	4200	300	4500	62900
SIZING DATE	02/15/90	12/07/89				01/17/92
NOO DUE	03/13/89	02/03/90	03/03/90			01/21/92
TELCO DUE	04/10/89	02/28/90	06/30/90		12/07/91	12/26/92
TURNOVER	01/26/90	10/22/90	10/14/91		05/02/92	05/01/92
GENERIC SVC			09/21/91		03/28/92	
GENERIC	6.0	7.0	8.0		9.0	10.0
CONC RATIO	S:1		S:1		S:1	
ENG LSF						
ENG CCS/NAL	3.30	3.30	3.30		0.00	3.04
DESIGN BS						
MRAJ	12.22	14.03	0.00		11.07	18.10
PROCESSOR	78900	78900	78900		78900	41100
CAP TRUNK	60	60	60		60	310
DGTL TK UNIT 0		0	0			0
LLN/LI/SH/NM	36	36	36		36	136
LSR/LTS/■/■	0	0	0		0	108
LSH/■/■/L32	14	14	14		14	14
TSC/■/TSS/NP	0	0	0		0	0
TLN/■/■/L64			0		0	0
TOT FR/SHL 1		0	0		2	110
REUSE FR/SHL 0		0	0		0	0
GROSS ADDNS 81		101	100		300	6400
EXT JOB DESC RH 8T RM/GEN						REPL
ZCIDIP	5.30	5.30	5.30		5.30	5.30

JOB CAT. M

G

G

A

R

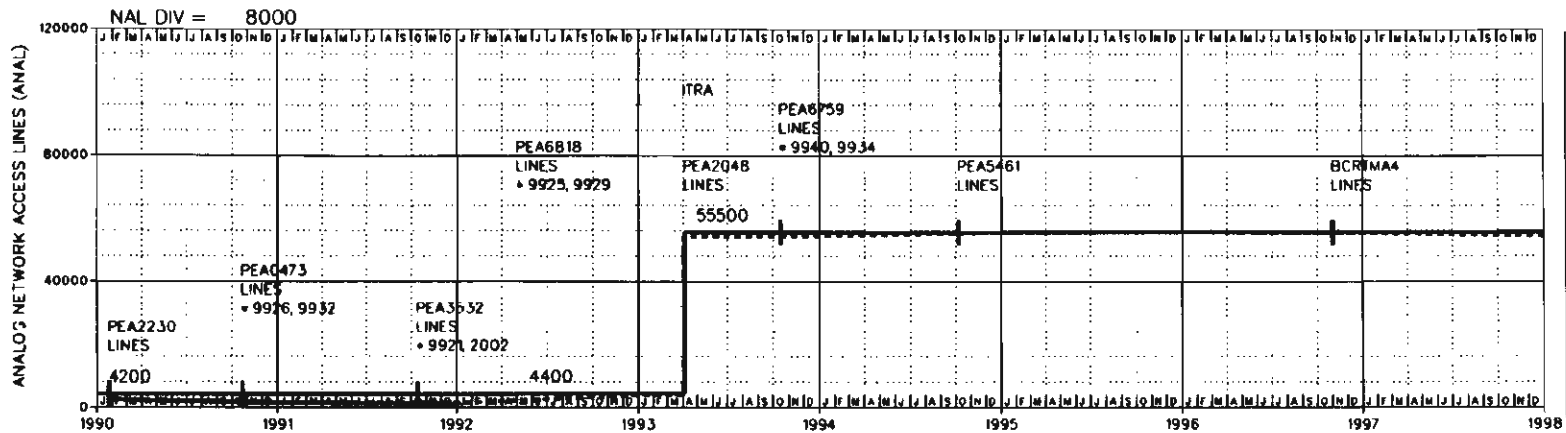
REPORT: PARTB  
 PAGE: 2 OF 2  
 BUILDING: BOCA RATON MAIN ENTITY: BCRTFLMAOSO  
 ENT CUT: 05/14/89 ENT TERM: 01/01/50

LSOF SYSTEM  
 GRAPHIC PART B VERSION 1.00  
 DATABASE: LIVE

DATE: 01/14/92  
 TIME: 19:01:07  
 CHART NO.: 18.2  
 EQ TYPE: EWSO

JOB/ROJ/AT	PEA6759	PEA5461	BCRTMA4
EVENT-NUM	EVT1	EVT1	EVT1
EVENT-DATE	10/15/93	10/07/94	11/01/96
ROYSD/TDATE	10/15/93	10/07/94	11/01/96
REQSO	10/10/93	10/07/94	11/01/96
CAP EXH.	##/##/##	##/##/##	##/##/##
SHIP DATE	07/17/93	06/24/94	07/19/96
JOB DESC.	GEN	GA	GA
NAL TRANS			
TRANS ENT			
LSE1	NTW	NTW	NTW
NAL CAP SE	80000	30800	6000
TC	80000	10000	5000
LNS	67400	4900	7100
NOS	79400	8500	87900
ML	67400	4900	7100
CNTRX CAP	0		
INST. NOS	110000	10000	
UAV ASSGN	16600	16600	120000
%FNOS	85.00	85.00	85.00
INST. LNS	85348	11040	11520
UAV ASSGN	1519	96388	107908
%TOTAL FILL	80.37	76.23	74.58
LNCAP IN LNS	67400	4900	7100
SIZING DATE		03/05/91	
NDO DUE	12/19/92	05/08/93	06/03/95
TELCO DUE	02/27/93	05/22/93	06/17/95
TURNOVER	10/10/93	10/07/94	11/01/96
GENERIC SVC			
GENERIC	11.0	12.0	12.0
CONC RATIO			
ENG LSF			
ENG CCS/NAL	3.04	3.06	3.06
DESIGN BS			
MRAJ	0.00	24.84	0.00
PROCESSOR	120000	40000	160000
CAP TRUNK	370	370	20
OGTL TK UNIT		2	0
LLN/LI/SM/NM	172	7	19
LSR/LTS/##/##	108	23	28
LSH/##/##/L32	14	14	14
TSC/##/##/T55/NP	0	0	0
TLN/##/##/L64	0	1	-1
TOT FR/SHL	0	29	29
REUSE FR/SHL	0	0	0
GROSS ADDNS	100	1500	1500
EXT JOB DESC		ADD LNS	
%CTDIP	S.30	S.30	5.30

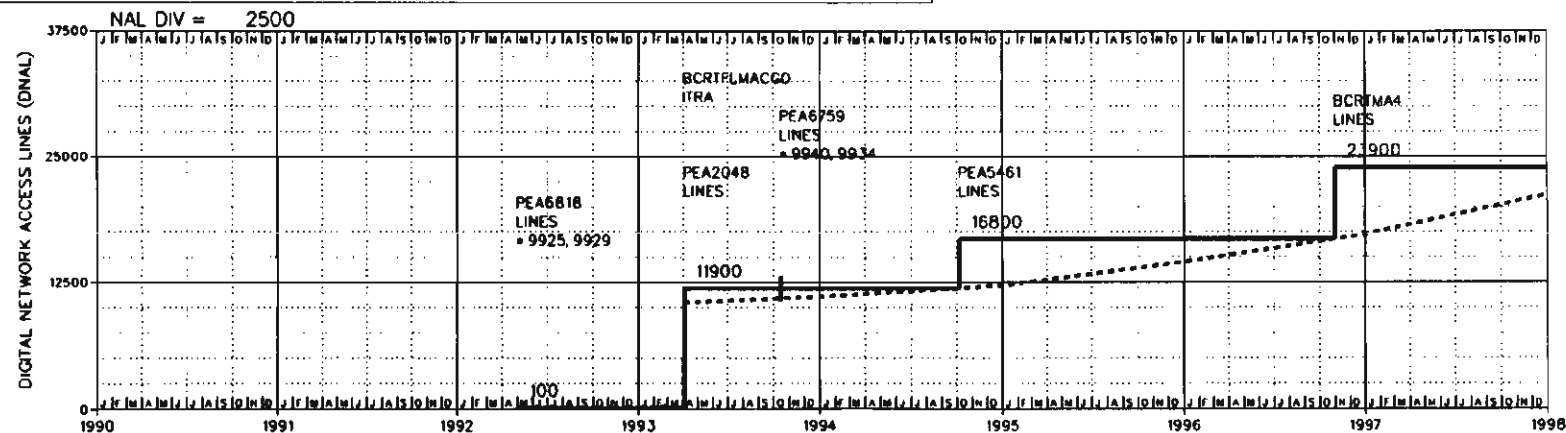
JOB CAT. G A A



NOTES:  
 2002 RACF  
 9921 RINGMASTER  
 9925 VMS  
 9926 CCS ACCESS CAPABILITY  
 9929 TOUCHSTAR PHASE I & II  
 9932 100% AMA RECORDING  
 9934 ADVANCED INTELLIGENT NTWK (AIM) - REL 0  
 9940 CALL FWD - DON'T - ANSWER AFTER CALL WAITING  
 2181 T'S FOR UMBILICALS = 40  
 2185 MAY 1991 NAL'S = 1391

YEAR	1990	1991	1992	1993	1994	1995	1996	1997	1998
NAL	2491 (A)	1582 (A)	1378 (F)	3938 (F)	5444 (F)	55488 (F)	55488 (F)	55379 (F)	54292 (F)
ANLG LNS	2491	1582	1378	4000	65468	67638	69983	72628	75473
CCS/NAL	1.95	2.20	2.45	3.03	3.04	3.05	3.06	3.06	0.00
CCS ACTUAL	A								
NAL/LN RATIO	1.00000	1.00000	1.00000	0.98450	0.83115	0.82037	0.79288	0.76250	0.71936

REASON FOR REISSUE:  
 2963 838 S DIXIE HWY  
 BOCA RATON



DATE OF ISSUE: 01/14/92  
 EXCHANGE: BOCA RATON  
 DATABASE: LIVE  
 EQ TYPE: EWSD

ANALOG  
 BUILDING SWITCH HOST BOCA RATON MAIN  
 FCST DATE 06/15/91  
 LATEST ANAL 1162  
 CONTACT D.COX  
 CONTACT NO. JDCORDES  
 EQUIP ENGR JLT

YEAR	1990	1991	1992	1993	1994	1995	1996	1997	1998
NAL	0 (A)	0 (A)	0 (F)	62 (F)	11054 (F)	12150 (F)	14495 (F)	17249 (F)	21181 (F)
DIGI CCS/NAL	0.00	0.00	0.00	3.03	3.04	3.05	3.06	3.06	0.00
CCS ACTUAL									
SLC SYS	0	0	3	226	246	306	366	426	
URBAN SYS	0	0							
NAL/LN RATIO									

DIGITAL  
 DLFCST DATE 06/17/91  
 LATEST DNAL -9998998  
 LATEST SLC -9998998  
 LATEST URBN -9998998  
 LATEST D112 -9998998

ENTITY: BCR7FLMADSO  
 CHART: 18.2

REPORT: PART B

PAGE: 1 OF 2

BUILDING: 8DCA RATON MAIN

ENT CUT: 05/14/89

ENTITY: 8CRTFLMADSO

ENT TERM: 01/01/50

LSDF SYSTEM  
DIGITAL PART B VERSION 1.00  
DATABASE: LIVE

DATE: 01/14/92

TIME: 19:01:07

CHART NO.: 18.2

EQ TYPE: EWSD

JOB/ROJ/AT PEA2230  
EVENT-NUM EVT1  
EVENT-DATE 01/26/90  
RDYSO/TDATE 01/26/90  
REQSO 01/26/90

PEA0473  
EVT1  
10/22/90  
10/22/90  
10/22/90

PEA3532  
EVT1  
10/14/91  
10/14/91  
10/14/91

PEA6818  
EVT1  
05/02/92  
05/02/92  
05/02/92

1989AT2  
04/03/93  
04/03/93  
\*\*/\*\*/\*\*

PEA2048  
EVT1  
04/04/93  
04/04/93  
04/04/93

CAP EXH. \*\*/\*\*/\*\*  
SHIP DATE 07/23/89  
JOB DESC. M15C  
TRANS ENT

\*\*/\*\*/\*\*  
08/11/90  
GENERIC

\*\*/\*\*/\*\*  
01/05/91  
GENERIC

\*\*/\*\*/\*\*  
02/09/92  
GA

\*\*/\*\*/\*\*  
\*\*/\*\*/\*\*  
ITRA  
8CRTFLMACGO

\*\*/\*\*/\*\*  
07/31/92  
REPL

ANALOG SECTION -----

NAL TRANS						49900		
NAL CAP TC	5100	5100	5100	5100	5100		54900	60000
LNS	4200	4200	4200	200	4400		51100	55500
ML	4200	4200	4200	200	4400		51100	55500
LINE UNITS	14	14	14		14		-14	0
INST. LNS	4680	4680	4680	256	4936		56892	61828
URV ASSGN	70	70	70	4	74		1253	1327
%FILL	91.10	91.10	91.10	90.50			91.70	
ALNCAP LNS	4200	4200	4200	200	4400		51100	55500
AENG CCS NAL	3.30	3.30	3.30	3.06			3.04	
ANLG DEF LNS								0
ISON CAP TC	68	68	68		68		182	250
ISON CAP LNS	68	68	68		68		182	250
ISON CAP ML	68	68	68		68		182	250
ISON LN MOO	1	1	1		1		1	2
ISON INS LNS	68	68	68		68		182	250
ISON URV LNS	0	0	0		0			0
ISON %FILL	100.00	100.00	100.00	100.00			100.00	
ISON ENG CCS	40.00	40.00	40.00	40.00			20.00	

DIGITAL SECTION -----

NAL TRANS						10100		
NAL CAP TC	0	0	0	800	800		19200	20000
LNS	0	0	0	100	100		11800	11900
ML	0	0	0	100	100		11800	11900
LINE UNITS	0	0	0		1		48	49
INST. LNS	0	0	0	480	480		23040	23520
URV ASSGN	0	0	0	192	192			192
%FILL				34.70			51.00	
DLNCAP LNS	0	0	0	100	100		11800	11900
DENG CCS NAL				3.06			3.04	
CAP SLC SYS				3	3		240	243
ENG SLC MD 1				2	2			
ENG SLC MD2				1	1			
DEF SLC SYS								
CAP URBN SYS								
DEF URBN SYS								
CAP DMS112								
SLC DLU								
URBAN DLU								

REPORT: PARTB

PAGE: 2 OF 2

BUILDING: BOCA RATON MAIN

ENT CUT: 05/14/89

ENTITY: BCRTFLMADSO

ENT TERM: 01/01/50

LSDF SYSTEM  
DIGITAL PART B VERSION 1.00  
DATABASE: LIVE

DATE: 01/14/92

TIME: 19:01:07

CHART NO.: 1B.2

EO TYPE: EWSO

JOB/ADJ/AT	PEA6759	PEA5461	BCRTMA4
EVENT-NUM	EVT1	EVT1	EVT1
EVENT-DATE	10/15/93	10/07/94	11/01/96
RDYSD/TOATE	10/15/93	10/07/94	11/01/96
REQSO	10/10/93	10/07/94	11/01/96
CAP EXH.	■/■/■/■	■/■/■/■	■/■/■/■
SHIP DATE	07/17/93	06/24/94	07/19/96
JOB DESC.	GEN	GA	GA
TRANS ENT			

ANALOG SECTION -----

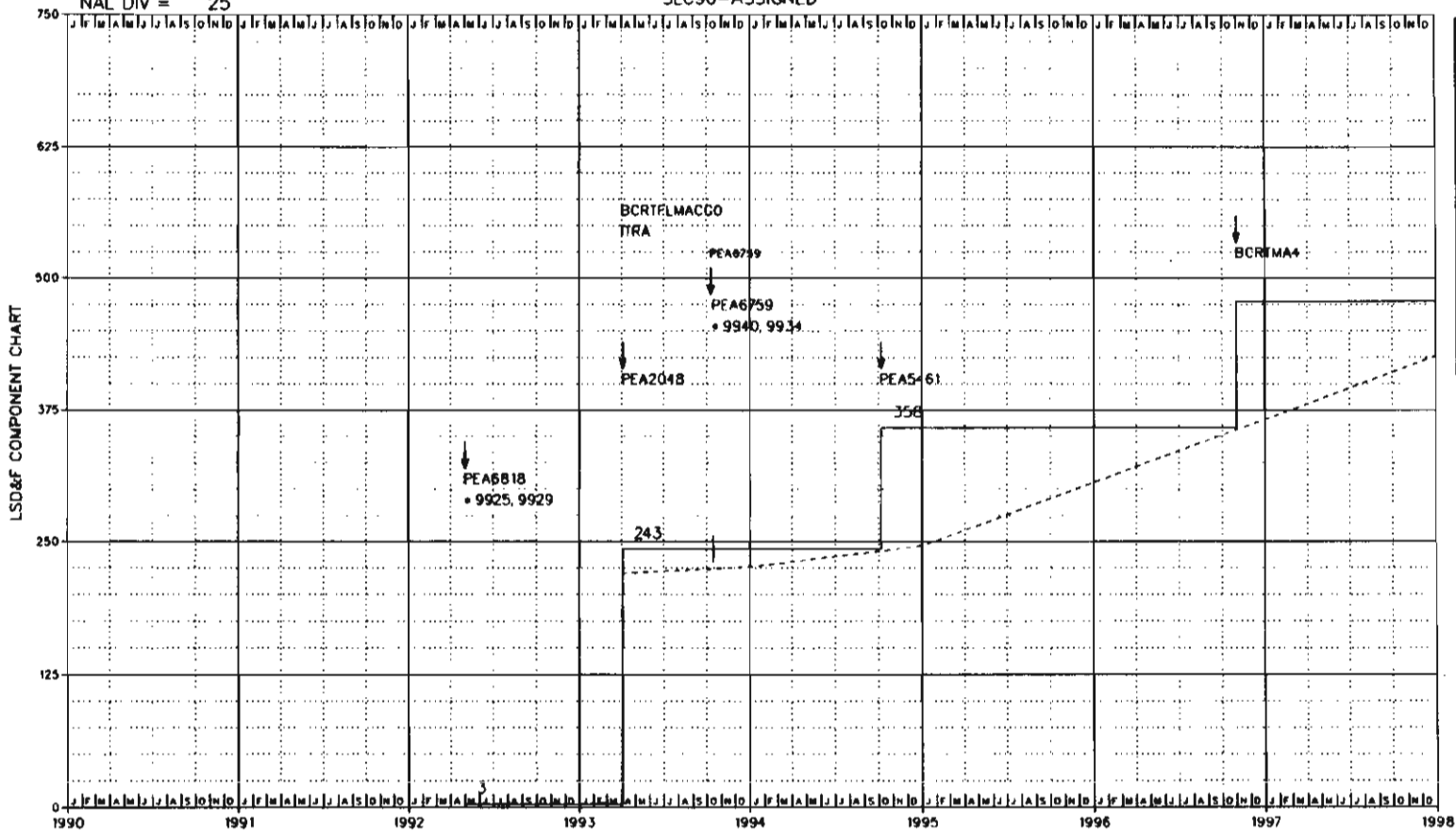
NAL TRANS				
NAL CAP TC	60000	60000	60000	60000
LNS	55500	55500	55500	55500
ML	55500	55500	55500	55500
LINE UNITS				
INST. LNS	61828	61828	61828	61828
URV ASSGN	1327	1327	1327	1327
%FILL	91.70	91.70	91.70	91.70
ALNCAP LNS	55500	55500	55500	55500
AENG CCS NAL	3.04	3.06	3.06	3.06
ANLG DEF LNS	0			
ISDN CAP TC	250	50	300	300
ISDN CAP LNS	250	50	300	300
ISDN CAP ML	250	50	300	300
ISDN LN MOD	2	-1	1	1
ISDN INS LNS	250	50	300	300
ISDN URV LNS	0	0	0	0
ISDN %FILL	100.00	100.00	100.00	100.00
ISDN ENG CCS	20.00	20.00	20.00	20.00

DIGITAL SECTION -----

NAL TRANS				
NAL CAP TC	20000	10000	30000	5000
LNS	11900	4900	16800	7100
ML	11900	4900	16800	7100
LINE UNITS				
INST. LNS	49	72	96	96
URV ASSGN	23520	11040	34560	11520
%FILL	192	192	192	192
OLNCAP LNS	51.00	49.00	52.00	52.00
OENG CCS NAL	11900	4900	16800	7100
CAP SLC SYS	3.04	3.06	3.06	3.06
ENG SLC MO 1	243	115	358	120
ENG SLC MO2				
DEF SLC SYS				
CAP URBN SYS				
DEF URBN SYS				
CAP DMS112				
SLC DLU				
URBAN DLU				

NAL DIV = 25

SLC96-ASSIGNED



NOTES:  
 9925 VMS  
 9929 TOUCHSTAR PHASE I & II  
 9934 ADVANCED INTELLIGENT  
 NTWK (AIN) - REL. 0  
 9940 CALL FWD-DONT-ANSWER  
 AFTER CALL WAITING  
 2181 TH'S FOR UMBILICALS = 40  
 2185 MAY 1991 NAL'S = 1391

REASON FOR REISSUE:  
 2963 838 S DIXIE HWY  
 BOCA RATON

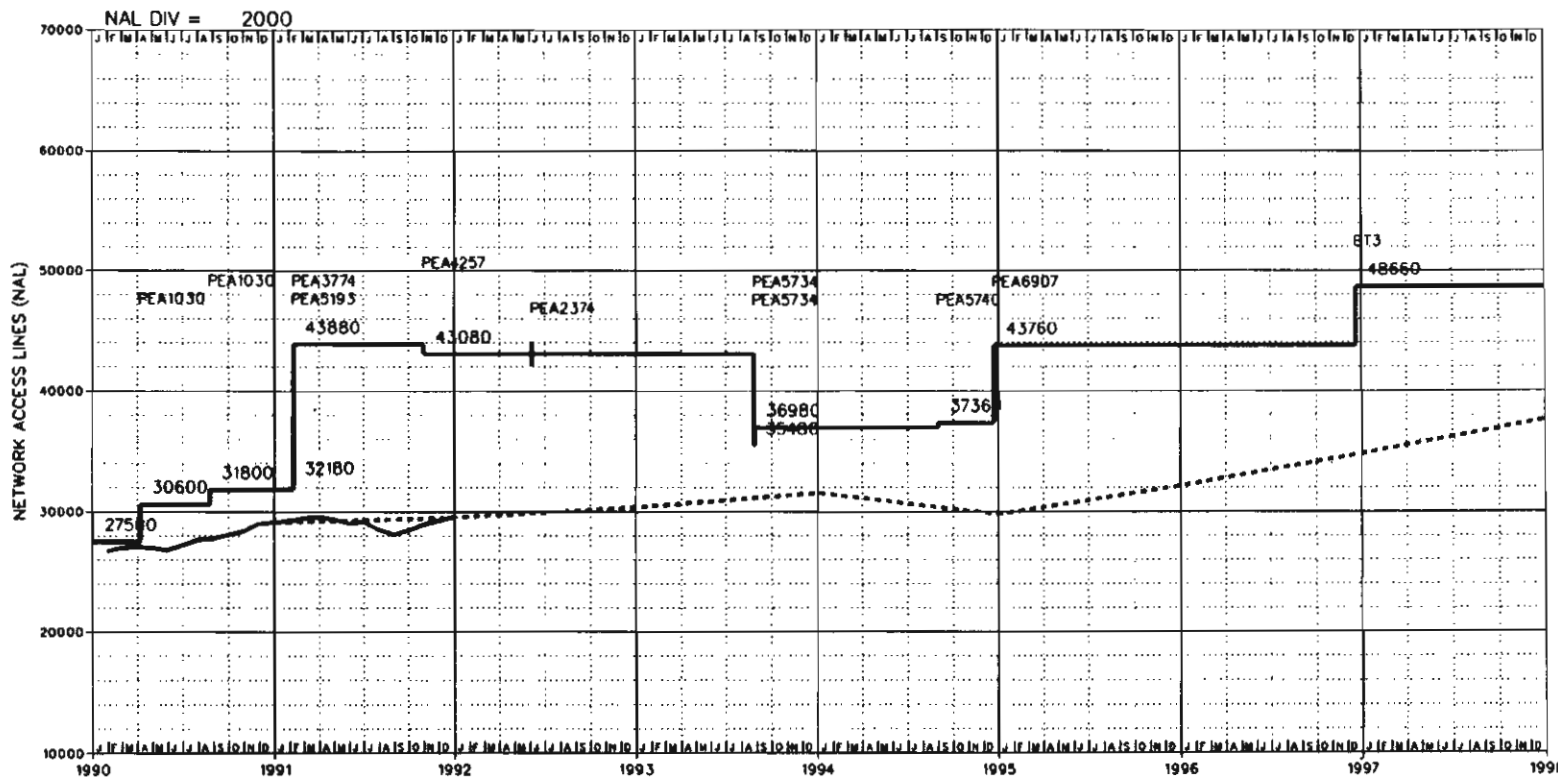
DATE OF ISSUE: 01/14/92  
 EXCHANGE: BOCA RATON  
 DATABASE: LIVE  
 EQ TYPE: EWSD  
 NXX: 338F 347 367F 368F 391F  
 392F 393F 394F 395F

BUILDING: BCRFLMA STATE: FL  
 LATA: SDCT/460  
 CDMPANY: SBEL AREA: SBFX  
 DIVISION: SOUT DISTRICT: NOBR  
 EXHAUST: 12/31/99  
 CONTACT: D.COX  
 NUMBER: JOCORDES

YEAR	1990	1991	1992	1993	1994	1995	1996	1997
DEMAND/GAIN				3 (F) 223	226 (F) 20	246 (F) 60	306 (F) 60	366 (F) 60
SLC MODE 1C				2				
SLC MODE 1F				1				
SLC MODE 2C								
SLC MODE 2F								

ENTITY: BCRFLMADSO CHART: 18.2





NOTES:

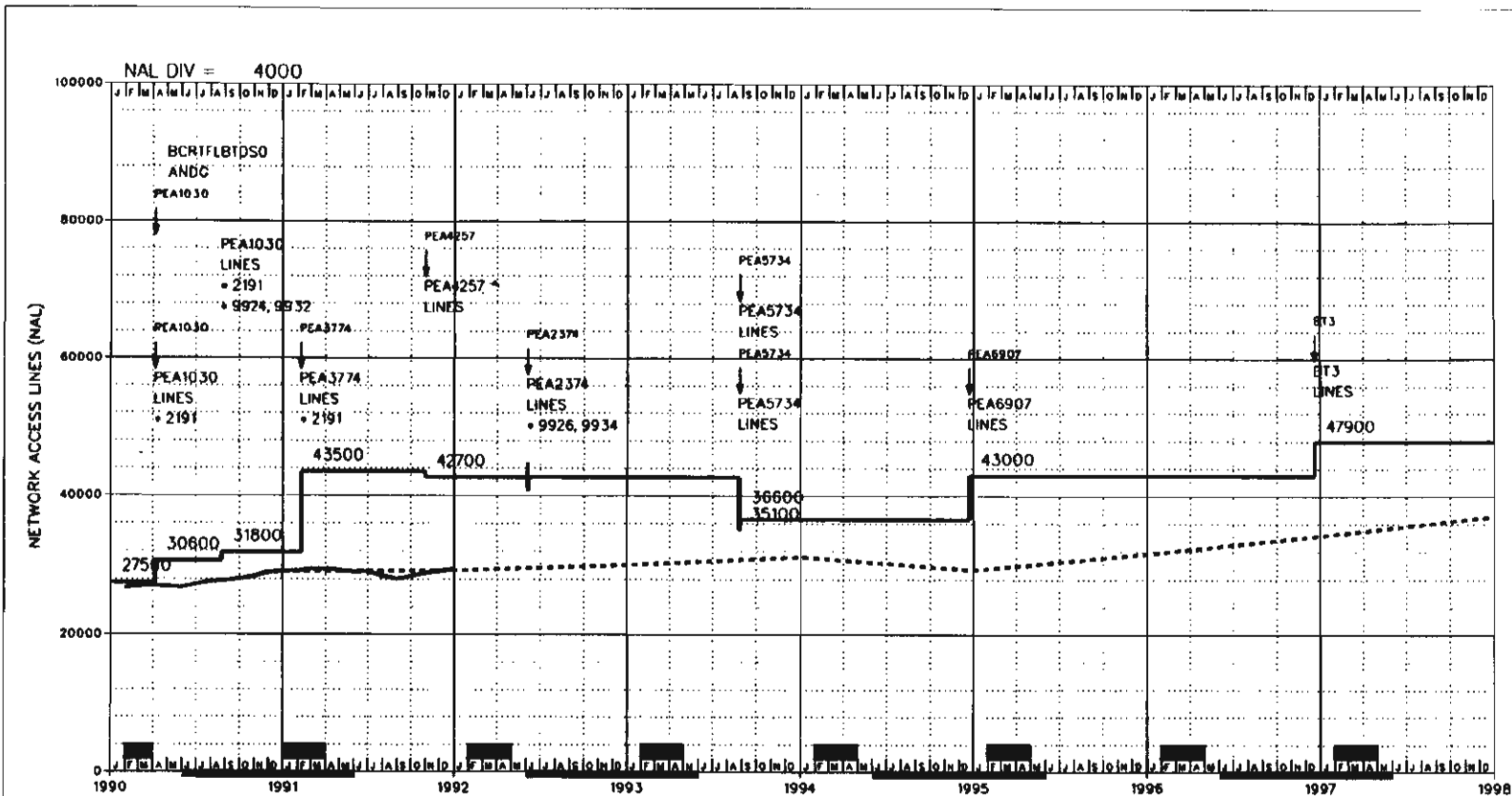
REASON FOR REISSUE:

DATE OF ISSUE: 01/14/92  
 EXCHANGE: BOCA RATON  
 DATABASE: LIVE

BUILDING: BCRTFLBT STATE: FL  
 LATA: SOET/460  
 COMPANY: SBEL AREA: SBFX  
 DIVISION: SOUT DISTRICT NORR  
 EXHAUST: 12/31/99

YEAR	1990		1991		1992		1993		1994		1995		1996		1997	
NAL/GAIN	26671	2433	29104	401	29505	850	30355	1175	31530	-1750	29780	2325	32105	2675	34780	2870
NAL/LN RATIO																

BUILDING: BCRTFLBT  
 CHART: 19.0



NOTES:  
 2191 LCM'S ADDED FOR CALLER ID & P-PHONES  
 9924 TOUCHSTAR PHASE II  
 9926 CCS ACCESS CAPABILITY  
 9932 100% AMA RECORDING  
 9934 ADVANCED INTELLIGENT NTWK (AIN) - REL. 0  
 2034 NPA 407 EFFECTIVE 04/16/88  
 2193 ENTITY HAS 46 LM'S

REASON FOR REISSUE:  
 2965 5140 CONGRESS AVENUE BOCA RATON

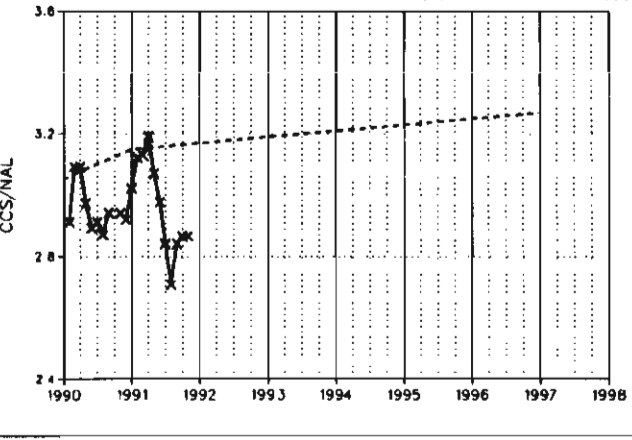
DATE OF ISSUE: 01/14/92  
 EXCHANGE: BOCA RATON  
 DATABASE: LIVE  
 EO TYPE: D100  
 NXX:  
 241 378 443 457 982 989S  
 994 997 998

BUILDING: BCR1FLBT STATE: FL  
 LATA: SOET/460  
 COMPANY: SBEL AREA: SBFX  
 DIVISION: SOUT DISTRICT: NOBR  
 EXHAUST: 12/31/99  
 CONTACT: D.COX  
 NUMBER SHPICKETT  
 EO ENGINEER GTC

E. A. DATE 06/24/85  
 DIR CLOSE 12/11/92  
 DIR DELIVER 03/11/93  
 NAL FCST 06/15/91  
 CCS FCST 08/15/91  
 ENTITY CUT 04/29/84  
 ENTITY TERM 01/01/50  
 LATEST NAL 29480  
 SWITCH HOST

ENTITY: BCR1FLBTD50 CHART: 19.1

YEAR	1990	1991	1992	1993	1994	1995	1996	1997	1998
NAL	26671 (A)	29104 (A)	29255 (F)	30055 (F)	31180 (F)	29380 (F)	31655 (F)	34280 (F)	37100 (F)
LINES	26671	29104	29255	30055	31180	29380	31655	34280	37100
CCS/NAL	3.05	3.15	3.17	3.19	3.21	3.23	3.25	3.27	0.00
CCS STATUS	A	A							
NAL/LN RATIO	1.00000	1.00000	1.00000	1.00000	1.00000	1.00000	1.00000	1.00000	1.00000
SVC.	1990			1991			1992		
DTS	0.02 0.03 0.04 0.05 0.06 0.07 0.08 0.09 0.10 0.11 0.12 0.13 0.14 0.15 0.16 0.17 0.18 0.19 0.20 0.21 0.22 0.23 0.24 0.25 0.26 0.27 0.28 0.29 0.30 0.31 0.32 0.33 0.34 0.35 0.36 0.37 0.38 0.39 0.40 0.41 0.42 0.43 0.44 0.45 0.46 0.47 0.48 0.49 0.50								
IML									
%IFFM									
JOBNUM	PEA1030	PEA1030	PEA3774	PEA4257	PEA2374	PEA5734	PEA5734	PEA6907	
RDYSD	04/06/90	08/24/90	02/08/91	11/01/91	06/05/92	08/26/93	08/27/93	12/23/94	
REQSD	04/06/90	04/06/90	02/08/91	11/01/91	06/05/92	08/27/93	08/27/93	12/23/94	
SHIP	12/15/89	12/15/89	09/07/90	03/03/91	03/06/92	05/28/93	05/28/93	09/01/94	



REPORT: PARTB  
 PAGE: 1 OF 2  
 BUILDING: BCR BOCA TEECA  
 ENT CUT: 04/29/84

ENTITY: BCRFLBTOSO  
 ENT TERM: 01/01/50

LSOF SYSTEM  
 GRAPHIC PART B VERSION 1.00  
 DATABASE: LIVE

DATE: 01/14/92  
 TIME: 19:01:07  
 CHART NO.: 19.1  
 EO TYPE: 0100

JOB/ADJ/AT	PEA1030	1990AT1	PEA1030	PEA3774	PEA4257	PEA2374
EVENT-NUM	EVT1		EVT2	EVT1	EVT1	EVT1
EVENT-DATE	04/06/90	05/04/90	08/24/90	02/08/91	11/01/91	06/05/92
ROYSO/TOATE	08/24/90	05/04/90	08/24/90	02/08/91	11/01/91	06/05/92
REQSO	04/06/90	###/###/###	04/06/90	02/08/91	11/01/91	06/05/92
CAP EXH.	###/###/###	###/###/###	###/###/###	###/###/###	###/###/###	###/###/###
SHIP DATE	12/15/89	###/###/###	12/15/89	09/07/90	05/03/91	03/06/92
JOB DESC.	GA	ANOG	GA	GA	GA	TKS
NAL TRANS		BCRFLBTOSO				
TRANS ENT						
LSEI	OR		OR	OR	OR	OR
NAL CAP SE	28100 59500		8900 68400			
TC	13200 71100		2600 73700	36300 110000	68400 110000	-13400 55000
LNS	3100 30600		1200 31800	11700 43500	-800 42700	-1200 108800
NOS	-5100 45900			45900 45900	45900 45900	7700 53600
ML	3100 30600		1200 31800	11700 43500	-800 42700	42700 42700
CNTRX CAP						500 15500
INST. NOS	10000 70000				15000 15000	10000 80000
UAV ASSGN	16000 16000				70000 70000	1000 17000
%FNOS	85.00		85.00	85.00	85.00	85.00
INST. LNS	7232 37952		2560 40512	18880 59392	1280 60672	60672 60672
UAV ASSGN	-445 1104		1318 2422	1415 3837	2158 5995	5995 5995
%TOTAL FILL	83.06		83.44	78.32	78.11	78.11
LNCAP IN LNS	3100 30600		1200 31800	11700 43500	-800 42700	42700 42700
SIZING DATE	05/01/89		05/01/89			04/18/91
NOO DUE	04/29/89		04/29/89	02/24/90	12/08/90	09/28/91
TELCO DUE	09/15/89		09/15/89	05/11/90	01/11/91	12/06/91
TURNOVER	08/05/90		08/24/90	02/08/91	11/01/91	06/05/92
GENERIC SVC					10/25/91	03/13/92
GENERIC	BCS-30		BCS-31	BCS-31	BCS-32	BCS-33
CONC RATIO	4		4	4	4	4
ENG LSF						
ENG CCS/NAL	2.94		2.94	3.09	3.09	3.19
DESIGN 85						
MRAJ	0.00		5.52	8.74	21.85	11.96
PROCESSOR	100000		-31600 68400	68400 68400	68400 68400	31600 100000
CAP TRUNK	200		200	20 220	220 220	20 240
OCTL TK UNIT	1					1
LLN/LT/SM/NM	1		8	2	10	10
LSR/LTS/###	0		0	0	0	0
LSH/###/L32	920		920	920	920	920
TSC/###/ISS/NP	86		493	95	588	44
ILN/###/L64	37		40	40	120	-20
TOT FR/SHL	0		12	14	1	0
REUSE FR/SHL	0		0	0	0	0
GROSS ADONS	0		1502	1686	235	150
EXT JOB OESC						
%CTOIP	2.00		2.00	2.00	2.00	2.00

JOB CAT. A

A

A

A

T

REPORT: PART B

PAGE: 2 OF 2

BUILDING: BCRT BOCA TEECA  
ENT CUT: 04/29/84

ENTITY: BCRTFLBTOSO  
ENT TERM: 01/01/50

LSOF SYSTEM  
GRAPHIC PART B VERSION 1.00  
DATABASE: LIVE

DATE: 01/14/92  
TIME: 19:01:07  
CHART NO.: 19.1  
EQ TYPE: 0100

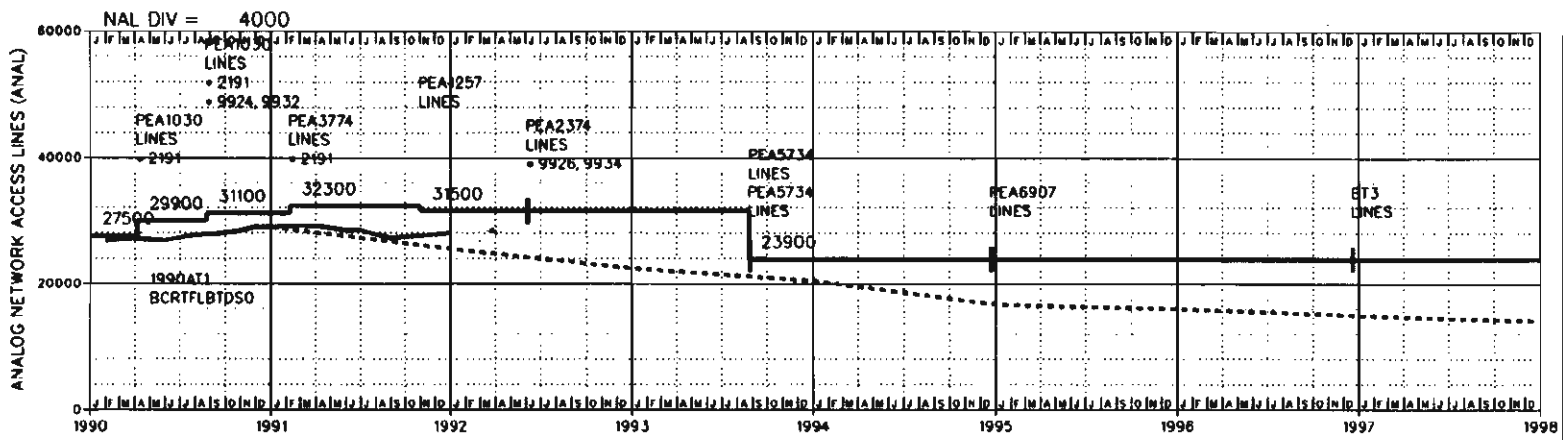
JOB/ADJ/AT	PEA5734	PEA5734	PEA6907	BT3
EVENT-NUM	EVT1	EVT2	EVT1	EVT1
EVENT-DATE	08/26/93	08/27/93	12/23/94	12/20/96
ROYSD/TORTE	08/27/93	08/27/93	12/23/94	12/20/96
REQSD	08/27/93	08/27/93	12/23/94	12/20/96
CAP EXH.	■/■/■	■/■/■	■/■/■	■/■/■
SHIP DATE	05/28/93	05/28/93	09/01/94	08/30/96
JOB OESC.	OISP	GA	GA	GA
NAL TRANS				
TRANS ENT				
LSEI	OR	OR	OR	OR
NAL CAP SE				
TC	-15200 93600	11100 104700	10000 65000	19600 134000
LNS	-7600 35100	1500 36600	9700 114400	4900 47900
N05			6400 43000	4900 47900
ML	-7600 35100	1500 36600	10200 63800	4900 47900
CNTRX CAP	15500	15500	6400 43000	4900 47900
INST. NOS	80000	80000	500 16000	16000
UAV ASSGN	17000	17000	80000	80000
%FNDS	85.00	85.00	-12000 5000	5000
INST. LNS	-10240 50432	2304 52736	85.00	85.00
UAV ASSGN	-2293 3702	-528 3174	10944 63680	11328 75008
%TOTAL FILL	75.11	73.79	3174	528 3702
LNCAP IN LNS	-7600 35100	1500 36600	71.02	67.15
SIZING DATE	02/15/91		6400 43000	4900 47900
NOD DUE	09/19/92	09/19/92	02/22/91	
TELCO DUE	01/15/93	01/15/93	12/25/93	12/23/95
TURNVER	08/27/93	08/27/93	04/22/94	04/19/96
GENERIC SVC			12/23/94	12/20/96
GENERIC	BCS-35	BCS-35		
CONC RATIO	4	4	BCS-35	BCS-35
ENG LSF			4	4
ENG CCS/NAL	3.13	3.13	3.17	3.21
DESIGN BS				
MRAJ	0.03	15.87	23.92	0.00
PROCESSOR				
CAP TRUNK	20 100000	260 100000	100000	20 100000
OGTL TK UNIT				
LLN/LT/SM/NM	2 12	12	1	1
LSR/LTS/■/■			2	14
LSH/■/■/L32	-280 640	640	0	0
TSC/■/TSS/NP	118 750	750	640	640
TLN/■/■/L64		120	110 860	860
TOT FR/SHL	0	12	120	120
REUSE FR/SHL	0	0		13
GROSS ROOMS	0	1340		0
EXT JOB OESC			1400	1400
%CTOIP	2.00	2.00	GROWTH	2.00

JOB CAT. D

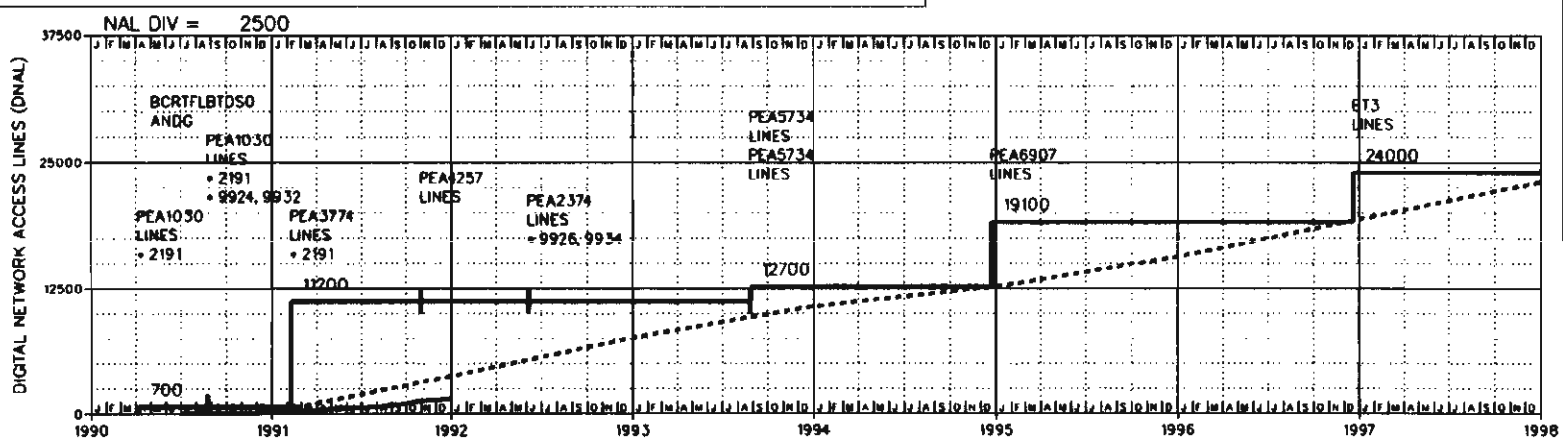
A

A

A



YEAR	1990	1991	1992	1993	1994	1995	1996	1997	1998
NAL	26671 (A)	28927 (A)	25514 (F)	22447 (F)	20480 (F)	16695 (F)	15979 (F)	14911 (F)	14038 (F)
ANLG LNS	26671	28927	29255	30055	31180	29380	31655	34280	37100
CCS/NAL	3.05	3.15	3.17	3.19	3.21	3.23	3.25	3.27	0.00
ACCS ACTUAL	A	A							
NAL/LN RATIO	1.00000	1.00000	0.87212	0.74686	0.65683	0.56824	0.50479	0.43498	0.37836



YEAR	1990	1991	1992	1993	1994	1995	1996	1997	1998
NAL	0	(A) 177 (A)	3741 (F)	7608 (F)	10700 (F)	12685 (F)	15676 (F)	19369 (F)	23062 (F)
DNAL	0	177	3741	7608	10700	12685	15676	19369	23062
CCS/NAL	0.00	3.15	3.17	3.19	3.21	3.23	3.25	3.27	0.00
ACCS ACTUAL	A	A							
SLC SYS	0	8	76	120	153	168	206	238	
URBAN SYS	0	1	7	9	11	16	20	24	
NAL/LN RATIO		1.00000							

NOTES:  
 2191 LCM'S ADDED FOR CALLER ID & P-PHONES  
 9924 TOUCHSTAR PHASE II  
 9926 CCS ACCESS CAPABILITY  
 9932 100% AMA RECORDING  
 9934 ADVANCED INTELLIGENT NTWK (AIN) - REL. 0  
 2034 NPA 407 EFFECTIVE 04/16/88  
 2193 ENTITY HAS 46 LM'S

REASON FOR REISSUE:  
 2965 5140 CONGRESS AVENUE BOCA RATON

DATE OF ISSUE: 01/14/92  
 EXCHANGE: BOCA RATON  
 DATABASE: LIVE  
 EQ TYPE: D100  
 ANALOG

BUILDING SWITCH HOST BCRFLBTD50  
 FCST DATE 06/15/91  
 LATEST ANAL 27992  
 CONTACT D.COX  
 CONTACT NO. SHPICKETT  
 EQUIP ENGR GTC  
 DIGITAL  
 DLFCST DATE 07/01/91  
 LATEST DNAL 1488  
 LATEST SLC 26  
 LATEST URBAN 5  
 LATEST D112 0

ENTITY: BCRFLBTD50  
 CHART: 19.1

REPORT: PARTB

PAGE: 1 OF 2

BUILDING: 8CRT BOCA TEECA

ENT CUT: 04/29/84

ENTITY: BCRTFLBTD50

ENT TERM: 01/01/50

LSOF SYSTEM  
DIGITAL PART 8 VERSION 1.00  
DATABASE: LIVE

DATE: 01/14/92

TIME: 19:01:07

CHART NO.: 19.1

EQ TYPE: 0100

JOB/ADJ/AT	PEA1030	1990ATI	PEA1030	PEA3774	PEA4257	PEA2374
EVENT-NUM	EVT1		EVT2	EVT1	EVT1	EVT1
EVENT-DATE	04/06/90	05/04/90	08/24/90	02/08/91	11/01/91	06/05/92
RDYSO/TOATE	08/24/90	05/04/90	08/24/90	02/08/91	11/01/91	06/05/92
REQSO	04/06/90	##/##/##	04/06/90	02/08/91	11/01/91	06/05/92
CAP EXH.	##/##/##	##/##/##	##/##/##	##/##/##	##/##/##	##/##/##
SHIP DATE	12/15/89	##/##/##	12/15/89	09/07/90	05/03/91	03/06/92
JOB QESC.	GA	ANDC	GA	GA	GA	TKS
TRANS ENT		BCRTFLBTD50				

ANALOG SECTION -----

NAL TRANS										
NAL CAP TC	58200	58200	-1	3200	61400	4200	65600	65600	100	65700
LNS	29900	29900		1200	31100	1200	32300	-800	31500	31500
ML	29900	29900		1200	31100	1200	32300	-800	31500	31500
LINE UNITS	50	50			54		58		60	60
INST. LNS	32000	32000		2560	34560	2560	37120	1280	38400	38400
URV ASSGN	480	480		1318	1798	1319	3117	2158	5275	5275
%FILL	94.90			94.90		95.00		95.10		95.10
ALNCAP LNS	29900	29900		1200	31100	1200	32300	-800	31500	31500
RENG CCS NAL	2.94			2.94		3.09		3.09		3.19
ANLG DEF LNS	-780	308		972	1280	1280	2560	2139	4699	4699
ISDN CAP TC	12	12			12	88	100		100	100
ISDN CAP LNS	12	12			12	88	100		100	100
ISDN CAP ML	12	12			12	88	100		100	100
ISDN LN MOD	1	1			1	1	1		1	1
ISDN INS LNS	480	480			480	480	480		480	480
ISDN URV LNS	468	468			468	380	380		380	380
ISDN %FILL	100.00			100.00		-88	100.00	100.00		100.00
ISDN ENG CCS	40.00			40.00		40.00		40.00		20.00

DIGITAL SECTION -----

NAL TRANS										
NAL CAP TC	12900	12900	1	-600	12300	32100	44400	44400	-1300	43100
LNS	700	700			700	10500	11200	11200		11200
ML	700	700			700	10500	11200	11200		11200
LINE UNITS	9	9			9	31	31	31		31
INST. LNS	5952	5952			5952	16320	22272	22272		22272
URV ASSGN	624	624			624	96	720	720		720
%FILL	13.00			13.00		52.00		52.00		52.00
OLNCAP LNS	700	700			700	10500	11200	11200		11200
RENG CCS NAL	2.94			2.94		3.09		3.09		3.19
CAP SLC SYS	39	39			39	103	142	142		142
ENG SLC MO 1										
ENG SLC MO2										
DEF SLC SYS										
CAP URBAN SYS	3	3			3	12	15	15		15
DEF URBAN SYS										
CAP DHS112										
SLC DLV	8	8			8	19	27	27		27
URBAN OLU	1	1			1	3	4	4		4

REPORT: PART8

PAGE: 2 OF 2

BUILDING: BCRT BOCA TEECA

ENT CUT: 04/29/84

ENTITY: BCRTFLBTOSO

ENT TERM: 01/01/50

LSOF SYSTEM  
DIGITAL PART 8 VERSION 1.00  
DATABASE: LIVE

DATE: 01/14/92

TIME: 19:01:07

CHART NO.: 19.1

EO TYPE: D100

JOB/ADJ/AT	PEAS734	PEAS734	PEAS734	813
EVENT-NUM	EVT1	EVT2	EVT1	EVT1
EVENT-DATE	08/26/93	08/27/93	12/23/94	12/20/96
RDYSD/TDATE	08/27/93	08/27/93	12/23/94	12/20/96
REQSD	08/27/93	08/27/93	12/23/94	12/20/96
CAP EXH.	###/###/###	###/###/###	###/###/###	###/###/###
SHIP DATE	05/28/93	05/28/93	09/01/94	08/30/96
JOB DESC.	01SP	GA	GA	GA
TRANS ENT				

ANALOG SECTION -----

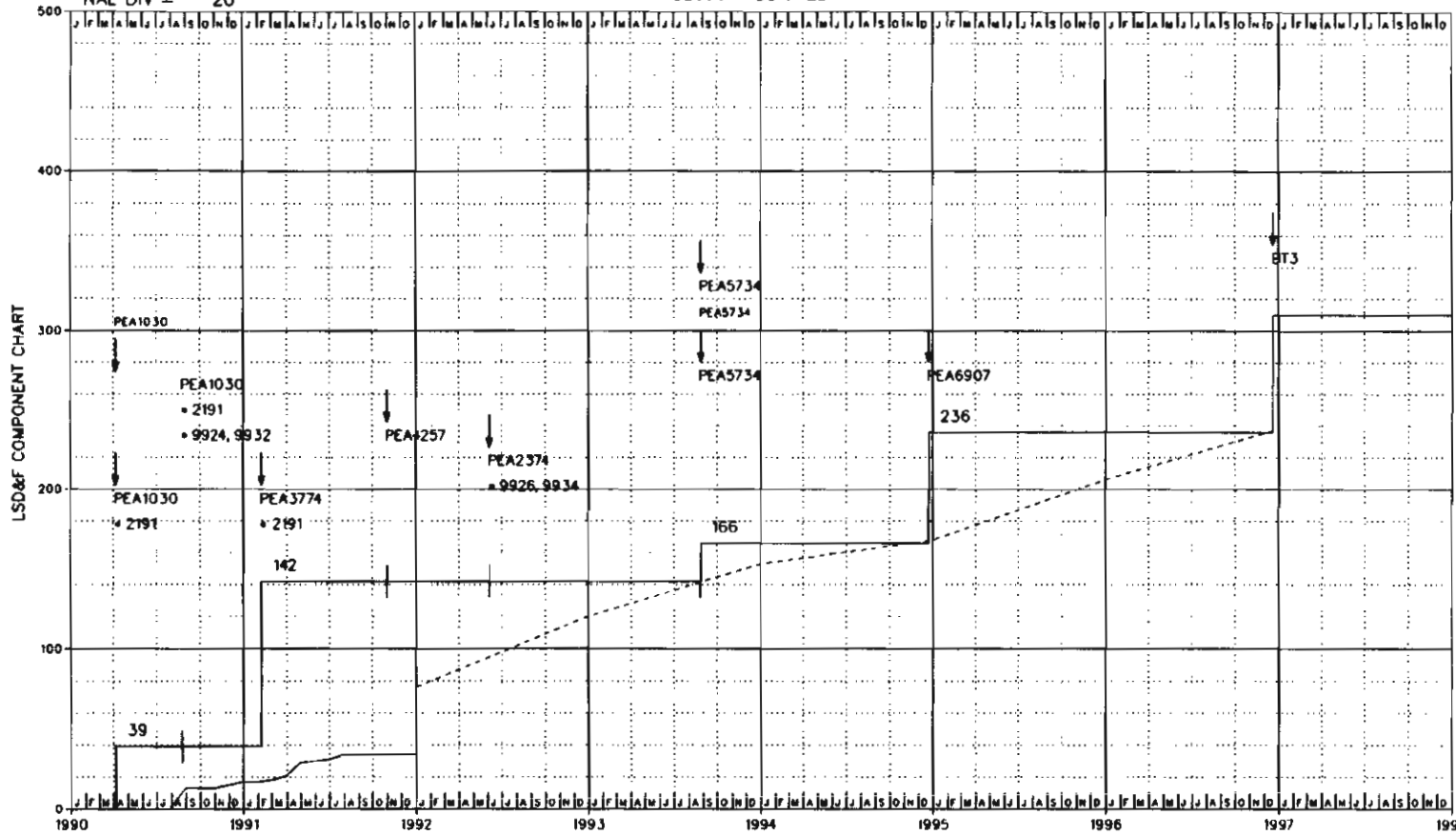
NAL TRANS					
NAL CAP TC	-16500	49200	49200	49200	49200
LNS	-7600	23900	23900	23900	23900
ML	-7600	23900	23900	23900	23900
LINE UNITS		44	44	44	44
INST. LNS	-10240	28160	28160	28160	28160
UAV ASSGN	-2293	2982	2982	2982	2982
ZFILL	94.90		94.90		94.90
ALNCAP LNS	-7600	23900	23900	23900	23900
AENG CCS NAL	3.13		3.17		3.21
ANLC DEF LNS	-2139	2560	2560	2560	2560
ISON CAP TC		100	1180	1280	640
ISON CAP LNS		100	1180	1280	640
ISON CAP ML		100	1180	1280	640
ISON LN MOD		1	3	4	2
ISON INS LNS		480	1440	1920	960
ISON UAV LNS		380	260	640	320
ISON ZFILL	100.00		100.00		100.00
ISON ENG CCS	20.00		20.00		20.00

DIGITAL SECTION -----

NAL TRANS								
NAL CAP TC	1300	44400	11100	55500	9700	65200	19600	84800
LNS		11200	1500	12700	6400	19100	4900	24000
ML		11200	1500	12700	6400	19100	4900	24000
LINE UNITS		31		37	14	51		84
INST. LNS		22272	2304	24576	10944	35520	11328	46848
UAV ASSGN		720	-528	192		192	528	720
ZFILL	52.00		52.00		54.00		52.00	
OLNCAP LNS		11200	1500	12700	6400	19100	4900	24000
UENG CCS NAL	3.13		3.13		3.17		3.21	
CAP SLC SYS		142	24	166	70	236	74	310
ENG SLC MD 1								
ENG SLC MD2								
DEF SLC SYS								
CAP URBN SYS	15		1	16	8	24	8	32
DEF URBN SYS								
CAP OMS112								
SLC OLU	27		6	33	12	45	14	59
URBAN OLU	4			4	2	6	2	8

NAL DIV = 20

SLC96-ASSIGNED



NOTES:  
 2191 LCM'S ADDED FOR CALLER ID & P- PHONES  
 9924 TOUCHSTAR PHASE II  
 9926 CCS ACCESS CAPABILITY  
 9932 100% AMA RECORDING  
 9934 ADVANCED INTELLIGENT NTWK (AIN) - REL 0  
 2034 NPA 407 EFFECTIVE 04/16/88  
 2193 ENTITY HAS 46 LM'S

REASON FOR REISSUE:  
 2965 5140 CONGRESS AVENUE  
 BOCA RATON

DATE OF ISSUE: 01/14/92  
 EXCHANGE: BOCA RATON  
 DATABASE: LIVE  
 EQ TYPE: D100  
 NXX 241 378 443 457 982  
 9895 994 997 998

BUILDING: BCRTFLBT STATE: FL  
 LATA: SOET/480  
 COMPANY: SBEL AREA: SBFX  
 DIVISION: SDUT DISTRICT: NORR  
 EXHAUST: 12/31/99  
 CONTACT: D.CDX  
 NUMBER: SHPICKETT

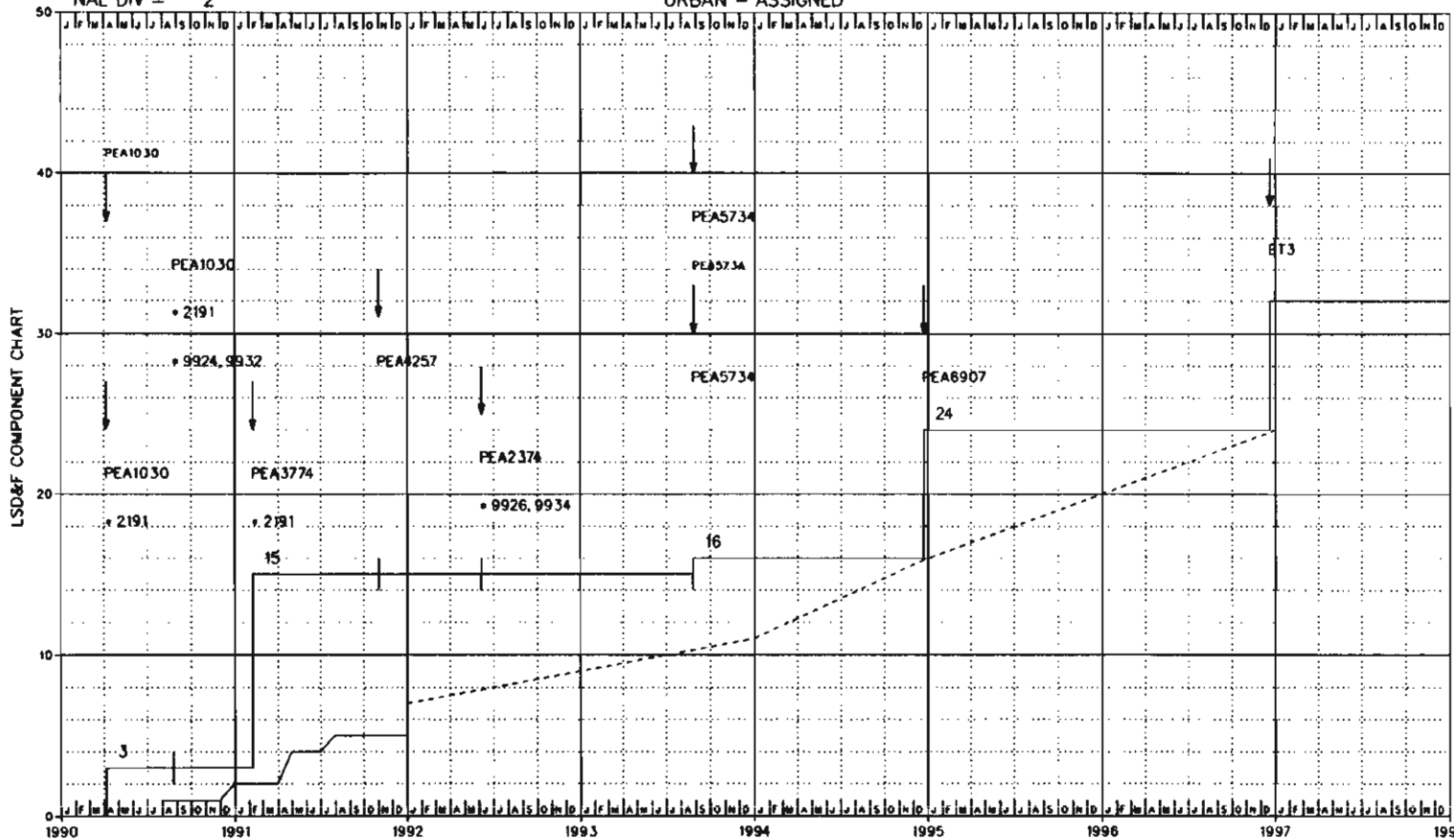
YEAR	1990	1991	1992	1993	1994	1995	1996	1997
DEMAND/GAIN		17 (A) 59	76 (F) 44	120 (F) 33	153 (F) 15	168 (F) 38	206 (F) 32	238 (F)
SLC MODE 1C								
SLC MODE 1F								
SLC MODE 2C								
SLC MODE 2F								

ENTITY: BCRTFLBTDSO CHART: 19.1



NAL DIV = 2

URBAN - ASSIGNED



NOTES:  
 2191 LCM'S ADDED FOR CALLER ID & P-PHONES  
 9924 TOUCHSTAR PHASE II  
 9926 CCS ACCESS CAPABILITY  
 9932 100% AMA RECORDING  
 9934 ADVANCED INTELLIGENT NTWK (AIN) - REL 0  
 2034 NPA 407 EFFECTIVE 04/16/88  
 2193 ENTITY HAS 46 LM'S

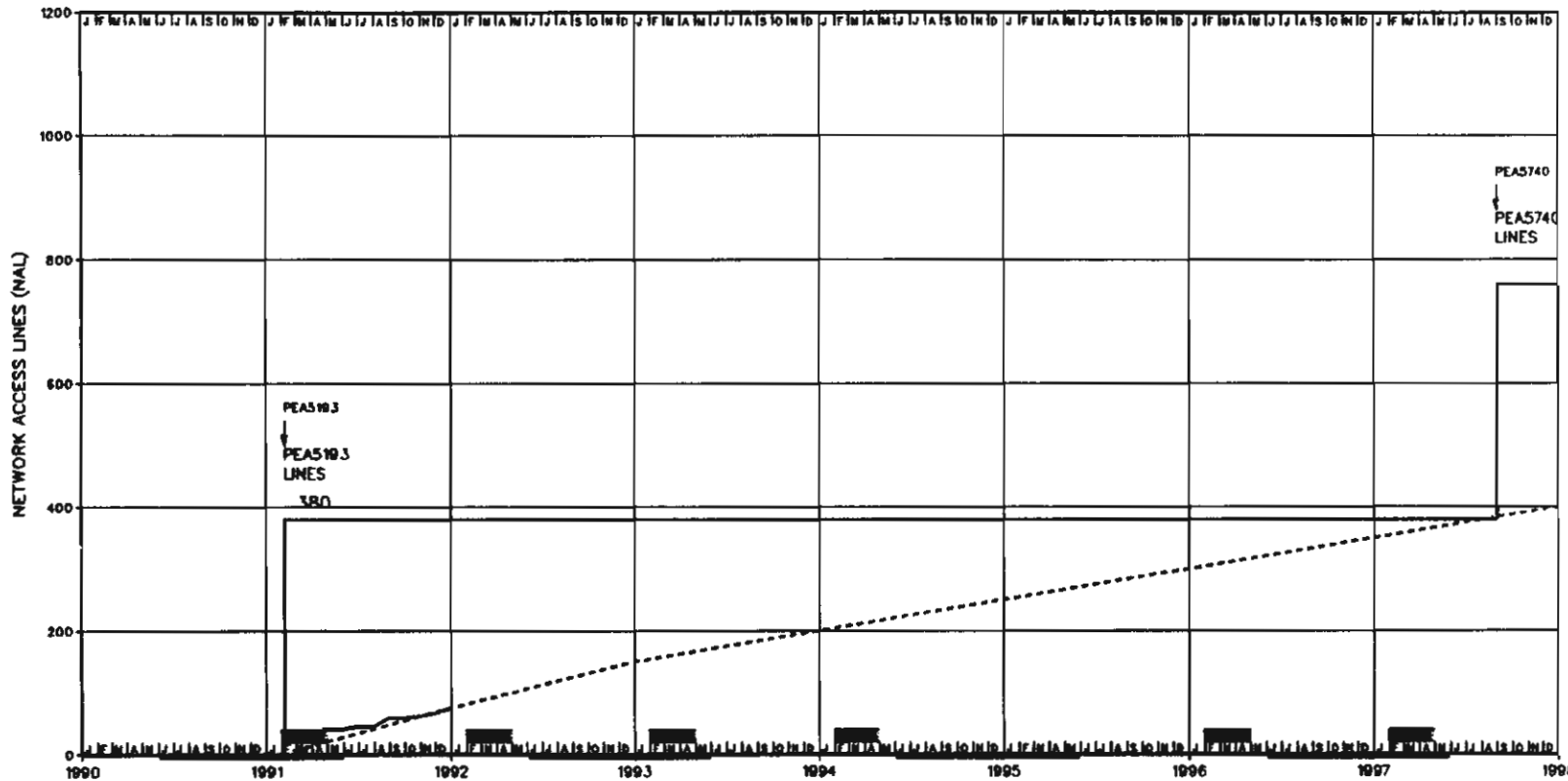
REASON FOR REISSUE:  
 2965 5140 CONGRESS AVENUE BOCA RATON

DATE OF ISSUE: 01/14/92  
 EXCHANGE: BOCA RATON  
 DATABASE: LIVE  
 EO TYPE: D100  
 NXX: 241 378 443 457 982  
 9895 994 997 998

BUILDING: BCR1FLB1 STATE: FL  
 LATA: SOET/480  
 COMPANY: SBEL AREA: SBFX  
 DIVISION: SOUT DISTRICT: NOBR  
 EXHAUST: 12/31/99  
 CONTACT: D COX  
 NUMBER: SHPICKETT

YEAR	1990	1991	1992	1993	1994	1995	1996	1997
DEMAND/GAIN		2 (A) 5	7 (F) 2	9 (F) 2	11 (F) 5	16 (F) 4	20 (F) 4	24 (F)

ENTITY: BCR1FLB1DSO CHART: 19.1



NOTES:  
2192 THIS ENT. IS A SIEMENS  
REMOTE LINE UNIT

REASON FOR REISSUE:  
2965 5140 CONGRESS AVENUE  
BOCA RATON

DATE OF ISSUE: 01/20/92  
EXCHANGE: BOCA RATON  
DATABASE: LIVE  
EQ TYPE: RLU  
NXX:  
955F

BUILDING: BCRTFLBT STATE: FL  
LATA: SOET/460  
COMPANY: SBEL AREA: SBFX  
DIVISION: SOUT DISTRICT: NOBR  
EXHAUST: 12/31/99  
CONTACT: D.COX  
NUMBER: JDCORDES  
EQ ENGINEER: JLT

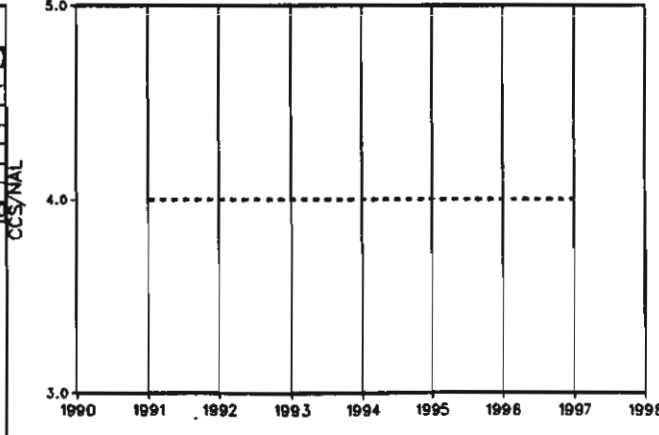
E. A. DATE: 12/22/90  
DIR CLOSE: 12/11/92  
DIR DELIVER: 03/11/93  
NAL FCST: 06/15/91  
CCS FCST: 08/15/91  
ENTITY CUT: 02/07/91  
ENTITY TERM: 01/01/99  
LATEST NAL: 75  
SWITCH HOST: BCRTFLMADSO  
ENTITY: CHART:  
BCRTFLBTRS1 19.2

YEAR	1990	1991	1992	1993	1994	1995	1996	1997	1998
IAL		0 (F)	75 (F)	150 (F)	200 (F)	250 (F)	300 (F)	350 (F)	400 (F)
INES		0	75	150	200	250	300	350	400
ICS/NAL		4.00	4.00	4.00	4.00	0.00	4.00	4.00	0.00
ICS STATUS									

IAL/LN RATIO	1990	1991	1992	1993	1994	1995	1996	1997	1998
		1.00000	1.00000	1.00000	1.00000	1.00000	1.00000	1.00000	1.00000

SVC.	1990	1991	1992	JOBNUM	RDYSD	REQSD	SHIP
DTS				PEAS103	02/07/91	02/07/91	11/24/90
				PEAS740	09/01/97	09/01/97	07/01/97
IML							
%IFFM							



REPORT: PARTB

PAGE: 1 OF 1

BUILDING: BCR7 BOCA TEECA  
ENT CUT: 02/07/91

ENTITY: BCR7FLBTRS1  
ENT TERM: 01/01/99

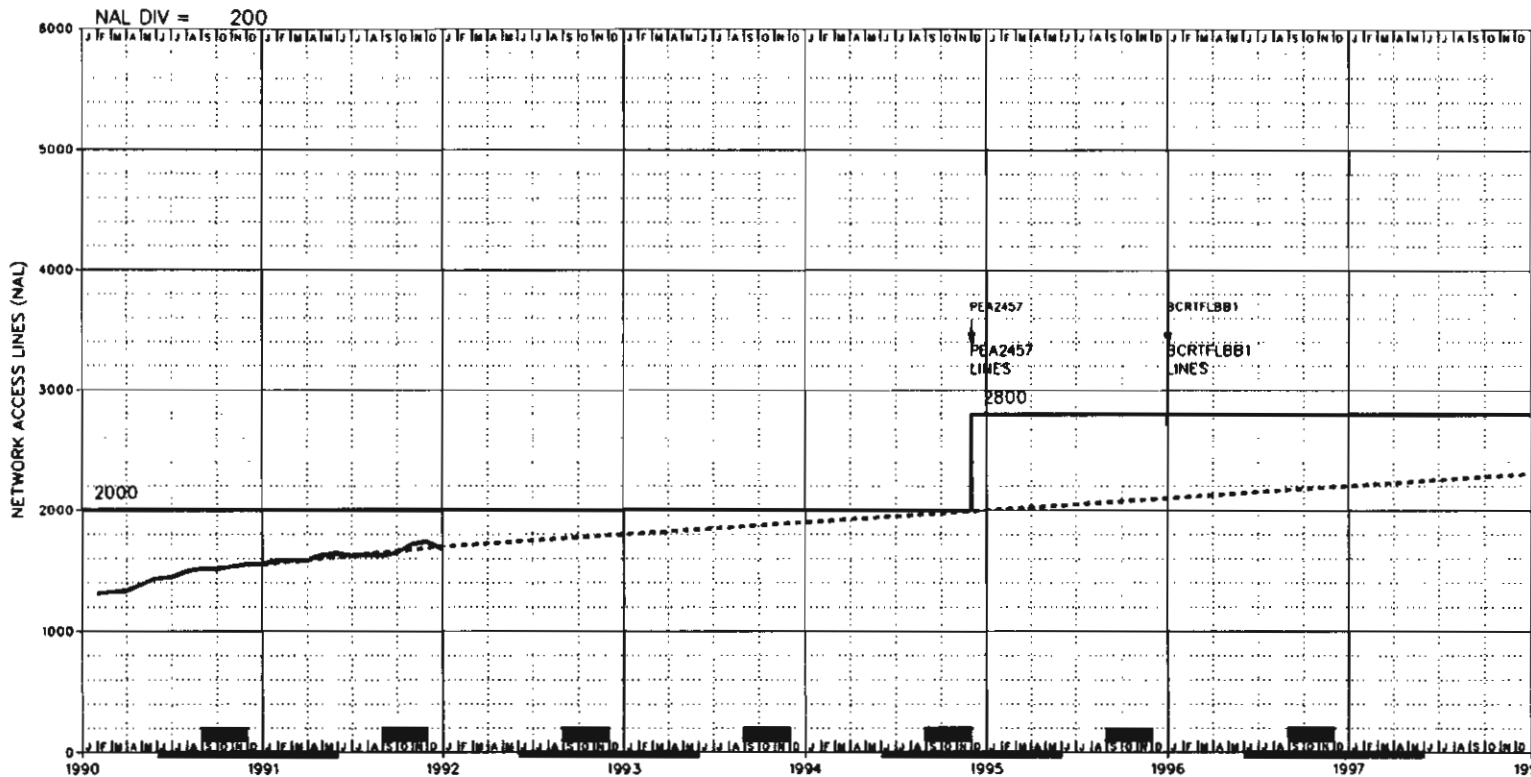
LSDF SYSTEM  
GRAPHIC PART B VERSION 1.00  
DATABASE: LIVE

DATE: 01/20/92  
TIME: 20:18:53  
CHART NO.: 19.2  
EQ TYPE: RLU

JOB/ADJ/AT	PEA5193		PEA5740	
EVENT_NUM	EVT1		EVT1	
EVENT_DATE	02/07/91		09/01/97	
RDYSD/TDATE	02/07/91		09/01/97	
REQSD	02/07/91		09/01/97	
CAP EXH.	**/**/**		**/**/**	
SHIP DATE	11/24/90		07/01/97	
JOB DESC.	NE		GA	
NAL TRANS				
TRANS ENT				
LSEI	NTW		NTW	
NAL CAP SE		500	800	1300
TC		500	800	1300
LNS		380	380	760
NOS		850		850
ML		380	380	760
CNTRX CAP		380	380	760
INST. NOS		1000		1000
UAV ASSGN		0		0
%FNOS	85.00		85.00	
INST. LNS		800		800
UAV ASSGN		412	-400	12
%TOTAL FILL	97.90		96.40	
LNCAP IN LNS		380	380	760
SIZING DATE	11/01/90			
NDO DUE			02/01/97	
TELCO DUE	10/27/90		04/01/97	
TURNOVER	02/07/91		09/01/97	
GENERIC SVC				
GENERIC				
CONC RATIO				
ENG LSF				
ENG CCS/NAL				
DESIGN BS				
MRAJ	42.78		0.00	
PROCESSOR		380	380	760
CAP TRUNK				
DGTL TK UNIT				
LLN/LT/SM/NM				
LSR/LTS/L%				
LSH/L/L32				
TSC/L/TSS/MP				
TLN/L/L64				
TOT FRS/SHL	1		0	
REUSE FR/SHL	1		0	
GROSS ADDMS	70		75	
EXT JOB DESC				
%CTDIP	0.00		0.00	

JOB CAT. N

A



NOTES:  
2192 THIS ENT. IS A SIEMENS  
REMOTE LINE UNIT

REASON FOR REISSUE:  
2966 900 NW BROKEN SOUND  
PKWY BOCA RATON

DATE OF ISSUE: 01/14/92  
EXCHANGE: BOCA RATON  
DATABASE: LIVE  
EO TYPE: RLU  
NXX: 955

BUILDING: BCRIFLBB STATE: FL  
LATA: SOE/460  
COMPANY: SBEL AREA: SBFX  
DIVISION: SOUT DISTRICT: NOBR  
EXHAUST: \*\*/\*\*/\*\*  
CONTACT: D.COX  
NUMBER: JDCORDES  
EO ENGINEER: JLI

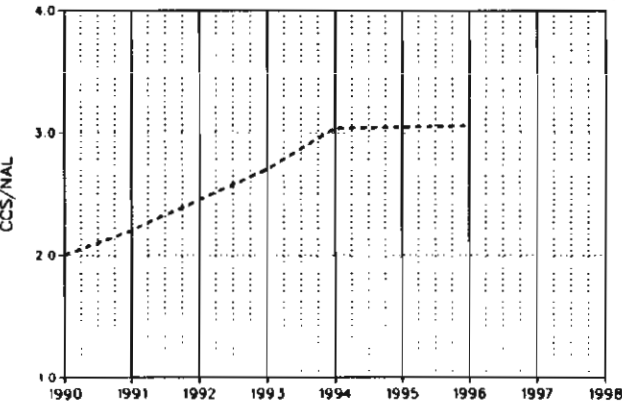
E. A. DATE: 07/30/89  
DIR CLOSE: 12/1/92  
DIR DELIVER: 03/1/93  
NAL FCST: 06/15/91  
CCS FCST: 08/15/91  
ENTITY CUT: 06/1/89  
ENTITY TERM: 01/01/99  
LATEST NAL: 1679  
SWITCH HOST: BCRIFLMDSO  
ENTITY: CHART:

BCRIFLBBRSO 19.3

YEAR	1990	1991	1992	1993	1994	1995	1996	1997	1998
NAL	1292 (A)	1551 (A)	1700 (F)	1800 (F)	1900 (F)	2000 (F)	2100 (F)	2200 (F)	2300 (F)
LINES	1292	1551	1700	1800	1900	2000	2100	2200	2300
CCS/NAL	2.00	2.20	2.45	2.70	3.04	3.05	3.06	0.00	
CCS STATUS									
NAL/LN RATIO	1.00000	1.00000	1.00000	1.00000	1.00000	1.00000	1.00000	1.00000	1.00000

SVC.	1990	1991	1992	JOBNUM	RDYSD	REQSD	SHIP
DTS				PEA2457	12/01/94	12/01/94	09/01/94
IML				BCRIFLBB1	01/01/96	01/01/96	**/**/**
%IFFM							



REPORT: PART8

PAGE: 1 OF 1

BUILDING: SIEMENS TOWER "A" ENTITY: BCRFLBBSO  
ENT CUT: 06/11/89 ENT TERM: 01/01/99

LSOF SYSTEM  
GRAPHIC PART 8 VERSION 1.00  
DATABASE: LIVE

DATE: 01/14/92  
TIME: 19:01:07  
CHART NO.: 19.3  
EO TYPE: RLU

JOB/ADJ/AT PER2457 BCRFL881  
EVENT-NUM EVT1 EVT1  
EVENT-DATE 12/01/94 01/01/96  
ROYSO/TOATE 12/01/94 01/01/96  
REOSD 12/01/94 01/01/96

CAP EXH. ■■/■■/■■ ■■/■■/■■  
SHIP DATE 09/01/94 ■■/■■/■■  
JOB DESC. GA ENO JOB  
NAL TRANS  
TRANS ENT

LSEI  
NAL CAP SE NTW  
TC 1000 3600  
LNS 800 2800  
NOS 8500  
ML 800 2800

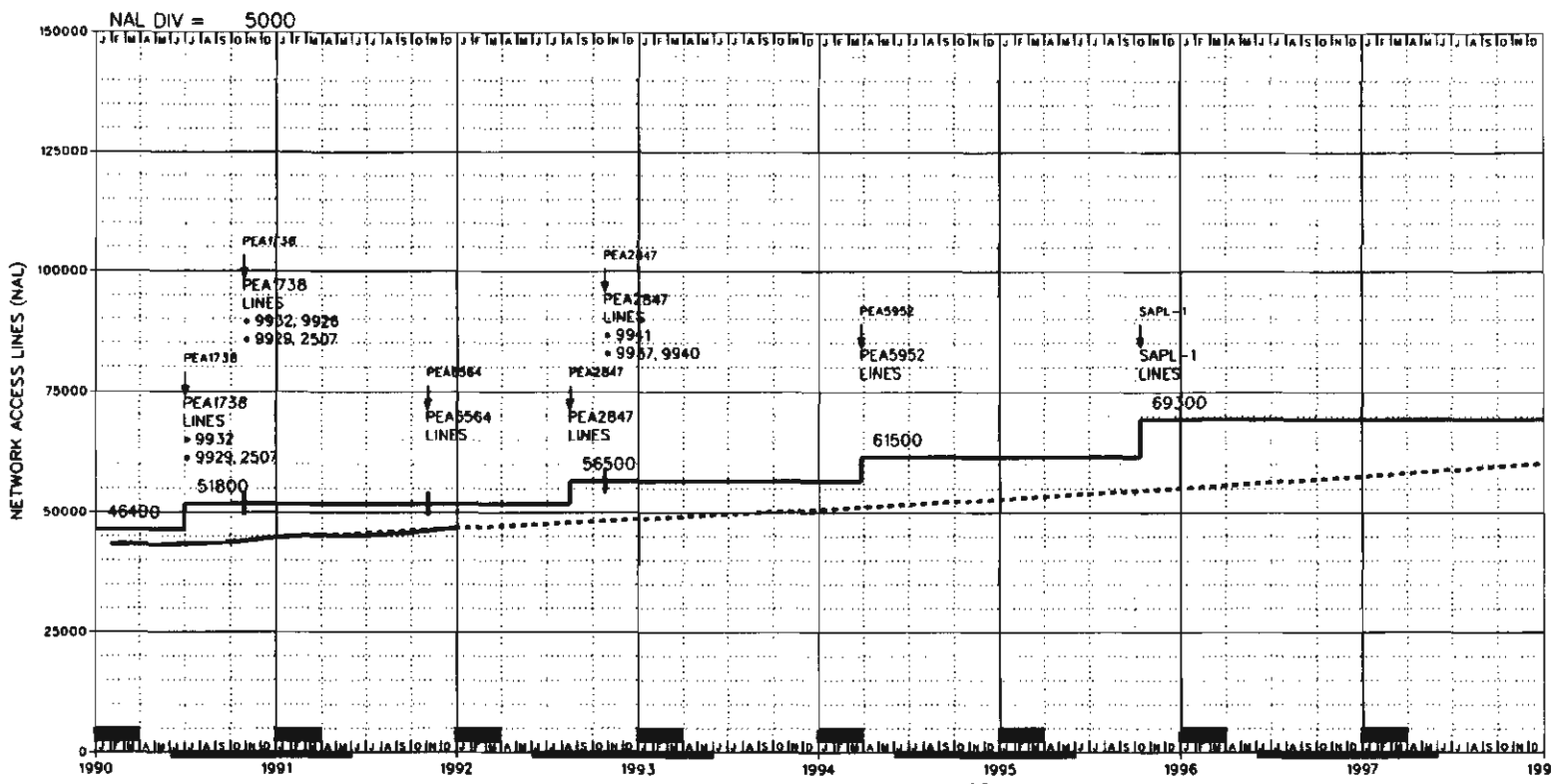
CNTRX CAP  
INST. NOS 10000  
UAV ASSGN 0  
%FNOS 85.00  
INST. LNS 836 2912  
UAV ASSGN 12 62  
%TOTAL FILL 98.20  
LNCAP IN LNS 800 2800  
SIZING DATE 09/07/90  
NOD DUE 01/01/94  
TELCO DUE 04/01/94  
TURNOVER 12/01/94

GENERIC SVC  
GENERIC 9.0  
CONC RATIO 5:1  
ENG LSF  
ENG CCS/NAL 2.00  
DESIGN BS

MRAJ 13.01 60000 0.00  
PROCESSOR  
CAP TRUNK

DGTL TK UNIT  
LLN/LT/SH/NM 2 8  
LSR/LTS/■/■ 0  
LSH/■/■/L32 0  
TSC/■/TSS/NP 2 7  
TLN/■/■/L64 1  
TOT FR/SHL 2  
REUSE FR/SHL 0  
GROSS ADDNS 125  
EXT JOB DESC A0020LUS  
%CTOIP 0.00

JOB CAT. A



NOTES:  
 2507 GENERIC RETROFIT  
 9926 CCS ACCESS CAPABILITY  
 9929 TOUCHSTAR PHASE I & II  
 9932 100% AMA RECORDING  
 9937 CARRIER IDENT. CODE (CIC) EXPLAN. (FC B)  
 9940 CALL FWD-DONT-ANSWER AFTER CALL WAITING  
 9941 CALLING NAME DELIVERY  
 2034 NPA 407 EFFECTIVE 04/16/88

REASON FOR REISSUE:  
 2968 9407 STATE ROAD 808 BOCA RATON

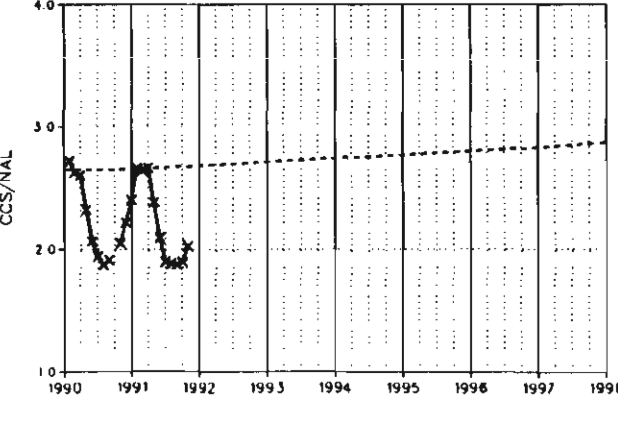
DATE OF ISSUE: 01/14/92  
 EXCHANGE: BOCA RATON  
 DATABASE: LIVE  
 EQ TYPE: 5ES  
 NXX:  
 451 477F 479 482 483 487  
 488 852

BUILDING: BCRTFLSA STATE: FL  
 LATA: 50ET/460  
 COMPANY: SBEL AREA: SBFX  
 DIVISION: SOUT DISTRICT: NOBR  
 EXHAUST: 12/31/99  
 CONTACT: M.TERRERO  
 NUMBER MLHULL  
 EQ ENGINEER

E. A. DATE 12/02/85  
 DIR CLOSE 12/16/91  
 DIR DELIVER 03/12/92  
 NAL FCST 06/15/91  
 CCS FCST 08/15/91  
 ENTITY CUT 10/21/84  
 ENTITY TERM 01/01/50  
 LATEST NAL 46788  
 SWITCH HOST  
 ENTITY:

CHART: BCRTFLSADS0 20.0

YEAR	1990	1991	1992	1993	1994	1995	1996	1997	1998		
NAL	42909 (A)	44702 (A)	46637 (F)	48577 (F)	50622 (F)	52767 (F)	55067 (F)	57567 (F)	60217 (F)		
LINES	42909	44702	46637	48577	50622	52767	55067	57567	60217		
CCS/NAL	2.65	2.65	2.68	2.71	2.74	2.77	2.80	2.83	2.87		
CCS STATUS	A	A									
NAL/LN RATIO	1.00000	1.00000	1.00000	1.00000	1.00000	1.00000	1.00000	1.00000	1.00000		
SVC.	1990	1991	1992	JOBNUM ROYSD REOSD SHIP							
DTS				PEA1738	07/01/90	07/01/90	04/07/90	PEA1738	10/28/90	10/28/90	04/07/90
IML				PEA5564	11/03/91	11/03/91	10/12/91	PEA2847	08/16/92	08/16/92	06/20/92
%IFFM				PFA2847	10/25/92	10/25/92	06/20/92	PEA5952	03/27/94	03/27/94	12/19/93
				SAPL-1	10/12/95	10/12/95	07/28/95				



REPORT: PARTB

PAGE: 1 OF 2

BUILDING: BCRT SANDALFOOT

ENT CUT: 10/21/84

ENTITY: BCRTFLSAOSO

ENT TERM: 01/01/50

LSOF SYSTEM  
GRAPHIC PART B VERSION 1.00  
DATABASE: LIVE

DATE: 01/14/92

TIME: 19:01:07

CHART NO.: 20.0

EQ TYPE: SES

JOB/ADJ/AT	PEA1738	PEA1738	PEA6564	PEA2847	PEA2847	PEA5952
EVENT-NUM	EVT1	EVT2	EVT1	EVT1	EVT2	EVT1
EVENT-DATE	07/01/90	10/28/90	11/03/91	08/16/92	10/25/92	03/27/94
ROYSD/TOATE	10/28/90	10/28/90	11/03/91	10/25/92	10/25/92	03/27/94
REQSD	07/01/90	10/28/90	11/03/91	08/16/92	10/25/92	03/27/94
CAP EXH.	###/###/###	###/###/###	###/###/###	###/###/###	###/###/###	###/###/###
SHIP DATE	04/07/90	04/07/90	10/12/91	06/20/92	06/20/92	12/19/93
JOB DESC.	GA	GEN	MISC	GA	GEN	GA
NAL TRANS						
IKANS ENT						
LSEI						
NAL CAP SE	NTW 7600 81000	NTW 81000	NTW 81000	NTW 1300 82300	NTW 82300	NTW 9100 91400
TC	7600 81000	81000	81000	1300 82300	82300	7000 89300
LNS	5400 51800	51800	51800	4700 56500	56500	5000 61500
NOS	8900 58900	58900	58900	7800 66700	66700	8500 75200
ML	5400 51800	51800	51800	4700 56500	56500	5000 61500
CNTRX CAP		408	408	792 1200	1200	
INST. NOS	10000 80000	80000	80000	10000 90000	90000	10000 100000
UAV ASSGN	-500 10700	10700	10700	800 11500	11500	
%FNOS	85.00	85.00	85.00	85.00	85.00	85.00
INST. LNS	5760 63872	63872	63872	5184 69056	69056	6912 75968
UAV ASSGN	726	726	726	726	726	726
%TOTAL FILL	81.94	81.94	81.94	82.70	82.70	81.72
LNCAP IN LNS	5400 51800	51800	51800	4700 56500	56500	5000 61500
SIZING DATE	07/01/89	07/01/89	07/01/89	03/05/91	03/05/91	03/05/91
NOO DUE	04/27/89	04/27/89	08/10/91	09/07/91	09/07/91	03/25/93
TELCO DUE	10/27/89	10/27/89	08/17/91	01/25/92	01/25/92	07/08/93
TURNOVER	10/28/90	10/28/90	11/03/91	10/25/92	10/25/92	03/27/94
GENERIC SVC				10/09/92		
GENERIC	SES	SE6	SE6	SE6	SE7	SE9
CONC RATIO	8:1	8:1	8:1	8:1	8:1	8:1
ENG LSF						
ENG CCS/NAL	2.62	2.62	2.62	2.76	2.76	2.65
DESIGN BS	1991	1991	1991	1993	1993	1995
MRAJ	25.53	26.45	0.00	19.32	19.32	18.53
PROCESSOR		135900	135900	-3300	132600	3300
CAP TRUNK	24 228	228	228	32 260	260	32 292
DGTL TK UNIT	3			1		4
LLN/LT/SM/NM	2 28	28	28	2 30	30	5 35
LSR/LIS/##						
LSH/##/L32	0	0	0			
TSC/##/TSS/NP	20 222	222	222	16 238	238	31 269
TLN/##/L64	0	0	0			
TOT FR5/SHL	6	0	0	6	0	3
REUSE FR/SHL	0	0	0	0	0	0
GROSS AODNS	542	0	0	725	0	416
EXT JOB DESC	ISON-SM/RACF	ISON-SM/RACF		GROWTH	GEN/FLEX ANI	GROWTH
%CTDIP	4.50	4.50	4.50	4.46	4.46	4.46

JOB CAT. A

G

M

A

G

A

REPORT: PARTB

PAGE: 2 OF 2

BUILDING: BCR SANOAALFOOT

ENT CUT: 10/21/84

ENTITY: BCRFLSAOSO

ENT TERM: 01/01/50

LSOF SYSTEM  
GRAPHIC PART B VERSION 1.00  
DATABASE: LIVE

DATE: 01/14/92

TIME: 19:01:07

CHART NO.: 20.0

EQ TYPE: SES

JOB/ROJ/AT    SAPL-1  
EVENT-NUM    EVT1  
EVENT-DATE    10/12/95  
ROYSO/TOATE    10/12/95  
REQSO        10/12/95

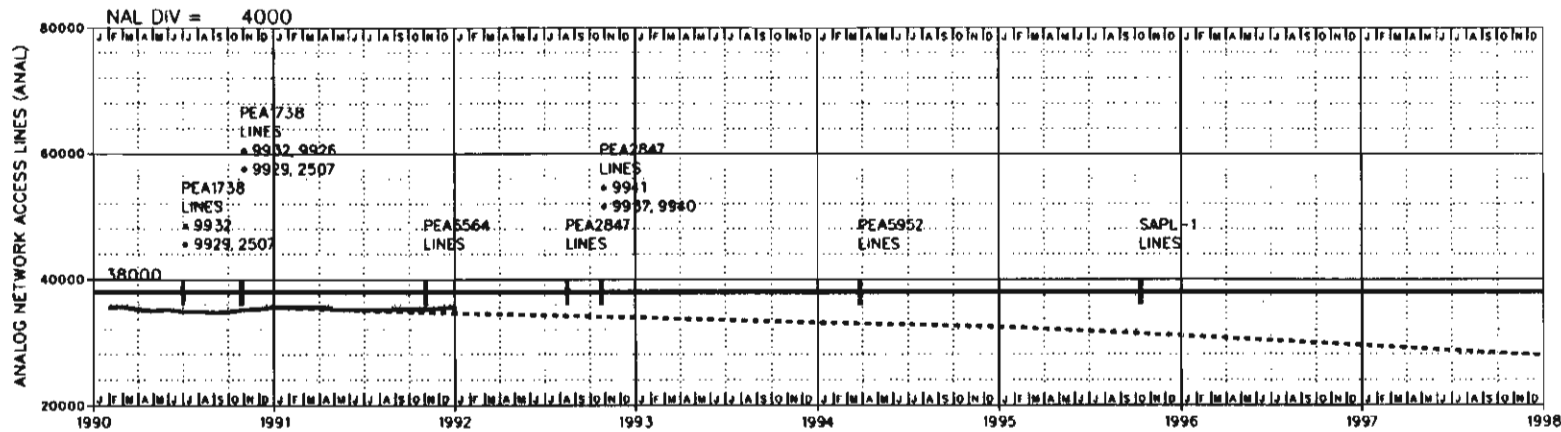
CAP EXH.     \*\*/\*\*/\*\*  
SHIP DATE    07/28/95  
JOB OESC.     CA  
NAL TRANS  
TRANS ENT

LSEI        NTW  
NAL CAP SE    7900      99300  
          TC    6900      96200  
          LNS    7800      69300  
          NOS                75200  
          ML    7800      69300

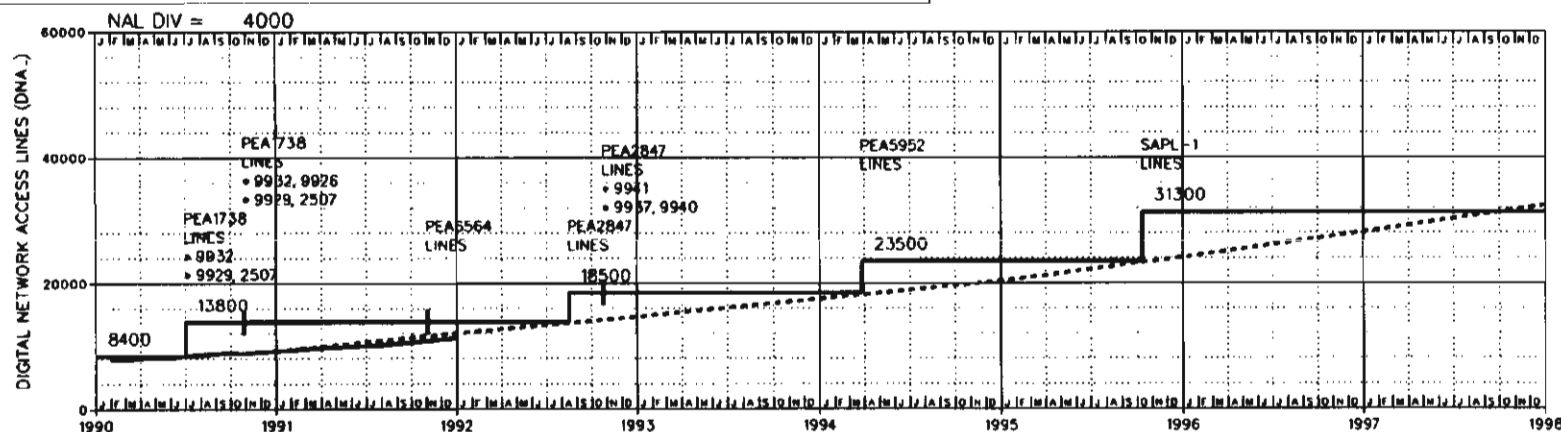
CNTRX CAP  
INST. NOS                    100000  
URV ASSGN                    11500  
          %FNOS            85.00  
INST. LNS        7488      83456  
URV ASSGN                    726  
%TOTAL FILL        83.74  
LNCAP IN LNS    7800      69300  
SIZING DATE    03/05/91  
NOO DUE        09/29/94  
TELCO DUE      01/27/95  
TURNOVER       10/12/95  
GENERIC SVC  
GENERIC        SE8  
CONC RATIO     8:1  
ENG LSF  
ENG CCS/NAL    2.65  
DESIGN BS  
MRAJ            0.00  
PROCESSOR                    135900  
CAP TRUNK        32        324  
DCTL TK UNIT 4  
LLN/LT/SM/NM 2                37  
LSR/LTS/\*\*/  
LSH/\*\*/L32  
TSC/\*\*/TSS/NP 27               296  
TLN/\*\*/L64  
TOT FRS/SHL 3  
REUSE FR/SHL 0  
GROSS AODNS 700  
EXT JOB DESC GROWTH  
%CTDIP            4.46

JOB CAT.    A





YEAR	1990	1991	1992	1993	1994	1995	1996	1997	1998
NAI	35374 (A)	35576 (A)	34612 (F)	33930 (F)	33097 (F)	32421 (F)	30984 (F)	29461 (F)	27810 (F)
ANLG LNS	35374	35576	34612	33930	33097	32421	30984	29461	27810
CCS/NAI	2.62	2.61	2.63	2.65	2.67	2.69	2.71	2.73	2.78
ACCS ACTUAL	A	A							
NAL/LN RATIO	1.00000	1.00000	1.00000	1.00000	1.00000	1.00000	1.00000	1.00000	1.00000



YEAR	1990	1991	1992	1993	1994	1995	1996	1997	1998
NAI	7535 (A)	9126 (A)	12025 (F)	14647 (F)	17525 (F)	20346 (F)	24083 (F)	28106 (F)	32407 (F)
DIGIT CCS/NAI	2.78	2.81	2.83	2.85	2.87	2.89	2.91	2.93	2.94
CCCS ACTUAL	A	A							
SLC SYS	115	135	204	238	270	304	360	415	474
URBAN SYS	0	0	0	0	0	0	0	0	0
NAL/LN RATIO	1.00000	1.00000	1.00000	1.00000	1.00000	1.00000	1.00000	1.00000	1.00000

NOTES:  
 2507 GENERIC RETROFIT  
 9926 CCS ACCESS CAPABILITY  
 9929 TOUCHSTAR PHASE I & II  
 9932 100% AMA RECORDING  
 9937 CARRIER IDENT. CODE (CIC) EXPAN. (FCB)  
 9940 CALL FWD-DONT-ANSWER AFTER CALL WAITING  
 9941 CALLING NAME DELIVERY  
 2034 NPA 407 EFFECTIVE 04/16/88

REASON FOR REISSUE:  
 2968 9407 STATE ROAD 808  
 BOCA RATON

DATE OF ISSUE: 01/14/92  
 EXCHANGE: BOCA RATON  
 DATABASE: LIVE  
 EO TYPE: 5ES

ANALOG

BUILDING SWITCH HOST: BCRT SANDALFOO  
 FCST DATE: 06/15/91  
 LATEST ANAL CONTACT: 35815  
 CONTACT NO.: M.TERRERO  
 EQUIP ENGR: MLHULL

DIGITAL

DLFCST DATE: 07/07/91  
 LATEST DNAL: 10973  
 LATEST SLC: 170  
 LATEST URBAN: 0  
 LATEST D112: 0

ENTITY: BCRTFLSADS0  
 CHART: 20.0



REPORT: PARTB

PAGE: 2 OF 2

BUILDING: BCRT SANDALFOOT

ENT CUT: 10/21/84

ENTITY: BCRTFLSADSO

ENT TERM: 01/01/50

LSDF SYSTEM  
DIGITAL PART B VERSION 1.00  
DATABASE: LIVE

DATE: 01/14/92

TIME: 19:01:07

CHART NO.: 20.0

EQ TYPE: SES

JOB/ADJ/AT SAPL-1  
EVENT-NUM EY11  
EVENT-DATE 10/12/95  
ROYSO/TOATE 10/12/95  
REQSD 10/12/95

CAP EXH. \*\*/\*\*/\*\*  
SHIP DATE 07/28/95  
JOB DESC. GA  
TRANS ENT

ANALOG SECTION -----

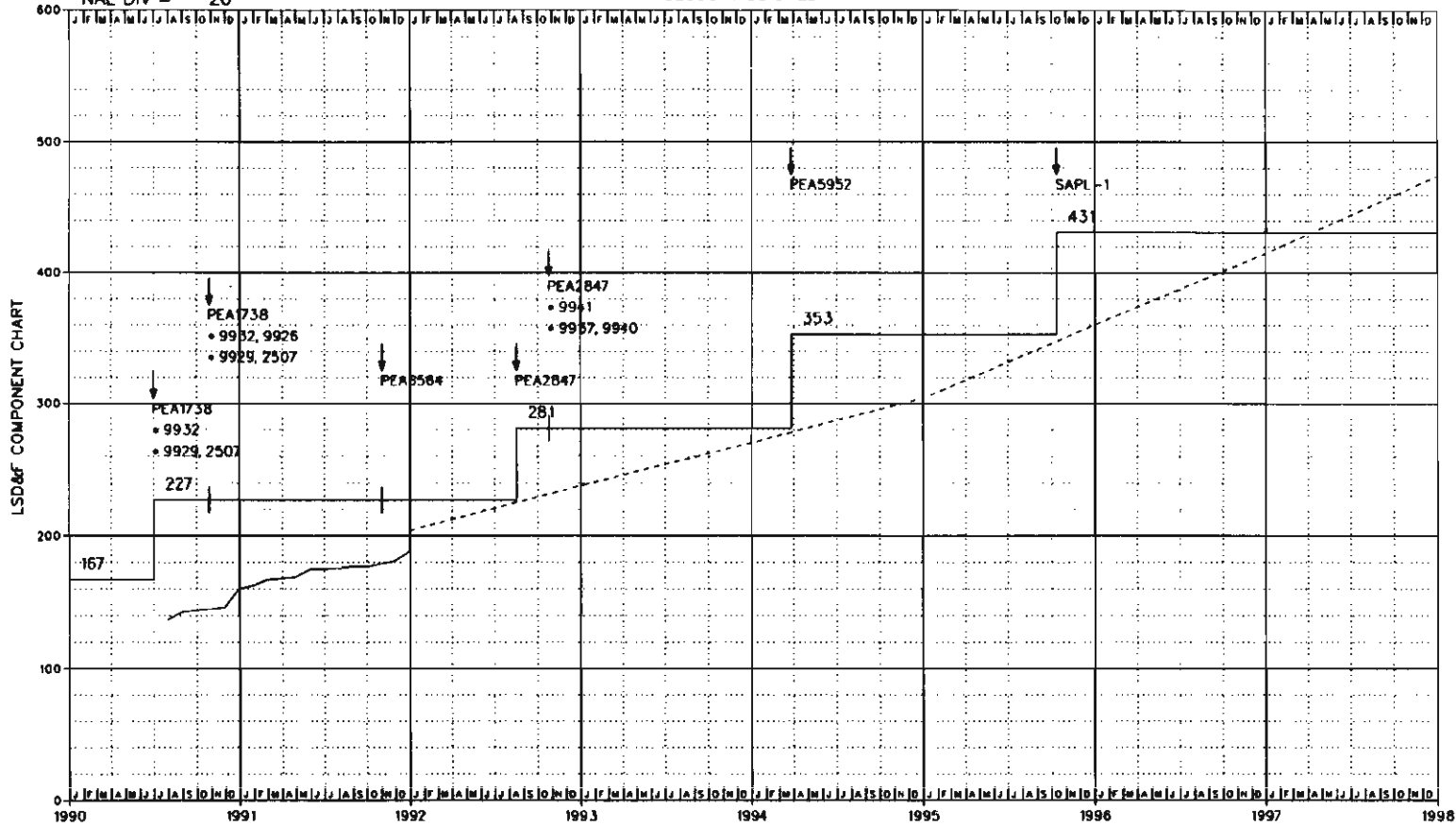
NAL TRANS		
NAL CAP TC	-800	51000
LNS		38000
ML		38000
LINE UNITS		82
INST. LNS		41984
URV ASSGN		630
%FILL	91.89	
ALNCAP LNS		38000
ANLG CCS NAL	2.73	
ANLG DEF LNS		
ISDN CAP TC	500	810
ISDN CAP LNS	500	810
ISDN CAP ML	500	810
ISDN LN MOD	1	2
ISDN INS LNS	512	1024
ISDN URV LNS	12	214
ISDN %FILL	100.00	
ISDN ENG CCS	20.00	

DIGITAL SECTION -----

NAL TRANS		
NAL CAP TC	7700	45200
LNS	7800	31300
ML	7800	31300
LINE UNITS		72
INST. LNS	7488	41472
URV ASSGN		96
%FILL	75.60	
DLNCAP LNS	7800	31300
DENG CCS NAL	2.93	
CAP SLC SYS	78	431
ENG SLC MD 1		
ENG SLC MD2		
DEF SLC SYS		
CAP URBAN SYS		
DEF URBAN SYS		
CAP DNS112		
SLC DLU		
URBAN DLU		

NAL DIV = 20

SLC96-ASSIGNED



NOTES:  
 2507 GENERIC RETROFIT  
 9926 CCS ACCESS CAPABILITY  
 9929 TOUCHSTAR PHASE I & II  
 9932 100% AMA RECORDING  
 9937 CARRIER IDENT. CODE (CIC) EXPAN. (FG.B)  
 9940 CALL FWD-DON'T-ANSWER AFTER CALL WAITING  
 9941 CALLING NAME DELIVERY  
 2034 NPA 407 EFFECTIVE 04/16/88

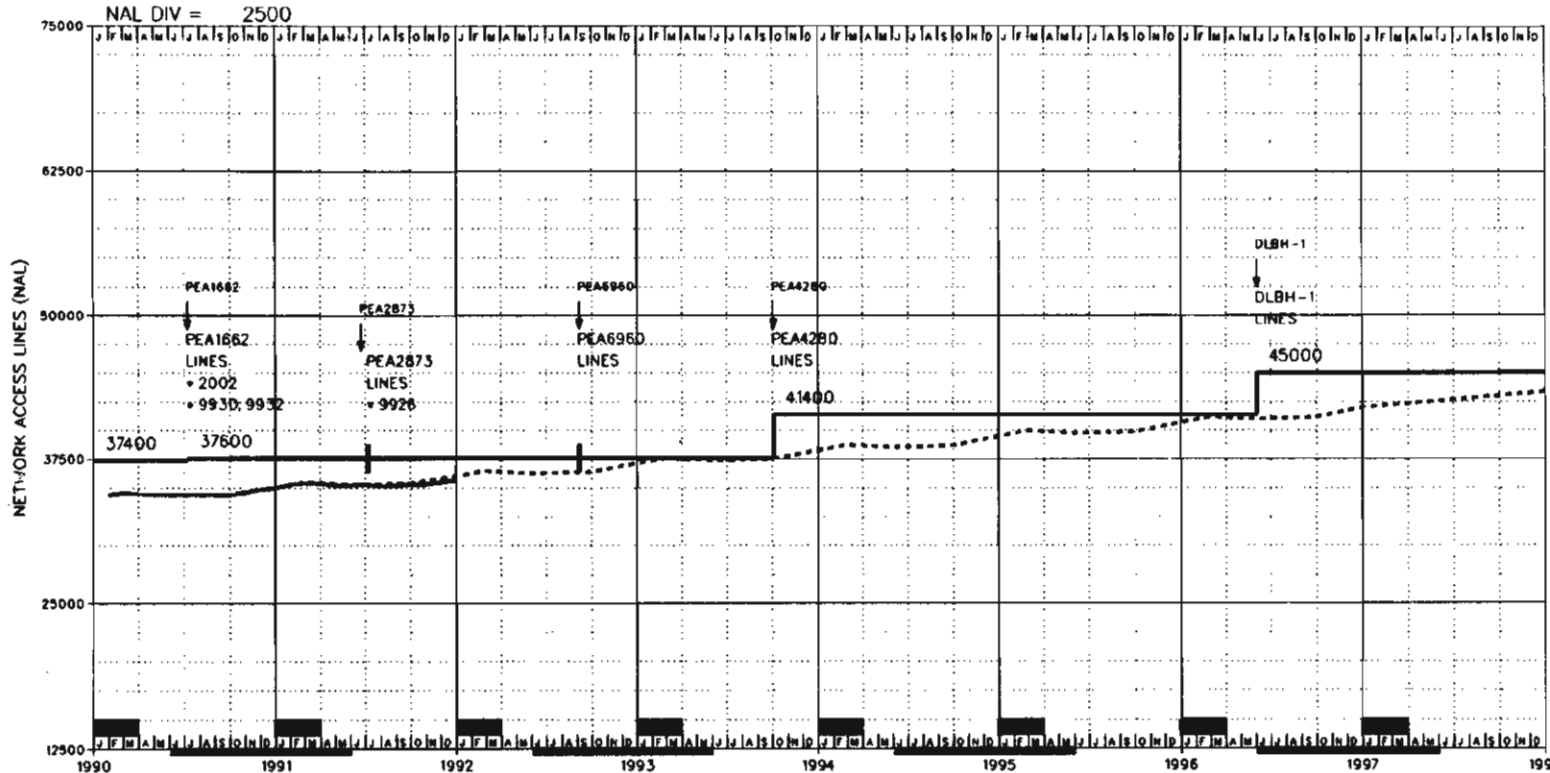
REASON FOR REISSUE:  
 2968 9407 STATE ROAD 808 BOCA RATON

DATE OF ISSUE: 01/14/92  
 EXCHANGE: BOCA RATON  
 DATABASE: LIVE  
 EQ TYPE: 5ES  
 NXX: 451 477 479 482 483 487 488 852

BUILDING: BCRTFLSA STATE: FL  
 LATA: SOET/480  
 COMPANY: SBEL AREA: SBFX  
 DIVISION: SOUT DISTRICT: NOBR  
 EXHAUSTY: 12/31/99  
 CONTACT: M.TERRERO  
 NUMBER: MLNULL

YEAR	1990	1991	1992	1993	1994	1995	1996	1997
DEMAND/GAIN	115 (A) 45	160 (A) 44	204 (F) 34	238 (F) 32	270 (F) 34	304 (F) 56	360 (F) 55	415 (F) 59
SLC MODE IC		28	23	23	23	23	23	23
SLC MODE IF		86	107	107	107	107	107	107
SLC MODE 2C		27	27	27	27	27	27	27
SLC MODE 2F		19	47	81	113	147	203	258

ENTITY: BCRTFLSADSO CHART: 20.0



NOTES:  
 2002 RACF  
 9926 CCS ACCESS CAPABILITY  
 9930 CALLER ID (CLID & CND)  
 9932 100% AMA RECORDING  
 2034 NPA 407 EFFECTIVE  
 04/16/88

REASON FOR REISSUE:  
 2969 321 SE 2ND STREET  
 DELRAY BCH

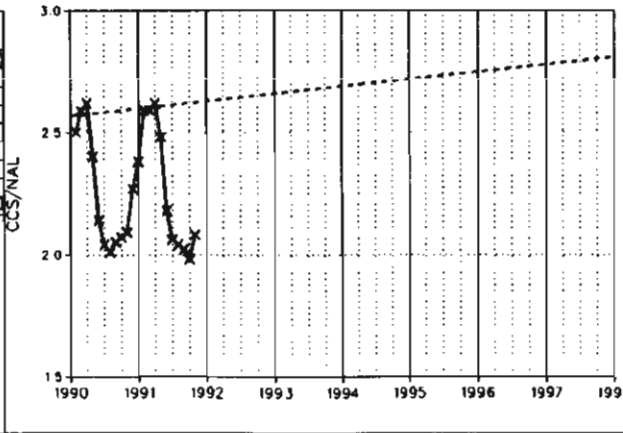
DATE OF ISSUE: 01/14/92  
 EXCHANGE: DELRAY BEACH  
 DATABASE: LIVE  
 EO TYPE: 1AES  
 NXX:  
 243 265 271 272 274 276  
 278 279F 280S

BUILDING: DLBHFLMA STATE: FL  
 LATA: SOET/460  
 COMPANY: SBEL AREA: SBFX  
 DIVISION: NORT DISTRICT: WPBH  
 EXHAUST: 12/31/99  
 CONTACT: H RUSSETTE  
 NUMBER: M LEHMAN  
 EQ ENGINEER CHRSTENSEN

E. A. DATE 03/25/85  
 DIR CLOSE 07/10/92  
 DIR DELIVER 10/02/92  
 NAL FCST 06/15/91  
 CCS FCST 08/15/91  
 ENTITY CUT 09/20/75  
 ENTITY TERM 01/01/99  
 LATEST NAL 35669  
 SWITCH HOST  
 ENTITY: CHART:

DLBHFLMA27E 210

YEAR	1990	1991	1992	1993	1994	1995	1996	1997	1998	
NAL	34036(A)	35000(A)	36057(F)	37157(F)	38257(F)	39486(F)	40667(F)	42007(F)	43347(F)	
LINES	34036	35000	36057	37157	38257	39486	40667	42007	43347	
CCS/NAL	2.57	2.60	2.63	2.66	2.69	2.72	2.75	2.78	2.81	
CCS STATUS	A	A								
NAL/LN RATIO	1.00000	1.00000	1.00000	1.00000	1.00000	1.00000	1.00000	1.00000	1.00000	
SVC.	1990	1991	1992	JOBNUM ROYSD REQSD SHIP						
DTS	04 04 04 04 04 04 04 04 04 04	04 04 04 04 04 04 04 04 04 04	04 04 04 04 04 04 04 04 04 04	04 04 04 04 04 04 04 04 04 04	04 04 04 04 04 04 04 04 04 04	04 04 04 04 04 04 04 04 04 04	04 04 04 04 04 04 04 04 04 04	04 04 04 04 04 04 04 04 04 04	04 04 04 04 04 04 04 04 04 04	04 04 04 04 04 04 04 04 04 04
IML	0.04 0.04 0.04 0.04 0.04 0.04 0.04 0.04 0.04 0.04	0.04 0.04 0.04 0.04 0.04 0.04 0.04 0.04 0.04 0.04	0.04 0.04 0.04 0.04 0.04 0.04 0.04 0.04 0.04 0.04	0.04 0.04 0.04 0.04 0.04 0.04 0.04 0.04 0.04 0.04	0.04 0.04 0.04 0.04 0.04 0.04 0.04 0.04 0.04 0.04	0.04 0.04 0.04 0.04 0.04 0.04 0.04 0.04 0.04 0.04	0.04 0.04 0.04 0.04 0.04 0.04 0.04 0.04 0.04 0.04	0.04 0.04 0.04 0.04 0.04 0.04 0.04 0.04 0.04 0.04	0.04 0.04 0.04 0.04 0.04 0.04 0.04 0.04 0.04 0.04	0.04 0.04 0.04 0.04 0.04 0.04 0.04 0.04 0.04 0.04
%IFFM										



REPORT: PART8  
 PAGE: 1 OF 1  
 BUILDING: DELRAY BEACH MAINTENTITY: 0L8HFLMA27E  
 ENT CUT: 09/20/75 ENT TERM: 01/01/99

LSOF SYSTEM  
 GRAPHIC PART 8 VERSION 1.00  
 DATABASE: LIVE

DATE: 01/14/92  
 TIME: 19:01:07  
 CHART NO.: 21.0  
 EQ TYPE: 1AES

JOB/ROJ/AT	PEA1662	PEA2873	PEA6960	PEA4280	DL8H-1
EVENT-NUM	EVT1	EVT1	EVT1	EVT1	EVT1
EVENT-DATE	07/08/90	07/07/91	09/06/92	10/03/93	06/03/96
ROYSO/TOATE	07/08/90	07/07/91	09/06/92	10/03/93	06/03/96
REQSO	07/08/90	06/23/91	09/06/92	10/03/93	06/03/96
CAP EXH.	##/##/##	##/##/##	##/##/##	##/##/##	##/##/##
SHIP DATE	02/17/90	03/02/91	07/25/92	05/15/93	01/13/96
JOB DESC.	TKS	TKS	FEATURES	GA	GA
NAL TRANS					
TRANS ENT					
LSE1	COR	CDR	COR	COR	COR
NAL CAP SE	-9400 50600	-11200 39400	39400	3600 43000	3600 46600
TC	-5600 54400	1100 55500	55500	4400 59900	5200 65100
LNS	200 37600	37600	37600	3800 41400	3600 45000
NOS	-4900 45400	-3600 41800	41800	41800	8500 50300
ML	200 37600	37600	37600	3800 41400	3600 45000
CNTRX CAP	2100 6100	6100	6100	6100	6100
INST. NOS	10000 80000	80000	80000	80000	10000 90000
UAV ASSGN	13983 24805	24805	24805	24805	24805
%FNOS	85.00	85.00	85.00	85.00	85.00
INST. LNS	43008	43008	43008	4096 47104	4096 51200
UAV ASSGN	989	989	989	94 1083	95 1178
%TOTAL FILL	89.00	89.48	89.48	89.00	88.45
LNCAP IN LNS	200 37600	37600	37600	3800 41400	3600 45000
SIZING DATE	03/08/89	02/23/90	11/04/92	03/04/91	02/06/00
NOD OUE	03/18/89	04/28/90	01/04/92	07/11/92	03/11/95
YELCO OUE	08/12/89	08/25/90	03/14/92	11/07/92	07/08/95
TURNVER	07/08/90	06/23/91	09/06/92	10/03/93	06/03/96
GENERIC SVC		04/12/91			
GENERIC	1AE10	1AE11	1AE11	1AE11	1AE11
CONC RATIO	4:1	4:1	4:1	4:1	4:1
ENG LSF					
ENG CCS/NAL	2.61	2.62	2.62	2.66	2.66
DESIGN 8S					
MRAJ	11.96	12.65	0.00	32.00	0.00
PROCESSOR	-25100 106900	-23200 83700	83700	20 83700	20 83700
CAP TRUNK	20 140	20 160	160	20 180	20 200
DGTL TK UNIT	1	1	1	1	1
LLN/LI/SM/NM	11	11	11	1 12	1 13
LSR/LTS/##/##	42	42	42	4 46	4 50
LSH/##/L32	0				
TSC/##/TSS/NP 4	32	32	32	4 36	-4 32
TLN/##/L64	1024	1024	1024	1024	1024
TOT FRG/SHL 3		1	0	6	0
REUSE FR/SHL 3		1	0	6	0
GROSS ADDNS 164		4	2	339	0
EXT JOB DESC OCT/TLN		1-OCT	FEATURES	4096 LNS/	LNS/1-OCT
%CTOIP 6.80		6.80	6.80	6.80	6.80

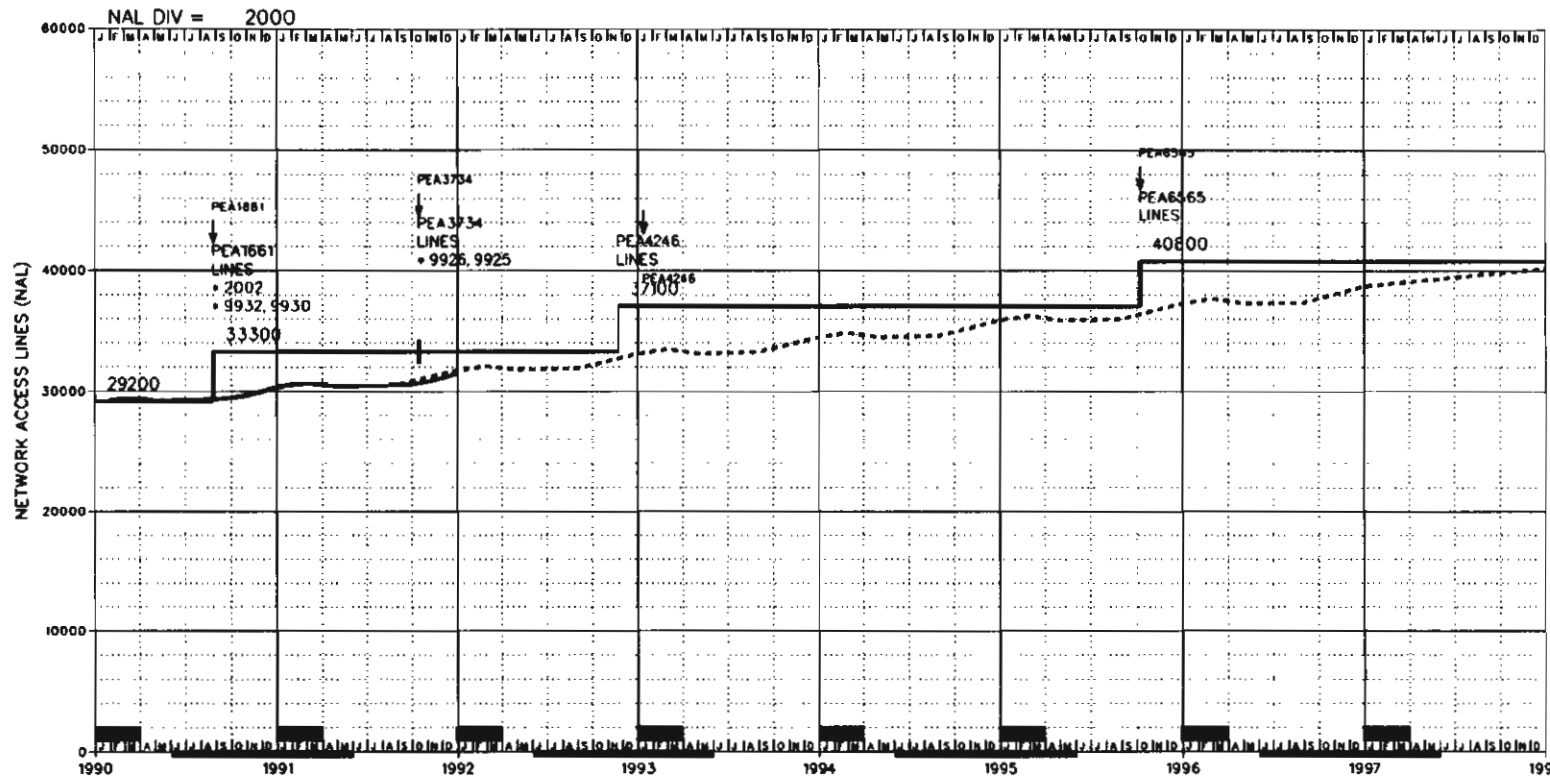
JOB CAT. T

T

M

A

A



NOTES:  
 2002 RACF  
 9925 VMS  
 9926 CCS ACCESS CAPABILITY  
 9930 CALLER ID (ICLID & CND)  
 9932 100% AMA RECORDING

REASON FOR REISSUE:  
 2970 6037 W ATLANTIC AVE  
 DELRAY BCH

DATE OF ISSUE: 01/14/92  
 EXCHANGE: DELRAY BEACH  
 DATABASE: LIVE  
 EO TYPE: 1AES  
 NXX:  
 495 496 498 499 637

BUILDING: DLBHLKP STATE: FL  
 LATA: SOET/460  
 COMPANY: SBEL AREA: SBFX  
 DIVISION: NORT DISTRICT: WPBH  
 EXHAUST: 12/31/99  
 CONTACT: H RUSSETTE  
 NUMBER W PREVATT  
 EO ENGINEER CHRSTENSEN

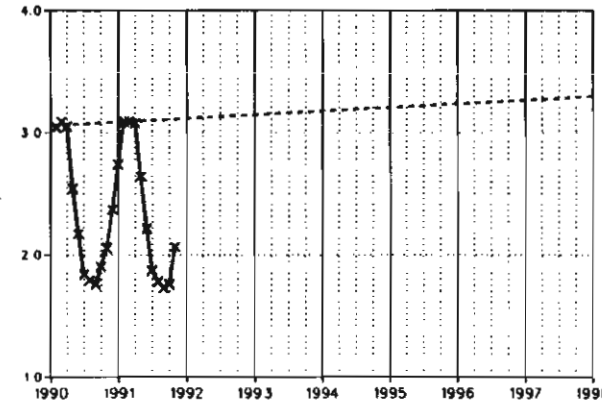
E. A. DATE 05/20/85  
 DIR CLOSE 07/10/92  
 DIR DELIVER 10/02/92  
 NAL FCST 06/15/91  
 CCS FCST 08/15/91  
 ENTITY CUT 10/17/76  
 ENTITY TERM 01/01/99  
 LATEST NAL 31475  
 SWITCH HOST

ENTITY: CHART:  
 DLBHLKP49E 22.0

YEAR	1990	1991	1992	1993	1994	1995	1996	1997	1998
NAL	29040 (A)	30337 (A)	31736 (F)	33111 (F)	34486 (F)	35902 (F)	37327 (F)	38757 (F)	40187 (F)
LNES	29040	30337	31736	33111	34486	35902	37327	38757	40187
CCS/NAL	3.06	3.09	3.12	3.15	3.18	3.21	3.24	3.27	3.30
CCS STATUS	A	A							
NAL/LN RATIO	1.00000	1.00000	1.00000	1.00000	1.00000	1.00000	1.00000	1.00000	1.00000

SVC.	1990	1991	1992	JQBNUM	RDYSD	REQSD	SHIP
DTS	0.00	0.00	0.00	PEA1661	08/26/90	08/26/90	01/27/90
	0.00	0.00	0.00	PEA3734	10/15/91	10/15/91	03/06/91
	0.00	0.00	0.00	PEA4246	11/22/92	01/13/93	07/16/92
	0.00	0.00	0.00	PEA6565	10/08/95	10/08/95	06/03/95
IML	0.00	0.00	0.00				
%IFFM							



REPORT: PARTB  
 PAGE: 1 OF 1  
 BUILDING: DLBH KINGS POINT ENTITY: DLBHFLKP49E  
 ENT CUT: 10/17/76 ENT TERM: 01/01/99

LSOF SYSTEM  
 GRAPHIC PART B VERSION 1.00  
 DATABASE: LIVE

DATE: 01/14/92  
 TIME: 19:01:07  
 CHART NO.: 22.0  
 EQ TYPE: 1AES

JOB/ROJ/AT	PEA1661	PEA3734	PEA4246	PEA6S6S
EVENT-NUM	EVT1	EVT1	EVT1	EVT1
EVENT-DATE	08/26/90	10/15/91	11/22/92	10/08/95
ROYSO/TOATE	08/26/90	10/15/91	11/22/92	10/08/95
REQSO	08/26/90	10/15/91	01/13/93	10/08/95
CAP EXH.	##/##/##	##/##/##	##/##/##	##/##/##
SHIP DATE	01/27/90	03/06/91	07/18/92	06/03/95
JOB DESC.	GA	GEN	GA	GA
NAL TRANS				
TRANS ENT				
LSEI	COR	COR	COR	COR
NAL CAP SE	3700 35000	35000	6300 41300	3700 45000
TC	5000 44600	44600	3000 47600	2400 50000
LNS	4100 33300	33300	3800 37100	3700 40800
NOS	6200 38200	900 39100	-1200 37900	6200 46100
HL	4100 33300	33300	3800 37100	3700 40800
CNTRX CAP	50	450 500	500	500
INST. NOS	10000 50000	50000	1400 50000	10000 60000
UAV ASSGN	2700 5000	-1000 4000	85.00 5400	300 5700
%FNOS	85.00	85.00	85.00	85.00
INST. LNS	4096 36864	36864	4096 40960	4096 45056
UAV ASSGN	86 774	774	86 860	86 946
%TOTAL FILL	92.27	92.27	92.52	92.50
LNCAP IN LNS	4100 33300	33300	3800 37100	3700 40800
SIZING DATE	02/28/89	02/23/90	09/14/91	09/23/91
NOO DUE	04/08/89	05/02/90	09/14/91	07/30/94
TELCO DUE	07/22/89	08/29/90	01/18/92	11/26/94
TURNOVER	07/23/90	10/15/91	11/22/92	10/08/95
GENERIC SVC		04/26/91		
GENERIC	1AE10	1AE11	1AE11	1AE11
CONC RATIO	4:1	4:1	4:1	4:1
ENG LSF				
ENG CCS/NAL	2.97	2.97	3.09	3.24
DESIGN BS				
MRAJ	28.62	19.19	34.50	0.00
PROCESSOR	-28800 103600	103600	8500 112100	20 112100
CAP TRUNK	40 160	160	20 180	20 200
OGTL TK UNIT	2		1	1
LLN/LT/SH/NM	1	9	1	11
LSR/LTS/##	4 36	36	4 40	4 44
LSH/##/L32	0	0	0	0
TSC/##/TSS/NP	6 28	28	4 32	32
TLN/##/L64	1024	1024	1024	1024
TOT FRS/SHL	5	0	8	4
REUSE FR/SHL	5	0	8	4
GROSS ROOMS	444	10	644	550
EXT JOB DESC	GEN/GA/2DCT		4096LNS/10CT	LNS/TKS
%CTOIP	3.60	3.60	3.60	3.60

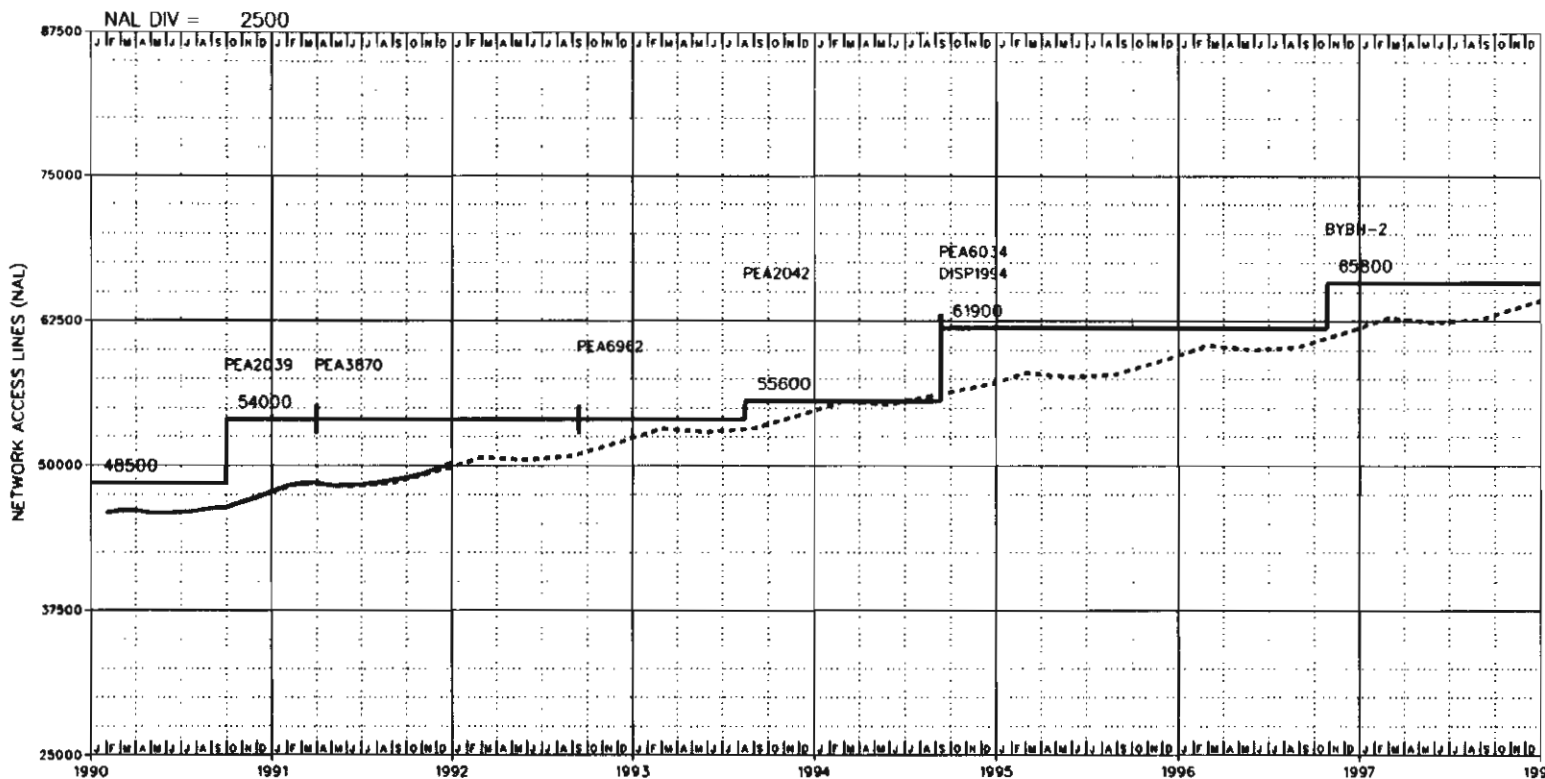
JOB CAT. A

G

A

A





NOTES:

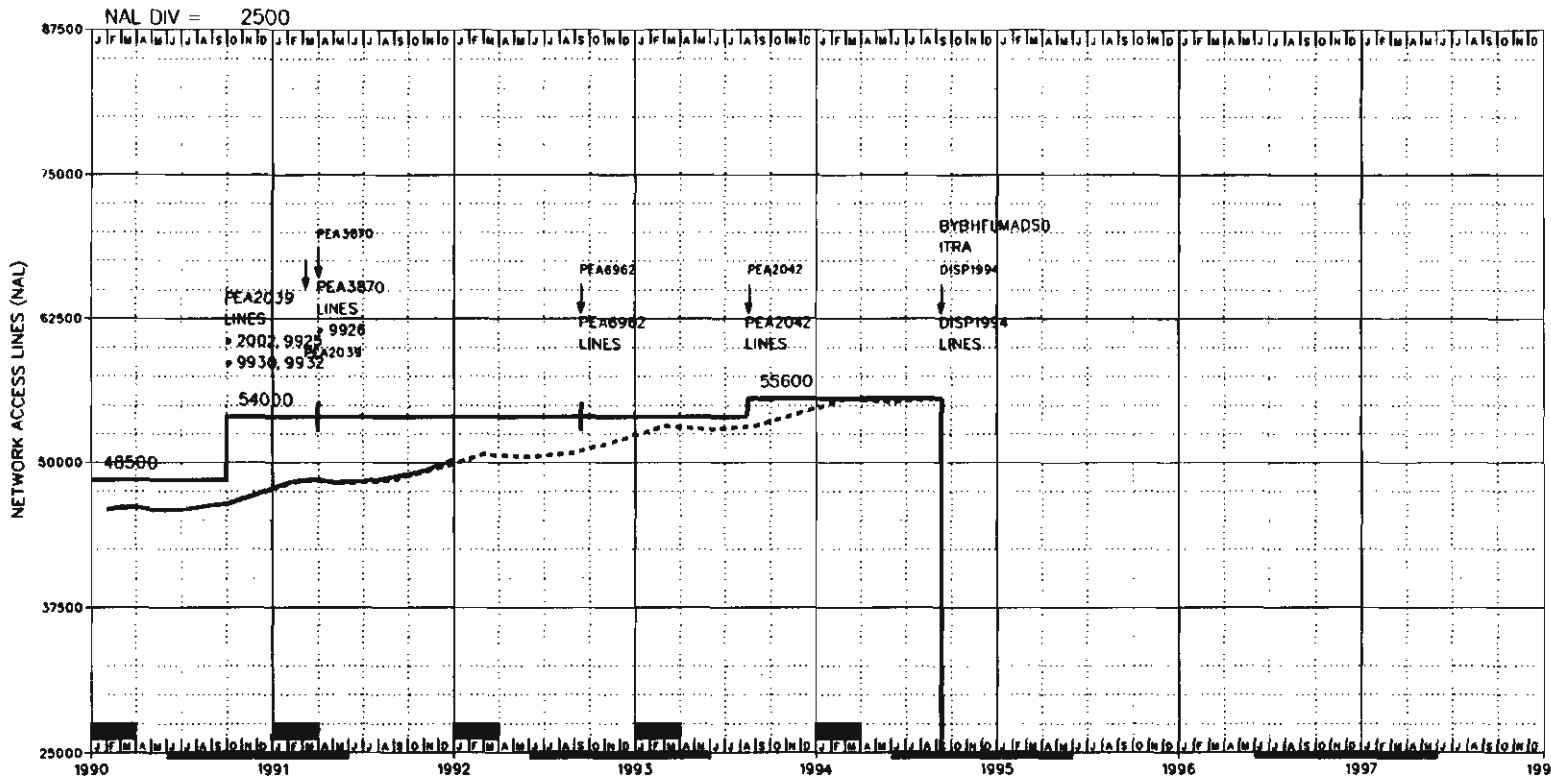
REASON FOR REISSUE:

DATE OF ISSUE: 01/14/92  
 EXCHANGE: BOYNTON BEACH  
 DATABASE: LIVE

BUILDING: BYBHFLMA STATE: FL  
 LATA: SOET/460  
 COMPANY: SBEL AREA: SBFX  
 DIVISION: NORT DISTRICT: WPBH  
 EXHAUST: \*\*/\*\*/92

YEAR	1990		1991		1992		1993		1994		1995		1996		1997	
NAL/GAIN	45310	2410	47720	2164	49884	2455	52339	2396	54735	2445	57180	2335	59515	2395	61910	2395
NAL/LN RATIO																

BUILDING: BYBHFLMA CHART: 23.0



NOTES:  
2002 RACF  
9925 VMS  
9926 CCS ACCESS CAPABILITY  
9930 CALLER ID (CLID & CND)  
9932 100% AMA RECORDING  
2034 NPA 407 EFFECTIVE  
04/16/88

REASON FOR REISSUE:  
2972 221 SE 4TH STREET  
BOYNTON BCH

DATE OF ISSUE: 01/14/92  
EXCHANGE: BOYNTON BEACH  
DATABASE: LIVE  
EQ TYPE: 1AES  
NXX:  
364 369 731 732 734 735  
736 737 738

BUILDING: BYBFLMA STATE: FL  
LATA: SOET/460  
COMPANY: SBEL AREA: SBFX  
DIVISION: NORT DISTRICT: WPBH  
EXHAUST: \*\*/\*\*/\*\*  
CONTACT: H RUSSETTE  
NUMBER: D JOHNSON  
EQ ENGINEER CHRSTENSEN

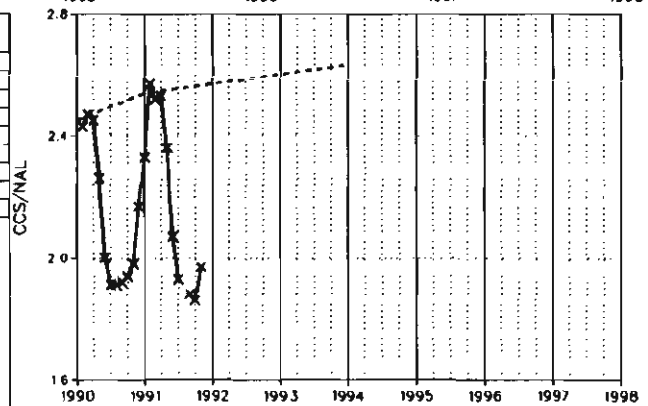
E. A. DATE 04/29/85  
DIR CLOSE 07/10/92  
DIR DELIVER 10/02/92  
NAL FCST 06/15/91  
CCS FCST 08/15/91  
ENTITY CUT 10/09/83  
ENTITY TERM 09/11/94  
LATEST NAL 50239  
SWITCH HOST  
ENTITY:

CHART:  
BYBFLMACGO 23.1

YEAR	1990	1991	1992	1993	1994	1995	1996	1997	1998
NAL	45310 (A)	47720 (A)	49884 (F)	52339 (F)	54735 (F)				
LINES	45310	47720	49884	52339	54735				
CCS/NAL	2.45	2.54	2.57	2.60	2.63				
CCS STATUS	A	A							
NAL/LN RATIO	1.00000	1.00000	1.00000	1.00000	1.00000				

SYC.	1990												1991												1992												JOBNUM	RDYSO	REQSD	SHIP			
	01	02	03	04	05	06	07	08	09	10	11	12	01	02	03	04	05	06	07	08	09	10	11	12	01	02	03	04	05	06	07	08	09	10	11	12							
DTS	0.07	0.09	0.09	0.09	0.09	0.09	0.09	0.09	0.09	0.09	0.09	0.09	0.09	0.09	0.09	0.09	0.09	0.09	0.09	0.09	0.09	0.09	0.09																	PEA2039	09/30/90	03/07/91	03/03/90
IML	0.18	0.20	0.20	0.20	0.20	0.20	0.20	0.20	0.20	0.20	0.20	0.20	0.20	0.20	0.20	0.20	0.20	0.20	0.20	0.20	0.20	0.20	0.20															PEA3870	04/01/91	04/01/91	01/26/91		
%IFFM																																							PEA8962	09/14/92	09/14/92	07/18/92	
																																							PEA2042	08/15/93	08/18/93	03/27/93	
																																							DISP1994	09/11/94	09/11/94	08/13/94	



REPORT: PARTB

PAGE: 1 OF 1

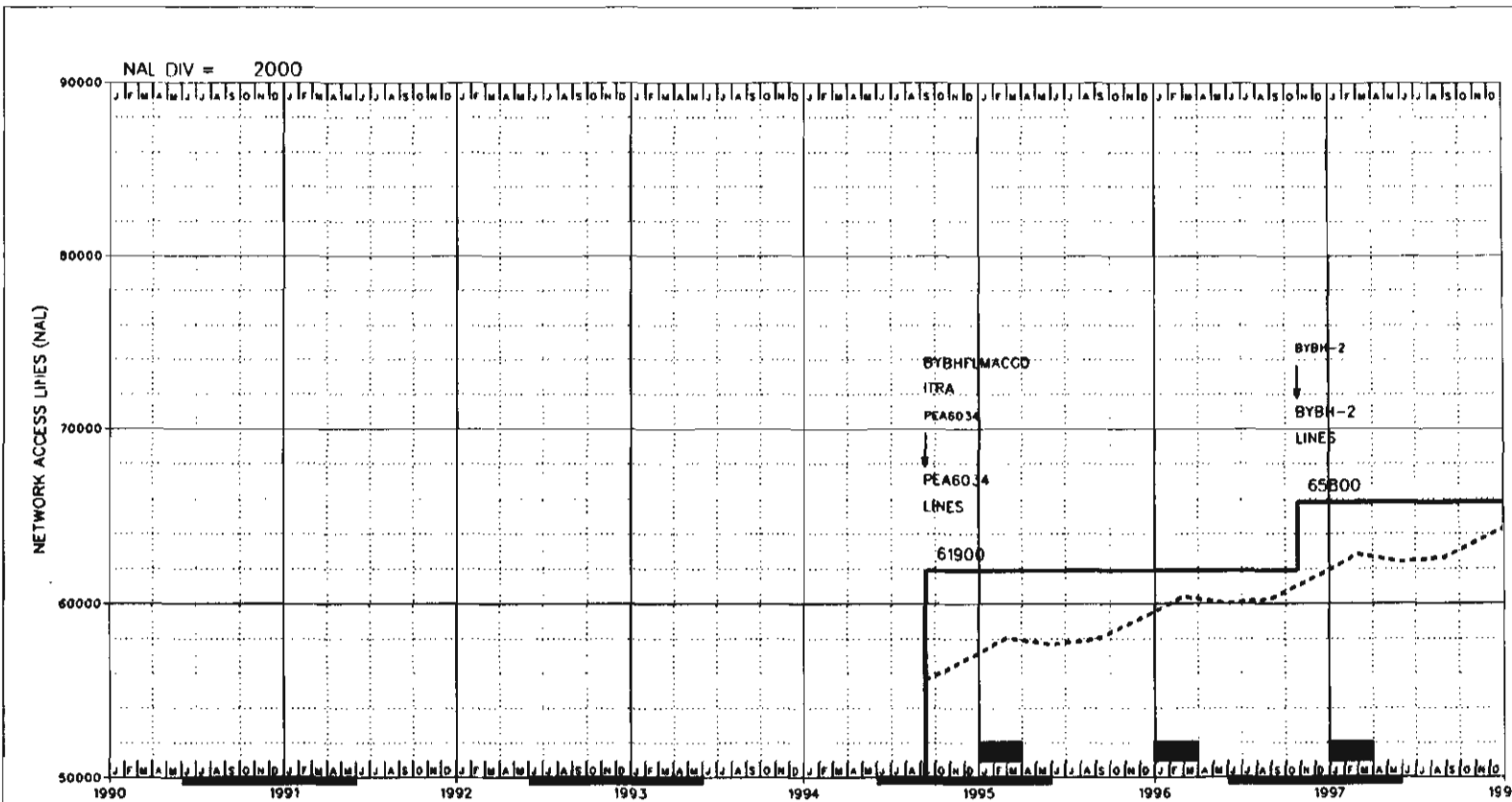
BUILDING: BOYNTON BEACH MAINTENITY: BYBHFLMACCO  
ENT CUT: 10/09/83 ENT TERM: 09/11/94

LSOF SYSTEM  
GRAPHIC PART B VERSION 1.00  
DATABASE: LIVE

DATE: 01/14/92  
TIME: 19:01:07  
CHART NO.: 23.1  
EO TYPE: IAES

JOB/AOJ/AT	PEA2039	PEA3870	PEA6962	PEA2042	1994AT1	01SP1994
EVENT-NUM	EVT1	EVT1	EVT1	EVT1		EVT1
EVENT-DATE	09/30/90	04/01/91	09/14/92	08/15/93	09/11/94	09/11/94
ROYSO/TOATE	09/30/90	04/01/91	09/14/92	08/15/93	09/11/94	09/11/94
REQSO	03/07/91	04/01/91	09/14/92	08/18/93	**/**/**	09/11/94
CAP EXH.	**/**/**	**/**/**	**/**/**	**/**/**	**/**/**	**/**/**
SHIP DATE	03/03/90	01/26/91	07/18/92	03/27/93		08/13/94
JOB DESC.	GA	GENERIC	FEATURES	GA	1TRA	01SP
NAL TRANS					-55600	
TRANS ENT					8Y8HFLMA050	
LSEI	LLIA0	LLIA0	LLIA0	LLIA0		
NAL CAP SE	3100 54000	100 54100	54100	2000 56100		-56100 0
TC	6200 61900	61900	61900	-1100 60800		-60800 0
LNS	5500 54000	54000	54000	1600 55600		-55600 0
NOS	1100 55800	-700 55100	55100	8500 63600		-63600 0
ML	5500 54000	54000	54000	1600 55600		-55600 0
CNTRX CAP	270 270	270	270	270 270		-270 0
INST. NOS	10000 80000	80000	80000	10000 90000		-90000 0
UAV ASSGN	5950 11640	11640	11640	11640		-11640 0
%FNOS	85.00	85.00	85.00	85.00		
INST. LNS	6144 61440	61440	61440	2048 63488		-63488 0
UAV ASSGN	129 1290	1290	1290	43 1333		-1333 0
%TOTAL FILL	89.60	89.77	89.77	90.26		90.10
LNCAP IN LNS	5500 54000	54000	54000	1600 55600		-55600 0
SIZING DATE	07/29/89	02/15/90	11/04/92	08/23/91		03/15/94
NOO DUE	03/09/89	02/22/90	01/11/92	05/23/92		01/30/94
TELCO DUE	07/06/89	06/28/90	03/21/92	09/19/92		05/07/94
TURNOVER	09/30/90	04/01/91	09/14/92	08/15/93		09/11/94
GENERIC SVC		03/22/91				
GENERIC	1AE10	1AE11	1AE11	1AE11		
CONC RATIO	6:1	6:1	6:1	6:1		
ENG LSF						0.00
ENG CCS/NAL	2.50	2.50	2.50	2.63		
DESIGN BS						0.00
MRAJ	34.60	0.00	0.00	12.88		0.00
PROCESSOR	-33900 133000	-7000 126000	126000	-9900 116100		-116100 0
CAP TRUNK	40 200	200	200	20 220		-220 0
DGTL TK UNIT	2			1		
LLN/LT/SM/NM	10	10	10	1	11	-11 0
LSR/LTS/#!/#	6 60	60	60	2	62	-62 0
LSH/#!/#L32	0	0	0		0	0 0
TSC/#!/TSS/NP	4 32	32	32		32	-32 0
TLN/#!/#L64	2048	2048	2048		2048	-2048 0
TOT FRS/SHL	8	0	0	3		0
REUSE FR/SHL	7	0	0	2		0
GROSS ADONS	647	S	2	200		0
EXT JOB DESC	LINES/OCT'S	1AE11/NET/IN	FEATURES	2048LNS/IDCT		1AESS/REPL
%CTOIP	5.40	S.87	S.87	S.87		0.00

JOB CAT.     A                     G                     H                     A                     0



NOTES:  
2034 NPA 407 EFFECTIVE  
04/16/88

REASON FOR REISSUE:  
2972 221 SE 4TH STREET  
BOYNTON BCH

DATE OF ISSUE: 01/14/92  
EXCHANGE: BOYNTON BEACH  
DATABASE: LIVE  
EQ TYPE: DCTL  
NXX:  
364F 369F 731F 732F 734F 735F  
736F 737F 738F

BUILDING: BYBFLMA STATE: FL  
LATA: SOET/460  
COMPANY: SBEL AREA: SBFX  
DIVISION: NORT DISTRICT: WPBH  
EXHAUST: \*\*/\*\*/\*\*  
CONTACT: H.RUSSETTE  
NUMBER 305-492-2606  
EQ ENGINEER

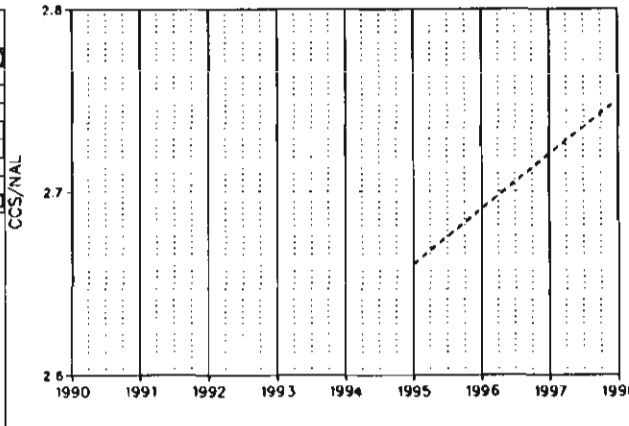
E. A. DATE 08/08/88  
DIR CLOSE \*\*/\*\*/\*\*  
DIR DELIVER \*\*/\*\*/\*\*  
NAL FCST 06/15/91  
CCS FCST 08/15/91  
ENTITY CUT 09/11/94  
ENTITY TERM 09/09/99  
LATEST NAL  
SWITCH HOST

ENTITY: CHART:  
BYBFLMADSO 23.2

YEAR	1990	1991	1992	1993	1994	1995	1996	1997	1998
NAL						57180 (F)	59515 (F)	61910 (F)	64305 (F)
LINES						57180	59515	61910	64305
CCS/NAL						2.66	2.69	2.72	2.75
CCS STATUS									
NAL/LN RATIO						1.00000	1.00000	1.00000	1.00000

SVC.	1990	1991	1992	JOBNUM	RDYSO	REQSD	SHIP
DTS				PEA6034	09/11/94	09/11/94	01/08/94
IML				BYBH-2	10/27/98	10/27/98	06/08/98
%IFFM							



REPORT: PARTB

PAGE: 1 OF 1

BUILDING: BOYNTON BEACH MAINTENITY: BYBHFLMAOSO

ENT CUT: 09/11/94

ENT TERM: 09/09/99

LSOF SYSTEM  
GRAPHIC PART B VERSION 1.00  
DATABASE: LIVE

DATE: 01/14/92

TIME: 19:01:07

CHART NO.: 23.2

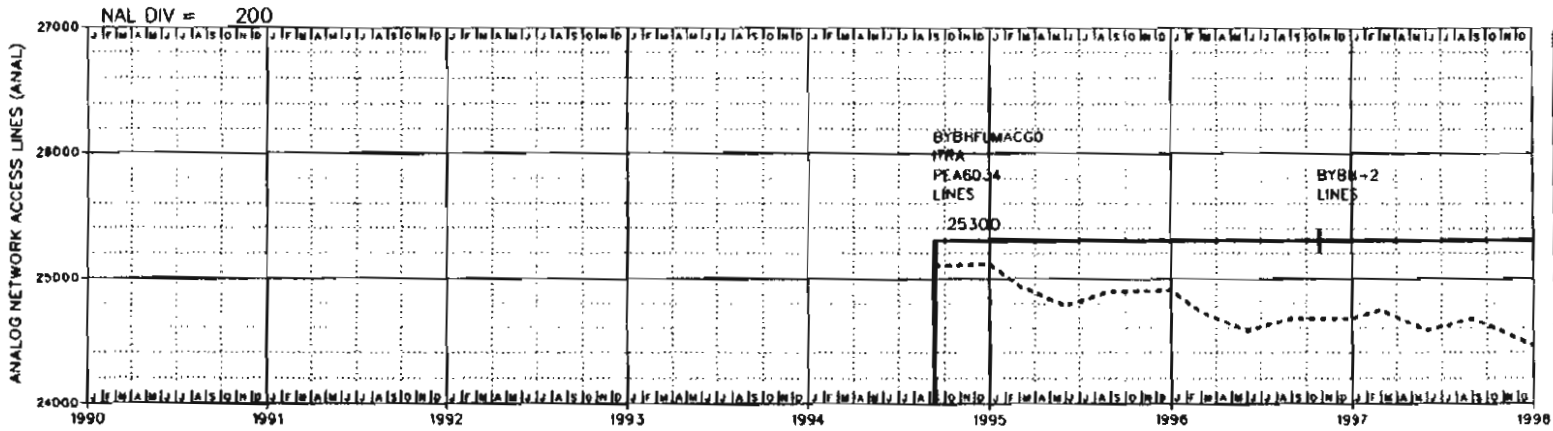
EQ TYPE: OGTL

JOB/ROJ/AT	1994AT1	PEA6034	BYBH-2
EVENT-NUM		EVT1	EVT1
EVENT-DATE	09/11/94	09/11/94	10/27/96
ROYSO/TOATE	09/11/94	09/11/94	10/27/96
REQSO	##/##/##	09/11/94	10/27/96
CAP EXH.	##/##/##	##/##/##	##/##/##
SHIP DATE	##/##/##	01/08/94	06/08/96
JOB DESC.	ITRA	REPL	GA
NAL TRANS	55600		
TRANS ENT	BYBHFLMACGO		
LSEI		NTW	NTW
NAL CAP SE		81800 81800	2100 83900
TC		81800 81800	2100 83900
LNS		61900 61900	3900 65800
NOS		66600 66600	66600 66600
ML		61900 61900	3900 65800
CNTRX CAP		300 300	100 400
INST. NOS		90000 90000	90000 90000
URV ASSGN		11640 11640	11640 11640
%FNOS		85.00	85.00
INST. LNS		81536 81536	4992 86528
URV ASSGN		1046 1046	1046 1046
%TOTAL FILL		76.90	76.98
LNCAP IN LNS		61900 61900	3900 65800
SIZING DATE		03/14/91	06/27/91
NOD DUE		03/20/93	08/05/95
TELCO DUE		07/03/93	12/02/95
TURNOVER		07/10/94	10/27/96
GENERIC SVC			
GENERIC			
CUNC RATIO			
ENG LSF			
ENG CCS/NAL		2.55	2.57
DESIGN BS			
MRAJ		25.53	0.00
PROCESSOR		117200 117200	117200 117200
CAP TRUNK		240 240	16 256
DGTL TK UNIT		15	1
LLN/LI/SM/NM		30 30	2 32
LSR/LTS/##			
LSH/##/L32			
TSC/##/TSS/NP		236 236	12 248
ILN/##/L64			
TOT FRS/SHL		64	4
REUSE FR/SHL			0
GROSS ADDNS		7600	370
EXT JOB DESC		NEW/SWITCH	
%CTDIP		5.87	5.87

JOB CAT.

I

A



NOTES:  
2034 NPA 407 EFFECTIVE  
04/16/88

REASON FOR REISSUE:  
2972 221 SE 4TH STREET  
BOYNTON BCH

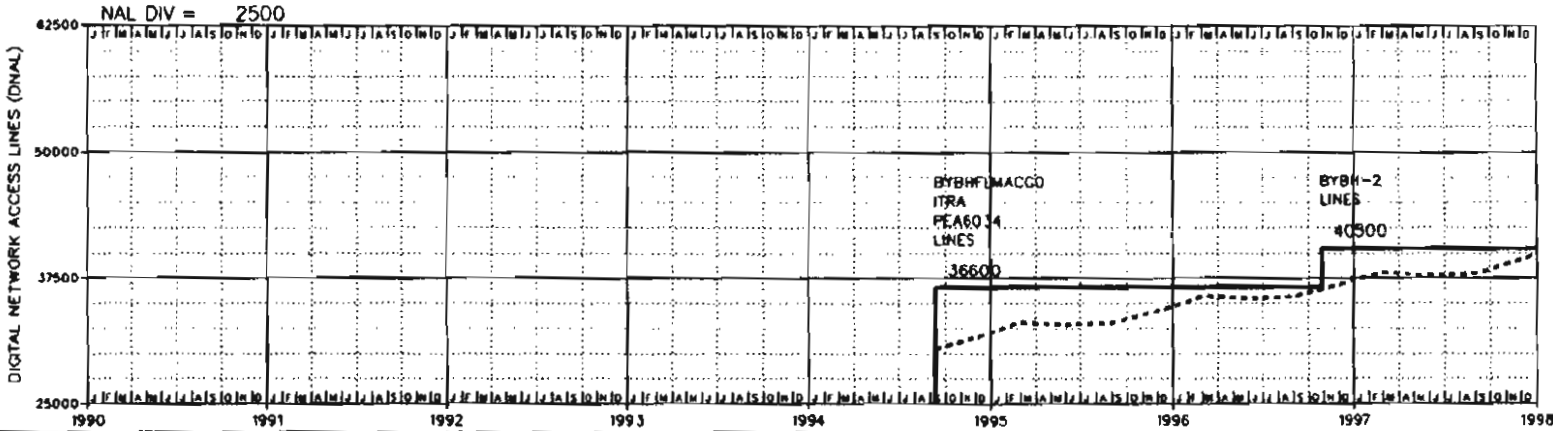
DATE OF ISSUE: 01/14/92  
EXCHANGE: BOYNTON BEACH  
DATABASE: LIVE  
EQ TYPE: DGTL  
ANALOG

BUILDING: BOYNTON BEACH  
SWITCH HOST  
FCST DATE: 06/15/91  
LATEST ANAL: -9998998  
CONTACT: H.RUSSETTE  
CONTACT NO.: 305-492-2606  
EQUIP ENGR

DIGITAL  
OLCFCST DATE: 07/01/91  
LATEST DNAL: -9998998  
LATEST SLC: -9998998  
LATEST URBN: -9998998  
LATEST DT12: -9998998

ENTITY: CHART:  
BYBFLMADSO 23.2

YEAR	1990	1991	1992	1993	1994	1995	1996	1997	1998
NAL						25117 (F)	24909 (F)	24678 (F)	24450 (F)
ANAL LINES						25117	24909	24678	24450
CCS/NAL						2.66	2.69	2.72	2.75
ACCS ACTUAL									
NAL/LN RATIO						1.00000	1.00000	1.00000	1.00000



YEAR	1990	1991	1992	1993	1994	1995	1996	1997	1998
NAL						32063 (F)	34606 (F)	37232 (F)	39855 (F)
DNAL CCS/NAL						2.66	2.69	2.72	2.75
DNAL ACTUAL									
SLC SYS						238	241	248	251
URBAN SYS						45	50	55	60
NAL/LN RATIO						1.00000	1.00000	1.00000	1.00000

REPORT: PARTB

PAGE: 1 OF 1

BUILDING: BOYNTON BEACH MAINTENITY: BYBFLMAOSO

ENT CUT: 09/11/94

ENT TERM: 09/09/99

LSOF SYSTEM

DIGITAL PART B VERSION 1.00

DATABASE: LIVE

DATE: 01/14/92

TIME: 19:01:07

CHART NO.: 23.2

EQ TYPE: OGTL

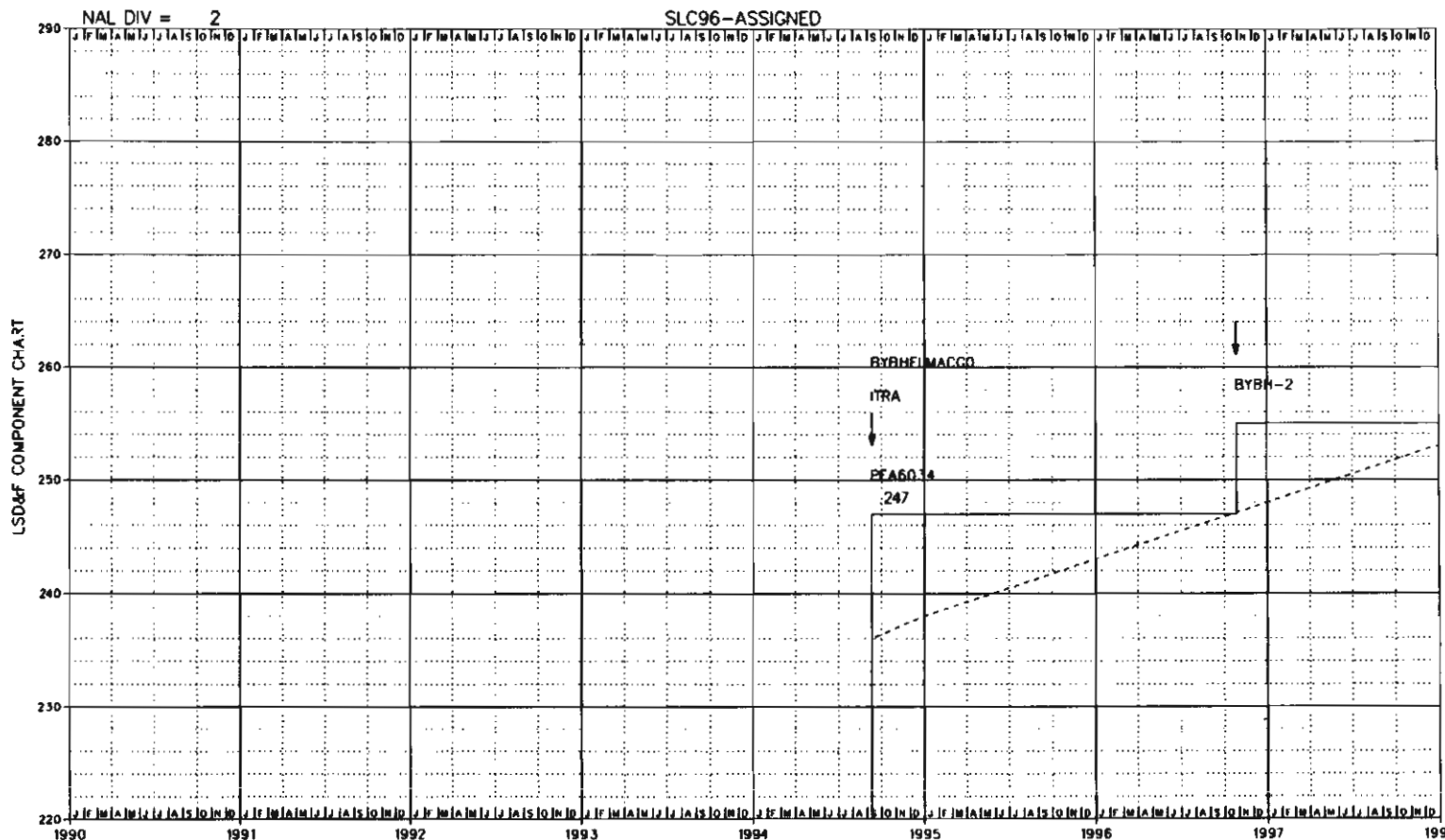
JOB/ROJ/AT	1994AT1	PEA6034	BYBH-2
EVENT-NUM		EVT1	EVT1
EVENT-DATE	09/11/94	09/11/94	10/27/96
ROYSD/TOATE	09/11/94	09/11/94	10/27/96
REQSD	**/**/**	09/11/94	10/27/96
CAP EXH.	**/**/**	**/**/**	**/**/**
SHIP DATE	**/**/**	01/08/94	06/08/96
JOB DESC.	ITRA	REPL	GA
TRANS ENT	BYBFLMACGO		

ANALOG SECTION -----

NAL TRANS	25100				
NAL CAP TC		29300	29300	-200	29100
LNS		25300	25300		25300
ML		25300	25300		25300
LINE UNITS		44	44		44
INST. LNS		28160	28160		28160
URV ASSGN		422	422		422
%FILL		91.21		91.21	
ALNCAP LNS		25300	25300		25300
RENG CCS NAL		2.55		2.57	
ANLG DEF LNS					
ISON CAP TC		1000	1000	1000	2000
ISON CAP LNS		500	500	500	1000
ISON CAP ML		500	500	500	1000
ISON LN MOO					
ISON INS LNS		500	500	500	1000
ISON URV LNS			0		
ISON %FILL		100.00		100.00	
ISON ENG CCS		20.00		20.00	

DIGITAL SECTION -----

NAL TRANS	30500				
NAL CAP TC		52500	52500	2300	54800
LNS		36600	36600	3900	40500
ML		36600	36600	3900	40500
LINE UNITS		76	76		80
INST. LNS		53376	53376	4992	58368
URV ASSGN		624	624		624
%FILL		69.38		70.14	
DLNCAP LNS		36600	36600	3900	40500
RENG CCS NAL		2.55		2.57	
CAP SLC SYS		247	247	8	255
ENG SLC MD 1		227	227	6	233
ENG SLC MD2		20	20	2	22
DEF SLC SYS					
CAP URBN SYS		55	55	8	63
DEF URBN SYS					
CAP OMS112					
SLC DLU		62	62	2	64
URBAN DLU		14	14	2	16



NOTES:  
2034 NPA 407 EFFECTIVE  
04/16/88

REASON FOR REISSUE:  
2972 221 SE 4TH STREET  
BOYNTON BCH

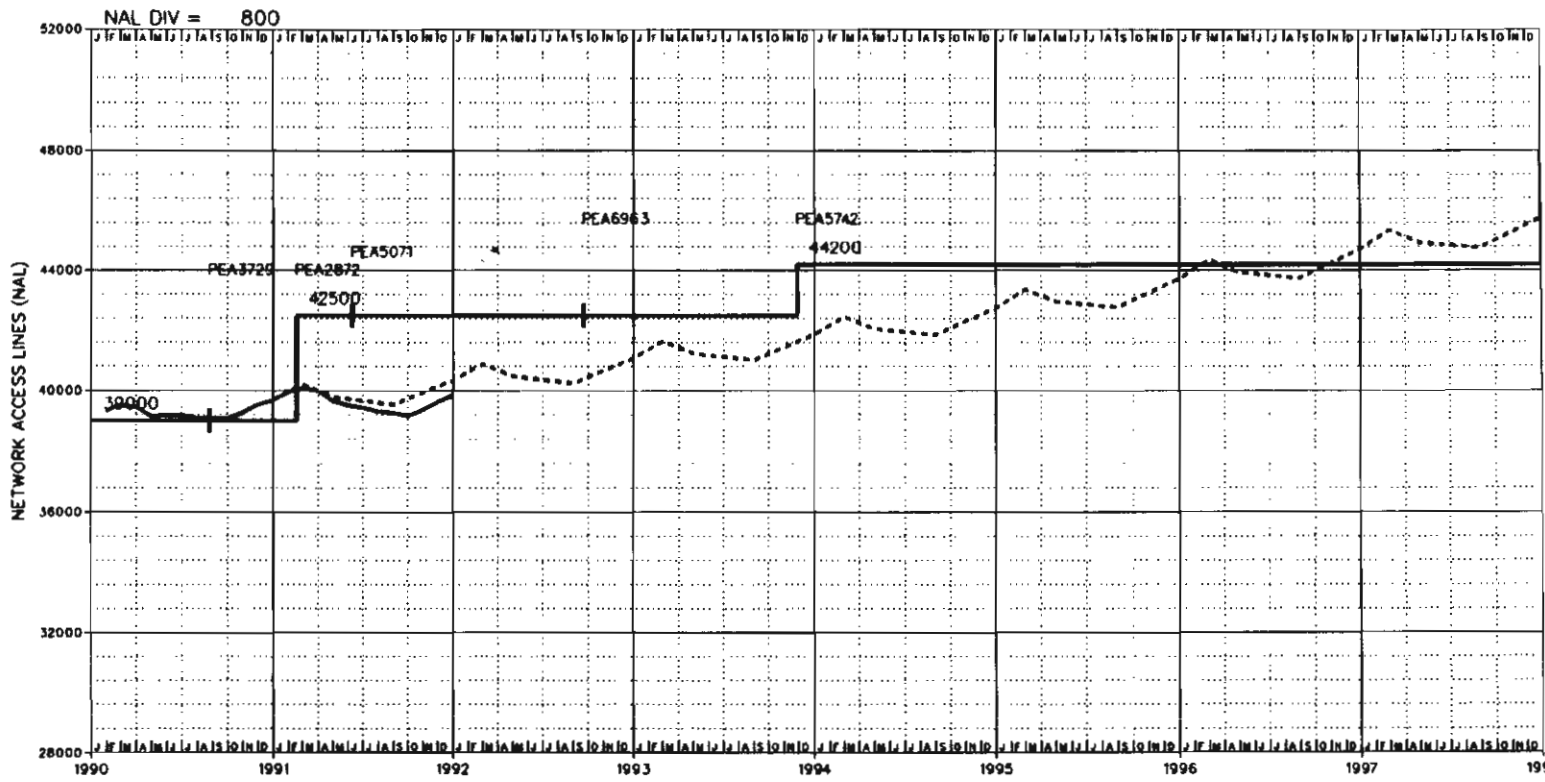
DATE OF ISSUE: 01/14/92  
EXCHANGE: BOYNTON BEACH  
DATABASE: LIVE  
EQ TYPE: DGTL  
NXX: 364F 369F 731F 732F 734F  
735F 736F 737F 738F

BUILDING: BYBHFLMA STATE: FL  
LATA: SOET/460  
COMPANT: SBEL AREA: SBFX  
DIVISION: NORT DISTRICT: WPRH  
EXHAUST: \*\*/\*\*/\*\*  
CONTACT: H RUSSETTE  
NUMBER: 305-492-2606

YEAR	1990	1991	1992	1993	1994	1995	1996	1997
DEMAND GAIN						238 (F) 5	243 (F) 5	248 (F) 5
SLC MODE 1C								
SLC MODE 1F						223	227	231
SLC MODE 2C								
SLC MODE 2F						15	16	17

ENTITY: BYBHFLMADSO CHART: 23.2





NOTES:

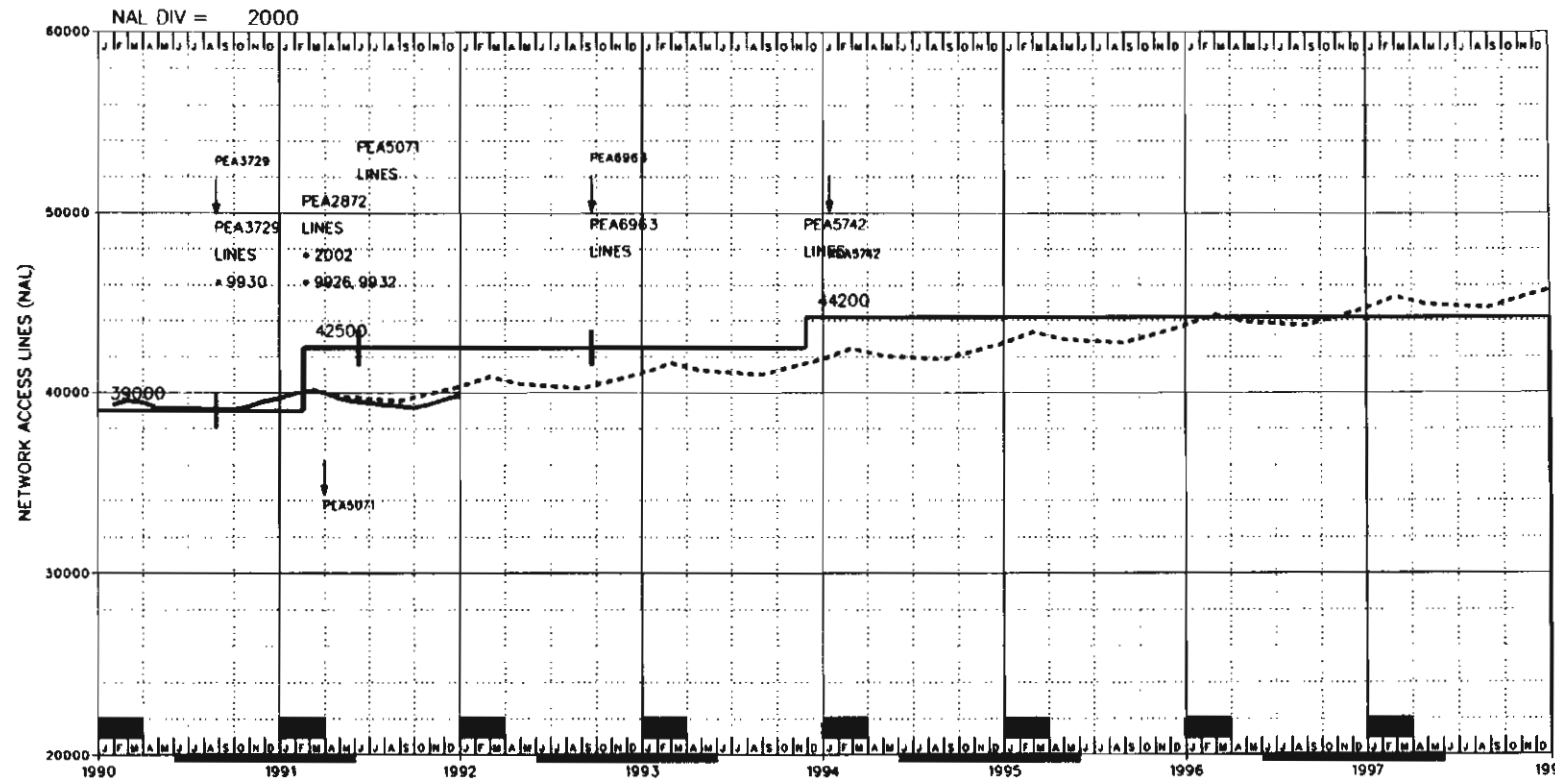
REASON FOR REISSUE:

DATE OF ISSUE: 01/14/92  
 EXCHANGE: WEST PALM BEACH  
 DATABASE: LIVE

BUILDING: WPBHFLLE STATE: FL  
 LATA: SOET/460  
 COMPANY: SBEL AREA: SBFX  
 DIVISION: NORT DISTRICT: WPBH  
 EXHAUST: 12/31/99

YEAR	1990		1991		1992		1993		1994		1995		1996		1997	
NAL/GAIN	38919	753	39672	663	40335	740	41075	795	41870	886	42756	960	43716	990	44706	1040
NAL/LN RATIO																

BUILDING: WPBHFLLE CHART: 24.0



NOTES:  
 2002 RACF  
 9926 CCS ACCESS CAPABILITY  
 9930 CALLER ID (ICLID & CND)  
 9932 100% AMA RECORDING

REASON FOR REISSUE:  
 2974 120 N 'K' STREET  
 LAKE WORTH

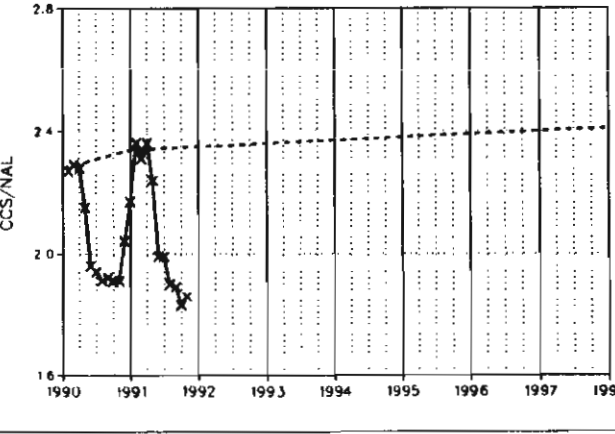
DATE OF ISSUE: 01/14/92  
 EXCHANGE: WEST PALM BEACH  
 DATABASE: LIVE  
 EO TYPE: 1AES  
 NXX:  
 533 540S 547 550 580S 582  
 585 586 588

BUILDING: WPBHFLLE STATE: FL  
 LATA: SOET/46D  
 COMPANY: SBEL AREA: SBFX  
 DIVISION: NORT DISTRICT: WPBH  
 EXHAUST: 12/31/99  
 CONTACT: H RUSSETTE  
 NUMBER: 305-492-2606  
 EO ENGINEER

E. A. DATE 04/15/85  
 DIR CLOSE 07/10/92  
 DIR DELIVER 10/19/92  
 NAL FCST 06/15/91  
 CCS FCST 08/15/91  
 ENTITY CUT 12/08/74  
 ENTITY TERM 10/18/98  
 LATEST NAL 39837  
 SWITCH HOST  
 ENTITY:

CHART:  
 WPBHFLLE58E 24.1

YEAR	1990	1991	1992	1993	1994	1995	1996	1997	1998	
NAL	38919 (A)	39672 (A)	40335 (F)	41075 (F)	41870 (F)	42756 (F)	43716 (F)	44706 (F)	45746 (F)	
LINES	38919	39672	40335	41075	41870	42756	43716	44706	45746	
CCS/NAL	2.28	2.34	2.35	2.36	2.37	2.38	2.39	2.40	2.41	
CCS STATUS		A								
NAL/LN RATIO	1.00000	1.00000	1.00000	1.00000	1.00000	1.00000	1.00000	1.00000	1.00000	
SVC.	1990			1991			1992			
DTS	0.03 0.04 0.05 0.06 0.07 0.08 0.09 0.10 0.11 0.12 0.13 0.14 0.15 0.16 0.17 0.18 0.19 0.20	0.03 0.04 0.05 0.06 0.07 0.08 0.09 0.10 0.11 0.12 0.13 0.14 0.15 0.16 0.17 0.18 0.19 0.20	0.03 0.04 0.05 0.06 0.07 0.08 0.09 0.10 0.11 0.12 0.13 0.14 0.15 0.16 0.17 0.18 0.19 0.20	0.03 0.04 0.05 0.06 0.07 0.08 0.09 0.10 0.11 0.12 0.13 0.14 0.15 0.16 0.17 0.18 0.19 0.20	0.03 0.04 0.05 0.06 0.07 0.08 0.09 0.10 0.11 0.12 0.13 0.14 0.15 0.16 0.17 0.18 0.19 0.20	0.03 0.04 0.05 0.06 0.07 0.08 0.09 0.10 0.11 0.12 0.13 0.14 0.15 0.16 0.17 0.18 0.19 0.20	0.03 0.04 0.05 0.06 0.07 0.08 0.09 0.10 0.11 0.12 0.13 0.14 0.15 0.16 0.17 0.18 0.19 0.20	0.03 0.04 0.05 0.06 0.07 0.08 0.09 0.10 0.11 0.12 0.13 0.14 0.15 0.16 0.17 0.18 0.19 0.20	0.03 0.04 0.05 0.06 0.07 0.08 0.09 0.10 0.11 0.12 0.13 0.14 0.15 0.16 0.17 0.18 0.19 0.20	0.03 0.04 0.05 0.06 0.07 0.08 0.09 0.10 0.11 0.12 0.13 0.14 0.15 0.16 0.17 0.18 0.19 0.20
IML	0.02 0.03 0.04 0.05 0.06 0.07 0.08 0.09 0.10 0.11 0.12 0.13 0.14 0.15 0.16 0.17 0.18 0.19 0.20	0.02 0.03 0.04 0.05 0.06 0.07 0.08 0.09 0.10 0.11 0.12 0.13 0.14 0.15 0.16 0.17 0.18 0.19 0.20	0.02 0.03 0.04 0.05 0.06 0.07 0.08 0.09 0.10 0.11 0.12 0.13 0.14 0.15 0.16 0.17 0.18 0.19 0.20	0.02 0.03 0.04 0.05 0.06 0.07 0.08 0.09 0.10 0.11 0.12 0.13 0.14 0.15 0.16 0.17 0.18 0.19 0.20	0.02 0.03 0.04 0.05 0.06 0.07 0.08 0.09 0.10 0.11 0.12 0.13 0.14 0.15 0.16 0.17 0.18 0.19 0.20	0.02 0.03 0.04 0.05 0.06 0.07 0.08 0.09 0.10 0.11 0.12 0.13 0.14 0.15 0.16 0.17 0.18 0.19 0.20	0.02 0.03 0.04 0.05 0.06 0.07 0.08 0.09 0.10 0.11 0.12 0.13 0.14 0.15 0.16 0.17 0.18 0.19 0.20	0.02 0.03 0.04 0.05 0.06 0.07 0.08 0.09 0.10 0.11 0.12 0.13 0.14 0.15 0.16 0.17 0.18 0.19 0.20	0.02 0.03 0.04 0.05 0.06 0.07 0.08 0.09 0.10 0.11 0.12 0.13 0.14 0.15 0.16 0.17 0.18 0.19 0.20	0.02 0.03 0.04 0.05 0.06 0.07 0.08 0.09 0.10 0.11 0.12 0.13 0.14 0.15 0.16 0.17 0.18 0.19 0.20
%IFFM										
JOBNUM										
RDYSD										
REQSD										
SHIP										
PEA3729							08/26/90 08/26/90 01/20/90			
PEA2872							02/17/91 03/18/89 07/07/90			
PEA5071							06/09/91 03/31/91 03/08/91			
PEA8963							09/21/92 09/21/92 07/25/92			
PEA5742							11/27/93 01/14/94 07/02/93			
DISP1998							10/18/98 10/18/98 09/19/98			



REPORT: PARTB

PAGE: 1 OF 2

BUILDING: WP8H LAKE WORTH  
ENT CUT: 12/08/74

ENTITY: WP8HFLLE58E  
ENT TERM: 10/18/98

L50F SYSTEM  
GRAPHIC PART B VERSION 1.00  
DATABASE: LIVE

DATE: 01/14/92  
TIME: 19:01:07  
CHART NO.: 24.1  
EQ TYPE: 1AES

JOB/ROJ/AT PEA3729  
EVENT-NUM EVT1  
EVENT-DATE 08/26/90  
ROYSO/TOATE 08/26/90  
REQSO 08/26/90

CAP EXH. ##/##/##  
SHIP DATE 01/20/90  
JOB OESC. MISC  
NAL TRANS  
TRANS ENT

LSEI COR  
NAL CAP SE 42600  
TC 50000  
LNS 39000  
NOS -900 53000  
ML 39000

CNTRX CAP 0  
INST. NOS 70000  
UAV ASSGN 1028 7638  
%FNOS 85.00

INST. LNS 45056  
UAV ASSGN 946  
%TOTAL FILL 88.40  
LNCAP IN LNS 39000

SIZING DATE 10/24/89  
NOO DUE 10/21/89  
TELCO DUE 11/04/89  
TURNOVER 08/26/90  
GENERIC SVC  
GENERIC 1AE10  
CONC RATIO 6:1  
ENG LSF  
ENG CCS/NAL 2.28  
DESIGN BS

MRAJ 6.90  
PROCESSOR 107600  
CAP TRUNK 120  
DCTL TK UNIT 2  
LLN/LI/SM/NM 9  
LSR/LTS/##/## 44

LSH/##/##/L32 4  
TSC/##/TSS/NP 28  
TLN/##/##/L64 1024  
TOT FR/SHL 1  
REUSE FR/SHL 0  
GROSS ROOMS 51  
EXT JOB OESC ICL10  
%CTOIP 8.60

PEA2872  
EVT1  
02/17/91  
02/17/91  
05/18/89

##/##/##  
07/07/90  
GA

LTJCTR  
1400 44000  
-6000 44000  
3500 42500  
-1400 51600  
3500 42500

1000 1000  
70000  
1628 9266  
85.00

4096 49152  
86 1032  
88.40  
3500 42500

03/07/89  
09/23/89  
01/20/90  
02/17/91  
02/01/91  
1AE11  
6:1  
2.33

34.89 87200  
-20400 160  
40 160  
2  
1 10  
4 48

4 32  
1024  
5  
5  
639  
LINES/OCT  
8.60

PEA5071  
EVT1  
06/09/91  
06/09/91  
03/31/91

##/##/##  
03/08/91  
TKS

LTJCTR  
44000  
44000  
42500  
51400  
42500

1000  
70000  
300 9566  
85.00

49152  
1032  
88.40  
42500

09/11/90  
10/20/90  
12/08/90  
05/19/91  
1AE11  
6:1  
2.33

0.00 87200  
20 180  
1  
1 10  
4 48

32 32  
1024  
1  
1  
65  
OCT/CS/E911  
8.75

PEA6963  
EVT1  
09/21/92  
09/21/92  
09/21/92

##/##/##  
07/25/92  
FEATURES

LTJCTR  
44000  
44000  
42500  
51400  
42500

1000  
70000  
85.00  
85.00

49152  
1032  
88.40  
42500

11/04/92  
01/18/92  
03/28/92  
09/21/92  
1AE11  
6:1  
2.33

0.00 87200  
180  
1  
1 10  
4 48

32 32  
1024  
0  
0  
2  
FEATURES  
8.75

PEA5742  
EVT1  
11/27/93  
11/27/93  
01/14/94

##/##/##  
07/02/93  
GA

LTJCTR  
2600 46600  
2600 46600  
1700 44200  
-500 50900  
1700 44200

1000  
70000  
600 10166  
85.00

2048 51200  
43 1075  
88.40  
1700 44200

08/21/91  
08/28/92  
12/25/92  
11/27/93  
1AE11  
6:1  
2.40

58.68 81800  
-5400 200  
1  
1 11  
2 50

4 36  
1024  
3  
3  
450  
LNS/1-DCT  
8.75

1998ATI  
EVT1  
10/18/98  
10/18/98  
##/##/##  
##/##/##  
##/##/##  
ITRA  
-45800  
WBHFLLEO50

JOB CAT. M

A

T

M

A

REPORT: PARTB

PAGE: 2 OF 2

BUILDING: WP8H LAKE WORTH

ENT CUT: 12/08/74

ENTITY: WP8HFLLE58E

ENT TERM: 10/18/98

LSOF SYSTEM  
GRAPHIC PART B VERSION 1.00  
DATABASE: LIVE

DATE: 01/14/92

TIME: 19:01:07

CHART NO.: 24.1

EQ TYPE: 1AES

JOB/AOJ/AT 01SP1998  
EVENT-NUM EY11  
EVENT-DATE 10/18/98  
ROYSD/TOATE 10/18/98  
REOSD 10/18/98

CAP EXH. ##/##/##  
SHIP DATE 09/19/98  
JOB DESC. 01SP  
NAL TRANS  
TRANS ENT

LSEI LT-JCTR  
NAL CAP SE -46600 0  
TC -46600 0  
LNS -44200 0  
NOS -50900 0  
ML -44200 0

CNTRX CAP -1000 0  
INST. NOS -70000 0  
UAV ASSGN -10166 0  
ZFNS 85.00  
INST. LNS -51200 0  
UAV ASSGN -1075 0

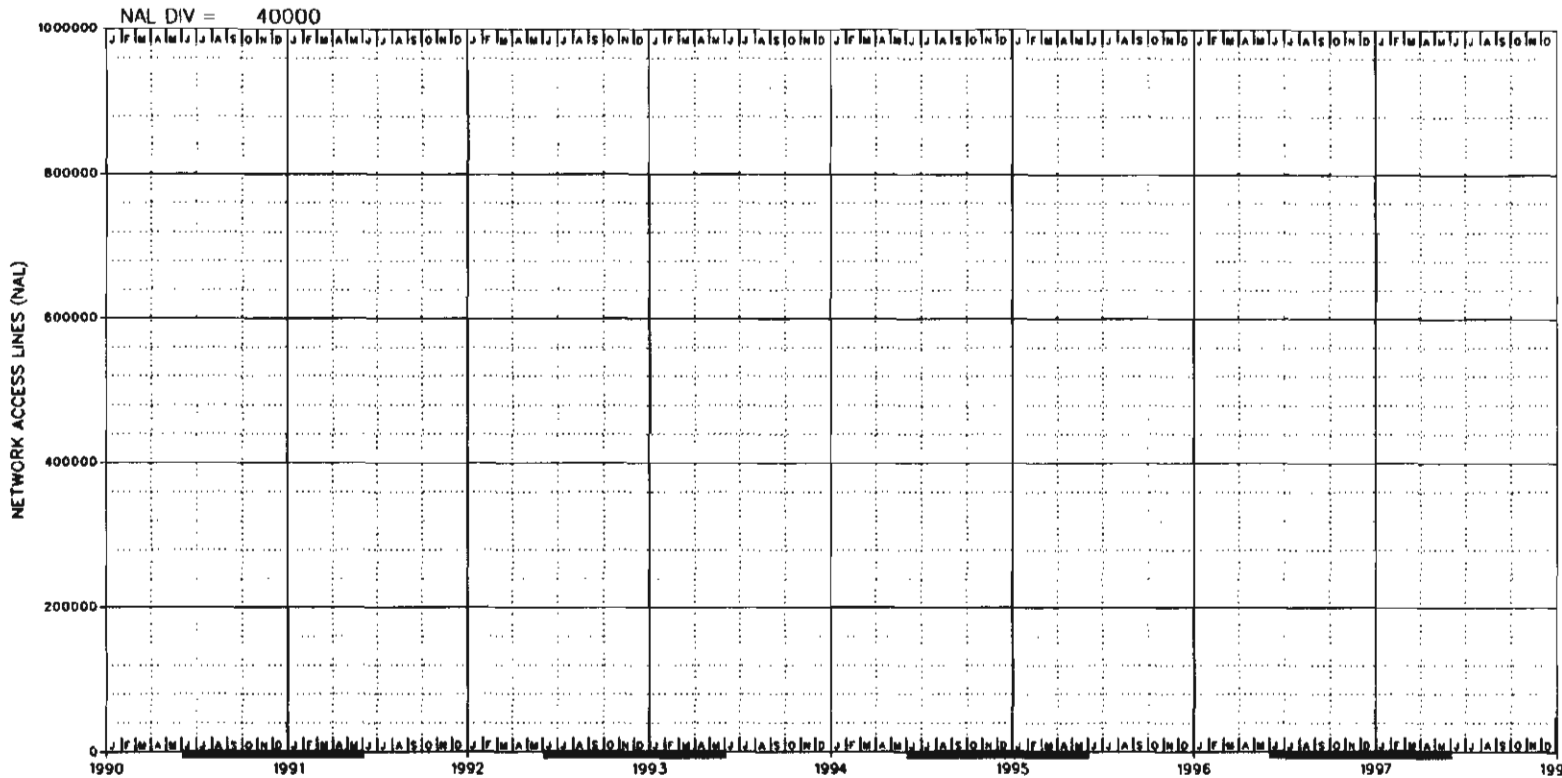
%TOTAL FILL  
LNCAP IN LNS -44200 0  
SIZING DATE 05/09/91  
NOO DUE 01/03/98  
TELCO DUE 03/14/98  
TURNOVER 10/18/98

GENERIC SVC  
GENERIC  
CONC RATIO  
ENG LSF  
ENG CCS/NAL  
DESIGN BS

MRAJ 0.00  
PROCESSOR -81800 0  
CAP TRUNK -200 0  
DCTL TK UNIT 0  
LLN/LI/SM/NM -11 0  
LSR/LTS/## -50 0  
LSH/##/L32 0  
TSC/##/TSS/MP -36 0  
TLN/##/L64 -1024 0

TOT FRS/SHL  
REUSE FR/SHL  
GROSS ADONS  
EXT JOB DESC RETIRE/1AES5  
%CTOIP 0.00

JOB CAT. 0



NOTES:

REASON FOR REISSUE:  
 2974 120 N 'K' STREET  
 LAKE WORTH

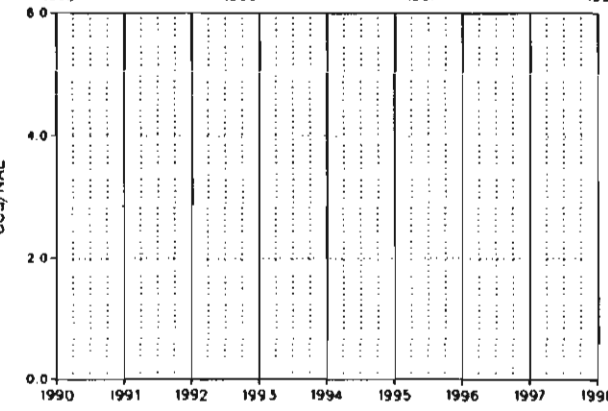
DATE OF ISSUE: 01/14/92  
 EXCHANGE: WEST PALM BEACH  
 DATABASE: LIVE  
 EQ TYPE: DCTL  
 NXX:  
 533F 540F 547F 550F 580F 582F  
 585F 586F 588F

BUILDING: WPBHFLLE STATE: FL  
 LATA: SOET/460  
 COMPANY: SBEL AREA: SBFX  
 DIVISION: NORT DISTRICT: WPBH  
 EXHAUST: 12/31/99  
 CONTACT: H.RUSSETTE  
 NUMBER:  
 EO ENGINEER JMPOST  
 E. A. DATE 04/15/85  
 DIR CLOSE \*\*/\*\*/\*\*  
 DIR DELIVER \*\*/\*\*/\*\*  
 NAL FCST 01/31/91  
 CCS FCST 08/15/91  
 ENTITY CUT 10/18/98  
 ENTITY TERM 09/09/99  
 LATEST NAL  
 SWITCH HOST  
 ENTITY: CHART:  
 WPBHFLLEDSO 24.2

YEAR	1990	1991	1992	1993	1994	1995	1996	1997	1998
NAL									
LINES									
CCS/NAL									
CCS STATUS									
NAL/LN RATIO									
SYC.									
DTS									
FML									
XIFFM									

JOBNUM	RDYSD	REQSD	SHIP
LE-1	10/18/98	10/18/98	03/07/98



REPORT: PARTB  
 PAGE: 1 OF 1  
 BUILDING: WP8H LAKE WORTH ENTITY: WP8HFLEDSO  
 ENT CUT: 10/18/98 ENT TERM: 09/09/99

LSOF SYSTEM  
 GRAPHIC PART 8 VERSION 1.00  
 DATABASE: LIVE

DATE: 01/14/92  
 TIME: 19:01:07  
 CHART NO.: 24.2  
 EQ TYPE: OGTL

JOB/ROJ/AT	1998AT1	LE-1	
EVENT-NUM		EVT1	
EVENT-DATE	10/18/98	10/18/98	
ROYSO/TOATE	10/18/98	10/18/98	
REQSO	##/##/##	10/18/98	
CAP EXH.	##/##/##	##/##/##	
SKIP DATE	##/##/##	03/07/98	
JOB DESC.	ITRA	REPL	
NAL TRANS	45800		
TRANS ENT	WP8HFLE58E		
LSEI		NTW	
NAL CAP SE		70500	70500
TC		70500	70500
LNS		48900	48900
NOS		58800	58800
NL		48900	48900
CNTRX CAP		1000	1000
INST. NOS		80000	80000
UAV ASSGN		10766	10766
%FNOS		85.00	
INST. LNS		60480	60480
UAV ASSGN		979	979
%TOTAL FILL		82.19	
LNCAP IN LNS		48900	48900
SIZING DATE		05/08/91	
NDO DUE		05/03/97	
TELCO DUE		08/30/97	
TURNOVER		08/23/98	
GENERIC SVC			
GENERIC			
CONC RATIO		10:1	
ENG LSF			
ENG CCS/NAL		2.36	
DESIGN 85			
MRAJ		0.00	
PROCESSDR		57900	57900
CAP TRUNK		208	208
DGTL TK UNIT		26	
LLN/LT/SM/NM		25	25
LSR/LTS/##			
LSH/##/L32			
TSC/##/TSS/NP		187	187
TLN/##/L64			
TOT FRS/SHL		54	
REUSE FR/SHL			
GROSS ADDNS		5800	
EXT JOB DESC		NEW/SWITCH	
%CTOIP		8.75	

JOB CAT.

1

REPORT: PARTB

PAGE: 1 OF 1

BUILDING: WPBH LAKE WORTH ENTITY: WPBHFLLEDSO  
ENT CUT: 10/18/98 ENT TERM: 09/09/99

LSDF SYSTEM  
DIGITAL PART B VERSION 1.00  
DATABASE: LIVE

DATE: 01/14/92  
TIME: 19:01:07  
CHART NO.: 24.2  
EQ TYPE: OGTL

JOB/ADJ/AT 1998AT1 LE-1  
EVENT-NUM EVT1  
EVENT-DATE 10/18/98 10/18/98  
ROYSO/TOATE 10/18/98 10/18/98  
REQSO \*\*/\*\*/98 10/18/98  
CAP EXH. \*\*/\*\*/98 \*\*/\*\*/98  
SHIP DATE \*\*/\*\*/98 03/07/98  
JOB OESC: ITRA REPL  
TRANS ENT WPBHFLLESBE

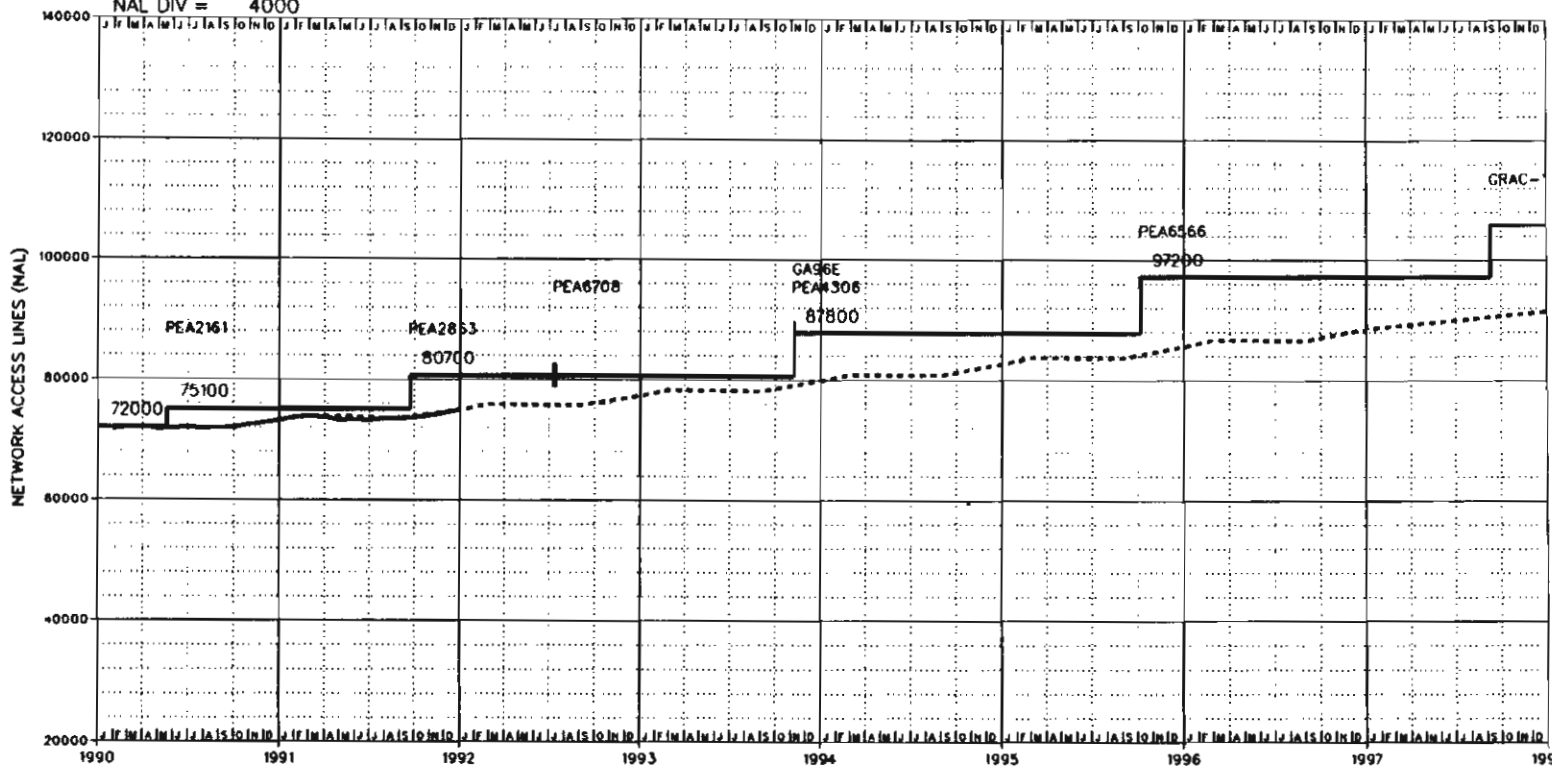
ANALOG SECTION -----

NAL TRANS	39400		
NAL CAP TC		51900	51900
LNS		40100	40100
ML		40100	40100
LINE UNITS		72	72
INST. LNS		46080	46080
URV ASSGN		691	691
%FILL		88.35	
ALNCAP LNS		40100	40100
ENG CCS NAL		2.36	
ANLG DEF LNS			
ISDN CAP TC			
ISDN CAP LNS			
ISDN CAP ML			
ISDN LN MOD			
ISDN INS LNS			
ISDN URV LNS			
ISDN %FILL			
ISDN ENG CCS			

DIGITAL SECTION -----

NAL TRANS	6400		
NAL CAP TC		18600	18600
LNS		8800	8800
ML		8800	8800
LINE UNITS		25	25
INST. LNS		14400	14400
URV ASSGN		288	288
%FILL		62.36	
DLNCAP LNS		8800	8800
ENG CCS NAL		2.36	
CAP SLC SYS		147	147
ENG SLC MD 1		147	147
ENG SLC MD2			
DEF SLC SYS			
CAP URBN SYS			
DEF URBN SYS			
CAP OMS112			
SLC OLU		25	25
URBAN OLU			

NAL DIV = 4000



NOTES:

REASON FOR REISSUE:

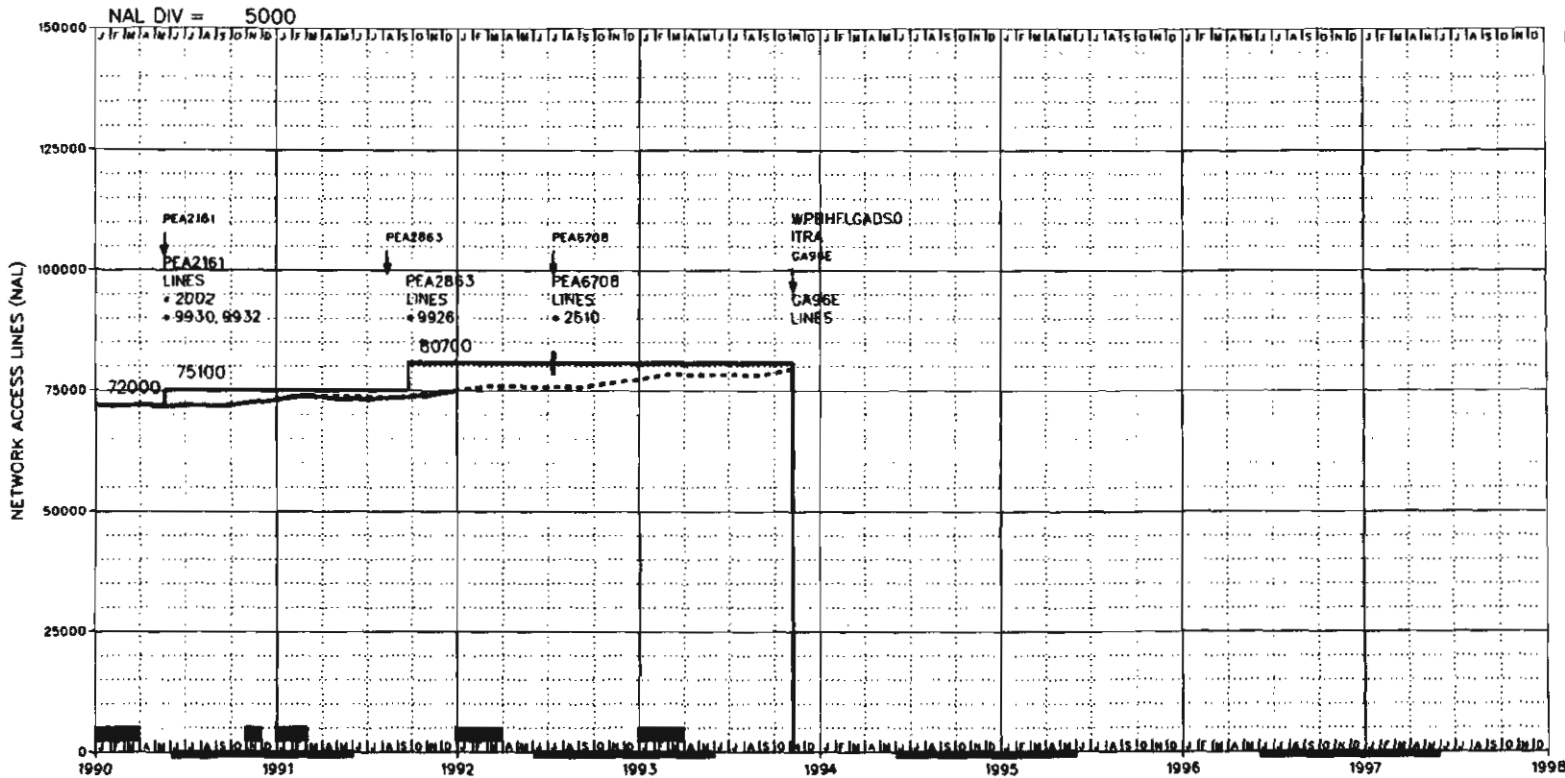
DATE OF ISSUE: 01/14/92  
 EXCHANGE: WEST PALM BEACH  
 DATABASE: LIVE

BUILDING: WPBHFLGASTATE: FL  
 LATA: SOE1/460  
 COMPANY: SBEL AREA: SBFX  
 DIVISION: NORT DISTRICT: WPBH  
 EXHAUST: 12/31/99

YEAR	1990		1991		1992		1993		1994		1995		1996		1997	
NAL/GAIN	71051	2075	73126	1840	74966	2390	77356	2501	79857	2825	82682	2901	85583	2965	88548	2915
NAL/LN RATIO																

BUILDING: WPBHFLGA  
 CHART: 25.0





NOTES:  
 2002 RACF  
 2510 TIMING BASED ON TK  
 REQUIREMENTS  
 9926 CCS ACCESS CAPABILITY  
 9930 CALLER ID (ICLD & CNO)  
 9932 100% AMA RECORDING

REASON FOR REISSUE:  
 2975 3800 S MILITARY TRAIL  
 LAKE WORTH

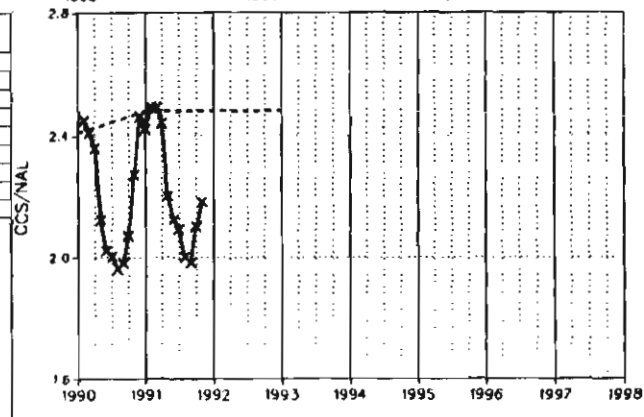
DATE OF ISSUE: 01/14/92  
 EXCHANGE: WEST PALM BEACH  
 DATABASE: LIVE  
 EQ TYPE: IAES  
 NXX:  
 433 434 439 641 642 964  
 965 966 967 968 969

BUILDING: WPBFLGASTATE: FL  
 LATA: SOET/460  
 COMPANY: SBEL AREA: SBFX  
 DIVISION: NORT DISTRICT: WPBFL  
 EXHAUST: 12/31/99  
 CONTACT: H RUSSETTE  
 NUMBER: S DERR  
 EQ ENGINEER: CHRSTINSEN

E. A. DATE: 08/19/85  
 DIR CLOSE: 07/10/92  
 DIR DELIVER: 10/19/92  
 NAL FCST: 06/15/91  
 CCS FCST: 08/15/91  
 ENTITY CUT: 02/11/79  
 ENTITY TERM: 11/07/93  
 LATEST NAL: 74911  
 SWITCH HOST  
 ENTITY:

CHART:  
 WPBFLGA96E 25.1

YFAR	1990	1991	1992	1993	1994	1995	1996	1997	1998	
NAL	71051 (A)	73126 (A)	74966 (F)	77356 (F)						
LINES	71051	73126	74966	77356						
CCS/NAL	2.41	2.48	2.48	2.48						
CCS STATUS	A	A								
NAL/LN RATIO	1.00000	1.00000	1.00000	1.00000						
SVC	1990	1991	1992	JOBNUM RDYSD REQSD SHIP						
DTS	OOO OOO OOO OOO OOO OOO OOO OOO OOO OOO	OOO OOO OOO OOO OOO OOO OOO OOO OOO OOO	OOO OOO OOO OOO OOO OOO OOO OOO OOO OOO	PEA2161	05/20/90	05/20/90	01/11/90			
	OOO OOO OOO OOO OOO OOO OOO OOO OOO OOO	OOO OOO OOO OOO OOO OOO OOO OOO OOO OOO	OOO OOO OOO OOO OOO OOO OOO OOO OOO OOO	PEA2863	08/22/91	08/11/91	03/23/91			
	OOO OOO OOO OOO OOO OOO OOO OOO OOO OOO	OOO OOO OOO OOO OOO OOO OOO OOO OOO OOO	OOO OOO OOO OOO OOO OOO OOO OOO OOO OOO	PEA6708	07/12/92	07/12/92	04/25/92			
	OOO OOO OOO OOO OOO OOO OOO OOO OOO OOO	OOO OOO OOO OOO OOO OOO OOO OOO OOO OOO	OOO OOO OOO OOO OOO OOO OOO OOO OOO OOO	GA96E	11/07/93	11/07/93	10/09/93			
IML	OOO OOO OOO OOO OOO OOO OOO OOO OOO OOO	OOO OOO OOO OOO OOO OOO OOO OOO OOO OOO	OOO OOO OOO OOO OOO OOO OOO OOO OOO OOO							
%IFFM										



REPORT: PARTB

PAGE: 1 OF 1

DWILLOING: WPBH GREENACRES

ENT CUT: 02/11/79

ENTITY: WPBHFLGA96E

ENT TERM: 11/07/93

LSOF SYSTEM  
GRAPHIC PART B VERSION 1.00  
DATABASE: LIVE

DATE: 01/14/92

TIME: 19:01:07

CHART NO.: 25.1

EQ TYPE: 1AES

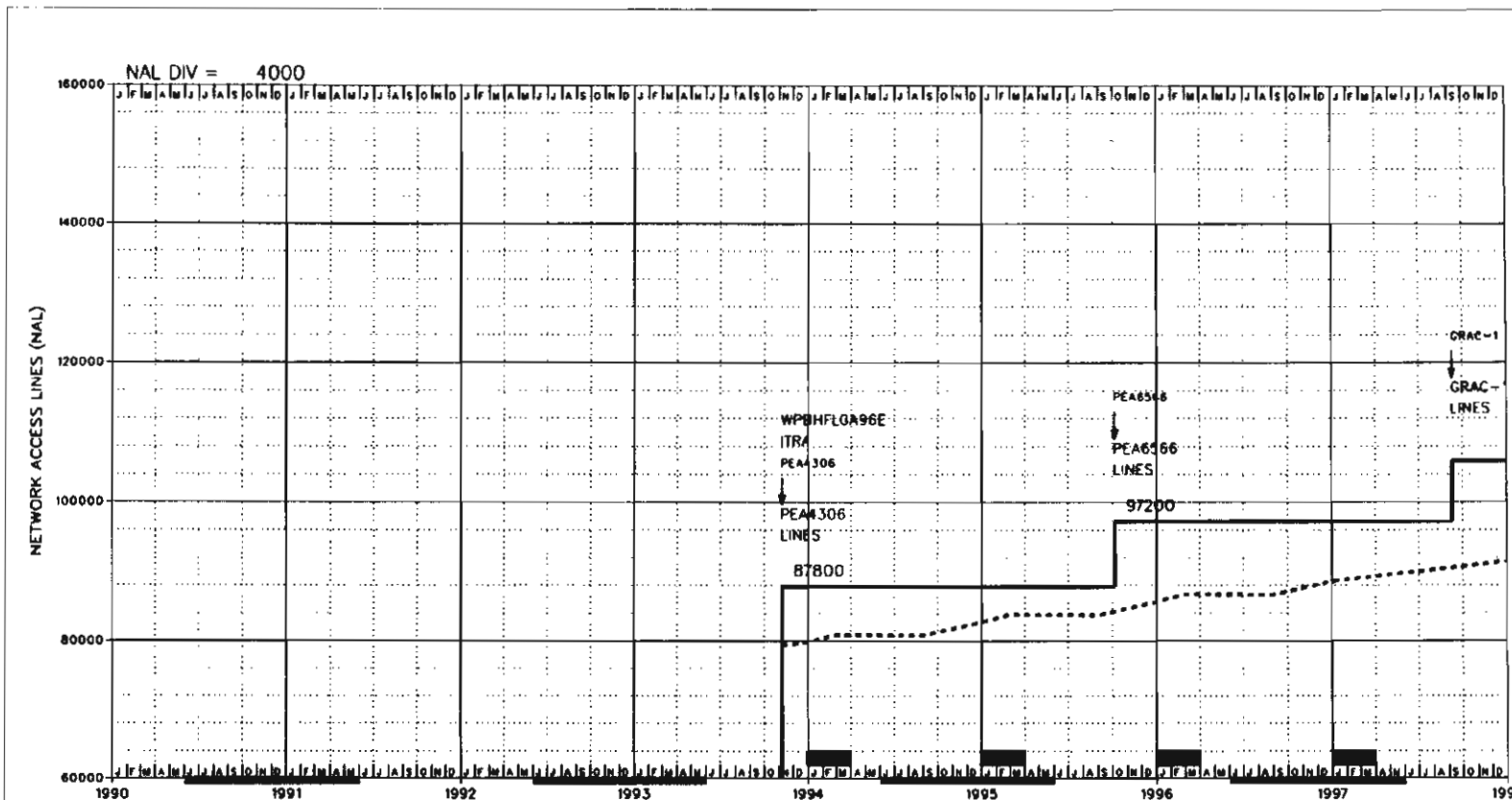
JOB/ROJ/AT	PEA2161	PEA2B63	PEA6708	1992AT1	GA96E
EVENT-NUM	EVT1	EVT1	EVT1		EVT1
EVENT-DATE	05/20/90	09/22/91	07/12/92	11/07/93	11/07/93
ROYSO/TOATE	05/20/90	09/22/91	07/12/92	11/07/93	11/07/93
REQSO	05/20/90	08/11/91	07/12/92	##/##/##	11/07/93
CAP EXH.	##/##/##	##/##/##	##/##/##	##/##/##	##/##/##
SHIP DATE	01/13/90	03/23/91	04/25/92	##/##/##	10/09/93
JOB DESC.	GA	GA	TRUNKS	ITRA	01SP
NAL TRANS				-79300	
TRANS ENT				WPBHFLGA050	
LSE1	COR	COR	NTW		COR
NAL CAP SE	8200 81800	400 82200	-1200 81000		-81000 0
TC	-5700 85900	-3700 82200	-1200 81000		-81000 0
LNS	3100 75100	5600 80700	80700		-80700 0
NOS	6900 85000	-4300 80700	80700		-80700 0
ML	3100 75100	5600 80700	80700		-80700 0
CNTRX CAP	1100 1100	100 1200	1200		-1200 0
INST. NOS	10000 110000	10000 110000	110000		-110000 0
UAV ASSGN	30 8150	6950 15100	15100		-15100 0
%FNOS	85.00	85.00	85.00		
INST. LNS	2048 86016	6144 92160	92160		-92160 0
UAV ASSGN	41 1720	123 1843	1843		-1843 0
%TOTAL FILL	89.10	89.30	89.30		
LNCAP IN LNS	3100 75100	5600 80700	80700		-80700 0
SIZING DATE	02/27/89	02/15/90	11/05/91		04/30/91
NOD DUE	03/11/89	05/19/90	09/07/91		12/07/92
TELCO DUE	07/08/89	09/15/90	01/04/92		04/03/93
TURNOVER	05/20/90	09/08/91	07/12/92		11/08/92
GENERIC SVC		05/03/91			
GENERIC	1AE10	1AE11	1AE11		
CONC RATIO	6:1	6:1	6:1		
ENG LSF					
ENG CCS/NAL	2.35	2.43	2.43		0.00
DESIGN BS					
MRAJ	14.72	25.53	0.00		0.00
PROCESSOR	-16800 137700	-41400 96300	96300		-96300 0
CAP TRUNK	20 220	220	240		-240 0
OCTL TK UNIT	1	0	1		0
LLN/LT/SM/NM	14	15	15		-15 0
LSR/LTS/##/##	2 84	6 90	90		-90 0
LSH/##/##/L32	0				
TSC/##/##/NP	44	44	44		-44 0
TLN/##/##/L64	2048	2048	2048		-2048 0
TOT FRS/SHL	2	5	1		0
REUSE FR/SHL	2	5	1		0
GROSS ADDNS	292	629	10		0
EXT JOB OESC	LINES/1/3-LL	6144 LNS/GEN	1-OCT		1A01SP
%CTDIP	7.90	7.70	7.70		

JOB CAT. A

A

T

0



NOTES:

REASON FOR REISSUE:  
 2975 3800 S MILITARY TRAIL  
 LAKE WORTH

DATE OF ISSUE: 01/14/92  
 EXCHANGE: WEST PALM BEACH  
 DATABASE: LIVE  
 EQ TYPE: 5ES  
 NXX:  
 433F 439F 641F 642F 964F 965F  
 966F 967F 968F 969F

BUILDING: WPBHLGASTATE: FL  
 LATA: SQET/460  
 COMPANY: SBEL AREA: SBFX  
 DIVISION: NORT DISTRICT: WPB  
 EXHAUST: 12/31/99  
 CONTACT: H.RUSSETTE  
 NUMBER  
 EQ ENGINEER

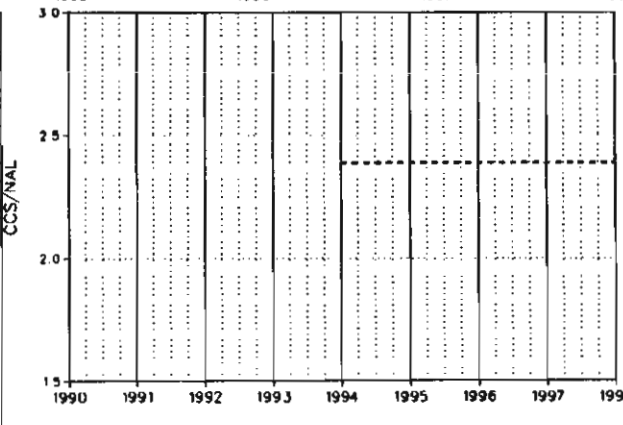
E. A. DATE 11/08/92  
 DIR CLOSE \*\*/\*\*/\*\*  
 DIR DELIVER \*\*/\*\*/\*\*  
 NAL FCST 06/15/91  
 CCS FCST 08/15/91  
 ENTITY CUT 11/07/93  
 ENTITY TERM 01/01/99  
 LATEST NAL  
 SWITCH HOST

ENTITY: CHART:  
 WPBHLGADSO 25.2

YEAR	1990	1991	1992	1993	1994	1995	1996	1997	1998
NAL					79857 (F)	82682 (F)	85583 (F)	88548 (F)	91463 (F)
LINES					79857	82682	85583	88548	91463
CCS/NAL					2.39	2.39	2.39	2.39	2.39
CCS STATUS									
NAL/LN RATIO					1.00000	1.00000	1.00000	1.00000	1.00000

SVC.	1990	1991	1992	JOBNUM	RDYSD	REQSD	SHIP
DTS				PEA4306	11/07/93	11/07/93	02/06/93
				PEA8588	10/06/95	10/06/95	05/16/95
				GRAC-1	09/09/97	09/09/97	04/21/97
IML							
%FFM							



REPORT: PART 8

PAGE: 1 OF 1

BUILDING: WPBH GREENACRES  
ENT CUT: 11/07/93

ENTITY: WPBHFLGA050  
ENT TERM: 01/01/99

LSDF SYSTEM  
GRAPHIC PART 8 VERSION 1.00  
DATABASE: LIVE

DATE: 01/14/92  
TIME: 19:01:07  
CHART NO.: 25.2  
EO TYPE: SES

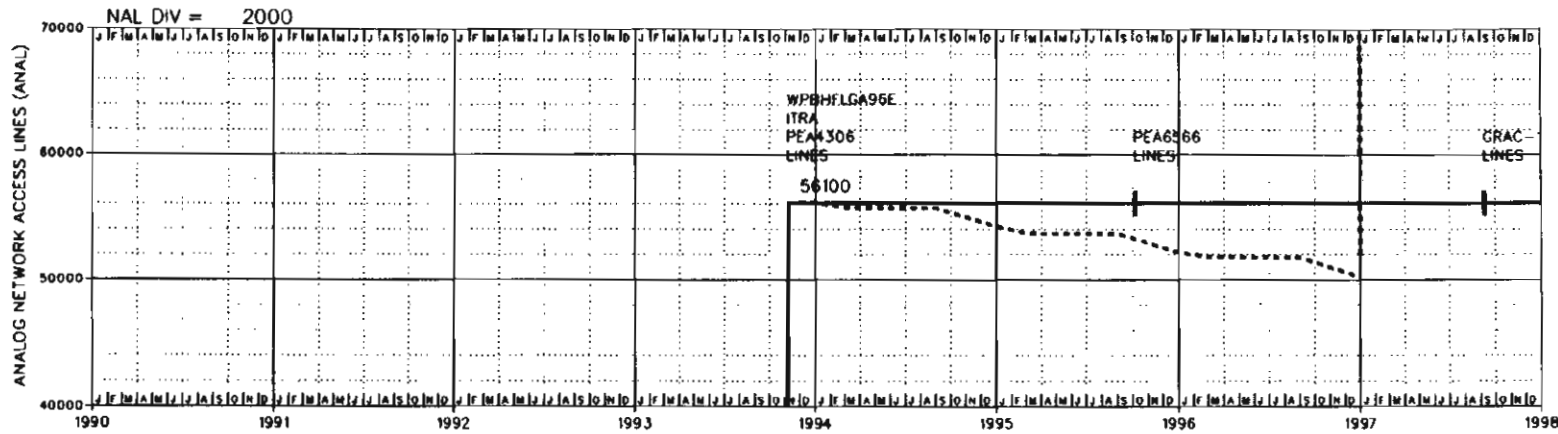
JOB/AOJ/AT	1992AT1	PEA4306	PEA6566	GRAC-1
EVENT-NUM		EVT1	EVT1	EVT1
EVENT-DATE	11/07/93	11/07/93	10/06/95	09/09/97
ROYSO/TOATE	11/07/93	11/07/93	10/06/95	09/09/97
REOSD	###/###/###	11/07/93	10/06/95	09/09/97
CAP EXH.	###/###/###	###/###/###	###/###/###	###/###/###
SHIP DATE	###/###/###	02/06/93	05/18/95	04/21/97
JOB DESC.	[TRA	REPL	GA	GA
NAL TRANS	79300			
TRANS ENT	WPBHFLGA96E			
LSEI		NTW	NTW	NTW
NAL CAP SE		128100 128100	17800 145900	16300 162200
TC		128100 128100	17800 145900	16300 162200
LNS		87800 87800	9400 97200	8700 105900
NOS		89100 89100	8400 97500	8400 105900
ML		87800 87800	9400 97200	8700 105900
CNTRX CAP		5000 5000	5000 5000	5000 5000
INST. NOS		120000 120000	10000 130000	10000 140000
UAV ASSGN		15200 15200	15200 15200	200 15400
%FNOS		85.00	85.00	85.00
INST. LNS		112384 112384	14400 126784	13248 140032
UAV ASSGN		1056 1056	1056 1056	1056 1056
%TOTAL FILL		78.87	77.31	76.20
LNCAP IN LNS		87800 87800	9400 97200	8700 105900
SIZING DATE		08/22/91	08/22/91	08/22/91
NDD DUE		05/02/92	07/14/94	06/17/96
TELCO DUE		07/18/92	11/10/94	10/14/96
TURNOVER		07/18/93	10/06/95	09/09/97
GENERIC SVC		SE9	SE10	SE11
GENERIC		10:1	10:1	10:1
CONC RATIO				
ENG LSF		2.48	2.48	2.48
ENG CCS/NAL				
DESIGN 85		22.93	23.13	0.00
MRAJ		115800 115800	115800 115800	115800 115800
PROCESSOR		288 288	32 320	32 352
CAP TRUNK		36	4	4
DGTL TK UNIT		40	4 44	5 49
LLN/LT/SM/NM				
LSR/LTS/###				
LSH/###/L32				
TSC/###/ISS/NP		306 306	37 343	35 378
TLN/###/L64				
TOT FR5/SHL		84	8	10
REUSE FR/SHL		0	0	0
GROSS ADDNS		6900	600	750
EXT JOB DESC		DGTL/REPL	LNS/TKS	OIG LNS/TKS
%CTOIP		7.96	8.07	8.07

JOB CAT.

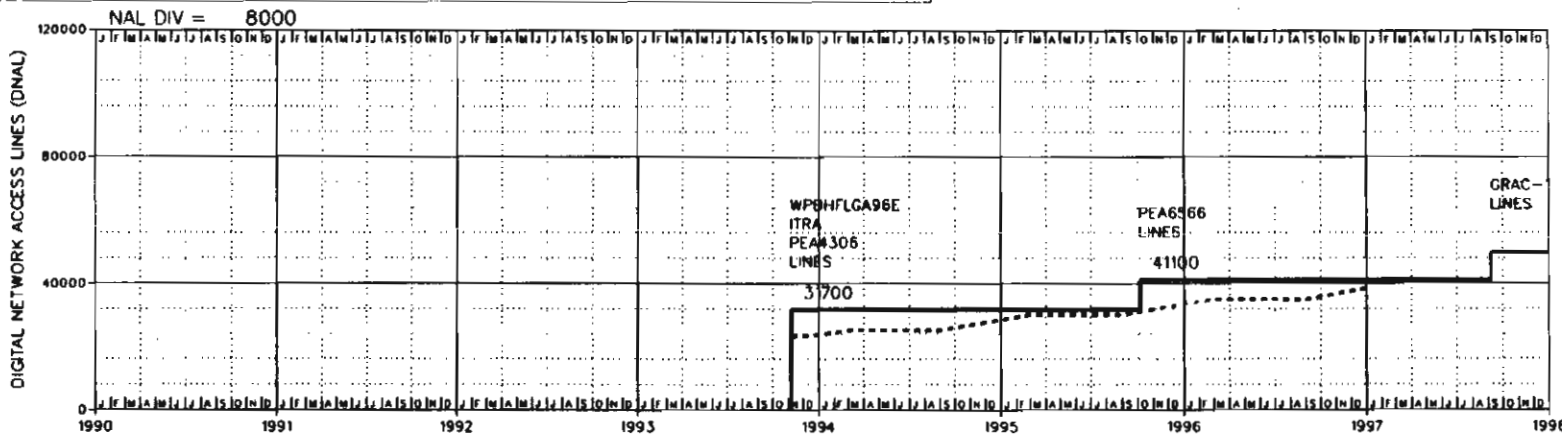
I

A

A



YEAR	1990	1991	1992	1993	1994	1995	1996	1997	1998
NAL					56129 (F)	54230 (F)	52142 (F)	50186 (F)	91463 (F)
ANLG LNS					56129	54230	52142	50186	91463
CCS/NAL					2.39	2.39	2.39	2.39	2.39
ACCS ACTUAL									
NAL/LN RATIO					1.00000	1.00000	1.00000	1.00000	1.00000



YEAR	1990	1991	1992	1993	1994	1995	1996	1997	1998
NAL					23728 (F)	28452 (F)	33441 (F)	38362 (F)	(F)
DNAL					37000	41100	41100	41100	50000
DGTL CCS/NAL					2.39	2.39	2.39	2.39	0.00
DCCS ACTUAL									
SLC SYS					380	459	535	623	
URBAN SYS					0	0	0	0	
NAL/LN RATIO					1.00000	1.00000	1.00000	1.00000	

NOTES:

REASON FOR REISSUE:  
2975 3800 S MILITARY TRAIL  
LAKE WORTH

DATE OF ISSUE: 01/14/92  
EXCHANGE: WEST PALM BEACH  
DATABASE: LIVE  
EQ TYPE: 5ES

ANALOG

BUILDING SWITCH HOST WPBH GREENACRE

FCST DATE 06/15/91  
LATEST ANAL -9998998  
CONTACT H RUSSETTE  
CONTACT NO.  
EQUIP ENGR

DIGITAL

DLCFCST DATE 07/07/91  
LATEST DNAL -9998998  
LATEST SLC -9998998  
LATEST URBN -9998998  
LATEST D112 -9998998

ENTITY: WPBHFLGADSO  
CHART: 25.2

REPORT: PARTB

PAGE: 1 OF 1

BUILDING: WPBH GREENACRES

ENT CUT: 11/07/93

ENTITY: WPBHFLGROSO

ENT TERM: 01/01/99

LSOF SYSTEM  
DIGITAL PART B VERSION 1.00  
DATABASE: LIVE

DATE: 01/14/92

TIME: 19:01:07

CHART NO.: 25.2

EQ TYPE: SES

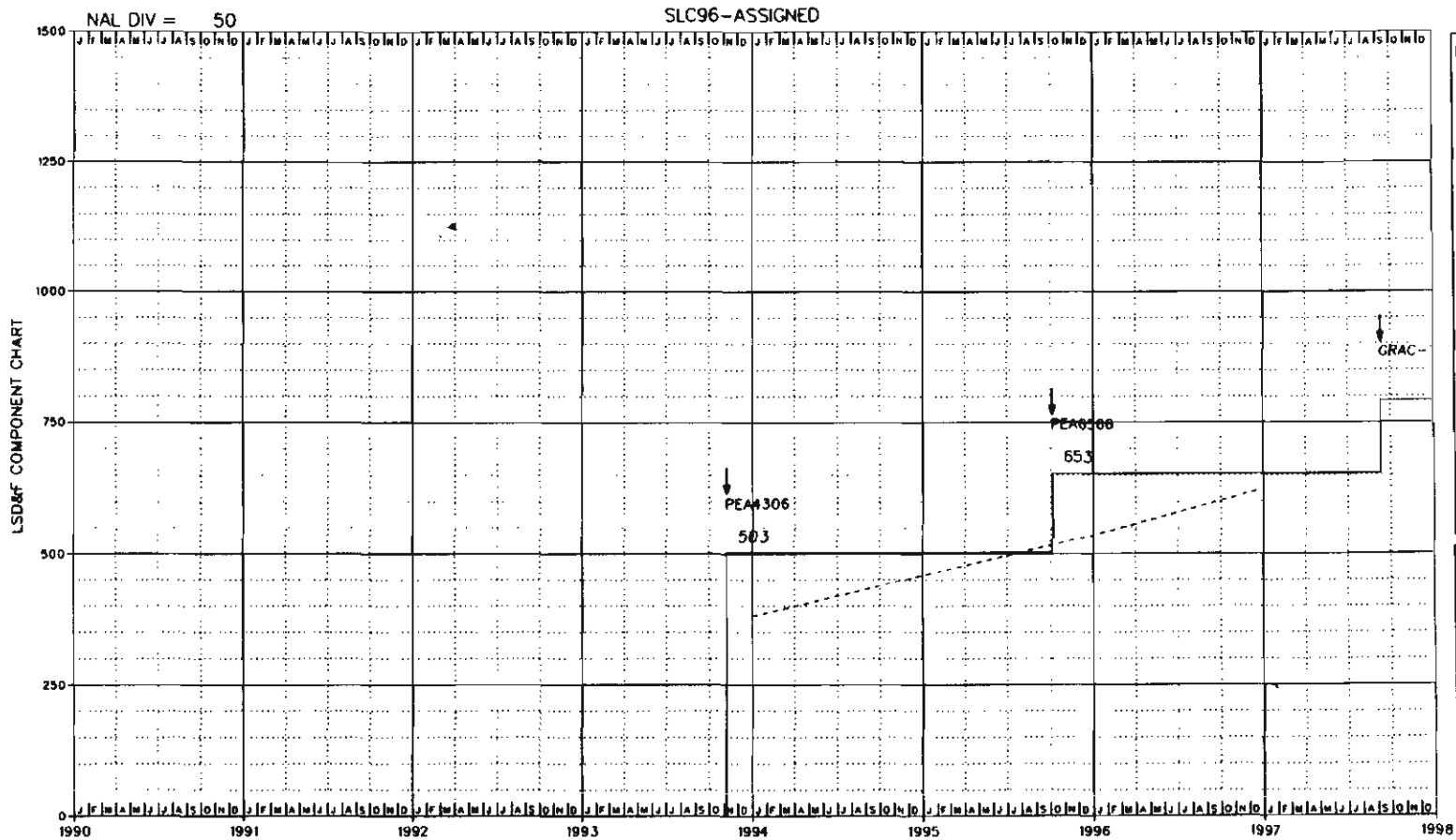
JOB/ROJ/AT	1992AT1	PER4306	PER6566	GRAC-1
EVENT-NUM		EVT1	EVT1	EVT1
EVENT-DATE	11/07/93	11/07/93	10/06/95	09/09/97
ROYSO/TDATE	11/07/93	11/07/93	10/06/95	09/09/97
REQSO	###/###/###	11/07/93	10/06/95	09/09/97
CAP EXH.	###/###/###	###/###/###	###/###/###	###/###/###
SHIP DATE	###/###/###	02/06/93	05/18/95	04/21/97
JOB DESC:	ITRA	REPL	GA	GA
TRANS ENT	WPBHFLGA96E			

ANALOG SECTION -----

NAL TRANS	56100				
NAL CAP TC		68500	68500	68500	68500
LNS		56100	56100	56100	56100
ML		56100	56100	56100	56100
LINE UNITS		100	100	100	100
INST. LNS		64000	64000	64000	64000
URV ASSGN		960	960	960	960
ZFILL		88.99		88.99	
ALNCAP LNS		56100	56100	56100	56100
RENG CCS NAL		2.48		2.48	
ANLG DEF LNS					
ISON CAP TC		200	200	200	200
ISON CAP LNS		200	200	200	200
ISON CAP ML		200	200	200	200
ISON LN MOD					
ISON INS LNS		200	200	200	200
ISON URV LNS					
ISON ZFILL		100.00		100.00	
ISON ENG CCS		10.00		10.00	

DIGITAL SECTION -----

NAL TRANS	23200				
NAL CAP TC		59600	59600	17800	77400
LNS		31700	31700	9400	41100
ML		31700	31700	9400	41100
LINE UNITS		84	84	109	23
INST. LNS		48384	48384	14400	62784
URV ASSGN		96	96	96	96
ZFILL		65.65		65.56	
DLNCAP LNS		31700	31700	9400	41100
DENG CCS NAL		2.48		2.48	
CAP SLC SYS		503	503	150	653
ENG SLC MD 1		271	271	1	272
ENG SLC MD2		232	232	149	381
DEF SLC SYS					-137
CAP URBN SYS			0		0
DEF URBN SYS					
CAP DMS112					
SLC OLU		84	84	25	109
URBAN OLU					23



NOTES:

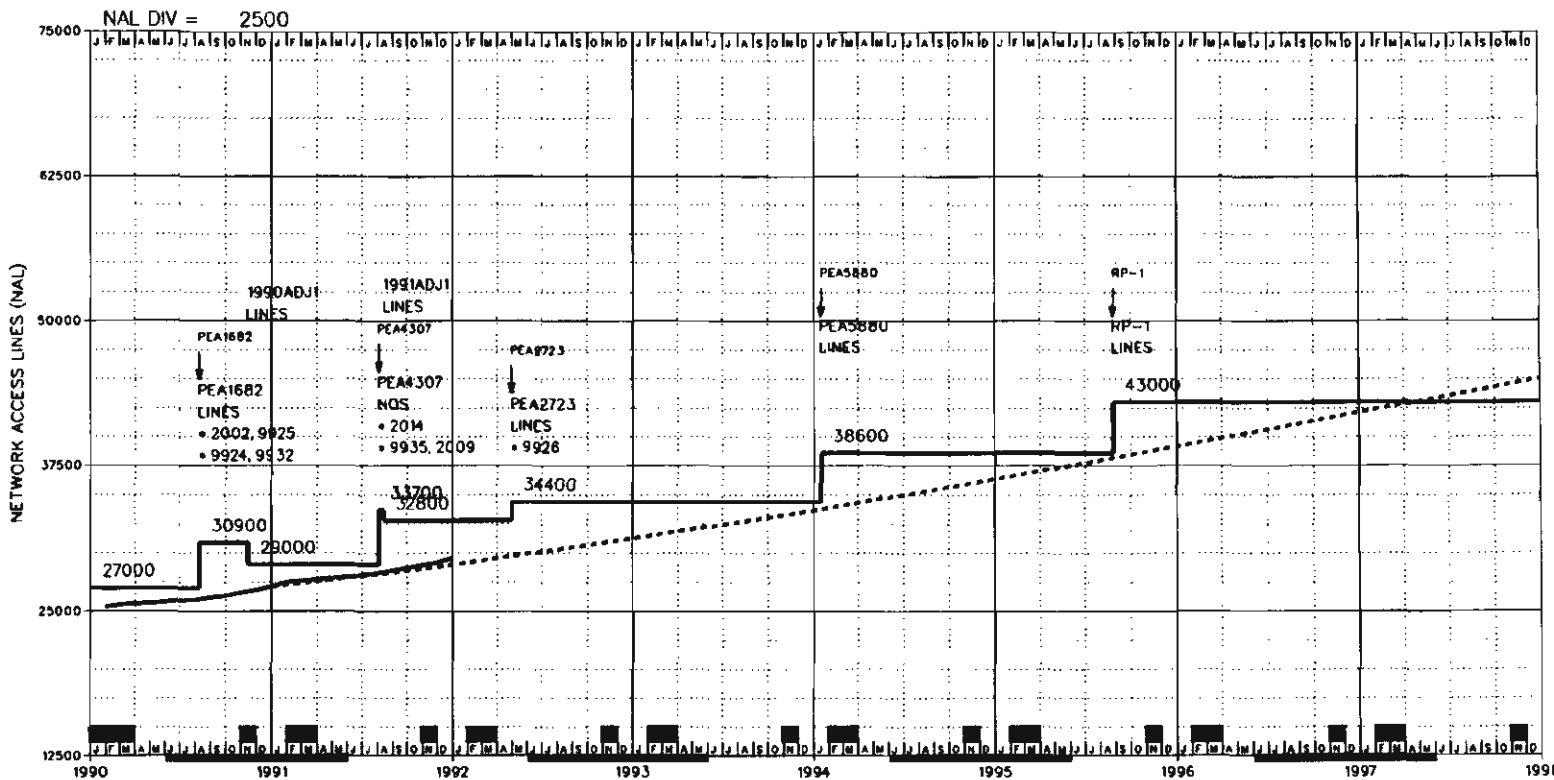
REASON FOR REISSUE:  
2975 3800 S MILITARY TRAIL  
LAKE WORTH

DATE OF ISSUE: 01/14/92  
EXCHANGE: WEST PALM BEACH  
DATABASE: LIVE  
EQ TYPE: 5ES  
NXX: 433F 439F 641F 642F 964F  
965F 966F 967F 968F 969F

BUILDING: WPBHFLGA STATE: FL  
LATA: SOET/400  
COMPANY: SBEL AREA: SBFX  
DIVISION: MORT DISTRICT: WPBH  
EXHAUST: 12/31/99  
CONTACT: H RUSSETTE  
NUMBER:

YEAR	1990	1991	1992	1993	1994	1995	1996	1997
DEMAND GAIN					380 (F) 79	459 (F) 76	535 (F) 88	623 (F)
SLC MODE 1C					23	30	37	43
SLC MODE 1F					175	221	265	310
SLC MODE 2C					107	110	113	131
SLC MODE 2F					75	98	120	139

ENTITY: WPBHFLGADSO CHART: 25.2



NOTES:  
 2002 RACF  
 2009 WARM LINE  
 2014 FLEXIBLE ANI  
 9924 TOUCHSTAR PHASE II  
 9925 VMS  
 9926 CCS ACCESS CAPABILITY  
 9932 100% AMA RECORDING  
 9935 1+ COIN EQUAL ACCESS

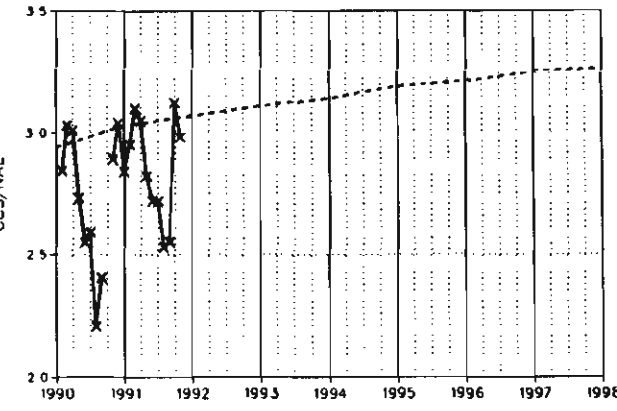
REASON FOR REISSUE:  
 2976 1455 STATE ROAD 80  
 ROYAL PALM B

DATE OF ISSUE: 01/14/92  
 EXCHANGE: WEST PALM BEACH  
 DATABASE: LIVE  
 EQ TYPE: D100  
 NXX:  
 554S 790 791 793 795 798  
 854S  
 BUILDING: WPBHFLRSTATE: FL  
 LATA: SOET/460  
 COMPANY: SBEL AREA: SBFX  
 DIVISION: NORT DISTRICT: WPBH  
 EXHAUST: 12/01/98  
 CONTACT: M.TERRERO  
 NUMBER BDMORGAN  
 EQ ENGINEER

E. A DATE 10/03/87  
 DIR CLOSE 07/12/91  
 DIR DELIVER 09/25/91  
 NAL FCST 05/29/91  
 CCS FCST 08/15/91  
 ENTITY CUT 10/03/87  
 ENTITY TERM 01/01/99  
 LATEST NAL 29541  
 SWITCH HOST  
 ENTITY: CHART:  
 WPBHFLRPSO 26.0

YEAR	1990	1991	1992	1993	1994	1995	1996	1997	1998
NAL	24936 (A)	27088 (A)	28976 (F)	31271 (F)	33667 (F)	36337 (F)	39157 (F)	42127 (F)	44997 (F)
LINES	24936	27088	28976	31271	33667	36337	39157	42127	44997
CCS/NAL	2.94	3.03	3.07	3.11	3.14	3.19	3.21	3.25	3.26
CCS STATUS	A	A							

NAL/LN RATIO		1990	1991	1992	1993	1994	1995	1996	1997	1998
NAL/LN RATIO		1.00000	1.00000	1.00000	1.00000	1.00000	1.00000	1.00000	1.00000	1.00000
SVC		1990	1991	1992	JOBNUM RDYSD REOSD SHIP					
DYS		o o o o o o o o	o o o o o o o o	o o o o o o o o	PEA1682	08/10/90	08/10/90	04/13/90		
		o o o o o o o o	o o o o o o o o	o o o o o o o o	PEA4307	08/04/91	08/04/91	02/03/91		
		o o o o o o o o	o o o o o o o o	o o o o o o o o	PEA2723	05/01/92	05/01/92	01/24/92		
		o o o o o o o o	o o o o o o o o	o o o o o o o o	PEA5880	01/16/94	01/16/94	09/03/93		
		o o o o o o o o	o o o o o o o o	o o o o o o o o	RP-1	08/27/95	08/27/95	04/14/95		
IML										
% Tr Fin										





REPORT: PART B

PAGE: 1 OF 2

BUILDING: WPBH ROYAL PALM ENTITY: WPBHFLRPOSO

ENT CUT: 10/03/87

ENT TERM: 01/01/99

LSOF SYSTEM  
GRAPHIC PART B VERSION 1.00  
DATABASE: LIVE

DATE: 01/14/92

TIME: 19:01:07

CHART NO.: 26.0

EQ TYPE: 0100

JOB/ADJ/AT	PEA1682	1990AOJ1	PEA4307	1991AOJ1	PEA2723	PEA5880
EVENT-NUM	EVT1	EVT1	EVT1	EVT1	EVT1	EVT1
EVENT-DATE	08/10/90	11/15/90	08/04/91	08/15/91	05/01/92	01/16/94
ROYSO/TOATE	08/10/90	11/15/90	08/04/91	08/15/91	05/01/92	02/18/94
REQSO	08/10/90	****/**	08/04/91	****/**	05/01/92	01/16/94
CAP EXH.	**/**/**	**/**/**	**/**/**	**/**/**	**/**/**	**/**/**
SHIP DATE	04/13/90	**/**/**	02/05/91	**/**/**	01/24/92	09/03/93
JOB DESC.	GA	OFLL	GA	OFLL	TKS	GA
NAL TRANS						
TRANS ENT						
LSE1	OR	OR	OR	OR	OR	NTW
NAL CAP SE	4000 58900	58900	6600 65500	65500	65500	28400 93900
TC	34400 89300	-100 89200	5900 95100	94300	-9500 84800	9100 93900
LNS	3900 30900	-1900 29000	5200 34200	32800	1600 34400	4200 38600
NOS	33700	33700	33700	33700	8500 42200	8500 50700
ML	3900 30900	-1900 29000	4700 33700	32800	1600 34400	4200 38600
CNTRX CAP	1300 2800	2800	3700 6500	6500	500 7000	7000
INST. NOS	60000	60000	60000	60000	10000 70000	10000 80000
URV ASSGN	20400	20400	20400	20400	20400	20400
ZFNOS	85.00	85.00	85.00	85.00	85.00	85.00
INST. LNS	16384 51648	51648	4608 56256	57216	1152 58368	6720 65088
URV ASSGN	98 1037	1037	1037	1037	1037	1037
ZTOTAL FILL	61.03	57.33	61.92	58.38	60.03	60.25
LNCAP IN LNS	3900 30900	-1900 29000	5200 34200	-1400 32800	1600 34400	4200 38600
SIZING DATE	10/09/89		08/16/90		09/26/91	09/26/91
NOD DUE	08/05/89		05/10/90		09/14/91	01/18/93
TELCO DUE	12/01/89		09/14/90		11/23/91	05/17/93
TURNOVER	08/10/90		08/04/91		05/01/92	02/18/94
GENERIC SVC					06/05/92	
GENERIC	BCS-30	BCS-30	BCS-31	BCS-31	BCS-33	BCS-36
CONC RATIO	3	3	3	3	3	3
ENG LSF						
ENG CCS/NAL	3.13	3.00	3.07	3.07	3.09	3.16
DESIGN BS						
MRAJ	11.79	0.00	29.44	0.00	17.94	19.32
PROCESSOR	-2900 97100	-19800 77300	19800 97100	97100	97100	2900 100000
CAP TRUNK	160	160	160	160	200	220
OCTL TK UNIT 0						
LLN/LT/SH/NM 2	8	8	1 9	9	9	1 10
LSR/LTS/**	0	0	0	0	0	0
LSH/**/L32	0	0	0	0	0	0
TSC/**/TSS/NP 98	478	478	56 534	534	534	54 588
TLN/**/L64 20	330	330	330	330	300	300
TOT FRS/SHL 12		0	5	0	-30	7
REUSE FR/SHL 0		0	0	0	1	0
GROSS ADONS 1049		0	844	0	213	633
EXT JOB DESC GA			GROWTH/GENER		DIG TKS	DIG GWTH
ZCTOIP	6.00	6.00	6.00	5.29	5.29	5.29

JOB CAT. A

A

T

A

REPORT: PARTB  
 PAGE: 1 OF 1  
 BUILDING: WPBH HAVERHILL  
 ENT CUT: 10/29/78

ENTITY: WPBFLH68E  
 ENT TERM: 11/23/91

LSOF SYSTEM  
 GRAPHIC PART B VERSION 1.00  
 DATABASE: LIVE

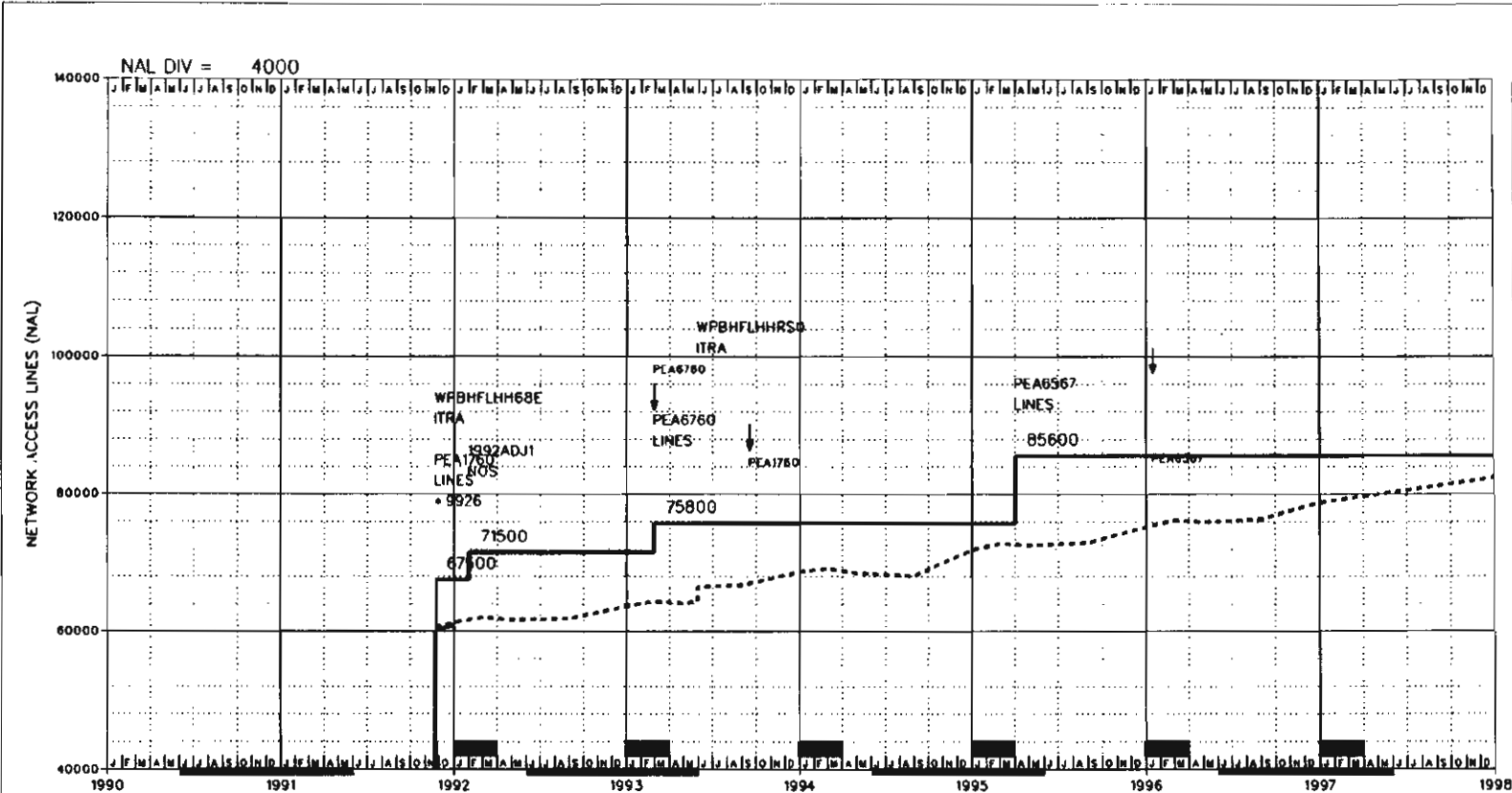
DATE: 01/14/92  
 TIME: 19:01:07  
 CHART NO.: 27.1  
 EQ TYPE: IAES

JOB/ADJ/AT	PEA0279	PEA3869	1992AT1	PEA6122
EVENT-NUM	EVT1	EVT1		EVT1
EVENT-DATE	06/10/90	01/27/91	11/23/91	11/23/91
ROYSD/TOATE	06/10/90	01/27/91	11/23/91	11/23/91
REQSD	06/10/90	01/27/91	##/##/##	11/23/91
CAP EXH.	##/##/##	##/##/##	##/##/##	##/##/##
SHIP DATE	01/06/90	10/20/90	##/##/##	09/21/91
JOB DESC.	GA	GEN	ITRA	DISP
NAL TRANS			-60559	
TRANS ENT			WPBFLHDSO	
LSEI	NTW	NTW		NTW
NAL CAP SE	3400 66400	66400		-66400 0
TC	3400 66400	66400		-66400 0
LNS	6700 66300	66300		-66300 0
NOS	8500 74000	74000		-74000 0
ML	6700 66300	66300		-66300 0
CNTRX CAP				0
INST. NOS	10000 120000	120000		-120000 0
UAV ASSGN	32980	32980		-32980 0
%FNOS	89.50	89.50		
INST. LNS	8192 77824	77824		-77824 0
UAV ASSGN	197 1868	1868		-1868 0
%TOTAL FILL	89.50	89.50		
LNCAP IN LNS	6700 66300	66300		-66300 0
SIZING DATE	02/23/89			07/17/91
NDO DUE	03/18/89	06/02/90		
TELCO DUE	06/24/89	06/27/90		
TURNOVER	06/10/90	01/27/91		
GENERIC SVC		03/02/91		
GENERIC	IAE10	IAE11		
CONC RATIO	4:1	4:1		
ENG LSF				
ENG CCS/NAL	2.85	2.85		
DESIGN BS				
MRAJ	17.45	0.00		0.00
PROCESSOR	12000 124000	124000		-124000 0
CAP TRUNK	40 220	220		-220 0
OCTL TK UNIT 2				0
LLN/LT/SH/NM 2	19	19		-19 0
LSR/LTS/##/## 8	76	76		
LSH/##/##/L32				0
TSC/##/##/TSS/NP 6	48	48		-48 0
TLN/##/##/L64	2048	2048		-2048 0
TOT FRS/SHL 9		0		0
REUSE FR/SHL 9		0		0
GROSS ROOMS 699		0		0
EXT JOB OESC 2-LLN'S/2-OC		IAE11		IA DISP
%CTOIP	7.50	7.50		

JOB CAT. R

G

0



NOTES:  
9926 CCS ACCESS CAPABILITY

REASON FOR REISSUE:  
2977 1500 N HAVERHILL ROAD  
WEST PALM BCH

DATE OF ISSUE: 01/14/92  
EXCHANGE: WEST PALM BEACH  
DATABASE: LIVE  
EQ TYPE: 5ES  
NXX:

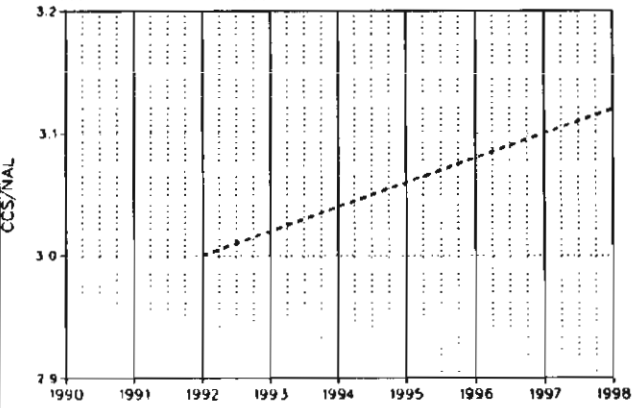
329S 358X 385S 471 478 640  
683 684 685 686 687 688  
689 697

BUILDING: WPBFLHHSTATE: FL  
LATA: SOET/460  
COMPANY: SBEL AREA: SBFX  
DIVISION: NORT DISTRICT: WPBH  
EXHAUST: 12/31/99  
CONTACT: H RUSSETTE  
NUMBER M HULL  
EQ ENGINEER J JENKINS

E. A. DATE 11/17/91  
DIR CLOSE 07/10/92  
DIR DELIVER 10/19/92  
NAL FCST 06/15/91  
CCS FCST 08/15/91  
ENTITY CUT 11/23/91  
ENTITY TERM 01/01/99  
LATEST NAL 60828  
SWITCH HOST  
ENTITY:

CHART:  
WPBFLHHDSO 27.2

YEAR	1990	1991	1992	1993	1994	1995	1996	1997	1998
NAL			61259 (F)	63603(F)	68648(F)	71888 (F)	75224 (F)	78774 (F)	82374 (F)
LINES			61259	63603	68648	71888	75224	78774	82374
CCS/NAL			3.00	3.02	3.04	3.06	3.08	3.10	3.12
CCS STATUS									
NAL/LN RATIO			1.00000	1.00000	1.00000	1.00000	1.00000	1.00000	1.00000
SVC.	1990	1991	1992	JOBNUM	RDYSD	REOSO	SHIP		
DTS				PEA1760	1V23/91	09/17/93	1V17/90		
IML				PEA6780	02/27/93	02/27/93	10/31/92		
%IFFM				PEA6567	04/02/95	01/16/96	0V07/95		



REPORT: PARTB  
 PAGE: 1 OF 1  
 BUILDING: WPBH HAVERHILL  
 ENT CUT: 11/23/91

ENTITY: WPBHFLHHOSO  
 ENT TERM: 01/01/99

LSOF SYSTEM  
 GRAPHIC PART B VERSION 1.00  
 DATABASE: LIVE

DATE: 01/14/92  
 TIME: 19:01:07  
 CHART NO.: 27.2  
 EQ TYPE: SES

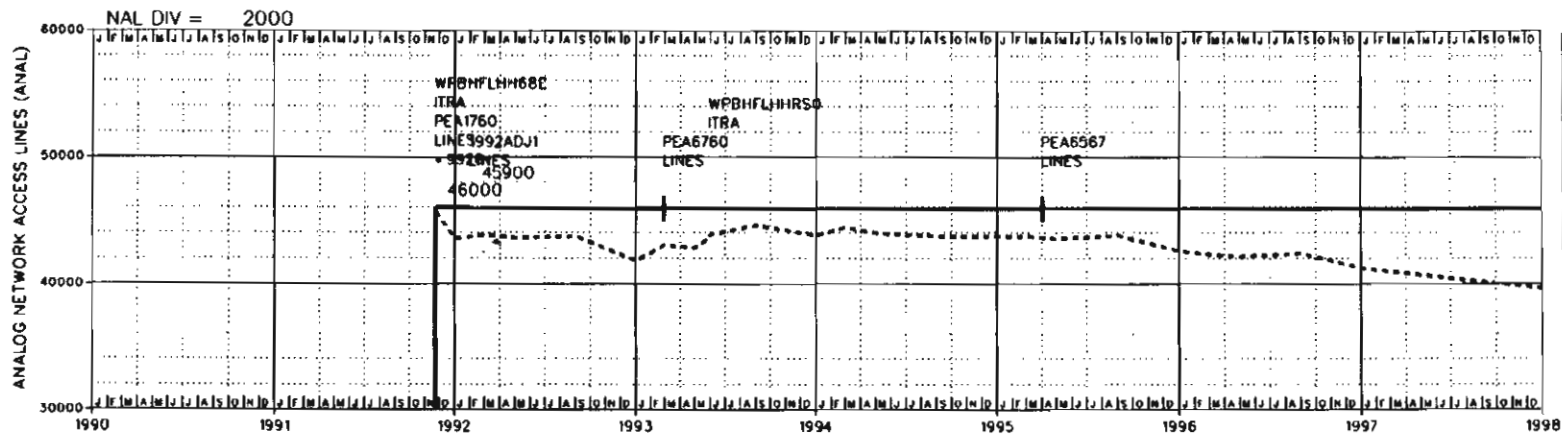
JOB/ADJ/AT	1991AT1	PEA1760	1992ADJ1	PEA6760	1991AT2	PEA6567
EVENT-NUM		EVT1	EVT1	EVT1		EVT1
EVENT-DATE	11/23/91	11/23/91	02/01/92	02/27/93	05/30/93	04/02/95
ROYSO/TOATE	11/23/91	11/23/91	02/01/92	02/27/93	05/30/93	04/02/95
REQSD	###/###/###	09/17/93	###/###/###	02/27/93	###/###/###	01/16/96
CAP EXH.	###/###/###	###/###/###	###/###/###	###/###/###	###/###/###	###/###/###
SHIP DATE	###/###/###	11/17/90	###/###/###	10/31/92	###/###/###	01/07/95
JOB DESC.	ITRA	REPL	DFLL	GEN	ITRA	GA
NAL TRANS	60559				2160	
TRANS ENT	WPBHFLHH68E				WPBHFLHHR50	
LSEI		NTW	NTW	NTW		NTW
NAL CAP SE		110300 110300	110300 110300	-7600 102700	102700 102700	12700 115400
IC		110300 110300	-7600 102700	102700 102700	102700 102700	12700 115400
LNS		67500 67500	8300 75800	75800 75800	75800 75800	9800 85600
NOS		71500 71500	8300 71500	8200 79700	79700 79700	8300 88000
ML		67500 67500	4000 71500	4300 75800	75800 75800	9800 85600
CNTRX CAP		5000 5000	5000 5000	5000 5000	5000 5000	5000 5000
INST. NOS		130000 130000	130000 130000	10000 140000	140000 140000	10000 150000
UAV ASSGN		45900 45900	45900 45900	300 46200	46200 46200	300 46500
%FNOS		85.00	85.00	85.00	85.00	85.00
INST. LNS		97152 97152	97152 97152	97152 97152	97152 97152	13824 110976
UAV ASSGN		879 879	879 879	879 879	879 879	879 879
%TOTAL FILL		70.11	78.73	78.73	78.73	77.75
LNCAP IN LNS		67500 67500	8300 75800	75800 75800	75800 75800	9800 85600
SIZING DATE		07/31/90		11/25/91	01/16/92	09/17/91
NDO DUE		07/21/90		01/16/92	01/16/92	03/12/94
TELCO DUE		09/08/90		04/25/92	04/25/92	07/09/94
TURNOVER		06/23/91		02/27/93	02/27/93	04/02/95
GENERIC SVC				12/12/92	12/12/92	
GENERIC		5E6	5E6	5E7	5E7	5E10
CONC RATIO		8:1	8:1	8:1	8:1	8:1
ENG LSF						
ENG CCS/NAL		2.85	3.06	3.06	3.06	3.10
DESIGN 85						
MRAJ		49.77	0.00	34.60	34.60	0.00
PROCESSOR		115800 115800	115800 115800	-12700 103100	103100 103100	8300 111400
CAP TRUNK		352 352	352 352	352 352	352 352	32 384
DGTL TK UNIT		44 44	44 44	44 44	44 44	3 46
LLN/LT/SM/NM		42 42	42 42	42 42	42 42	4 46
LSR/LTS/=/#						
LSH/=/#/L32		0 0	0 0	0 0	0 0	0 0
TSC/=/#/TSS/NP		329 329	329 329	329 329	329 329	33 362
TLN/=/#/L64		0 0	0 0	0 0	0 0	0 0
TDT FR/SHL		86 86	0 0	0 0	0 0	8 8
REUSE FR/SHL		0 0	0 0	0 0	0 0	0 0
GROSS ADOONS		10560	0	25	25	540
EXT JOB DESC		DGTL/REPL		GENERIC		
%CTDIP		7.50	7.50	7.70	7.70	7.70

JOB CAT.

I

G

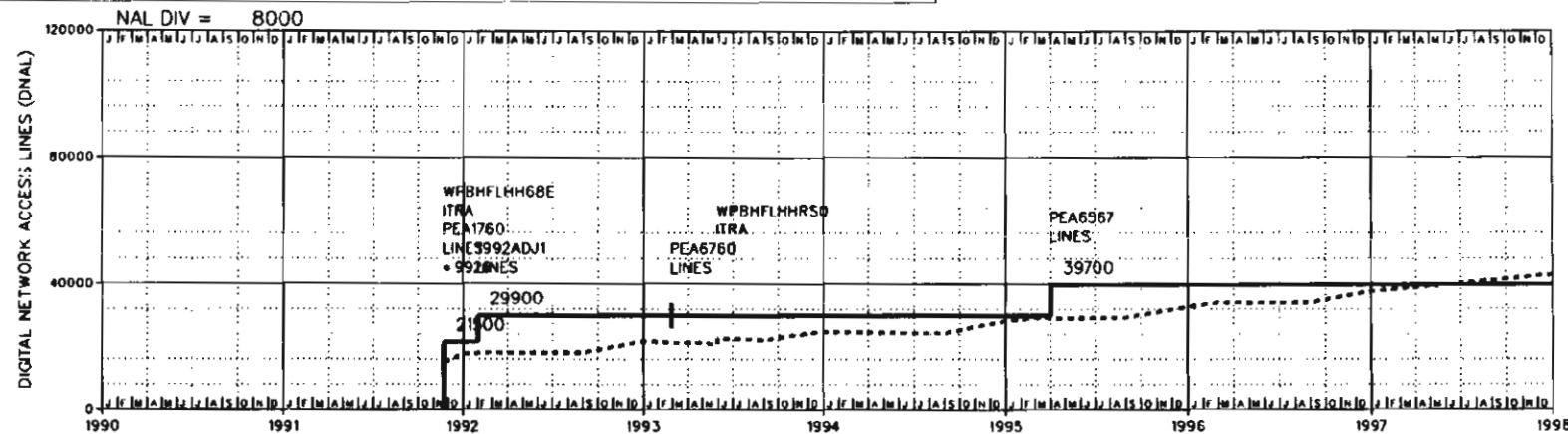
A



NOTES:  
9926 CCS ACCESS CAPABILITY

YEAR	1990	1991	1992	1993	1994	1995	1996	1997	1998
NAL			43507 (F)	41783 (F)	43776 (F)	43705 (F)	42565 (F)	41248 (F)	39617 (F)
ANLG LNS			43507	41783	43776	43705	42565	41248	39617
CCS/NAL			3.00	3.02	3.04	3.06	3.08	3.10	3.12
ACCS ACTUAL									
NAL/LN RATIO			1.00000	1.00000	1.00000	1.00000	1.00000	1.00000	1.00000

REASON FOR REISSUE:  
2977 1500 N HAVERHILL ROAD  
WEST PALM BCH



DATE OF ISSUE: 01/14/92  
EXCHANGE: WEST PALM BEACH  
DATABASE: LIVE  
EO TYPE: 5ES  
ANALOG

BUILDING SWITCH HOST: WPBH HAVERHILL  
FCST DATE: 06/15/91  
LATEST ANAL: 60828  
CONTACT: H RUSSETTE  
CONTACT NO.: M HULL  
EQUIP ENGR: J JENKINS

DIGITAL  
DLFCST DATE: 07/01/91  
LATEST DNAL: -9998998  
LATEST SLC: -9998998  
LATEST URBN: -9998998  
LATEST D112: -9998998

YEAR	1990	1991	1992	1993	1994	1995	1996	1997	1998
NAL			17752 (F)	21820 (F)	24872 (F)	28183 (F)	32659 (F)	37526 (F)	42757 (F)
DNAL			17752	21820	24872	28183	32659	37526	42757
DIGL CCS/NAL			3.00	3.02	3.04	3.06	3.08	3.10	0.00
DCCS ACTUAL									
SLC SYS			274	341	394	445	514	586	665
LIBRAN SYS									
NAL/LN RATIO			1.00000	1.00000	1.00000	1.00000	1.00000	1.00000	1.00000

ENTITY: WPBFLHHRSD  
CHART: 21.2

REPORT: PARTB  
 PAGE: 1 OF 1  
 BUILDING: WPBH HAVERHILL  
 ENT CUT: 11/23/91

ENTITY: WPBHFLHHOSO  
 ENT TERM: 01/01/99

LSDP SYSTEM  
 DIGITAL PART B VERSION 1.00  
 DATABASE: LIVE

DATE: 01/14/92  
 TIME: 19:01:07  
 CHART NO.: 27.2  
 EQ TYPE: SES

JOB/ADJ/AT 1991AT1  
 EVENT-NUM  
 EVENT-DATE 11/23/91  
 ROYSD/TORATE 11/23/91  
 REQSD  
 CAP EXH.   
 SHIP DATE  
 JOB QESC. ITRA  
 TRANS ENT WPBHFLHH68E

PER1760  
 EVT1  
 11/23/91  
 11/23/91  
 09/17/93  
  
  
 11/17/90  
 REPL

1992ADJ1  
 EVT1  
 02/01/92  
 02/01/92  
  
  
 OFLL

PER6760  
 EVT1  
 02/27/93  
 02/27/93  
 02/27/93  
  
  
 10/31/92  
 GEN

1991AT2  
  
 05/30/93  
 05/30/93  
  
  
  
 ITRA  
 WPBHFLHHR50

PER6567  
 EVT1  
 04/02/95  
 04/02/95  
 01/16/96  
  
  
 01/07/95  
 GA

ANALOG SECTION -----

NAL TRANS 45595

NAL CAP TC	60800	60800	-4200	56600	56600	260	-700	55900
LNS	46000	46000	-100	45900	45900			45900
ML	46000	46000	-100	45900	45900			45900
LINE UNITS	102	102		102	102			102
INST. LNS	52224	52224		52224	52224			52224
URV ASSGN	783	783		783	783			783
ZFILL	89.42		89.23		89.23		89.23	
ALNCAP LNS	46000	46000	-100	45900	45900			45900
RENG CCS NAL	2.85		3.06		3.06		3.10	
ANLG DEF LNS		0		0	0			0
ISON CAP TC	200	200		200	200			200
ISON CAP LNS	200	200		200	200			200
ISON CAP ML	200	200		200	200			200
ISON LN MOD								
ISON INS LNS	100	100		100	100		100	200
ISON URV LNS								
ISON ZFILL	100.00		100.00		100.00		100.00	
ISON ENG CCS	20.00		20.00		20.00		20.00	

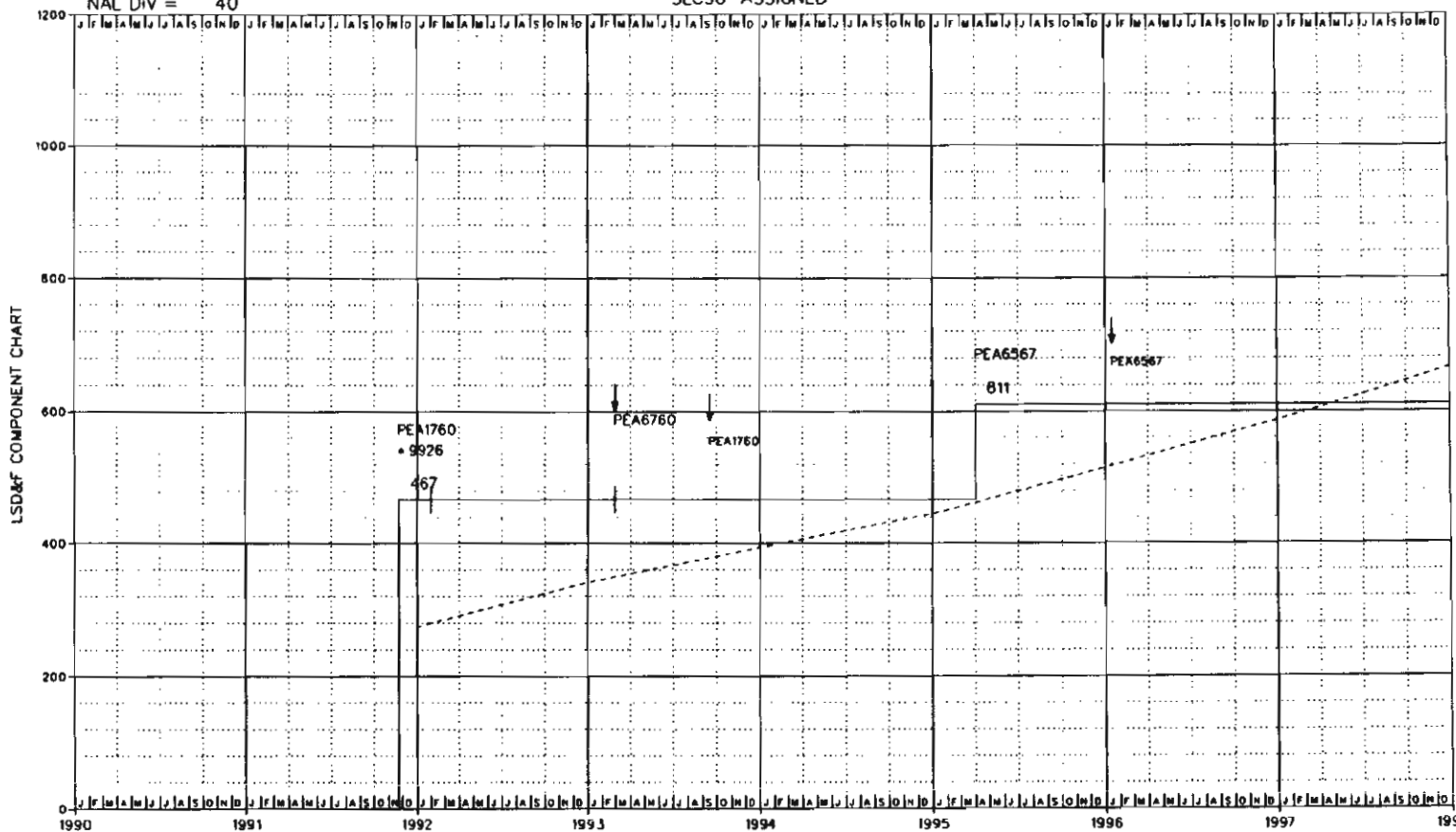
DIGITAL SECTION -----

NAL TRANS 14964

NAL CAP TC	49500	49500	-3400	46100	46100	1900	13400	59500
LNS	21500	21500	8400	29900	29900		9800	39700
ML	21500	21500	8400	29900	29900		9800	39700
LINE UNITS	78	78		78	78		24	102
INST. LNS	44928	44928		44928	44928		13824	58752
URV ASSGN	96	96		96	96			96
ZFILL	47.96		66.69		66.69		67.68	
DLNCAP LNS	21500	21500	8400	29900	29900		9800	39700
DENG CCS NAL	2.85		3.06		3.06		3.10	
CAP SLC SYS	467	467		467	467		144	611
ENG SLC MO 1	316	316		316	316		80	396
ENG SLC MO2	151	151		151	151		64	215
DEF SLC SYS		0		0	0			0
CAP URBN SYS		0		0	0			0
DEF URBN SYS		0		0	0			0
CAP QMS112								
SLC DLU	78	78		78	78		24	102
URBAN DLU								

NAL Div = 40

SLC96-ASSIGNED



NOTES:  
9926 CCS ACCESS CAPABILITY

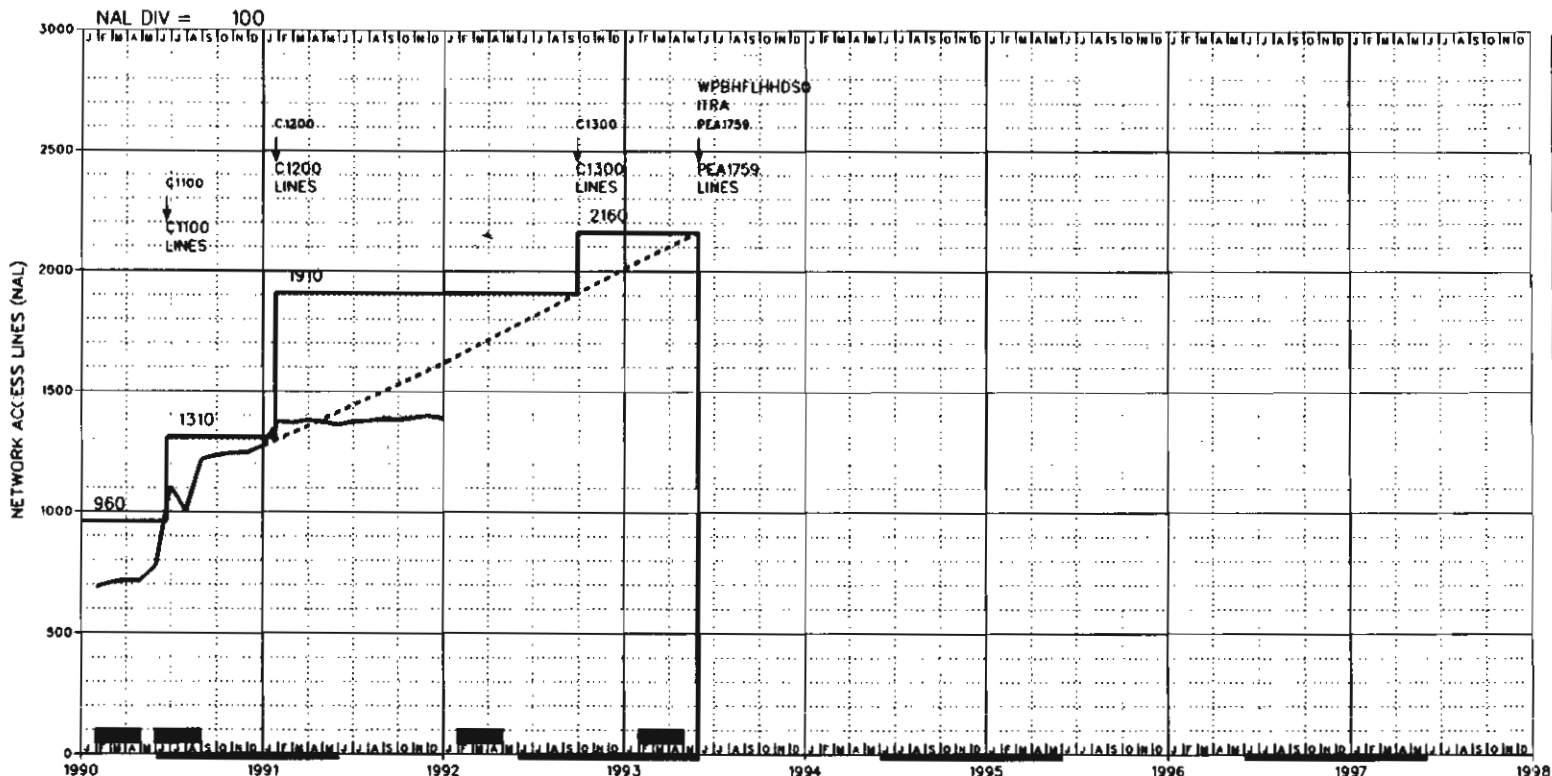
REASON FOR REISSUE:  
2977 1500 N HAVERHILL ROAD  
WEST PALM BCH

DATE OF ISSUE: 01/14/92  
EXCHANGE: WEST PALM BEACH  
DATABASE: LIVE  
EQ TYPE: 5ES  
NXX: 329S 358X 385S 471 478  
840 883 884 885 886 887  
888 889 897

BUILDING: WPBFLHH STATE: FL  
LATA: SOCT/480  
COMPANY: SBEL AREA: 5BFX  
DIVISION: NORT DISTRICT: WPBH  
EXHAUST: 12/31/99  
CONTACT: H RUSSETTE  
NUMBER: M HULL

YEAR	1990	1991	1992	1993	1994	1995	1996	1997
DEMAND/GAIN			274 (F) 67	341 (F) 53	394 (F) 51	445 (F) 69	514 (F) 72	586 (F) 79
SLC MODE 1C			19	20	24	20	16	11
SLC MODE 1F			153	194	223	264	318	375
SLC MODE 2C			51	55	61	62	64	66
SLC MODE 2F			51	72	86	99	116	134

ENTITY: WPBFLHHDSO CHART: 27.2



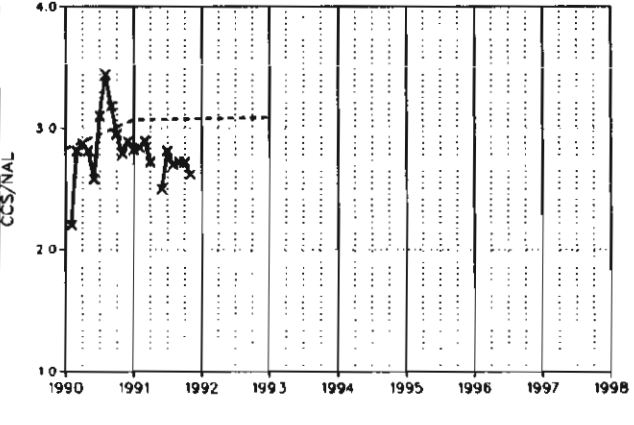
NOTES:

REASON FOR REISSUE:  
2977 1500 N HAVERHILL ROAD  
WEST PALM BCH

DATE OF ISSUE: 01/14/92  
EXCHANGE: WEST PALM BEACH  
DATABASE: LIVE  
EO TYPE: RSC  
NXX: 233

BUILDING: WPBFLHHSTATE: FL  
LATA: SOET/460  
COMPANY: SBEL AREA: SBFX  
DIVISION: NORT DISTRICT: WPBH  
EXHAUST: 12/31/99  
CONTACT: H.RUSSETTE  
NUMBER  
EQ ENGINEER JESS JENKINS  
E. A DATE 08/07/88  
DIR CLOSE 07/10/92  
DIR DELIVER 10/19/92  
NAL FCST 06/15/91  
CCS FCST 08/15/91  
ENTITY CUT 08/07/88  
ENTITY TERM 05/30/93  
LATEST NAL 1388  
SWITCH HOST WPBFLRPDSO  
ENTITY: CHART:  
WPBFLHHRSO 27.3

YEAR	1990	1991	1992	1993	1994	1995	1996	1997	1998
NAL	688 (A)	1273 (A)	1615 (F)	2011 (F)					
LINES	688	1273	1615	2011					
CCS/NAL	2.83	3.07	3.08	3.09					
CCS STATUS	A	A							
NAL/LN RATIO	1.00000	1.00000	1.00000	1.00000					
SVC.	1990	1991	1992	JOBNUM	ROYSO	REQSO	SHIP		
DTS				C1100	06/22/90	06/22/90	06/21/90		
IML				C1200	01/26/91	01/26/91	01/21/91		
%IFFM				C1300	09/22/92	09/27/92	08/22/92		
				PEA1759	05/30/93	05/30/93	05/03/93		





REPORT: PARTB  
 PAGE: 1 OF 1  
 BUILDING: WPBH HAVERHILL  
 ENT CUT: 08/07/88

ENTITY: WPBHFLHHR50  
 ENT TERM: 05/30/93

LSOF SYSTEM  
 GRAPHIC PART 8 VERSION 1.00  
 DATABASE: LIVE

DATE: 01/14/92  
 TIME: 19:01:07  
 CHART NO.: 27.3  
 EQ TYPE: RSC

JOB/ROJ/AT	C1100	C1200	C1300	1991AT1	PER1759
EVENT-NUM	EVT1	EVT1	EVT1		EVT1
EVENT-DATE	06/22/90	01/26/91	09/27/92	05/30/93	05/30/93
ROYSO/TOATE	06/22/90	01/26/91	09/27/92	05/30/93	05/30/93
REQ50	06/22/90	01/26/91	09/27/92	**/**/**	05/30/93
CAP EXH.	**/**/**	**/**/**	**/**/**	**/**/**	**/**/**
SHIP DATE	06/21/90	01/21/91	08/22/92	**/**/**	05/03/93
JOB DESC.	CAROS	CAROS	CAROS	ITRA	015P
NAL TRANS				-2160	
TRANS ENT				WPBHFLHH050	
LSE1	NTW	NTW	NTW		
NAL CAP SE	3190	3190	3190		-3190 0
TC	3190	3190	3190		-3190 0
LNS	350	600	250		-2160 0
NOS	-200	8300	8300		-8300 0
ML	350	1310	250		-2160 0
CNTRX CAP	350	600	250		-2160 0
INST. NOS	10000	10000	10000		-10000 0
URV ASSGN	200	200	200		-200 0
%FNOS	85.00	85.00	85.00		
INST. LNS	3840	3840	3840		-3840 0
URV ASSGN	-400	-660	-280		-1426 0
%TOTAL FILL	88.90	89.40	89.40		
LWCAP IN LNS	350	600	250		-2160 0
SIZING DATE	06/06/90	08/08/90	03/05/91		03/05/91
NDO DUE	06/07/90	09/15/90	01/25/92		07/04/92
TELCO DUE	06/14/90	01/07/91	05/23/92		10/31/92
TURNOVER	06/22/90	01/26/91	09/27/92		05/30/93
GENERIC SVC					
GENERIC					
CONC RATIO	3	3	3		
ENG LSF					
ENG CCS/NAL	2.59	2.59	2.59		
DESIGN BS					
MRAJ	7.16	20.04	8.05		0.00
PROCESSOR	10000	10000	10000		-10000 0
CAP TRUNK					
DGTL TK UNIT					
LLN/LT/SM/NM					0
LSR/LTS/**					0
LSH/**/L32					0
TSC/**/TSS/NP					0
TLN/**/L64	44	44	44		-44 0
TOT FRS/SHL	0	0	0		0
REUSE FR/SHL	0	0	0		0
GROSS ADDNS	38	0	0		0
EXT JOB DESC	"A" LN/CARDS	"A" LN/CARDS	"A" LN/CARDS		0
%CTDIP	7.50	7.50	7.50		7.50
JOB CAT.	A	A	A		0

REPORT: PARTB  
 PAGE: 1 OF 1  
 BUILDING: WPBH HAVERHILL  
 ENT CUT: 08/07/88

ENTITY: WPBFLHHRSD  
 ENT TERM: 05/30/93

LSOF SYSTEM  
 DIGITAL PART B VERSION 1.00  
 DATABASE: LIVE

DATE: 01/14/92  
 TIME: 19:01:07  
 CHART NO.: 27.3  
 EQ TYPE: RSC

JOB/ROJ/AT C1100  
 EVENT-NUM EVT1  
 EVENT-DATE 06/22/90  
 ROYSO/TDATE 06/22/90  
 REGSO 06/22/90  
 CAP EXH. \*\*/\*\*/  
 SHIP DATE 06/21/90  
 JOB DESC. CARDS  
 TRANS ENT

C1200  
 EVT1  
 01/26/91  
 01/26/91  
 01/26/91  
 \*\*/\*\*/  
 01/21/91  
 CAROS

C1300  
 EVT1  
 09/27/92  
 09/27/92  
 09/27/92  
 \*\*/\*\*/  
 08/22/92  
 CAROS

1991AT1  
 05/30/93  
 05/30/93  
 \*\*/\*\*/  
 \*\*/\*\*/  
 ITRA  
 WPBFLHHRSD

PER1759  
 EVT1  
 05/30/93  
 05/30/93  
 05/30/93  
 \*\*/\*\*/  
 05/03/93  
 OISP

ANALOG SECTION -----

NAL TRANS									
NAL CAP TC		3190		3190					-2160
LNS	1310	1310	600	1910	250	2160			
ML	1310	1310	600	1910	250	2160			
LINE UNITS	6	6		6		6			-6 0
INST. LNS		3840		3840		3840			-3840 0
UAV ASSGN	2366	2366	-660	1706	-280	1426			-1426 0
%FILL	88.90		89.40		89.40				
ALNCAP LNS	1310	1310	600	1910	250	2160			-2160 0
AENG CCS NAL	2.59		2.59		2.59				
ANLG DEF LNS	-400	2308	-800	1508	-280	1228			
ISON CAP TC									
ISON CAP LNS									0
ISON CAP ML									
ISON LN MOD									
ISON LNS LNS									
ISON UAV LNS									
ISON %FILL									
ISON ENG CCS									

DIGITAL SECTION -----

NAL TRANS				
NAL CAP TC	0		0	0
LNS				
ML				
LINE UNITS			0	0
INST. LNS	0		0	0
UAV ASSGN				
%FILL				
DLNCAP LNS				
DENG CCS NAL				
CAP SLC SYS				
ENG SLC MD 1				
ENG SLC MD 2				
DEF SLC SYS				
CAP URBAN SYS				
DEF URBAN SYS				
CAP OMS112				
SLC OLU				
URBAN OLU				



REPORT: PARTB

PAGE: 1 OF 2

BUILDING: BELLE GLADE MAIN ENTITY: BGLGLMADSO  
ENT CUT: 06/25/88 ENT TERM: 01/01/99

LSDP SYSTEM  
GRAPHIC PART 8 VERSION 1.00  
DATABASE: LIVE

DATE: 01/14/92  
TIME: 19:01:07  
CHART NO.: 28.0  
EQ TYPE: 0100

JOB/ADJ/AT	PEA2417	PEA2418	PEA6342	PEA5818	PEA5818	8LGL1
EVENT-NUM	EVT1	EVT1	EVT1	EVT1	EVT2	EVT1
EVENT-DATE	05/20/90	08/25/91	04/17/92	07/01/93	07/02/93	05/25/95
ROYSO/TORATE	05/20/90	08/25/91	04/17/92	07/02/93	07/02/93	05/26/95
REQSO	02/01/90	08/10/91	04/17/92	07/02/93	07/02/93	05/26/95
CAP EXH.	**/**/**	07/05/92	**/**/**	**/**/**	**/**/**	**/**/**
SHIP DATE	02/24/90	07/19/91	01/16/92	04/30/93	04/30/93	03/23/95
JOB DESC.	GA	GENERIC	GA	O1SP	GA	DISP
NAL TRANS						
TRANS ENT						
LSEI	NTW	NTW	NTW	NTW	NTW	NTW
NAL CAP SE	-700 15200	15200	2800 18000	-1000 17000	1700 18700	-1800 16900
TC	-700 15200	15200	2800 18000	-1000 17000	1700 18700	-1800 16900
LNS	1150 9700	9700	1400 11100	-600 10500	800 11300	-1100 10200
NOS	16700	16700	16700	16700	16700	16700
ML	1150 9700	9700	1400 11100	-600 10500	800 11300	-1100 10200
CNTRX CAP	300	500 800	-500 300	300	300	300
INST. NOS	20000	20000	20000	20000	20000	20000
URV ASSGN	300	300	300	300	300	300
ZFNOS	85.00	85.00	85.00	85.00	85.00	85.00
INST. LNS	1888 11904	11904	1152 13056	-640 12416	1152 13568	-1280 12288
URV ASSGN	106 336	336	-96 240	-10 230	96 326	-19 307
%TOTAL FILL	84.08	84.08	86.78	86.33	85.33	85.15
LNCAP IN LNS	1150 9700	9700	1400 11100	-600 10500	800 11300	-1100 10200
SIZING DATE	03/01/90	03/01/90	06/04/91			
MOD DUE	04/22/89	06/30/90	07/04/91	11/21/92	11/21/92	09/08/94
TELCO DUE	08/26/89	10/27/90	10/11/91	01/29/93	01/29/93	11/17/94
TURNOVER	05/20/90	08/25/91	04/17/92	07/02/93	07/02/93	05/25/95
GENERIC SVC		05/03/91	01/23/92			
GENERIC	BCS-29	BCS-31	BCS-33	BCS-33	BCS-35	BCS-35
CONC RATIO	3	3	3	3	3	3
ENG LSF						
ENG CCS/NAL	3.11	3.11	2.94	2.94	2.96	2.96
DESIGN BS						
MRAJ	22.93	0.00	14.49	0.03	22.77	0.03
PROCESSOR	55600	55600	55600	55600	144400	200000
CAP TRUNK	60	60	60	60	60	60
DGTL TK UNIT						
LLN/LT/SM/NM I	3	3	3	3	3	3
LSR/LTS/**						
LSH/**/L32	0	0	0	0	0	0
TSC/**/TSS/NP	-27 137	137	-1 136	1 137	137	137
TLN/**/L64	17 150	150	150	-10 140	140	120
TOT FR/SHL	2	0	1	0	5	0
REUSE FR/SHL	0	0	0	0	0	0
GROSS ADDNS	513	25	140	0	585	0
EXT JOB DESC RACF/TCHI/80		NET-INT/TCHS				
%CTOIP	7.60	7.60	7.60	7.60	7.60	7.60

JOB CAT. A G A O A D

REPORT: PARTB

PAGE: 2 OF 2

BUILDING: BELLE GLADE MAIN ENTITY: BLGLFLMA050  
ENT CUT: 06/25/88 ENT TERM: 01/01/99

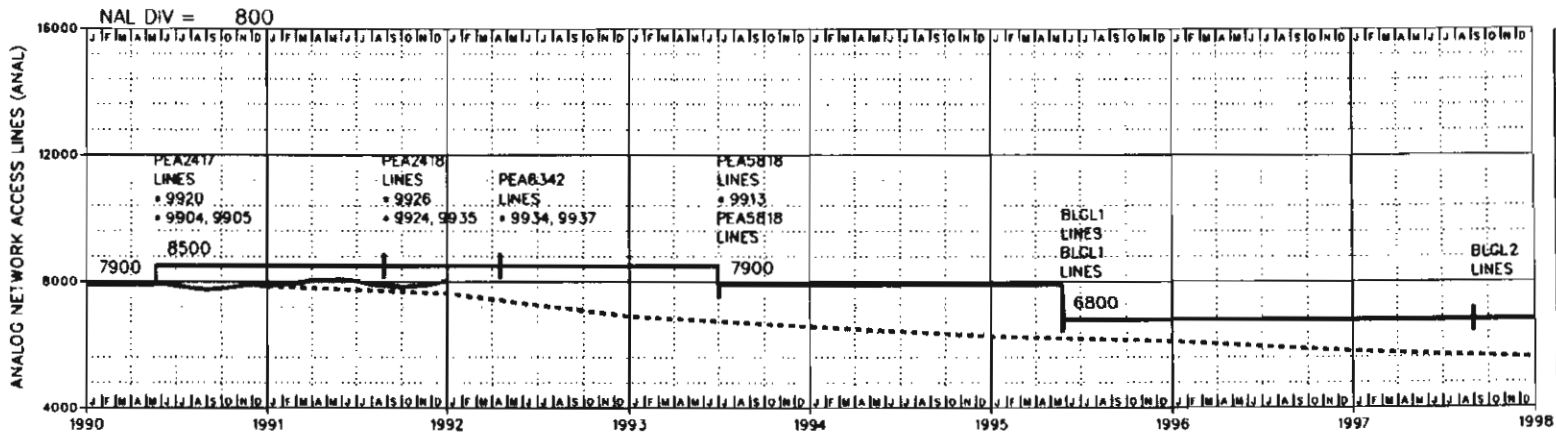
LSOF SYSTEM  
GRAPHIC PART B VERSION 1.00  
DATABASE: LIVE

DATE: 01/14/92  
TIME: 19:01:07  
CHART NO.: 28.0  
EQ TYPE: 0100

JOB/ADJ/AT	8LGL1		BLGL2	
EVENT-NUM	EVT2		EVT1	
EVENT-DATE	05/26/95		09/01/97	
ROYSO/TOATE	05/26/95		09/01/97	
REQSO	05/26/95		08/29/97	
CAP EXH.	**/**/**		**/**/**	
SHIP DATE	03/23/95		06/20/97	
JOB DESC.	GA		GEN	
NAL TRANS				
TRANS ENT				
LSEI	NTW		NTW	
NAL CAP SE	2500	19400		19400
TC	2500	19400		19400
LNS	1200	11400		11400
NOS		16700		16700
ML	1200	11400		11400
CNTRX CAP		300		300
INST. NOS		20000		20000
URV ASSGN		300		300
ZFNOS	85.00		85.00	
INST. LNS	656	12944		12944
URV ASSGN		307		307
ZTOTAL FILL	84.06		84.06	
LNCAP IN LNS	1200	11400		11400
SIZING DATE				
NOO DUE	09/08/94		02/22/97	
TELCO DUE	11/17/94		05/02/97	
TURNOVER	05/26/95		08/29/97	
GENERIC SVC				
GENERIC	BCS-35		BCS-35	
CONC RATIO	3		3	
ENG LSF				
ENG CCS/NAL	2.98		2.98	
DESIGN BS				
MRAJ	0.00		0.00	
PROCESSOR		200000		200000
CAP TRUNK		60		60
OGTL TK UNIT				
LLN/LT/SM/NM	3		3	
LSR/LTS/**				
LSH/**/L32	0		0	
TSC/**/TSS/NP	137		137	
TLN/**/L64	120		120	
TOT FR5/SHL	3		0	
REUSE FR/SHL	0		0	
GROSS ADDNS	300		0	
EXT JOB DESC				
ZCTOIP	7.60		7.60	

JOB CAT. A

G



NOTES:  
 9904 CCS7 TRUNK SIGNALING  
 9905 TOUCHSTAR PHASE I  
 9913 SUPERNODE PROCESSOR  
 9920 SSP/800 LOCATION  
 9924 TOUCHSTAR PHASE II  
 9926 CCS ACCESS CAPABILITY  
 9934 ADVANCED INTELLIGENT  
 NTWK (AIN) - REL. 0  
 9935 1+ COIN EQUAL ACCESS  
 9937 CARRIER IDENT. CODE  
 (CIC) EXPAN. (FG B)

YEAR	1990	1991	1992	1993	1994	1995	1996	1997	1998
NAL	7843 (A)	7855 (A)	7621 (F)	6911 (F)	6592 (F)	6276 (F)	6116 (F)	5798 (F)	5575 (F)
ANLG LNS	7843	8362	7621	6911	6593	6276	6116	5798	5575
CCS/NAL	2.90	3.10	3.13	3.16	3.19	3.21	3.23	3.25	0.00
CCS ACTUAL	A	A							
NAL/LN RATIO	1.00000	0.93937	1.00000	1.00000	0.99985	1.00000	1.00000	1.00000	1.00000

REASON FOR REISSUE:  
 2978 108 SW AVENUE 'C'  
 BELLE GLADE

DATE OF ISSUE: 01/14/92  
 EXCHANGE: BELLE GLADE  
 DATABASE: LIVE  
 EQ TYPE: D100

ANALOG

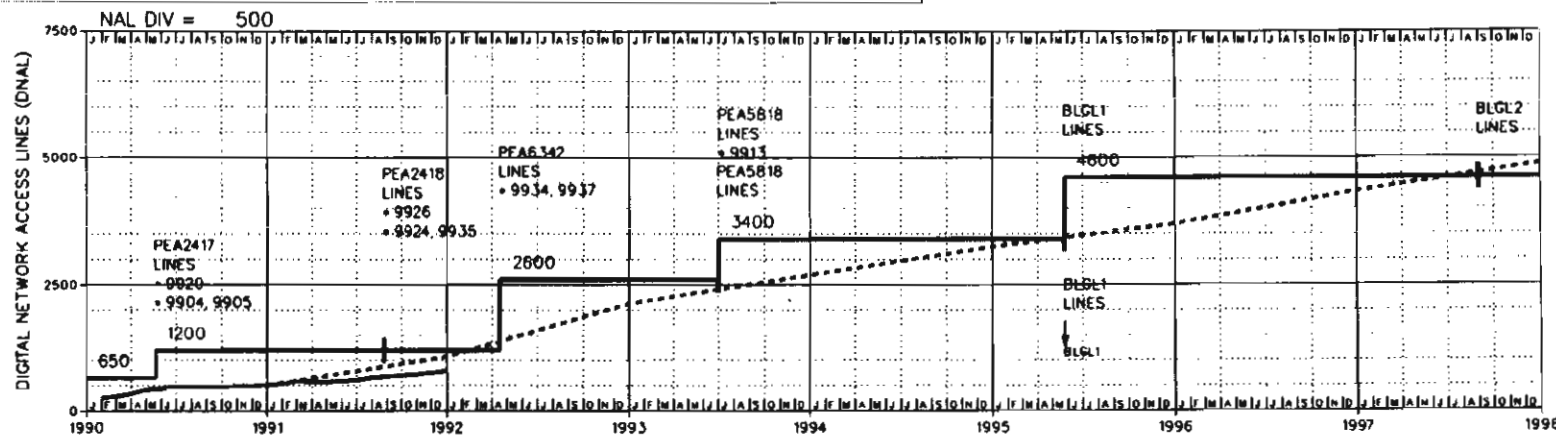
BUILDING: BELLE GLADE MAI  
 SWITCH HOST

FCST DATE: 06/15/91  
 LATEST ANAL: 8022  
 CONTACT: D.COX  
 CONTACT NO.:  
 EQUIP ENGR: CYHADLEY

DIGITAL  
 DLFCST DATE: 06/20/91

LATEST DNAL: 786  
 LATEST SLC: 12  
 LATEST URBAN: 0  
 LATEST D112: 0

ENTITY: CHART:  
 BLGLFLMADSO 28.0



YEAR	1990	1991	1992	1993	1994	1995	1996	1997	1998
NAL	227 (A)	507 (A)	1073 (F)	2123 (F)	2692 (F)	3249 (F)	3689 (F)	4322 (F)	4860 (F)
DIGI CCS/NAL	2.75	5.06	5.06	5.06	5.06	5.06	5.06	5.06	0.00
DCCI ACTUAL	A	A							
SLC SYS	5	9	19	33	36	44	50	58	65
URBAN SYS	0	0							
NAL/LN RATIO	1.00000		1.00000	1.00000	1.00037	1.00000	1.00000	1.00000	1.00000



REPORT: PARTB

PAGE: 2 OF 2

BUILDING: BELLE GLADE MAIN ENTITY: BLGLFLMADSO  
ENT CUT: 06/25/88 ENT TERM: 01/01/99

LSDP SYSTEM  
DIGITAL PART B VERSION 1.00  
DATABASE: LIVE

DATE: 01/14/92  
TIME: 19:01:07  
CHART NO.: 28.0  
EQ TYPE: D100

JOB/ADJ/AT	BLGL1	BLGL2
EVENT-NUM	EVT2	EVT1
EVENT-DATE	05/26/95	09/01/97
ROYSD/TOATE	05/26/95	09/01/97
REQSD	05/26/95	08/29/97
CAP EXH.	##/##/##	##/##/##
SHIP DATE	03/23/95	06/20/97
JOB DESC.	GA	GEN
TRANS ENT		

ANALOG SECTION -----

NAL TRANS			
NAL CAP TC		9900	9900
LNS		6800	6800
ML		6800	6800
LINE UNITS		12	12
INST. LNS	-880	6800	6800
URV ASSGN		115	115
%FILL	89.90		89.90
ALNCAP LNS		6800	6800
RENG CCS NAL	3.05		3.05
ANLG DEF LNS		0	0
ISON CAP TC		10	10
ISON CAP LNS		10	10
ISON CAP ML		10	10
ISON LN MOD		1	1
ISON INS LNS		480	480
ISON URV LNS		470	470
ISON %FILL	100.00		100.00
ISON ENG CCS	20.00		20.00

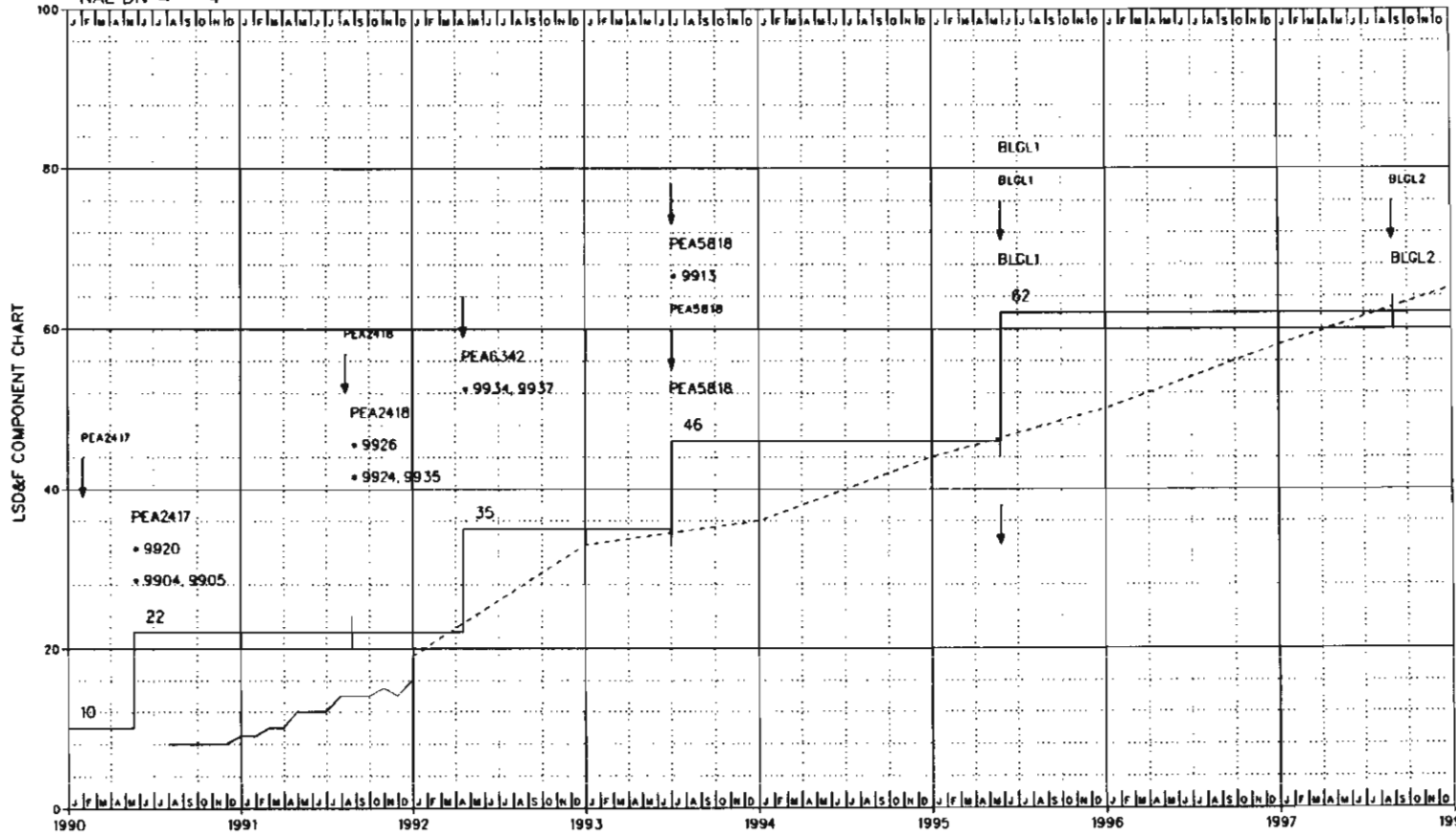
DIGITAL SECTION -----

NAL TRANS			
NAL CAP TC	2500	9500	9500
LNS	1200	4600	4600
ML	1200	4600	4600
LINE UNITS		11	11
INST. LNS	1536	6144	6144
URV ASSGN		192	192
%FILL	77.50		77.50
OLNCAP LNS	1200	4600	4600
DENG CCS NAL	2.89		2.89
CAP SLC SYS	16	62	62
ENG SLC MO 1			
ENG SLC MO 2			
DEF SLC SYS			
CAP URBN SYS			
DEF URBN SYS			
CAP QMS112			
SLC OLU	3	11	11
URBAN OLU			



NAL DIV = 4

SLC96-ASSIGNED



- NOTES:  
 9904 CCS7 TRUNK SIGNALING  
 9905 TOUCHSTAR PHASE I  
 9913 SUPERNODE PROCESSOR  
 9920 SSP/800 LOCATION  
 9924 TOUCHSTAR PHASE II  
 9926 CCS ACCESS CAPABILITY  
 9934 ADVANCED INTELLIGENT  
 NTWK (AIN) - REL. 0  
 9935 1+ COIN EQUAL ACCESS  
 9937 CARRIER IDENT. CODE  
 (CIC) EXPAN. (FG B)

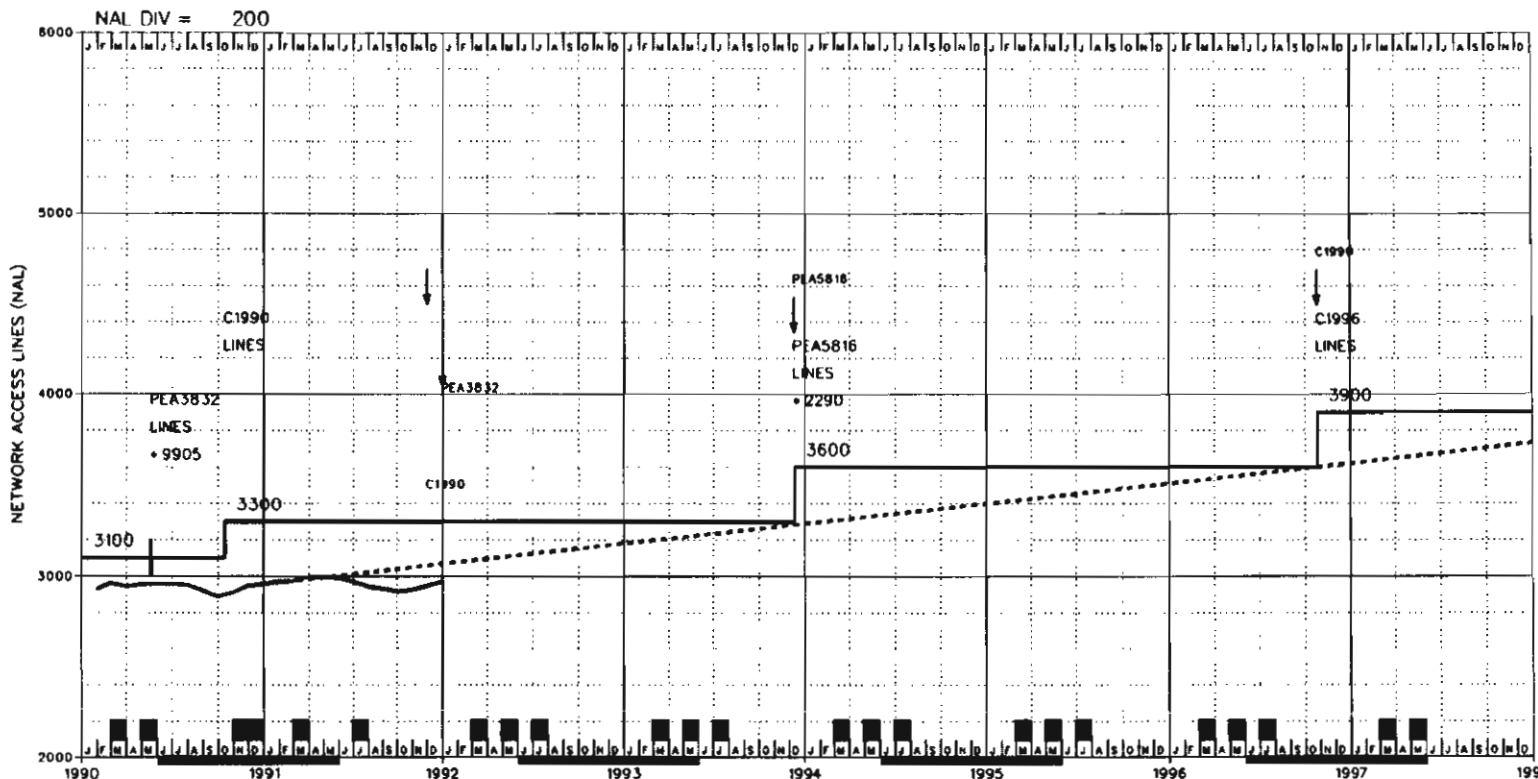
REASON FOR REISSUE:  
 2978 108 SW AVENUE 'C'  
 BELLE GLADE

DATE OF ISSUE: 01/14/92  
 EXCHANGE: BELLE GLADE  
 DATABASE LIVE  
 EQ TYPE: D100  
 NXX: 992 996

BUILDING: BLGLFLMA STATE: FL  
 LATA: SOET/460  
 COMPANY: SBEL AREA: SBFX  
 DIVISION: WORT DISTRICT: WPBH  
 EXHAUST: 12/31/99  
 CONTACT: O COX  
 NUMBER: CYHADLEY

YEAR	1990	1991	1992	1993	1994	1995	1996	1997
DEMAND/GAIN	6 (A) 3	9 (A) 10	19 (F) 14	33 (F) 3	36 (F) 8	44 (F) 6	50 (F) 8	58 (F) 7
SLC MODE 1C			2	2	2	2	2	2
SLC MODE 1F			7	8	8	8	8	8
SLC MODE 2C			10	10	13	13	13	13
SLC MODE 2F			0	13	13	21	27	35

ENTITY: CHART  
 BLGLFLMADSO 28.0



NOTES:  
2290 CONVERSION TO DUAL RCC  
9905 TOUCHSTAR PHASE I

REASON FOR REISSUE:  
2980 826 E MAIN STREET  
PAHOKEE

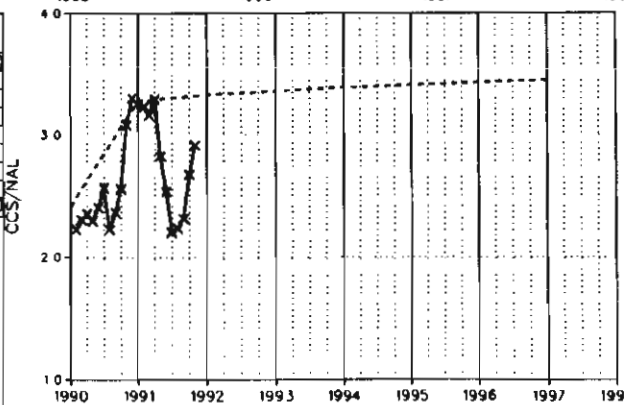
DATE OF ISSUE: 01/14/92  
EXCHANGE: PAHOKEE  
DATABASE: LIVE  
EQ TYPE: RSC  
NXX:  
924

BUILDING: PAHKFLMA STATE: FL  
LATA: SOE1/460  
COMPANY: SBEL AREA: SBFX  
DIVISION: NORT DISTRICT: WPBH  
EXHAUST: 12/31/99  
CONTACT: D.COX  
NUMBER CYHADLEY  
EQ ENGINEER

E. A. DATE 06/25/88  
DIR CLOSE 08/19/92  
DIR DELIVER 10/19/92  
NAL FCST 06/15/91  
CCS FCST 08/15/91  
ENTITY CUT 06/25/88  
ENTITY TERM 01/01/99  
LATEST NAL 2971  
SWITCH HOST BGLFLMADSO  
ENTITY: CHART:

PAHKFLMARSO 29.0

YEAR	1990	1991	1992	1993	1994	1995	1996	1997	1998
NAL	2917 (A)	2958 (A)	3070 (F)	3180 (F)	3290 (F)	3400 (F)	3510 (F)	3620 (F)	3730 (F)
LINES	2917	2958	3070	3180	3290	3400	3510	3620	3730
CCS/NAL	2.41	3.28	3.33	3.36	3.39	3.41	3.43	3.45	
CCS STATUS	A	A							
NAL/LN RATIO	1.00000	1.00000	1.00000	1.00000	1.00000	1.00000	1.00000	1.00000	1.00000
SVC	1990	1991	1992	JOBNUM RDYSD REOSD SHIP					
DTS				PEA3832	05/20/90	01/01/92	02/17/90		
				C1990	10/14/90	12/01/91	10/01/90		
				PEA5816	12/10/93	12/10/93	10/07/93		
				C1996	10/25/96	10/25/96	10/04/96		
IML									
%IFFM									



REPORT: PARTB  
 PAGE: 1 OF 1  
 BUILDING: PAHOKEE MAIN  
 ENT CUT: 06/25/88

ENTITY: PAHKFLMAR50  
 ENT TERM: 01/01/99

LSDF SYSTEM  
 GRAPHIC PART B VERSION 1.00  
 DATABASE: LIVE

DATE: 01/14/92  
 TIME: 19:01:07  
 CHART NO.: 29.0  
 EQ TYPE: RSC

JOB/ADJ/AT	PEA3832	C1990	PEA5816	C1996
EVENT-NUM	EVT1	EVT1	EVT1	EVT1
EVENT-DATE	05/20/90	10/14/90	12/10/93	10/25/96
RDYSO/TDATE	05/20/90	10/14/90	12/10/93	10/25/96
REQSO	01/01/92	12/01/91	12/10/93	10/25/96
CAP EXH.	■/■/■	■/■/■	■/■/■	■/■/■
SHIP DATE	02/17/90	10/01/90	10/07/93	10/04/96
JOB DESC.	MISC	CARDS	GA	CAROS
NAL TRANS				
TRANS ENT				
LSE1	NTW	NTW	NTW	NTW
NAL CAP SE	1100 6200	6200	6200	6200
TC	1100 6200	6200	6200	6200
LNS	3100	200 300	300 3600	300 3900
NOS	8500	8500	8500	8500
ML	3100	200 3300	300 3600	300 3900
CNTRX CAP	20	20	20	20
INST. NOS	10000	10000	10000	10000
URV ASSGN	32	32	32	32
ZFNOS	85.00	85.00	85.00	85.00
INST. LNS	3840	3840	640	4480
URV ASSGN	378	-328 50	337 387	-320 67
ZTOTAL FILL	89.54	87.07	87.96	88.38
LNCAP IN LNS	3100	200 3300	300 3600	300 3900
SIZING DATE		09/28/90	02/05/91	
NDO DUE			03/25/93	07/27/96
TELCO DUE			06/03/93	08/23/96
TURNOVER		10/14/90	12/10/93	10/25/96
GENERIC SVC				
GENERIC	BCS-29	BCS-32	BCS-35	BCS-35
CONC RATIO	3	3	3	3
ENG LSF				
ENG CCS/NAL	3.00	3.00	2.56	2.62
DESIGN B5				
MRAJ	3.45	37.88	34.50	0.00
PROCESSOR	4190	4190	4190	4190
CAP TRUNK				
OCTL TK UNIT			0	
LLN/LT/SM/NM	3	3	3	3
LSR/LTS/■/■				
LSH/■/■/L32				
TSC/■/TSS/NP	10	10	10	10
TLN/■/■/L64	60	60	10 70	70
TOT FR5/SHL	0	0	2	0
REUSE FR/SHL	0	0	0	0
GROSS ADDNS	0	0	250	0
EXT JOB DESC		CARDS		
ZCTOIP	8.50	8.50	8.50	8.50

JOB CAT. M A A A

REPORT: PARTB  
 PAGE: 1 OF 1  
 BUILDING: PAHOKEE MAIN  
 ENT CUT: 06/25/88

ENTITY: PAHKFLMARSO  
 ENT TERM: 01/01/99

LSOF SYSTEM  
 DIGITAL PART B VERSION 1.00  
 DATABASE: LIVE

DATE: 01/14/92  
 TIME: 19:01:07  
 CHART NO.: 29.0  
 EQ TYPE: RSC

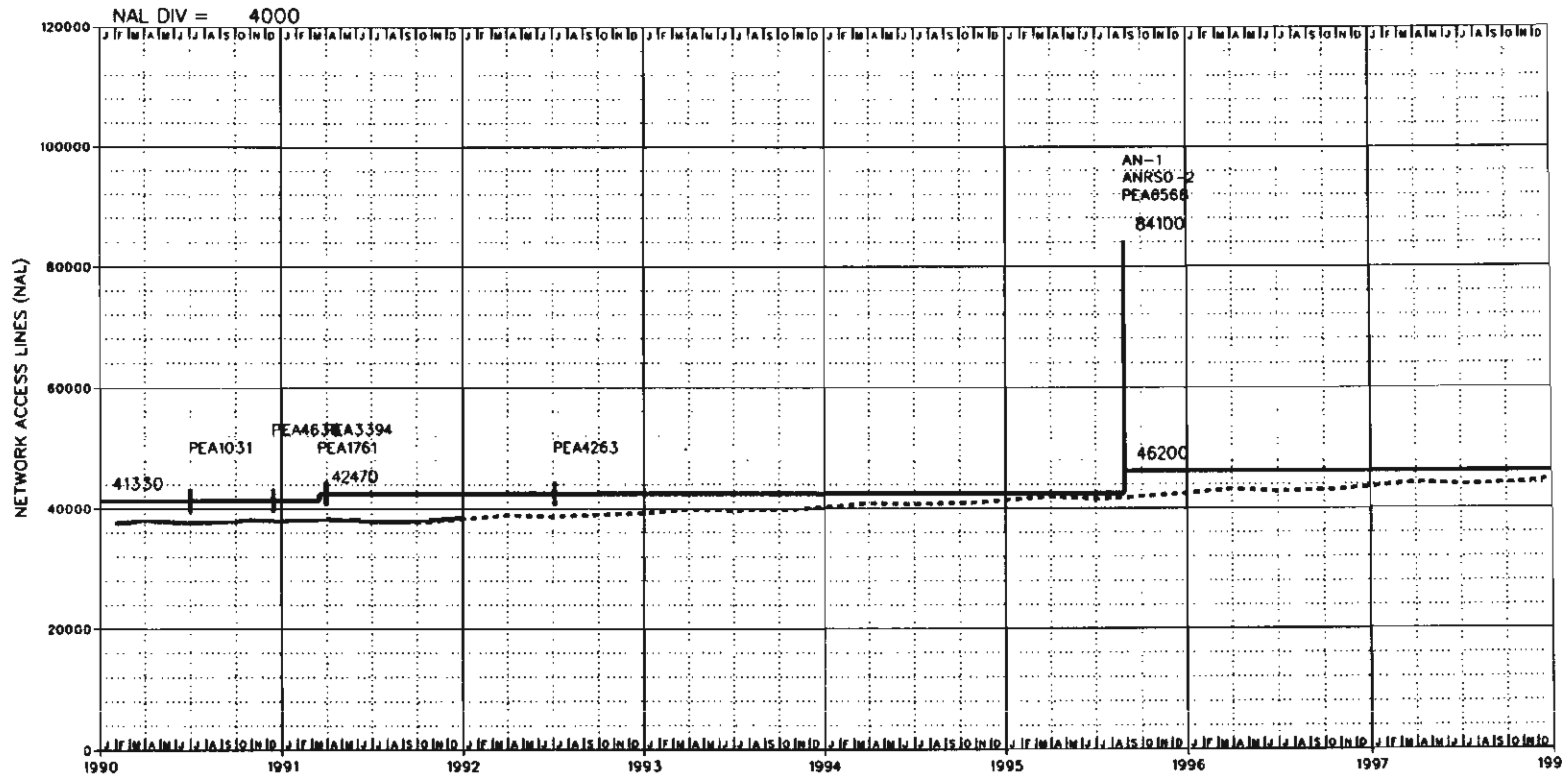
JOB/AOJ/AT	PEA3832	C1990	PEAS816	C1996
EVENT-NUM	EVT1	EVT1	EVT1	EVT1
EVENT-DATE	05/20/90	10/14/90	12/10/93	10/25/96
ROYSD/TOATE	05/20/90	10/14/90	12/10/93	10/25/96
REQSO	01/01/92	12/01/91	12/10/93	10/25/96
CAP EXH.	**/**/**	**/**/**	**/**/**	**/**/**
SHIP DATE	02/17/90	10/01/90	10/07/93	10/04/96
JOB DESC.	MISC	CAROS	GA	CAROS
TRANS ENT				

ANALOG SECTION -----

NAL TRANS							
NAL CAP TC	6200	6200	200	3300	300	6200	300
LNS		3100	200	3300	300	3600	300
ML		3100	200	3300	300	3600	300
LINE UNITS		6		6		7	
INST. LNS		3840		3840	640	4480	
URV ASSGN		378	-328	50	337	387	-320
%FILL	89.54		87.07		87.96		88.38
ALNCAP LNS		3100	200	3300	300	3600	300
RENG CCS NAL	2.41		2.44		2.56		2.62
ANLG DEF LNS		320	-320	0	320	320	-320
ISON CAP TC							
ISON CAP LNS							
ISON CAP ML		0		0			
ISON LN MOO							
ISON LNS LNS							
ISON URV LNS							
ISON %FILL							
ISON ENG CCS							

DIGITAL SECTION -----

NAL TRANS						
NAL CAP TC						
LNS	0		0		0	
ML	0		0		0	
LINE UNITS	0		0		0	
INST. LNS	0		0		0	
URV ASSGN	0		0		0	
%FILL						
OLNCAP LNS	0				0	
RENG CCS NAL					0.00	0.00
CAP SLC SYS					0	0
ENG SLC MD 1					0	0
ENG SLC MD 2					0	0
DEF SLC SYS						
CAP URBN SYS						
DEF URBN SYS						
CAP DMS112						
SLC DLU						
URBAN OLU						



NOTES:

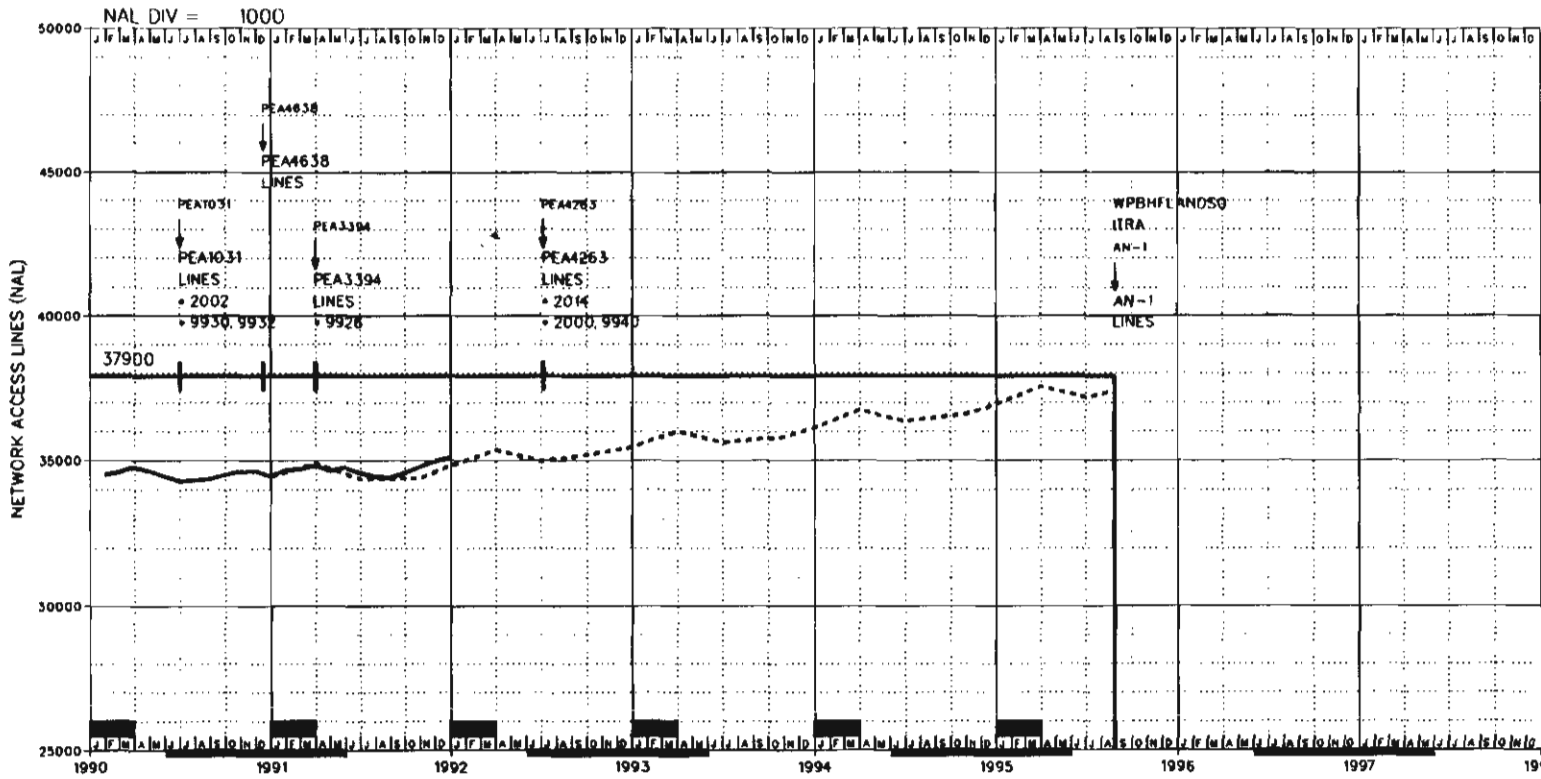
REASON FOR REISSUE:

DATE OF ISSUE: 01/14/92  
 EXCHANGE: WEST PALM BEACH  
 DATABASE: LIVE

BUILDING: WPBHFLAN STATE: FL  
 LATA: SOET/460  
 COMPANY: SBEL AREA: SBFX  
 DIVISION: NORT DISTRICT: WPB  
 EXHAUST: 12/31/99

YEAR	1990		1991		1992		1993		1994		1995		1996		1997	
NAL/GAIN	37396	444	37840	399	38239	951	39190	998	40188	1141	41329	1104	42433	1100	43533	1263
NAL/LN RATIO																

BUILDING: WPBHFLAN CHART: 30.0



NOTES:  
 2000 CALL RETURN PLUS  
 2002 RACF  
 2014 FLEXIBLE ANI  
 9926 CCS ACCESS CAPABILITY  
 9930 CALLER ID (CLID & CND)  
 9932 100% AMA RECORDING  
 9940 CALL FWD-DONT-ANSWER  
 AFTER CALL WAITING

REASON FOR REISSUE:  
 2981 325 GARDENIA STREET  
 WEST PALM BCH

DATE OF ISSUE: 01/14/92  
 EXCHANGE: WEST PALM BEACH  
 DATABASE: LIVE  
 EQ TYPE: 1AES  
 NXX:  
 387 650S 655 659 820 832  
 833 835 837 838 936X

BUILDING: WPBHFLANSTATE: FL  
 LATA: SOET/460  
 COMPANY: SBEL AREA: SBFX  
 DIVISION: NORT DISTRICT: WPBH  
 EXHAUST: 12/31/99  
 CONTACT: H RUSSETTE  
 NUMBER: W PREVATT  
 EQ ENGINEER: CHRSTENSEN

E. A. DATE: 12/10/84  
 DIR CLOSE: 07/10/92  
 DIR DELIVER: 10/19/92  
 NAL FCST: 06/15/91  
 CCS FCST: 08/15/91  
 ENTITY CUT: 02/05/78  
 ENTITY TERM: 08/28/95  
 LATEST NAL: 35080  
 SWITCH HOST  
 ENTITY:

CHART:  
 WPBHFLAN83E 30.1

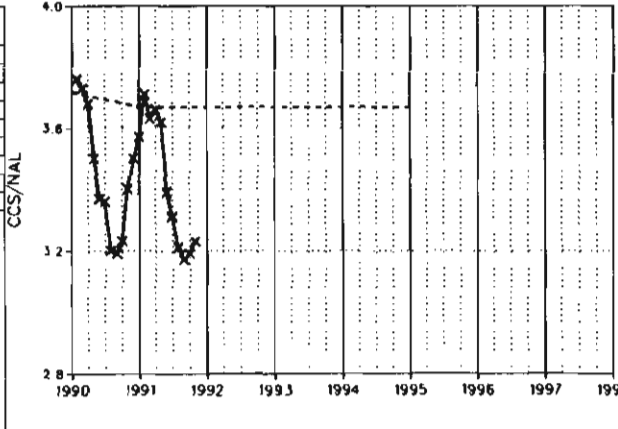
YEAR	1990	1991	1992	1993	1994	1995	1996	1997	1998
NAL	34331 (A)	34471 (A)	34820 (F)	35451 (F)	36129 (F)	36940 (F)			
LINES	34331	34471	34820	35451	36129	36940			
CCS/NAL	3.72	3.67	3.67	3.67	3.67	3.67			
CCS STATUS	A	A							
NAL/LN RATIO	1.00000	1.00000	1.00000	1.00000	1.00000	1.00000			

SVC.	1990												1991												1992											
OTS	[Grid]												[Grid]												[Grid]											
IML	[Grid]												[Grid]												[Grid]											
%IFFM	[Grid]												[Grid]												[Grid]											

JOBNUM	RDYSD	REOSD	SHIP
PEA1031	07/01/90	07/01/90	02/24/90
PEA4638	12/16/90	12/16/90	09/22/90
PEA3394	03/31/91	03/31/91	09/22/90
PEA4263	07/05/92	07/05/92	03/28/92
AN-1	08/28/95	08/28/95	07/31/95



REPORT: PARTB

PAGE: 1 OF 1

BUILDING: WPBH MAIN ANNEX

ENT CUT: 02/05/78

ENTITT: WPBHFLAN83E

ENT TERM: 08/28/95

LSOF SYSTEM  
GRAPHIC PART B VERSION 1.00  
DATABASE: LIVE

DATE: 01/14/92

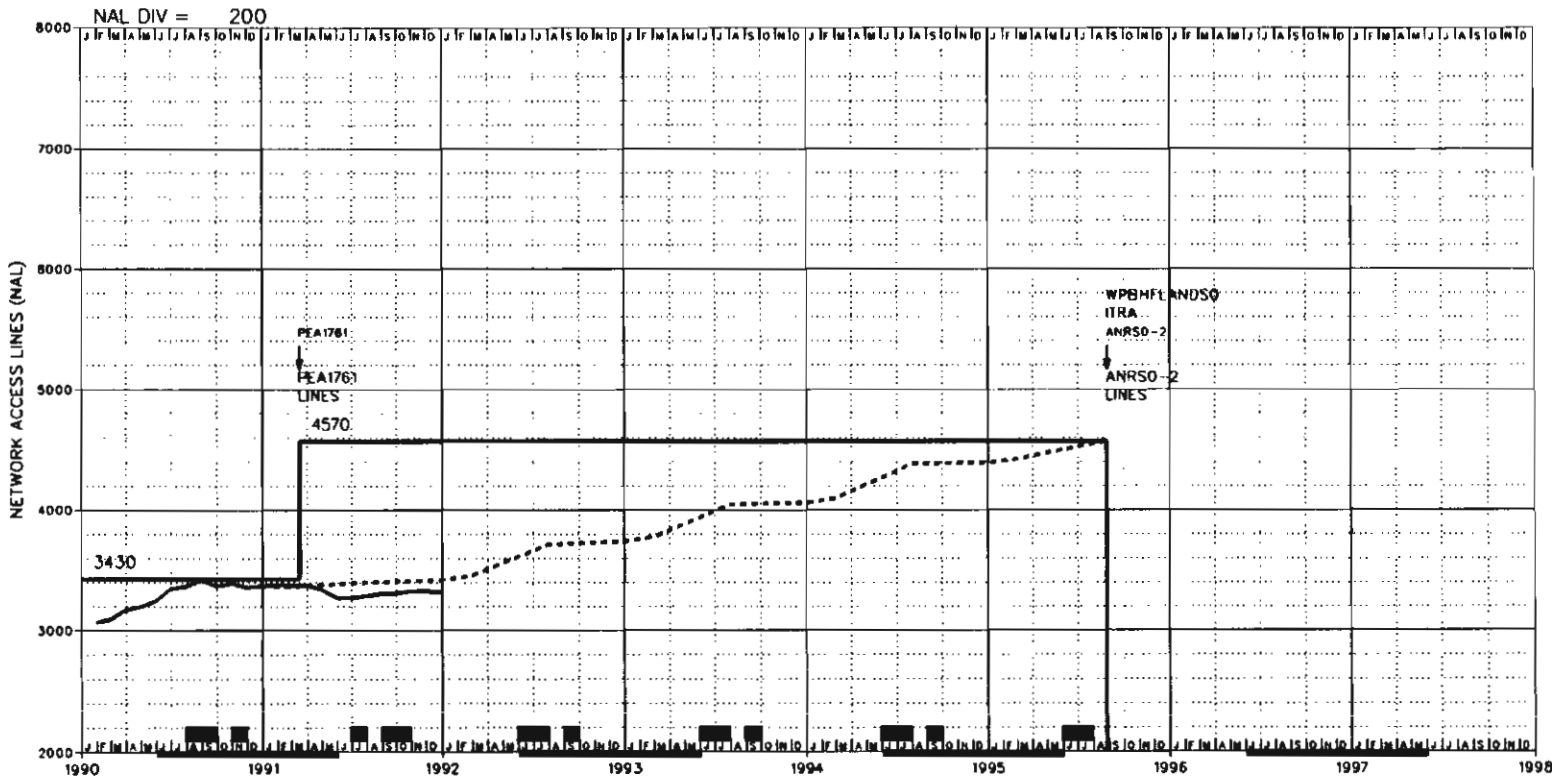
TIME: 19:01:07

CHART NO.: 30.1

EQ TYPE: IAES

JOB/AOJ/AT	PEA1031	PEA4638	PEA3394	PEA4263	1995AT1	AN-1
EVENT-NUM	EVT1	EVT1	EVT1	EVT1		EVT1
EVENT-DATE	07/01/90	12/16/90	03/31/91	07/05/92	08/28/95	08/28/95
ROTSO/TDATE	07/01/90	12/16/90	03/31/91	07/05/92	08/28/95	08/28/95
REQSD	07/01/90	12/16/90	03/31/91	07/05/92	08/28/95	08/28/95
CAP EXH.	02/24/90	09/22/90	09/22/90	03/28/92		07/31/95
SHIP DATE	TKS	GEN	TKS	TKS		OISP
JOB.DESC.						
NAL TRANS						
TRANS ENT						
LSEI						
NAL CAP SE	NTW	NTW	NTW	NTW		
TC	38600	38600	1000	39600		-39600 0
LNS	38600	38600	1000	39600		-39600 0
NOS	37900	37900		37900		-37900 0
ML	51600	51600		51600		-51600 0
CNTRX CAP	2000	6000		6000		-37900 0
INST. NOS		100000		100000		-100000 0
UAV ASSGN		39320		39320		-39320 0
ZFNOS	85.00	85.00	85.00	85.00		
INST. LNS		43008		43008		-43008 0
UAV ASSGN		1032		1032		-1032 0
ZTOTAL FILL	90.40	90.40	90.40	90.29		90.40
LNCAP IN LNS		37900		37900		-37900 0
SIZING DATE	04/04/89	05/22/90	02/23/90	09/03/91		08/08/90
NDO QUE	04/22/89	05/22/90	05/19/90	08/03/91		
TELCO QUE	08/19/89	06/08/90	07/28/90	12/07/91		
TURNOVER	07/01/90	12/16/90	03/31/91	07/05/92		08/28/95
GENERIC SVC		12/01/90				
GENERIC	1AE10	1AE11	1AE11	1AE11		
CONC RATIO	4:1	4:1	4:1	4:1		
ENG LSF						
ENG CCS/NAL	4.00	4.00	3.90	3.90		0.00
DESIGN BS						
MRAJ	0.00	0.00	0.00	0.00		0.00
PROCESSOR		56600	2100	58800		-58800 0
CAP TRUNK	60	180	60	240	20	260
DGTL TK UNIT	3		3		1	
LLN/LT/SH/NM	11	11		11		-11 0
LSR/LTS/	42	42		42		-42 0
LSH/						
TSC/	4	48		48	8	56
TLN/	2048	2048		2048		-2048 0
TOT FRS/SHL	3	0	3	7		0
KLUSE FR/SHL	2	0	3	7		0
GROSS ADDNS	265	2	284	315		0
EXT JOB OESC	3-OCT.1/2TLN	3-OCT'S	3-OCT'S	1-OCT/TLN		0
ZCTOIP	6.30	6.30	6.30	6.30		0.00

JOB CAT. T G T T T 0



NOTES:

REASON FOR REISSUE:  
2981 325 GARDENIA STREET  
WEST PALM BCH

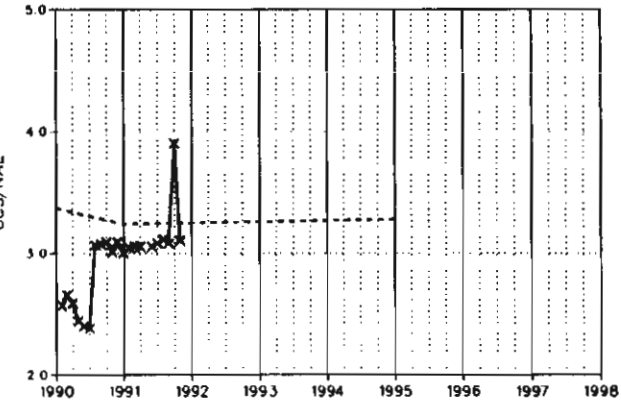
DATE OF ISSUE: 01/14/92  
EXCHANGE: WEST PALM BEACH  
DATABASE: LIVE  
EQ TYPE: RSC  
NXX: 355

BUILDING: WPBHFLANSTATE: FL  
LATA: SOET/460  
COMPANY: SBEL AREA: SBFX  
DIVISION: NORT DISTRICT: WPBH  
EXHAUST: 12/31/99  
CONTACT: H.RUSSETTE  
NUMBER: 305-492-2606  
EQ ENGINEER

E. A. DATE 12/16/88  
DIR CLOSE 07/10/92  
DIR DELIVER 10/19/92  
NAL FCST 06/15/91  
CCS FCST 08/15/91  
ENTITY CUT 12/04/88  
ENTITY TERM 08/28/95  
LATEST NAL 3318  
SWITCH HOST WPBHFLRPDSO  
ENTITY: CHART:  
WPBHFLANRSO 30.2

YEAR	1990	1991	1992	1993	1994	1995	1996	1997	1998
NAL	3065 (A)	3369 (A)	3419 (F)	3739 (F)	4059 (F)	4389 (F)			
LINES	3065	3369	3419	3739	4059	4389			
CCS/NAL	3.37	3.24	3.25	3.26	3.27	3.28			
CCS STATUS	A	A							
NAL/LN RATIO	1.00000	1.00000	1.00000	1.00000	1.00000	1.00000			

SVC.	1990	1991	1992	JOBNUM	RDYSD	REQSD	SHIP
DTS				PEA1761	03/17/91	03/17/91	01/12/91
IML				ANRSO-2	08/28/95	08/28/95	07/31/95
%IF							





REPORT: PART8

PAGE: 1 OF 1

BUILDING: WPBH MAIN ANNEX

ENT CUT: 12/04/88

ENTITY: WPBHFLANRSO

ENT TERM: 08/28/95

LSOF SYSTEM  
GRAPHIC PART 8 VERSION 1.00  
DATABASE: LIVE

DATE: 01/14/92

TIME: 19:01:07

CHART NO.: 30.2

EO TYPE: RSC

JOB/ROJ/AT	PER1761	1995AT2	ANRSO-2
EVENT-NUM	EVT1		EVT1
EVENT-DATE	03/17/91	08/28/95	08/28/95
ROYSO/TOATE	03/17/91	08/28/95	08/28/95
REOSD	03/17/91	##/##/##	08/28/95
CAP EXH.	##/##/##	##/##/##	##/##/##
SHIP DATE	01/12/91	##/##/##	07/31/95
JOB DESC.	GA	I TRA	OISP
NAL TRANS		-4570	
TRANS ENT		WPBHFLANOSO	
LSE1	NTW		
NAL CAP SE	-300	7350	-7350 0
TC	-300	7350	-7350 0
LNS	1140	4570	-4570 0
NOS		8500	-8500 0
ML	1140	4570	-4570 0
CNTRX CAP	870	4300	-4300 0
INST. NOS		10000	-10000 0
UAV ASSGN		0	0
ZFNOS	85.00		
INST. LNS	1280	5120	-5120 0
UAV ASSGN	19	77	-77 0
ZTOTAL FILL	90.62		86.08
LNCAP IN LNS	1140	4570	-4570 0
SIZING DATE	02/01/89		08/08/90
NDO DUE	05/18/90		
TELCO DUE	08/31/90		
TURNOVER	03/17/91		
GENERIC SVC			
GENERIC	8CS-30		
CONC RATIO	4		
ENG LSF			
ENG CCS/NAL	3.80		0.00
DESIGN BS			
MRAJ	53.39		0.00
PROCESSOR		10000	-10000 0
CAP TRUNK			
OGTL TR UNIT			
LLN/LT/SH/NM			
LSR/LTS/##		0	
LSH/##/L32			
TSC/##/TSS/NP			
TLN/##/L64	20	80	-80 0
TOT FR/SHL	1		0
REUSE FR/SHL	0		0
GROSS ADDNS	115		0
EXT JOB DESC	GROWTH		
ZCTDIP	6.30		0.00

JOB CAT. A

0

REPORT: PARTB

PAGE: 1 OF 1

BUILDING: WPBH MAIN ANNEX

ENT CUT: 12/04/88

ENTITY: WPBHFLANRSO

ENT TERM: 08/28/95

LSDF SYSTEM  
DIGITAL PART B VERSION 1.00  
DATABASE: LIVE

DATE: 01/14/92

TIME: 19:01:07

CHART NO.: 30.2

EQ TYPE: RSC

JOB/ADJ/AT	PEA1761	1995AT2	ANRSO-2
EVENT-NUM	EVT1		EVT1
EVENT-DATE	03/17/91	08/28/95	08/28/95
RDYSD/TOATE	03/17/91	08/28/95	08/28/95
REQSD	03/17/91	##/##/##	08/28/95
CAP EXH.	##/##/##	##/##/##	##/##/##
SHIP DATE	01/12/91	##/##/##	07/31/95
JOB DESC.	GA	ITRA	DISP
TRANS ENT		WPBHFLANDSO	

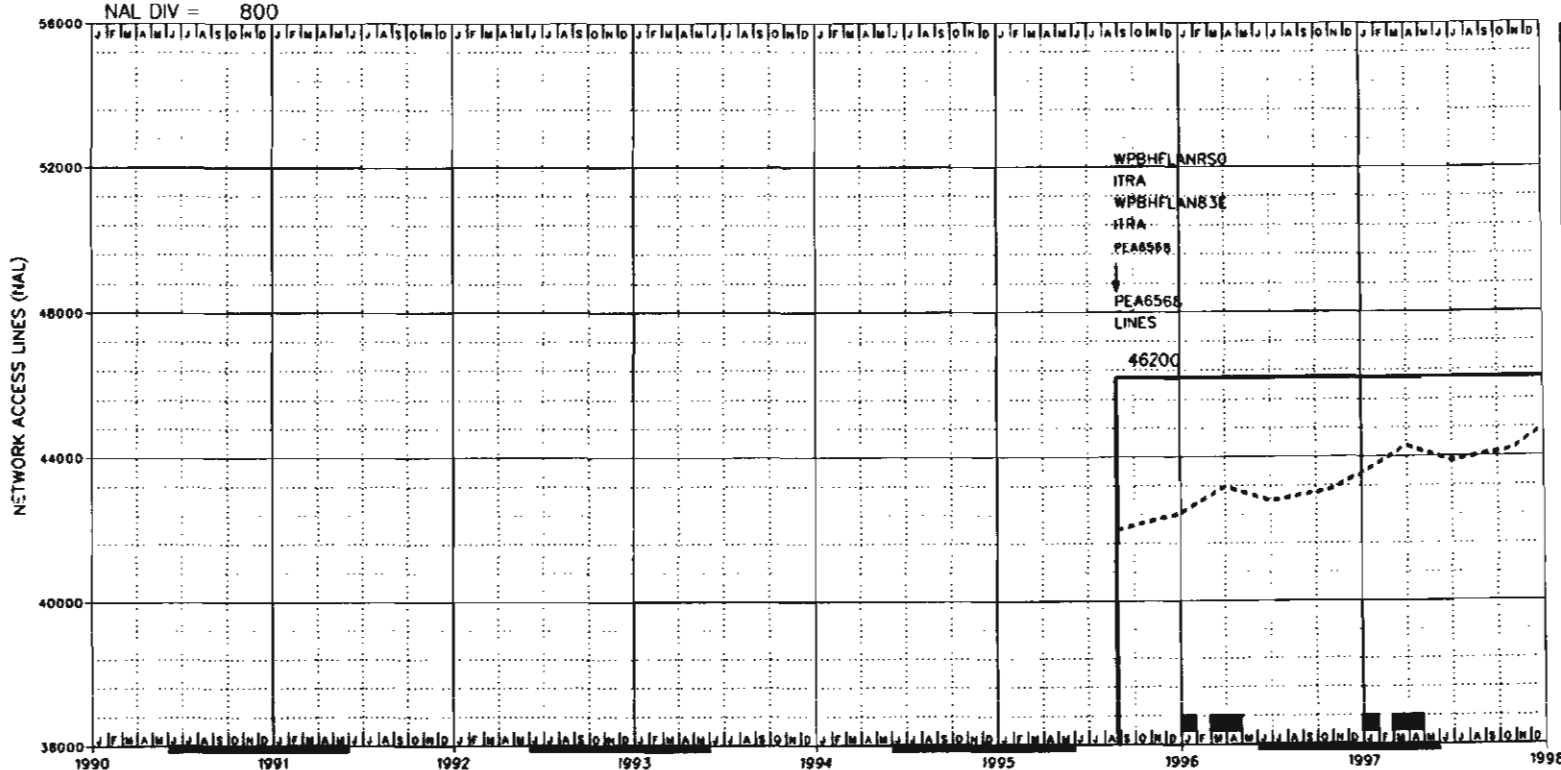
ANALOG SECTION -----

NAL TRANS			-4570	
NAL CAP TC	7350	7350		
LNS	4570	4570	-7350	0
ML	4570	4570	-4570	0
LINE UNITS			8	0
INST. LNS	5120	5120	-5120	0
URV ASSGN	77	77	-77	0
%FILL	90.62			
ALNCAP LNS	4570	4570	-4570	0
AENG CCS NAL	3.80			
ANLG DEF LNS		0		0
ISON CAP TC				
ISON CAP LNS				
ISON CAP ML		0		
ISON LN MOD				
ISON INS LNS				
ISON URV LNS				
ISON %FILL				
ISON ENG CCS				

DIGITAL SECTION -----

NAL TRANS				
NAL CAP TC				
LNS				
ML				
LINE UNITS		0		0
INST. LNS				
URV ASSGN				
%FILL				
OLNCAP LNS				
OENG CCS NAL				
CAP SLC SYS				
ENG SLC MD 1				
ENG SLC MD2				
DEF SLC SYS				
CAP URBN SYS				
DEF URBN SYS				
CAP DMS112				
SLC DLU				
URBAN DLU				

NAL DIV = 800



NOTES:

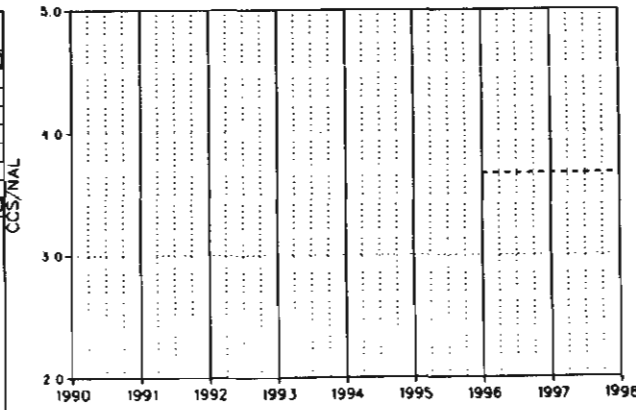
REASON FOR REISSUE:  
2981 325 GARDENIA STREET  
WEST PALM BCH

DATE OF ISSUE: 01/14/92  
EXCHANGE: WEST PALM BEACH  
DATABASE: LIVE  
EO TYPE: DCTL  
NXX:  
387F 650F 656F 659F 820F 832F  
833F 835F 837F 838F 936F

BUILDING: WPBHFLANSTATE: FL  
LATA: SOET/460  
COMPANY: SBEL AREA: SBFX  
DIVISION: NORT DISTRICT: WPBH  
EXHAUST: 12/31/99  
CONTACT: H.RUSSETTE  
NUMBER: 305-492-2606  
EQ ENGINEER

E. A DATE 01/01/84  
DIR CLOSE 07/10/92  
DIR DELIVER 10/19/92  
NAL FCST 06/15/91  
CCS FCST 08/15/91  
ENTITY CUT 08/28/95  
ENTITY TERM 12/31/99  
LATEST NAL  
LATEST HOST  
ENTITY: CHART:  
WPBHFLANDSO 30.3

YEAR	1990	1991	1992	1993	1994	1995	1996	1997	1998
NAL							42433 (F)	43533 (F)	44796 (F)
LINES							42433	43533	44796
CCS/NAL							3.67	3.67	3.67
CCS STATUS									
NAL/LN RATIO							1.00000	1.00000	1.00000
SVC.						JOBNUM	RDYSD	REQSD	SHIP
DTS						PEA6568	08/28/95	08/28/95	01/29/95
IML									
%IFFM									



REPORT: PARTB  
 PAGE: 1 OF 1  
 BUILDING: WPBH MAIN ANNEX ENTITY: WPBHFLAN50  
 ENT CUT: 08/28/95 ENT TERM: 12/31/99


LSOF SYSTEM  
 GRAPHIC PART B VERSION 1.00  
 DATABASE: LIVE

DATE: 01/14/92  
 TIME: 19:01:07  
 CHART NO.: 30.3  
 EQ TYPE: DCTL

JOB/ADJ/AT	1995AT1	1995AT2	PEA6568
EVENT-NUM			EVT1
EVENT-DATE	08/28/95	08/28/95	08/28/95
RDYSD/TORATE	08/28/95	08/28/95	08/28/95
REQSO	##/##/##	##/##/##	08/28/95
CAP EXH.	##/##/##	##/##/##	##/##/##
SHIP DATE	##/##/##	##/##/##	01/29/95
JOB DESC.	ITRA	ITRA	REPL
NAL TRANS	37400	4570	
TRANS ENT	WPBHFLAN83E	WPBHFLANR50	
LSEI			NTW
NAL CAP SE			46700 46700
TC			46700 46700
LNS			46200 46200
NOS			49900 49900
ML			46200 46200
CNTRX CAP			7000 7000
INST. NOS			100000 100000
UAV ASSGN			39320 39320
%FNOS			85.00
INST. LNS			65728 65728
UAV ASSGN			13856 13856
%TOTAL FILL			89.07
LNCAP IN LNS			46200 46200
SIZING DATE			06/24/91
NDO DUE			04/03/94
TELCO DUE			03/13/94
TURNOVER			08/28/95
GENERIC SVC			
GENERIC			
CONC RATIO			8:1
ENG LSF			
ENG CCS/NAL			3.75
DESIGN BS			
MRAJ			0.00
PROCESSOR			117800 117800
CAP TRUNK			304 304
DGTL TK UNIT			38
LLN/LT/SM/NM			29 29
LSR/LTS/##			
LSH/##/L32			
TSC/##/T55/NP			231 231
TLN/##/L64			
TOT FR5/SHL			62
REUSE FR/SHL			0
GROSS ROOMS			5000
EXT JOB DESC			NEW/SWITCH
%CTDIP			7.00

JOB CAT.

I



YEAR	1990	1991	1992	1993	1994	1995	1996	1997	1998
NAL							41883 (F)	42833 (F)	44796 (F)
ANLG LNS							41883	42833	44796
CCS/NAL							3.67	3.67	3.67
CCS ACTUAL									
NAL/LN RATIO							1.00000	1.00000	1.00000

NOTES:

REASON FOR REISSUE:  
2981 325 GARDENIA STREET  
WEST PALM BCH

DATE OF ISSUE: 01/14/92  
EXCHANGE: WEST PALM BEACH  
DATABASE: LIVE  
EO TYPE: DCTL  
ANALOG

BUILDING: WPBH MAIN ANNE  
SWITCH HOST


FCST DATE: 06/15/91  
LATEST ANAL: -9998998  
CONTACT: H. RUSSETTE  
CONTACT NO: 305-492-2606  
EQUIP ENGR:

DIGITAL

DLFCST DATE: 07/01/91

LATEST DNAL: -9998998  
LATEST SLC: -9998998  
LATEST URBN: -9998998  
LATEST D112: -9998998

ENTITY: WPBHFLANDSO  
CHART: 30.3



YEAR	1990	1991	1992	1993	1994	1995	1996	1997	1998
NAL							550 (F)	700 (F)	(F)
DGDL CCS/NAL							3.67	3.67	0.00
DGDL ACTUAL									
SLC SYS							11	13	
URBAN SYS									
NAL/LN RATIO							1.00000	1.00000	

REPORT: PARTB

PAGE: 1 OF 1

BUILDING: WPBH MAIN ANNEX

ENT CUT: 08/28/95

ENTITY: WPBHFLANOSO

ENT TERM: 12/31/99

LSDF SYSTEM  
DIGITAL PART B VERSION 1.00  
DATABASE: LIVE

DATE: 01/14/92

TIME: 19:01:07

CHART NO.: 30.3

EQ TYPE: DCTL

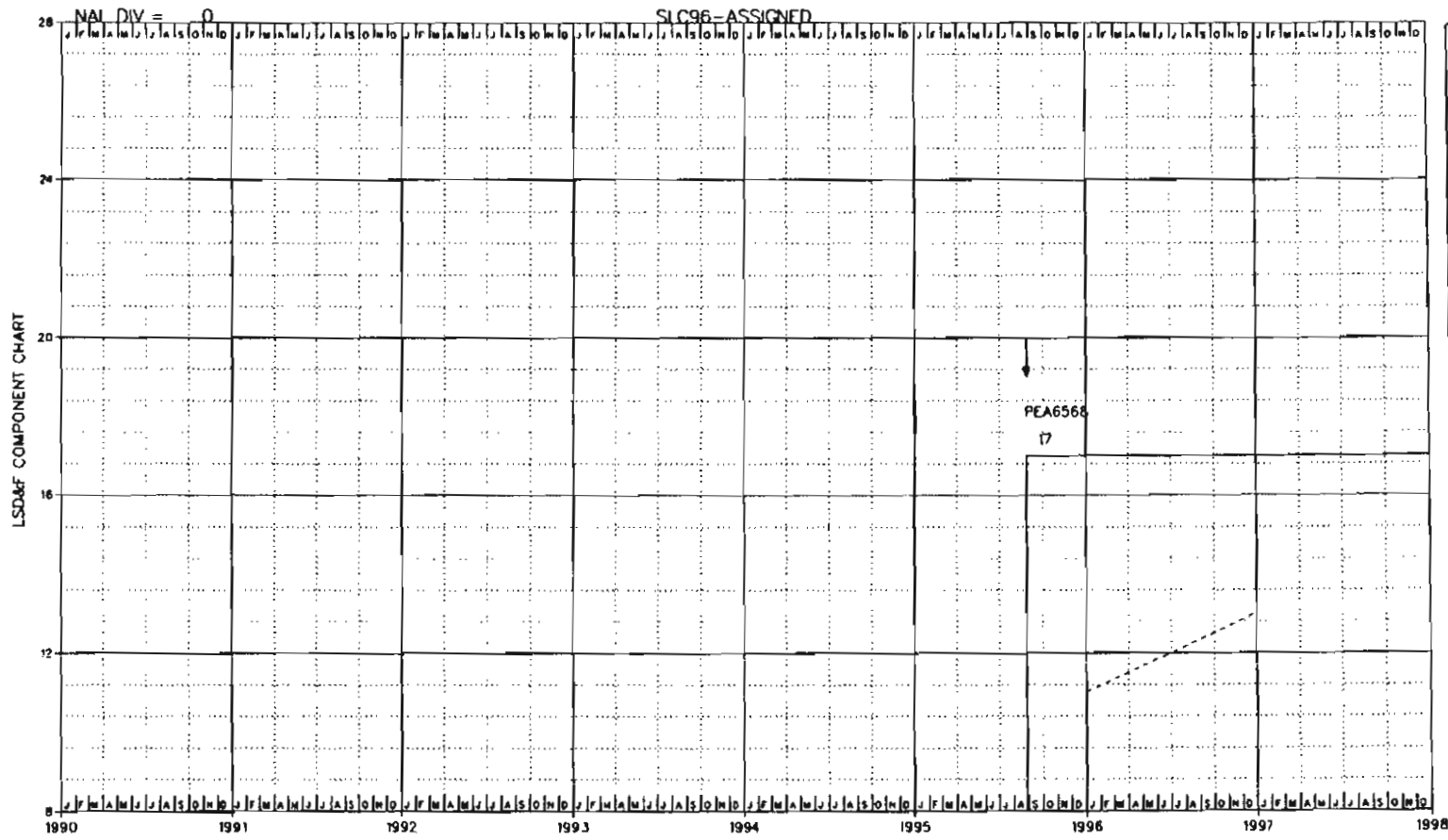
JOB/AOJ/AT	1995AT1	1995AT2	PEA6568
EVENT-NUM			EVT1
EVENT-DATE	08/28/95	08/28/95	08/28/95
ROYSD/TOATE	08/28/95	08/28/95	08/28/95
REQSO	■/■/■/■	■/■/■/■	08/28/95
CAP EXH.	■/■/■/■	■/■/■/■	■/■/■/■
SHIP DATE	■/■/■/■	■/■/■/■	01/29/95
JOB DESC.	ITRA	ITRA	REPL
TRANS ENT	WPBHFLAN83E	WPBHFLANR50	

ANALOG SECTION -----

NAL TRANS	36900	4570		
NAL CAP TC			45300	45300
LNS			45200	45200
ML			45200	45200
LINE UNITS			100	100
INST. LNS			64000	64000
UAV ASSGN			13760	13760
ZFILL			89.97	
ALNCAP LNS			45200	45200
AENG CCS NAL			3.75	
ANLC DEF LNS			12800	12800
ISDN CAP TC				
ISDN CAP LNS				
ISDN CAP ML				
ISDN LN MOD				
ISDN INS LNS				
ISDN UAV LNS				
ISDN ZFILL				
ISDN ENG CCS				

DIGITAL SECTION -----

NAL TRANS	500			
NAL CAP TC			1400	1400
LNS			1000	1000
ML			1000	1000
LINE UNITS			3	3
INST. LNS			1728	1728
UAV ASSGN			96	96
ZFILL			61.27	
DLNCAP LNS			1000	1000
DENG CCS NAL			3.75	
CAP SLC SYS			17	17
ENG SLC MO 1			14	14
ENG SLC MO2			3	3
DEF SLC SYS				
CAP URBN SYS				
DEF URBN SYS				
CAP OMS112				
SLC OLU				
URBAN OLU				



NOTES:

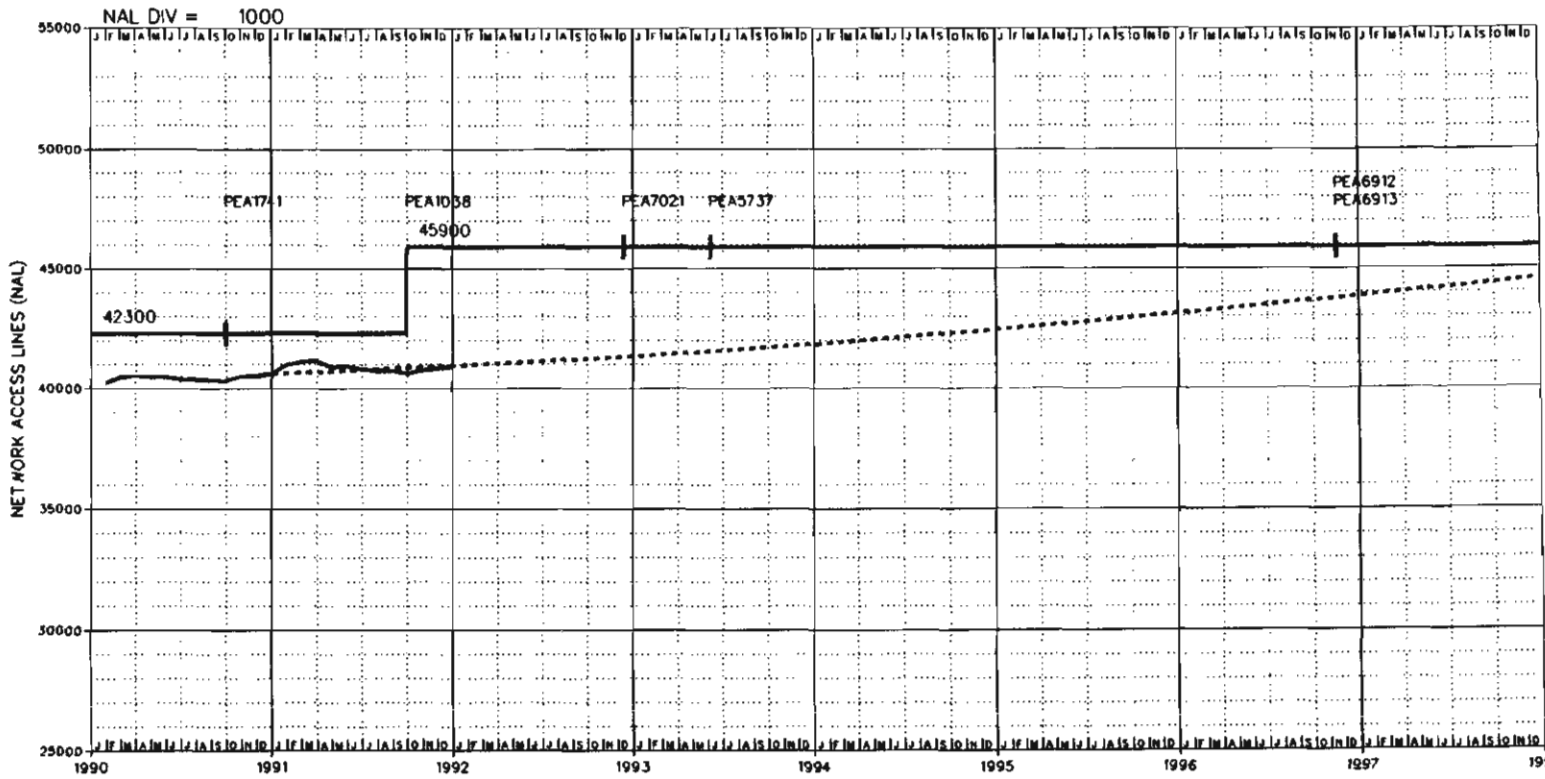
REASON FOR REISSUE:  
2981 325 GARDENIA STREET  
WEST PALM BCH

DATE OF ISSUE: 01/14/92  
EXCHANGE: WEST PALM BEACH  
DATABASE: LIVE  
EQ TYPE: DCTL  
NXX 387F 850F 855F 859F 820F  
832F 833F 835F 837F 838F 936F

BUILDING: WPBHFLAN STATE: FL  
LATA: SOET/460  
COMPANY: SBEL AREA: SBFX  
DIVISION: NORT DISTRICT: WPBH  
EXHAUST: 12/31/99  
CONTACT: H RUSSETTE  
NUMBER: 305-492-2606

YEAR	1990	1991	1992	1993	1994	1995	1996	1997
DEMAND/GAIN							11 (F) 2	13 (F)
SLC MODE 1C							6	6
SLC MODE 1F							2	4
SLC MODE 2C							2	2
SLC MODE 2F							1	1

ENTITY: WPBHFLANDSO CHART: 30.3



NOTES:

REASON FOR REISSUE:

DATE OF ISSUE: 01/14/92  
 EXCHANGE: WEST PALM BEACH  
 DATABASE: LIVE

BUILDING: WPBHFLRBSTATE: FL  
 LATA: SOET/460  
 COMPANY: SBEL AREA: SBFX  
 DIVISION: NORT DISTRICT WPBH  
 EXHAUST: 12/31/99

YEAR	1990		1991		1992		1993		1994		1995		1996		1997	
NAL/GAIN	39924	683	40607	349	40956	380	41336	505	41841	605	42446	676	43122	715	43837	715
NAL/LN RATIO																

BUILDING: WPBHFLRB  
 CHART: 31.0






REPORT: PART B  
 PAGE: 1 OF 1  
 BUILDING: WPBH RIVIERA BEACENTITY: WPBHFLR884E  
 ENT CUT: 09/20/75

LSOF SYSTEM  
 GRAPHIC PART B VERSION 1.00  
 DATABASE: LIVE

DATE: 01/14/92  
 TIME: 19:01:07  
 CHART NO.: 31.0  
 EQ TYPE: IAES

JOB/ADJ/AT	PEA1741	PEA1038	PEA7021	PEA5737	1997AT1	PEA6912
EVENT-NUM	EVT1	EVT1	EVT1	EVT1		EVT1
EVENT-DATE	09/30/90	09/30/91	12/13/92	06/06/93	11/15/96	11/15/96
RDYSO/TOATE	09/30/90	09/30/91	12/13/92	06/06/93	11/15/96	11/15/96
REQSO	09/30/90	09/30/91	12/13/92	06/06/93	***/**/**	12/15/97
CAP EXH.	***/**/**	***/**/**	***/**/**	***/**/**	***/**/**	***/**/**
SHIP DATE	04/14/90	04/13/91	10/03/92	02/13/93	***/**/**	11/15/96
JOB DESC.	TRKS	GA	MISC	TKS	I TRA	OISP
NAL TRANS					-43700	
TRANS ENT					WPBHFLR8050	
LSEI	NTW	NTW	NTW	NTW		
NAL CAP SE	S300	1000	49000	49000	49000	-49000 0
TC	48000	1000	49000	49000	49000	-49000 0
LNS	42300	3600	45900	45900	45900	-45900 0
NOS	52700	3600	52700	52700	52700	-52700 0
ML	42300	3600	45900	45900	45900	-45900 0
CNTRX CAP						
INST. NOS	70000		70000		70000	-70000 0
UAV ASSGN	8000		8000		8000	-8000 0
%FNOS	85.00	85.00	85.00	85.00	85.00	
INST. LNS	49152	4096	53248		53248	-53248 0
UAV ASSGN	1180	98	1278		1278	-1278 0
%TOTAL FILL	88.40	88.30	88.30	88.30	88.30	
LNCAP IN LNS	42300	3600	45900		45900	-45900 0
SIZING DATE	08/01/88	02/05/90				
NOO DUE	05/27/89	07/07/90	02/15/92	05/30/92		02/01/96
TELCO DUE	09/23/89	11/03/90	04/25/92	08/08/92		07/01/96
TURNOVER	09/30/90	09/30/91	12/13/92	06/06/93		11/15/96
GENERIC SVC						
GENERIC	IAE10	IAE11	IAE11	IAE11		
CONC RATIO	4:1	4:1	4:1	4:1		
ENG LSF						0.00
ENG CCS/NAL	2.90	3.01	3.01	3.10		
DESIGN BS						0.00
MRAJ	34.50	74.51	0.00	52.04		0.00
PROCESSOR	-200	-1300	98000	98000	98000	-98000 0
CAP TRUNK	24	40	180	180	220	-220 0
OGTL TK UNIT	1	2			2	0
LLN/LT/SM/NM	12	1	13	13	13	-13 0
LSR/LTS/**	48	4	52	52	52	-52 0
LSH/**/L32	0		0	0	0	0
TSC/**/TSS/NP 4	36	36	36	36	40	-40 0
TLN/**/L64	2048	2048	2048	2048	2048	-2048 0
TOT FR/SHL	3	5	0	1		0
REUSE FR/SHL	2	5	0	1		0
GROSS ADDNS	280	385	10	110		0
EXT JOB DESC						
%CTOIP	7.90	7.90	7.90	7.90		0.00
JOB CAT.	T	A	M	T		0

NAL DIV = 250



NOTES:

REASON FOR REISSUE:  
2982 3640 AVENUE E  
RIVIERA BCH

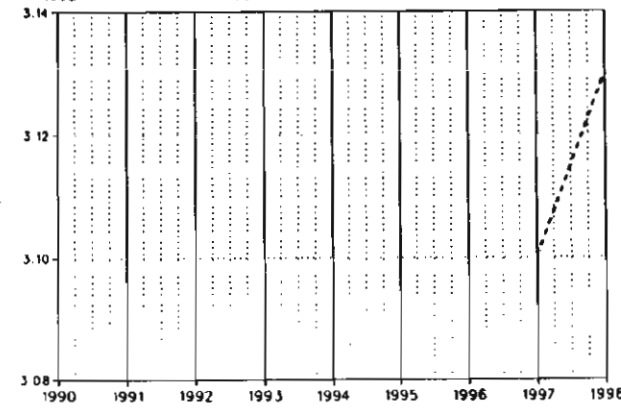
DATE OF ISSUE: 01/14/92  
EXCHANGE: WEST PALM BEACH  
DATABASE: LIVE  
EQ TYPE: DGTL  
NXX:  
840F 842F 844F 845F 848F 863F  
864F 881F 882F

BUILDING: WPBHFLRBSTATE: FL  
LATA: SOET/460  
COMPANY: SBEL AREA: SBFX  
DIVISION: NORT DISTRICT: WPBH  
EXHAUST: 12/31/99  
CONTACT: D.COX  
NUMBER  
EQ ENGINEER

E. A. OATE 12/15/97  
DIR CLOSE 07/10/92  
DIR DELIVER 10/27/92  
NAL FCST 06/15/91  
CCS FCST 08/15/91  
ENTITY CUT 11/15/96  
ENTITY TERM 01/01/50  
LATEST NAL  
SWITCH HOST  
ENTITY:

CHART:  
WPBHFLRBDSO 31.2

YEAR	1990	1991	1992	1993	1994	1995	1996	1997	1998
NAL								43837(F)	44552(F)
LINES								43837	44552
CCS/NAL								3.10	3.15
CCS STATUS									
NAL/LN RATIO								1.00000	1.00000
SVC									
DTS									
IML									
%IFFM									
JOBNUM								PEA6913	
RDYSD								11/15/96	
REQSD								12/15/97	
SHIP								03/01/96	



REPORT: PARTB  
 PAGE: 1 OF 1  
 BUILDING: WPBH RIVIERA BEACENTITY: WPBHFLRBDSO  
 ENT CUT: 11/15/96 ENT TERM: 01/01/50

LSOF SYSTEM  
 GRAPHIC PART B VERSION 1.00  
 DATABASE: LIVE

DATE: 01/14/92  
 TIME: 19:01:07  
 CHART NO.: 31.2  
 EQ TYPE: DCTL

JOB/ADJ/AT	1997AT1	PER6913	
EVENT-NUM		EVT1	
EVENT-DATE	11/15/96	11/15/96	
ROYSO/TDATE	11/15/96	11/15/96	
REOSD	##/##/##	12/15/97	
CAP EXH.	##/##/##	##/##/##	
SHIP DATE	##/##/##	03/01/96	
JOB OESC.	ITRA	REPL	
NAL TRANS	43700		
TRANS ENT	WPBHFLRB84E		
LSEI		NTW	
NAL CAP SE		64900	64900
TC		64900	64900
LNS		45900	45900
NOS		66100	66100
ML		45900	45900
CNTRX CAP			
INST. NOS		80000	80000
UAV ASSGN		2200	2200
%FNOS		85.00	
INST. LNS		57472	57472
UAV ASSGN		664	664
%TOTAL FILL		80.73	
LNCAP IN LNS		45900	45900
SIZING DATE			
NOO QUE		06/01/95	
TELCO DUE		10/01/95	
TURNOVER		09/01/96	
GENERIC SVC			
GENERIC			
CONC RATIO		3.10	
ENG LSF			
ENG CCS/NAL			
DESIGN BS			
MRAJ		0.00	
PROCESSOR		500000	500000
CAP TRUNK		200	200
DGTL TK UNIT			
LLN/LT/SM/NM			
LSR/LTS/##/##			
LSH/##/##/L32			
TSC/##/##/TSS/NP			
TLN/##/##/L64			
TOT FRS/SHL		100	
REUSE FR/SHL			
GROSS ADDNS		6600	
EXT JOB OESC			
%CTOIP		7.90	

JOB CAT.

1



REPORT: PARTB

PAGE: 1 OF 1

BUILDING: WPBH RIVIERA BEACENTITY: WPBHFLRBOSO

ENT CUT: 11/15/96

ENT TERM: 01/01/50

LSDP SYSTEM  
DIGITAL PART B VERSION 1.00  
DATABASE: LIVE

DATE: 01/14/92

TIME: 19:01:07

CHART NO.: 31.2

EQ TYPE: DCTL

JOB/ADJ/AT	1997AT1	PEA6913
EVENT-NUM		EVT1
EVENT-DATE	11/15/96	11/15/96
ROYSO/TDATE	11/15/96	11/15/96
REQSD	###/###/###	12/15/97
CAP EXH.	###/###/###	###/###/###
SHIP DATE	###/###/###	03/01/96
JOB DESC.	ITRA	REPL
TRANS ENT	WPBHFLR884E	

ANALOG SECTION -----

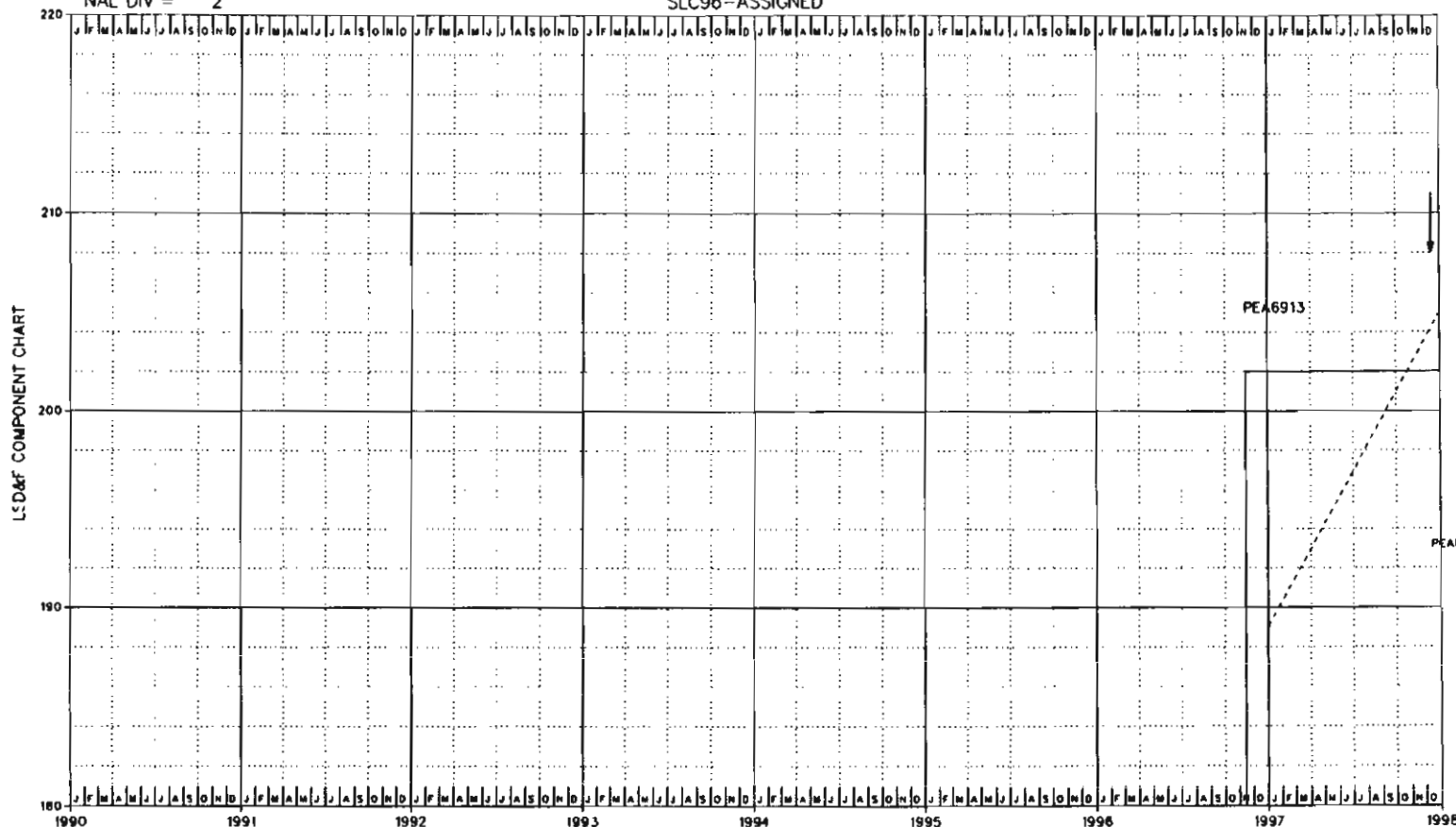
NAL TRANS	32200		
NAL CAP TC		43400	43400
LNS		33300	33300
ML		33300	33300
LINE UNITS		74	74
INST. LNS		37888	37888
UAV ASSGN		568	568
ZFILL		89.20	
OLNCAP LNS		33300	33300
AENG CCS NAL		3.10	
ANLG DEF LNS			
ISON CAP TC		100	100
ISON CAP LNS		100	100
ISON CAP ML		100	100
ISON LN MOD			
ISON INS LNS		100	100
ISON UAV LNS			0
ISON ZFILL		100.00	
ISON ENG CCS		15.00	

DIGITAL SECTION -----

NAL TRANS	11500		
NAL CAP TC		21500	21500
LNS		12600	12600
ML		12600	12600
LINE UNITS		34	34
INST. LNS		19584	19584
UAV ASSGN		96	96
ZFILL		64.50	
OLNCAP LNS		12600	12600
OENG CCS NAL		3.10	
CAP SLC SYS		202	202
ENG SLC MD 1			
ENG SLC MD2			
DEF SLC SYS			
CAP URBN SYS			
DEF URBN SYS			
CAP DMS112			
SLC DLU			
URBAN DLU			

NAL DIV = 2

SLC96--ASSIGNED



NOTES:

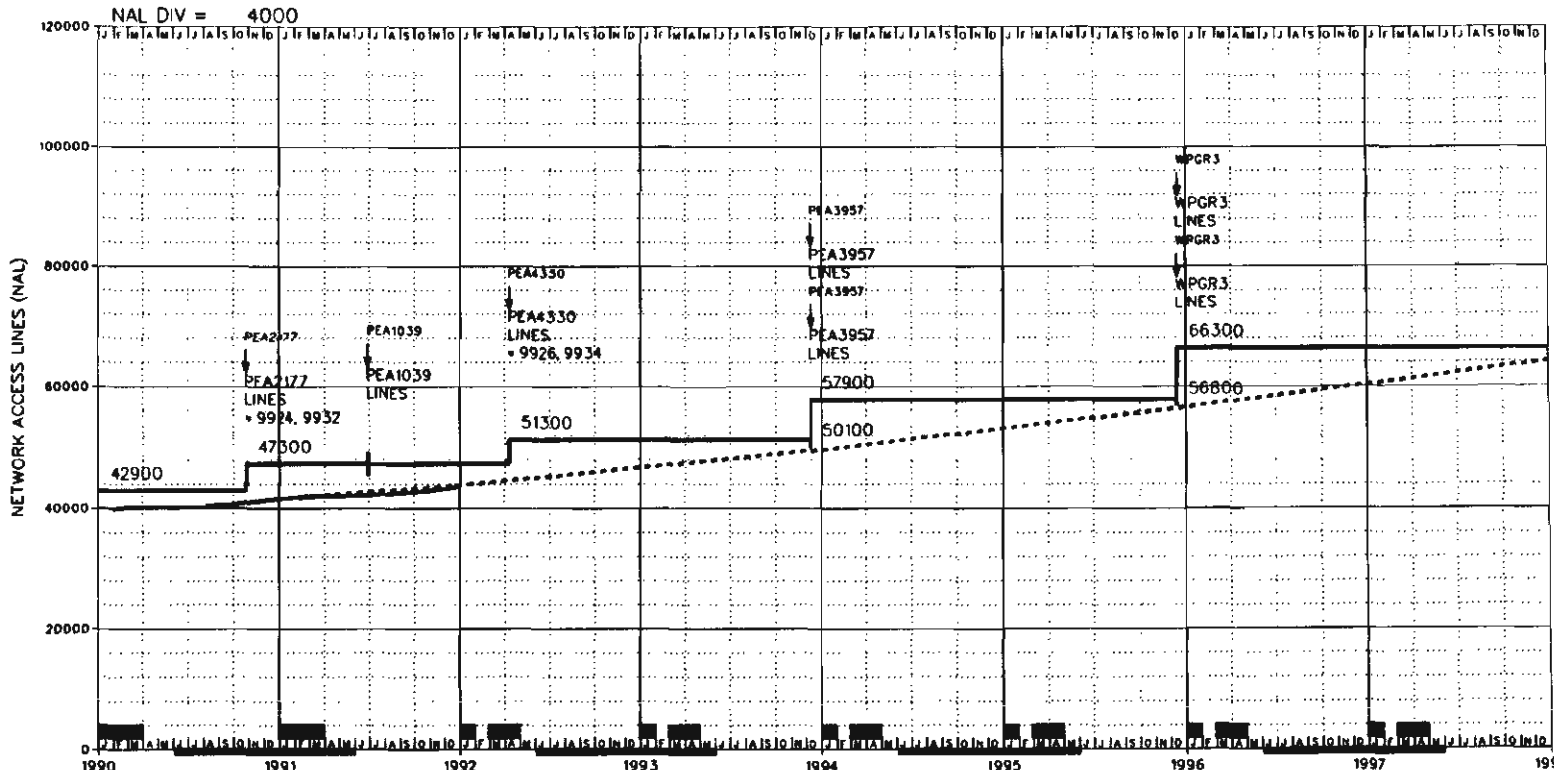
REASON FOR REISSUE:  
2982 3640 AVENUE 'E'  
RIVIERA BCH

DATE OF ISSUE: 01/14/92  
EXCHANGE: WEST PALM BEACH  
DATABASE: LIVE  
EQ TYPE: DGTL  
NXX: 84DF 842F 844F 845F 848F  
883F 864F 881F 882F

BUILDING: WPBHFLRB STATE: FL  
LATA: SOET/46D  
COMPANY: SBEL AREA: SBFX  
DIVISION: NORT DISTRICT: WPBH  
EXHAUST: 12/31/99  
CONTACT: D.COX  
NUMBER:

YEAR	1990	1991	1992	1993	1994	1995	1996	1997
DEMAND/GAIN								189 (F) 16
SLC MODE 1C								
SLC MODE 1F								
SLC MODE 2C								
SLC MODE 2F								

ENTITY: WPBHFLRBDSO CHART: 31.2



NOTES:  
 9924 TOUCHSTAR PHASE II  
 9926 CCS ACCESS CAPABILITY  
 9932 100% AMA RECORDING  
 9934 ADVANCED INTELLIGENT  
 NTWK (AIN) - REL 0  
 2321 SWITCH IS LOCAL

REASON FOR REISSUE:  
 2983 3700 RCA BLVD  
 PB GARDENS

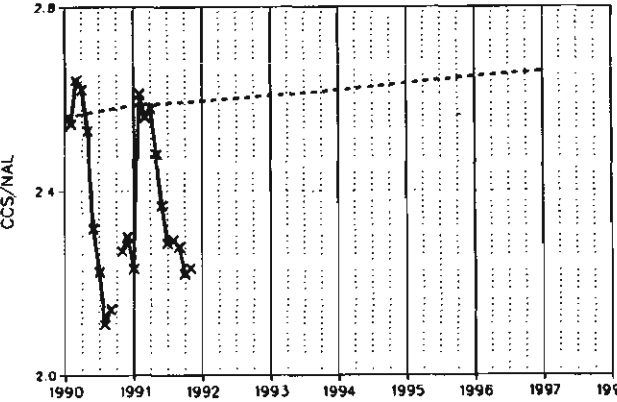
DATE OF ISSUE: 01/14/92  
 EXCHANGE: WEST PALM BEACH  
 OADBSE: LIVE  
 EO TYPE: D100  
 NXX:  
 622 624 625 626 627 694  
 775 796S

BUILDING: WPBHFLGRSTATE: FL  
 LATA: SOET/460  
 COMPANY: SBEL AREA: SBFX  
 DIVISION: NORT DISTRICT: WPBH  
 EXHAUST: 12/31/99  
 CONTACT: M.CANALS  
 NUMBER: SHPKETT  
 EQ ENGINEER JCY

E. A. DATE 11/18/85  
 DIR CLOSE 07/10/92  
 DIR DELIVER 10/27/92  
 NAL FCST 06/15/91  
 CCS FCST 08/15/91  
 ENTITY CUT 09/22/85  
 ENTITY TERM 01/01/50  
 LATEST NAL 43464  
 SWITCH HOST  
 ENTITY:

CHART:  
 WPBHFLGRD50 32.0

YEAR	1990	1991	1992	1993	1994	1995	1996	1997	1998
NAL	39163 (A)	41550 (A)	43775 (F)	46706 (F)	49651 (F)	53123 (F)	56629 (F)	60334 (F)	64114 (F)
LINES	39163	41550	43775	46706	49651	53123	56629	60334	64114
CCS/NAL	2.56	2.59	2.60	2.61	2.62	2.63	2.65	2.66	0.00
CCS STATUS	A	A							
NAL/LN RATIO	1.00000	1.00000	1.00000	1.00000	1.00000	1.00000	1.00000	1.00000	1.00000
SVC.									
DTS	o o o o o o o o o o	o o o o o o o o o o	o o o o o o o o o o						
IML									
%IFFM									
JOBNUM									
RDYSD									
REQSD									
SHIP									
	PEA2177	10/27/90	10/27/90	04/13/90					
	PEA1039	06/28/91	06/28/91	04/26/91					
	PEA4330	04/10/92	04/10/92	01/10/92					
	PEA3957	12/09/93	12/10/93	08/20/93					
	PEA3957	12/10/93	12/10/93	08/20/93					
	WPCR3	12/14/95	12/15/95	08/25/95					
	WPCR3	12/15/95	12/15/95	08/25/95					







REPORT: PARTB  
PAGE: 2 OF 2  
BUILDING: WPBH GAROENS  
ENT CUT: 09/22/85

ENTITY: WPBHFLGRDSD  
ENT TERM: 01/01/50

LSDF SYSTEM  
GRAPHIC PART B VERSION 1.00  
DATABASE: LIVE

DATE: 01/14/92  
TIME: 19:01:07  
CHART NO.: 32.D  
EQ TYPE: D100

JOB/AOJ/AT WPGR3  
EVENT-NUM EVT2  
EVENT-DATE 12/15/95  
RDYSD/TOATE 12/15/95  
REQSO 12/15/95  
CAP EXH. \*\*/\*\*/\*\*  
SHIP DATE 08/25/95  
JOB DESC. GA  
NAL TRANS  
TRANS ENT  
LSET OR  
NAL CAP SE 80000  
TC 21600 166000  
LNS 9500 66300  
NOS 80200  
ML 9500 66300  
CNTRX CAP 3000  
INST. NOS 100000  
UAV ASSGN 15700  
%FNOS 85.00  
INST. LNS 12480 87296  
UAV ASSGN 1434  
%TOTAL FILL 77.21  
LNCAP IN LNS 9500 66300  
SIZING DATE 02/20/90  
NOO DUE 12/17/94  
TELCO DUE 04/14/95  
TURNOVER 12/15/95  
GENERIC SVC  
GENERIC BCS-35  
CONC RATIO 3  
ENG LSF  
ENG CCS/NAL 2.65  
DESIGN BS  
MRAJ 0.00  
PROCESSOR 140000  
CAP TRUNK 440  
OCTL TK UNIT  
LLN/LT/SH/NM 14  
LSR/LTS/\*\* 0  
LSH/\*\*/L32 0  
TSC/\*\*/TSS/NP 843  
TLN/\*\*/L64 620  
TOT FR/SHL 10  
REUSE FR/SHL 0  
GROSS ADDNS 1000  
EXT JOB DESC  
%CTDIP 5.20

JOB CAT. A



REPORT: PARTB  
 PAGE: 1 OF 2  
 BUILDING: WP8H GAROENS  
 ENT CUT: 09/22/85

ENTITY: WP8HFLGRDSD  
 ENT TERM: 01/01/50

LSOF SYSTEM  
 DIGITAL PART 8 VERSION 1.00  
 DATABASE: LIVE

DATE: 01/14/92  
 TIME: 19:01:07  
 CHART NO.: 32.0  
 EQ TYPE: 0100

JOB/ADJ/AT PEA2177  
 EVENT-NUM EVT1  
 EVENT-DATE 10/27/90  
 ROYSO/TOATE 10/27/90  
 REQSD 10/27/90  
 CAP EXH. \*\*/\*\*/\*\*  
 SHIP DATE 04/13/90  
 JOB OESC. GA  
 TRANS ENT

PEA1039  
 EVT1  
 06/28/91  
 06/28/91  
 06/28/91  
 \*\*/\*\*/\*\*  
 04/26/91  
 TKS

PEA4330  
 EVT1  
 04/10/92  
 04/10/92  
 04/10/92  
 \*\*/\*\*/\*\*  
 01/10/92  
 GA

PEA3957  
 EVT1  
 12/09/93  
 12/10/93  
 12/10/93  
 \*\*/\*\*/\*\*  
 08/20/93  
 01SP

PEA3957  
 EVT2  
 12/10/93  
 12/10/93  
 12/10/93  
 \*\*/\*\*/\*\*  
 08/20/93  
 GA

WPCR3  
 EVT1  
 12/14/95  
 12/15/95  
 12/15/95  
 \*\*/\*\*/\*\*  
 08/25/95  
 01SP

ANALOG SECTION -----

NAL TRANS											
NAL CAP TC	57100	57100	-200	56900	10000	66900	-7900	59000	59000	-1800	57200
LNS	38100	38100		38100		38100	-1200	36900	36900	-1100	35800
ML	38100	38100		38100		38100	-1200	36900	36900	-1100	35800
LINE UNITS		66		66		66		64	64		62
INST. LNS	42240	42240		42240		42240	-1280	40960	40960	-1280	39680
UAV ASSGN	760	760		760		760	-23	737	737	-23	714
ZFILL	91.90		91.90		91.90		91.70		91.70	91.90	
ALNCAP LNS	38100	38100		38100		38100	-1200	36900	36900	-1100	35800
RENG CCS NAL	2.59		2.60		2.61		2.61		2.63	2.65	
ANLG DEF LNS	-640	0		0		0		0	0		0
ISON CAP TC						0		0	100	100	200
LNS						0		0	100	100	200
ML		0		0		0		0	100	100	200
MOD						0		0	1	1	1
LNS						0		0	480	480	480
LNS						0		0	380	380	-200
LNS						0		0	100.00	100.00	100.00
LNS						0		0	20.00	20.00	20.00

DIGITAL SECTION -----

NAL TRANS											
NAL CAP TC	77600	77600		77600	-8800	68800	68800	18400	87200		87200
LNS	9200	9200		9200	4000	13200	13200	7800	21000		21000
ML	9200	9200		9200	4000	13200	13200	7800	21000		21000
LINE UNITS		27		27	6	33	33		49		49
INST. LNS	26304	26304		26304	-96	26208	26208	8928	35136		35136
UAV ASSGN	720	720		720		720	720		720		720
ZFILL	36.00		36.00		51.70		51.70		61.00		61.00
DLNCAP LNS	9200	9200		9200	4000	13200	13200	7800	21000		21000
OENG CCS NAL	2.15		2.53		2.56		2.56		2.62		2.65
CAP SLC SYS	27	118		118	43	161	161	93	254		254
ENG SLC MD 1											
ENG SLC MD2											
DEF SLC SYS											
CAP URBN SYS	12	27		27	-8	19	19		19		19
DEF URBN SYS											
CAP DMS112											
SLC DLU		20		20	8	28	28	16	44		44
URBAN OLU	3	7		7	-2	5	5		5		5

REPORT: PARTB  
PAGE: 2 OF 2  
BUILDING: WPBH GARDENS  
ENT CUT: 09/22/85

ENTITY: WPBHFLGROSD  
ENT TERM: 01/01/50

LSDF SYSTEM  
DIGITAL PART B VERSION 1.00  
DATABASE: LIVE

DATE: 01/14/92  
TIME: 19:01:07  
CHART NO.: 32.0  
EQ TYPE: 0100

JOB/ADJ/AT WPCR3  
EVENT-NUM EVT2  
EVENT-DATE 12/15/95  
RDYSD/TDATE 12/15/95  
REQSD 12/15/95

CAP EXH. \*\*/\*\*/\*\*  
SHIP DATE 08/25/95  
JOB DESC. GA  
TRANS ENT

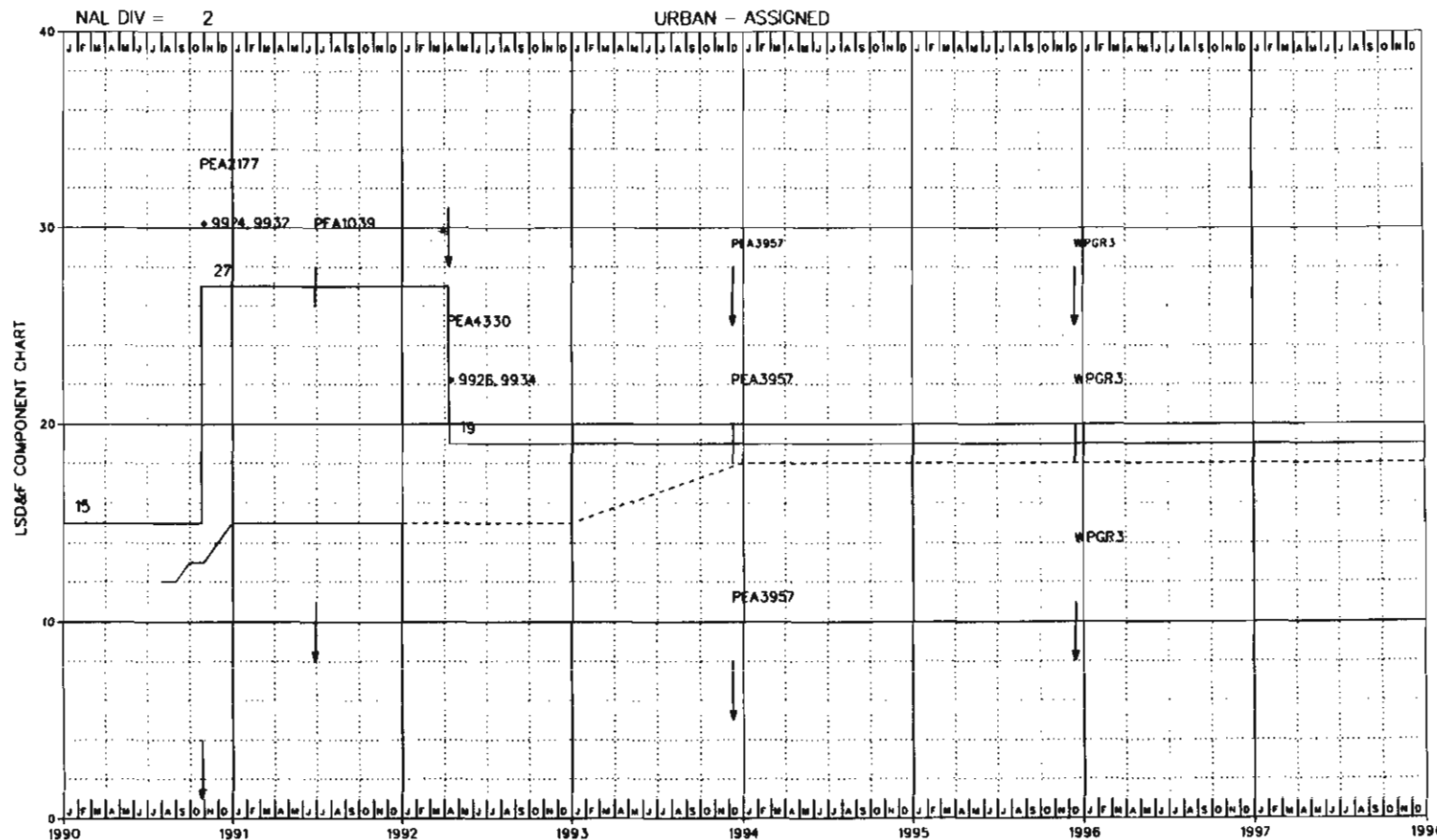
ANALOG SECTION -----

NAL TRANS		
NAL CAP TC		57200
LNS		35800
ML		35800
LINE UNITS		62
INST. LNS		39680
UAV ASSGN		714
ZFILL	91.90	
ALNCAP LNS		35800
AENG CCS NAL	2.65	
ANLG DEF LNS		0
ISON CAP TC		300
ISON CAP LNS		300
ISON CAP ML		300
ISON LN MOO		1
ISON INS LNS		480
ISON UAV LNS		180
ISON ZFILL	100.00	
ISON ENG CCS	20.00	

DIGITAL SECTION -----

NAL TRANS		
NAL CAP TC	21600	108800
LNS	9500	30500
ML	9500	30500
LINE UNITS		72
INST. LNS	12480	47616
UAV ASSGN		720
ZFILL	65.00	
DLNCAP LNS	9500	30500
DENG CCS NAL	2.65	
CAP SLC SYS	130	384
ENG SLC MO 1		
ENG SLC MD2		
DEF SLC SYS		
CAP URBAN SYS		19
DEF URBAN SYS		
CAP DMS112		
SLC OLU	22	66
URBAN OLU		5





NOTES:  
 9924 TOUCHSTAR PHASE II  
 9926 CCS ACCESS CAPABILITY  
 9932 100% AMA RECORDING  
 9934 ADVANCED INTELLIGENT  
 NTWK (AIN) - REL. 0  
 2321 SWITCH IS LOCAL

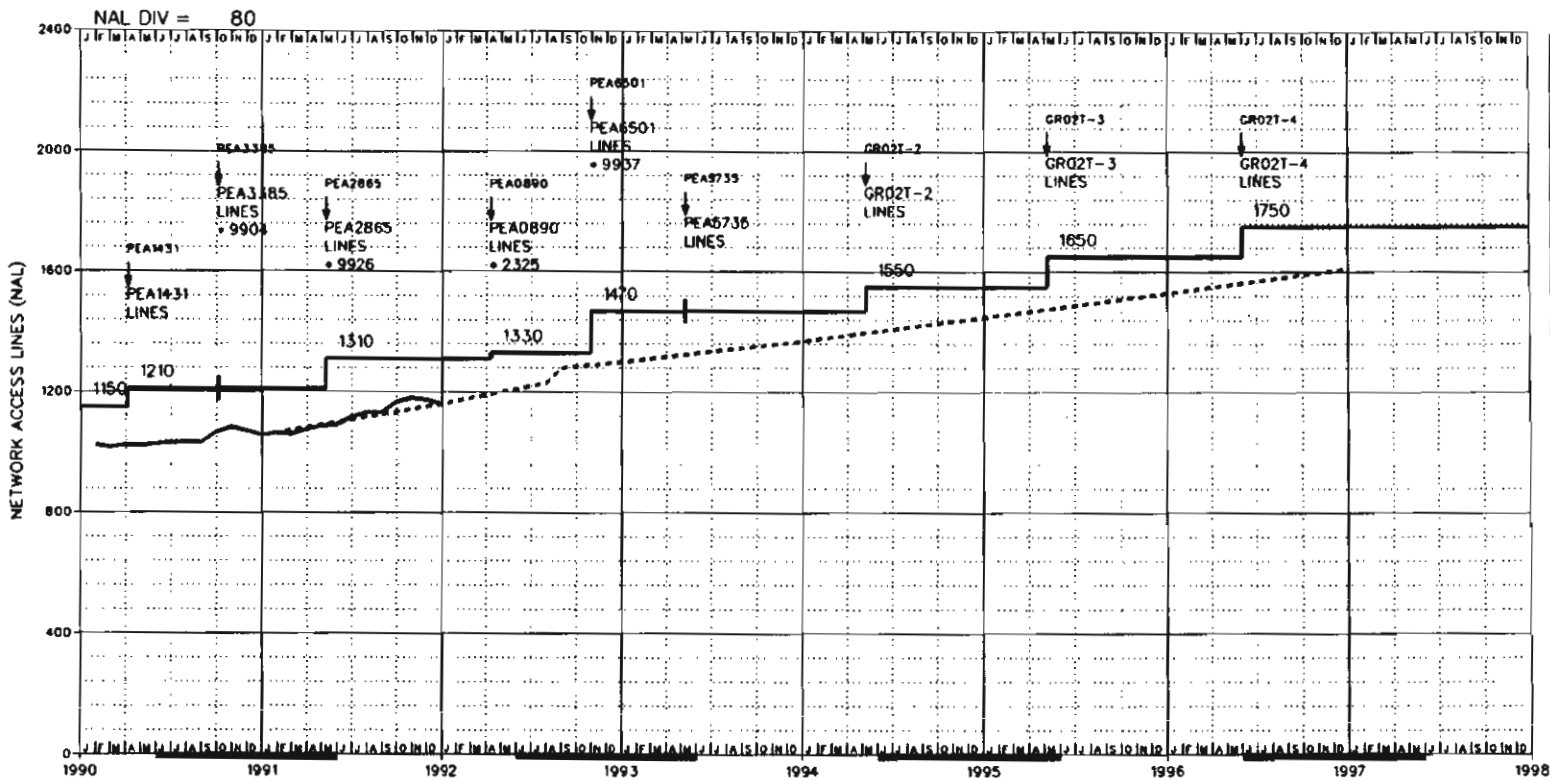
REASON FOR REISSUE:  
 2983 3700 RCA BLVD  
 PB GARDENS

DATE OF ISSUE: 01/14/92  
 EXCHANGE: WEST PALM BEACH  
 DATABASE: LIVE  
 EO TYPE: D100  
 NXX: 622 624 625 626 627  
 694 775 7985

BUILDING: WPBFLGR STATE: FL  
 LATA: SOLT/460  
 COMPANY: SBEL AREA: SBFX  
 DIVISION: NORT DISTRICT: WPBH  
 EXHAUST: 12/31/99  
 CONTACT: M.CANALS  
 NUMBER: SHPICKETT

YEAR	1990	1991	1992	1993	1994	1995	1996	1997
DEMAND/GAIN	8 (A) 7	15 (A) 0	15 (F) 0	15 (F) 3	18 (F) 0	18 (F) 0	18 (F) 0	18 (F) 0

ENTITY: WPBFLGRDSO CHART: 32.0



NOTES:  
 2325 REHOME DA FROM 03T TO 02T  
 9904 CCS7 TRUNK SIGNALING  
 9926 CCS ACCESS CAPABILITY  
 9937 CARRIER IDENT. CODE (CIC) EXPAN. (FG B)  
 2322 ENTITY IS ACCESS TANDEM & TOPS REMOTE

REASON FOR REISSUE:

DATE OF ISSUE: 01/14/92  
 EXCHANGE: WEST PALM BEACH  
 DATABASE: LIVE  
 EQ TYPE: D200  
 NXX:

BUILDING: WPBHFLGRSTATE: FL  
 LATA: SOET/460  
 COMPANY: SBEL AREA: SBFX  
 DIVISION: NORT DISTRICT: WPBH  
 EXHAUST: 12/31/99  
 CONTACT: M.CANALS  
 NUMBER: SHPICKETT  
 EQ ENGINEER: JJC

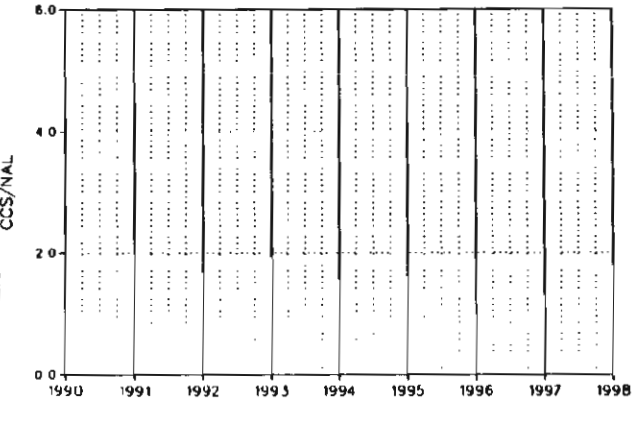
E. A. DATE: \*\*/\*\*/  
 DIR CLOSE: \*\*/\*\*/  
 DIR DELIVER: \*\*/\*\*/  
 NAL FCST: 02/01/89  
 CCS FCST: \*\*/\*\*/  
 ENTITY CUT: 09/09/88  
 ENTITY TERM: 01/01/50  
 LATEST NAL SWITCH HQST: 1174  
 ENTITY:

CHART: WPBHFLGR02T 32.1

YEAR	1990	1991	1992	1993	1994	1995	1996	1997	1998
NAL	1008 (A)	1057 (A)	1150 (F)	1300 (F)	1370 (F)	1450 (F)	1530 (F)	1610 (F)	
LINES	0	0	0	0	0				
CCS/NAL	0.00	0.00	0.00	0.00	0.00	0.00	0.00	0.00	
CCS STATUS									
NAL/LN RATIO									

SVC.	1990	1991	1992	JOBNUM	RDYSD	REOSD	SHIP
DTS				PEA431	04/06/90	04/06/90	12/22/89
				PEA3385	10/05/90	10/05/90	07/06/90
				PEA2865	05/10/91	05/10/91	01/11/91
				PEA0890	04/10/92	04/10/92	01/10/92
				PEA6501	10/30/92	10/30/92	07/03/92
				PEA5735	05/08/93	05/08/93	01/09/93
				GRO2T-2	05/07/94	05/07/94	01/08/94
				GRO2T-3	05/06/95	05/06/95	01/06/95
%IFFM							





REPORT: PARTB  
 PAGE: 1 OF 2  
 BUILDING: WPBH GAROENS  
 ENT CUT: 09/09/88

ENTITY: WP8HFLGRO2T  
 ENT TERM: 01/01/90

LSOF SYSTEM  
 GRAPHIC PART 8 VERSION 1.00  
 DATABASE: LIVE

DATE: 01/14/92  
 TIME: 19:01:07  
 CHART NO.: 32.1  
 EQ TYPE: 0200

JOB/ROJ/AT	PER1431	PER3385	PER2865	PER0890	PER6501	PER5735
EVENT-NUM	EVT1	EVT1	EVT1	EVT1	EVT1	EVT1
EVENT-DATE	04/06/90	10/05/90	05/10/91	04/10/92	10/30/92	05/08/93
ROYSO/TDATE	04/06/90	10/05/90	05/10/91	04/10/92	10/30/92	05/08/93
REQSD	04/06/90	10/05/90	05/10/91	04/10/92	10/30/92	05/08/93
CAP EXH.	##/##/##	##/##/##	##/##/##	##/##/##	##/##/##	##/##/##
SHIP DATE	12/22/89	07/06/90	01/11/91	01/10/92	07/03/92	01/09/93
JOB DESC.	TRUNKS	LPP	TRUNKS	GROWTH	GROWTH	GA
NAL TRANS						
TRANS ENT						
LSE1	NTW	NTW	NTW	NTW	NTW	NTW
NAL CAP SE	1210 1210	1210	100 1310	20 1330	140 1470	1470
TC	1210 1210	1210	100 1310	20 1330	140 1470	1470
LNS	1210 1210	1210	100 1310	20 1330	140 1470	1470
NOS	320 1210	1210	100 1310	20 1330	140 1470	1470
ML	60 1210	1210	100 1310	20 1330	140 1470	1470
CNTRX CAP						
INST. NOS						
UAV ASSGN						
ZFNOS						
INST. LNS	60 1210	1210	100 1310	20 1330	140 1470	1470
UAV ASSGN	0	0	0	0	0	0
%TOTAL FILL	100.00	100.00	100.00	100.00	100.00	100.00
LNCAP IN LNS	1210 1210	1210	100 1310	20 1330	140 1470	1470
SIZING DATE	02/11/89	08/01/89				
NOD DUE	07/15/89	11/04/89	05/05/90	06/29/91	12/21/91	05/03/92
TELCO DUE	09/22/89	03/02/90	08/31/90	09/06/91	02/28/92	08/29/92
TURNOVER	04/06/90	10/05/90	05/10/91	04/10/92	10/30/92	05/08/93
GENERIC SVC			01/29/91	01/30/92	08/21/92	
GENERIC	BCS-28	BCS-30	BCS-31	BCS-33	BCS-34	BCS-35
CONC RATIO						
ENG LSF						
ENG CCS/NAL						
DESIGN BS						
MRAJ	13.11	7.13	11.04	6.67	18.20	11.96
PROCESSOR						
CAP TRUNK	60 1210	1210	100 1310	20 1330	140 1470	1470
OGLT TK UNIT	3	0	5			
LLN/LT/SM/NM	16	16	2 18	18	2 20	20
LSR/LTS/##						
L5H/##/L32						
TSC/##/TSS/NP	48 1016	1016	80 1096	1096	135 1231	1231
TLN/##/L64						
TOT FR5/SHL	2	1	4	1	0	5
REUSE FR/SHL		0		0	1	0
GROSS ADDNS	1131	266	459	100	480	500
EXT JOB DESC						
%CTDIP						
JOB CAT.	A	A	A	A	A	A

REPORT: PARTB  
 PAGE: 2 OF 2  
 BUILDING: WPBH GARDENS  
 ENT CUT: 09/09/88

ENTITY: WPBHFLGR02T  
 ENT TERM: 01/01/50

LSOF SYSTEM  
 GRAPHIC PART B VERSION 1.00  
 DATABASE: LIVE

DATE: 01/14/92  
 TIME: 19:01:07  
 CHART NO.: 32.1  
 EQ TYPE: 0200

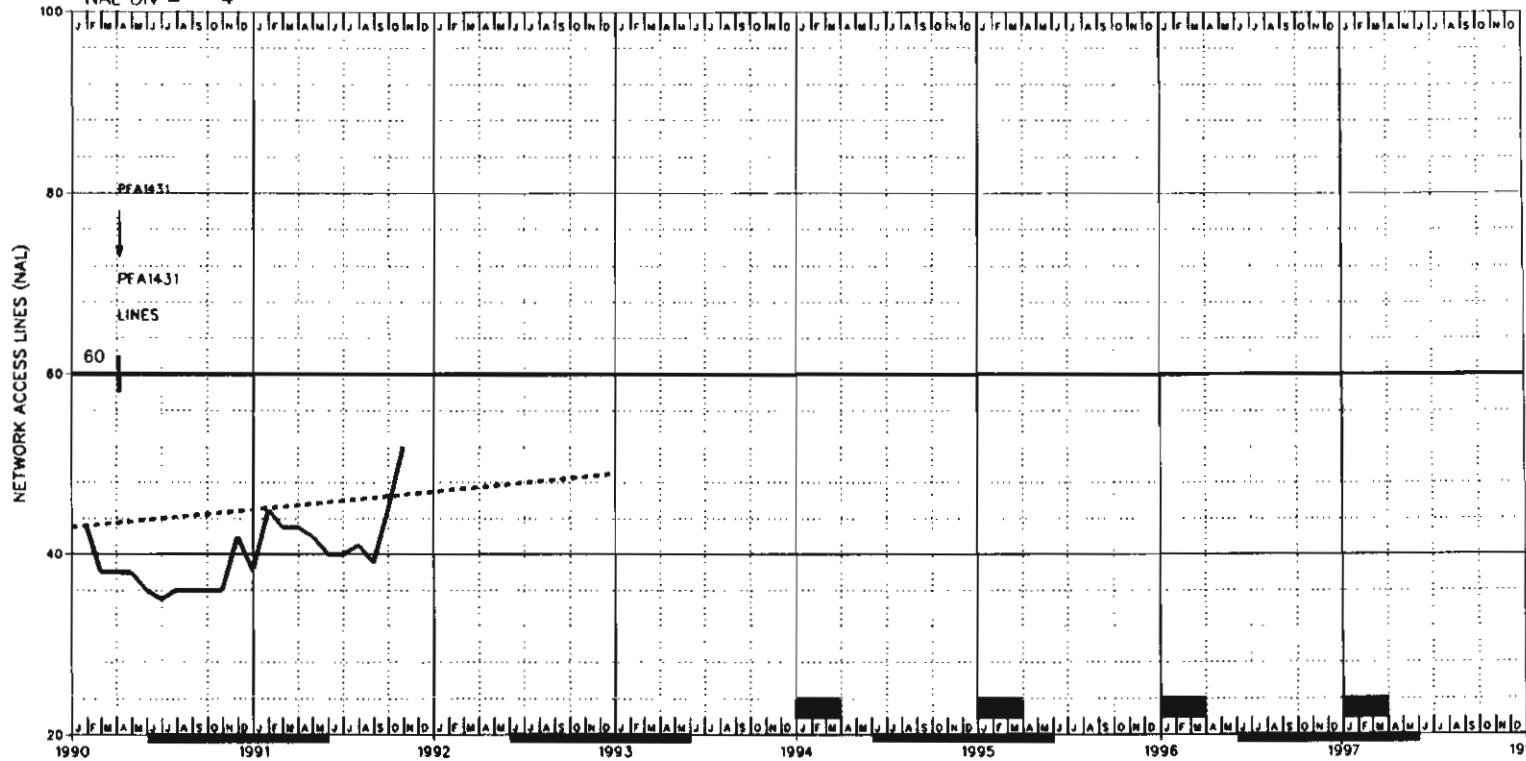
JOB/ROJ/AT	GRO2T-2	GRO2T-3	GRO2T-4
EVENT-NUM	EVT1	EVT1	EVT1
EVENT-DATE	05/07/94	05/06/95	06/01/96
ROTSO/TOATE	05/07/94	05/06/95	06/01/96
REQSO	05/07/94	05/06/95	06/01/96
CAP EXH.	##/##/##	##/##/##	##/##/##
SHIP DATE	01/08/94	01/06/95	02/01/96
JOB DESC.	GA	GA	TRKS
NAL TRANS			
TRANS ENT			
LSEI	NTW	NTW	NTW
NAL CAP SE	80 1550	100 1650	100 1750
IC	80 1550	100 1650	100 1750
LNS	80 1550	100 1650	100 1750
NOS	80 1550	100 1650	100 1750
ML	80 1550	100 1650	100 1750
CNTRX CAP			
INST. NOS			
UAV ASSGN			
%FNOS			
INST. LNS	80 1550	100 1650	100 1750
UAV ASSGN	0	0	0
%TOTAL FILL	100.00	100.00	100.00
LNCAP IN LNS	80 1550	100 1650	100 1750
SIZING DATE			
NOD DUE	05/02/93	05/01/94	06/01/95
TELCO DUE	08/27/93	08/26/94	09/01/95
TURNOVER	05/07/94	05/06/95	06/01/96
GENERIC SVC			
GENERIC	BCS-37	BCS-39	BCS-34
CONC RATIO			
ENG LSF			
ENG CCS/NAL			
DESIGN BS			
MRAJ	11.96	0.00	0.00
PROCESSOR			
CAP TRUNK	80 1550	100 1650	100 1750
DCTL TK UNIT			
LLN/LT/SA/NM	20	20	-2 18
LSR/LTS/##			
LSH/##/L32			
TSC/##/TSS/NP	1231	1231	-103 1128
TLN/##/L64			
TOT FR/SHL	5	5	0
REUSE FR/SHL	0	0	3
GROSS ADDNS	500	500	500
EXT JOB DESC			
%CTDIP			

JOB CAT. A

A

T

NAL DIV = 4



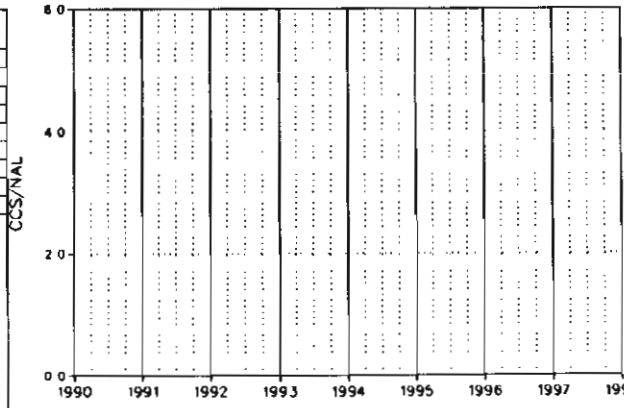
NOTES:  
2326 CHART SHOWS CALL  
PROCESSING % OCC

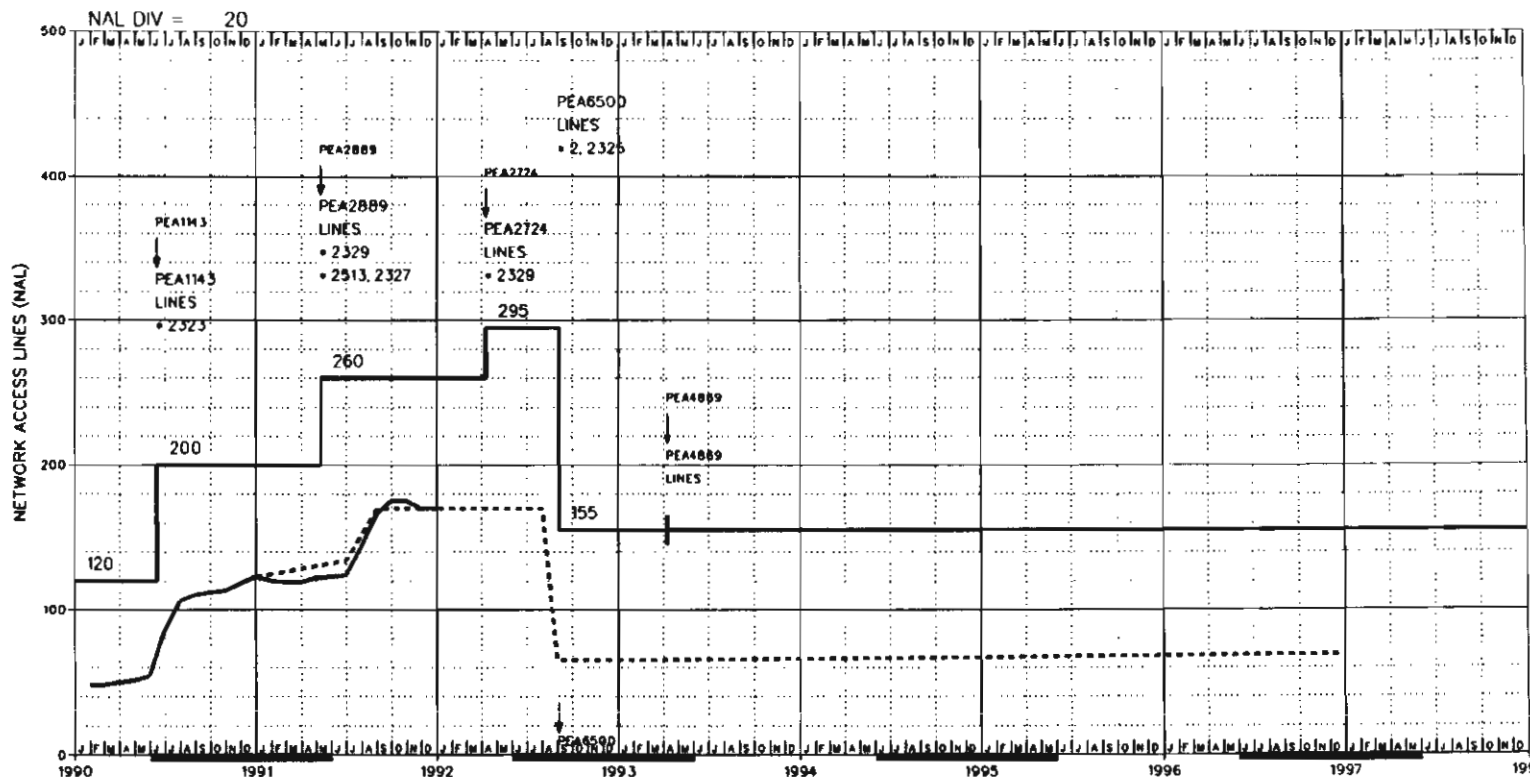
REASON FOR REISSUE:

DATE OF ISSUE: 01/14/92  
EXCHANGE: WEST PALM BEACH  
DATABASE: LIVE  
EQ TYPE: PROC  
NXX:

BUILDING: WPBHFLGRSTATE: FL  
LATA: SOET/460  
COMPANY: SBEL AREA: SBFX  
DIVISION: NORT DISTRICT: WPBH  
EXHAUST: 12/31/99  
CONTACT: M.CANALS  
NUMBER  
EO ENGINELR  
  
E. A. DATE \*\*/\*\*/\*\*  
DIR CLOSE \*\*/\*\*/\*\*  
DIR DELIVER \*\*/\*\*/\*\*  
NAL FCST \*\*/\*\*/\*\*  
CCS FCST \*\*/\*\*/\*\*  
ENTITY CUT 09/09/88  
ENTITY TERM 01/01/50  
LATEST NAL 45  
SWITCH HOST  
ENTITY: CHART:  
WPBHFLGR02P 32.2

YEAR	1990	1991	1992	1993	1994	1995	1996	1997	1998	
NAL	43 (F)	45 (F)	47 (F)	49 (F)						
LINES										
CCS/NAL	0.00	0.00	0.00	0.00						
CCS STATUS										
NAL/LN RATIO										
SVC.	1990	1991	1992	JOBNUM	ROYSD	REQSD	SHIP			
DTS				PEA131	04/06/90	04/06/90	12/22/89			
IML										
%IFFM										





NOTES:  
 2 CT/LEN PARTIAL IMPLEMENTATION  
 2323 REPLACES 5XB DA ACD  
 2325 REHOME DA FROM 03T TO 02T  
 2327 FOR REHOME OF SF DA TRAFFIC  
 2329 DTC REQMTS BASED ON CALL CARRYING CAP  
 2513 PROVIDES PROCESSOR UPGRADE  
 2324 ENTITY IS TOPS HOST  
 2320 GTF CLLI IS WPBHFLGRICD FOR DA

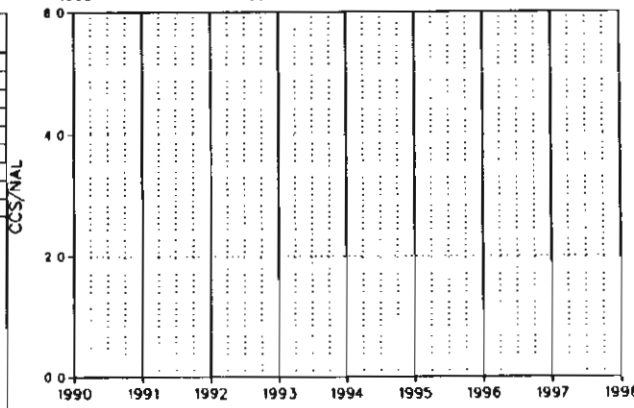
REASON FOR REISSUE:

DATE OF ISSUE: 01/14/92  
 EXCHANGE: WEST PALM BEACH  
 DATABASE: LIVE  
 EQ TYPE: D200  
 NXX:

BUILDING: WPBHFLGRSTATE: FL  
 LATA: SOET/460  
 COMPANY: SBEL AREA: SBF X  
 DIVISION: NORT DISTRICT: WPBH  
 EXHAUST: 12/31/99  
 CONTACT: M.CANALS  
 NUMBER SHPICKETT  
 EQ ENGINEER JCJ

E. A. DATE \*\*/\*\*/\*\*  
 DIR CLOSE \*\*/\*\*/\*\*  
 DIR DELIVER \*\*/\*\*/\*\*  
 NAL FCST 02/01/89  
 CCS FCST \*\*/\*\*/\*\*  
 ENTITY CUT 10/31/86  
 ENTITY TERM 01/01/99  
 LATEST NAL 170  
 SWITCH HOST  
 ENTITY: CHART:  
 WPBHFLGR03T 32.3

YEAR	1990	1991	1992	1993	1994	1995	1996	1997	1998
NAL	48 (A)	123 (A)	170 (F)	65 (F)	66 (F)	67 (F)	68 (F)	69 (F)	
LINES	0	0							
CCS/NAL	0.00	0.00	0.00	0.00	0.00	0.00	0.00	0.00	
CCS STATUS									
NAL/LN RATIO									
SVC.	1990	1991	1992	JOBNUM	RDYSD	REQSD	SHIP		
DTS				PEA1143	06/15/90	06/15/90	03/16/90		
				PEA2889	05/10/91	05/10/91	01/11/91		
				PEA2724	04/10/92	04/10/92	01/10/92		
				PEA6500	09/04/92	09/04/92	05/05/92		
				PEA4889	04/09/93	04/09/93	01/09/93		
IML									
%IFFM									



REPORT: PARTB  
 PAGE: 1 OF 1  
 BUILDING: WPBH GARDENS  
 ENT CUT: 10/31/86

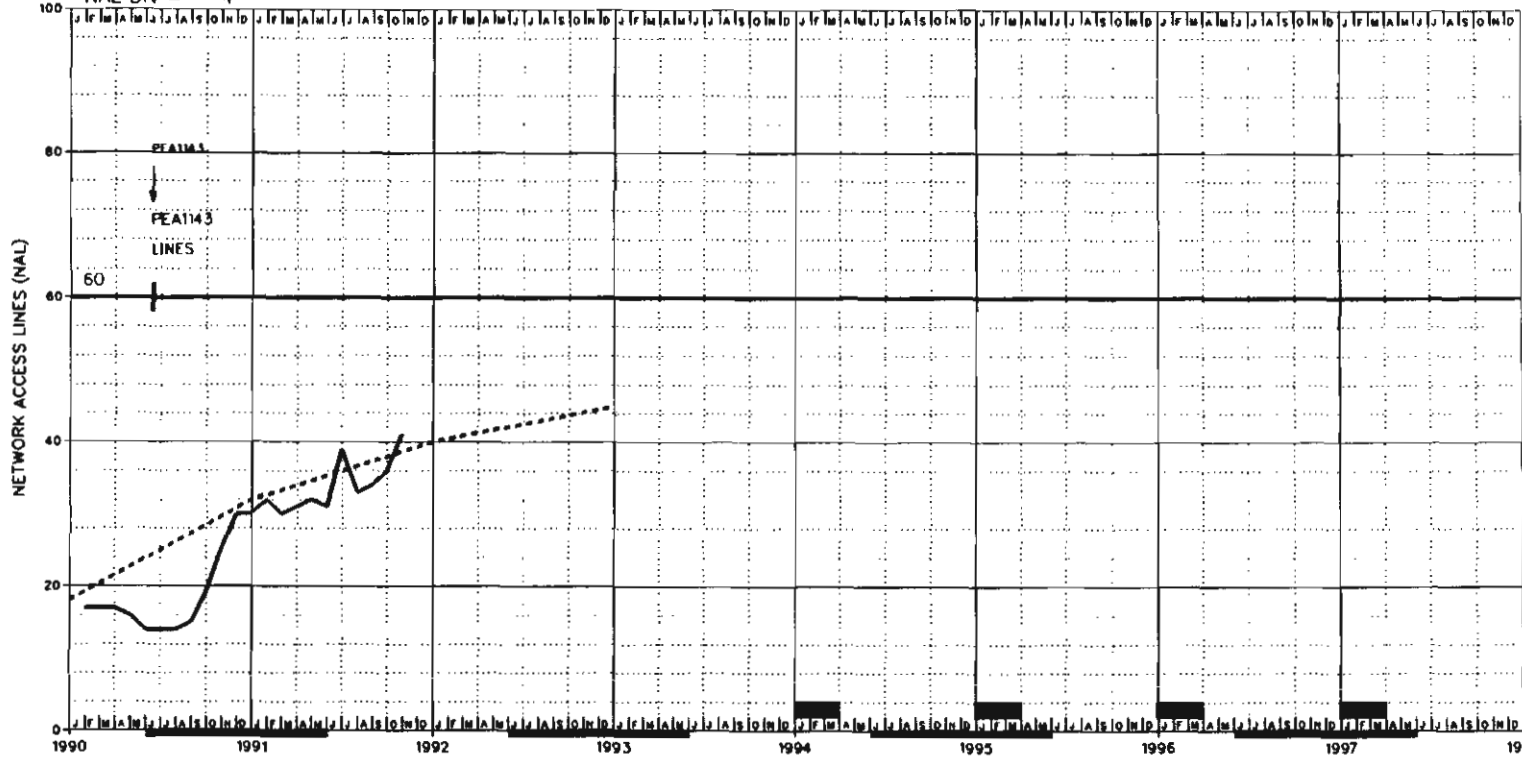
ENTITY: WPBHFLGR03T  
 ENT TERM: 01/01/99

LSOF SYSTEM  
 GRAPHIC PART B VERSION 1.00  
 DATABASE: LIVE

DATE: 01/14/92  
 TIME: 19:01:07  
 CHART NO.: 32.3  
 EQ TYPE: 0200

JOB/AOJ/AT	PEA1143	PEA2889	PEA2724	PEA6500	PEA4869
EVENT-NUM	EVT1	EVT1	EVT1	EVT1	EVT1
EVENT-DATE	06/15/90	05/10/91	04/10/92	09/04/92	04/09/93
ROYSO/TORATE	06/15/90	05/10/91	04/10/92	09/04/92	04/09/93
REQSO	06/15/90	05/10/91	04/10/92	09/04/92	04/09/93
CAP EXH.	##/##/##	##/##/##	##/##/##	##/##/##	##/##/##
SHIP DATE	03/16/90	01/11/91	01/10/92	06/05/92	01/09/93
JOB DESC.	GA	TRUNKS	TKS	GENERIC	GENERIC
NAL TRANS					
TRANS ENT					
LSE1					
NAL CAP SE	80 200	60 260	35 295	-140 155	155
IC	80 200	60 260	35 295	-140 155	155
LNS	80 200	60 260	35 295	-140 155	155
NOS	80 200	60 260	35 295	-140 155	155
ML	80 200	60 260	35 295	-140 155	155
CNTRX CAP					
INST. NOS					
UAY ASSGN					
%FNOS					
INST. LNS	80 200	60 260	35 295	-140 155	155
UAY ASSGN	0	0	0	0	0
%TOTAL FILL	100.00	100.00	100.00	100.00	100.00
LNCAP IN LNS					
SIZING DATE					
NOD DUE	08/05/89	05/05/90	06/29/91	12/14/91	05/10/92
TELCO DUE	12/01/89	08/31/90	09/06/91	03/06/92	09/05/92
TURNOVER	06/15/90	05/10/91	04/10/92	09/04/92	04/09/93
GENERIC SVC					
GENERIC	BCS-30	BCS-31	BCS-33	BCS-34	BCS-35
CONC RATIO					
ENG LSF					
ENG CCS/NAL					
DESIGN BS					
MRAJ	0.00	0.00	0.00	0.00	0.00
PROCESSOR					
CAP TRUNK	80 200	60 260	35 295	-140 155	155
DGTL TK UNIT					
LLN/LT/SM/NM	1 3	3 6	6 6	6 6	6 6
LSR/LTS/##/##					
LSH/##/##/L32					
TSC/##/##/NP	48 132	220 352	16 368	368	368
TLN/##/##/L64					
TOT FRS/SHL	4	3	1	0	3
REUSE FR/SHL	0	0	0	0	0
GROSS ADDNS	1041	1000	195	190	370
EXT JOB DESC					
%CTOIP					
JOB CAT.	M	T	T	G	G

NAL DIV = 4



NOTES:  
2326 CHART SHOWS CALL  
PROCESSING % OCC

REASON FOR REISSUE:

DATE OF ISSUE: 01/14/92  
EXCHANGE: WEST PALM BEACH  
DATABASE: LIVE  
EO TYPE: D200  
NXX:

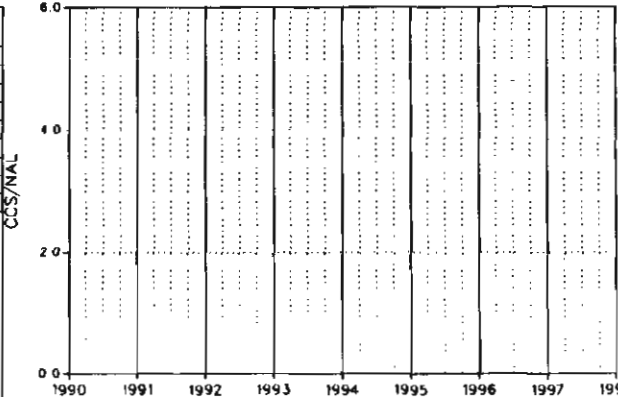
BUILDING: WPBHFLGRSTATE: FL  
LATA: SOET/460  
COMPANY: SBEL AREA: SBFX  
DIVISION: NORT DISTRICT: WPBH  
EXHAUST: 12/31/99  
CONTACT: M.CANALS  
NUMBER  
EO ENGINEER

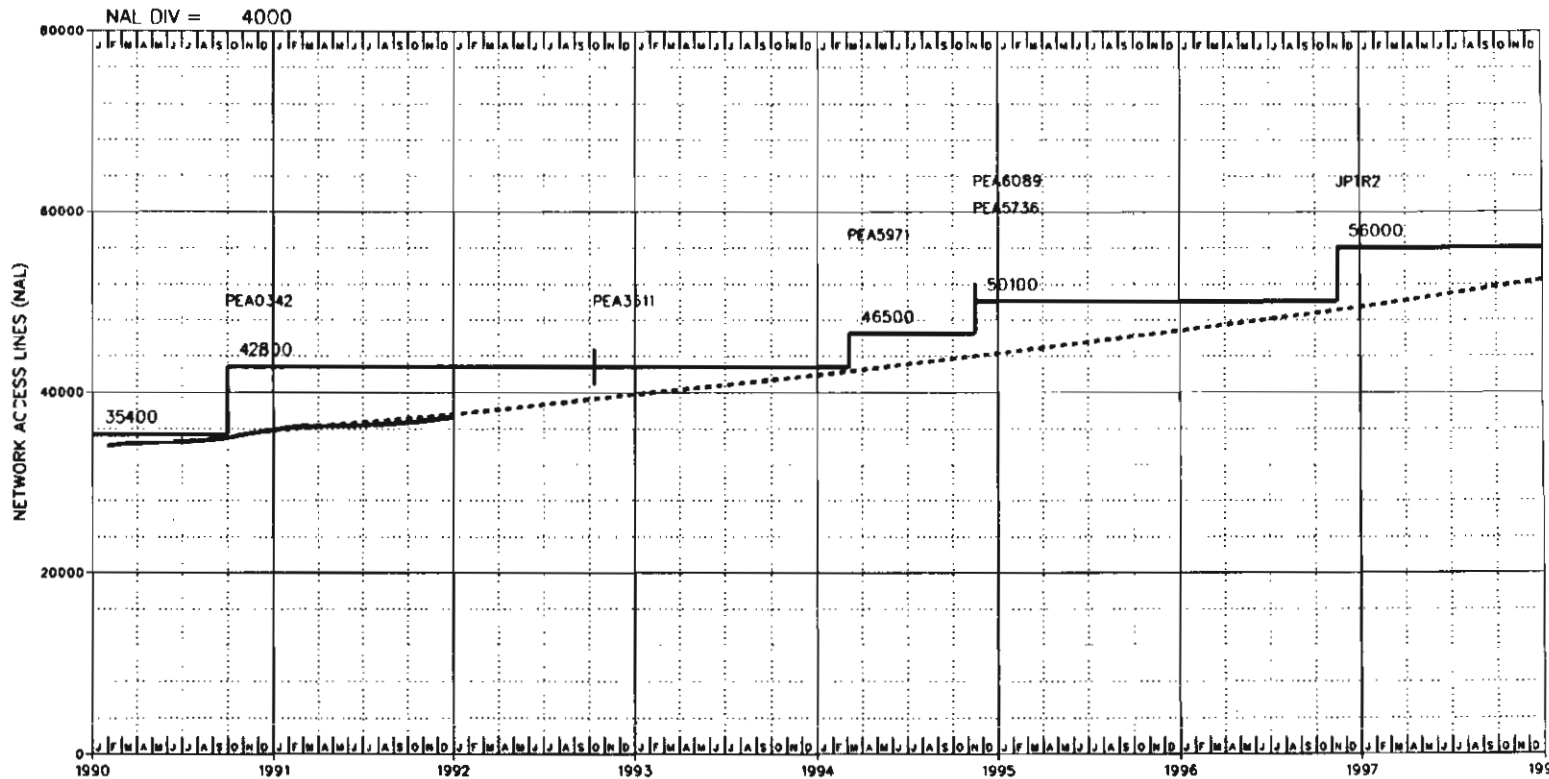
E. A. DATE \*\*/\*\*/\*\*  
OIR CLOSE \*\*/\*\*/\*\*  
DIR DELIVER \*\*/\*\*/\*\*  
NAL FCST \*\*/\*\*/\*\*  
CCS FCST \*\*/\*\*/\*\*  
ENTITY CUT 10/31/86  
ENTITY TERM 01/01/50  
LATEST NAL 41  
SWITCH HOST  
ENTITY:

CHART:  
WPBHFLGR03P 32.4

YEAR	1990	1991	1992	1993	1994	1995	1996	1997	1998
NAL	18 (F)	32 (F)	40 (F)	45 (F)					
LINES									
CCS/NAL	0.00	0.00	0.00	0.00					
CCS STATUS									
NAL/LN RATIO									
SVC.									
DTS									
IML									
%IFFM									

JOBNUM RDYSD REQSD SHIP  
PEA1143 06/15/90 06/15/90 03/16/90





NOTES:

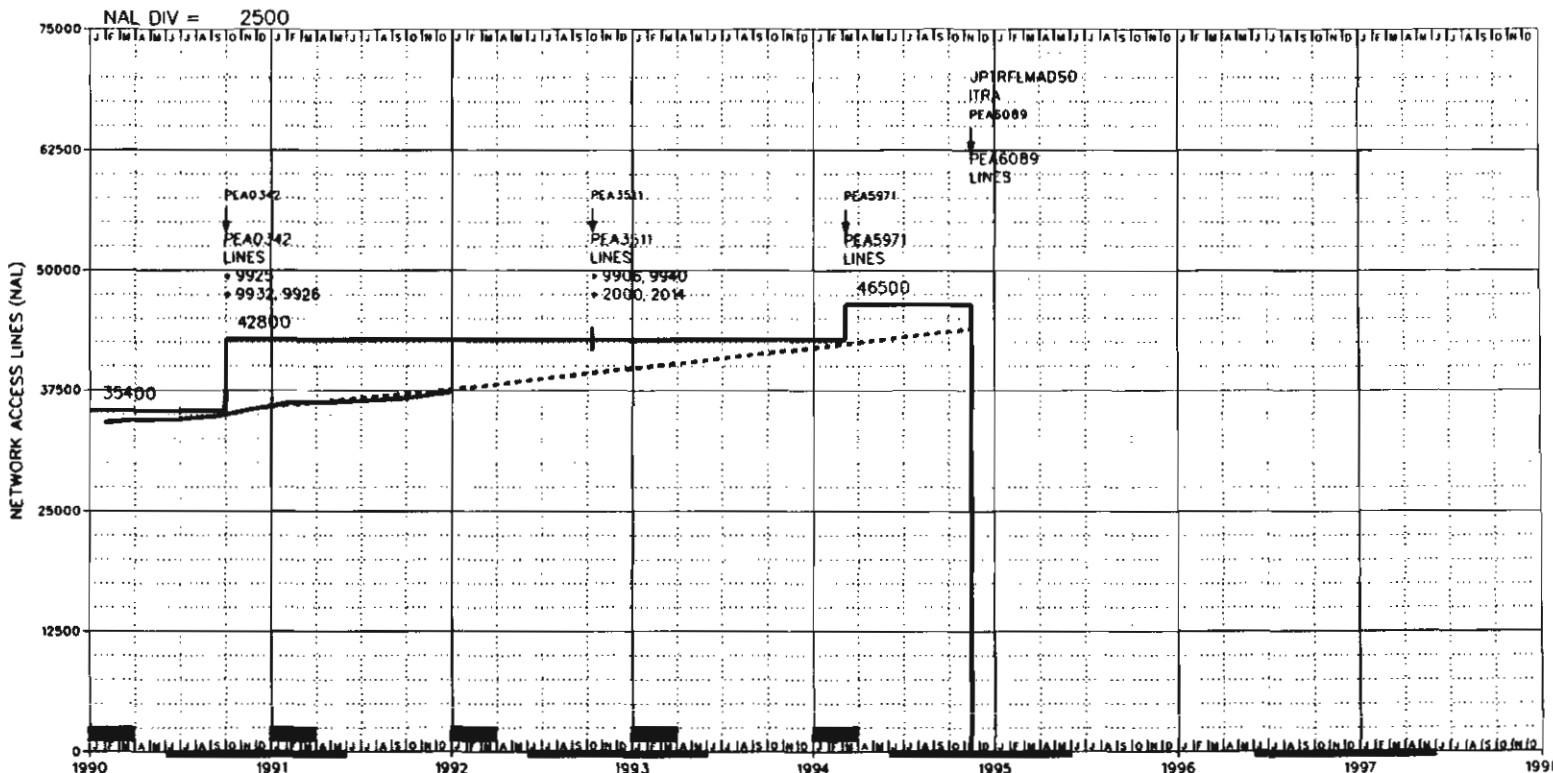
REASON FOR REISSUE:

DATE OF ISSUE: 01/14/92  
 EXCHANGE: JUPITER  
 DATABASE: LIVE

BUILDING: JPTRFLMA STATE: FL  
 LATA: SOET/460  
 COMPANY: SBEL AREA: SBFX  
 DIVISION: NORT DISTRICT INRV  
 EXHAUST: 12/31/99

YEAR	1990		1991		1992		1993		1994		1995		1996		1997	
NAL/GAIN	33809	2041	35850	1739	37589	2200	39789	2115	41904	2377	44281	2540	46821	2634	49455	3010
NAL/LN RATIO																

BUILDING: JPTRFLMA CHART: 33.0



NOTES:  
 2000 CALL RETURN PLUS  
 2014 FLEXIBLE ANI  
 9906 APS NEW  
 9925 VMS  
 9926 CCS ACCESS CAPABILITY  
 9932 100% AMA RECORDING  
 9940 CALL FWD-DON'T-ANSWER  
 AFTER CALL WAITING

REASON FOR REISSUE:  
 2985 112 SEMINOLE AVENUE  
 JUPTER

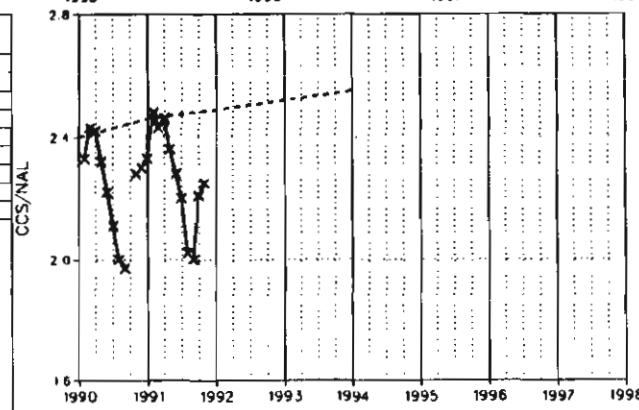
DATE OF ISSUE: 01/14/92  
 EXCHANGE: JUPTER  
 DATABASE: LIVE  
 EQ TYPE: 1AES  
 NXX:  
 575 743 744 746 747

BUILDING: JPTRFLMA STATE: FL  
 LATA: SOET/460  
 COMPANY: SBEL AREA: SBFX  
 DIVISION: NORT DISTRICT: INRV  
 EXHAUST: 12/31/99  
 CONTACT: M.TERRERO  
 NUMBER: DWJOHNSON  
 EQ ENGINEER: TRACY JONES

E. A. DATE 08/26/85  
 DIR CLOSE 07/10/92  
 DIR DELIVER 10/01/92  
 NAL FCST 06/15/91  
 CCS FCST 08/15/91  
 ENTITY CUT 09/20/75  
 ENTITY TERM 11/15/94  
 LATEST NAL 37297  
 SWITCH HOST  
 ENTITY:

CHART:  
 JPTRFLMA74E 33.0

YEAR	1990	1991	1992	1993	1994	1995	1996	1997	1998
NAL	33809(A)	35850(A)	37589(F)	39789(F)	41904(F)				
LINES	33809	35850	37589	39789	41904				
CCS/NAL	2.40	2.46	2.49	2.52	2.55				
CCS STATUS	A	A							
NAL/LN RATIO	1.00000	1.00000	1.00000	1.00000	1.00000				
SVC	1990			1991			1992		
DTS	00	00	00	00	00	00	00	00	00
IML	00	00	00	00	00	00	00	00	00
%IFFM									
JOBNUM	PEA0342 RDYSD 09/30/90 09/30/90 02/24/90								
	PEA3511 REQSD 10/11/92 10/11/92 05/23/92								
	PEA5971 SHIP 03/06/94 03/06/94 10/30/93								
	PEA6089 11/15/94 11/15/94 11/15/94								





REPORT: PARTB  
 PAGE: 1 OF 1  
 BUILDING: JUPITER MAIN  
 ENT CUT: 09/20/75

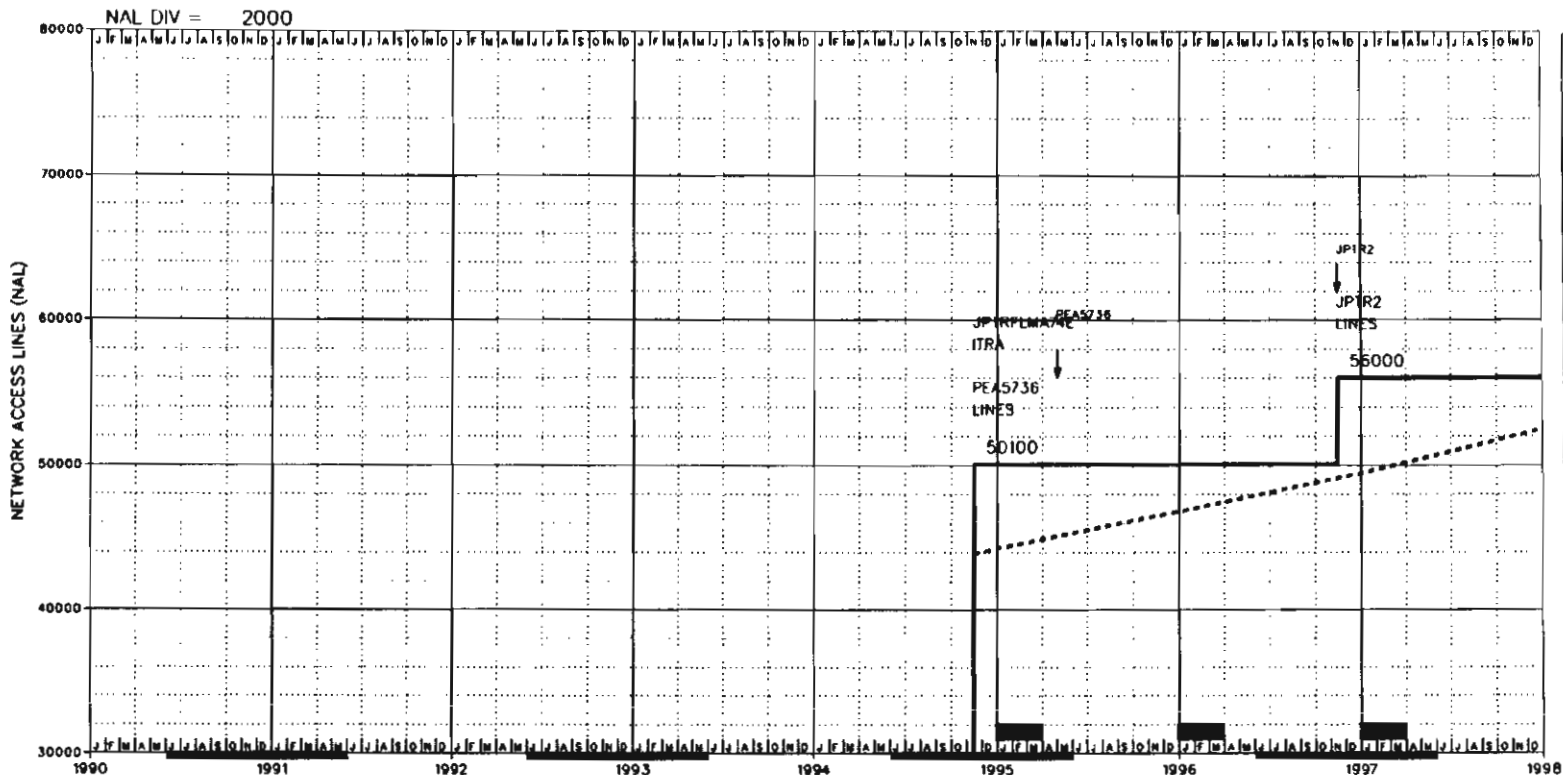
ENTITY: JPTRFLM74E  
 ENT TERM: 11/15/94

LSDP SYSTEM  
 GRAPHIC PART 8 VERSION 1.00  
 DATABASE: LIVE

DATE: 01/14/92  
 TIME: 19:01:07  
 CHART NO.: 33.0  
 EQ TYPE: IAES

JOB/ADJ/AT	PEA0342	PEA3511	PEA5971	1997AT1	PEA6089
EVENT-NUM	EVT1	EVT1	EVT1		EVT1
EVENT-DATE	09/30/90	10/11/92	03/06/94	11/15/94	11/15/94
ROYSD/TDATE	09/30/90	10/11/92	03/06/94	11/15/94	11/15/94
REQSD	09/30/90	10/11/92	03/06/94	11/15/94	11/15/94
CAP EXH.	##/##/##	03/06/94	##/##/##	##/##/##	##/##/##
SHIP DATE	02/24/90	05/23/92	10/30/93	##/##/##	11/15/94
JOB DESC.	GA	TKS	GA	ITRA	OISP
NAL TRANS				-43900	
TRANS ENT				JPTRFLMA050	
LSEI	COR	COR	COR		
NAL CAP SE	5500 44000	44000	5000 49000		-49000 0
TC	5500 47500	47500	2500 50000		-50000 0
LNS	7400 42800	42800	3700 46500		-46500 0
NOS	2200 42800	42800	5700 48500		-48500 0
ML	7400 42800	42800	3700 46500		-46500 0
CNTRX CAP	0	0	0		0
INST. NOS	50000	50000	10000 60000		-60000 0
UAV ASSGN	800 3000	3000	3000		-3000 0
%FNOS	91.00	91.00	85.00		
INST. LNS	8192 49152	49152	4096 53248		-53248 0
UAV ASSGN	172 1032	1032	86 1118		-1118 0
%TOTAL FILL	88.90	88.90	89.20		
LNCAP IN LNS	7400 42800	42800	3700 46500		-46500 0
SIZING DATE	11/10/89	02/15/91			
NDD DUE	04/22/89	10/12/91	12/26/92		05/01/94
TELCO DUE	08/19/89	11/16/91	04/24/93		08/01/94
TURNOVER	01/27/91	10/11/92	03/06/94		11/15/94
GENERIC SVC	01/27/91				
GENERIC	IAE11	IAE11	IAE11		
CONC RATIO	4:1	4:1	4:1		
FNG LSF					0.00
ENG CCS/NAL	2.52	2.52	2.47		
DESIGN BS					
MRAJ	41.17	0.00	8.34		0.00
PROCESSOR	-29500 147000	147000	147000		-147000 0
CAP TRUNK	44 120	20 140	140		-140 0
OCTL TK UNIT	2	1			0
LLN/LT/SM/NM	2 12	12	1 13		-13 0
LSR/LTS/##	8 48	48	4 52		-52 0
LSH/##/L32					
TSC/##/TSS/NP	8 28	4 32	4 36		-30 6
TLN/##/L64	1024	1024	1024		-1024 0
TOT FRS/SHL	10	0	5		4
REUSE FR/SHL	6	0	0		4
GROSS ADONS	1178	80	560		560
EXT JOB DESC	GROWTH/AD01T				
%CTDIP	6.10	6.10	6.10		0.00

JOB CAT.     A                     T                     A                     0



NOTES:

REASON FOR REISSUE:  
2985 112 SEMINOLE AVENUE  
JUPITER

DATE OF ISSUE: 01/14/92  
EXCHANGE: JUPITER  
DATABASE: LIVE  
EO TYPE: DCTL  
NXX:  
575F 743F 744F 746F 747F

BUILDING: JPTRFLMA STATE: FL  
LATA: SOET/460  
COMPANY: SBEL AREA: SBFX  
DIVISION: NORT DISTRICT: INRV  
EXHAUST: 12/31/99  
CONTACT: M.TERRERO  
NUMBER DWJOHNSON  
EQ ENGINEER TRACY JONES

E. A. DATE 12/15/97  
DIR CLOSE 07/10/92  
DIR DELIVER 10/01/92  
NAL FCST 06/15/91  
CCS FCST 08/15/91  
ENTITY CUT 11/15/94  
ENTITY TERM 01/01/50  
LATEST NAL  
SWITCH HOST  
ENTITY:

YEAR	1990	1991	1992	1993	1994	1995	1996	1997	1998
NAL						44281 (F)	46821 (F)	49455 (F)	52465 (F)
LINES						44281	46821	49455	52465
CCS/NAL						2.48	2.49	2.50	0.00
CCS STATUS									
NAL/LN RATIO						1.00000	1.00000	1.00000	1.00000

SVC.	1990	1991	1992	JOBNUM	RDYSD	REQSD	SHIP
DTS				PEA5736	11/15/94	05/01/95	06/01/94
IML				JPTR2	11/15/96	11/15/96	07/18/96
%IFFM							

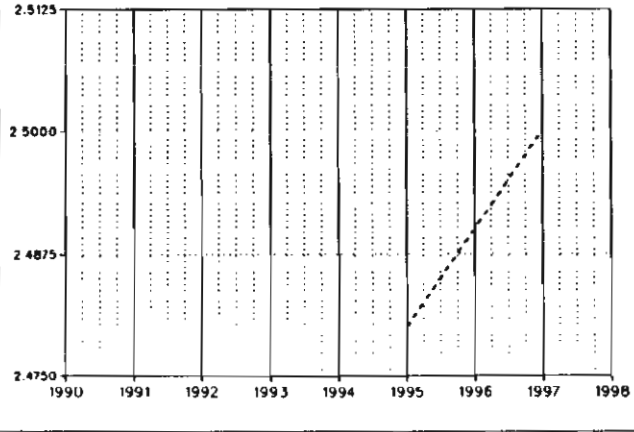


CHART:  
JPTRFLMADSO 33.2

REPORT: PARTB  
 PAGE: 1 OF 1  
 BUILDING: JUPITER MAIN  
 ENT CUT: 11/15/94

ENTITY: JPTRFLMA0SO  
 ENT TERM: 01/01/50

LSOF SYSTEM  
 GRAPHIC PART 8 VERSION 1.00  
 DATABASE: LIVE

DATE: 01/14/92  
 TIME: 19:01:07  
 CHART NO.: 33.2  
 EQ TYPE: OCTL

JOB/AOJ/AT	1997AT1	PEA5736	JPTR2
EVENT-NUM		EVT1	EVT1
EVENT-DATE	11/15/94	11/15/94	11/15/96
ROYSD/TDATE	11/15/94	11/15/94	11/15/96
REOSD	##/##/##	05/01/95	11/15/96
CAP EXH.	##/##/##	##/##/##	##/##/##
SHIP DATE	##/##/##	06/01/94	07/18/96
JOB DESC.	ITRA	REPL	CA
NAL TRANS	43900		
TRANS ENT	JPTRFLMA74E		
LSE1		NTW	NTW
NAL CAP SE		90500 90500	6800 97300
TC		90500 90500	12500 103000
LNS		50100 50100	5900 56000
NOS		66100 66100	66100 66100
ML		50100 50100	5900 56000
CNTRX CAP			
INST. NOS		80000 80000	-26600 53400
UAV ASSGN		2200 2200	2200
%FNO5		85.00	85.00
INST. LNS		62464 62464	9216 71680
UAV ASSGN		687 687	687
%TOTAL FILL		81.10	78.94
LNCAP IN LNS		50100 50100	5900 56000
SIZING DATE			
NOD OUE		08/01/93	10/05/95
TELCO OUE		12/01/93	02/01/96
TURNVER		11/15/94	11/15/96
GENERIC SVC			
GENERIC			
CONC RATIO			
ENG LSF			
ENG CC5/NAL		2.49	2.50
DESIGN B5			
MRAJ		24.02	0.00
PROCESSOR		500000 500000	500000
CAP TRUNK		200 200	20 220
OCTL TK UNIT			
LLN/LI/SM/NM			
LSR/LTS/##/			
LSH/##/L32			
TSC/##/TSS/NP			
TLN/##/L64			
TOT FRS/SHL		100	10
REUSE FR/SHL		6300	0
CROSS ROOMS			1000
EXT JOB OESC			
%CTOIP		6.10	6.10

JOB CAT.

1

A



REPORT: PARTB  
 PAGE: 1 OF 1  
 BUILDING: JUPITER MAIN  
 ENT CUT: 11/15/94

ENTITY: JPTRFLMA050  
 ENT TERM: 01/01/50

L50F SYSTEM  
 DIGITAL PART B VERSION 1.00  
 DATABASE: LIVE

DATE: 01/14/92  
 TIME: 19:01:07  
 CHART NO.: 33.2  
 EQ TYPE: DGTL

JOB/ADJ/AT	1997AT1	PEA5736	JPTR2
EVENT-NUM		EVT1	EVT1
EVENT-DATE	11/15/94	11/15/94	11/15/96
ROYSO/TOATE	11/15/94	11/15/94	11/15/96
REQSO	##/##/##	05/01/95	11/15/96
CAP EXH.	##/##/##	##/##/##	##/##/##
SHIP DATE	##/##/##	06/01/94	07/18/96
JOB DESC.	ITRA	REPL	GA
TRANS ENT	JPTRFLMA74E		

ANALOG SECTION -----

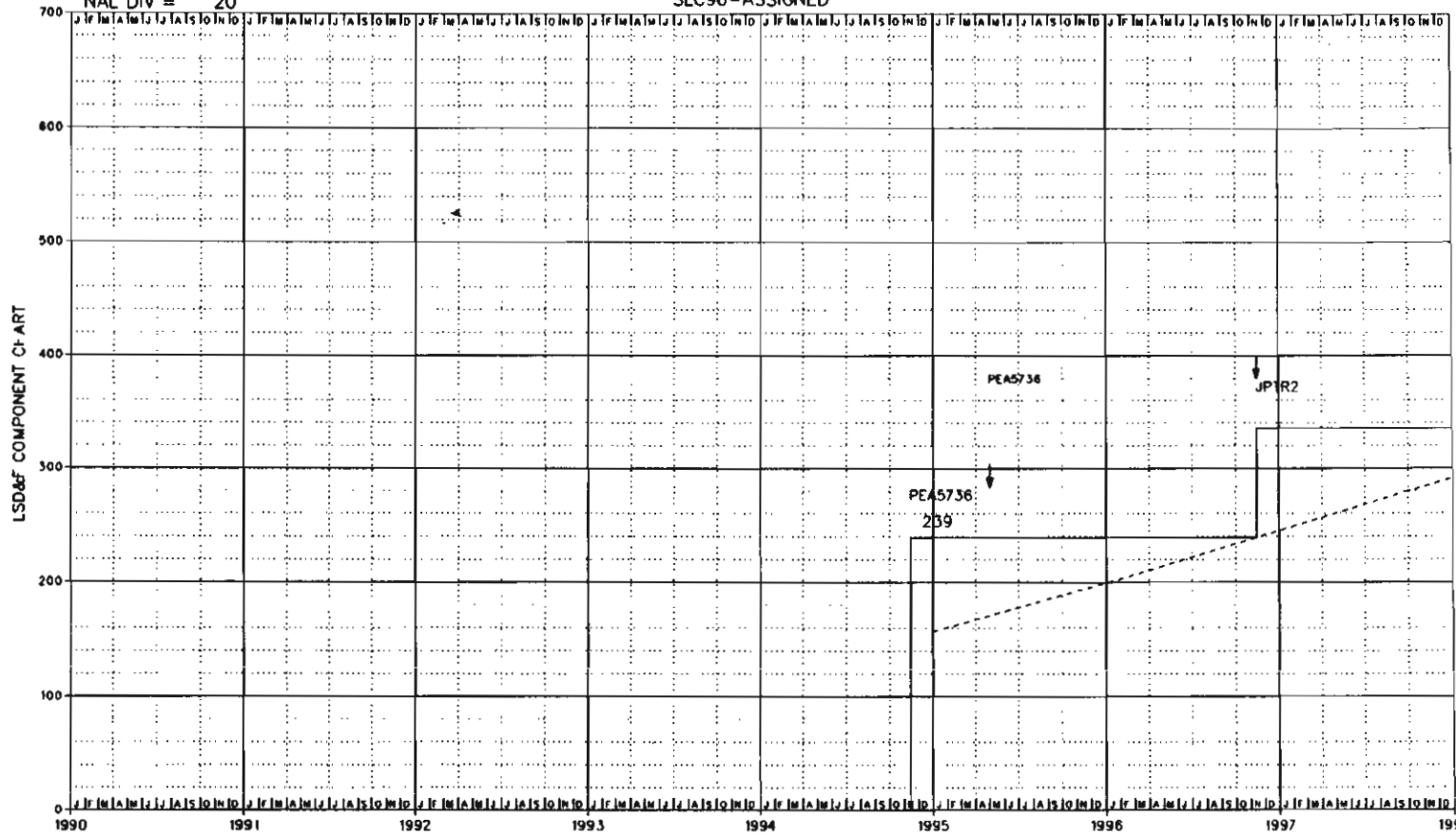
NAL TRANS	34400			
NAL CAP TC		57600	57600	57600
LNS		35300	35300	35300
ML		35300	35300	35300
LINE UNITS		77	77	77
INST. LNS		39424	39424	39424
UAV ASSGN		591	591	591
%FILL		90.90		90.90
ALNCAP LNS		35300	35300	35300
AENG CCS NAL		2.49		2.50
ANLG DEF LNS				
ISON CAP TC		300	300	-200 100
ISON CAP LNS		300	300	-200 100
ISON CAP ML		300	300	-200 100
ISON LN MOD				
ISON INS LNS		300	300	-200 100
ISON UAV LNS			0	0
ISON %FILL		100.00		100.00
ISON ENG CCS		15.00		15.00

DIGITAL SECTION -----

NAL TRANS	9500			
NAL CAP TC		32900	32900	12500 45400
LNS		14800	14800	5900 20700
ML		14800	14800	5900 20700
LINE UNITS		40	40	56
INST. LNS		23040	23040	9216 32256
UAV ASSGN		96	96	96
%FILL		64.50		64.50
DLNCAP LNS		14800	14800	5900 20700
DENG CCS NAL		2.49		2.50
CAP SLC SYS		239	239	96 335
ENG SLC MD 1				
ENG SLC MD2				
DEF SLC SYS			0	0
CAP URBN SYS				
DEF URBN SYS				
CAP DMS112				
SLC DLU				
URBAN DLU				

NAL DIV = 20

SLC96-ASSIGNED



NOTES:

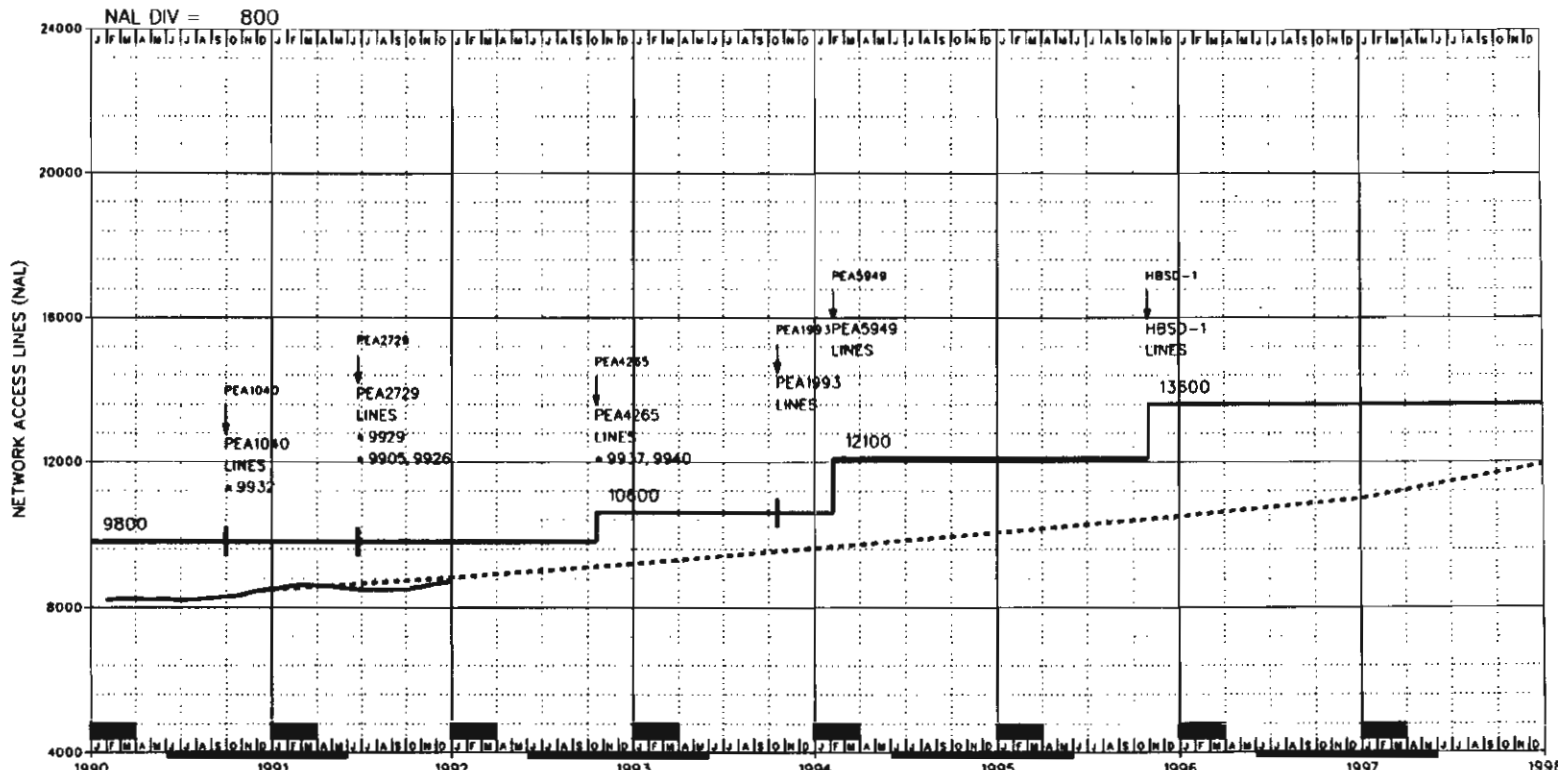
REASON FOR REISSUE:  
2985 112 SEMINOLE AVENUE  
JUPITER

DATE OF ISSUE: 01/14/92  
EXCHANGE: JUPITER  
DATABASE: LIVE  
EQ TYPE: DGTL  
NXX 575F 743F 744F 746F 747F

BUILDING: JPTRFLMA STATE: FL  
LATA: SOE1/480  
COMPANY: SBEL AREA: SBFX  
DIVISION: MORT DISTRICT: INRV  
EXHAUST: 12/31/99  
CONTACT: M.TERRERO  
NUMBER: DWJOHNSON

YEAR	1990	1991	1992	1993	1994	1995	1996	1997
DEMAND/GAIN						157 (F) 42	199 (F) 46	245 (F) 46
SLC MODE 1C								
SLC MODE 1F								
SLC MODE 2C								
SLC MODE 2F								

ENTITY: JPTRFLMADSO CHART: 3.3.2



NOTES:  
 9905 TOUCHSTAR PHASE I  
 9926 CCS ACCESS CAPABILITY  
 9929 TOUCHSTAR PHASE I & II  
 9932 100% AMA RECORDING  
 9937 CARRIER IDENT. CODE (CIC) EXPAN. (FG B)  
 9940 CALL FWD-DONT-ANSWER AFTER CALL WAITING

REASON FOR REISSUE:  
 2986 11500 SE DIXIE HWY HOBE SOUND

DATE OF ISSUE: 01/14/92  
 EXCHANGE: HOBE SOUND  
 OATABASE: LIVE  
 EQ TYPE: 5ES  
 NXX: 545 546

BUILDING: HBSDLMA STATE: FL  
 LATA: SOET/460  
 COMPANY: SBEL AREA: SBFX  
 DIVISION: NORT DISTRICT: INRV  
 EXHAUST: 12/31/99  
 CONTACT: ABHOKSTAD  
 NUMBER MLHULL  
 EQ ENGINEER

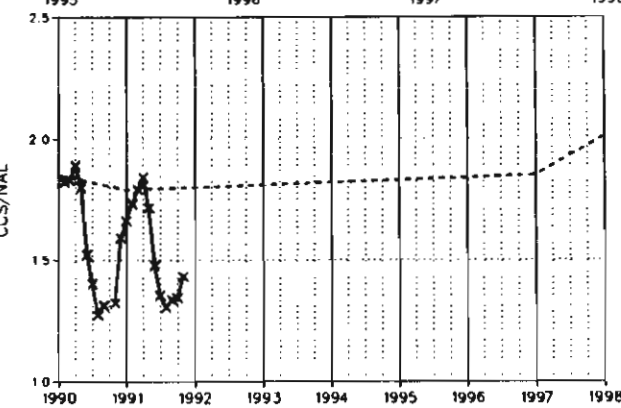
E. A. DATE 07/02/88  
 DIR CLOSE 07/12/92  
 DIR DELIVER 10/01/92  
 NAL FCST 06/15/91  
 CCS FCST 08/15/91  
 ENTITY CUT 05/21/88  
 ENTITY TERM 01/01/99  
 LATEST NAL 8721  
 SWITCH HOST  
 ENTITY: CHART: 34.0

YEAR	1990	1991	1992	1993	1994	1995	1996	1997	1998
NAL	8126 (A)	8501 (A)	8829 (F)	9199 (F)	9627 (F)	10052 (F)	10497 (F)	10987 (F)	11922 (F)
LINES	8126	8501	8829	9199	9627	10052	10497	10987	11922
CCS/NAL	1.85	1.79	1.80	1.81	1.82	1.83	1.84	1.85	2.01
CCS STATUS	A	A							

NAL/LN RATIO	1.00000	1.00000	1.00000	1.00000	1.00000	1.00000	1.00000	1.00000	1.00000
--------------	---------	---------	---------	---------	---------	---------	---------	---------	---------

SVC.	1990					1991					1992				
	D	T	S	C	C	D	T	S	C	C	D	T	S	C	C
DTS															
IML															
%IFFM															

JOBNUM	RDYSD	REQSD	SHIP
PEA1040	09/30/90	09/30/90	03/10/90
PEA2729	06/23/91	06/23/91	02/16/81
PEA4265	10/18/92	10/18/92	06/08/92
PEA1993	10/18/93	10/18/93	06/06/93
PEA5949	02/07/94	02/07/94	11/14/93
HBSD-1	10/30/95	10/30/95	08/15/95



REPORT: PARTB

PAGE: 1 OF 1

BUILDING: HOBE SOUND MAIN  
ENT CUT: 05/21/88

ENTITY: H8SDFLMA0SO  
ENT TERM: 01/01/99

LSOF SYSTEM  
GRAPHIC PART B VERSION 1.00  
DATABASE: LIVE

DATE: 01/14/92  
TIME: 19:01:07  
CHART NO.: 34.0  
EO TYPE: SES

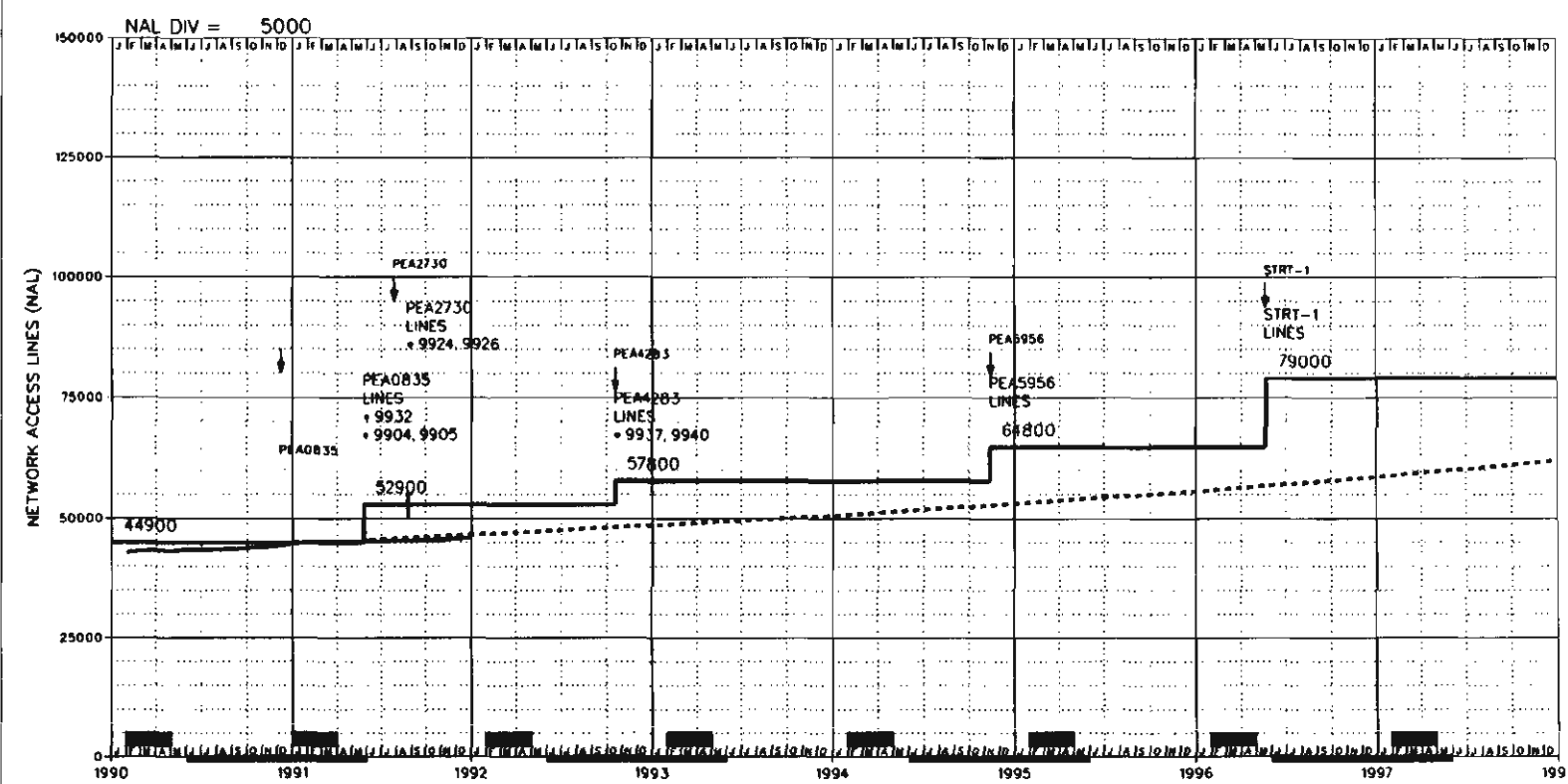
JOB/AOJ/AT	PEA1040	PEA2729	PEA4265	PEA1993	PEA5949	H8S0-1
EVENT-NUM	EVT1	EVT1	EVT1	EVT1	EVT1	EVT1
EVENT-DATE	09/30/90	06/23/91	10/18/92	10/18/93	02/07/94	10/30/95
ROYSO/TOATE	09/30/90	06/23/91	10/18/92	10/18/93	02/07/94	10/30/95
REOSO	09/30/90	06/23/91	10/18/92	10/18/93	02/07/94	10/30/95
CAP EXH.	**/**/**	**/**/**	02/05/94	**/**/**	**/**/**	**/**/**
SHIP DATE	03/10/90	02/16/91	06/06/92	06/06/93	11/14/93	08/15/95
JOB DESC.	GEN	TKS	GA	MISC	GA	GA
NAL TRANS						
TRANS ENT						
LSE1	NTW	NTW	NTW	NTW	NTW	NTW
NAL CAP SE	23700	-200 23500	140 23640	23640	7260 30900	3500 34400
TC	23700	-200 23500	140 23640	23640	5860 29500	3700 33200
LNS	9800	9800	800 10600	10600	1500 12100	1500 13600
NOS	16900	16900	16900	16900	16900	16900
ML	9800	9800	800 10600	10600	1500 12100	1500 13600
CNTRX CAP	100	-100 0	0	0		
INST. NOS	20000	20000	20000	20000	20000	20000
UAV ASSGN	100	100	100	100	100	100
%FNOS	85.00	85.00	85.00	85.00	85.00	85.00
INST. LNS	11904	11904	1152 13056	13056	3456 16512	2304 18816
UAV ASSGN	257	257	257	257	257	257
%TOTAL FILL	84.15	84.15	82.82	82.82	74.45	73.28
LNCAP IN LNS	9800	9800	800 10600	10600	1500 12100	1500 13600
SIZING DATE	02/15/89	08/01/89	03/06/91	12/09/91	03/06/91	03/06/91
NOO DUE	04/22/89	04/28/90	10/19/91	10/19/92	01/24/93	10/30/94
TELCO DUE	10/14/89	08/25/90	12/28/91	12/28/92	05/23/93	02/15/94
TURNOVER	09/30/90	06/23/91	10/18/92	10/18/93	02/07/94	10/30/94
GENERIC SVC			09/18/92			
GENERIC	5E5.1	5E6	5E7	5E7	5E9	5E10
CONC RATIO	8:1	8:1	8:1	8:1	8:1	8:1
ENG LSF						
ENG CC5/NAL	2.01	1.87	1.93	1.93	1.95	1.92
DESIGN BS						
MRAJ	24.61	9.66	15.67	0.00	19.22	0.00
PROCESSOR	138000	138000	138000	138000	138000	138000
CAP TRUNK	52	8 60	8 68	68	2 70	6 76
DCTL TK UNIT 0						
LLN/LI/SM/NM	6	1 7	1 8	8	1 9	9
LSR/LTS/**						
L5H/**/L32						
T5C/**/TSS/NP	48	6 54	7 61	61	7 68	4 72
TLN/**/L64						
IDT FRS/SHL 0						
REUSE FR/SHL 0						
GROSS ADDNS	173	211	315	0	342	230
EXT JOB DESC	GEN CHG	GA/TCHSTR11		FEATURES	CWTH	
%CTDIP	6.00	6.00	6.00	6.00	6.00	6.00
JOB CAT.	G	T	A	M	A	A











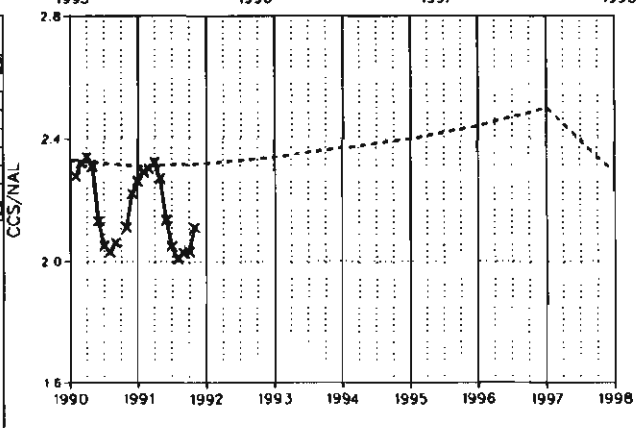
NOTES:  
 9904 CCS7 TRUNK SIGNALING  
 9905 TOUCHSTAR PHASE I  
 9924 TOUCHSTAR PHASE II  
 9926 CCS ACCESS CAPABILITY  
 9932 100% AMA RECORDING  
 9937 CARRIER IDENT CODE (CIC) EXPAN. (FG B)  
 9940 CALL FWD-DONT-ANSWER AFTER CALL WAITING

REASON FOR REISSUE:  
 2988 300 W 3RD STREET  
 STUART

DATE OF ISSUE: 01/14/92  
 EXCHANGE: STUART-JENSON BH  
 DATABASE: LIVE  
 EQ TYPE: 5ES  
 NXX:  
 220 221 223 283 284S 285S  
 286 287 288 590S 692  
 BUILDING: STRTFLMA STATE: FL  
 LATA: SOET/460  
 COMPANY: SBEL AREA: SBF X  
 DIVISION: NORT DISTRICT INRV  
 EXHAUST: 12/31/99  
 CONTACT: ABHOKSTAD  
 NUMBER MLHULL  
 EQ ENGINEER CHRIS BROWN

E. A. DATE 12/22/86  
 DIR CLOSE 04/25/92  
 DIR DELIVER 07/10/92  
 NAL FCST 06/15/91  
 CCS FCST 08/15/91  
 ENTITY CUT 11/01/86  
 ENTITY TERM 01/01/99  
 LATEST NAL 45875  
 SWITCH HOST  
 ENTITY: CHART:  
 STRTFLMADSO 35.0

YEAR	1990	1991	1992	1993	1994	1995	1996	1997	1998
NAL	42474 (A)	44710 (A)	46568 (F)	48596 (F)	50562 (F)	53106 (F)	55599 (F)	58585 (F)	61979 (F)
LINES	42474	44710	46568	48596	50562	53106	55599	58585	61979
CCS/NAL	2.33	2.31	2.32	2.34	2.37	2.40	2.44	2.50	2.29
CCS STATUS	A	A							
NAL/LN RATIO	1.00000	1.00000	1.00000	1.00000	1.00000	1.00000	1.00000	1.00000	1.00000
SVC.									
DTS									
IML									
%IFFM									
JOBNUM									
RDYSD									
REQSD									
SHIP									
PEA0835							05/26/91	12/09/90	07/14/90
PEA2730							08/25/91	07/26/91	02/19/91
PEA4283							10/16/92	10/18/92	06/06/92
PEA5956							11/13/94	11/13/94	08/20/94
STRT-1							05/21/96	05/21/96	02/26/96



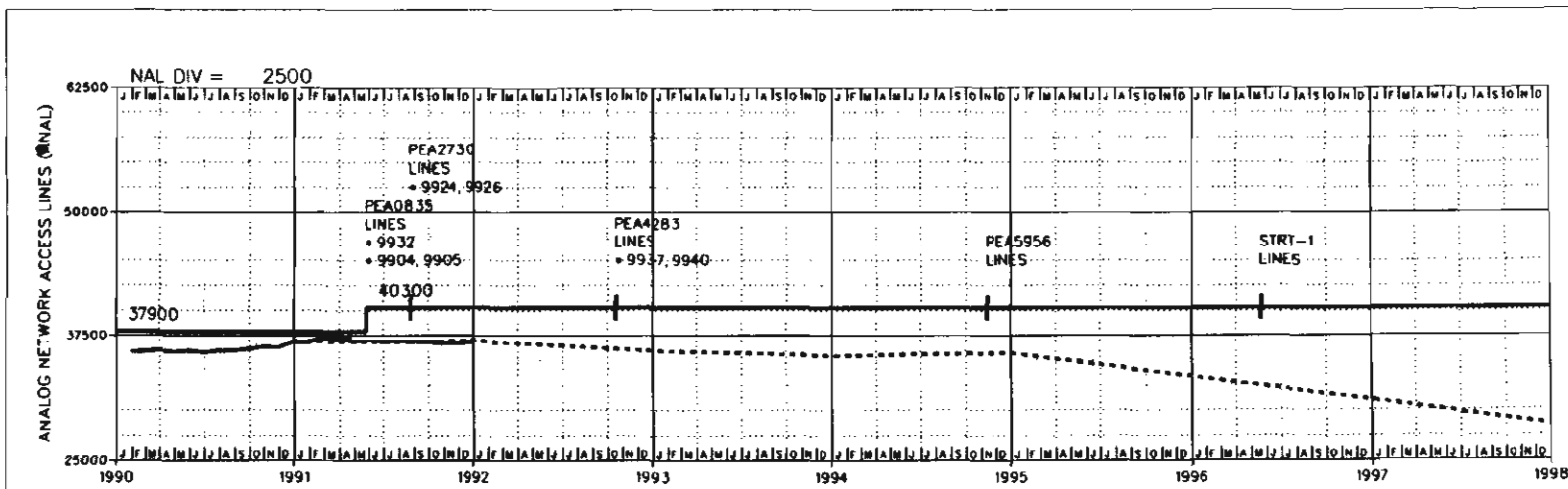
REPORT: PARTB  
 PAGE: 1 OF 1  
 BUILDING: STUART MAIN  
 ENT CUT: 11/01/86

ENTITY: STRTFLMAOSD  
 ENT TERM: 01/01/99

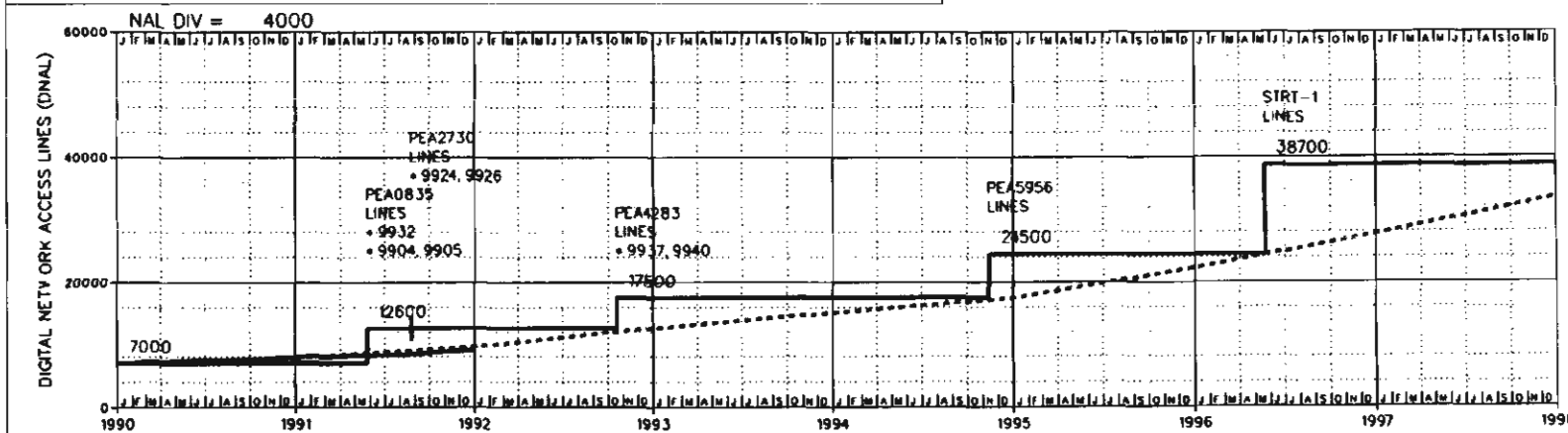
LSDF SYSTEM  
 GRAPHIC PART 8 VERSION 1.00  
 DATABASE: LIVE

DATE: 01/14/92  
 TIME: 19:01:07  
 CHART NO.: 35.0  
 EQ TYPE: SES

	PEA0835	PEA2730	PEA4283	PEA5956	STRT-1
JOB/AOJ/AT	PEA0835	PEA2730	PEA4283	PEA5956	STRT-1
EVENT-NUM	EVT1	EVT1	EVT1	EVT1	EVT1
EVENT-DATE	05/26/91	08/25/91	10/18/92	11/13/94	05/21/96
ROYSD/TOATE	05/26/91	08/25/91	10/18/92	11/13/94	05/21/96
REQSD	12/09/90	07/28/91	10/18/92	11/13/94	05/21/96
CAP EXH.	##/##/##	##/##/##	##/##/##	##/##/##	##/##/##
SHIP DATE	07/14/90	02/19/91	06/06/92	08/20/94	02/26/96
JOB DESC.	GA	TRK	GA	GA	GA
NAL TRANS					
TRANS ENT					
LSE1	TO	TO	TO	TO	TO
NAL CAP SE	2500 78500	78500	9300 87800	17000 104800	31300 136100
TC	-2100 80900	80900	15900 96800	9500 106300	21000 127300
LNS	8000 52900	52900	4900 57800	7000 64800	14200 79000
NOS	4200 54700	54700	8500 63200	8500 71700	8500 80200
ML	8000 52900	52900	4900 57800	7000 64800	14200 79000
CNTRX CAP		400			
INST. NOS	10000 90000	90000	10000 100000	10000 110000	10000 120000
UAV ASSGN	5000 25600	25600	25600	25600	25600
%FNOS	85.00	85.00	85.00	85.00	85.00
INST. LNS	8768 65664	65664	4032 69696	9792 79488	17856 97344
UAV ASSGN	54 787	787	787	787	787
%TOTAL FILL	81.54	81.54	83.88	81.81	81.80
LNCAP IN LNS	8000 52900	52900	4900 57800	7000 64800	14200 79000
SIZING DATE	03/01/90	03/17/90	03/05/91	07/05/94	07/05/91
NOO DUE	09/16/89	04/07/90	08/31/91	10/23/93	05/01/95
TELCO DUE	12/16/89	07/28/90	12/14/91	02/19/94	08/28/95
TURNOVER	05/26/91	08/25/91	10/18/92	11/13/94	05/21/96
GENERIC SVC	10/01/90		10/02/92		
GENERIC	SES.1	SE6	SE7	SE7	SE7
CONC RATIO	8:1	8:1	8:1	8:1	8:1
ENG LSF		3.25	2.30	2.30	2.30
ENG CCS/NAL					
DESIGN BS					
MRAJ	16.79	15.64	24.84	18.23	0.00
PROCESSOR	-13800 122000	12200 134200	-4200 130000	130000	130000
CAP TRUNK	8 151	16 167	32 199	48 247	32 279
OGTL TK UNIT	1	2	1	6	4
LLN/LI/SM/NM	3 25	1 26	2 28	4 32	5 37
LSR/LTS/##					
LSH/##/L32					
TSC/##/TSS/NP	24 195	6 201	24 225	35 260	43 303
TLN/##/L64					
TOT FRS/SHL S		0	5	4	5
REUSE FR/SHL 0		0	0	0	0
GROSS ADDNS	1228	70	492	632	1786
EXT JOB QESC	1SON SM/07-2	RACF/TCHSTR2			
%CTOIP	6.50	6.50	6.50	6.50	6.50
JOB CAT.	A	T	A	A	A



YEAR	1990	1991	1992	1993	1994	1995	1996	1997	1998
NAL	35488(A)	36841(A)	36961(F)	35950(F)	35458(F)	35707(F)	33359(F)	30997(F)	28536(F)
ANLG LNS	35488	36841	36961	35950	35458	35707	33359	30997	28536
CCS/NAL	2.44	2.38	2.39	2.40	2.41	2.42	2.43	2.44	2.60
CCS ACTUAL	A	A							
NAL/LN RATIO	1.00000	1.00000	1.00000	1.00000	1.00000	1.00000	1.00000	1.00000	1.00000



YEAR	1990	1991	1992	1993	1994	1995	1996	1997	1998
NAL	6986(A)	7869(A)	9607(F)	12646(F)	15104(F)	17399(F)	22240(F)	27588(F)	33443(F)
DNAL	178	196	206	216	226	236	246	256	202
CCS ACTUAL	A	A							
SLC SYS	104	120	150	190	222	239	305	374	449
URBAN SYS	0	0							
NAL/LN RATIO	1.00000	1.00000	1.00000	1.00000	1.00000	1.00000	1.00000	1.00000	1.00000

NOTES:  
 9904 CCS7 TRUNK SIGNALING  
 9905 TOUCHSTAR PHASE I  
 9924 TOUCHSTAR PHASE II  
 9926 CCS ACCESS CAPABILITY  
 9932 100% AMA RECORDING  
 9937 CARRIER IDENT. CODE (CIC) EXPAN. (FG B)  
 9940 CALL FWD-DONT-ANSWER AFTER CALL WAITING

REASON FOR REISSUE:  
 2988 300 W 3RD STREET  
 STUART

DATE OF ISSUE: 01/14/92  
 EXCHANGE: STUART-JENSON BH  
 DATABASE: LIVE  
 EO TYPE: SES  
 ANALOG

BUILDING: STUART MAIN  
 SWITCH HOST  
 FCST DATE: 06/15/91  
 LATEST ANAL: 36804  
 CONTACT: ABHOKSTAD  
 CONTACT NO.: MLHULL  
 EQUIP ENGR: CHRIS BROWN

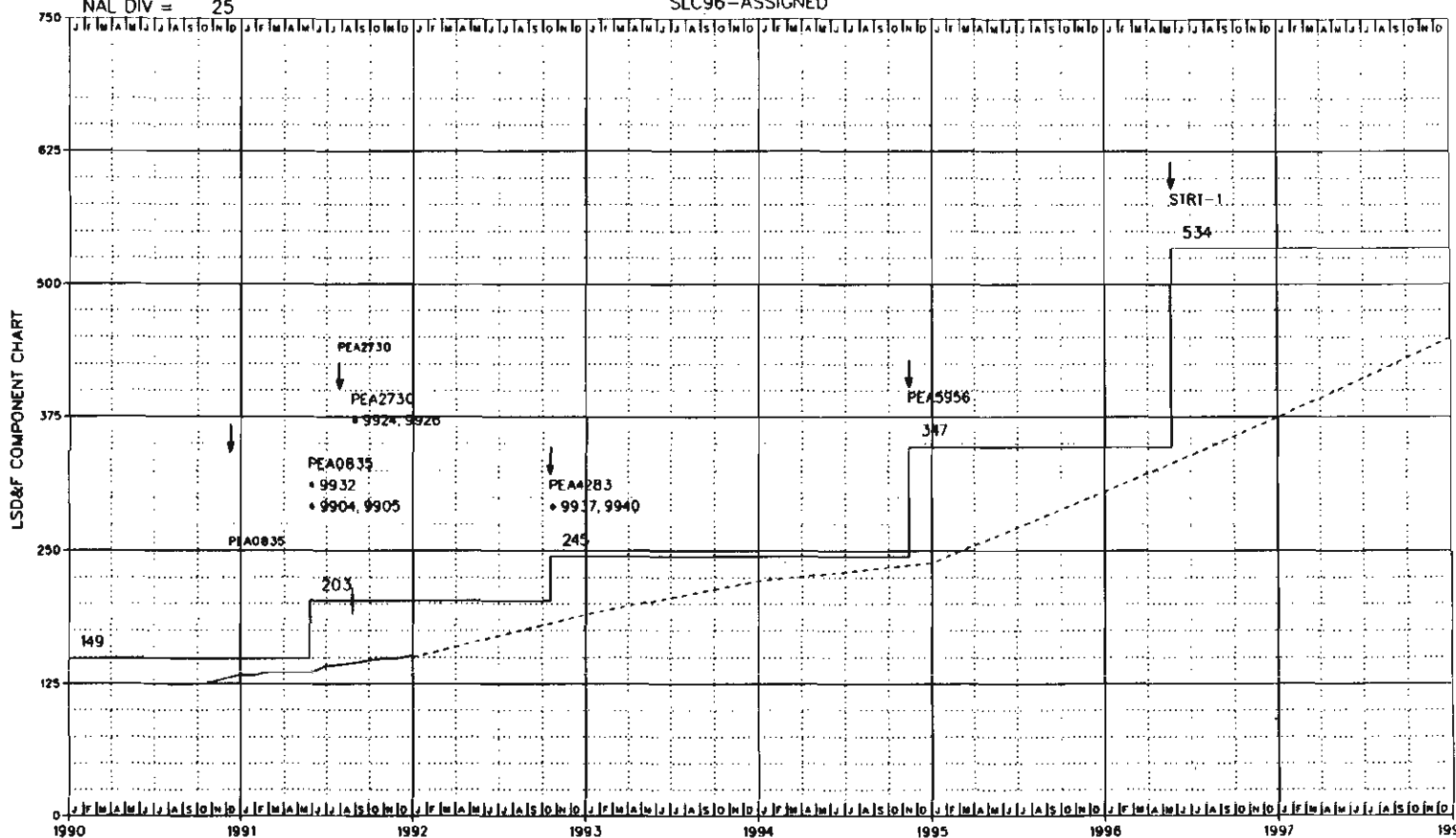
DIGITAL  
 DLFCST DATE: 06/12/91  
 LATEST DNAL: 9071  
 LATEST SLC: 144  
 LATEST URBN: 0  
 LATEST D112: 0

ENTITY: STRTFLMADSO  
 CHART: 35.0



NAL DIV = 25

SLC96-ASSIGNED



NOTES:  
 9904 CCS7 TRUNK SIGNALING  
 9905 TOUCHSTAR PHASE I  
 9924 TOUCHSTAR PHASE II  
 9926 CCS ACCESS CAPABILITY  
 9932 100% AMA RECORDING  
 9937 CARRIER IDENT. CODE (CIC) EXPAN. (FC B)  
 9940 CALL FWD-DONT-ANSWER AFTER CALL WAITING

REASON FOR REISSUE:  
 2988 300 W 3RD STREET  
 STUART

DATE OF ISSUE: 01/14/92  
 EXCHANGE: STUART-JENSON BH  
 DATABASE: LIVE  
 EQ TYPE: 5ES  
 NXX 220 221 223 283 284S  
 285S 288 287 288 590S 692

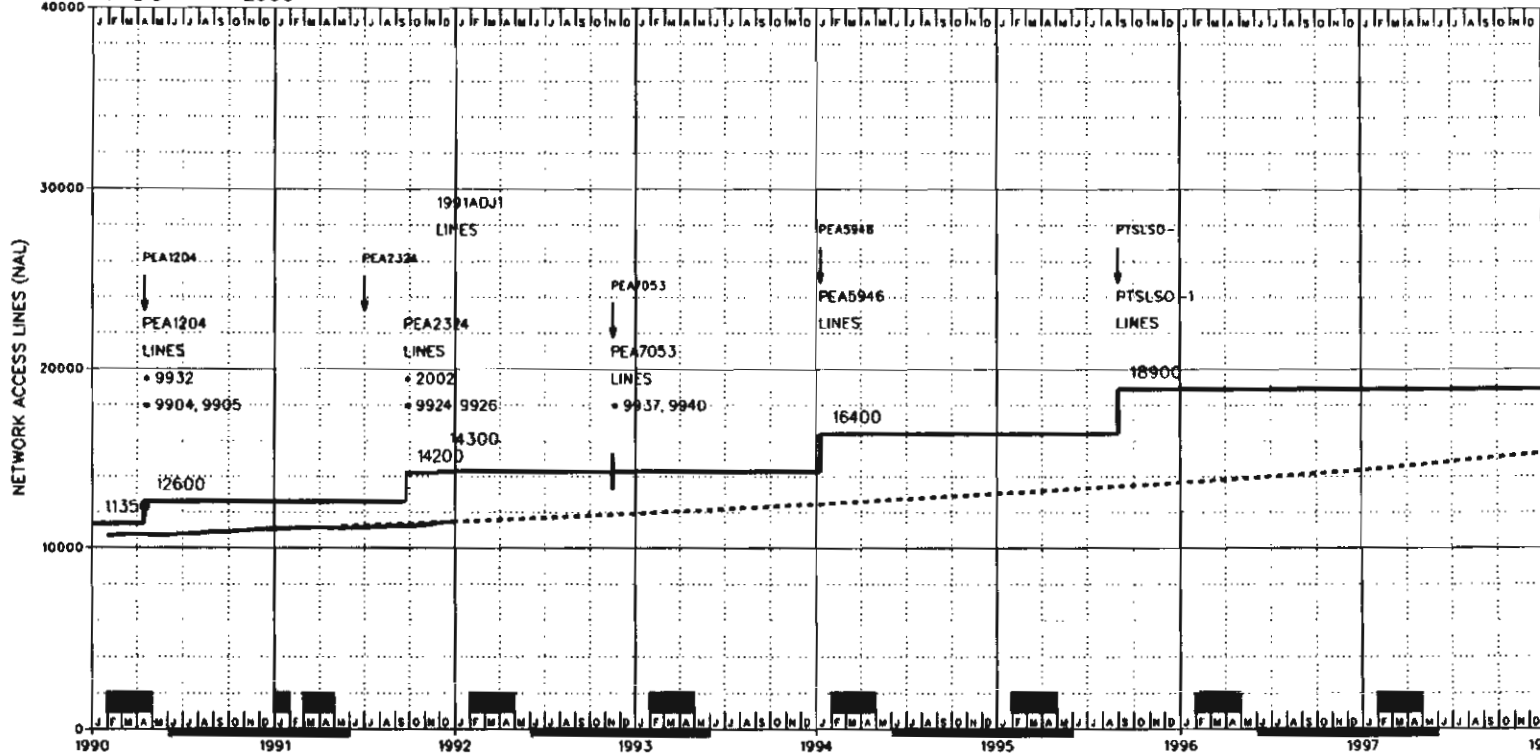
BUILDING: STIRFLMA STATE: FL  
 LATA: SOET/480  
 COMPANY: SBEL AREA SBFX  
 DIVISION: NORT DISTRICT: INRV  
 EXHAUST: 12/3/99  
 CONTACT: ABHOKSTAD  
 NUMBER: MLHULL

YEAR	1990	1991	1992	1993	1994	1995	1996	1997
DEMAND/GAIN	104 (A) 29	133 (A) 17	150 (F) 40	190 (F) 32	222 (F) 17	239 (F) 66	305 (F) 69	374 (F) 75
SLC MODE 1C	0	34	42	43	43	43	44	45
SLC MODE 1F	0	45	48	76	86	96	140	186
SLC MODE 2C	0	51	54	59	62	65	74	84
SLC MODE 2F	0	3	6	12	31	35	47	59

ENTITY: STIRFLMADSO CHART: 35.0



NAL DIV = 2000



NOTES:  
 2002 RACF  
 9904 CCS7 TRUNK SIGNALING  
 9905 TOUCHSTAR PHASE I  
 9924 TOUCHSTAR PHASE II  
 9926 CCS ACCESS CAPABILITY  
 9932 100% AMA RECORDING  
 9937 CARRIER IDENT. CODE (CIC) EXPAN. (FG B)  
 9940 CALL FWD-DONT-ANSWER AFTER CALL WAITING

REASON FOR REISSUE:  
 2989 2002 SE PT ST LUCIE  
 BLVD PT ST LUCIE

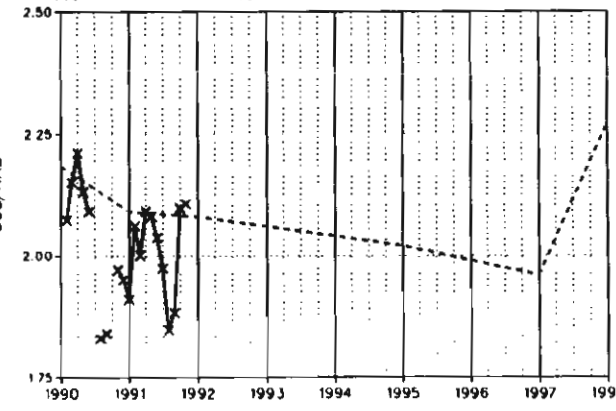
DATE OF ISSUE: 01/14/92  
 EXCHANGE: SOUTH PORT ST LU  
 DATABASE: LIVE  
 EQ TYPE: 5ES  
 NXX: 335 337 398

BUILDING: PLSLSO STATE: FL  
 LATA: SOET/460  
 COMPANY: SBEL AREA: SBFX  
 DIVISION: NORT DISTRICT: INRV  
 EXHAUST: 12/31/99  
 CONTACT: ABHOKSTAD  
 NUMBER: NSGRUNDIG  
 EQ ENGINEER

E. A. DATE 12/09/85  
 DIR CLOSE 04/25/92  
 DIR DELIVER 07/12/92  
 NAL FCST 06/15/91  
 CCS FCST 08/15/91  
 ENTITY CUT 09/25/83  
 ENTITY TERM 01/01/99  
 LATEST NAL 11466  
 SWITCH HOST  
 ENTITY:

PTSLFSOCCG0 36.0

YEAR	1990	1991	1992	1993	1994	1995	1996	1997	1998
NAL	10536 (A)	11052 (A)	11453 (F)	11928 (F)	12459 (F)	13057 (F)	13667 (F)	14367 (F)	15322 (F)
LINES	10536	11052	11453	11928	12459	13057	13667	14367	15322
CCS/NAL	2.18	2.09	2.08	2.08	2.04	2.02	1.99	1.96	2.27
CCS STATUS	A	A							
NAL/LN RATIO	1.00000	1.00000	1.00000	1.00000	1.00000	1.00000	1.00000	1.00000	1.00000
SVC	1990	1991	1992	JOBNUM ROYSD REQSD SHIP					
DTS	001 002 003 004 005 006 007 008 009 010 011 012 013 014 015 016 017 018 019 020 021 022 023 024 025 026 027 028 029 030 031 032 033 034 035 036 037 038 039 040 041 042 043 044 045 046 047 048 049 050 051 052 053 054 055 056 057 058 059 060 061 062 063 064 065 066 067 068 069 070 071 072 073 074 075 076 077 078 079 080 081 082 083 084 085 086 087 088 089 090 091 092 093 094 095 096 097 098 099 100 101 102 103 104 105 106 107 108 109 110 111 112 113 114 115 116 117 118 119 120 121 122 123 124 125 126 127 128 129 130 131 132 133 134 135 136 137 138 139 140 141 142 143 144 145 146 147 148 149 150 151 152 153 154 155 156 157 158 159 160 161 162 163 164 165 166 167 168 169 170 171 172 173 174 175 176 177 178 179 180 181 182 183 184 185 186 187 188 189 190 191 192 193 194 195 196 197 198 199 200	001 002 003 004 005 006 007 008 009 010 011 012 013 014 015 016 017 018 019 020 021 022 023 024 025 026 027 028 029 030 031 032 033 034 035 036 037 038 039 040 041 042 043 044 045 046 047 048 049 050 051 052 053 054 055 056 057 058 059 060 061 062 063 064 065 066 067 068 069 070 071 072 073 074 075 076 077 078 079 080 081 082 083 084 085 086 087 088 089 090 091 092 093 094 095 096 097 098 099 100 101 102 103 104 105 106 107 108 109 110 111 112 113 114 115 116 117 118 119 120 121 122 123 124 125 126 127 128 129 130 131 132 133 134 135 136 137 138 139 140 141 142 143 144 145 146 147 148 149 150 151 152 153 154 155 156 157 158 159 160 161 162 163 164 165 166 167 168 169 170 171 172 173 174 175 176 177 178 179 180 181 182 183 184 185 186 187 188 189 190 191 192 193 194 195 196 197 198 199 200	001 002 003 004 005 006 007 008 009 010 011 012 013 014 015 016 017 018 019 020 021 022 023 024 025 026 027 028 029 030 031 032 033 034 035 036 037 038 039 040 041 042 043 044 045 046 047 048 049 050 051 052 053 054 055 056 057 058 059 060 061 062 063 064 065 066 067 068 069 070 071 072 073 074 075 076 077 078 079 080 081 082 083 084 085 086 087 088 089 090 091 092 093 094 095 096 097 098 099 100 101 102 103 104 105 106 107 108 109 110 111 112 113 114 115 116 117 118 119 120 121 122 123 124 125 126 127 128 129 130 131 132 133 134 135 136 137 138 139 140 141 142 143 144 145 146 147 148 149 150 151 152 153 154 155 156 157 158 159 160 161 162 163 164 165 166 167 168 169 170 171 172 173 174 175 176 177 178 179 180 181 182 183 184 185 186 187 188 189 190 191 192 193 194 195 196 197 198 199 200	PEA1204 04/15/90 04/15/90 02/17/90	PEA2324 09/22/91 08/30/91 05/11/91	PEA7053 11/15/92 11/15/92 08/22/92	PEA5946 01/09/94 01/09/94 10/23/93	PLSLSO-1 09/01/95 09/01/95 06/17/95	
%IFFM									



REPORT: PART B

PAGE: 1 OF 1

BUILDING: PTSL SOUTH PTSL  
ENT CUT: 09/25/83

ENTITY: PTSLFLSOCCO  
ENT TERM: 01/01/99

LSOF SYSTEM  
GRAPHIC PART B VERSION 1.00  
OATABSE: LIVE

DATE: 01/14/92  
TIME: 19:01:07  
CHART NO.: 36.0  
EQ TYPE: SES

JOB/ADJ/AT	PER1204	PER2324	1991AOJ1	PER7053	PER5946	PTSLSO-1
EVENT-NUM	EVT1	EVT1	EVT1	EVT1	EVT1	EVT1
EVENT-DATE	04/15/90	09/22/91	11/27/91	11/15/92	01/09/94	09/01/95
ROYSO/TOATE	04/15/90	09/22/91	11/27/91	11/15/92	01/09/94	09/01/95
REQSO	04/15/90	06/30/91	###/###/##	11/15/92	01/09/94	09/01/95
CAP EXH.	##/##/##	##/##/##	##/##/##	##/##/##	##/##/##	##/##/##
SHIP DATE	02/17/90	05/11/91	##/##/##	08/22/92	10/23/93	06/17/95
JOB OESC.	GA	GA	CTOIP	GENERIC	GA	GA
NAL TRANS						
TRANS ENT						
LSEI	NTW	NTW	NTW	NTW	NTW	NTW
NAL CAP SE	3500 26500	4100 30600	30600	30600 30600	1300 31900	4300 36200
TC	3500 26500	4100 30600		30600 30600	3000 33600	4900 38500
LNS	1250 12600	1600 14200	100 14300	14300 14300	2100 16400	2500 18900
NOS		8500 21700		21700 21700		21700 21700
ML	1250 12600	1600 14200	100 14300	14300 14300	2100 16400	2500 18900
CNTRX CAP		0	0	0		
INST. NOS	20000	10000 30000	30000	30000	30000	30000
UAV ASSGN	4496	4496	4496	4496	4496	4496
%FNOS	85.00	85.00	85.00	85.00	85.00	85.00
INST. LNS	1536 15104	2304 17408	17408	17408	2880 20288	2880 23168
UAV ASSGN	23 288	288	388	388	388	388
%TOTAL FILL	85.03	82.93	84.28	84.28	82.64	83.15
LNCAP IN LNS	1250 12600	1600 14200	100 14300	14300	2100 16400	2500 18900
SIZING DATE	02/15/89	02/28/90		11/27/91	03/08/91	03/06/91
NDD DUE	04/22/89	08/25/90		02/08/92	12/26/92	11/14/94
TELCO DUE	08/19/89	12/22/90		04/18/92	04/24/93	03/03/95
TURNOVER	06/24/90	09/22/91		11/15/92	03/20/94	09/01/95
GENERIC SVC					12/24/93	
GENERIC	SE5	SE6	SE6	SE7	SE9	SE10
CONC RATIO	8:1	8:1	8:1	8:1	8:1	8:1
ENG LSF						
ENG CCS/NAL	2.06	2.06	2.06	2.06	2.07	2.07
DESIGN BS						
MRAJ	14.49	27.60	0.00	0.00	19.71	0.00
PROCESSOR	133400	133400	133400	133400	133400	133400
CAP TRUNK	67	75	75	75	83	91
OCTL TK UNIT	2	1	0	0	1	0
LLN/LT/SM/NM	2	1	10	10	1	12
LSR/LTS/##					11	
LSH/##/L32		0	0	0		
TSC/##/TSS/NP	12 67	9 76	76	76	8 84	8 92
TLN/##/L64		0	0	0		
TOT FRS/SHL	2	5	0	0	4	4
REUSE FR/SHL		0	0	0	0	0
CROSS ADDS	629	457	0	0	401	288
EXT JOB OESC	TRK SIG/ISON	RACF/TCHSTRI	REVISE WKSHT	GEN.FEATURES	GROWTH	GROWTH
%CTOIP	7.90	9.77	7.90	7.90	7.90	7.90

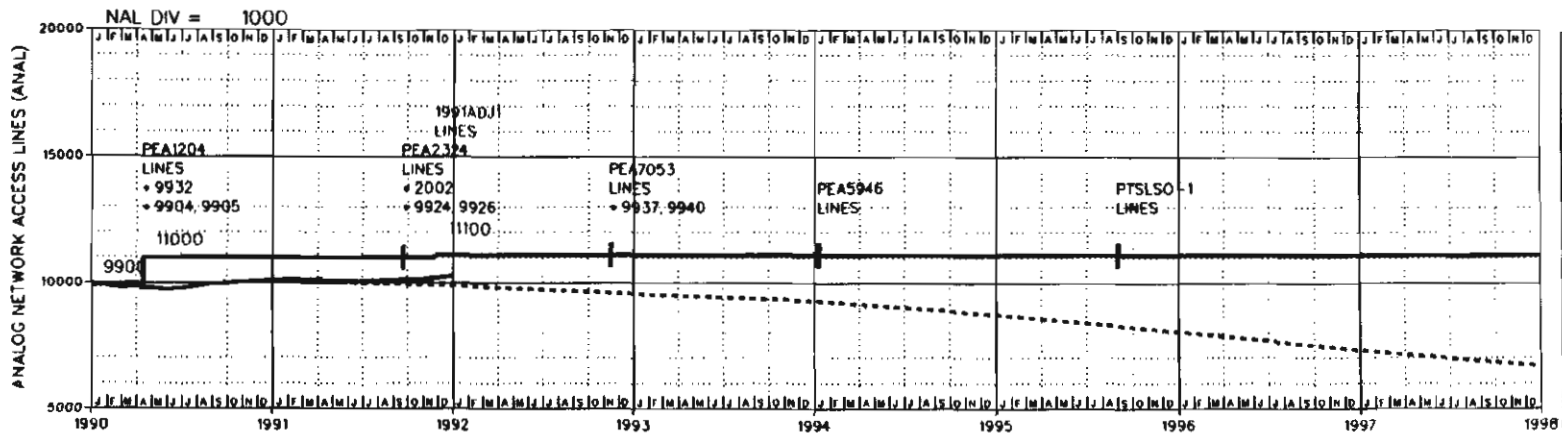
JOB CAT. A

A

G

A

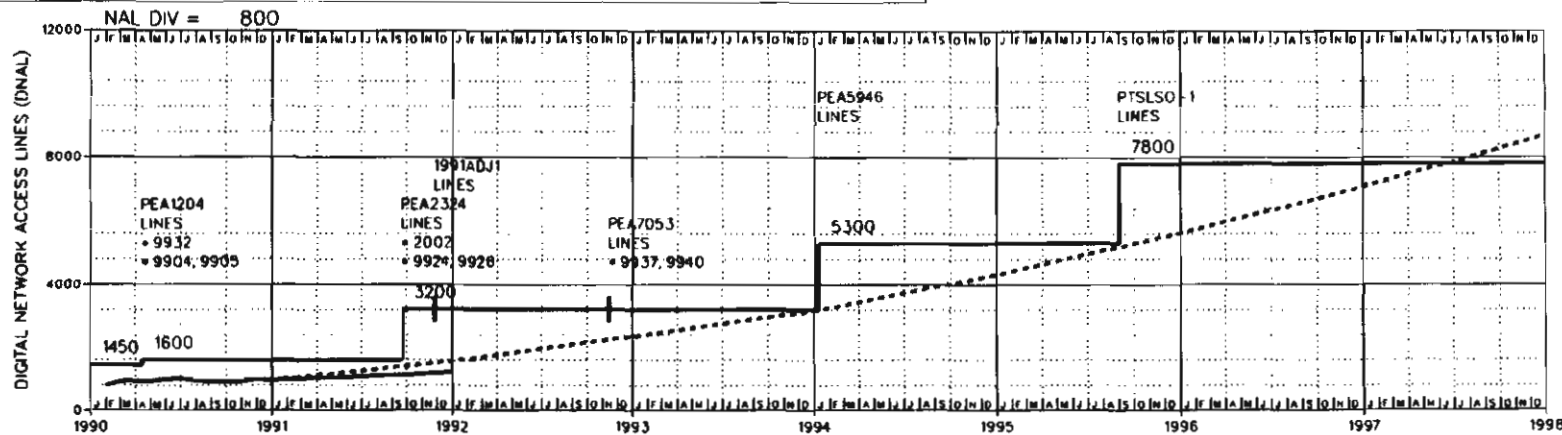
A



NOTES:  
 2002 RACF  
 9904 CCS7 TRUNK SIGNALING  
 9905 TOUCHSTAR PHASE I  
 9924 TOUCHSTAR PHASE II  
 9926 CCS ACCESS CAPABILITY  
 9932 100% AMA RECORDING  
 9937 CARRIER IDENT. CODE (CIC) EXPAN. (FG B)  
 9940 CALL FWD-DONT-ANSWER AFTER CALL WAITING

REASON FOR REISSUE:  
 2989 2002 SE PT ST LUCIE  
 BLVD PT ST LUCIE

YEAR	1990	1991	1992	1993	1994	1995	1996	1997	1998
NAL	9698 (A)	10087 (A)	9892 (F)	9572 (F)	9298 (F)	8739 (F)	8044 (F)	7298 (F)	6666 (F)
ANLG LNS	9698	10087	9892	9572	9298	8739	8044	7298	6666
CCS/NAL	2.20	2.13	2.14	2.15	2.16	2.17	2.18	2.19	2.47
CCS ACTUAL	A	A							
NAL/LN RATIO	1.00000	1.00000	1.00000	1.00000	1.00000	1.00000	1.00000	1.00000	1.00000



DATE OF ISSUE: 01/14/92  
 EXCHANGE: SOUTH PORT ST LU  
 DATABASE: LWF  
 EO TYPE: 5ES  
 ANALOG

BUILDING SWITCH HOST: PTSL SOUTH PTSL  
 FCST DATE: 06/15/91  
 LATEST ANAL: 10259  
 CONTACT: ABHOKSTAD  
 CONTACT NO.: NSGRUNDIG  
 EQUIP ENGR:

DIGITAL  
 DLFCST DATE: 07/01/91  
 LATEST DNAL: 1207  
 LATEST SLC: 30  
 LATEST URBN: 0  
 LATEST D112: 0

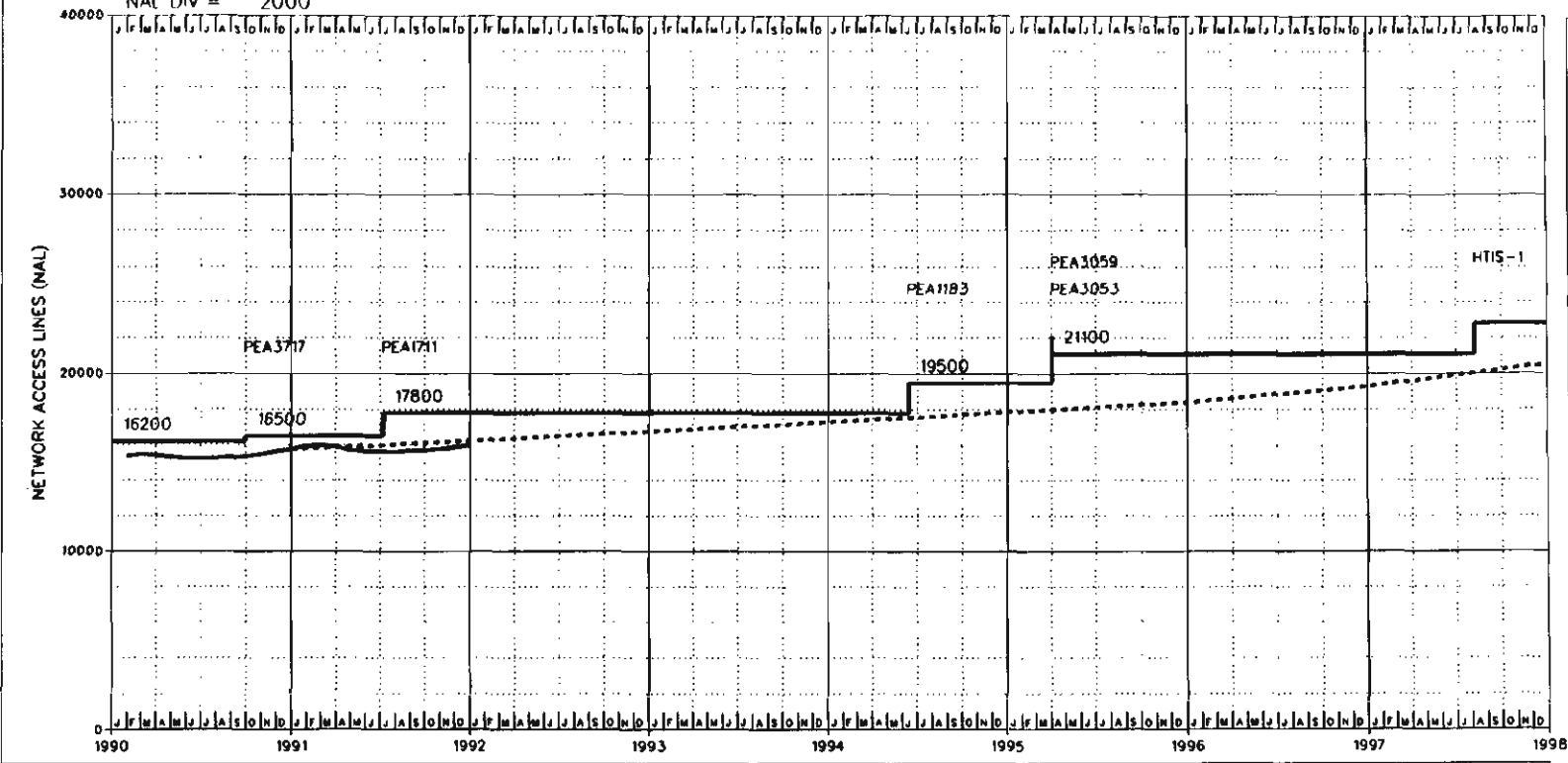
YEAR	1990	1991	1992	1993	1994	1995	1996	1997	1998
NAL	838 (A)	965 (A)	1561 (F)	2356 (F)	3161 (F)	4318 (F)	5623 (F)	7069 (F)	8656 (F)
DGIL CCS/NAL	1.99	1.67	1.68	1.69	1.70	1.71	1.72	1.73	2.15
CCS ACTUAL	A	A							
SLC SYS	13	16	27	40	46	63	82	102	124
URBAN SYS	0								
NAL/LN RATIO	1.00000	1.00000	1.00000	1.00000	1.00000	1.00000	1.00000	1.00000	1.00000

ENTITY: PTSLFLSOCGO  
 CHART: 36.0





NAL DIV = 2000



NOTES:

REASON FOR REISSUE:

DATE OF ISSUE: 01/14/92  
 EXCHANGE: S PTSL-JB  
 DATABASE: LIVE

BUILDING: HTISFLMA STATE: FL  
 LATA: SOET/460  
 COMPANY: SBEL AREA: SBFX  
 DIVISION: NORT DISTRICT: INRV  
 EXHAUST: 12/31/99

YEAR	1990		1991		1992		1993		1994		1995		1996		1997	
NAL GAIN	15103	650	15753	485	16238	520	16758	545	17303	549	17852	550	18402	895	19297	1225
NAL/LN RATIO																

BUILDING: HTISFLMA CHART: 37.0

NOTES:  
9935 1+ COIN EQUAL ACCESS

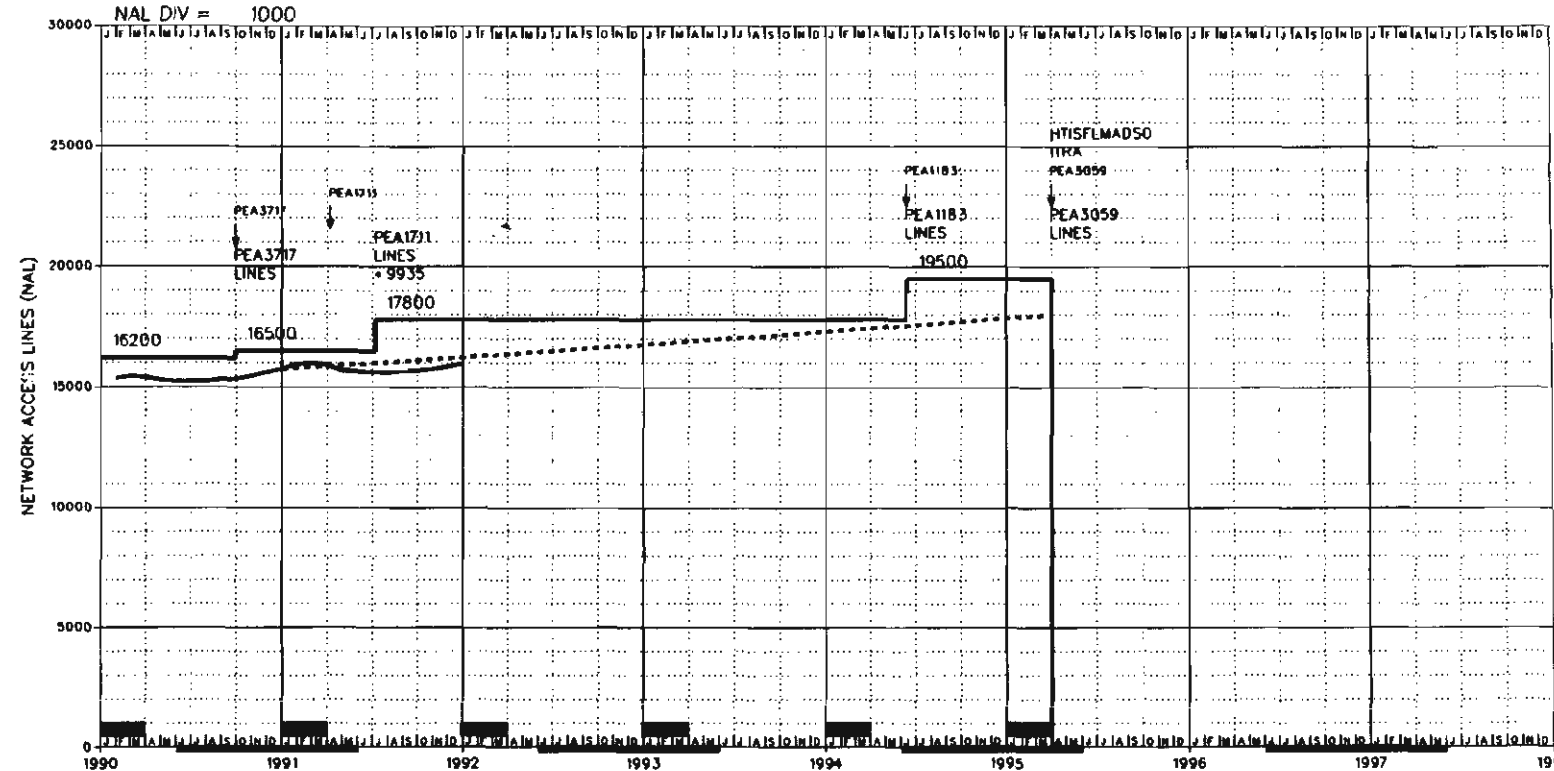
REASON FOR REISSUE:  
2990 10990 S AIA  
JENSEN BCH

DATE OF ISSUE: 01/14/92  
EXCHANGE: S. PTSL-JB  
DATABASE: LIVE  
EO TYPE: 2BES  
NXX:  
225 229 334

BUILDING: HTISFLMA STATE: FL  
LATA: SOET/460  
COMPANY: SBEL AREA: SBFX  
DIVISION: NORT DISTRICT: INRV  
EXHAUST: 12/31/99  
CONTACT: ABHOKSTAD  
NUMBER DJCHONJ  
EQ ENGINEER

E. A. DATE 08/25/86  
DIR CLOSE 04/25/92  
DIR DELIVER 07/10/92  
NAL FCST 06/15/91  
CCS FCST 08/05/85  
ENTITY CUT 05/06/79  
ENTITY TERM 04/02/95  
LATEST NAL SWITCH HOST 15963  
ENTITY: CHART:

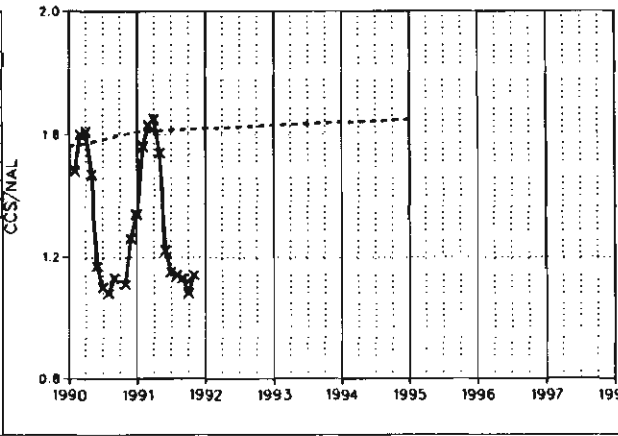
HTISFLMA22E 37.1



YEAR	1990	1991	1992	1993	1994	1995	1996	1997	1998											
NAL	15103 (A)	15753 (A)	16238 (F)	16758 (F)	17303 (F)	17852 (F)														
LINES	15103	15753	16238	16758	17303	17852														
CCS/NAL	1.56	1.61	1.62	1.63	1.64	1.65														
CCS STATUS		A																		
NAL/LN RATIO	1.00000	1.00000	1.00000	1.00000	1.00000	1.00000														
SVC.	1990		1991			1992														
DTS	0.00	0.00	0.00	0.00	0.00	0.00	0.00	0.00	0.00	0.00	0.00	0.00	0.00	0.00	0.00	0.00	0.00	0.00	0.00	
IML	0.50	0.50	0.50	0.50	0.50	0.50	0.50	0.50	0.50	0.50	0.50	0.50	0.50	0.50	0.50	0.50	0.50	0.50	0.50	0.50
%IFFM																				

JOBNUM	ROYSD	REOSD	SHIP
PEA3717	08/30/90	09/30/90	07/14/90
PEA1711	07/07/91	04/07/91	03/02/91
PEA1183	08/13/94	06/13/94	01/30/94
PEA3059	04/02/95	04/02/95	04/02/95



REPORT: PARTB

PAGE: 1 OF 1

BUILDING: HUTCHINSON 15. MAQNTITY: HTISFLMA22E  
ENT CUT: 05/06/79 ENT TERM: 04/02/95

LSOF SYSTEM  
GRAPHIC PART B VERSION 1.00  
DATABASE: LIVE

DATE: 01/14/92  
TIME: 19:01:07  
CHART NO.: 37.1  
EQ TYPE: 28ES

JOB/ADJ/AT	PEA3717	PEA1711	PEA1183	1992AT1	PEA3059
EVENT-NUM	EVT1	EVT1	EVT1		EVT1
EVENT-DATE	09/30/90	07/07/91	06/13/94	04/02/95	04/02/95
RDYSD/TOATE	09/30/90	07/07/91	06/13/94	04/02/95	04/02/95
REQSD	09/30/90	04/07/91	06/13/94	##/##/##	04/02/95
CAP EXH.	##/##/##	##/##/##	##/##/##	##/##/##	##/##/##
SHIP DATE	07/14/90	03/02/91	01/30/94		04/02/95
JOB DESC.	TK5	GA	GA	ITRA	DISP
NAL TRANS				-18000	
TRANS ENT				HTISFLMADSO	
LSEI	COR	COR	COR		NTW
NAL CAP SE					-25700 0
TC	18700	3500 22200	3500 25700		-28500 0
LNS	300 16500	2400 28700	-200 28500		-19500 0
NOS	1400 22800	1300 17800	1700 19500		-22800 0
ML	300 16500	1300 17800	1700 19500		-19500 0
CNTRX CAP					0
INST. NOS	30000	30000	30000		-30000 0
UAV ASSGN	-1615 3179	-60 3119	85.00 3119		-3119 0
%FNOS	85.00	85.00	85.00		
INST. LNS	20480	2048 22528	2048 24576		-24576 0
UAV ASSGN	2109	211 2320	211 2531		-2531 0
%TOTAL FILL	89.82	88.42	88.50		
LNCAP IN LNS	300 16500	1300 17800	1700 19500		-19500 0
SIZING DATE	10/14/89	02/05/90	06/07/91		09/24/90
NDO DUE	11/04/89	03/24/90	03/08/93		10/15/94
TELCO DUE	01/13/90	07/21/90	07/04/93		01/21/95
TURNOVER	09/30/90	07/07/91	06/13/94		04/02/95
GENERIC SVC					
GENERIC	2BE4	2BE4.06	2BE4.06		
CNC RATIO	4:1	4:1	4:1		
ENG LSF					
ENG CCS/NAL	1.49	1.58	1.60		
DESIGN BS					
MRAJ	0.00	35.22	9.63		0.00 0
PROCESSOR	33400	33400	33400		-33400 0
CAP TRUNK					0
OGTL TK UNIT					
LLN/LT/SH/NM	10	1 11	1 12		
LSR/LTS/##	40	4 44	4 48		
LSH/##/L32					
TSC/##/TSS/NP	40	-40 0	0		
TLN/##/L64					
TOT FRS/SHL	0	3	2		0
REUSE FR/SHL	0	3	2		
GROSS ADDNS	25	298	300		
EXT JOB DESC	64/TKS/PCF/A	162/TKS/2048			
%CTDIP	7.10	7.10	7.10		

JOB CAT. T A A 0



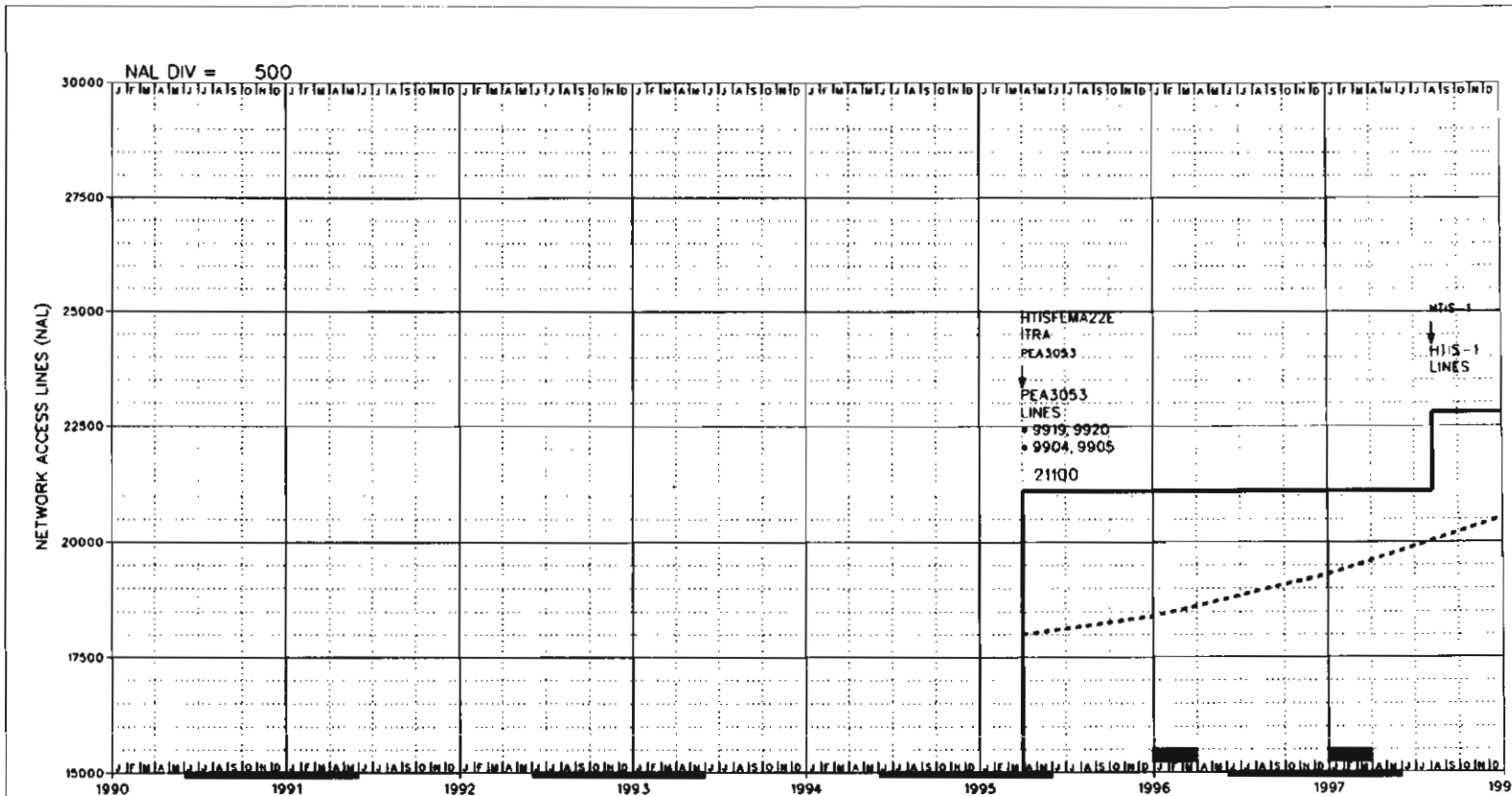
NOTES:  
 9904 CCS7 TRUNK SIGNALING  
 9905 TOUCHSTAR PHASE I  
 9919 CT/DIP FULL  
 IMPLEMENTATION  
 9920 SSP/800 LOCATION

REASON FOR REISSUE:  
 2990 10990 S ATA  
 JENSEN BCH

DATE OF ISSUE: 01/14/92  
 EXCHANGE: S PTSL-JB  
 DATABASE: LIVE  
 EQ TYPE: DGTL  
 NXX:  
 225F 229F 334

BUILDING: HTISFLMA STATE: FL  
 LATA: SOET/460  
 COMPANY: SBEL AREA: SBFX  
 DIVISION: NORT DISTRICT: INRV  
 EXHAUST: 12/31/99  
 CONTACT: A.HOKSTAD  
 NUMBER  
 EQ ENGINEER  
 E. A. DATE 08/07/94  
 DIR CLOSE 04/20/90  
 DIR DELIVER 07/10/90  
 NAL FCST 06/15/91  
 CCS FCST 08/15/91  
 ENTITY CUT 04/02/95  
 ENTITY TERM 01/01/99  
 LATEST NAL  
 SWITCH HOST  
 ENTITY:

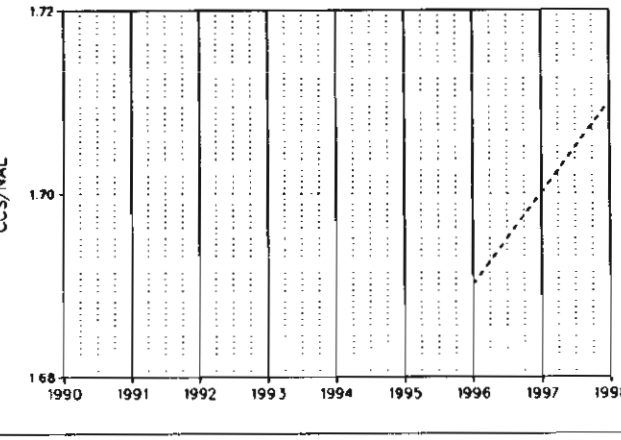
CHART:  
 HTISFLMADSO 37.2



YEAR	1990	1991	1992	1993	1994	1995	1996	1997	1998
NAL							18402 (F)	19297 (F)	20522 (F)
LINES							18402	19297	20522
CCS/NAL							1.69	1.70	1.71
CCS STATUS									
NAL/LN RATIO							1.00000	1.00000	1.00000

SVC.	1990	1991	1992	JOBNUM	RDYSD	REQSD	SHIP
DTS				PEA3053	04/02/95	04/02/95	11/26/94
HML				HTIS-1	08/08/97	08/08/97	05/22/97
%IFFM							



REPORT: PARTB

PAGE: 1 OF 1

BUILDING: HUTCHINSON IS. MAINTITY: HTISFLMA22E  
ENT CUT: 04/02/95 ENT TERM: 01/01/99

LSOF SYSTEM  
GRAPHIC PART B VERSION 1.00  
DATABASE: LIVE


DATE: 01/14/92  
TIME: 19:01:07  
CHART NO.: 37.2  
EQ TYPE: DCTL

JOB/ADJ/AT	1992AT1	PEA30S3	HTIS-1
EVENT-NUM		EVT1	EVT1
EVENT-DATE	04/02/95	04/02/95	08/08/97
ROYSO/TOATE	04/02/95	04/02/95	08/08/97
REQSO	**/**/**	04/02/95	08/08/97
CAP EXH.	**/**/**	**/**/**	**/**/**
SHIP DATE	**/**/**	11/26/94	05/22/97
JOB OESC.	ITRA	REPL	GA
NAL TRANS	18000		
TRANS ENT	HTISFLMA22E		
LSEI		NTW	NTW
NAL CAP SE		53400 53400	3600 57000
TC		53400 53400	3600 57000
LNS		21100 21100	1700 22800
NOS		22100 22100	3100 25200
ML		21100 21100	1700 22800
CNTRX CAP		35 35	35 35
INST. NOS		30000 30000	-3600 30000
UAY ASSGN		4000 4000	85.00 400
ZFNOS		85.00	85.00
INST. LNS		25068 25068	2452 27520
UAY ASSGN		372 372	16 388
%TOTAL FILL		84.34	83.99
LNCAP IN LNS		21100 21100	1700 22800
SIZING DATE		09/24/90	09/24/90
NOD OUE		01/29/94	07/25/96
TELCD OUE		05/28/94	11/21/96
TURNOVER		03/02/95	08/08/97
GENERIC SVC			
GENERIC			
CONC RATIO		10:1	10:1
ENG LSF			
ENG CCS/NAL		1.50	1.50
DESIGN BS			
MRAJ		28.22	0.00
PROCESSOR		100000 100000	8 100000
CAP TRUNK		64 64	0 72
DCTL TK UNIT		0	0
LLN/LT/SH/NM		0	0
LSR/LT5/=/			
LSH/=/L32			
ISC/=/TSS/NP		0	0
TLN/=/L64			
TOT FRS/SHL		35	2
REUSE FR/SHL			0
GROSS ADDNS		2200	200
EXT JOB OESC		150N	
%CTOIP		7.10	7.10

JOB CAT.

I

A




NOTES:  
 9904 CCS7 TRUNK SIGNALING  
 9905 TOUCHSTAR PHASE I  
 9919 CT/DIP FULL  
 IMPLEMENTATION  
 9920 SSP/800 LOCATION

YEAR	1990	1991	1992	1993	1994	1995	1996	1997	1998
NAL							14302 (F)	14797 (F)	15622 (F)
ANLG LNS							14302	14797	20522
CCS/NAL							1.69	1.70	1.71
CCS ACTUAL									
NAL/LN RATIO							1.00000	1.00000	0.76123

REASON FOR REISSUE:  
 2990 10990 S AIA  
 JENSEN BCH

DATE OF ISSUE: 01/14/92  
 EXCHANGE: S PTSL-JB  
 DATABASE: LIVE  
 EQ TYPE: DCTL  
 ANALOG

BUILDING HUTCHINSON IS. M  
 SWITCH HOST  
 FCST DATE 06/15/91  
 LATEST ANAL -9988998  
 CONTACT A.HOKSTAD  
 CONTACT NO.  
 EQUIP ENGR  
 DIGITAL  
 DLFCST DATE 07/01/91  
 LATEST DNAL -9988998  
 LATEST SLC -9988998  
 LATEST URBN -9988998  
 LATEST D112 -9988998



YEAR	1990	1991	1992	1993	1994	1995	1996	1997	1998
NAL							4100 (F)	4500 (F)	4900 (F)
DNAL							4100	4500	4900
CCS/NAL							1.69	1.70	1.71
CCS ACTUAL									
SLC SYS							61	67	73
URBAN SYS									
NAL/LN RATIO							1.00000	1.00000	

ENTITY: HTISFLMADSO CHART: 37.2

REPORT: PART B  
 PAGE: 1 OF 1  
 BUILDING: HUTCHINSON IS. MAINTITY: HTISFLMA050  
 ENT CUT: 04/02/95 ENT TERM: 01/01/99

LSOF SYSTEM  
 DIGITAL PART B VERSION 1.00  
 DATABASE: LIVE

DATE: 01/14/92  
 TIME: 19:01:07  
 CHART NO.: 37.2  
 EO TYPE: OGTL

JOB/ROJ/AT	1992AT1	PEA3053	HTIS-1
EVENT-NUM		EVT1	EVT1
EVENT-DATE	04/02/95	04/02/95	08/08/97
ROYSO/TOATE	04/02/95	04/02/95	08/08/97
REQSO	##/##/##	04/02/95	08/08/97
CAP EXH.	##/##/##	##/##/##	##/##/##
SHIP DATE	##/##/##	11/26/94	05/22/97
JOB DESC.	ITRA	REPL	GA
TRANS ENT	HTISFLMA22E		

ANALOG SECTION -----

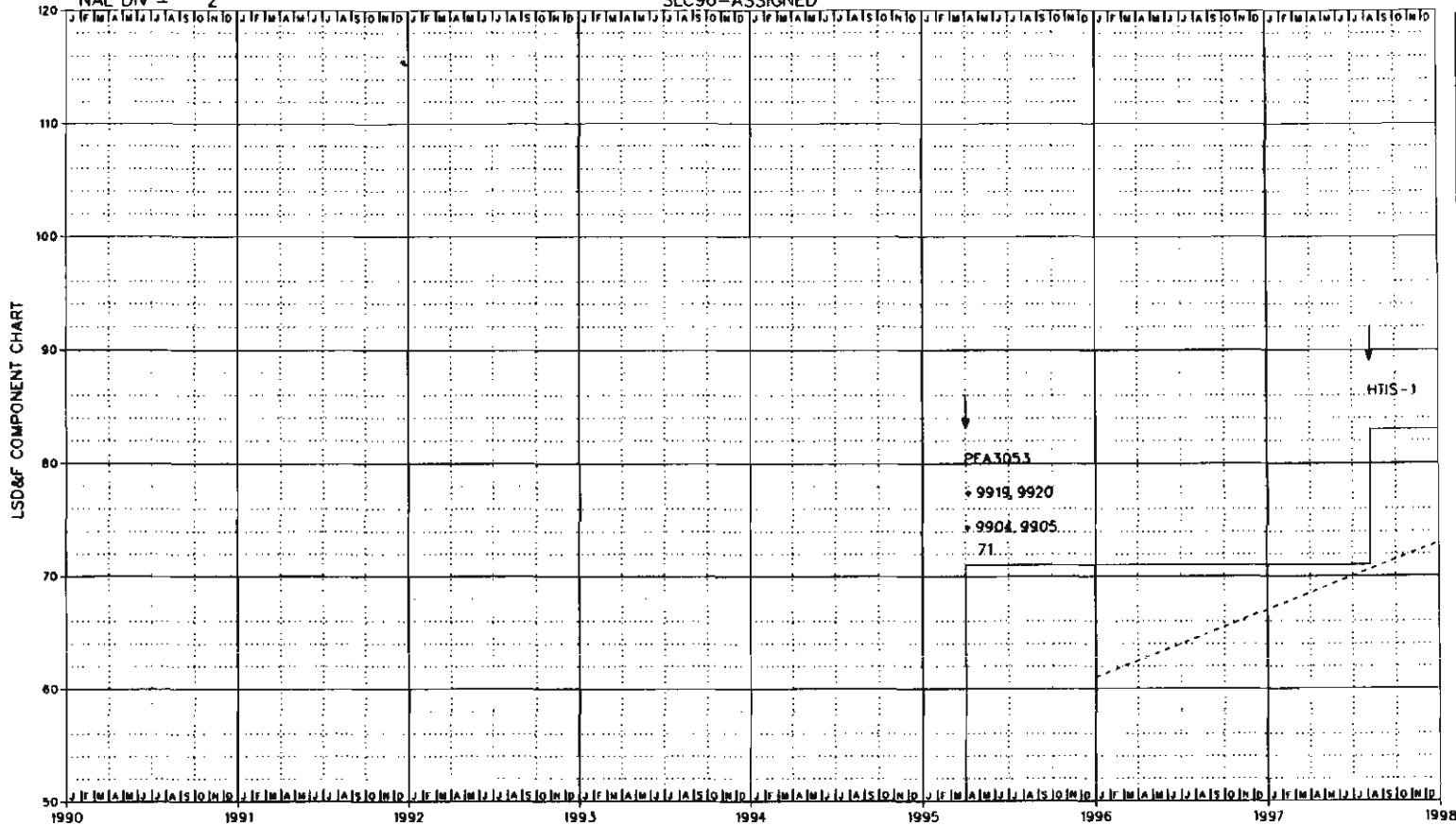
NAL TRANS	14200			
NAL CAP TC		39600	39600	1500
LNS		16300	16300	900
ML		16300	16300	900
LINE UNITS		36	36	2
INST. LNS		18156	18156	1300
URV ASSGN		276	276	16
ZFILL		89.80		89.80
ALNCAP LNS		16300	16300	900
RENG CCS NAL		1.70		1.73
ANLG DEF LNS				
ISON CAP TC		90	90	90
ISON CAP LNS		90	90	90
ISON CAP ML		90	90	90
ISON LN MOO		1	1	1
ISON INS LNS		160	160	160
ISON URV LNS		70	70	70
ISON ZFILL		100.00		100.00
ISON ENG CCS		20.00		20.00

DIGITAL SECTION -----

NAL TRANS	3800			
NAL CAP TC		13800	13800	2100
LNS		4800	4800	800
ML		4800	4800	800
LINE UNITS		12	12	2
INST. LNS		6912	6912	1152
URV ASSGN		96	96	96
ZFILL		70.00		70.00
DLNCAP LNS		4800	4800	800
DENG CCS NAL		1.70		1.73
CAP SLC SYS		71	71	12
ENG SLC MO 1		65	65	-65
ENG SLC MO2				0
DEF SLC SYS				0
CAP URBN SYS				
DEF URBN SYS				
CAP QMS112				
SLC DLU				
URBAN OLU				

NAL DIV = 2

SLC96-ASSIGNED



NOTES:  
 9904 CCS7 TRUNK SIGNALING  
 9905 TOUCHSTAR PHASE I  
 9919 CT/DIP FULL  
 IMPLEMENTATION  
 9920 SSP/800 LOCATION

REASON FOR REISSUE:  
 2990 10990 S AIA  
 JENSEN BCH

DATE OF ISSUE: 01/14/92  
 EXCHANGE: S. PTSL-JB  
 DATABASE: LIVE  
 EQ TYPE: DCTL  
 NXX: 225F 229F 334

BUILDING: HTISFLMA STATE: FL  
 LATA: SOET/480  
 COMPANY: SBEL AREA SBFX  
 DIVISION: NORT DISTRICT: INRV  
 EXHAUST: 12/31/99  
 CONTACT: A.HOKSTAD  
 NUMBER:

YEAR	1990	1991	1992	1993	1994	1995	1996	1997
DEMAND/GAIN							61 (F) 6	67 (F) 6
SLC MODE 1C							61	67
SLC MODE 1F							0	0
SLC MODE 2C							0	0
SLC MODE 2F							0	0

ENTITY: HTISFLMADSO CHART: 37.2

NOTES:  
 2002 RACF  
 9905 TOUCHSTAR PHASE I  
 9924 TOUCHSTAR PHASE II  
 9926 CCS ACCESS CAPABILITY  
 9932 100% AMA RECORDING  
 9937 CARRIER IDENT CODE (CIC) EXPAN. (FG B)  
 9940 CALL FWD-DONT-ANSWER AFTER CALL WAITING

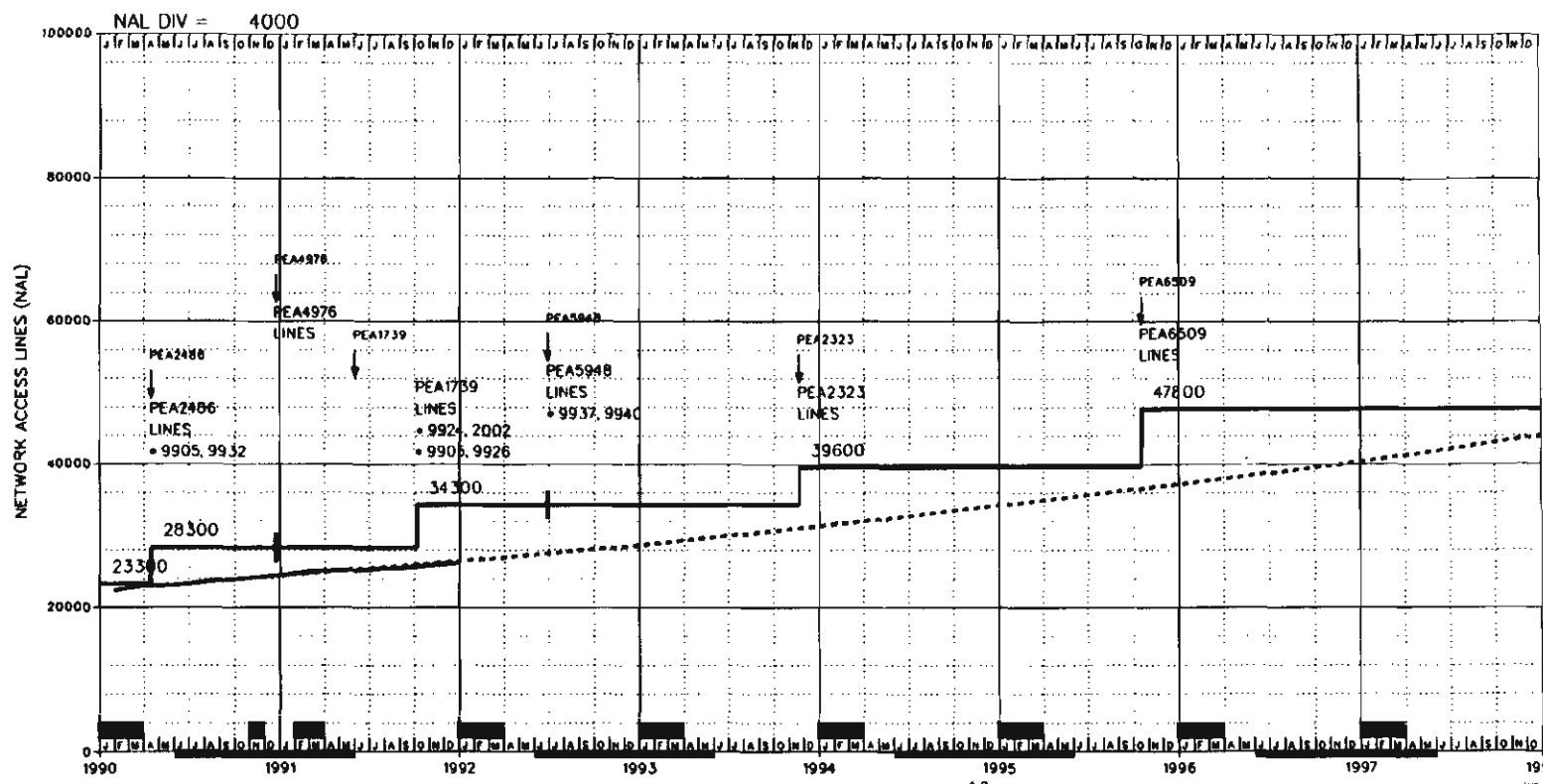
REASON FOR REISSUE:  
 2992 450 IRVING STREET NP ST LUCIE

DATE OF ISSUE: 01/14/92  
 EXCHANGE: NPTSL-SPTSL  
 DATABASE: LIVE  
 EQ TYPE: 5ES  
 NXX: 336 340 871 878 879

BUILDING: PTLFLMA STATE: FL  
 LATA: SOET/460  
 COMPANY: SBEL AREA: SBFX  
 DIVISION: NORT DISTRICT: INRV  
 EXHAUST: 01/01/92  
 CONTACT: ABHOKSIAD  
 NUMBER: NSGRUNDIG  
 EQ ENGINEER

E. A. DATE: 07/28/86  
 DIR CLOSE: 04/25/92  
 DIR DELIVER: 07/12/92  
 NAL FCST: 06/15/91  
 CCS FCST: 08/15/91  
 ENTITY CUT: 07/12/86  
 ENTITY TERM: 01/01/99  
 LATEST NAL: 26153  
 SWITCH HOST

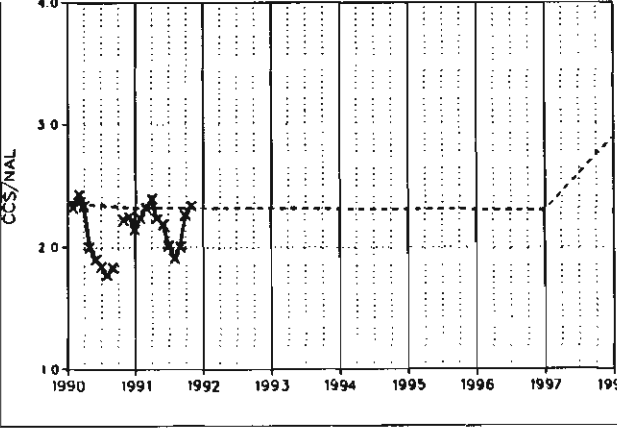
ENTITY: PTLFLMADSO CHART: 38.0



YEAR	1990	1991	1992	1993	1994	1995	1996	1997	1998
NAL	21980 (A)	24440 (A)	26429 (F)	28664 (F)	31309 (F)	34189 (F)	37199 (F)	40329 (F)	44014 (F)
LINES	21980	24440	26429	28664	31309	34189	37199	40329	44014
CCS/NAL	2.37	2.32	2.32	2.32	2.31	2.31	2.31	2.30	2.90
CCS STATUS	A	A							
NAL/LN RATIO	1.00000	1.00000	1.00000	1.00000	1.00000	1.00000	1.00000	1.00000	1.00000

SVC.	1990	1991	1992	JOBNUM	RDYSD	REQSD	SHIP
DTS	0.02	0.02	0.02	PEA2486	04/15/90	04/15/90	02/17/90
	0.11	0.11	0.11	PEA4976	12/23/90	12/23/90	12/18/90
	0.02	0.02	0.02	PEA1739	10/08/91	06/02/91	03/23/91
	0.07	0.07	0.07	PEA5948	06/28/92	06/28/92	03/14/92
	0.02	0.02	0.02	PEA2323	11/21/93	11/21/93	09/04/93
	0.05	0.05	0.05	PEA6509	10/17/95	10/17/95	07/31/95
JML							
%IFFM							



REPORT: PARTB  
 PAGE: 1 OF 1  
 BUILDING: PORT ST. LUCIE MABNTITY: PTLFLMADSO  
 ENT CUT: 07/12/86 ENT TERM: 01/01/99

LSOF SYSTEM  
 GRAPHIC PART B VERSION 1.00  
 DATABASE: LIVE

DATE: 01/14/92  
 TIME: 19:01:07  
 CHART NO.: 38.0  
 EQ TYPE: SES

JOB/ROJ/AT	PEA2486	PEA4976	PEA1739	PEA5948	PEA2323	PEA6509
EVENT-NUM	EVT1	EVT1	EVT1	EVT1	EVT1	EVT1
EVENT-DATE	04/15/90	12/23/90	10/06/91	06/28/92	11/21/93	10/17/95
ROYSO/TOATE	04/15/90	12/23/90	10/06/91	06/28/92	11/21/93	10/17/95
REQSO	04/15/90	12/23/90	06/02/91	06/28/92	11/21/93	10/17/95
CAP EXH.	##/##/##	##/##/##	##/##/##	##/##/##	##/##/##	##/##/##
SHIP DATE	02/17/90	12/16/90	03/23/91	03/14/92	09/04/93	07/31/95
JOB OESC.	GA	MISCN	GA	GEN	GA	GA
NAL TRANS						
TRANS ENT						
LSEI	TO	TO	NTW	NTW	NTW	NTW
NAL CAP SE	29800 56400	56400	-3100 53300	7900 61200	10400 71600	800 72400
TC	12280 59200	59200	-5900 53300	7900 61200	10400 71600	15100 86700
LNS	5000 28300	28300	6000 34300	34300	5300 39600	8200 47800
NOS	3900 33700	33700	7900 41600	41600	7700 49300	49300
ML	5000 28300	28300	6000 34300	34300	5300 39600	8200 47800
CNTRX CAP	310	310	310	310		
INST. NOS	10000 50000	50000	10000 60000	60000	10000 70000	70000
UAV ASSGN	5404 10383	10383	624 11007	11007	993 12000	12000
%FNOS	85.00	85.00	85.00	85.00	85.00	85.00
INST. LNS	7776 35328	35328	7488 42816	42816	7488 50304	10944 61248
UAV ASSGN	144 488	488	488	488	488	488
%TOTAL FILL	81.23	81.23	81.03	81.03	79.50	78.67
LNCAP IN LNS	5000 28300	28300	6000 34300	34300	5300 39600	8200 47800
SIZING DATE	11/15/88	08/17/90	06/28/90	03/07/91	07/26/91	07/05/91
NDD OUE	04/22/89	11/02/90	07/28/90	08/10/91	11/07/92	10/03/94
TELCO OUE	08/19/89	12/02/90	10/13/90	10/26/91	03/06/93	01/30/95
TURNOVER	07/01/90	12/23/90	08/25/91	06/28/92	11/21/93	10/17/95
GENERIC SVC				06/12/92		
GENERIC	SES.1	SES.1	SE6	SE7	SE7	SE7
CONC RATIO	8:1	8:1	8:1	8:1	8:1	8:1
ENG LSF						
ENG CCS/NAL	2.22	2.22	2.23	2.23	2.23	2.23
DESIGN BS						
MRAJ	13.57	0.00	25.53	10.84	22.83	0.00
PROCESSOR	183900	183900	183900	183900	183900	183900
CAP TRUNK	8 93	93	16 109	109	16 125	125
OCTL TK UNIT	1		2		2	
LLN/LT/SH/NM	3 15	15	2 17	17	3 20	2 22
LSR/LTS/##						
LSH/##/L32			0	0		
TSC/##/T55/NP	17 112	112	19 131	131	19 150	150
TLN/##/L64			0	0		
TOT FR/SHL	5	0	8	0	2	3
REUSE FR/SHL	0	0	0	0	0	0
GROSS ROOMS	1352	13	850	75	288	1095
EXT JOB OESC	TCHSTR 1/150		TCHSTR 11/RAC	150N		
%CTOIP	6.20	6.20	6.20	6.20	6.20	6.20
JOB CAT.	A	M	A	G	A	A





REPORT: PARTB  
 PAGE: 1 OF 1  
 BUILDING: PORT ST. LUCIE  
 ENT CUT: 07/12/86

MAINTENANCE: PISLFLMA050  
 ENT TERM: 01/01/99

LSDP SYSTEM  
 DIGITAL PART B VERSION 1.00  
 DATABASE: LIVE

DATE: 01/14/92  
 TIME: 19:01:07  
 CHART NO.: 38.0  
 EQ TYPE: SES

JOB/ADJ/AT	PER2486	PER4976	PER1739	PER5948	PER2323	PER6509
EVENT-NUM	EVT1	EVT1	EVT1	EVT1	EVT1	EVT1
EVENT-DATE	04/15/90	12/23/90	10/06/91	06/28/92	11/21/93	10/17/95
ROYSD/TDATE	04/15/90	12/23/90	10/06/91	06/28/92	11/21/93	10/17/95
REQSD	04/15/90	12/23/90	06/02/91	06/28/92	11/21/93	10/17/95
CAP EXH.	****	****	****	****	****	****
SHIP DATE	02/17/90	12/16/90	03/23/91	03/14/92	09/04/93	07/31/95
JOB DESC.	GA	MISCN	GA	GEN	GA	GA
TRANS ENT						

ANALOG SECTION -----

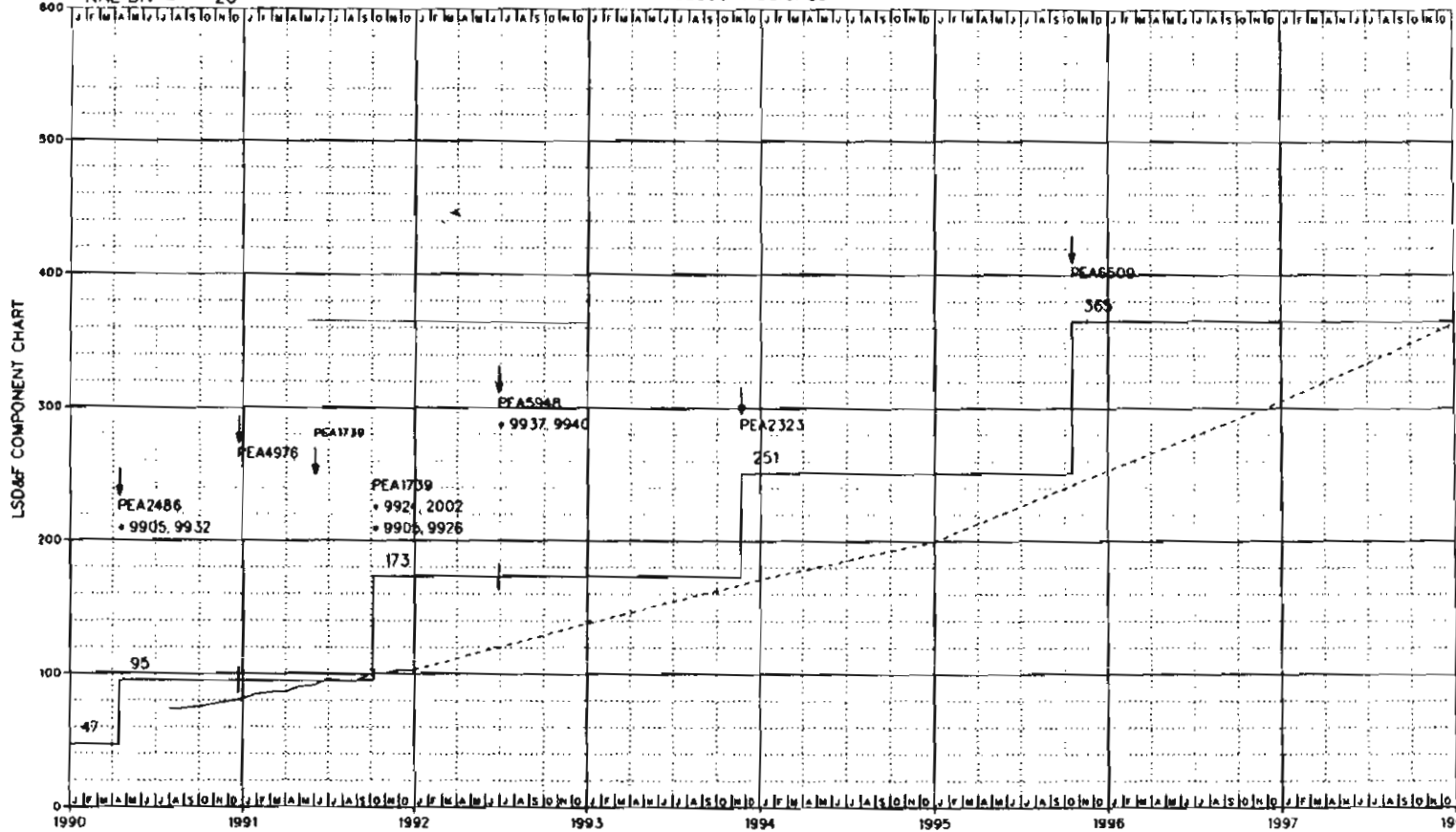
NAL TRANS	PER2486	PER4976	PER1739	PER5948	PER2323	PER6509
NAL CAP TC	41900	41900	41900	-9500	32400	4200
LNS	23100	23100	23100		23100	36600
ML	23100	23100	23100		23100	-300
LINE UNITS	51	51	51		51	36300
INST. LNS	26112	26112	26112		26112	-300
URV ASSGN	392	392	392		392	36000
%FILL	89.81	89.81	89.81		89.81	23100
ALNCAP LNS	23100	23100	23100		23100	23100
RENG CCS NAL	1.67	1.67	1.67		2.37	2.39
ANLG DEF LNS			0		0	2.41
ISDN CAP TC	500	500	500		-460	300
ISDN CAP LNS	0	0	0		40	500
ISDN CAP ML	0	0	0		40	300
ISDN LN MOD	1	1	1		1	500
ISDN INS LNS	200	200	200		-40	160
ISDN URV LNS	200	200	200		-80	512
ISDN %FILL	100.00	100.00	100.00		100.00	160
ISDN ENG CCS	20.00	20.00	20.00		20.00	672

DIGITAL SECTION -----

NAL TRANS	PER2486	PER4976	PER1739	PER5948	PER2323	PER6509
NAL CAP TC	17300	17300	17300	3600	20900	3700
LNS	5200	5200	5200	6000	11200	24600
ML	5200	5200	5200	6000	11200	10700
LINE UNITS	16	16	16	13	29	35300
INST. LNS	9216	9216	9216	7488	16704	15400
URV ASSGN	96	96	96	96	96	50700
%FILL	57.02	57.02	57.02	67.44	67.44	24700
DLNCAP LNS	5200	5200	5200	6000	11200	24700
OFNG CCS NAL	1.50	1.50	1.50	2.55	2.17	2.21
CAP SLC SYS	48	95	95	78	173	114
ENG SLC MO 1						365
ENG SLC MO2						
DEF SLC SYS						
CAP URBN SYS						0
DEF URBN SYS						0
CAP DMS112						
SLC DLU						
URBAN DLU						

NAL DIV = 20

SLC96-ASSIGNED



NOTES:  
 2002 RACT  
 9905 TOUCHSTAR PHASE I  
 9924 TOUCHSTAR PHASE II  
 9926 CCS ACCESS CAPABILITY  
 9932 100% AMA RECORDING  
 9937 CARRIER IDENT CODE  
 (CIC) EXPAN. (FG B)  
 9940 CALL FWD-DONT-ANSWER  
 AFTER CALL WAITING

REASON FOR REISSUE:  
 2992 450 IRVING STREET  
 NP ST LUCIE

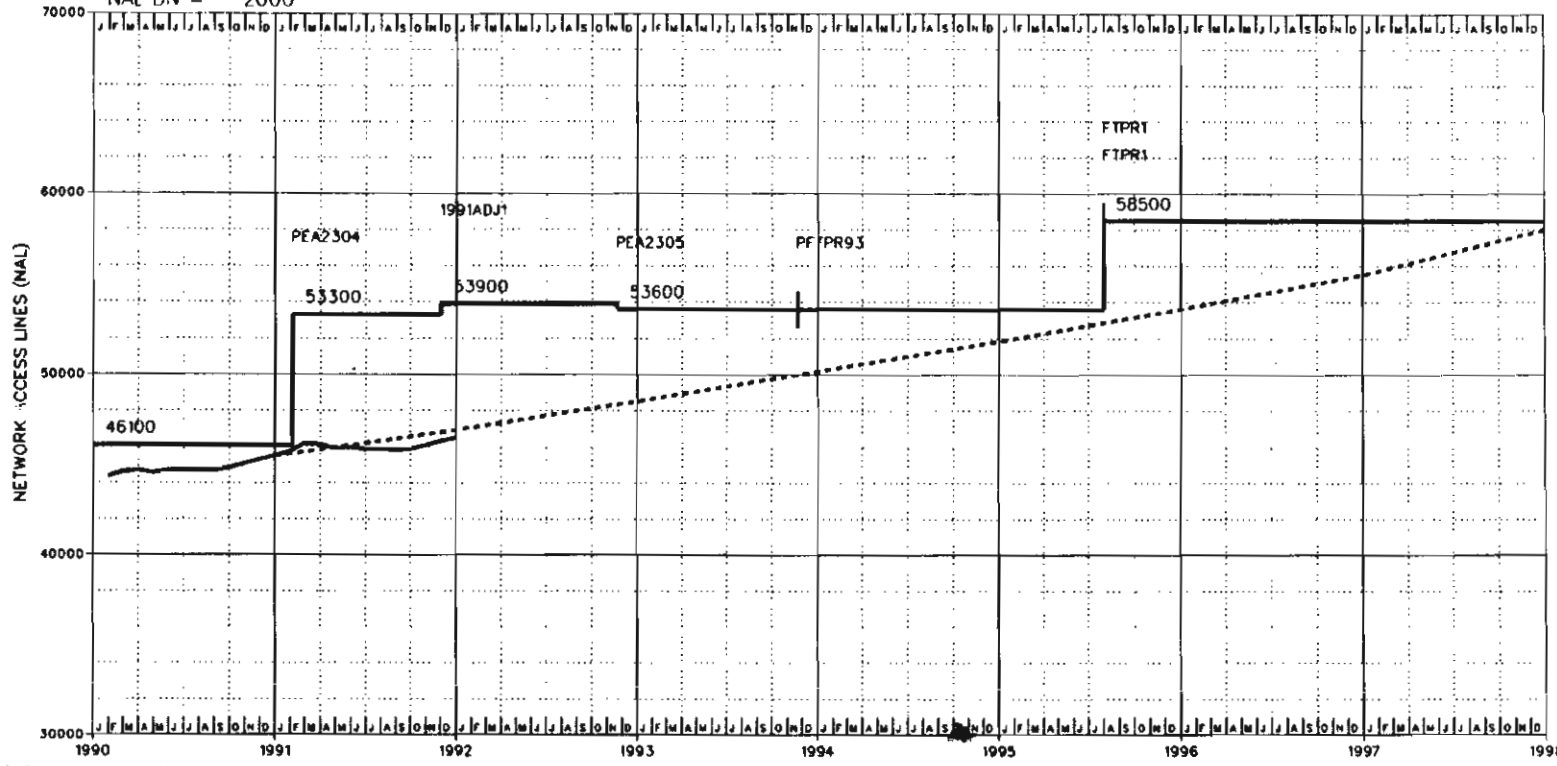
DATE OF ISSUE: 01/14/92  
 EXCHANGE: NPTSL-SPTSL  
 DATABASE: LIVE  
 EQ TYPE: SES  
 NXX: 336 340 871 878 879

BUILDING: PISLFLMA STATE: FL  
 LATA: SOET/480  
 COMPANY: SBEL AREA: SBFX  
 DIVISION: MORT DISTRICT: INRV  
 EXHAUST: OVOV/92  
 CONTACT: ABHOKSTAO  
 NUMBER: NSCRUNDIG

YEAR	1990	1991	1992	1993	1994	1995	1996	1997
DEMAND GAIN	38 (A) 43	81 (A) 22	103 (F) 35	138 (F) 33	171 (F) 29	200 (F) 53	253 (F) 52	305 (F) 58
SLC MODE 1C		6	4	5	5	6	8	10
SLC MODE 1F		17	24	30	36	41	50	58
SLC MODE 2C		47	56	56	56	57	58	59
SLC MODE 2F		11	19	47	74	96	137	178

ENTY: PTSLFLMADSO CHART: 38.0

NAL DIV = 2000



NOTES:

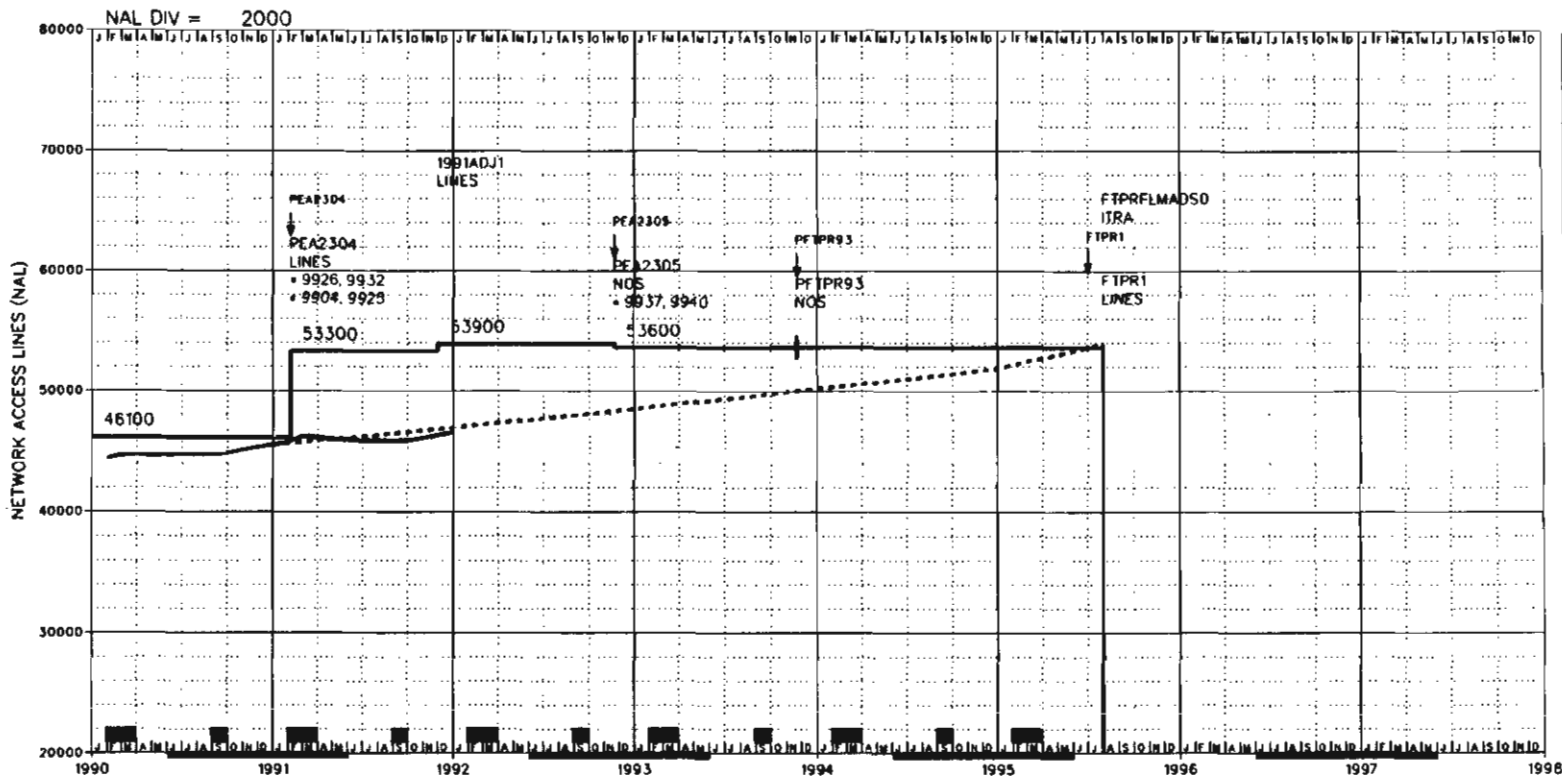
REASON FOR REISSUE:

DATE OF ISSUE: 01/14/92  
 EXCHANGE: FT PIERCE  
 DATABASE: LIVE

BUILDING: FTPRFLMA STATE: FL  
 LATA: SOET/460  
 COMPANY: SBEL AREA: SBFX  
 DIVISION: NORT DISTRICT: INRV  
 EXHAUST: 01/01/99

YEAR	1990		1991		1992		1993		1994		1995		1996		1997	
NAL/GAIN	43812	1677	45489	1446	46935	1575	48510	1682	50192	1655	51847	1765	53612	1899	55511	2486
NAL/LN RATIO																

BUILDING: FTPRFLMA CHART: 39.0



NOTES:  
 9904 CCS7 TRUNK SIGNALING  
 9925 VMS  
 9926 CCS ACCESS CAPABILITY  
 9932 100% AMA RECORDING  
 9937 CARRIER IDENT. CODE (CIC) EXPAN. (FG B)  
 9940 CALL FWD-DON'T-ANSWER AFTER CALL WAITING  
 2390 NXX 250 IS FOR CHOKE NETWORK

REASON FOR REISSUE:  
 2994 712 CITRUS AVENUE  
 FT PIERCE

DATE OF ISSUE: 01/14/92  
 EXCHANGE: FT PIERCE  
 DATABASE: LIVE  
 EQ TYPE: 1AES  
 NXX:  
 250X 460 461 464 465 466  
 467 468 489 595

BUILDING: FTFRFLMA STATE: FL  
 LATA: SOET/460  
 COMPANY: SBEL AREA: SBFX  
 DIVISION: NORT DISTRICT: INRV  
 EXHAUST: 01/01/99  
 CONTACT: ABHOKSTAD  
 NUMBER DWJOHNSON  
 EQ ENGINEER TWJ

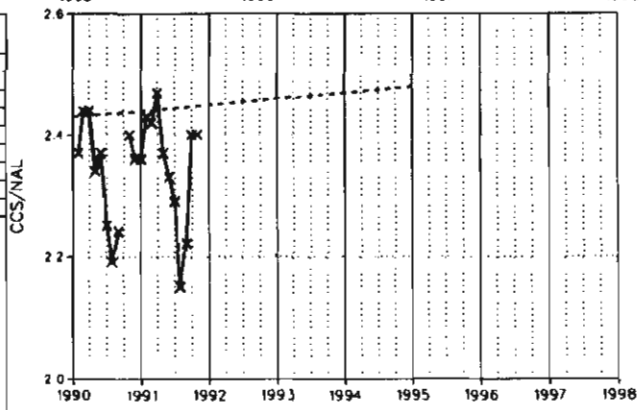
E. A. DATE 03/25/85  
 DIR CLOSE 04/23/92  
 DIR DELIVER 07/14/92  
 NAL FCST 06/15/91  
 CCS FCST 08/15/91  
 ENTITY CUT 11/19/83  
 ENTITY TERM 08/01/95  
 LATEST NAL 46514  
 SWITCH HOST

ENTITY: CHART:  
 FTFRFLMACGO 39.1

YEAR	1990	1991	1992	1993	1994	1995	1996	1997	1998
NAL	43812 (A)	45489 (A)	46935 (F)	48510 (F)	50192 (F)	51847 (F)			
LINES	43812	45489	46935	48510	50192	51847			
CCS/NAL	2.43	2.44	2.45	2.46	2.47	2.48			
CCS STATUS	A								
NAL/LN RATIO	1.00000	1.00000	1.00000	1.00000	1.00000	1.00000			

SVC.	1990												1991												1992												JOBNUM	RDYSD	REQSD	SHIP
DTS	010												011												012												PEA2304	02/05/91	02/05/91	06/16/90
	013												014												015												PEA2305	11/21/92	11/21/92	08/08/92
	016												017												018												PFTPR93	11/21/93	11/21/93	08/08/93
IML	019												020												021												FTFR1	08/01/95	07/01/95	08/01/95
	022												023												024															
	025												026												027															
%IFFM																																								



REPORT: PARTB  
 PAGE: 1 OF 1  
 BUILDING: FORT PIERCE MAIN ENTITY: FTPRFLMACGO  
 ENT CUT: 11/19/83 ENT TERM: 08/01/95

LSOF SYSTEM  
 GRAPHIC PART B VERSION 1.00  
 DATABASE: LIVE

DATE: 01/14/92  
 TIME: 19:01:07  
 CHART NO.: 39.1  
 EQ TYPE: IAES

JOB/AOJ/AT	PEA2304	1991AOJ1	PEA2305	PFTPR93	1995AT1	FTPRI
EVENT-NUM	EVT1	EVT1	EVT1	EVT1		EVT1
EVENT-DATE	02/05/91	12/02/91	11/21/92	11/21/93	08/01/95	08/01/95
ROTSO/TOATE	02/05/91	12/02/91	11/21/92	11/21/93	08/01/95	08/01/95
REGSO	02/05/91	##/##/##	11/21/92	11/21/93	##/##/##	07/01/95
CAP EXH.	##/##/##	##/##/##	##/##/##	##/##/##	##/##/##	##/##/##
SHIP DATE	06/16/90	##/##/##	08/08/92	08/08/93	##/##/##	08/01/95
JOB OESC.	GA	CTOIP	MISC	TKS	ITRA	01SP
NAL TRANS					-53900	
TRANS ENT					FTPRFLMA050	
LSE1	CDR	COR	COR	COR		
NAL CAP SE	10000 56300		56300	56300	56300	-56300 0
IC	7600 61900		61900	61900	61900	-61900 0
LNS	7200 53300	600	53900	53900	53900	-53900 0
NOS	8500 62100		62100	-8500 53600	53600	-53600 0
ML	7200 53300	600	53900	-300 53600	53600	-53600 0
CNTRX CAP						0
INST. NOS	10000 100000		100000	-10000 90000	90000	-90000 0
UAV ASSGN		27000	27000	27000	27000	-27000 0
%FNOS	85.00	85.00	85.00	85.00	85.00	
INST. LNS	8192 61440		61440	61440	61440	-61440 0
UAV ASSGN	197 1475	100	1575	1575	1575	-1575 0
%TOTAL FILL	88.81	90.10	90.10	90.10	90.10	
LNCAP IN LNS	7200 53300	600	53900	53900	53900	-53900 0
SIZING DATE	02/15/89			12/02/91		
NOD OUE	08/12/89			12/28/91		
TELCO OUE	12/09/89			02/29/92		
TURNOVER	02/05/91			11/21/92		
GENERIC SVC						
GENERIC	IAE11	IAE11	IAE11	IAE11	IAE11	
CONC RATIO	6:1	6:1	6:1	6:1	6:1	
ENG LSF						
ENG CCS/NAL	2.53	2.53	2.53	2.53	2.53	
DESIGN BS		0.00	0.00	0.00	0.00	0.00
TRAJ	52.80					
PROCESSOR	-74500 110500		110500	110500	110500	-110500 0
CAP TRUNK	20 120		120	120	140	-140 0
DGTL TK UNIT	1		0	1		
LLN/LT/SM/NM	10		10	10	10	
LSR/LTS/##	8 60		60	60	60	
LSH/##/L32						
TSC/##/TS5/NP	24	24	24	24	28	
TLN/##/L64	2048	2048	2048	2048	2048	
IDT FR/SHL	7	0	0	2		
REUSE FR/SHL	7	0	0	2		
GROSS ADDNS	1036	0	15	275		
EXT JOB OESC	INTEROFF/TOU	ADJ CTDIP	FEATURES			
%CTDIP	8.19	6.90	6.90	6.90		

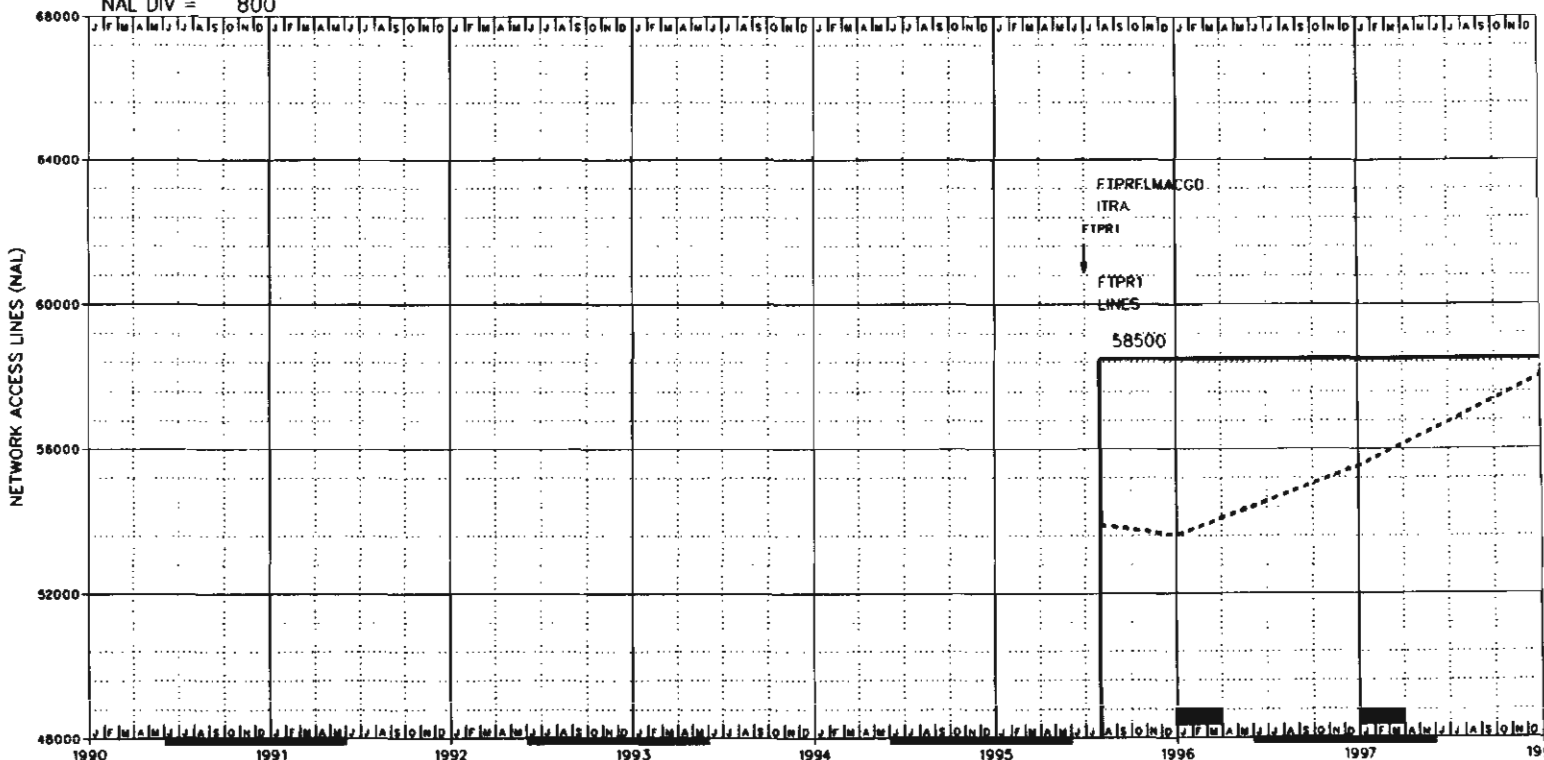
JOB CAT. A

M

T

0

NAL DIV = 800



NOTES:

REASON FOR REISSUE:  
2994 712 CITRUS AVENUE  
FT PIERCE

DATE OF ISSUE: 01/14/92  
EXCHANGE: FT PIERCE  
DATABASE: LIVE  
EQ TYPE: DCTL  
NXX:  
250F 460F 461F 464F 465F 466F  
467F 468F 489F 595F

BUILDING: FTFRFLMA STATE: FL  
LATA: SOET/460  
COMPANY: SBEL AREA: SBFX  
DIVISION: NORT DISTRICT: INRV  
EXHAUST: 01/01/99  
CONTACT: A.HOKSTAD  
NUMBER  
EQ ENGINEER

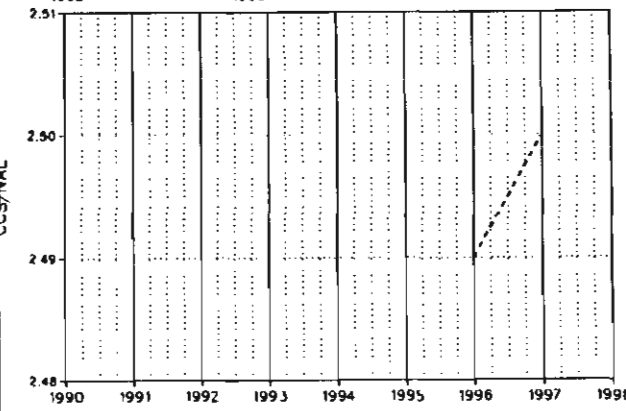
E. A. DATE 12/15/90  
DIR CLOSE 04/23/92  
DIR DELIVER 07/14/92  
NAL FCST 06/15/91  
CCS FCST 08/15/91  
ENTITY CUT 08/01/95  
ENTITY TERM 01/01/90  
LATEST NAL  
SWITCH HOST  
ENTITY:

CHART:  
FTFRFLMADSO 39.2

YEAR	1990	1991	1992	1993	1994	1995	1996	1997	1998
NAL							53612 (F)	55511 (F)	57997 (F)
LINES							53612	55511	57997
CCS/NAL							2.49	2.50	0.00
CCS STATUS									
NAL/LN RATIO							1.00000	1.00000	1.00000

SVC.	1990	1991	1992	JOBNUM	ROYSD	REQSD	SHIP
DIS				FIPRI	08/01/95	07/01/95	01/15/95
IML							
%IFFM							



REPORT: PARTB

PAGE: 1 OF 1

BUILDING: FORT PIERCE MAIN ENTITY: FTFRFLMADSO

ENT CUT: 08/01/95

ENT TERM: 01/01/50

LSOF SYSTEM  
GRAPHIC PART B VERSION 1.00  
DATABASE: LIVE

DATE: 01/14/92

TIME: 19:01:07

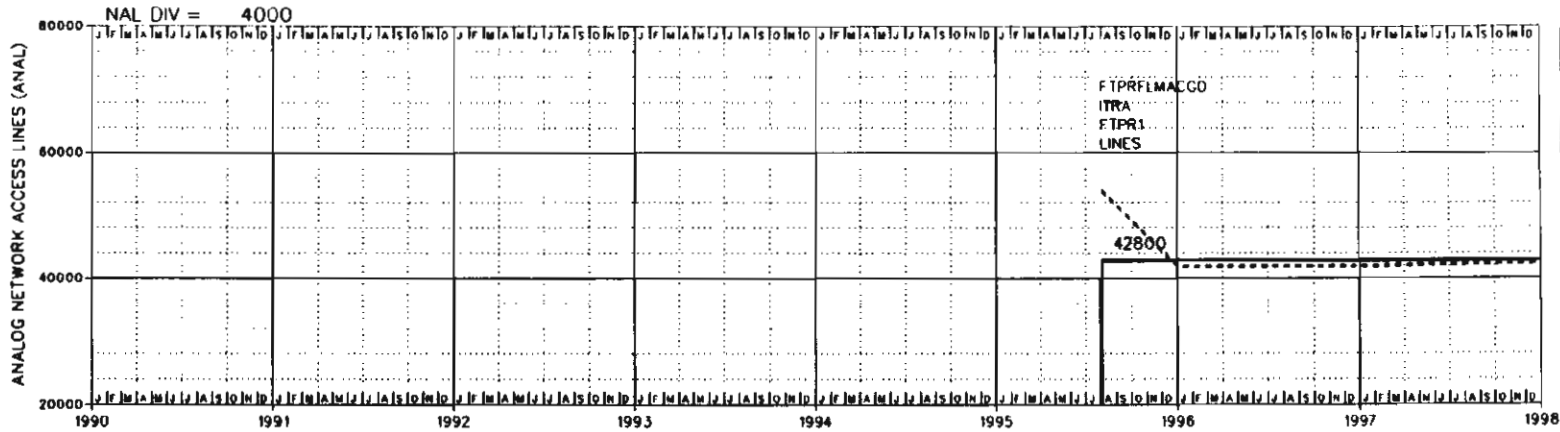
CHART NO.: 39.2

EQ TYPE: DCTL


JOB/ADJ/AT	1995AT1	FTPR1	
EVENT-NUM		EVT1	
EVENT-DATE	08/01/95	08/01/95	
RDYSD/TDATE	08/01/95	08/01/95	
REOSO	##/##/##	07/01/95	
CAP EXH.	##/##/##	##/##/##	
SHIP DATE	##/##/##	01/15/95	
JOB OESC.	ITRA	REPL	
NAL TRANS	S3900		
TRANS ENT	FTFRFLMACGO		
LSEI		NTW	
NAL CAP SE		105700	105700
TC		105700	105700
LNS		58500	58500
NOS		70600	70600
ML		58500	58500
CNTRX CAP			
INST. NOS		110000	110000
UAV ASSGN		27000	27000
%FNOS		85.00	
INST. LNS		72320	72320
UAV ASSGN		818	818
%TOTAL FILL		81.77	
LNCAP IN LNS		58500	58500
SIZING DATE			
NDO DUE		02/10/94	
TELCO DUE		08/01/94	
TURNOVER		06/01/95	
GENERIC SVC			
GENERIC			
CONC RATIO			
ENG LSF			
ENG CCS/NAL		2.44	
DESIGN BS			
MRAJ		0.00	
PROCESSOR		200000	200000
CAP TRUNK		200	200
OGTL TK UNIT			
LLN/LT/SH/NM			
LSR/LTS/##/##			
LSH/##/##/L32			
TSC/##/##/TSS/NP			
TLN/##/##/L64			
TOT FRS/SHL		100	
REUSE FR/SHL			
GROSS ADDNS		6600	
EXT JOB OESC			
%CTDIP		6.80	

JOB CAT.

1



YEAR	1990	1991	1992	1993	1994	1995	1996	1997	1998
NAL							41906 (F)	41854 (F)	42389 (F)
ANAL LNS							53612	55511	57997
CCS/NAL							2.49	2.50	0.00
CCS ACTUAL									
NAL/LN RATIO							0.78165	0.75398	0.73088



YEAR	1990	1991	1992	1993	1994	1995	1996	1997	1998
NAL							11706 (F)	13657 (F)	15608 (F)
DGIL CCS/NAL							2.49	2.50	0.00
CCS ACTUAL									
SLC SYS							188	219	250
URBAN SYS									
NAL/LN RATIO									

NOTES:

REASON FOR REISSUE:  
2994 712 CITRUS AVENUE  
FT PIERCE

DATE OF ISSUE: 01/14/92  
EXCHANGE: FT PIERCE  
DATABASE: LIVE  
EQ TYPE: DCTL

ANALOG

BUILDING SWITCH HOST FORT PIERCE MAIN

FCST DATE 06/15/91  
LATEST ANAL -9998998  
CONTACT A.HOKSTAD  
CONTACT NO.  
EQUIP ENGR

DIGITAL

DLFCST DATE 01/01/91

LATEST DNAL -9998998  
LATEST SLC -9998998  
LATEST URBN -9998998  
LATEST D112 -9998998

ENTITY: FTPRFLMDSO CHART: 39.2



REPORT: PARTB

PAGE: 1 OF 1

BUILDING: FORT PIERCE MAIN ENTITY: FTFRFLMADSO

ENT CUT: 08/01/95

ENT TERM: 01/01/50

LSDF SYSTEM  
DIGITAL PART B VERSION 1.00  
DATABASE: LIVE

DATE: 01/14/92

TIME: 19:01:07

CHART NO.: 39.2

EQ TYPE: OGTL

JOB/AOJ/AT	1995AT1	FTPRI
EVENT-NUM		EVT1
EVENT-DATE	08/01/95	08/01/95
RDYSO/TOATE	08/01/95	08/01/95
REQSO	##/##/##	07/01/95
CAP EXH.	##/##/##	##/##/##
SHIP DATE	##/##/##	01/15/95
JOB DESC.	ITRA	REPL
TRANS ENT	FTFRFLMACGO	

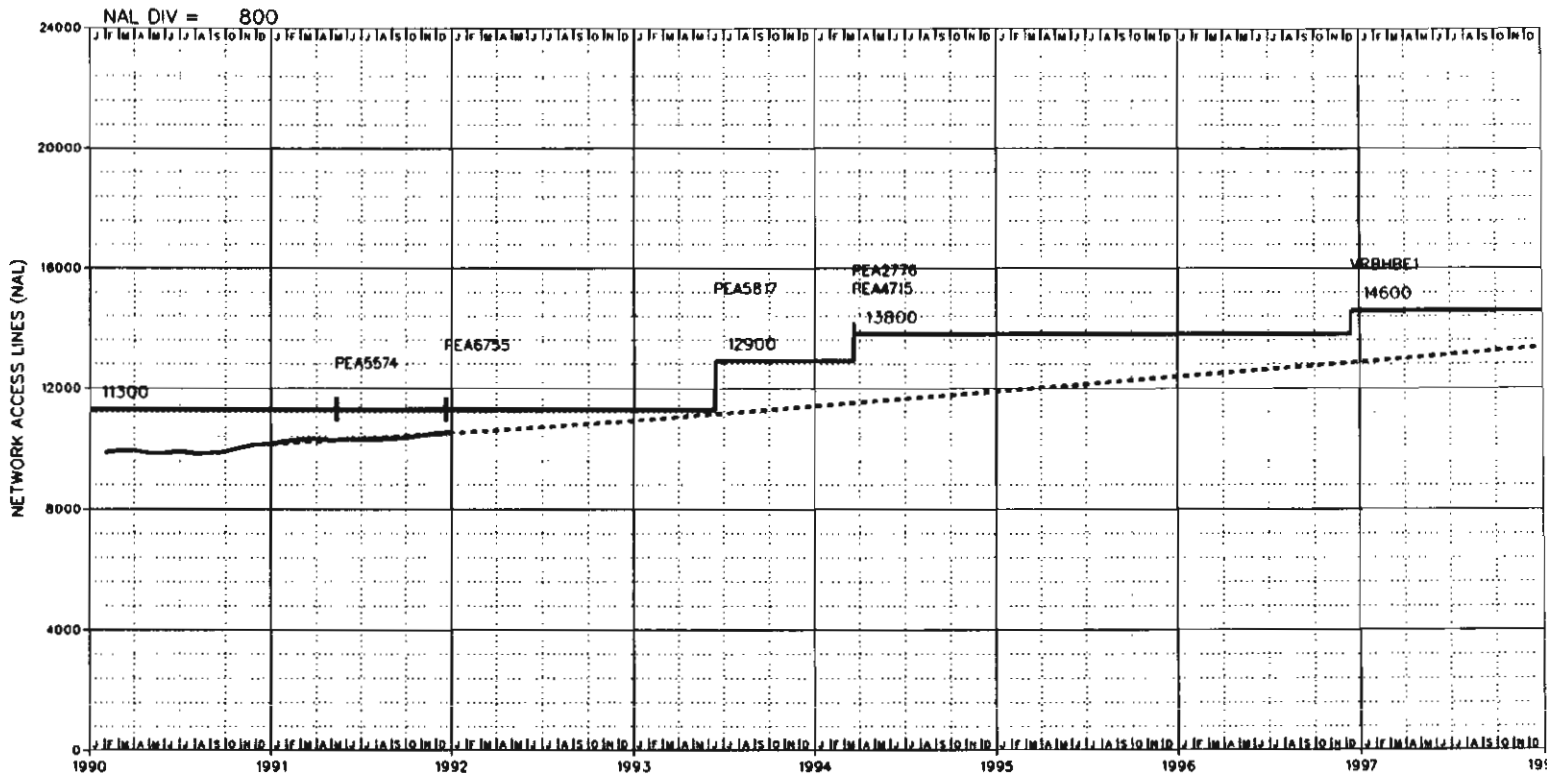
ANALOG SECTION -----

NAL TRANS	53900		
NAL CAP TC		72000	72000
LNS		42800	42800
ML		42800	42800
LINE UNITS		94	94
INST. LNS		48128	48128
URV ASSGN		722	722
%FILL		90.30	
ALNCAP LNS		42800	42800
ENG CCS NAL		2.44	
ANLG DEF LNS			
ISON CAP TC		100	100
ISON CAP LNS		100	100
ISON CAP ML		100	100
ISON LN MOD			
ISON LNS LNS		100	100
ISON URV LNS			0
ISON %FILL		100.00	
ISON ENG CCS		15.00	

DIGITAL SECTION -----

NAL TRANS	11200		
NAL CAP TC		33700	33700
LNS		15700	15700
ML		15700	15700
LINE UNITS		42	42
INST. LNS		24192	24192
URV ASSGN		96	96
%FILL		65.00	
DLNCAP LNS		15700	15700
ENG CCS NAL		2.44	
CAP SLC SYS		251	251
ENG SLC MD 1			
ENG SLC MD2			
DEF SLC SYS			
CAP URBN SYS			
DEF URBN SYS			
CAP DMS112			
SLC DLU			
URBAN DLU			





NOTES:

REASON FOR REISSUE:

DATE OF ISSUE: 01/14/92  
 EXCHANGE: VERO BEACH  
 DATABASE: LIVE

BUILDING: VRBHFLBE STATE: FL  
 LATA: SOE1/460  
 COMPANY: SBEL AREA: SBFX  
 DIVISION: NORT DISTRICT: INRV  
 EXHAUST: 01/01/95

YEAR	1990		1991		1992		1993		1994		1995		1996		1997	
NAL/GAIN	9637	506	10143	358	10501	429	10930	490	11420	475	11895	498	12393	475	12868	490
NAL/LN RATIO																

BUILDING: VRBHFLBE CHART: 40.0

NOTES:  
 2014 FLEXIBLE ANI  
 9935 1+ COIN EQUAL ACCESS

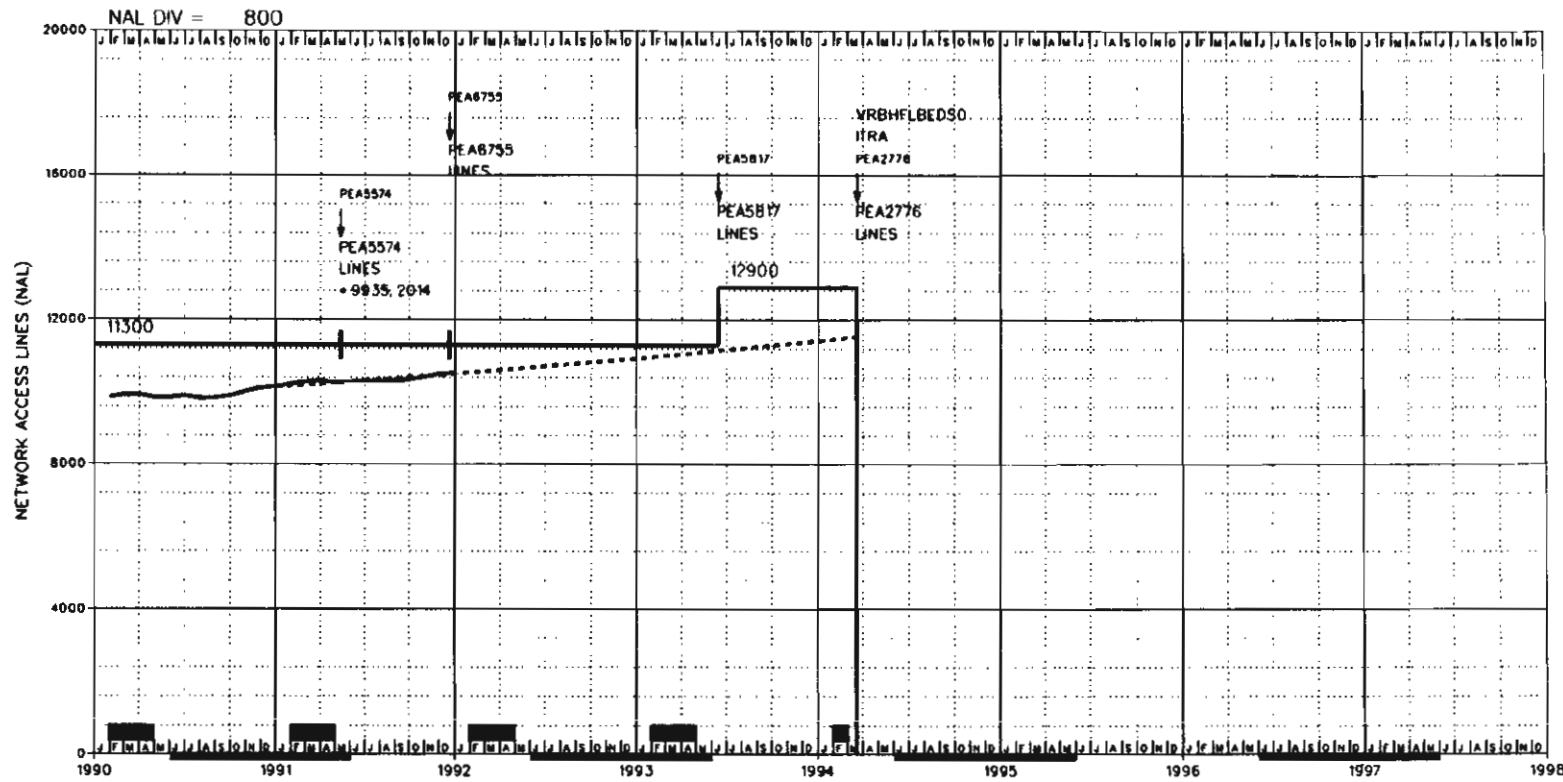
REASON FOR REISSUE:  
 2995 750 BEACHLAND BLVD  
 VERO BCH

DATE OF ISSUE: 01/14/92  
 EXCHANGE: VERO BEACH  
 DATABASE: LIVE  
 EQ TYPE: 2BES  
 NXX:  
 231 234

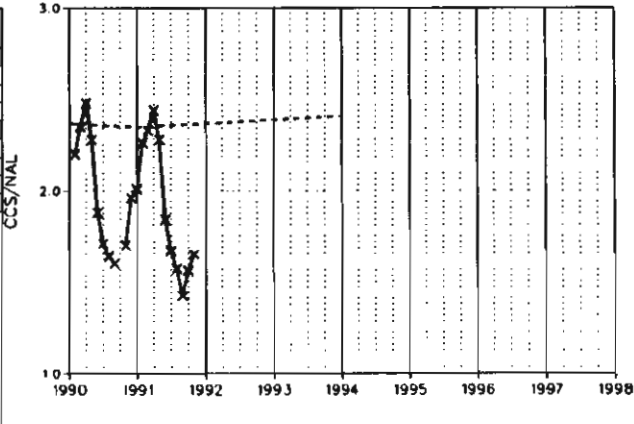
BUILDING: VRBHFLE STATE: FL  
 LATA: SOET/460  
 COMPANY: SBEL AREA: SBFX  
 DIVISION: NORT DISTRICT: INRV  
 EXHAUST: 01/01/95  
 CONTACT: ABHOKSTAD  
 NUMBER: DJCHOJN  
 EO ENGINEER

E. A. DATE: 08/25/86  
 DIR CLOSE: 04/25/92  
 DIR DELIVER: 07/09/92  
 NAL FCST: 06/15/91  
 CCS FCST: 08/15/91  
 ENTITY CUT: 05/01/77  
 ENTITY TERM: 03/20/94  
 LATEST NAL: 10543  
 SWITCH HOST

ENTITY: CHART:  
 VRBHFLE23E 40.1



YEAR	1990	1991	1992	1993	1994	1995	1996	1997	1998
NAL	9637 (A)	10143 (A)	10501 (F)	10930 (F)	11420 (F)				
LINES	9637	10143	10501	10930	11420				
CCS/NAL	2.37	2.35	2.37	2.39	2.41				
CCS STATUS	A	A							
NAL/LN RATIO	1.00000	1.00000	1.00000	1.00000	1.00000				
SYC	1990		1991		1992				
DTS	00	00	00	00	00	00	00	00	00
IML	0.28	0.28	0.28	0.28	0.28	0.28	0.28	0.28	0.28
%IFFM	00	00	00	00	00	00	00	00	00
JOBNUM	RDYSO REQSD SHIP								
FEA5574	05/12/91 05/12/91 03/05/91								
FEA6755	12/21/91 12/21/91 11/09/91								
FEA5817	06/14/93 06/14/93 03/26/93								
FEA2776	03/20/94 03/20/94 03/20/94								



REPORT: PARTB  
 PAGE: 1 OF 1  
 BUILDING: VR8H BEACHLAND  
 ENT CUT: 05/01/77

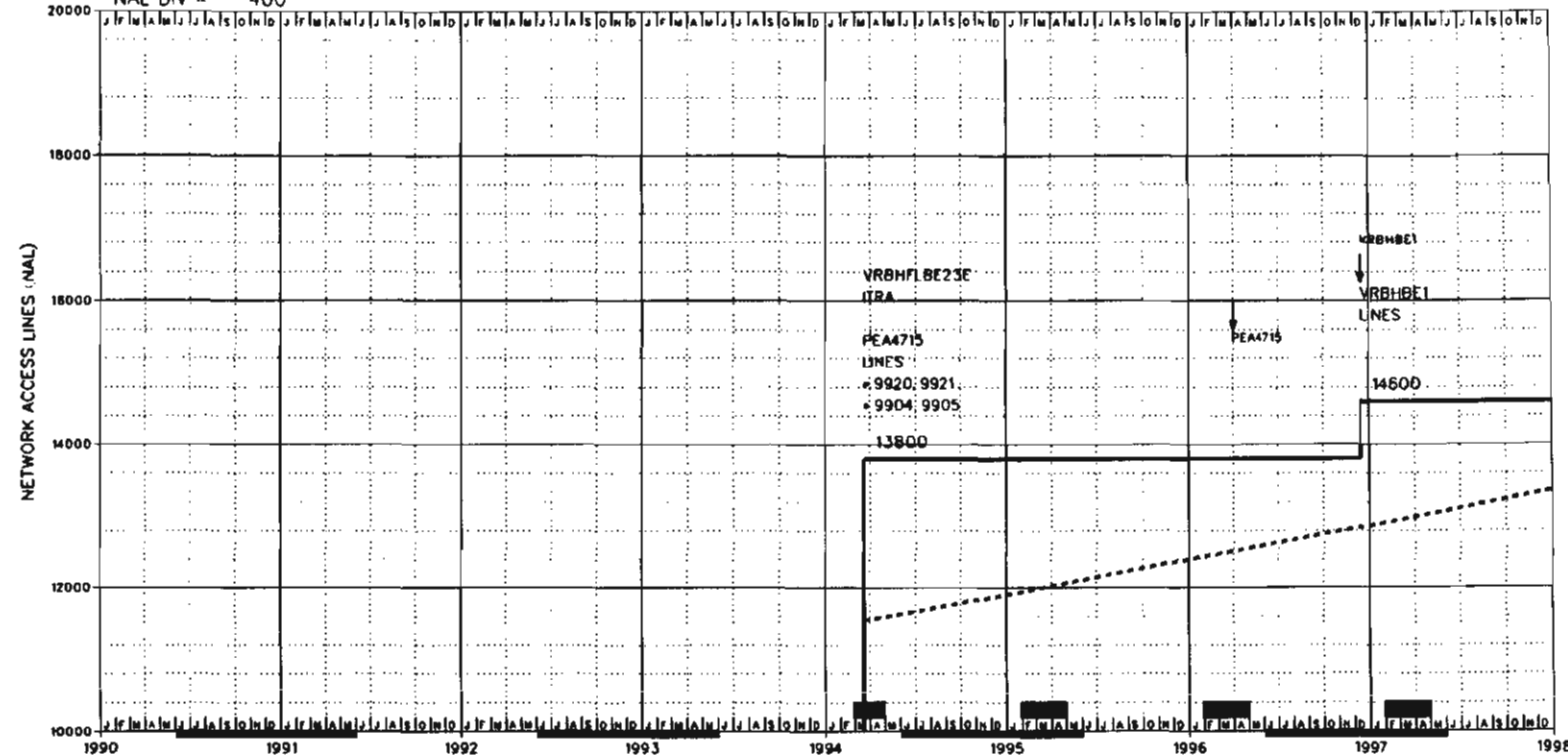
ENTITY: VR8HFLBE23E  
 ENT TERM: 03/20/94

LSOF SYSTEM  
 GRAPHIC PART B VERSION 1.00  
 DATABASE: LIVE

DATE: 01/14/92  
 TIME: 19:01:07  
 CHART NO.: 40-1  
 EQ TYPE: 2BES

JOB/AOJ/AT	PEAS574	PEA6755	PEAS817	1993AT1	PEA2776
EVENT-NUM	EVT1	EVT1	EVT1		EVT1
EVENT-DATE	05/12/91	12/21/91	06/14/93	03/20/94	03/20/94
ROYSO/TOATE	05/12/91	12/21/91	06/14/93	03/20/94	03/20/94
REQSD	05/12/91	12/21/91	06/14/93	##/##/##	03/20/94
CAP EXH.	##/##/##	##/##/##	##/##/##	##/##/##	##/##/##
SHIP DATE	03/05/91	11/09/91	03/28/93	##/##/##	03/20/94
JOB DESC.	GEN	MISC	GA	ITRA	01SP
NAL TRANS				-11540	
TRANS ENT				VR8HFLBE050	
LSE1	NTW	NTW	NTW		NTW
NAL CAP SE	11800	11800	1100 12900		-12900 0
TC	11800	11800	1100 12900		-12900 0
LNS	11300	11300	1600 12900		-12900 0
NOS	11900	11900	8500 20400		-20400 0
ML	11300	11300	1600 12900		-12900 0
CNTRX CAP	0	0	0		0
INST. NOS	20000	20000	10000 30000		-30000 0
UAY ASSGN	6033	6033	6033		-6033 0
%FNOS			85.00		
INST. LNS	14336	14336	2048 16384		-16384 0
UAY ASSGN	1878	1878	268 2146		-2146 0
%TOTAL FILL	92.71	92.71	90.60		
LNCAP IN LNS	11300	11300	1600 12900		-12900 0
SIZING DATE			02/15/91		09/24/89
NDO DUE	01/12/91	09/27/91	06/01/92		05/22/93
TELCO DUE	01/26/91	10/19/91	09/28/92		09/18/93
TURNOVER	05/12/91	12/07/91	06/14/93		03/20/94
GENERIC SVC					
GENERIC	28E4.06	28E4.06	28E4		0
CONC RATIO	4:1	4:1	4:1		
ENG LSF					
ENG CCS/NAL	2.32	2.32	2.32		0.00
DESIGN BS	1992	1992			
MRAJ	0.00	0.00	9.17		0.00
PROCESSOR	24400	24400	24400		-24400 0
CAP TRUNK					
DGTL TK UNIT					
LLN/LT/SH/NM	7	7	1 8		-8 0
LSR/LTS/##	28	28	4 32		-32 0
LSH/##/L32					0 0
TSC/##/TSS/NP	0	0	0		0 0
TLN/##/L64					0 0
TOT FR/SHL	0	0	3		0
REUSE FR/SHL	0	0	3		0
GROSS ADONS	0	24	400		0
EXT JOB DESC	1+COIN/FLEX				0
%CTDIP	5.00	5.00	5.00		0.00
JOB CAT.	G	M	A		0

NAL DIV = 400



NOTES:  
 9904 CCS7 TRUNK SIGNALING  
 9905 TOUCHSTAR PHASE I  
 9920 SSP/800 LOCATION  
 9921 RINGMASTER

REASON FOR REISSUE:  
 2995 750 BEACHLAND BLVD  
 VERO BCH

DATE OF ISSUE: 01/14/92  
 EXCHANGE: VERO BEACH  
 DATABASE: LIVE  
 EQ TYPE: DCTL  
 NXX:  
 231F 234F

BUILDING: VRBHFLBE STATE: FL  
 LATA: SOET/460  
 COMPANY: SBEL AREA: SBFX  
 DIVISION: NORT DISTRICT: INRV  
 EXHAUST: 01/01/95  
 CONTACT: A.HOKSTAD  
 NUMBER  
 EQ ENGINEER

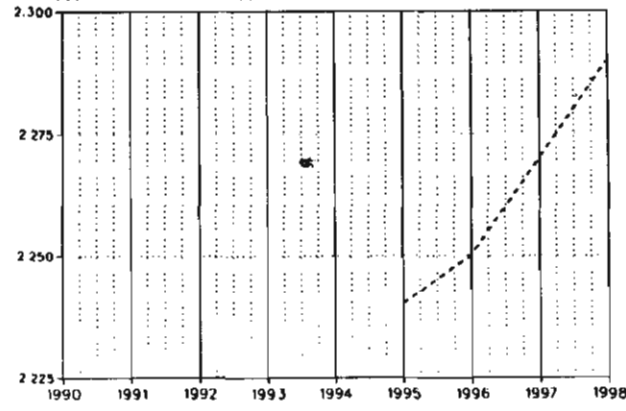
E. A DATE 06/20/92  
 DIR CLOSE 04/20/90  
 DIR DELIVER 07/09/90  
 NAL FCST 06/15/91  
 CCS FCST 08/15/91  
 ENTITY CUT 03/20/94  
 ENTITY TERM 01/01/99  
 LATEST NAL  
 SWITCH HOST  
 ENTITY:

CHART:  
 VRBHFLBEDSO 40.2

YEAR	1990	1991	1992	1993	1994	1995	1996	1997	1998
NAL						11895 (F)	12393 (F)	12868 (F)	13358 (F)
LINES						11895	12393	12868	13358
CCS/NAL						2.24	2.25	2.27	2.29
CCS STATUS									
NAL/LN RATIO						1.00000	1.00000	1.00000	1.00000

SVC.	1990	1991	1992	JDBNUM	RDYSD	REQSD	SHIP
DTS				PEA4715	03/20/94	04/01/96	11/13/93
IML				VRBHBE1	12/15/98	12/15/98	08/01/98
%IFFM							



REPORT: PARTB  
 PAGE: 1 OF 1  
 BUILDING: VRBH BEACHLAND  
 ENT CUT: 03/20/94

ENTITY: VR8HFLBEDSO  
 ENT TERM: 01/01/99

LSDP SYSTEM  
 GRAPHIC PART 8 VERSION 1.00  
 DATABASE: LIVE

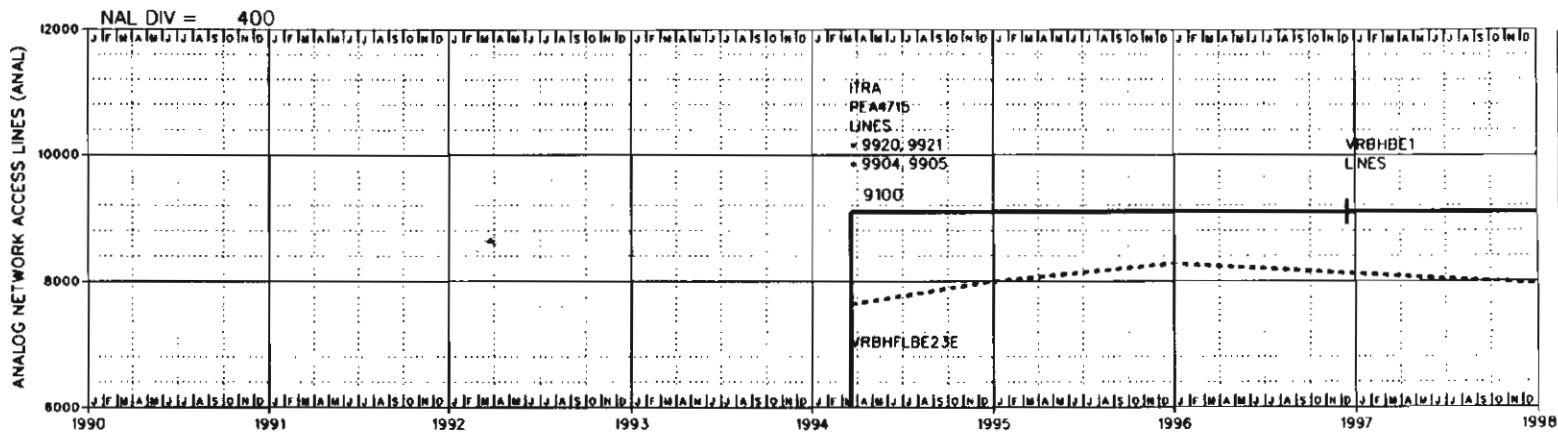
DATE: 01/14/92  
 TIME: 19:01:07  
 CHART NO.: 40.2  
 EQ TYPE: DCTL

JOB/ADJ/AT	1993AT1	PER4715	VR8HBE1
EVENT-NUM		EVT1	EVT1
EVENT-DATE	03/20/94	03/20/94	12/15/96
RDYSO/TOATE	03/20/94	03/20/94	12/15/96
REQSO	**/**/**	04/01/96	12/15/96
CAP EXH.	**/**/**	08/01/96	**/**/**
SHIP DATE	**/**/**	11/13/93	08/01/96
JOB OESC.	ITRA	REPL	GA
NAL TRANS	11S40		
TRANS ENT	VR8HFL8E23E		
LSET		NTW	NTW
NAL CAP SE		24500 24500	4200 28700
TC		24500 24500	4200 28700
LNS		13800 13800	800 14600
NOS		21300 21300	
ML		13800 13800	800 14600
CNTRX CAP		100 100	100
INST. NOS		30000 30000	30000
UAV ASSGN		5000 5000	5000
%FNOS		85.00	85.00
INST. LNS		16928 16928	800 17728
UAV ASSGN		250 250	250
%TOTAL FILL		84.20	83.78
LNCAP IN LNS		13800 13800	800 14600
SIZING DATE		09/24/90	
NOD OUE		01/16/93	02/01/96
TELCO DUE		05/15/93	05/01/96
TURNOVER		02/20/94	12/15/96
GENERIC SVC			
GENERIC			
CONC RATIO			
ENG LSF			
ENG CCS/NAL			
DESIGN 8S			
MRAJ		32.89	0.00
PROCESSOR		100000	100000
CAP TRUNK		48	48
DCTL TK UNIT		0	
LLN/LT/SH/NM		0	0
LSR/LTS/**			
LSH/**/L32			
TSC/**/TSS/NP		0	0
TLN/**/L64			
TOT FRS/SHL		35	2
REUSE FR/SHL			0
GROSS ADONS		1400	200
EXT JOB OESC		1SDN	
%CTOIP		5.00	5.00

JOB CAT.

1

A



NOTES:  
 9904 CCS7 TRUNK SIGNALING  
 9905 TOUCHSTAR PHASE I  
 9920 SSP/800 LOCATION  
 9921 RINGMASTER

YEAR	1990	1991	1992	1993	1994	1995	1996	1997	1998
NAL						7995 (F)	8278 (F)	8118 (F)	7958 (F)
ANAL LNS						7995	8278	8118	7958
CCS/NAL						2.15	2.16	2.17	2.18
CCS ACTUAL									
NAL/LN RATIO						1.00000	1.00000	1.00000	1.00000

REASON FOR REISSUE:  
 2995 750 BEACHLAND BLVD  
 VERO BCH

DATE OF ISSUE: 01/14/92  
 EXCHANGE: VERO BEACH  
 DATABASE: LIVE  
 CO TYPE: DCTL

ANALOG

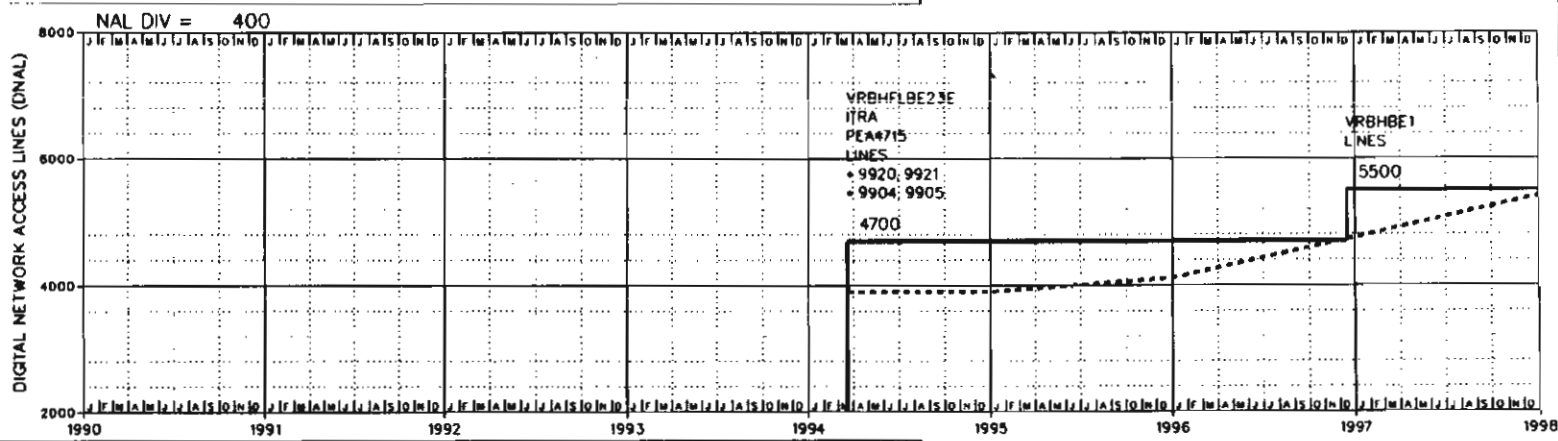
BUILDING SWITCH HOST VRBH BEACH AND

FCST DATE 06/15/91  
 LATEST ANAL -9998998  
 CONTACT A.HOKSTAD  
 CONTACT NO.  
 EQUIP ENCR

DIGITAL

OLCFST DATE 07/01/91  
 LATEST DNAL -9998998  
 LATEST SLC -9998998  
 LATEST URBAN -9998998  
 LATEST D112 -9998998

ENTITY: CHART:  
 VRBHFLBEDSO 40.2



YEAR	1990	1991	1992	1993	1994	1995	1996	1997	1998
NAL						3900 (F)	4115 (F)	4750 (F)	5400 (F)
DGTL CCS/NAL						2.41	2.42	2.43	2.44
CCS ACTUAL									
SLC SYS						50	57	64	
URBAN SYS									
NAL/LN RATIO						1.00000	1.00000	1.00000	1.00000



REPORT: PARTB

PAGE: 1 OF 1

BUILDING: VRBH BEACHLAND  
ENT CUT: 03/20/94

ENTITY: VRBHFLBE0SO  
ENT TERM: 01/01/99

LSOF SYSTEM  
DIGITAL PART B VERSION 1.00  
DATABASE: LIVE

DATE: 01/14/92  
TIME: 19:01:07  
CHART NO.: 40.2  
EO TYPE: OCTL

JOB/AOJ/AT	1993AT1	PEA4715	VRBHBE1
EVENT-NUM		EVT1	EVT1
EVENT-DATE	03/20/94	03/20/94	12/15/96
ROYSO/TORATE	03/20/94	03/20/94	12/15/96
REOSO	**/**/**	04/01/96	12/15/96
CAP EXH.	**/**/**	08/01/96	**/**/**
SHIP DATE	**/**/**	11/13/93	08/01/96
JOB QESC.	ITRA	REPL	GA
TRANS ENT	VRBHFLBE23E		

ANALOG SECTION -----

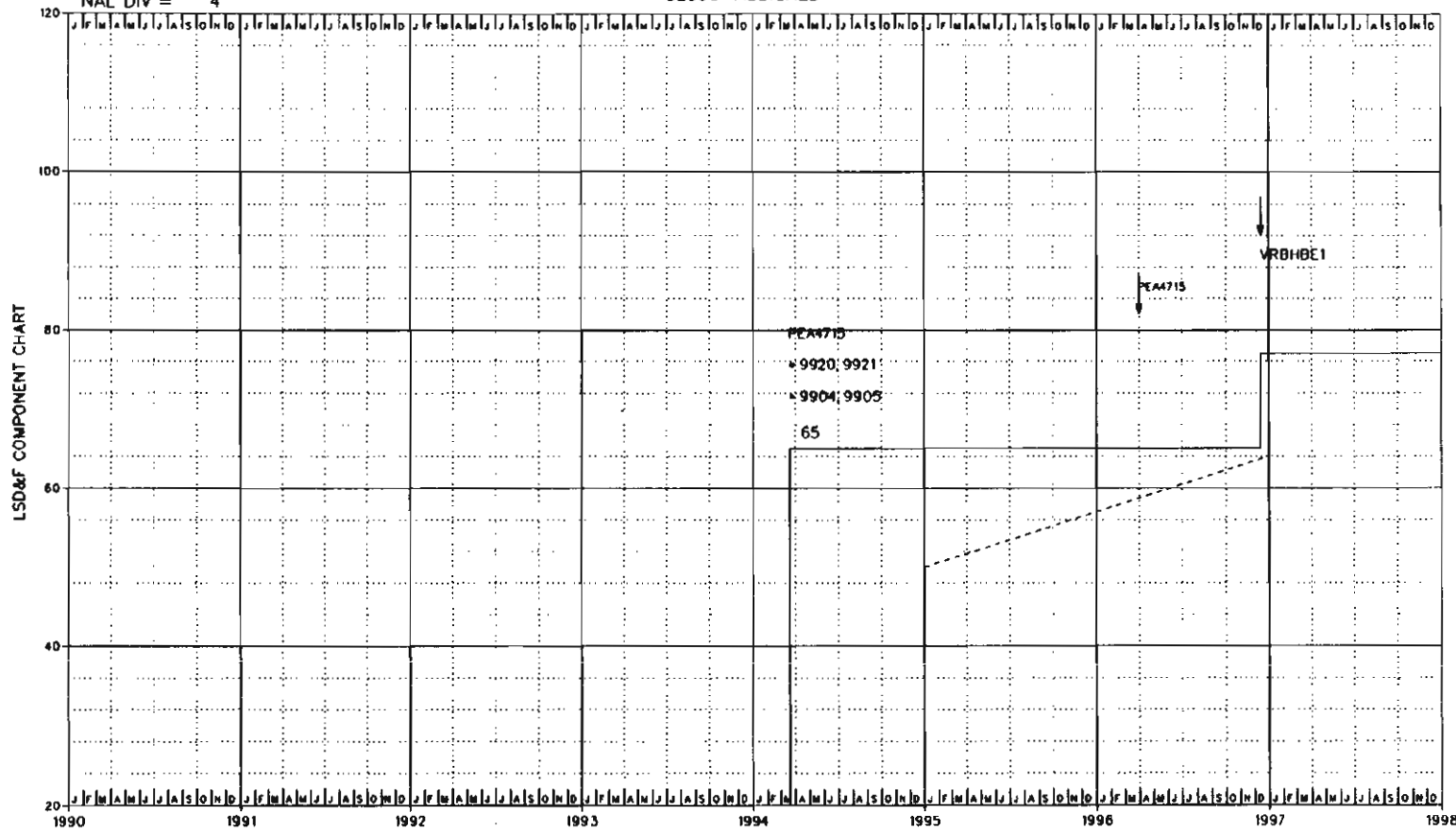
NAL TRANS	7640			
NAL CAP TC		14700	14700	14700
LNS		9100	9100	9100
ML		9100	9100	9100
LINE UNITS		16	16	16
INST. LNS		10240	10240	10240
URV ASSGN		154	154	154
%FILL		90.22		90.22
ALNCAP LNS		9100	9100	9100
RENG CCS NAL		2.16		2.16
ANLG DEF LNS				
ISDN CAP TC		90	90	90
ISDN CAP LNS		90	90	90
ISDN CAP ML		90	90	90
ISDN LN MOD		1	1	1
ISDN INS LNS		160	160	160
ISDN URV LNS		170	170	-100
ISDN %FILL		100.00		100.00
ISDN ENG CCS		20.00		20.00

DIGITAL SECTION -----

NAL TRANS	3900			
NAL CAP TC		9800	9800	4200
LNS		4700	4700	800
ML		4700	4700	800
LINE UNITS		11	11	13
INST. LNS		6688	6688	800
URV ASSGN		96	96	7488
%FILL		75.00		75.00
DLNCAP LNS		4700	4700	800
DENG CCS NAL		2.42		2.45
CAP SLC SYS		65	65	12
ENG SLC MD 1				77
ENG SLC MD 2				
DEF SLC SYS			0	0
CAP URBN SYS				
DEF URBN SYS				
CAP DMS112				
SLC DLU				
URBAN DLU				

NAL DIV = 4

SLC96-ASSIGNED



NOTES:  
 9904 CCS7 TRUNK SIGNALING  
 9905 TOUCHSTAR PHASE I  
 9920 SSP/800 LOCATION  
 9921 RINGMASTER

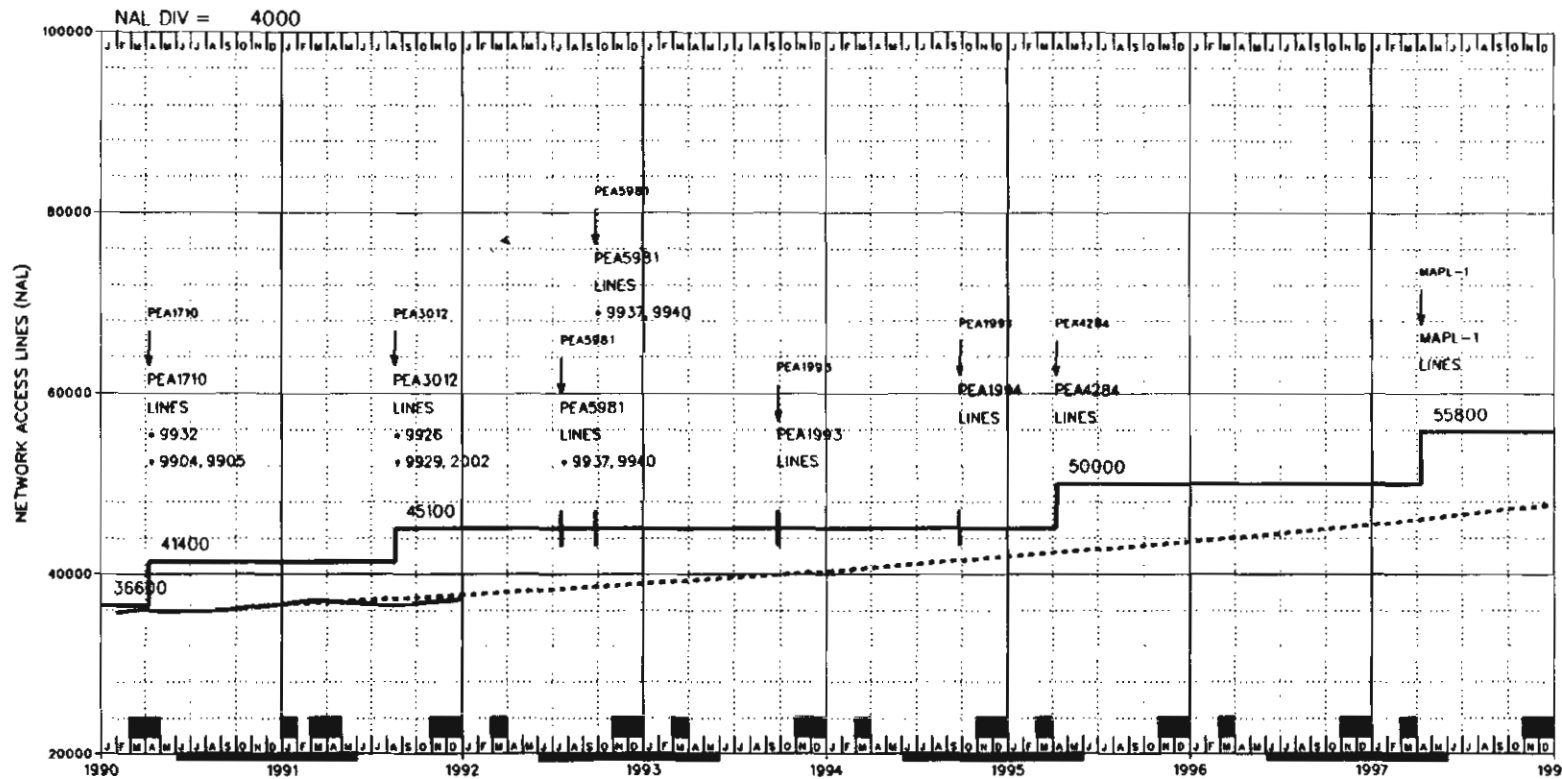
REASON FOR REISSUE:  
 2995 750 BEACHLAND BLVD  
 VERO BCH

DATE OF ISSUE: 01/14/92  
 EXCHANGE: VERO BEACH  
 DATABASE LIVE  
 EQ TYPE: DCTL  
 NXX: 231F 234F

BUILDING: VRBHFLBE STATE: FL  
 LATA: SOET/460  
 COMPANY: SBEL AREA: SBFX  
 DIVISION: NDRT DISTRICT: INRV  
 EXHAUST: 01/01/95  
 CONTACT: A.HOKSTAD  
 NUMBER:

YEAR	1990	1991	1992	1993	1994	1995	1996	1997
DEMAND/GAIN						50 (F) 7	57 (F) 7	64 (F)
SLC MODE 1C						50	57	64
SLC MODE 1F								
SLC MODE 2C								
SLC MODE 2F								

ENTITY: VRBHFLBEDSO CHART: 40.2



NOTES:  
 2002 RACF  
 9904 CCS7 TRUNK SIGNALING  
 9905 TOUCHSTAR PHASE I  
 9926 CCS ACCESS CAPABILITY  
 9929 TOUCHSTAR PHASE I & II  
 9932 100% AMA RECORDING  
 9937 CARRIER IDENT. CODE (CIC) EXPAN. (FC B)  
 9940 CALL FWD-DONT-ANSWER AFTER CALL WAITING

REASON FOR REISSUE:  
 2997 1976 16TH AVENUE  
 VERO BCH

DATE OF ISSUE: 01/14/92  
 EXCHANGE: VERO BEACH  
 DATABASE: LIVE  
 EQ TYPE: 5ES  
 NXX:  
 270 562 563 567 569 770  
 778

BUILDING: VRBFLMASTATE: FL  
 LATA: SOET/460  
 COMPANY: SBEL AREA: SBF X  
 DIVISION: NORT DISTRICT: INRV  
 EXHAUST: 11/23/86  
 CONTACT: ABHOKSTAD  
 NUMBER MLHULL  
 EQ ENGINEER

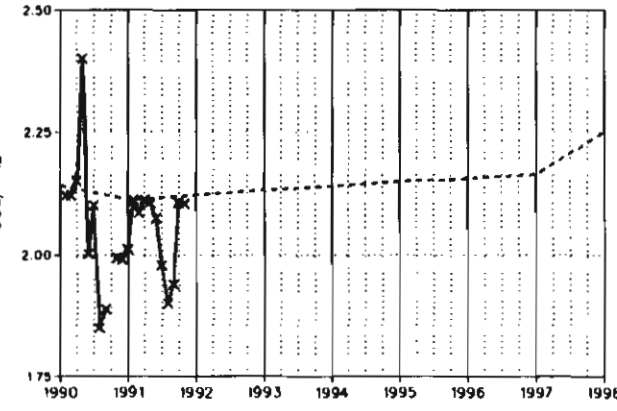
E. A. DATE 10/17/87  
 DIR CLOSE 04/25/92  
 DIR DELIVER 07/09/92  
 NAL FCST 06/15/91  
 CCS FCST 08/15/91  
 ENTITY CUT 08/29/87  
 ENTITY TERM 01/01/99  
 LATEST NAL 37257  
 SWITCH HOST

ENTITY: CHART:  
 VRBFLMADSO 41.0

YEAR	1990	1991	1992	1993	1994	1995	1996	1997	1998
NAL	35445 (A)	36685 (A)	37711 (F)	38975 (F)	40319 (F)	41991 (F)	43585 (F)	45509 (F)	47729 (F)
LINES	35445	36685	37711	38975	40319	41991	43585	45509	47729
CCS/NAL	2.14	2.11	2.12	2.13	2.14	2.15	2.16	2.16	2.25
CCS STATUS	A	A							
NAL/LN RATIO	1.00000	1.00000	1.00000	1.00000	1.00000	1.00000	1.00000	1.00000	1.00000

SVC.	1990	1991	1992	JOBNUM	RDYSD	REQSD	SHIP
DTS	0	0	0	PEA1710	04/08/90	04/08/90	02/10/90
	0	0	0	PEA3012	08/18/91	08/18/91	02/09/91
	0	0	0	PEA5981	07/19/92	07/19/92	05/18/92
	0	0	0	PEA5981	09/27/92	09/27/92	05/16/92
	0	0	0	PEA1993	09/27/93	09/27/93	05/16/93
IML				PEA1994	09/27/94	09/27/94	05/16/94
				PEA4284	04/09/95	04/09/95	01/21/95
%IFFM				MAPL-1	04/10/97	04/10/97	01/22/97



REPORT: PART B

PAGE: 1 OF 2

BUILDING: VERO BEACH MAIN  
ENT CUT: 08/29/87

ENTITY: VR8HFLMAOSO  
ENT TERM: 01/01/99

L50F SYSTEM  
GRAPHIC PART 8 VERSION 1.00  
DATABASE: LIVE

DATE: 01/14/92  
TIME: 19:01:07  
CHART NO.: 41.0  
EO TYPE: SES

JOB/ROJ/AT	PEA1710	PEA3012	PEA5981	PEA5981	PEA1993	PEA1994
EVENT-NUM	EVT1	EVT1	EVT1	EVT2	EVT1	EVT1
EVENT-DATE	04/08/90	08/18/91	07/19/92	09/27/92	09/27/93	09/27/94
RDY50/TOATE	04/08/90	08/18/91	09/27/92	09/27/92	09/27/93	09/27/94
REQ50	04/08/90	08/18/91	07/19/92	09/27/92	09/27/93	09/27/94
CAP EXH.	##/##/##	##/##/##	08/20/95	##/##/##	##/##/##	##/##/##
SHIP DATE	02/10/90	02/09/91	05/16/92	05/16/92	05/16/93	05/16/94
JOB DESC.	GA	GA	TKS	GEN	MISC	GENERIC
NAL TRANS						
TRANS ENT						
LSEI	NTW	NTW	NTW	NTW	NTW	NTW
NAL CAP SE	6900 72800	8700 81500	3700 85200	85200	85200	85200
TC	6900 72800	8700 81500	3700 85200	85200	85200	85200
LNS	4800 41400	3700 45100	3700 45100	45100	45100	45100
NOS	8500 49700	-1100 48600	48600	48600	48600	48600
ML	4800 41400	3700 45100	45100	45100	45100	45100
CNTRX CAP						
INST. NOS	10000 70000	70000	70000	70000	70000	70000
UAV ASSGN	11475	1297 12772	12772	12772	12772	12772
%FNOS	85.00	85.00	85.00	85.00	85.00	85.00
INST. LNS	5440 50304	5184 55488	55488	55488	55488	55488
UAV ASSGN	38 695	695	695	695	695	695
%TOTAL FILL	83.45	82.31	82.31	82.31	82.31	82.31
LNCAP IN LNS	4800 41400	3700 45100	45100	45100	45100	45100
SIZING DATE	08/01/88	03/01/90	03/18/91	03/18/91	12/09/91	12/09/91
NOO DUE	04/15/89	05/26/90	09/21/91	09/14/91	09/14/92	09/14/93
TELCO DUE	08/12/89	08/21/90	11/23/91	11/23/91	11/23/92	11/23/93
TURNOVER	06/17/90	08/18/91	07/19/92	09/27/92	09/27/93	09/27/94
GENERIC SVC			09/11/92	09/11/92		
GENERIC	SES	SE6	SE6	SE7	SE7	SE9
CONC RATIO	8:1	8:1	8:1	8:1	8:1	8:1
ENG LSF						
ENG CCS/NAL	2.18	2.07	2.07	2.07	2.07	2.07
DESIGN 85						
MRAJ	16.33	43.70	19.68	19.68	0.00	0.00
PROCESSOR	208000	208000	208000	208000	208000	208000
CAP TRUNK	112	112	128	128	128	128
DGTL TK UNIT	1	1	16	16	0	0
LLN/LT/SM/NM	3 20	1 21	1 22	22	22	22
LSR/LTS/##						
LSH/##/L32						
TSC/##/TSS/NP	15 151	10 161	10 171	171	171	171
TLN/##/L64						
TOT FRS/SHL	5	0	1	0	0	0
REUSE FR/SHL	0	0	0	0	0	0
GROSS ADDNS	1255	480	333	0	0	0
EXT JOB DESC	GEN SES/TCHS	RACF/TSTR14I	TSTR-1/150N	GENERIC	FEATURES	GEN. SM MEM
%CTDIP	6.80	6.80	6.80	6.80	6.80	6.80

JOB CAT.    A                    A                    T                    G                    M                    G

REPORT: PARTB

PAGE: 2 OF 2

BUILDING: VERO BEACH MAIN

ENT CUT: 08/29/87

ENTITY: VRBFLMADSO

ENT TERM: 01/01/99

LSOF SYSTEM  
GRAPHIC PART B VERSION 1.00  
DATABASE: LIVE

DATE: 01/14/92

TIME: 19:01:07

CHART NO.: 41.0

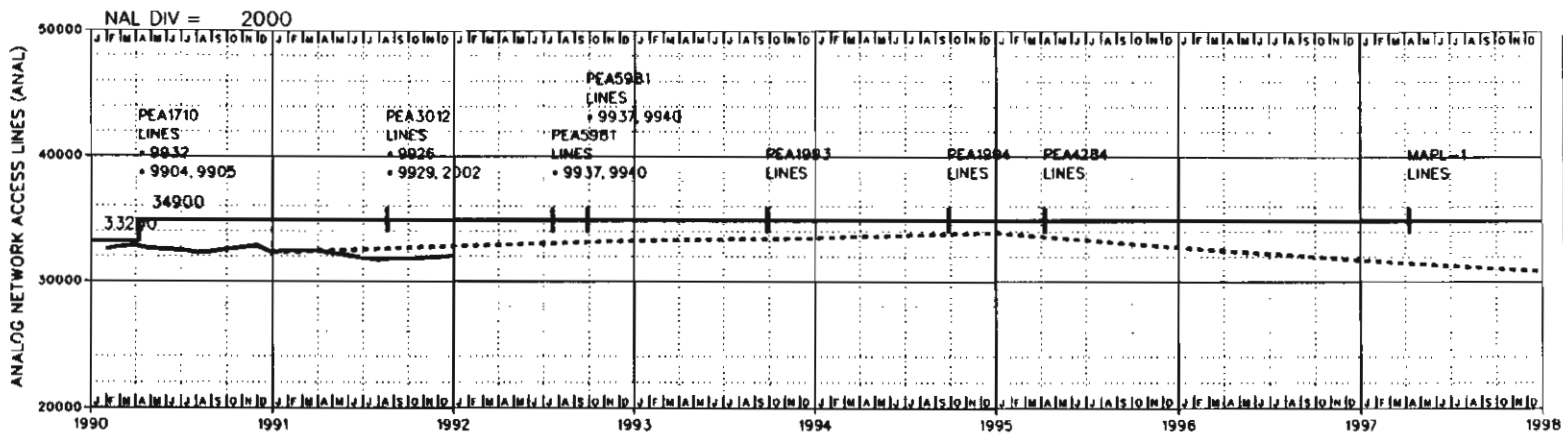
EQ TYPE: SES

JOB/AOJ/AT	PEA4284		MAPL-1	
EVENT-NUM	EVT1		EVT1	
EVENT-DATE	04/09/95		04/10/97	
RDYSD/TDATE	04/09/95		04/10/97	
REQSO	04/09/95		04/10/97	
CAP EXH.	##/##/##		##/##/##	
SHIP DATE	01/21/95		01/22/97	
JOB OESC.	GA		GA	
NAL TRANS				
TRANS ENT				
LSE1	NTW		NTW	
NAL CAP SE	10400	95600	14500	110100
TC	11200	96400	12200	108600
LNS	4900	50000	5800	55800
NOS	8500	57100	8500	65600
ML	4900	50000	5800	55800
CNTRX CAP				
INST. NOS	10000	80000	10000	90000
URV ASSGN		12772		12772
%FNOS	85.00		85.00	
INST. LNS	8064	63552	8064	71616
URV ASSGN		695		695
%TOTAL FILL	79.55		78.69	
LNCAP IN LNS	4900	50000	5800	55800
SIZING DATE	07/26/91		07/26/91	
NOD DUE	03/26/94		03/27/96	
TELCO DUE	07/23/94		07/24/96	
TURNOVER	04/09/95		04/10/97	
GENERIC SVC				
GENERIC	SE10		SE11	
CONC RATIO	8:1		8:1	
ENG LSF				
ENG CCS/NAL	2.07		2.05	
DESIGN BS				
MRAJ	24.05		0.00	
PROCESSOR		208000		208000
CAP TRUNK	16	144	8	152
DGTL TK UNIT	2			
LLN/LI/SM/NM	2	24	2	26
LSR/LTS/##				
LSH/##/L32				
TSC/##/TSS/NP	14	185	19	204
TLN/##/L64				
TOT FR/SHL	3		2	
REUSE FR/SHL	0		0	
GROSS ADDNS	366		806	
EXT JOB OESC			GROWTH	
%CTOIP	6.80		6.80	

JOB CAT.

A

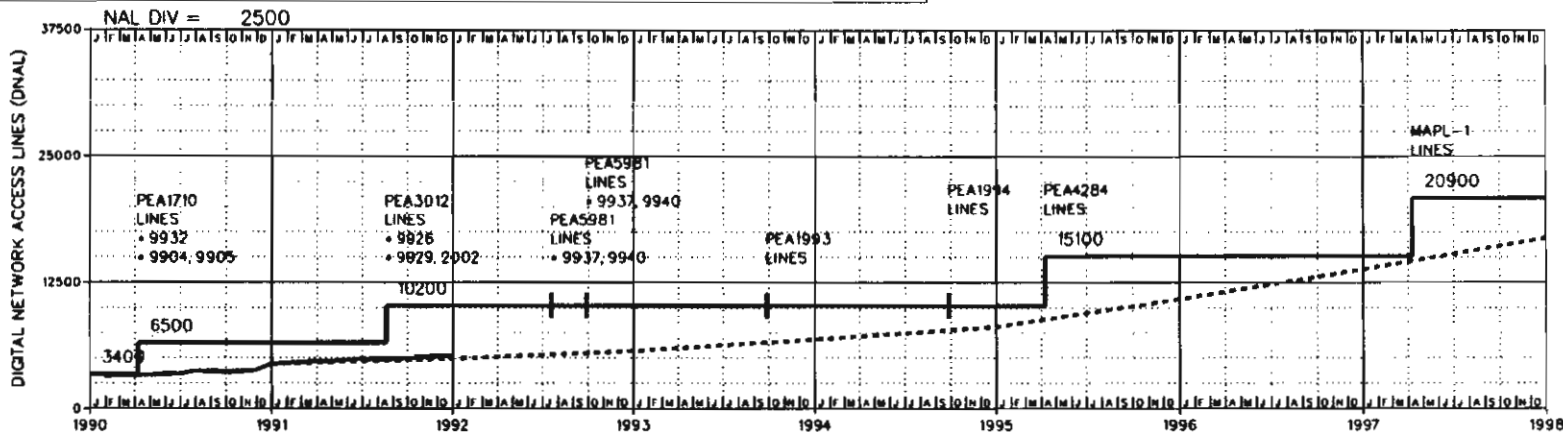
A



NOTES:  
 2002 RACF  
 9904 CCS7 TRUNK SIGNALING  
 9905 TOUCHSTAR PHASE I  
 9926 CCS ACCESS CAPABILITY  
 9929 TOUCHSTAR PHASE I & II  
 9932 100% AMA RECORDING  
 9937 CARRIER IDENT. CODE (CIC) EXPLAN. (FC B)  
 9940 CALL FWD-DONT-ANSWER AFTER CALL WAITING

YEAR	1990	1991	1992	1993	1994	1995	1996	1997	1998
NAL	32401 (A)	32273 (A)	32800 (F)	33267 (F)	33484 (F)	33902 (F)	32740 (F)	31730 (F)	30840 (F)
ANLG LNS	32401	32273	32800	33267	33484	33902	32740	31730	30840
CCS/NAL	2.16	2.13	2.14	2.15	2.16	2.17	2.18	2.19	2.24
ACCS ACTUAL	A	A							
NAL/LN RATIO	1.00000	1.00000	1.00000	1.00000	1.00000	1.00000	1.00000	1.00000	1.00000

REASON FOR REISSUE:  
 2997 1976 16TH AVENUE  
 VERO BCH



DATE OF ISSUE: 01/14/92  
 EXCHANGE: VERO BEACH  
 DATABASE: LIVE  
 EQ TPE: 5ES

ANALOG

BUILDING SWITCH HOST VERO BEACH MAIN

FCST DATE 06/15/91  
 LATEST ANAL 32033  
 CONTACT ABHOKSTAD  
 CONTACT NO. MLHULL  
 EQUIP ENCR

DIGITAL

DLCFCST DATE 07/01/91  
 LATEST DNAL 5224  
 LATEST SLC 85  
 LATEST URBAN 0  
 LATEST DT12 0

YEAR	1990	1991	1992	1993	1994	1995	1996	1997	1998
NAL	3044 (A)	4412 (A)	4911 (F)	5708 (F)	6835 (F)	8089 (F)	10845 (F)	13779 (F)	16889 (F)
DIGIT CCS/NAL	1.94	1.98	2.00	2.02	2.04	2.06	2.08	2.10	2.27
CCCS ACTUAL	A	A							
SLC SYS	48	70	97	111	125	138	185	226	270
URBAN SYS	0	0							
NAL/LN RATIO	1.00000	1.00000	1.00000	1.00000	1.00000	1.00000	1.00000	1.00000	1.00000

ENTITY: VRBHFLMADSO CHART: 41.0



REPORT: PARTB

PAGE: 2 OF 2

BUILDING: VERO BEACH MAIN  
ENT CUT: 08/29/87

ENTITY: VRBHLMAOSO  
ENT TERM: 01/01/99

LSOF SYSTEM  
DIGITAL PART B VERSION 1.00  
DATABASE: LIVE

DATE: 01/14/92  
TIME: 19:01:07  
CHART NO.: 41.0  
EQ TYPE: SES

JOB/ROJ/AT	PEA42B4	MAPL-1
EVENT-NUM	EVT1	EVT1
EVENT-DATE	04/09/95	04/10/97
RDYSD/TOATE	04/09/95	04/10/97
REQSD	04/09/95	04/10/97
CAP EXH.	##/##/##	##/##/##
SHIP DATE	01/21/95	01/22/97
JOB QESC.	GA	GA
TRANS ENT		

ANALOG SECTION -----

NAL TRANS			
NAL CAP TC	-600	60500	60500
LNS		34900	34900
ML		34900	34900
LINE UNITS		78	78
INST. LNS		39936	39936
UAV ASSON		599	599
ZFILL	88.72		88.72
ALNCAP LNS		34900	34900
AENG CCS NAL	2.19		2.19
ANLG DEF LNS			
ISON CAP TC	50	140	220
ISON CAP LNS	50	140	220
ISON CAP ML	50	140	220
ISON LN MOO		1	1
ISON INS LNS	352	512	512
ISON UAV LNS	302	372	-220
ISON ZFILL	100.00		100.00
ISON ENG CCS	20.00		20.00

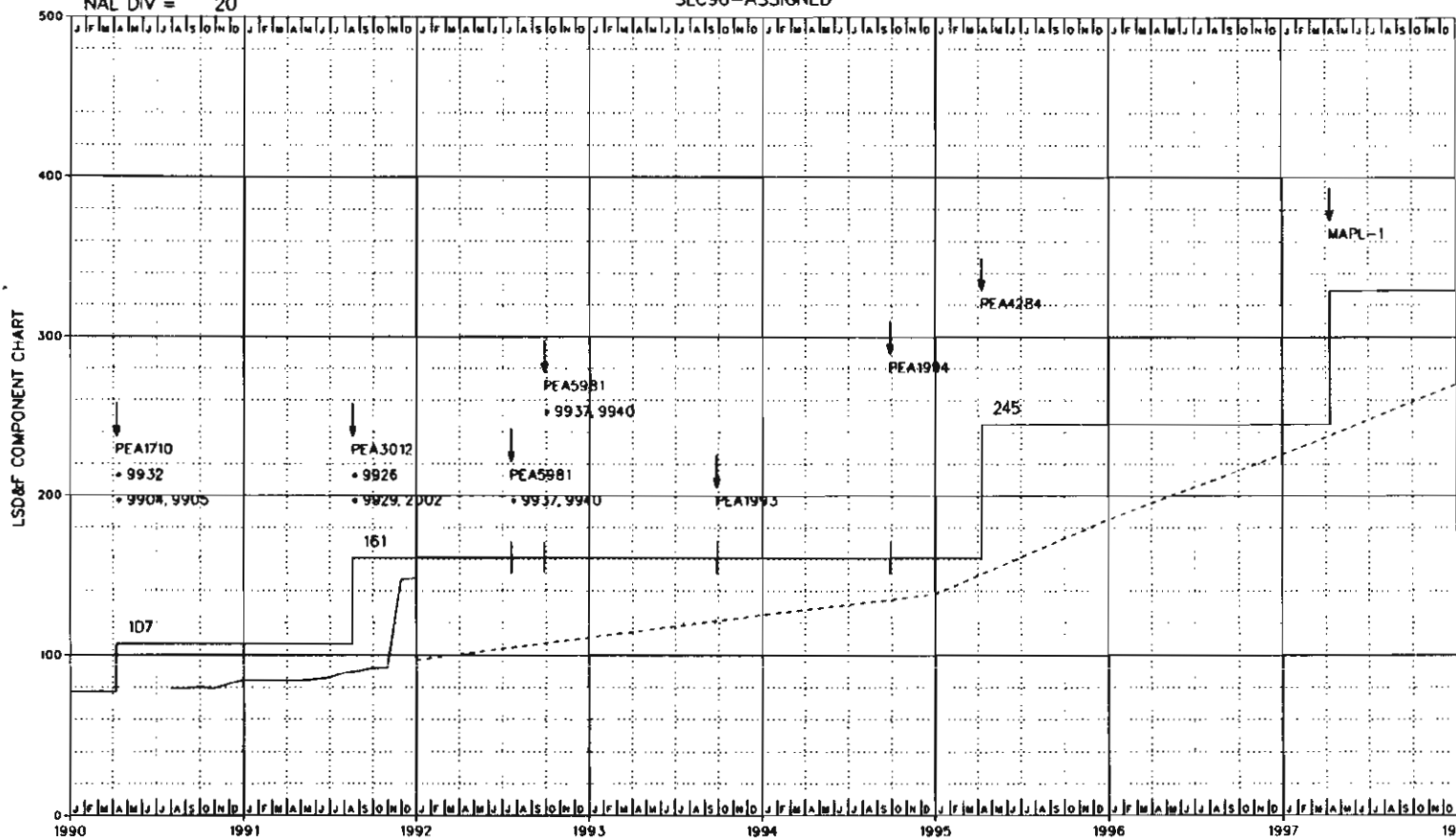
DIGITAL SECTION -----

NAL TRANS			
NAL CAP TC	11800	35900	12200
LNS	4900	15100	5800
ML	4900	15100	5800
LINE UNITS		41	55
INST. LNS	8064	23616	8064
UAV ASSON		96	96
ZFILL	64.20		66.20
DLNCAP LNS	4900	15100	5800
DENG CCS NAL	2.10		2.10
CAP SLC SYS	84	245	84
ENG SLC MO 1	132	293	293
ENG SLC MO 2			
DEF SLC SYS			
CAP URBAN SYS			
DEF URBAN SYS			
CAP DMS112			
SLC DLU			
URBAN DLU			



NAL DIV = 20

SLC96-ASSIGNED



NOTES:  
 2002 RACF  
 9904 CCS7 TRUNK SIGNALING  
 9905 TOUCHSTAR PHASE I  
 9926 CCS ACCESS CAPABILITY  
 9929 TOUCHSTAR PHASE I & II  
 9932 100% AMA RECORDING  
 9937 CARRIER IDENT. CODE (CIC) EXPAN. (FG B)  
 9940 CALL FWD-DONT-ANSWER AFTER CALL WAITING

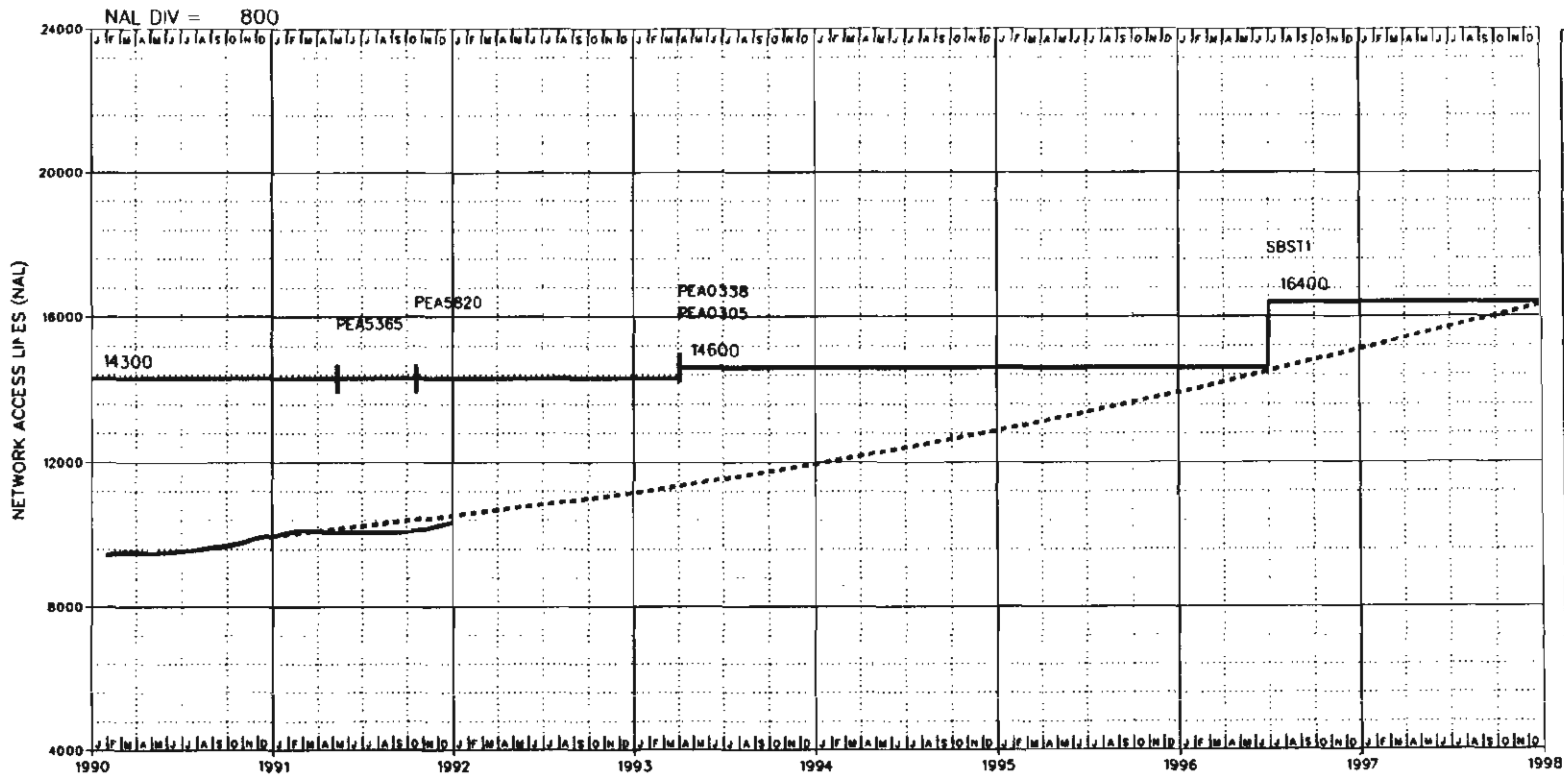
REASON FOR REISSUE:  
 2997 1976 16TH AVENUE  
 VERO BCH

DATE OF ISSUE: 01/14/92  
 EXCHANGE: VERO BEACH  
 DATABASE: LIVE  
 EQ TYPE: 5ES  
 NXX: 270 562 563 567 569  
 770 778

BUILDING: VRBFLMA STATE: FL  
 LATA: SOET/480  
 COMPANY: SBEL AREA: SBFX  
 DIVISION: NORT DISTRICT: INRV  
 EXHAUST: 1/2 V/86  
 CONTACT: ABHOKSTAD  
 NUMBER: MLHULL

YEAR	1990	1991	1992	1993	1994	1995	1996	1997
DEMAND/GAIN	48 (A) 36	84 (A) 13	97 (F) 14	111 (F) 14	125 (F) 13	138 (F) 47	185 (F) 41	226 (F) 44
SLC MODE 1C			19	19	21	21	21	
SLC MODE 1F			20	20	20	22	25	
SLC MODE 2C			33	38	40	40	49	
SLC MODE 2F			25	34	44	55	90	

ENTITY: VRBFLMADSO CHART: 41.0



NOTES:

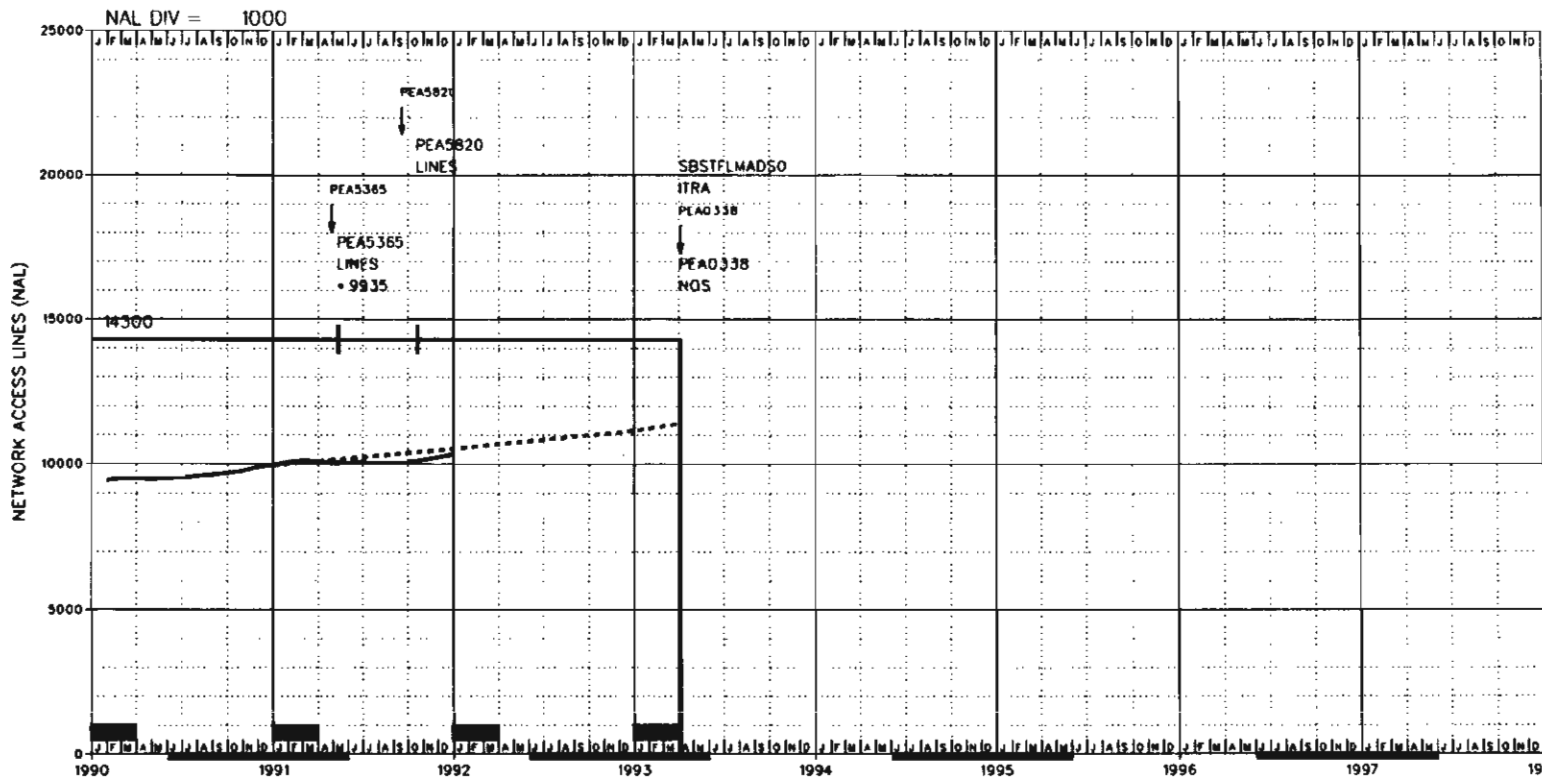
REASON FOR REISSUE:

DATE OF ISSUE: 01/14/92  
 EXCHANGE: SEBASTIAN  
 DATABASE: LIVE

BUILDING: SBSTFLMA STATE: FL  
 LATA: SOET/460  
 COMPANY: SBEL AREA: SBFX  
 DIVISION: NORT DISTRICT INRV  
 EXHAUST: 12/31/99

YEAR	1990		1991		1992		1993		1994		1995		1996		1997	
NAL/GAIN	9308	646	9954	570	10524	622	11146	806	11952	918	12870	1032	13902	1199	15101	1220
NAL/LN RATIO																

BUILDING: SBSTFLMA CHART: 42.0



NOTES:  
9935 1+ COIN EQUAL ACCESS

REASON FOR REISSUE:  
2998 U.S. 1 & MAIN STREET  
SEBASTIAN

DATE OF ISSUE: 01/14/92  
EXCHANGE: SEBASTIAN  
DATABASE: LIVE  
EO TYPE: 2BES  
NXX:  
388 589

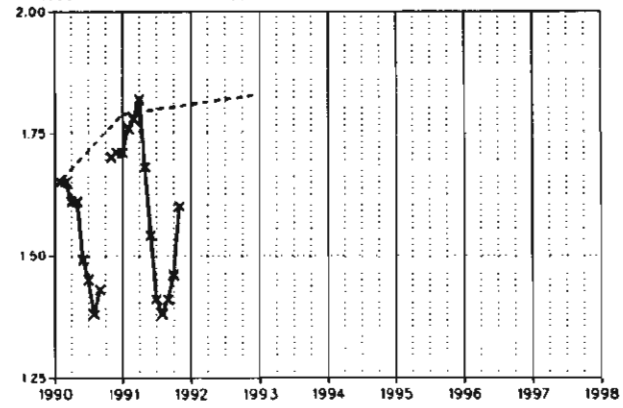
BUILDING: SBSTFLMA STATE: FL  
LATA: SOET/460  
COMPANY: SBEL AREA: SBFX  
DIVISION: NORT DISTRICT: INRV  
EXHAUST: 12/31/99  
CONTACT: ABHOKSIAD  
NUMBER: DJCHOJN  
EO ENGINEER

E. A. DATE: 08/25/86  
DIR CLOSE: 04/25/92  
DIR DELIVER: 07/05/92  
NAL FCST: 06/15/91  
CCS FCST: 08/15/91  
ENTITY CUT: 09/07/80  
LATEST NAL: 10330  
SWITCH HOST

ENTITY: CHART:  
SBSTFLMA58E 42.1

YEAR	1990	1991	1992	1993	1994	1995	1996	1997	1998
NAL	9308 (A)	9954 (A)	10524 (F)	11146 (F)					
LINES	9308	9954	10524	11146					
CCS/NAL	1.64	1.79	1.81	1.83					
CCS STATUS	A	A							
NAL/LN RATIO	1.00000	1.00000	1.00000	1.00000					

SVC.	1990	1991	1992	JOBNUM	RDYSD	REQSD	SHIP
DTS	○○○○○○○○○○	○○○○○○○○○○	○○○○○○○○○○	PEA5365	05/12/91	04/28/91	03/15/91
	○○○○○○○○○○	○○○○○○○○○○	○○○○○○○○○○	PEA5820	10/20/91	09/18/91	06/01/91
	○○○○○○○○○○	○○○○○○○○○○	○○○○○○○○○○	PEA0338	04/04/93	04/04/93	04/04/93
IML	○○○○○○○○○○	○○○○○○○○○○	○○○○○○○○○○				
	○○○○○○○○○○	○○○○○○○○○○	○○○○○○○○○○				
	○○○○○○○○○○	○○○○○○○○○○	○○○○○○○○○○				
%IFFM							



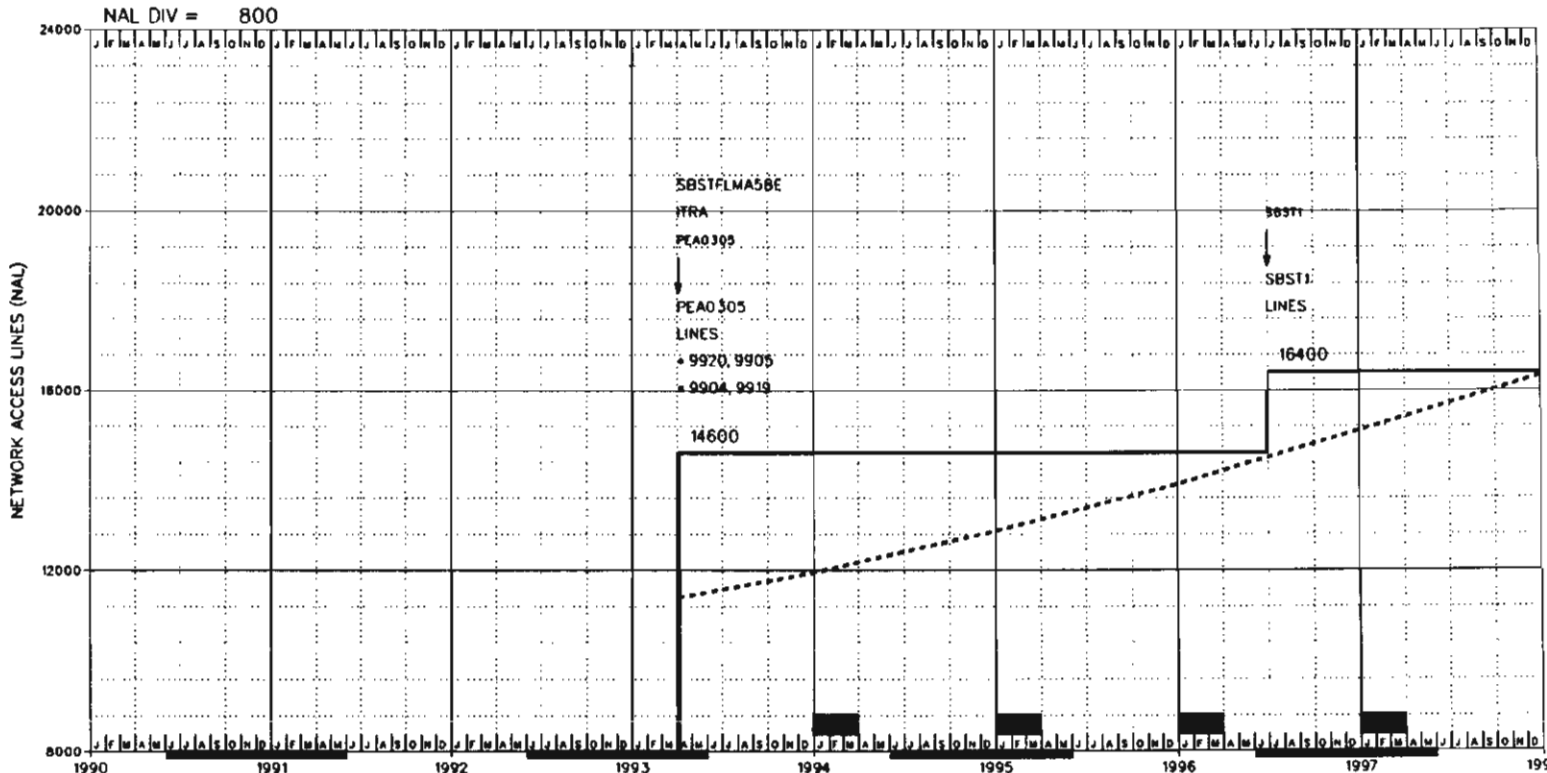
REPORT: PARTB  
 PAGE: 1 OF 1  
 BUILDING: SEBASTIAN MAIN  
 ENT CUT: 09/07/80

ENTITY: S8STFLM5BE  
 ENT TERM: 04/04/93

LSOF SYSTEM  
 GRAPHIC PART B VERSION 1.00  
 DATABASE: LIVE

DATE: 01/14/92  
 TIME: 19:01:07  
 CHART NO.: 42.1  
 EQ TYPE: 28ES

JOB/ROJ/AT	PEAS365	PEAS820	1989AT1	PEA0338
EVENT-NUM	EVT1	EVT1		EVT1
EVENT-DATE	05/12/91	10/20/91	04/04/93	04/04/93
ROYSO/TOATE	05/12/91	10/20/91	04/04/93	04/04/93
REQSO	04/28/91	09/18/91	##/##/##	04/04/93
CAP EXH.	##/##/##	##/##/##	##/##/##	##/##/##
SHIP DATE	03/15/91	06/01/91	##/##/##	04/04/93
JOB DESC.	TKS	TKS	ITRA	01SP
NAL TRANS			-11400	
TRANS ENT			S8STFLMA0SO	
LSE1		NTW		
NAL CAP SE	21700	21700		-21700 0
TC	21700	21700		
LNS	14300	14300		
NOS	16300	16300		-16300 0
ML	14300	14300		-14300 0
CNTRX CAP				0
INST. NOS	20000	20000		-20000 0
UAV ASSGN	816	816		-816 0
%FNOS	85.00	85.00		
INST. LNS	17408	17408		-17408 0
UAV ASSGN	1671	1671		-1671 0
%TOTAL FILL	90.09	90.09		
LNCAP IN LNS	14300	14300		-14300 0
SIZING DATE	10/31/90			09/24/90
NOD DUE	09/21/90	09/01/90		08/01/92
TELCO DUE	11/24/90	04/28/91		12/19/92
TURNOVER	05/12/91	10/20/91		04/04/93
GENERIC SVC				
GENERIC	28E4.06	28E4.06		
CONC RATIO	4:1	4:1		
ENG LSF				
ENG CCS/NAL	1.48	1.48		
DESIGN 8S				
MRAJ	0.00	0.00		0.00 0
PROCESSOR	31000	31000		-31000 0
CAP TRUNK				
DCTL TK UNIT				
LLN/LT/SH/NM	9	9		
LSR/LTS/##	34	34		
LSH/##/L32				
TSC/##/TSS/NP				
TLN/##/L64				
TOT FR5/SHL 0		3		
REUSE FR/SHL 0		3		
GROSS ADDNS 25		250		
EXT JOB DESC				RETIRED
%CTDIP	6.10	6.10		5.00
JOB CAT.	T	T		0



NOTES:  
 9904 CCS7 TRUNK SIGNALING  
 9905 TOUCHSTAR PHASE I  
 9919 CT/DIP FULL IMPLEMENTATION  
 9920 SSP/800 LOCATION

REASON FOR REISSUE:  
 2998 U.S. 1 & MAIN STREET SEBASTIAN

DATE OF ISSUE: 01/14/92  
 EXCHANGE: SEBASTIAN  
 DATABASE: LIVE  
 EO TYPE: DCTL  
 NXX: 388 589

BUILDING: SBSTFLMA STATE: FL  
 LATA: SOET/460  
 COMPANY: SBEL AREA: SBFX  
 DIVISION: NORT DISTRICT: INRV  
 EXHAUST: 12/31/99  
 CONTACT: A.HOKSTAD  
 NUMBER MLHULL  
 EQ ENGINEER

E. A. DATE 11/16/91  
 DIR CLOSE 04/20/90  
 DIR DELIVER 07/12/90  
 NAL FCST 06/15/91  
 CCS FCST 08/15/91  
 ENTITY CUT 04/04/93  
 ENTITY TERM 01/01/99

ENTITY: SBSTFLMADSO CHART: 42.2

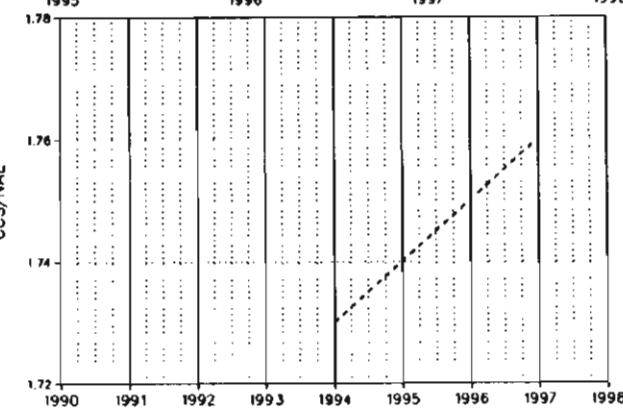
YEAR	1990	1991	1992	1993	1994	1995	1996	1997	1998
NAL					11952 (F)	12870 (F)	13902 (F)	15101 (F)	16321 (F)
LINES					11952	12870	13902	15101	16321
CCS/NAL					1.73	1.74	1.75	1.76	0.00
CCS STATUS									
NAL/LN RATIO					1.00000	1.00000	1.00000	1.00000	1.00000

SVC.	1990	1991	1992
DTS			
IML			
%IFFM			

JOBNUM	RDYSD	REQSD	SHIP
PEA0305	04/04/93	04/04/93	11/28/92
SBST1	06/30/96	06/30/96	04/13/96



REPORT: PARTB  
 PAGE: 1 OF 1  
 BUILDING: SEBASTIAN MAIN  
 ENT CUT: 04/04/93

ENTITY: SBSTFLMADSO  
 ENT TERM: 01/01/99

LSDF SYSTEM  
 GRAPHIC PART B VERSION 1.00  
 DATABASE: LIVE

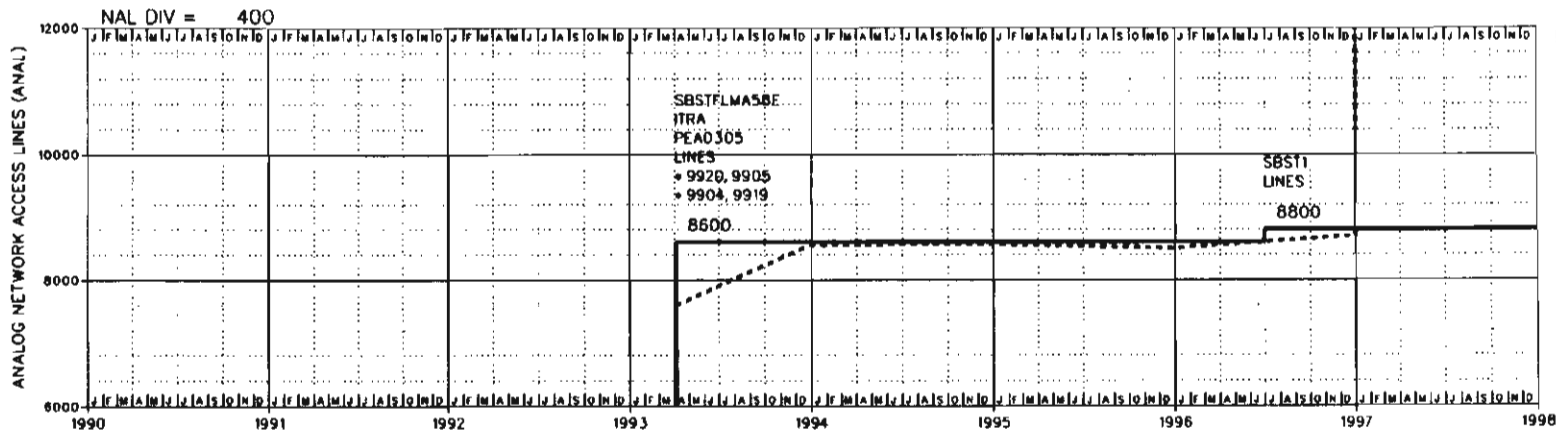
DATE: 01/14/92  
 TIME: 19:01:07  
 CHART NO.: 42.2  
 EO TYPE: OGTL

JOB/ROJ/AT	1989AT1	PEA030S	SBST1
EVENT-NUM		EVT1	EVT1
EVENT-DATE	04/04/93	04/04/93	06/30/96
RDYSO/TOATE	04/04/93	04/04/93	06/30/96
REOSO	###/##/##	04/04/93	06/30/96
CAP EXH.	###/##/##	##/##/##	###/##/##
SHIP DATE	###/##/##	11/28/92	04/13/96
JOB DESC.	ITRA	REPL	GA
NAL TRANS	11400		
TRANS ENT	SBSTFLMA58E		
LSE1		NTW	NTW
NAL CAP SE		26800 26800	2500 29300
TC		26800 26800	-100 26700
LNS		14600 14600	1800 16400
NOS		17000 17000	17000 17000
ML		14600 14600	1800 16400
CNTRX CAP		0	0
INST. NOS		20000 20000	20000
UAV ASSGN		40 40	40
%FNOS		85.00	85.00
INST. LNS		18240 18240	18240
UAV ASSGN		240 240	240
%TOTAL FILL		81.07	85.31
LNCAP IN LNS		14600 14600	1800 16400
SIZING DATE		09/24/90	07/26/91
NOD DUE		02/01/92	06/17/95
TELCO DUE		05/30/92	10/14/95
TURNOVER		03/04/93	06/30/96
GENERIC SVC			
GENERIC			
CONC RATIO			
ENG LSF		1.56	1.61
ENG CCS/NAL			
DESIGN BS			
MRAJ		38.87	0.00
PROCESSOR		100000 100000	100000
CAP TRUNK		48 48	8 56
OGTL TK UNIT		0	0
LLN/LT/SH/NM		0	0
LSR/LTS/##/##		0	0
LSH/##/##/L32		0	0
TSC/##/TSS/NP		0	0
ILN/##/##/L64		0	0
TOT FRS/SHL		33	3
REUSE FR/SHL		0	
GROSS ROOMS		1800	400
EXT JOB OESC		REPL/ISON	
%CTDIP		6.10	6.10

JOB CAT.

I

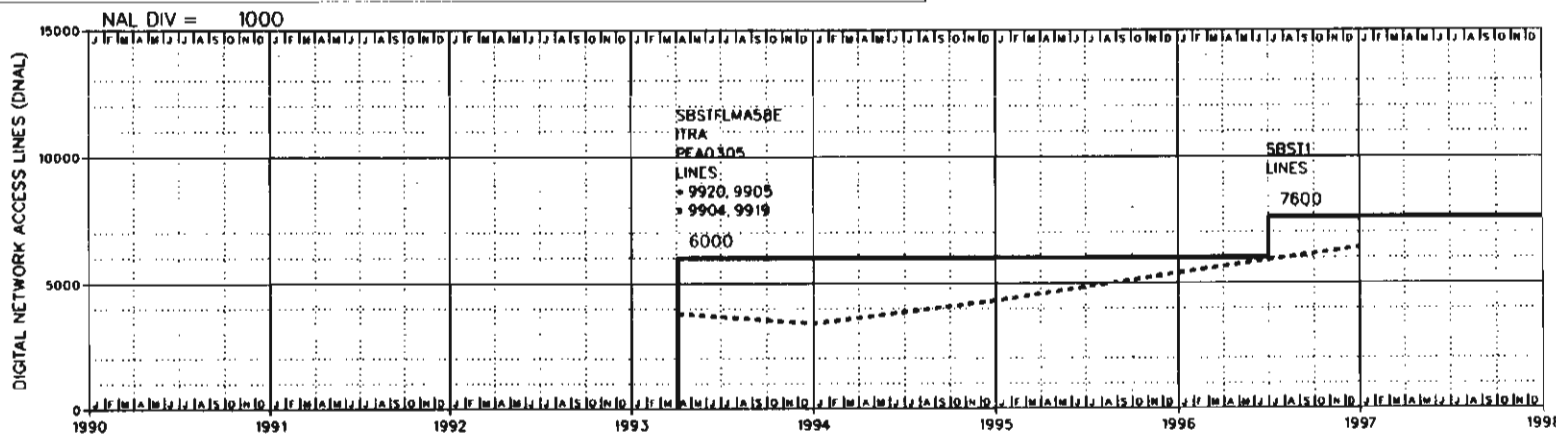
A



NOTES:  
 9904 CCS7 TRUNK SIGNALING  
 9905 TOUCHSTAR PHASE I  
 9919 CT/DIP FULL  
 IMPLEMENTATION  
 9920 SSP/800 LOCATION

YEAR	1990	1991	1992	1993	1994	1995	1996	1997	1998
NAL					8552 (F)	8562 (F)	8499 (F)	8701 (F)	16321 (F)
ANGLNS					8552	8562	8499	8701	16321
CCS/NAL					1.73	1.74	1.75	1.76	0.00
ACCS ACTUAL									
NAL/LN RATIO					1.00000	1.00000	1.00000	1.00000	1.00000

REASON FOR REISSUE:  
 2998 U.S. 1 & MAIN STREET  
 SEBASTIAN



DATE OF ISSUE: 01/14/92  
 EXCHANGE: SEBASTIAN  
 DATABASE: LIVE  
 EO TYPE: DCTL  
 ANALOG

BUILDING: SEBASTIAN MAIN  
 SWITCH HOST

FCST DATE: 06/15/91  
 LATEST ANAL: -9998998  
 CONTACT: A.HOKSTAD  
 CONTACT NO.: MLHULL  
 EQUIP ENGR:

DIGITAL  
 DLFCST DATE: 07/01/91  
 LATEST DNAL: -9998998  
 LATEST SLC: -9998998  
 LATEST URBN: -9998998  
 LATEST D112: -9998998

YEAR	1990	1991	1992	1993	1994	1995	1996	1997	1998
NAL					3400 (F)	4308 (F)	5403 (F)	6400 (F)	
DGTL CCS/NAL					1.73	1.74	1.75	1.76	0.00
DCCS ACTUAL									
SLC SYS					62	73	78	83	
URBAN SYS									
NAL/LN RATIO					1.00000	1.00000	1.00000	1.00000	

ENTITY: CHART:  
 SBSTFLMADSO 42.2

REPORT: PARTB  
 PAGE: 1 OF 1  
 BUILDING: SEBASTIAN MAIN  
 ENT CUT: 04/04/93

ENTITY: SBSTFLMADSO  
 ENT TERM: 01/01/99

LSOF SYSTEM  
 DIGITAL PART 8 VERSION 1.00  
 DATABASE: LIVE

DATE: 01/14/92  
 TIME: 19:01:07  
 CHART NO.: 42.2  
 EQ TYPE: OGTL

JOB/ADJ/AT	1989AT1	PER030S	S8ST1
EVENT-NUM		EVT1	EVT1
EVENT-DATE	04/04/93	04/04/93	06/30/96
ROYSD/TORATE	04/04/93	04/04/93	06/30/96
REQSO	###/###/###	04/04/93	06/30/96
CAP EXH.	###/###/###	###/###/###	###/###/###
SHIP DATE	###/###/###	11/28/92	04/13/96
JOB DESC.	1TRA	REPL	GA
TRANS ENT	SBSTFLMAS8E		

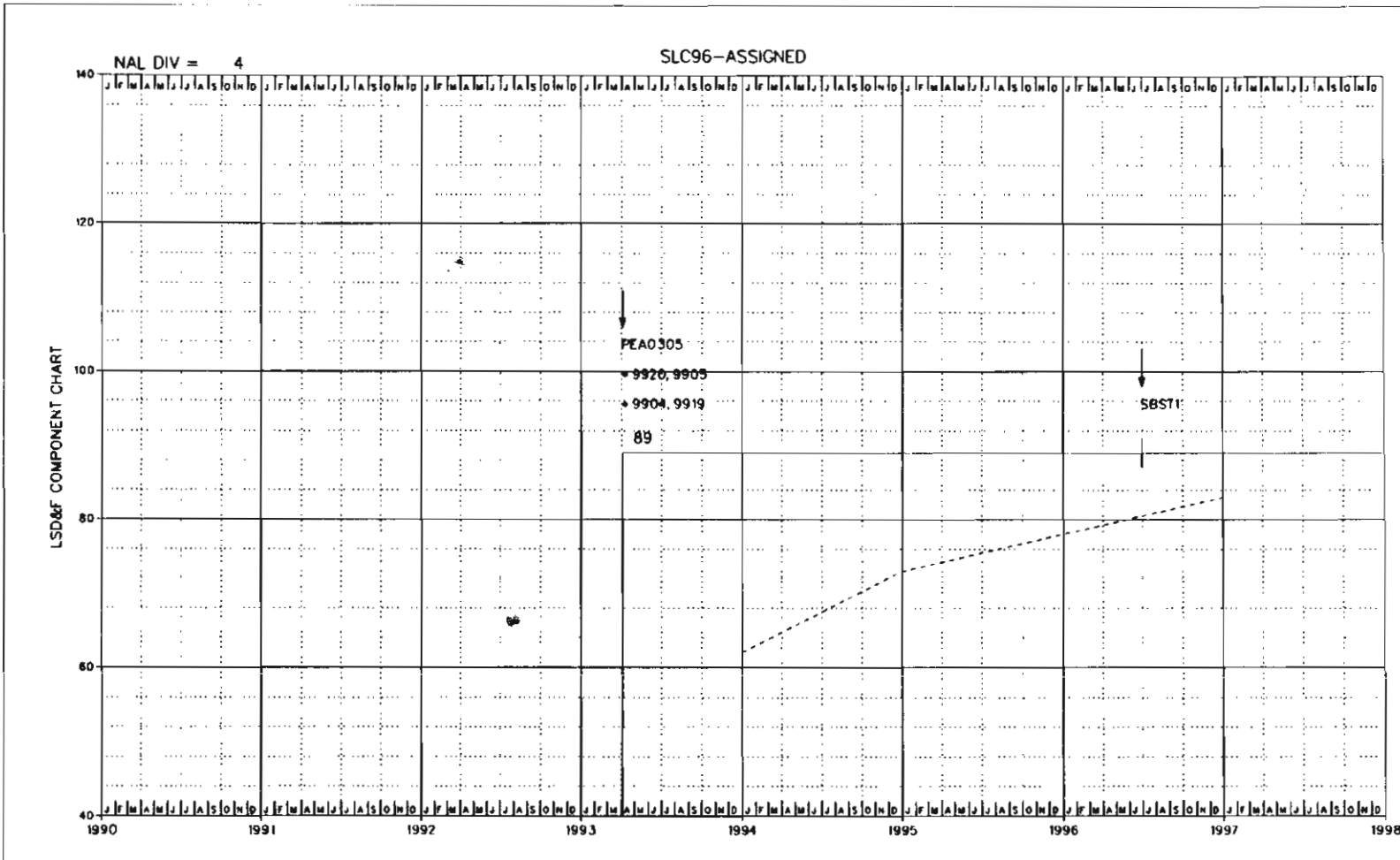
ANALOG SECTION -----

NAL TRANS	7600			
NAL CAP TC		11100	11100	-100
LNS		8600	8600	200
ML		8600	8600	200
LINE UNITS		15	15	15
INST. LNS		9600	9600	9600
URV ASSGN		144	144	144
%FILL		90.90		81.97
ALNCAP LNS		8600	8600	200
DENG CCS NAL		1.75		1.76
ANLG DEF LNS				
ISON CAP TC		90	90	90
ISON CAP LNS		90	90	90
ISON CAP ML		90	90	90
ISON LN MOD		1	1	1
ISON INS LNS		160	160	160
ISON URV LNS		70	70	70
ISON %FILL		100.00		100.00
ISON ENG CCS		20.00		20.00

DIGITAL SECTION -----

NAL TRANS	3800			
NAL CAP TC		15700	15700	1600
LNS		6000	6000	7600
ML		6000	6000	1600
LINE UNITS		15	15	15
INST. LNS		8640	8640	8640
URV ASSGN		96	96	96
%FILL		70.20		89.00
DLNCAP LNS		6000	6000	1600
DENG CCS NAL		1.75		1.76
CAP SLC SYS		89	89	89
ENG SLC MO 1				
ENG SLC MO2				
DEF SLC SYS				
CAP URBN SYS				
DEF URBN SYS				
CAP DMS112				
SLC DLU				
URBAN DLU				





NOTES:  
 9904 CCS7 TRUNK SIGNALING  
 9905 TOUCHSTAR PHASE I  
 9919 CT/DIP FULL IMPLEMENTATION  
 9920 SSP/BOO LOCATION

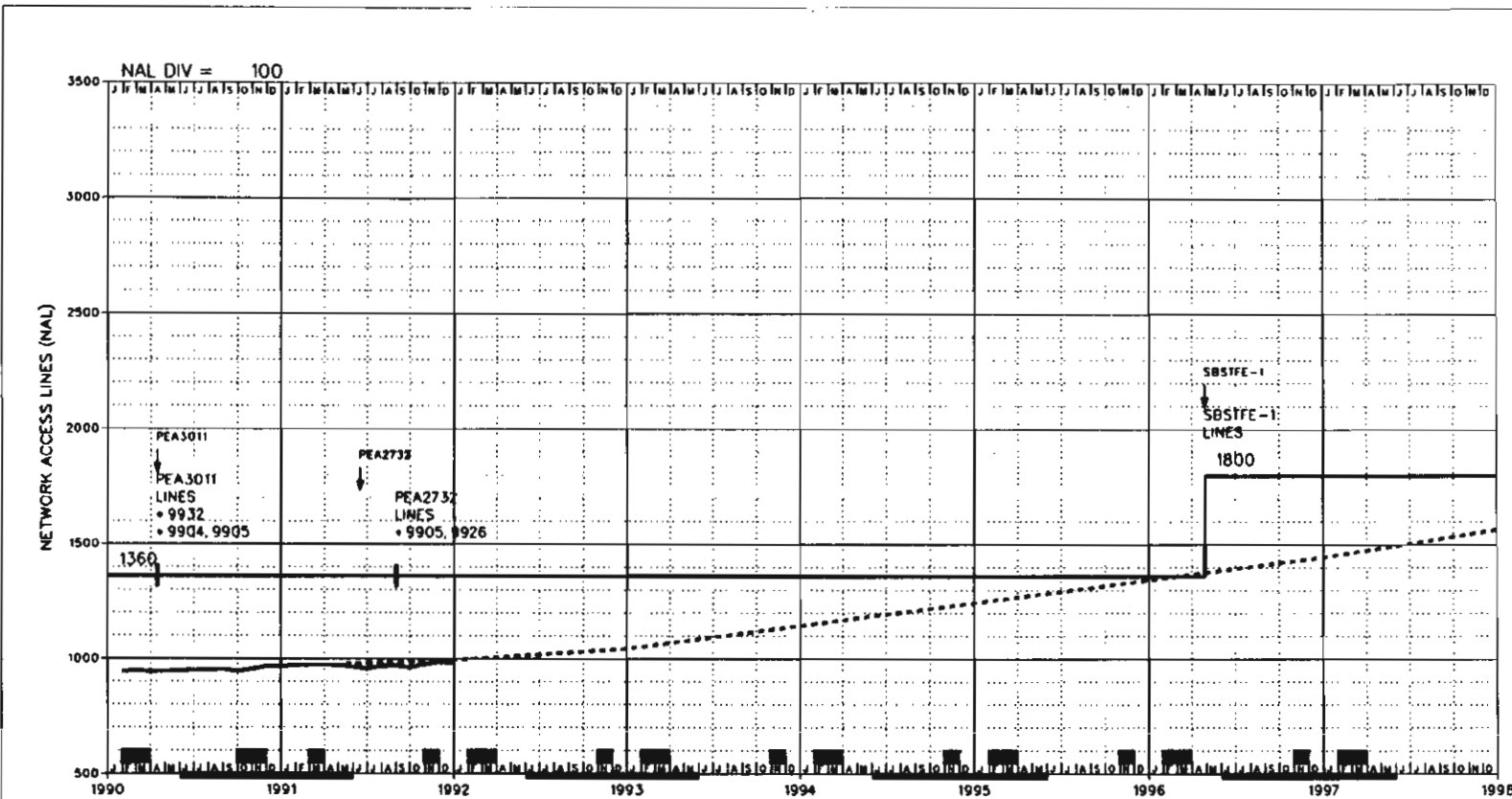
REASON FOR REISSUE:  
 2998 U.S. 1 & MAIN STREET  
 SEBASTIAN

DATE OF ISSUE: 01/14/92  
 EXCHANGE: SEBASTIAN  
 DATABASE: LIVE  
 EQ TYPE: DGTL  
 NXX 388 589

BUILDING: SBSTFLMA STATE: FL  
 LATA: SOET/480  
 COMPANY: SBEL AREA: SBFX  
 DIVISION: NORT DISTRICT: INRV  
 EXHAUST: 12/31/99  
 CONTACT: A.HOKSTAD  
 NUMBER: MLHULL

YEAR	1990	1991	1992	1993	1994	1995	1996	1997
DEMAND/GAIN					62 (F) 11	73 (F) 5	78 (F) 5	83 (F)
SLC MODE 1C					62	73	78	83
SLC MODE 1F					0			
SLC MODE 2C								
SLC MODE 2F								

ENTITY: SBSTFLMADSO CHART: 42.2



NOTES:  
 9904 CCS7 TRUNK SIGNALING  
 9905 TOUCHSTAR PHASE I  
 9926 CCS ACCESS CAPABILITY  
 9932 100% AMA RECORDING

REASON FOR REISSUE:

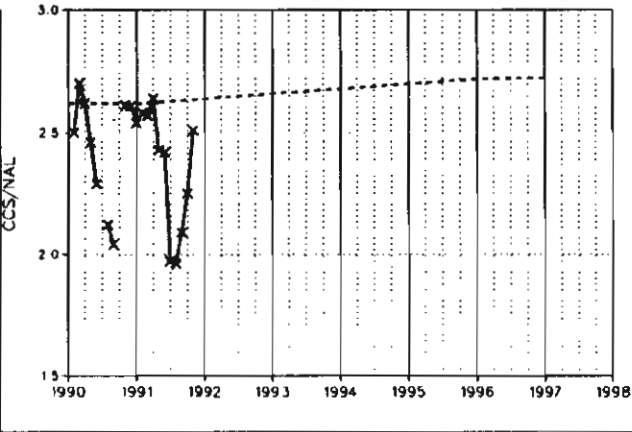
DATE OF ISSUE: 01/14/92  
 EXCHANGE: SEBASTIAN  
 DATABASE: LIVE  
 EQ TYPE: 5RSM  
 NXX:  
 571

BUILDING: SBSTFLFE STATE: FL  
 LATA: SOET/460  
 COMPANY: SBEL AREA: SBFX  
 DIVISION: NORT DISTRICT: INRV  
 EXHAUST: 04/03/97  
 CONTACT: ABHOKSTAD  
 NUMBER MLHULL  
 EQ ENGINEER

E. A. DATE 10/17/87  
 DIR CLOSE 04/25/92  
 DIR DELIVER 07/05/92  
 NAL FCST 06/15/91  
 CCS FCST 08/15/91  
 ENTITY CUT 08/29/87  
 ENTITY TERM 01/01/99  
 LATEST NAL 979  
 SWITCH HOST VRBHFLMADSO  
 ENTITY: CHART:

SBSTFLFRSO 4.3.0

YEAR	1990	1991	1992	1993	1994	1995	1996	1997	1998
NAL	946 (A)	968 (A)	994 (F)	1044 (F)	1144 (F)	1244 (F)	1344 (F)	1444 (F)	1564 (F)
LINES	946	968	994	1044	1144	1244	1344	1444	1564
CCS/NAL	2.62	2.62	2.64	2.66	2.68	2.70	2.72	2.72	
CCS STATUS	A	A							
NAL/LN RATIO	1.00000	1.00000	1.00000	1.00000	1.00000	1.00000	1.00000	1.00000	1.00000
SVC.	1990	1991	1992	JOBNUM RDYSO REQSD SHIP					
DTS				PEA3011	04/15/90	04/15/90	02/10/90		
				PEA2732	09/01/91	06/18/91	02/09/91		
				SBSTFE-1	04/28/96	04/28/96	02/10/96		
IML									
%IFFM									



REPORT: PARTB  
 PAGE: 1 OF 1  
 BUILDING: SBST FELLSMERE  
 ENT CUT: 08/29/87

ENTITY: SBSTFLFRSO  
 ENT TERM: 01/01/99

LSOF SYSTEM  
 GRAPHIC PART B VERSION 1.00  
 DATABASE: LIVE

DATE: 01/14/92  
 TIME: 19:01:07  
 CHART NO.: 43.0  
 EQ TYPE: SRSM

JOB/ADJ/AT	PEA3011	PEA2732	SBSTFE-1
EVENT-NUM	EVT1	EVT1	EVT1
EVENT-DATE	04/15/90	09/01/91	04/28/96
RDYSD/TOATE	04/15/90	09/01/91	04/28/96
REQSD	04/15/90	06/16/91	04/28/96
CAP EXH.	**/**/**	**/**/**	**/**/**
SHIP DATE	02/10/90	02/09/91	02/10/96
JOB DESC.	GENERIC	GNERIC	GA
NAL TRANS			
TRANS ENT			
LSEI	NTW	NTW	NTW
NAL CAP SE	2400	2400	500
TC	2400	2400	100
LNS	1360	1360	440
NOS	8400	8400	8400
ML	1360	1360	440
CNTRX CAP			
INST. NOS	10000	10000	10000
JAV ASSGN	130	130	130
%FNOS	85.00	85.00	85.00
INST. LNS	1536	1536	512
JAV ASSGN	23	23	8
%TOTAL FILL	89.90	89.90	89.23
LNCAP IN LNS	1360	1360	440
SIZING DATE	03/01/88	02/15/89	08/08/90
NDD DUE	05/06/89	06/30/90	04/15/95
TELCO DUE	08/19/89	08/18/90	08/12/95
TURNOVER	06/24/90	09/01/91	04/28/96
GENERIC SVC			
GENERIC	5E5.1	5E6	5E6
CONC RATIO	8:1	8:1	8:1
ENG LSF			
ENG CCS/NAL	2.25	2.25	
DESIGN BS			
MRAJ	0.00	0.00	0.00
PROCESSOR			20600
CAP TRUNK	32	32	32
DGTL TK UNIT 4		4	4
LLN/LT/SM/NM	1	1	1
LSR/LTS/=/			
LSH/=/L32			
TSC/=/TSS/NP	4	4	1
TLN/=/L64			5
TOT FR/SHL	0	0	0
REUSE FR/SHL			0
GROSS ADONS	9	29	51
EXT JOB OESC GEN SES/TCHS		TCHSTR11	GROWTH
%CTDIP	7.10	7.10	7.10

JOB CAT. G

G

A

REPORT: PARTB  
 PAGE: 1 OF 1  
 BUILDING: SBST FELLSMERE  
 ENT CUT: 08/29/87

ENTITY: SBSTFLFRSO  
 ENT TERM: 01/01/99

LSOF SYSTEM  
 DIGITAL PART B VERSION 1.00  
 DATABASE: LIVE

DATE: 01/14/92  
 TIME: 19:01:07  
 CHART NO.: 43.0  
 EQ TYPE: SRSM

JOB/ROJ/AT	PEA3011	PEA2732	SBSTFE-1
EVENT-NUM	EVT1	EVT1	EVT1
EVENT-DATE	04/15/90	09/01/91	04/28/96
ROYSD/TORATE	04/15/90	09/01/91	04/28/96
REQSO	04/15/90	06/16/91	04/28/96
CAP EXH.	■/■/■	■/■/■	■/■/■
SHIP DATE	02/10/90	02/09/91	02/10/96
JOB DESC.	GENERIC	GNERIC	GA
TRANS ENT			

ANALOG SECTION -----

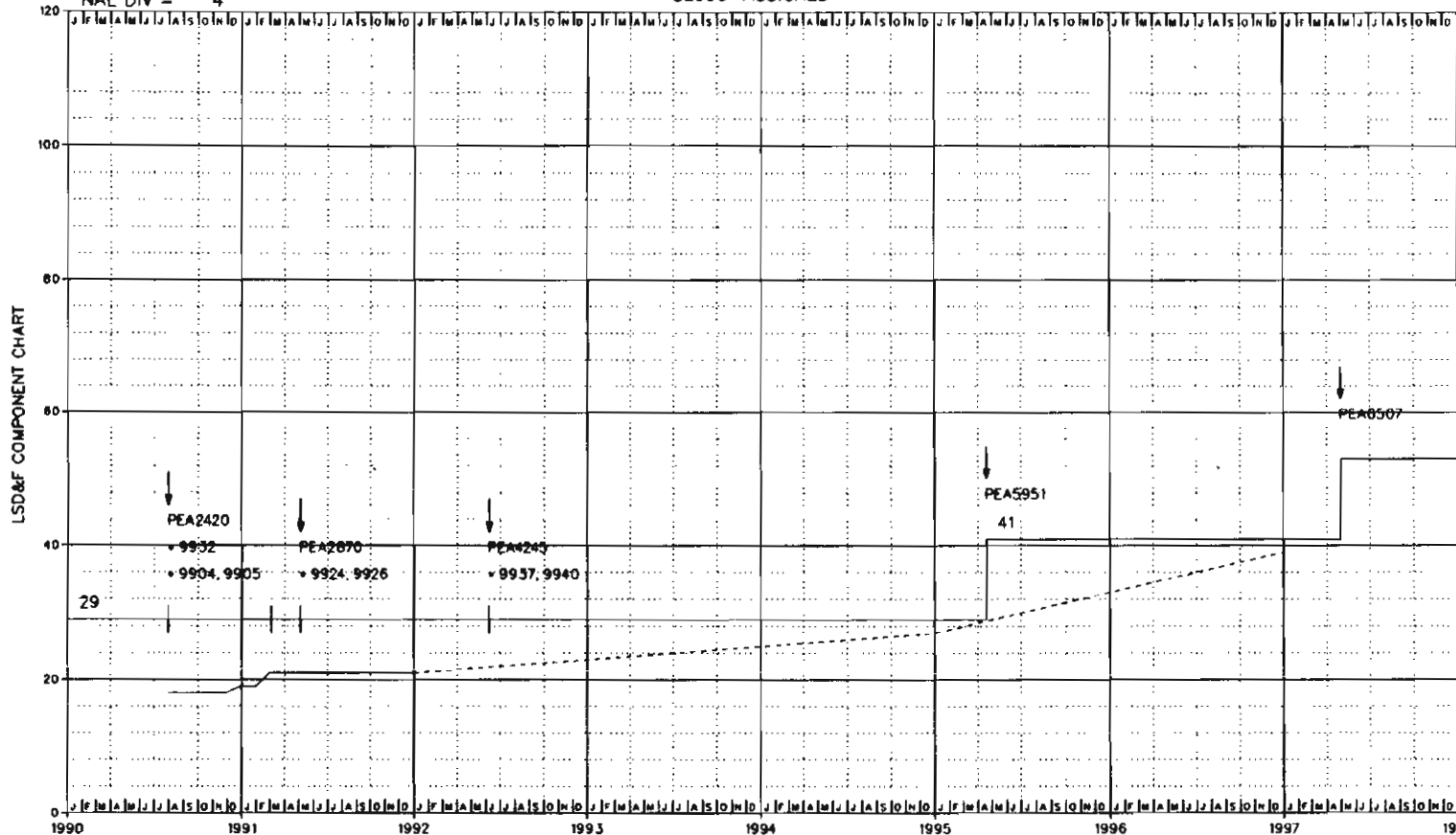
NAL TRANS				
NAL CAP TC	2400	2400	100	2500
LNS	1360	1360	440	1800
ML	1360	1360	440	1800
LINE UNITS	3	3		4
INST. LNS	1536	1536	512	2048
URV ASSGN	23	23	8	31
%FILL	89.90	89.90	89.23	
ALNCAP LNS	1360	1360	440	1800
DENG CCS NAL	2.25	2.25	2.74	
ANLC DEF LNS				
ISDN CAP TC				
ISDN CAP LNS				
ISDN CAP ML	0			0
ISDN LN MOD				
ISDN INS LNS				
ISDN URV LNS				
ISDN %FILL				
ISDN ENG CCS				

DIGITAL SECTION -----

NAL TRANS				
NAL CAP TC	0	0		
LNS	0	0		
ML	0	0		
LINE UNITS	0	0		0
INST. LNS	0	0		
URV ASSGN	0	0		
%FILL				
DLNCAP LNS	0	0		
DENG CCS NAL				
CAP SLC SYS				
ENG SLC MD 1				
ENG SLC MD 2				
DEF SLC SYS				
CAP URBN SYS				
DEF URBN SYS				
CAP DMS112				
SLC DLU				
URBAN DLU				

NAL DIV = 4

SLC96-ASSIGNED



NOTES:  
 9904 CCS7 TRUNK SIGNALING  
 9905 TOUCHSTAR PHASE I  
 9924 TOUCHSTAR PHASE II  
 9926 CCS ACCESS CAPABILITY  
 9932 100% AMA RECORDING  
 9937 CARRIER IDENT. CODE  
 (CIC) EXPAN. (FG B)  
 9940 CALL FWD-DONT-ANSWER  
 AFTER CALL WAITING

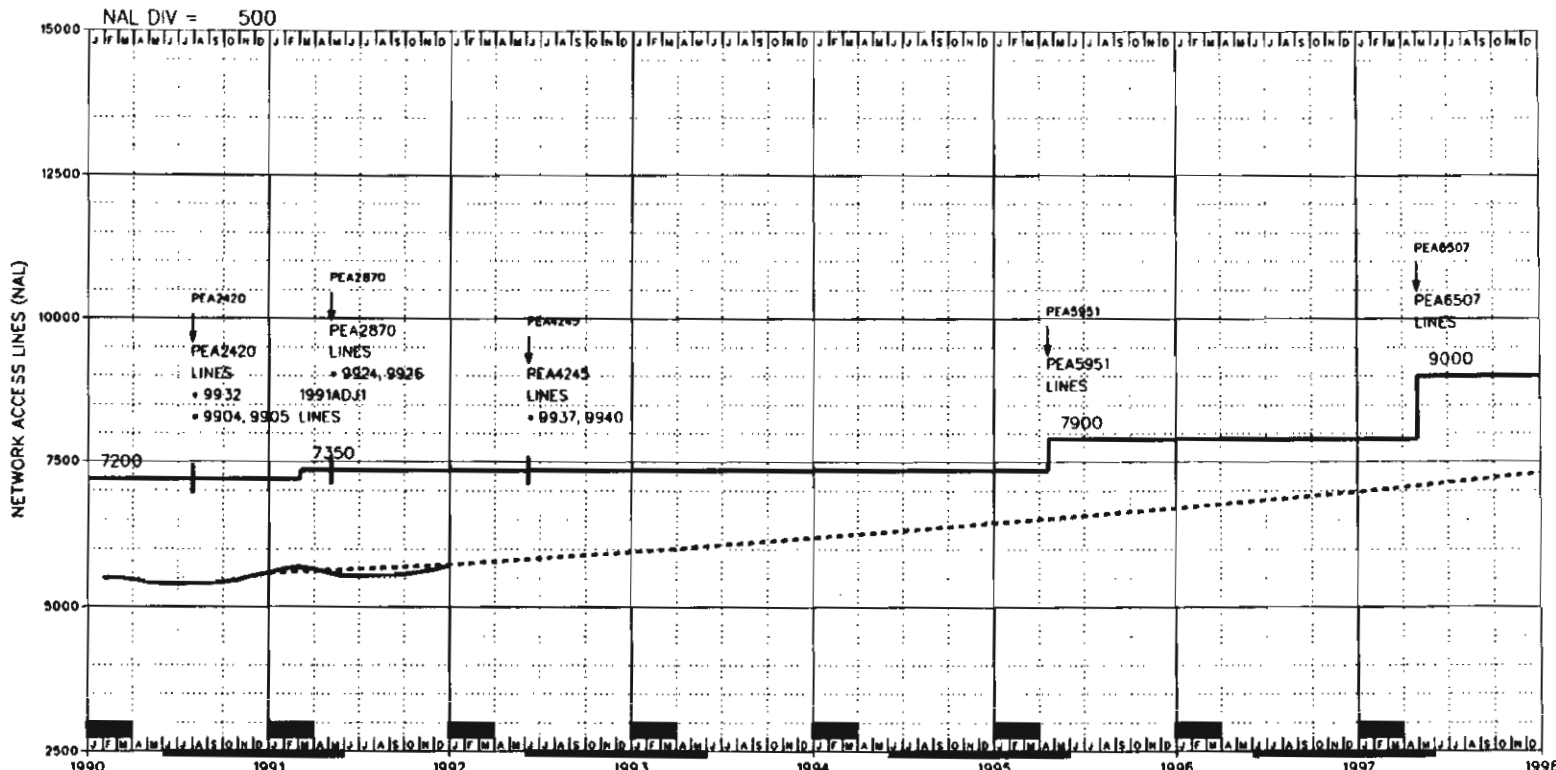
REASON FOR REISSUE:  
 2996 720 W EGRET CIR  
 MICCO

DATE OF ISSUE: 01/14/92  
 EXCHANGE: SEBASTIAN  
 DATABASE: LIVE  
 EQ TYPE: SES  
 NXX: 663 664

BUILDING: MICFLBB STATE: FL  
 LATA: SOET/480  
 COMPANY: SBEL AREA: SBFX  
 DIVISION: NORT DISTRICT: INRV  
 EXHAUST: \*\*/\*\*/\*\*  
 CONTACT: ABHOKSTAD  
 NUMBER: NSGRUNDIG

YEAR	1990	1991	1992	1993	1994	1995	1996	1997
DEMAND GAIN	19 (A) 0	19 (A) 2	21 (F) 2	23 (F) 2	25 (F) 2	27 (F) 6	33 (F) 6	39 (F)
SLC MODE 1C								
SLC MODE 1F		19	19	20	20	22	26	30
SLC MODE 2C								
SLC MODE 2F		0	2	3	5	5	7	9

ENTITY: MICFLBBD50 CHART: 44.0



NOTES:  
 9904 CCS7 TRUNK SIGNALING  
 9905 TOUCHSTAR PHASE I  
 9924 TOUCHSTAR PHASE II  
 9926 CCS ACCESS CAPABILITY  
 9932 100% AMA RECORDING  
 9937 CARRIER IDENT CODE (CIC) EXPAN. (FG.B)  
 9940 CALL FWD-DONT-ANSWER AFTER CALL WAITING

REASON FOR REISSUE:  
 2996 720 W EGRET CIR  
 MICCO

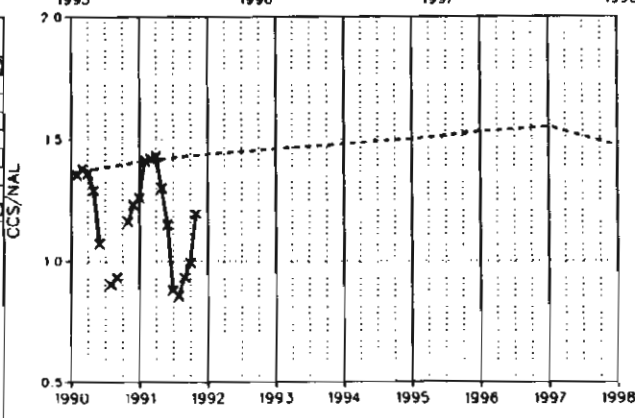
DATE OF ISSUE: 01/14/92  
 EXCHANGE: SEBASTIAN  
 DATABASE: LIVE  
 EQ TYPE: 5ES  
 NXX: 663 664

BUILDING: MICCF.LB STATE: FL  
 LATA: SOET/460  
 COMPANY: SBEL AREA: SBFX  
 DIVISION: NORT DISTRICT: INRV  
 EXHAUST: \*\*/\*\*/\*\*  
 CONTACT: ABHOKSTAD  
 NUMBER NSGRUNDIC  
 EQ ENGINEER

E. A. DATE 10/21/89  
 DIR CLOSE 04/25/92  
 DIR DELIVER 07/05/92  
 NAL FCST 06/15/91  
 CCS FCST 08/15/91  
 ENTITY CUT 10/21/89  
 ENTITY TERM 01/01/99  
 LATEST NAL 5714  
 SWITCH HOST  
 ENTITY:

CHART: MICCF.LB.BDSO 44.0

YEAR	1990	1991	1992	1993	1994	1995	1996	1997	1998
NAL	5410 (A)	5582 (A)	5731 (F)	5952 (F)	6203 (F)	6453 (F)	6704 (F)	6980 (F)	7301 (F)
LINES	5410	5582	5731	5952	6203	6453	6704	6980	7301
CCS/NAL	1.36	1.41	1.44	1.46	1.48	1.50	1.53	1.55	1.47
CCS STATUS	A	A							
NAL/LN RATIO	1.00000	1.00000	1.00000	1.00000	1.00000	1.00000	1.00000	1.00000	1.00000
SVC.									
DTS									
IML									
%IFFM									
JOBNUM									
RDYSD									
REQSD									
SHIP									
PEA2420	07/31/90	07/31/90	05/05/90						
PEA2870	05/05/91	05/05/91	01/19/91						
PEA4245	06/07/92	06/07/92	03/21/92						
PEA5951	04/19/95	04/19/95	02/03/94						
PEA6507	05/01/97	05/01/97	03/01/97						



REPORT: PART B  
 PAGE: 1 OF 1  
 BUILDING: BAREFOOT BAY  
 ENT CUT: 10/21/89

ENTITY: MICCFLBBOSO  
 ENT TERM: 01/01/99

LSOF SYSTEM  
 GRAPHIC PART B VERSION 1.00  
 DATABASE: LIVE

DATE: 01/14/92  
 TIME: 19:01:07  
 CHART NO.: 44.0  
 EQ TYPE: SES

JOB/ADJ/AT	PEA2420	1991A0J1	PEA2870	PEA4245	PEA5951	PEA6507
EVENT-NUM	EVT1	EVT1	EVT1	EVT1	EVT1	EVT1
EVENT-DATE	07/31/90	03/04/91	05/05/91	06/07/92	04/19/95	05/01/97
RDYSO/TORATE	07/31/90	03/04/91	05/05/91	06/07/92	04/19/95	05/01/97
REQ50	07/31/90	##/##/##	05/05/91	06/07/92	04/19/95	05/01/97
CAP EXH.	##/##/##	##/##/##	##/##/##	##/##/##	##/##/##	##/##/##
SHIP DATE	05/05/90	##/##/##	01/19/91	03/21/92	02/03/94	03/01/97
JOB DESC.	TRK5	DFLL	GENERIC	GENERIC	GA	GA
NAL TRANS						
TRANS ENT						
LSEI	NTW	NTW	NTW	NTW	NTW	NTW
NAL CAP SE	27500	27500	27500	19900	30000	32300
TC	27500	27500	27500	-7600	1800	23700
LNS	7200	7350	7350	7350	550	9000
NOS	7990	16500	16500	17000	7900	17000
ML	7200	150	7350	7350	550	9000
CNTRX CAP						
INST. NOS	10000	10000	20000	20000	20000	20000
URV ASSGN	600	600	600	0	0	0
%FNOS	85.00	85.00	85.00	85.00	85.00	85.00
INST. LNS	9024	9024	9024	9024	1152	11328
URV ASSGN	188	188	188	188	188	188
%TOTAL FILL	81.49	83.19	83.19	83.18	73.23	80.79
LNCAP IN LNS	7200	150	7350	7350	550	9000
SIZING DATE	11/15/88		08/01/88	02/05/91	07/05/91	07/05/91
NOO DUE	07/01/89		03/24/90	08/03/91	04/05/94	07/01/96
TELCO DUE	10/28/89		07/21/90	10/12/91	08/04/94	09/01/96
TURNOVER	07/15/90		05/05/91	06/07/92	04/19/95	05/01/97
GENERIC SVC				05/22/92		
GENERIC	SES.1	SES.1	SES	SE7	SE10	SE11
CONC RATIO	8:1	8:1	8:1	8:1	8:1	8:1
ENG LSF						
ENG CCS/NAL	1.45	1.45	1.45	1.46	1.46	1.46
DESIGN B5						
MRAJ	0.00	0.00	36.34	24.84	18.89	0.00
PROCESSOR						
CAP TRUNK	8	100000	100000	100000	100000	100000
DGTL TK UNIT 1	48	48	48	48	48	48
LLN/LI/SM/NM 1	6	6	6	6	6	7
LSR/LTS/##						
LSH/##/L32		0	0	0	0	0
TSC/##/TSS/NP 3	41	2	43	45	47	49
TLN/##/L64		0	0	0	0	0
TOT FR/SHL 0		0	0	0	0	3
REUSE FR/SHL 0		0	0	0	0	0
GROSS ADDNS	184	0	134	59	79	250
EXT JOB DESC	ICHSTR-1/ISO		ICHSTR-2/RAC			
%CTOIP	6.60	6.60	6.60	6.60	6.60	6.60

JOB CAT. T

G

G

A

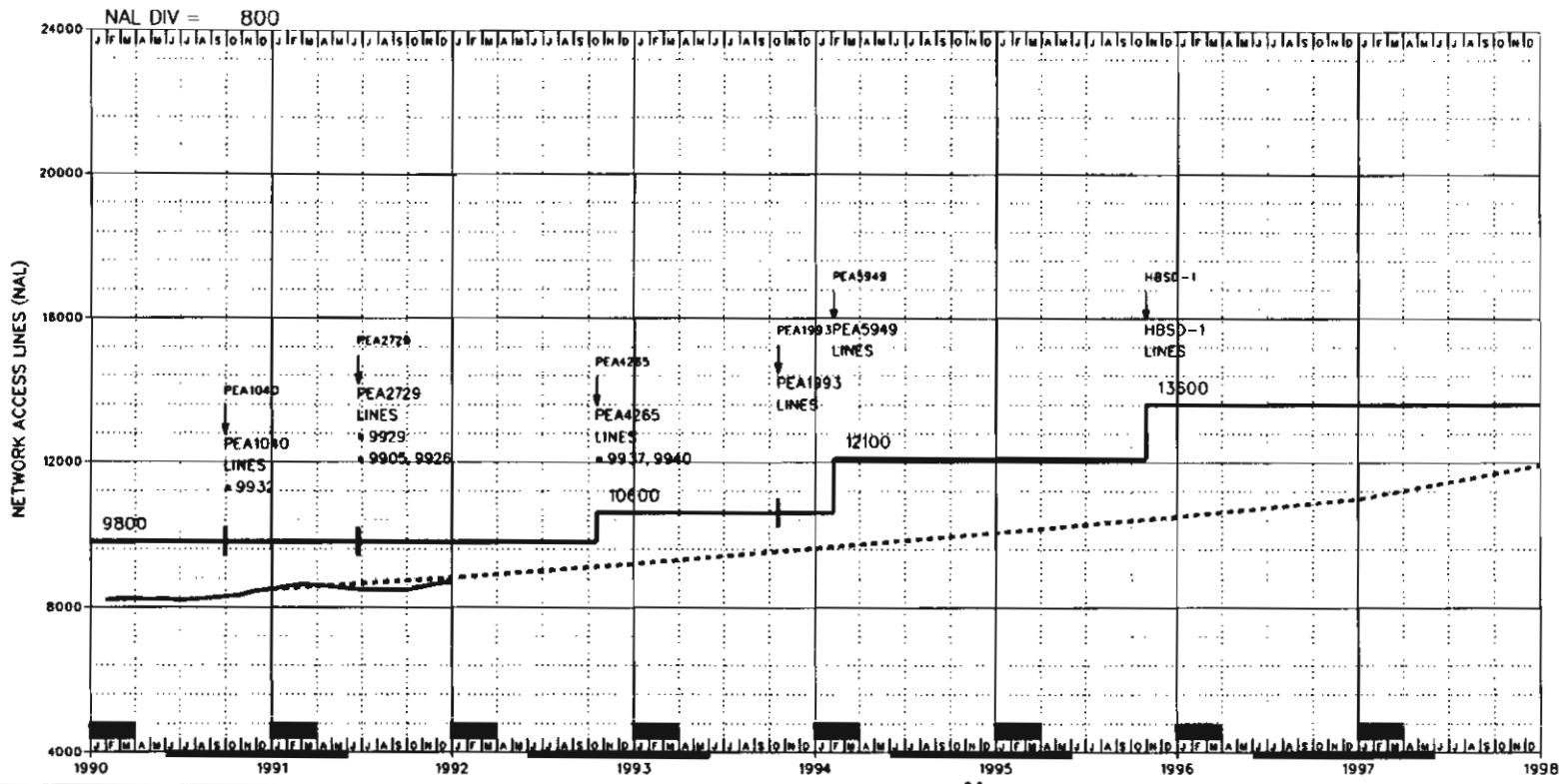
A











NOTES:  
 9905 TOUCHSTAR PHASE I  
 9926 CCS ACCESS CAPABILITY  
 9929 TOUCHSTAR PHASE I & II  
 9932 100% AMA RECORDING  
 9937 CARRIER IDENT. CODE (CIC) EXPAN. (FG B)  
 9940 CALL FWD-DONT-ANSWER AFTER CALL WAITING

REASON FOR REISSUE:  
 2986 11500 SE DIXIE HWY  
 HOBE SOUND

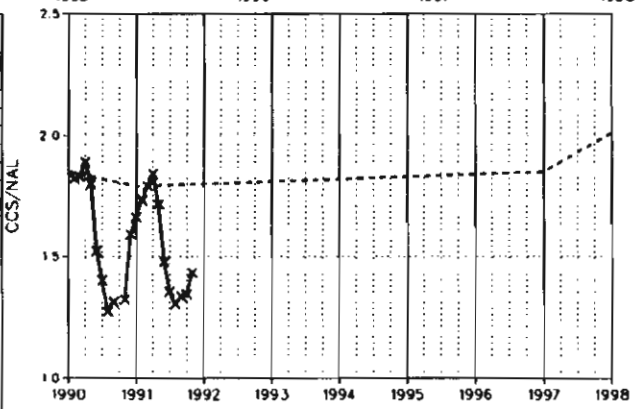
DATE OF ISSUE: 01/14/92  
 EXCHANGE: HOBE SOUND  
 DATABASE: LIVE  
 EQ TYPE: 5ES  
 NXX:  
 545 546

BUILDING: HBSDFLMSTATE: FL  
 LATA: SOET/460  
 COMPANY: SBEL AREA. SBFX  
 DIVISION: NORT DISTRICT. INRV  
 EXHAUST: 12/31/99  
 CONTACT: ABHOKSIAD  
 NUMBER MLHULL  
 EQ ENGINEER

E. A. DATE 07/02/88  
 DIR CLOSE 07/12/92  
 DIR DELIVER 10/01/92  
 NAL FCST 06/15/91  
 CCS FCST 08/15/91  
 ENTITY CUT 05/21/88  
 ENTITY TERM 01/01/99  
 LATEST NAL 8721  
 SWITCH HOST  
 ENTITY:

CHART:  
 HBSDFLMADSO 34.0

YEAR	1990	1991	1992	1993	1994	1995	1996	1997	1998
NAL	8126 (A)	8501 (A)	8829 (F)	9199 (F)	9627 (F)	10052 (F)	10497 (F)	10987 (F)	11922 (F)
LINES	8126	8501	8829	9199	9627	10052	10497	10987	11922
CCS/NAL	1.85	1.79	1.80	1.81	1.82	1.83	1.84	1.85	2.01
CCS STATUS	A	A							
NAL/LN RATIO	1.00000	1.00000	1.00000	1.00000	1.00000	1.00000	1.00000	1.00000	1.00000
SVC									
DTS	OOOOOOOOOO	OOOOOOOOOO	OOOOOOOOOO						
IML									
%IFFM									
JOBNUM	PEA1040								
RDYSD	09/30/90								
REQSD	09/30/90								
SHIP	03/10/90								
	PEA2729								
	06/23/91								
	08/23/91								
	02/18/91								
	PEA4265								
	10/18/92								
	10/18/92								
	08/08/92								
	PEA1993								
	10/18/93								
	10/18/93								
	08/08/93								
	PEA5949								
	02/07/94								
	02/07/94								
	11/14/93								
	HB50-1								
	10/30/95								
	10/30/95								
	08/15/95								



REPORT: PART8

PAGE: 1 OF 1

BUILDING: H08E SOUND MAIN  
ENT CUT: 05/21/88

ENTITY: H8SDFLMADSO  
ENT TERM: 01/01/99

LSDP SYSTEM  
GRAPHIC PART 8 VERSION 1.00  
DATABASE: LIVE

DATE: 01/14/92  
TIME: 19:01:07  
CHART NO.: 34.0  
EQ TYPE: SES

JOB/ADJ/AT	PEA1040	PEA2729	PEA4265	PEA1993	PEAS949	H850-1
EVENT-NUM	EVT1	EVT1	EVT1	EVT1	EVT1	EVT1
EVENT-DATE	09/30/90	06/23/91	10/18/92	10/18/93	02/07/94	10/30/95
ROYSO/TOATE	09/30/90	06/23/91	10/18/92	10/18/93	02/07/94	10/30/95
REOSD	09/30/90	06/23/91	10/18/92	10/18/93	02/07/94	10/30/95
CAP EXH.	##/##/##	##/##/##	02/05/94	##/##/##	##/##/##	##/##/##
SHIP DATE	03/10/90	02/16/91	06/06/92	06/06/93	11/14/93	08/15/95
JOB DESC.	GEN	TKS	GA	MISC	GA	GA
NAL TRANS						
TRANS ENT						
LSE1	NTW	NTW	NTW	NTW	NTW	NTW
NAL CAP SE		-200	140		7260	3500
TC	23700	23500	23640	23640	30900	34400
LNS	23700	23500	140	23640	5860	3700
NDS	9800	9800	800	10600	1500	1500
ML	16900	16900		16900	12100	13600
	9800	9800	800	10600	1500	1500
CNTRX CAP	100	-100	0	0		
INST. NOS	20000	20000	20000	20000	20000	20000
UAV ASSGN	100	100	100	100	100	100
%FNOS	85.00	85.00	85.00	85.00	85.00	85.00
INST. LNS	11904	11904	1152	13056	3456	2304
UAV ASSGN	257	257	257	257	257	257
%TOTAL FILL	84.15	84.15	82.82	82.82	74.45	73.28
LNCAP IN LNS	9800	9800	800	10600	1500	1500
SIZING DATE	02/15/89	08/01/89	03/06/91	12/09/91	03/06/91	03/06/91
NOD DUE	04/22/89	04/28/90	10/19/91	10/19/92	01/24/93	10/30/94
TELCO DUE	10/14/89	08/25/90	12/28/91	12/28/92	05/23/93	02/15/94
TURNOVER	09/30/90	06/23/91	10/18/92	10/18/93	02/07/94	10/30/94
GENERIC SVC			09/18/92			
GENERIC	SE5.1	SE6	SE7	SE7	SE9	SE10
CONC RATIO	8:1	8:1	8:1	8:1	8:1	8:1
ENG LSF						
ENG CCS/NAL	2.01	1.87	1.93	1.93	1.95	1.92
DESIGN BS						
MRAJ	24.61	9.66	15.67	0.00	19.22	0.00
PROCESSOR	138000	138000	138000	138000	138000	138000
CAP TRUNK	52	8	8	68	2	6
OGTL TK UNIT 0		1	1		1	1
LLN/LT/SM/NM	6	1	1	8	1	9
LSR/LTS/##						
LSH/##/L32						
TSC/##/TSS/NP	48	6	54	7	61	7
TLN/##/L64						
TOT FR/SHL 0		1	1	0	1	1
REUSE FR/SHL 0		0	0	0	0	0
GROSS ADDNS	173	211	315	0	342	230
EXT JOB DESC	GEN CHG	GA/TCHSTR11		FEATURES	GWTH	
%CTOIP	6.00	6.00	6.00	6.00	6.00	6.00

JOB CAT. G

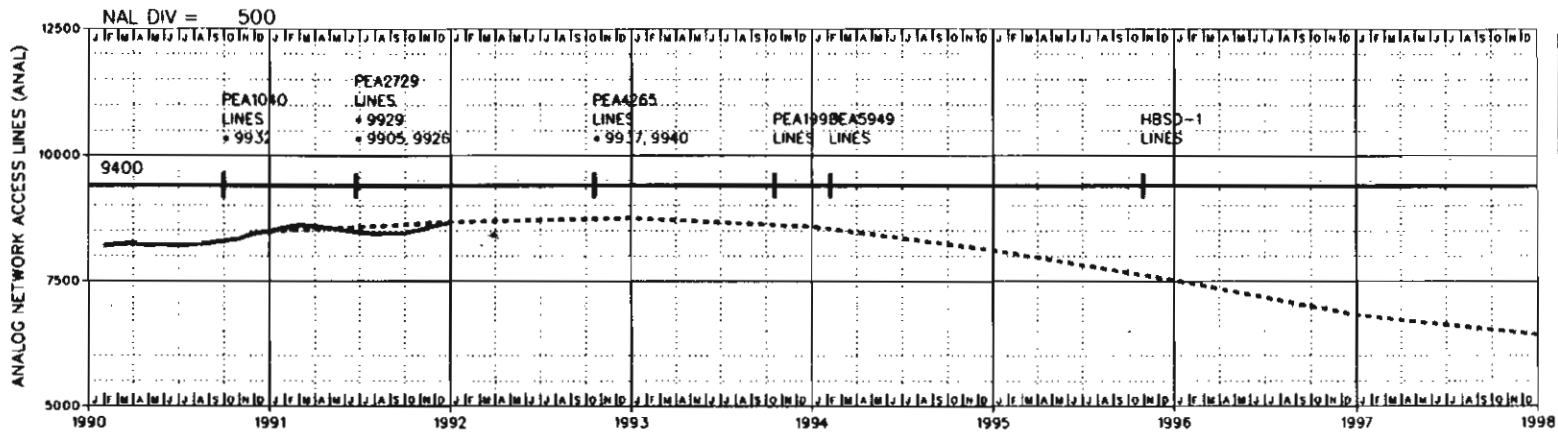
T

A

M

A

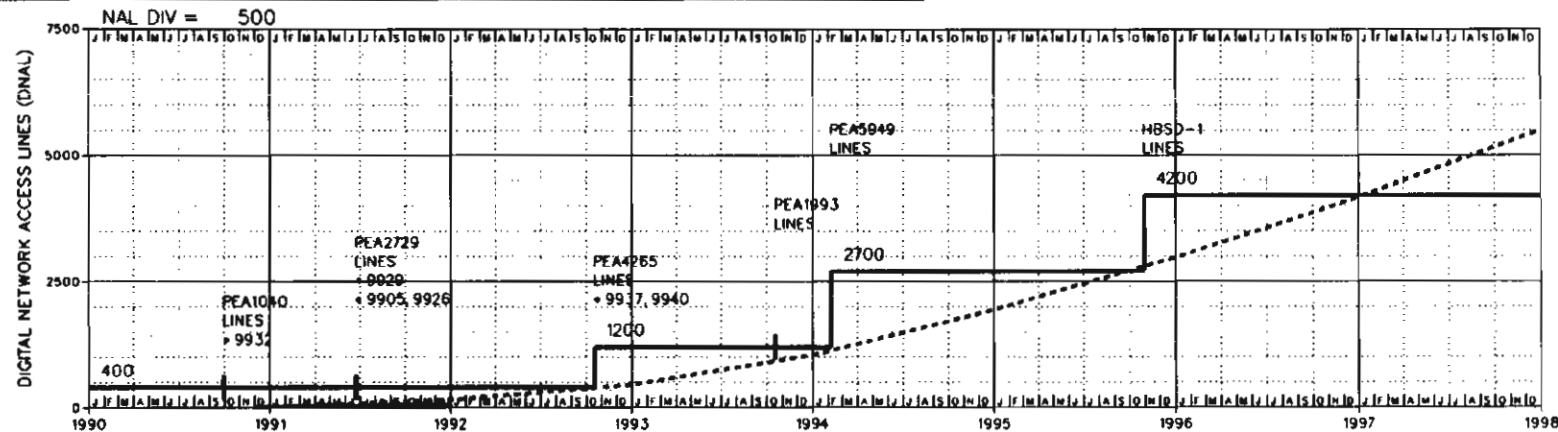
A



NOTES:  
 9905 TOUCHSTAR PHASE I  
 9926 CCS ACCESS CAPABILITY  
 9929 TOUCHSTAR PHASE I & II  
 9932 100% AMA RECORDING  
 9937 CARRIER IDENT. CODE  
 9937 (CIC) EXPAN. (FG. B)  
 9940 CALL TWD-DONT-ANSWER  
 AFTER CALL WAITING

YEAR	1990	1991	1992	1993	1994	1995	1996	1997	1998
NAL	8126 (A)	8489 (A)	8674 (F)	8750 (F)	8583 (F)	8116 (F)	7523 (F)	6825 (F)	6423 (F)
ANLG LNS	8126	8489	8674	8750	8583	8116	7523	6825	6423
CCS/NAL	1.85	1.79	1.80	1.81	1.82	1.83	1.84	1.85	2.01
ACCS ACTUAL	A	A							
NAL/LN RATIO	1.00000	1.00000	1.00000	1.00000	1.00000	1.00000	1.00000	1.00000	1.00000

REASON FOR REISSUE:  
 2986 11500 SE DIXIE HWY  
 HOBE SOUND



DATE OF ISSUE: 01/14/92  
 EXCHANGE: HOBE SOUND  
 DATABASE: LIVE  
 EQ TYPE: 5ES  
**ANALOG**  
 BUILDING HOST: HOBE SOUND MAI  
 SWITCH HOST  
 FCST DATE: 06/15/91  
 LATEST ANAL: 8661  
 CONTACT: ABHOKSTAD  
 CONTACT NO.: MLHULL  
 EQUIP ENGR  
**DIGITAL**  
 DLFCST DATE: 07/01/91  
 LATEST DNAL: 60  
 LATEST SLC: 3  
 LATEST URBAN: 0  
 LATEST D112: 0

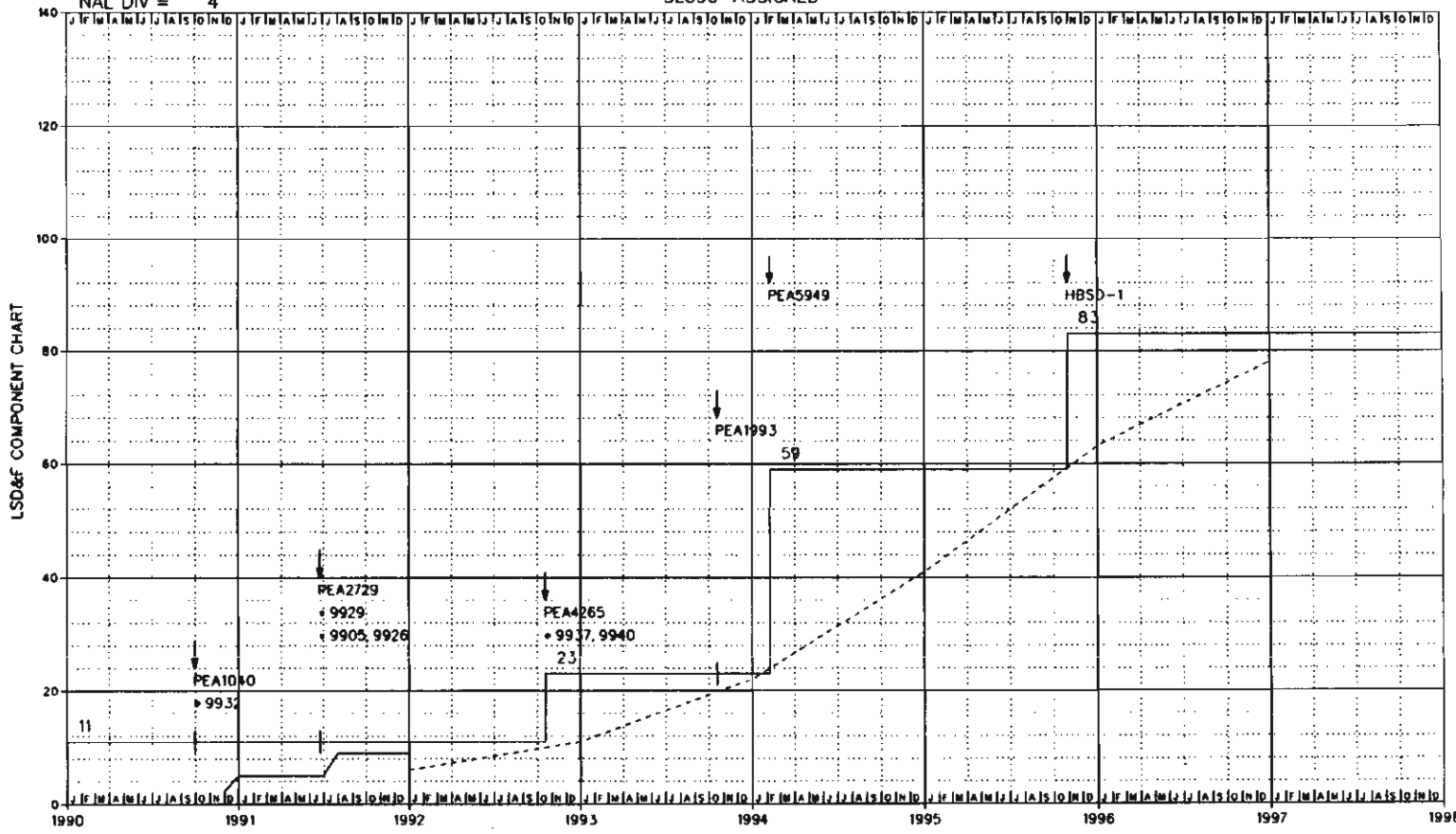
YEAR	1990	1991	1992	1993	1994	1995	1996	1997	1998
NAL	0	12 (A)	155 (F)	449 (F)	1044 (F)	1936 (F)	2974 (F)	4162 (F)	5499 (F)
DNAL CCS/NAL	0.00	1.79	1.80	1.81	1.82	1.83	1.84	1.85	2.01
DNAL ACTUAL	A	A							
SLC SYS	0	1	6	11	22	41	63	78	
URBAN SYS	0	0	0						
NAL/LN RATIO		1.00000	1.00000	1.00000	1.00000	1.00000	1.00000	1.00000	1.00000

ENTITY: HBSDFLMADSO  
 CHART: 34.0



NAL DIV = 4

SLC96-ASSIGNED



NOTES:  
 9905 TOUCHSTAR PHASE I  
 9926 CCS ACCESS CAPABILITY  
 9929 TOUCHSTAR PHASE I & II  
 9937 100% AMA RECORDING  
 9937 CARRIER IDENT. CODE  
 (CIC) EXPAN. (FG B)  
 9940 CALL FWD-DONT-ANSWER  
 AFTER CALL WAITING

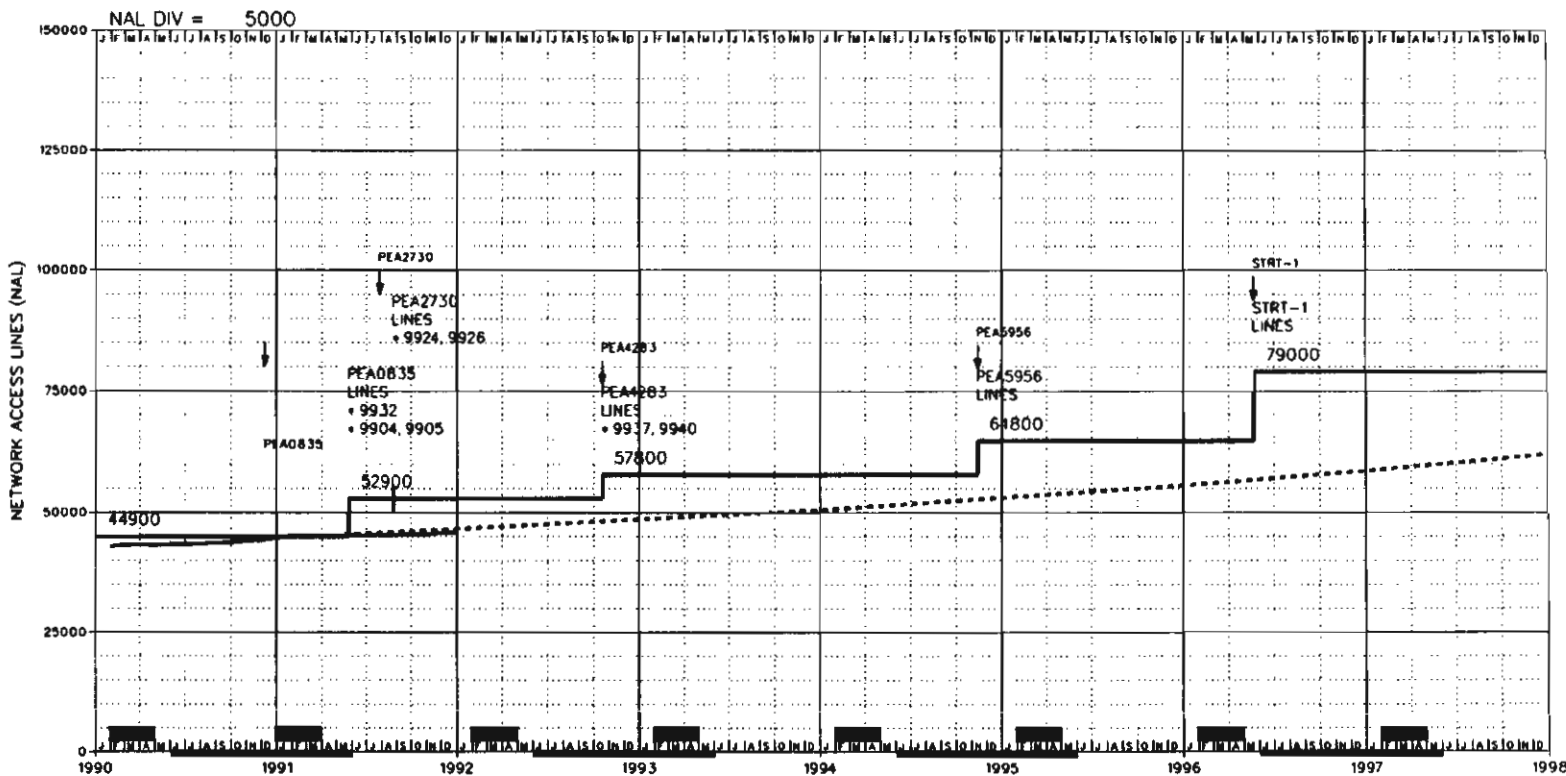
REASON FOR REISSUE:  
 2986 11500 SE DIXIE HWY  
 HOBE SOUND

DATE OF ISSUE: 01/14/92  
 EXCHANGE: HOBE SOUND  
 DATABASE LIVE  
 EQ TYPE: 5ES  
 NXX 545 546

BUILDING: HBSDFLMA STATE: FL  
 LATA: SOE1/460  
 COMPANY: SBEL AREA: SBFX  
 DIVISION: NORT DISTRICT: INRV  
 EXHAUST: 12/3/99  
 CONTACT: ABHOKSTAD  
 NUMBER: MLHULL

YEAR	1990	1991	1992	1993	1994	1995	1996	1997
DEMAND/GAIN		5 (A) 1	6 (F) 5	11 (F) 11	22 (F) 19	41 (F) 22	63 (F) 15	78 (F)
SLC MODE 1C		0	0	0	0	0	0	0
SLC MODE 1F		3	3	3	3	3	3	3
SLC MODE 2C		0	0	0	0	0	0	0
SLC MODE 2F		2	3	8	19	38	60	75

ENTITY: HBSDFLMADSO CHART: 34.0



NOTES:  
 9904 CCS7 TRUNK SIGNALING  
 9905 TOUCHSTAR PHASE I  
 9924 TOUCHSTAR PHASE II  
 9926 CCS ACCESS CAPABILITY  
 9932 100% AMA RECORDING  
 9937 CARRIER IDENT. CODE (CIC) EXPAN. (FG B)  
 9940 CALL FWD-DONT-ANSWER AFTER CALL WAITING

REASON FOR REISSUE:  
 2988 300 W 3RD STREET  
 STUART

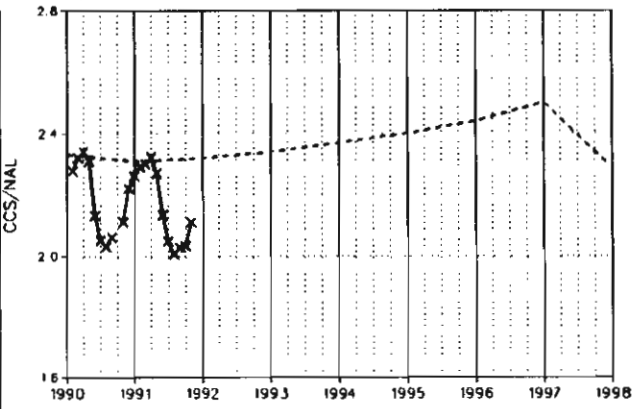
DATE OF ISSUE: 01/14/92  
 EXCHANGE: STUART-JENSON BH  
 OATABASE: LIVE  
 EQ TYPE: 5ES  
 NXX:  
 220 221 223 283 284S 285S  
 286 287 288 590S 692

BUILDING: STRTFLMA STATE. FL  
 LATA: SOET/460  
 COMPANY: SBEL AREA: SBFX  
 DIVISION: NORT DISTRICT: INRV  
 EXHAUST: 12/31/99  
 CONTACT: ABHOKSTAD  
 NUMBER MLHULL  
 EQ ENGINEER CHRIS BROWN

E. A. DATE 12/22/86  
 DIR CLOSE 04/25/92  
 DIR DELIVER 07/10/92  
 NAL FCST 06/15/91  
 CCS FCST 08/15/91  
 ENTITY CUT 11/01/86  
 ENTITY TERM 01/01/99  
 LATEST NAL 458/5  
 SWITCH HOST

ENTITY: CHART:  
 STRTFLMADSO 35.0

YEAR	1990	1991	1992	1993	1994	1995	1996	1997	1998
NAL	42474 (A)	44710 (A)	46568 (F)	48596 (F)	50562 (F)	53106 (F)	55599 (F)	58585 (F)	61979 (F)
LINES	42474	44710	46568	48596	50562	53106	55599	58585	61979
CCS/NAL	2.33	2.31	2.32	2.34	2.37	2.40	2.44	2.50	2.29
CCS STATUS	A	A							
NAL/LN RATIO	1.00000	1.00000	1.00000	1.00000	1.00000	1.00000	1.00000	1.00000	1.00000
SVC.	1990	1991	1992	JOBNUM RDYSD REQSD SHIP					
DTS	OOOOOOOOOO	OOOOOOOOOO	OOOOOOOOOO	PEA0835	05/26/91	12/09/90	07/14/90		
	OOOOOOOOOO	OOOOOOOOOO	OOOOOOOOOO	PEA2730	08/25/91	07/26/91	02/19/91		
	OOOOOOOOOO	OOOOOOOOOO	OOOOOOOOOO	PEA4283	10/18/92	10/18/92	06/06/92		
IML				PEA5956	11/13/94	11/13/94	08/20/94		
				STRT-1	05/21/96	05/21/96	02/26/96		
%IFFM									





REPORT: PARTB  
 PAGE: 1 OF 1  
 BUILDING: STUART MAIN  
 ENT CUT: 11/01/86

ENTITY: STRTFLMAOSO  
 ENT TERM: 01/01/99

LSOF SYSTEM  
 GRAPHIC PART B VERSION 1.00  
 DATABASE: LIVE

DATE: 01/14/92  
 TIME: 19:01:07  
 CHART NO.: 35.0  
 EO TYPE: SES

JOB/AOJ/AT	PEA0835	PEA2730	PEA4283	PEA5956	STRT-1
EVENT-NUM	EVT1	EVT1	EVT1	EVT1	EVT1
EVENT-DATE	05/26/91	08/25/91	10/18/92	11/13/94	05/21/96
ROYSO/TOATE	05/26/91	08/25/91	10/18/92	11/13/94	05/21/96
REQSO	12/09/90	07/28/91	10/18/92	11/13/94	05/21/96
CAP EXH.	##/##/##	##/##/##	##/##/##	##/##/##	##/##/##
SHIP DATE	07/14/90	02/19/91	06/06/92	08/20/94	02/26/96
JOB DESC.	GA	TRK	GA	GA	GA
NAL TRANS					
TRANS ENT					
LSEI	TO	TO	TO	TO	TO
NAL CAP SE	2500 78500	78500	9300 87800	17000 104800	31300 136100
TC	-2100 80900	80900	15900 96800	9500 106300	21000 127300
LNS	8000 52900	52900	4900 57800	7000 64800	14200 79000
NOS	4200 54700	54700	8500 63200	8500 71700	8500 80200
ML	8000 52900	52900	4900 57800	7000 64800	14200 79000
CNTRX CAP		400			
INST. NOS	10000 90000	90000	10000 100000	10000 110000	10000 120000
UAV ASSGN	5000 25600	25600	25600	25600	25600
%FNOS	85.00	85.00	85.00	85.00	85.00
INST. LNS	8768 65664	65664	4032 69696	9792 79488	17856 97344
UAV ASSGN	54 787	787	787	787	787
%TOTAL FILL	81.54	81.54	83.88	81.81	81.80
LNCAP IN LNS	8000 52900	52900	4900 57800	7000 64800	14200 79000
SIZING DATE	03/01/90	03/17/90	03/05/91	07/05/94	07/05/91
NOO DUE	09/16/89	04/07/90	08/31/91	10/23/93	05/01/95
TELCO DUE	12/16/89	07/28/90	12/14/91	02/19/94	08/28/95
TURNOVER	05/26/91	08/25/91	10/18/92	11/13/94	05/21/96
GENERIC SVC	10/01/90		10/02/92		
GENERIC	5E5.1	5E6	5E7	5E7	5E7
CONC RATIO	8:1	8:1	8:1	8:1	8:1
ENG LSF					
ENG CCS/NAL		3.25	2.30	2.30	2.30
DESIGN BS					
MRAJ	16.79	15.64	24.84	18.23	0.00
PROCESSOR	-13800 122000	12200 134200	-4200 130000	48 130000	32 130000
CAP TRUNK	8 151	16 167	32 199	6 247	4 279
DGTL TK UNIT	1	2	1	6	4
LLN/LT/SM/NM	3 25	1 26	2 28	4 32	5 37
LSR/LTS/##					
LSH/##/L32					
TSC/##/TSS/NP	24 195	6 201	24 225	35 260	43 303
TLN/##/L64					
TOT FRS/SHL	5	0	5	4	5
REUSE FR/SHL	0	0	0	0	0
GROSS ADDNS	1228	70	492	632	1786
EXT JOB DESC	ISDN SM/D7-2	RACF/TCHSTR2			
%CTOIP	6.50	6.50	6.50	6.50	6.50

JOB CAT.    A                    T                    A                    A                    A

# Demand and Facility Charts Central Florida (A SUBSET OF THE NORTH FLORIDA TACTICAL PLANNING DISTRICT) January, 1992

JAN 23 1992

**J. M. Graham**  
Senior Engineer  
Tactical Planning - North Florida

**BELLSOUTH**  
**TELECOMMUNICATIONS**   
Room 811, 6451 North Federal Highway  
Fort Lauderdale, Florida 33308  
(305) 492-2671

January 17, 1992

Attached is the January 17, 1992 issue of the Central Florida Demand and Facility (D&F) Charts. Please note that Central Florida charts are now issued by the North Florida Tactical Planning District. Included in this issue are the following items:

1. Significant Changes since last D&F issue.
2. Explanation of DMS processor D&C charts.
3. Index by planner, design and equipment engineers.
4. Generic retrofit summaries.
5. Host and remote list.
6. Central Florida NXX report.

As noted in item number 2, above, this issue contains Demand and Capacity (D&C) charts for the more critical Northern Telecom DMS switch processors. You will find that the CPU D&C chart immediately follows the corresponding Entity and Split D&Fs for the switch.

As always, any questions related to the attached charts may be referred to the person whose name appears in the lower, right-hand portion of the entity chart. Other inquiries may be directed to me at (305) 492-2671.



Joseph M. Graham  
Senior Engineer

Attachments

**SIGNIFICANT CHANGES SINCE LAST D&F ISSUE**

All Charts have undergone the YEAR-ROLL process, establishing actual demand points for (January 1) 1992 and resetting the years depicted as 1990-1997.

DYBHFLMARS1 - Project 3B2047 was advanced to meet deadlines imposed by ESSX sale.

## GUIDE TO DMS 100/200 PROCESSOR CAPACITY DEMAND & CAPACITY CHARTS

Included in this issue are Demand & Capacity charts for selected DMS 100, 100/200, and 200 central offices. The following is a brief description for the charts:

1. The chart reflects the percent of time available within the CPU for call processing. This is called CPU Call Processing Percent Occupancy (CPU CP % OCC).
2. The decrease in projected capacity is due to various features added to the switches which reduce time available for call processing.
3. The reported demand levels are the highest monthly hour measured CPU occupancy taken from the Activity 100 reports. These reports are furnished by SADAC and are scheduled to run on the first and third Mondays of every month.
4. The projected CPU occupancy demand is based upon projected calling patterns, generic updates, equipment configuration, etc. As the chart indicates, numerous factors impact the projected demand: As an example, the addition of UTRs relieve the CPU of the need to establish a network connection to a common pool of receiver circuits, providing a savings in the amount of real time consumed in call processing.
5. Any specific questions related to a chart may be referred to the planner assigned to the office. A list of contact telephone numbers by office is included in the index of this issue.

AREA INDEX FOR  
 CENTRAL FLORIDA TPD  
 user: DU095C1 INDEX

01/17/92

ENTITY	BUILDING	Dist	Eq	Typ	Cher	Planner	Number	Traffic Eng.	Number	Eqpt. Eng.	Number	Distr. Eng.	Number
BNNLFLMARSO	BUNNELL	DAYT	RSC		1.0	JAMAL	305-492-2672	DAVIS	904-330-3397	GLOYER	904-350-7377	HAMILTON	904-257-7953
CCBHLAFRSD	CAPE CANAVERAL	DAYT	SRSM		2.0	GONZALEZ	305-492-1076	TATUM	904-350-7376	KOCHAN	904-350-7370	TIDWELL	407-455-7111
CCBHLMADSD	CDCOA BEACH	DAYT	SES		3.0	GONZALEZ	305-492-1076	TATUM	904-350-7376	KOCHAN	904-350-7370	TIDWELL	407-455-7111
COCDFLMADSO	COCOA-MAIN	DAYT	SES		4.0	GRAHAM	305-492-1076	TOWER	904-350-4601	STANLEY	904-350-7369	TIDWELL	407-455-7111
COCDFLMEDSO	COCOA-MERRITT ISLAND	DAYT	SES		5.0	JAMAL	305-492-1076	WILCHER	904-350-7375	KOCHAN	904-350-7370	CRAFT	407-455-7110
DBRYFLDLDSO	DEBARY DELTOMA	ORLD	SES		11.0	SMOOT	305-492-3305	WILCHER	904-350-7375	STANLEY	904-350-7369	REINHARD	407-237-3499
DBRYFLMARS1	DEBARY MAIN	ORLD	SRSM		12.0	SMOOT	305-492-3305	WILCHER	904-350-7375	STANLEY	904-350-7369	REINHARD	407-237-3499
DELDFLMADSO	DELAND	DAYT	D100		13.0	DECARDENAS	305-492-2007	MORGAN	904-350-7374	GLOYER	904-350-7377	KEECH	904-257-7937
DLSDFLMARSO	DELEDN SPRINGS	DAYT	RSC		14.0	DECARDENAS	305-492-3305	MORGAN	904-350-7374	GLOYER	904-350-7377	KEECH	904-257-7937
DYBHLFNRSO	DYBH-FENTRESS	DAYT	RSC		6.0	GRAHAM	305-492-2671	CHOJN	904-350-2653	GLOYER	904-350-7377	SPIVEY	904-257-7918
DYBHLFMADSO	DYBH-MAIN	DAYT	DGTL		7.2	JAMAL	305-492-2672	HULL	904-350-3367	HICKS	904-350-0000	SPIVEY	904-257-7918
DYBHLMARS1	DYBH-MAIN	DAYT	RSC		7.4	GRAHAM	305-492-2671	CHOJN	904-350-2653	GLOYER	904-350-7377	SPIVEY	904-257-7918
DYBHLMA21W	DYBH-MAIN	DAYT	STP		7.3	NORTON	305-492-2673	CHOJN	904-350-2653	LEROY	904-350-7364		
DYBHLMA25E	DYBH-MAIN	DAYT	1AES		7.1	JAMAL	305-492-2672	HICKS	904-350-2669	LEROY	904-350-7364	SPIVEY	904-257-7918
DY3HFLBDSO	DYBH-DRMOND BEACH	DAYT	D100		9.0	GONZALEZ	305-492-1076	PICKETT	904-350-3553	GLOYER	904-350-7377	KEECH	904-257-7937
DYBHFLOSDSO	DYBH-OCEAN SHORES	DAYT	DGTL		8.2	JAMAL	305-492-2672	HADLEY	904-350-2523	GLOYER	904-350-7377	HAMILTON	904-257-7953
DYBHFLOS44E	DYBH-OCEAN SHORES	DAYT	2BES		8.1	JAMAL	305-492-2672	HADLEY	904-350-2523	GLOYER	904-350-7377	HAMILTON	904-257-7953
DYBHLFPDSD	DYBH-PORT DRANGE	DAYT	D1/2		10.0	GRAHAM	305-492-2671	CHOJN	904-350-2653	LEROY	904-350-7364	SPIVEY	904-257-7918
DYBHLFPD01T	DYBH-PORT ORANGE	DAYT	D1/2		10.1	GRAHAM	305-492-2671	CHOJN	904-350-2653	LEROY	904-350-7364		
DYBHLFP021W	DYBH-PORT ORANGE	DAYT	STP		10.3	NORTON	305-492-2673	CHOJN	904-350-2653	LEROY	904-350-7364		
EGLLFLBGDSO	EGLL-BOWE GARDENS	DAYT	SES		16.1	SMOOT	305-492-3305	BENOIT	904-350-7379	KOCHAN	904-350-7370	GREENE	407-455-7109
EGLLFLBG25E	EGLL-BOWE GARDENS	DAYT	1AES		16.0	SMOOT	305-492-3305	DERR	904-350-4598	LEROY	904-350-7364	GREENE	407-455-7109
EGLLFLIHDSO	EGLL-INDIAN HRBR BCH	DAYT	SES		17.0	DECARDENAS	305-492-2007	RAINES	904-350-3062	KOCHAN	904-350-7370	GREENE	407-455-7109
EORNFLMARSO	EAST ORANGE	ORLD	SRSM		15.0	SMOOT	305-492-3305	WILCHER	904-350-7375	STANLEY	904-350-7369	REINHARD	407-237-3499
FLBHLMARSO	FLAGLER BEACH	DAYT	RSC		18.0	JAMAL	305-492-2672	DAVIS	904-330-3397	GLOYER	904-350-7377	HAMILTON	904-257-7953
GENVFLMARSO	GENEVA	ORLD	SRSM		19.0	SMOOT	305-492-3305	RAINES	904-350-3062	STANLEY	904-350-7369	REINHARD	407-237-3499
LKMRFLABRSO	LAKE MARY	ORLD	RLU		20.1	SMOOT	305-492-3305	CORDES	904-350-3003	GLOYER	904-350-7377	REINHARD	407-237-3499
LKMRFLMADSO	LAKE MARY	ORLD	D100		20.0	SMOOT	305-492-3305	CORDES	904-350-3003	GLOYER	904-350-7377	REINHARD	407-237-3499
MLBRFLMADSO	MELBOURNE	DAYT	SES		21.0	GRAHAM	305-492-2671	WILCHER	904-350-7375	STANLEY	904-350-7369	BERNHARD	407-455-7112
NSBHLFMADSO	NEW SMYRNA BCH	DAYT	DGTL		22.2	GRAHAM	305-492-2671	HULL	904-350-2669	HICKS	904-350-3002	SPIVEY	904-257-7918
NSBHLMA42E	NEW SMYRNA BCH	DAYT	1AES		22.1	GRAHAM	305-492-2671	HULL	904-350-2669	HICKS	904-350-3002	SPIVEY	904-257-7918
OKHLFLMARSO	OAK HILL	DAYT	RSC		23.0	GRAHAM	305-492-2671	CHOJN	904-350-2653	LEROY	904-350-7364	SPIVEY	904-257-7918
ORLDFLAPDSO	ORLD-AZALEA PARK	ORLD	SES		24.2	NORTON	305-492-2673	TOWER	904-350-4601	STANLEY	904-350-7369	HAHN	407-237-3491
ORLDFLAP27E	ORLD-AZALEA PARK	ORLD	1AES		24.1	NORTON	305-492-2673	GRUNDIG	904-350-3598	HICKS	904-350-3002	HAHN	407-237-3491
ORLDFLCLDSD	ORLD-COLONIAL	ORLD	SES		26.2	NORTON	305-492-2673	TOWER	904-350-4601	STANLEY	904-350-7369	HAHN	407-237-3491
ORLDFLCL01T	ORLD-COLONIAL	ORLD	SES		26.3	NORTON	305-492-2673	TOWER	904-350-4601	STANLEY	904-350-7369	HAHN	407-237-3491
ORLDFLCL21W	ORLD-COLONIAL	ORLD	STP		26.4	NORTON	305-492-2673	DAVIS	904-350-4597	GLOYER	904-350-7377	HAHN	407-237-3491
ORLDFLCLB9A	ORLD-COLONIAL	ORLD	1AES		28.1	NORTON	305-492-2673	LEHMAN	904-350-3236	HICKS	904-350-3002	HAHN	407-237-3491
ORLDFLMDSD1	ORLD-MAGNOLIA	ORLD	D100		27.2	NORTON	305-492-2673	DAVIS	904-350-2907	LEROY	904-350-7364	ALDOUS	407-237-3488
ORLDFLMAK03	ORLD-MAONOLIA	ORLD	RILU		27.8	NORTON	305-492-2673	TOWER	904-350-4601	STANLEY	904-350-7369	ALDOUS	407-237-3488
ORLDFLMA04T	ORLD-MAGNOLIA	ORLD	D200		27.3	NORTON	305-492-2673	DAVIS	904-350-2907	LEROY	904-350-7364	ALDOUS	407-237-3488
ORLDFLMA42E	ORLD-MAONOLIA	ORLD	1AES		27.1	NORTON	305-492-2673	GRUNDIG	904-350-3598	HICKS	904-350-3002	ALDOUS	407-237-3488
ORLDFLPCDSD	ORLD-PINECASTLE	ORLD	SES		28.2	DECARDENAS	305-492-2007	BENOIT	904-350-7379	KOCHAN	904-350-7370	ROSS	407-244-8426
ORLDFLPC85E	ORLD-PINECASTLE	DAYT	1AES		28.1	DECARDENAS	305-492-2007	DAVIS	904-350-2907	HICKS	904-350-3002	ROSS	407-244-8426
ORLDFLPHDSD	ORLD-PINEHILLS	ORLD	SES		29.2	JAMAL	305-492-2672	HULL	904-350-7380	HICKS	904-350-3002	FERGUSON	407-244-8431
ORLDFLPH29E	ORLD-PINEHILLS	ORLD	1AES		29.1	JAMAL	305-492-2672	DAVIS	904-350-4597	HICKS	904-350-3002	FERGUSON	407-244-8431
ORLDFLSADSO	ORLD-SAND LAKE	ORLD	DGTL		30.2	DECARDENAS	305-492-2007	unknown	904-350-0000	unknown	904-350-0000	ROSS	407-244-8426
ORLDFLSA21W	ORLD-SAND LAKE	ORLD	STP		30.3	NORTON	305-492-2673	DAVIS	904-350-4597	GLOYER	904-350-7377		
ORLDFLSA35E	ORLD-SAND LAKE	ORLD	1AES		30.1	DECARDENAS	305-492-2007	LEHMAN	904-350-7823	HICKS	904-350-3002	ROSS	407-244-8426
OYIDFLCADSD	OYIEDO	ORLD	SES		32.2	SMOOT	305-492-3305	RAINES	904-350-3062	KOCHAN	904-350-7370	REINHARD	407-237-3499
OYIDFLCA36E	OYIEDO	ORLD	2BES		32.1	JAMAL	305-492-2672	HADLEY	904-350-2523	GLOYER	904-350-7377	REINHARD	407-237-3499
PLCSFLMADSO	PALM COAST	DAYT	D100		33.0	JAMAL	305-492-2672	DAVIS	904-330-3397	GLOYER	904-350-7377	HAMILTON	904-257-7953
PRSNFLFORSO	PIERSON	DAYT	RSC		34.0	DECARDENAS	305-492-2007	MORGAN	904-350-7374	GLOYER	904-350-7377	KEECH	904-257-7937
SNFRFLMADSD	SANFORD-O-WS	ORLD	SES		35.0	SMOOT	305-492-3305	RAINES	904-350-3062	STANLEY	904-350-7369	REINHARD	407-237-3499
SNFRFLMADSD1	SANFORD-O-WS	ORLD	EWSO		35.1	SMOOT	305-492-3305	CORDES	904-350-3003	WHITTIER	904-350-4146		
TTVFLMADSD	TITUSVILLE	DAYT	SES		36.0	GRAHAM	305-492-2671	KLENZAK	904-350-7380	BROWN	904-350-4150	CRAFT	407-455-7110

PAGE 1

D and F Chart  
Initial Generic change to 1AE11

rundate: 01/17/92  
source: LSDF  
program: GENCHG1

Ch # Building	ENTITY	Project	Description	Ship	Service	GENERIC	Includes:
16.0 EGLL-BOWE GARDENS	EGLLFLBG25E	P3A5044	SSP/LASS	05/05/1990	12/23/1990	1AE11	EGLLFLBG25E
22.1 NEW SMYRNA BCH	WSBHFLMA42E	P3A6977	GEN	02/02/1991	04/28/1991	1AE11	WSBHFLMA42E
24.1 ORLD-AZALEA PARK	ORLDFLAP27E	P3A6974	GEN	03/16/1991	01/31/1992	1AE11	ORLDFLAP27E
26.1 ORLD-COLONIAL	ORLDFLCL89A	P3A5855	DCT	09/14/1991	01/31/1992	1AE11	ORLDFLCL89A
27.1 ORLD-MAGNDLIA	ORLDFLMA42E	P3A6141	GEN	02/23/1991	05/01/1991	1AE11	ORLDFLMA42E
29.1 ORLD-PINEHILLS	ORLDFLPH29E	P3A6874	GEN	10/06/1990	12/02/1990	1AE11	ORLDFLPH29E
30.1 ORLD-SAND LAKE	ORLDFLSA35E	P3A7046	GEN	09/01/1990	11/30/1990	1AE11	ORLDFLSA35E
7.1 DYBH-MAIN	DYBHFLMA25E	P3A7058	GEN	02/23/1991	06/09/1991	1AE11	DYBHFLMA25E

PAGE 1

D and F Chart  
Initial Generic change to 2BE4

rundate: 01/17/92  
source: LSDF  
program: GENCHG1

Ch # Building	ENTITY	Project	Description	Ship	Service	GENERIC	Includes:
32.1 OVIEDO	OVIDFLCA36E	WF13009	ADV COMP	01/31/1987	05/17/1987	2BE4	OVIDFLCA36E
8.1 DYBH-OCEAN SHORES	DYBHFLOS44E	WF0786B	GENERIC	06/13/1987	08/09/1987	2BE4	DYBHFLOS44E



PAGE 1

D and F Chart  
Initial Generic change to 5E6

rundate: 01/17/92  
source: LSDF  
program: GENCHG1

Ch #	Building	ENTITY	Project	Description	Ship	Service	GENERIC	Includes:
11.0	DEBARY DELTONA	DBRYFLDLDSO	P3A8318	GEN	04/06/1991	06/11/1991	5E6	DBRYFLDLDSO
12.0	DEBARY MAIN	DBRYFLMARS1	P3A7052	GEN,GA	04/06/1991	08/11/1991	5E6	DBRYFLMARS1
15.0	EAST ORANGE	EORNFLMARSO	P3A2701	GENERIC	04/06/1991	08/11/1991	5E6	EORNFLMARSO
17.0	EGLL-INDIAN HRBR BCH	EGLLFLIHDSO	P3A7038	GEN	01/05/1991	05/12/1991	5E6	EGLLFLIHDSO
19.0	GENEVA	GENVFLMARSO	P3A7051	GENERIC	02/23/1991	06/30/1991	5E6	GENVFLMARSO
2.0	CAPE CANAVERAL	CCBHFLAFRSO	P3A7067	GEN	04/13/1991	07/28/1991	5E6	CCBHFLAFRSO
21.0	MELBOURNE	MLBRFLMADSO	P3A2751	GA	06/23/1990	11/25/1990	5E6	MLBRFLMADSO
24.2	ORLD-AZALEA PARK	ORLDFLAPDSO	P3A5664	GA	08/11/1990	01/20/1991	5E6.1	ORLDFLAPDSO
26.2	ORLD-PINECASTLE	ORLDFLPCDSO	P3A7317	GEN	10/20/1990	02/03/1991	5E6	ORLDFLPCDSO
29.2	ORLD-PINEHILLS	ORLDFLPHDSO	P3A0095	REPL	12/01/1990	09/28/1991	5E6	ORLDFLPHDSO
3.0	COCOA BEACH	CCBHFLMADSO	P3A5857	GEN	03/23/1991	07/28/1991	5E6	CCBHFLMADSO
32.2	OYIEDO	OYIDFLCADSO	P3A7389	GA	06/29/1991	11/03/1991	5E6	OYIDFLCADSO
35.0	SANFORD-O-WS	SNFRFLMADSO	P3A7044	GEN,GA	02/23/1991	06/30/1991	5E6	SNFRFLMADSO
36.0	TITUSVILLE	TTYLFLMADSO	P3A4545	GA	03/02/1991	07/07/1991	5E6	TTYLFLMADSO
4.0	COCOA-MAIN	COCOFLMADSO	P3A7060	GEN	01/05/1991	04/21/1991	5E6	COCOFLMADSO
5.0	COCOA-MERRITT ISLAND	COCOFLMEDSO	P3A7089	GEN	01/05/1991	06/30/1991	5E6	COCOFLMEDSO

PAGE 1

D and F Chart  
Initial Generic change to 5E7

rundate: 01/17/92  
source: LSDF  
progras: GENCHG1

Ch #	Building	ENTITY	Project	Description	Ship	Service	GENERIC	Includes:
15.0	EAST ORANGE	EORNFLMARSO	P3A8304	ADY COMP	01/02/1993	05/30/1993	5E7	EORNFLMARSO
16.1	EGLL-BOWE GARDENS	EGLLFLBGDSO	P3A8152	REPL	01/11/1992	07/25/1992	5E7	EGLLFLBGDSO
17.0	EGLL-INDIAN HRBR BCH	EGLLFLIHDSO	P3A5043	GA,GEN	07/11/1992	11/15/1992	5E7	EGLLFLIHDSO
19.0	GENEVA	GENYFLMARSO	P3A5494	GA	01/11/1992	05/03/1992	5E7	GENYFLMARSO
21.0	MELBOURNE	MLBRFLMADSO	P3A8961	ISDN	07/11/1992	12/27/1992	5E7	MLBRFLMADSO
24.2	ORLD-AZALEA PARK	DRLDLFLAPDSO	P3A7064	REPL	12/14/1991	12/05/1992	5E7.1	ORLDLFLAPDSO
26.2	ORLD-COLONIAL	ORLDLFLCLDSO	P3A6894	REPL	02/01/1992	09/26/1992	5E7.1	ORLDLFLCLDSO
29.2	ORLD-PINEHILLS	ORLDLFLPHDSO	P382048	GA	02/01/1992	05/31/1992	5E7	ORLDLFLPHDSO
32.2	OYIEDO	OYIDFLCADSO	P382441	GA	07/18/1992	11/01/1992	5E7	OYIDFLCADSO
35.0	SANFORD-O-WS	SNFRFLMADSO	P3A5501	GEN,GA	01/11/1992	05/24/1992	5E7	SNFRFLMADSO
36.0	TITUSVILLE	TTYLFLMADSO	P3A8353	GA	02/29/1992	07/05/1992	5E7	TTYLFLMADSO
4.0	COCOA-MAIN	COCOFLMADSO	P3A7061	GA	04/18/1992	06/21/1992	5E7	COCOFLMADSO
5.0	COCOA-MERRITT ISLAND	COCOFLMEDSO	P382617	GEN	08/01/1992	11/15/1992	5E7	COCOFLMEDSO

PAGE 1

D and F Chart  
Initial Generic change to 5E8

rundate: 01/17/92  
source: LSDF  
program: GENCHG1

Ch # Building	ENTITY	Project	Description	Ship	Service	GENERIC	Includes:
11.0 DEBARY DELTONA	DBRYFLDLDSO	P3A8764	GEN,GA	01/02/1993	05/30/1993	5E8	DBRYFLDLDSO
12.0 DEBARY MAIN	DBRYFLMARS1	P3B1455	GEN	01/02/1993	05/30/1993	5E8	DBRYFLMARS1
15.0 EAST ORANGE	EORNFLMARSO	P3A8304	GA	01/02/1993	05/30/1993	5E8	EORNFLMARSO
17.0 EGLL-INDIAN HRBR BCH	EGLLFLIHDSO	PIHQWTH	GA,GEN	07/30/1994	11/20/1994	5E8	EGLLFLIHDSO
2.0 CAPE CANAVERAL	CCBHFLAFRSO	P3B1495	GEN	01/23/1993	06/13/1993	5E8	CCBHFLAFRSO
28.2 ORLD-PINECASTLE	ORLDFLPCDSO	P3A3698	GEN	04/25/1992	11/22/1992	5E8	ORLDFLPCDSO
3.0 COCOA BEACH	CCBHFLMADSO	P3A7054	GA,GEN	01/23/1993	06/13/1993	5E8	CCBHFLMADSO
30.2 ORLD-SAND LAKE	ORLDFLSADSO	P3B1157	REPL	11/14/1992	08/22/1993	5E8	ORLDFLSADSO

PAGE 1

D and F Chart  
Initial Generic change to 5E9

rundate: 01/17/92  
source: LSDF  
program: GENCHG1

Ch #	Building	ENTITY	Project	Description	Ship	Service	GENERIC	Includes:
12.0	DEBARY MAIN	DBRYFLMARS1	P3A0472	GEN,GA	03/26/1994	08/28/1994	5E9	DBRYFLMARS1
21.0	MELBOURNE	MLBRFLMADSO	P3A7457	GA	02/01/1994	05/01/1994	5E9	MLBRFLMADSO
24.2	ORLD-AZALEA PARK	ORLDFLAPDSO	P3B2627	GA	06/25/1994	12/04/1994	5E9	ORLDFLAPDSO
26.2	ORLD-COLONIAL	ORLDFLCLDSO	P3B2626	TK	04/16/1994	09/18/1994	5E9	ORLDFLCLDSO
29.2	ORLD-PINEHILLS	ORLDFLPHDSO	P3B2623	GEN	01/29/1994	06/12/1994	5E9	ORLDFLPHDSO
32.2	OYIEDO	OYIDFLCADSO	P3B0268	GA	01/29/1994	06/12/1994	5E9	OYIDFLCADSO
36.0	TITUSVILLE	TTYLFLMADSO	P3B2409	GA	02/01/1994	07/01/1994	5E9	TTYLFLMADSO
4.0	COCOA-MAIN	COCOFLMADSO	P3B2718	GA	04/09/1994	07/17/1994	5E9	COCOFLMADSO
5.0	COCOA-MERRITT ISLAND	COCOFLMEDSO	P3A5858	GA,GEN	07/03/1993	10/24/1993	5E9	COCOFLMEDSO

PAGE 1

D and F Chart  
Initial Generic change to 5E10

rundate: 01/17/92  
source: LSDF  
program: GENCHG1

Ch #	Building	ENTITY	Project	Description	Ship	Service	GENERIC	Includes:
11.0	DEBARY DELTONA	DBRYFLDLDSO	DBDLGTH	GA	02/25/1995	07/09/1995	5E10	DBRYFLDLDSO
15.0	EAST ORANGE	EORNFLMARSO	EORNGTH	GEN,GA	12/31/1994	06/04/1995	5E10	EORNFLMARSO
21.0	MELBOURNE	MLBRFLMADSO	P3B2717	GA	02/01/1995	06/01/1995	5E10	MLBRFLMADSO
32.2	OYIEDO	OYIDFLCADSO	OYIDGTH		12/30/1995	05/12/1996	5E10	OYIDFLCADSO

PAGE 1

D and F Chart  
Initial Generic change to BCS-31

rundate: 01/17/92  
source: LSDF  
program: GENCHG1

Ch #	Building	ENTITY	Project	Description	Ship	Service	GENERIC	Includes:
10.0	DYBH-PORT ORANGE	DYBHFLPDDSD	P3A6025	GA	09/21/1990	12/21/1990	BCS-31	DYBHFLPODSD -DYBHFLFNRSO -DYBHFLMARS1 -OKHLFLMARSO
13.0	DELAND	DELOFLMADSO	P3A8503	GEN,GA	06/07/1991	09/13/1991	BCS-31	DELOFLMADSO -DLSPFLMARSO -PRSNFLFDRSO
20.0	LAKE MARY	LKMRFMADSO	P3A9544	GEN	10/27/1990	12/16/1990	BCS-31	LKMRFMADSO
33.0	PALM COAST	PLCSFLMADSO	P3A7040	GA	01/04/1991	05/03/1991	BCS-31	PLCSFLMADSO -8NNLFLMARSO -FLBHFLMARSO
9.0	DYBH-ORMOND BEACH	DYBHFL0B0SO	P3A5842	GA	03/15/1991	06/09/1991	BCS-31	DYBHFL0B0SO

PAGE 1

D and F Chart  
Initial Generic change to BCS-32

rundate: 01/17/92  
source: LSDF  
program: GENCHG1

Ch # Building	ENTITY	Project	Description	Ship	Service	GENERIC	Includes:
13.0 DELAND	DELDLFLMADS0	DELDGTH	GA	04/08/1995	08/20/1995	BCS-32	DELDLFLMADS0 -DLSPFLMARS0 -PRSNFLFORSD LKMRFLMADS0 ORLDLFLMADS1
20.0 LAKE MARY	LKMRFLMADS0	P3A7118	GEN,GA	04/20/1991	10/25/1991	BCS-32	
27.2 ORLD-MAGNOLIA	ORLDLFLMADS1	P3A5864	GA	02/22/1991	11/01/1991	BCS-32	

PAGE 1

D and F Chart  
Initial Generic change to BCS-33

rundate: 01/17/92  
source: LSDF  
program: GENCHG1

Ch #	Building	ENTITY	Project	Description	Ship	Service	GENERIC	Includes:
10.0	DYBH-PORT ORANGE	DYBHFLPODSO	P3A7456	GA	01/17/1992	04/10/1992	BCS-33	DYBHFLPODSO -DYBHFLFNRSO -DYBHFLMARS1 -OKHFLMARSO DELDFLMADSO -DLSPFLMARSO -PRSNFLFDRSO
13.0	DELAND	DELDFLMADSO	P3B1018	GEN,GA	01/31/1992	05/22/1992	BCS-33	LKMRFLMADSO PLCSFLMADSO
20.0	LAKE MARY	LKMRFLMADSO	P3A5493	GEN,GA	01/13/1992	06/19/1992	BCS-33	-BNNFLMARSO -FLBHFLMARSO
33.0	PALM COAST	PLCSFLMADSO	P3B1527	GEN	05/01/1992	07/12/1992	BCS-33	DYBHFLMARSO DYBHFLMARSO
9.0	DYBH-ORMOND BEACH	DYBHFLBDSO	P3A6021	GA	09/25/1992	01/17/1993	BCS-33	



PAGE 1

D and F Chart  
Initial Generic change to BCS-34

rundate: 01/17/92  
source: LSDF  
program: GENCHG1

Ch #	Building	ENTITY	Project	Description	Ship	Service	GENERIC	Includes:
10.0	DYBH-PORT ORANGE	DYBHFLPODSO	P382023	SOFTWARE	06/05/1992	08/28/1992	BCS-34	DYBHFLPODSO -DYBHFLFNRSD -DYBHFLMARS1 -OKHFLMARS0 DELDFLMADSO -DLSPFLMARS0 -PRSHFLFDRSD ORLDFLMADST
13.0	OELAND	DELDFLMADSO	P3A5790	GEN,GA	11/14/1992	03/28/1993	BCS-34	
27.2	ORLD-MAGNOLIA	ORLDFLMADS1	P382043	GEN	06/05/1992	09/04/1992	BCS-34	

PAGE 1

D and F Chart  
Initial Generic change to BCS-35

rundate: 01/17/92  
source: LSDF  
program: GENCHG1

Ch #	Building	ENTITY	Project	Description	Ship	Service	GENERIC	Includes:
20.0	LAKE MARY	LKMRFLMADSO	LKMRGTH1	GEN,GA	01/29/1994	05/29/1994	BCS-35	LKMRFLMADSO

PAGE 1

D and F Chert  
Initial Generic change to BCS-36

rundate: 01/17/92  
source: LSDF  
program: GENCHG1

Ch #	Building	ENTITY	Project	Description	Ship	Service	GENERIC	Includes:
10.0	DYBH-PORT ORANGE	DYBHFLPODS0	P3A9463	SOFTWARE	03/01/1993	07/01/1993	BCS-36	DYBHFLPODS0 -DYBHFLFNRS0 -DYBHFLMARS1 -OKHLFLMARS0
27.2	ORLD-MAGNOLIA	ORLDFLMADS1	P3A8434	REPL	01/23/1993	11/14/1993	BCS-36	ORLDFLMADS1
33.0	PALM COAST	PLCSFLMADS0	P3B0272	GA	01/21/1994	05/01/1994	BCS-36	PLCSFLMADS0 -BNNFLMARS0 -FLBHFLMARS0

PAGE 1

D and F Chart  
Initial Generic change to BCS-37

run date: 01/17/92  
source: LSDF  
program: GENCHG1

Ch #	Building	ENTITY	Project	Description	Ship	Service	GENERIC	Includes:
20.0	LAKE MARY	LKMRFLMADSO	LKMRGTH2	GEN,GA	01/13/1996	05/05/1996	BCS-37	LKMRFLMADSO
33.0	PALM COAST	PLCSFLMADSO	P3B2933	DISP		03/03/1996	BCS-37	PLCSFLMADSO -BNLFLMARSO -FLBFLMARSO DYBHFLOBDSO
9.0	DYBH-ORMOND BEACH	DYBHFLOBDSO	ORB GTH	GA	01/06/1995	05/07/1995	BCS-37	

PAGE 1

D and F Chart  
Initial Generic change to BCS-38

rundate: 01/17/92  
source: LSDF  
program: GENCHG1

Ch # Building	ENTITY	Project	Description	Ship	Service	GENERIC	Includes:
10.0 OY8H-PORT ORANGE	DYBHFLPODSO	P382551	GA	02/01/1994	04/01/1984	BCS-38	DYBHFLPODSO -DYBHFLNRSO -OKHLFLMARSO

PAGE 1

D and F Chart  
Initial Generic change to BCS-39

rundate: 01/17/92  
source: LSDF  
program: GEMCHG1

Ch #	Building	ENTITY	Project	Description	Ship	Service	GENERIC	Includes:
27.2	ORLD-MAGNOLIA	ORLDFLMADS1	P3B2625	GA	D6/16/1995	11/18/1995	BCS-39	ORLDFLMADS1
9.0	DYBH-ORMOND BEACH	DYBHFLOBDSO	ORB GTH2	DIS		04/21/1996	BCS-39	DYBHFLOBDSO

PAGE 1

D and F Chart  
Initial Generic change to BCS-40

rundate: 01/17/92  
source: LSDF  
program: GENCHG1

Ch #	Building	ENTITY	Project	Description	Ship	Service	GENERIC	Includes:
10.0	DYBH-PORT ORANGE	DYBHFLPODSO	P3B2724	SOFTWARE	03/01/1995	07/01/1995	BCS-40	DYBHFLPODSO -DYBHFLFNRSO -OKHLFLMARSO

PAGE 1

D and F Chart  
Initial Generic change to BCS-41

run date: 01/17/92  
source: LSDF  
program: GENCHG1

Ch #	Building	ENTITY	Project	Description	Ship	Service	GENERIC	Includes:
9.0	DYBH-ORMOND BEACH	DYBHFLOBDSO	ORB END			06/07/1998	BCS-41	DYBHFLOBDSO



PAGE 1

DU095CF/HOSTS  
Report of remote switches by host

Host	Remote	Cuts	Retires
CCBHFLMADSO	CCBHFLAFRSO	07/18/1987	01/01/2008
DBRYFLDLDSO	DBRYFLMARS1	05/16/1987	12/31/1999
	EORNFLMARSO	11/22/1986	12/31/1999
DELDFLMADSO	DLSPFLMARSO	11/14/1987	12/31/2010
	PRSNFLFDRSD	04/02/1988	12/31/1999
DYBHFLPODSO	DYBHFLFNRSD	01/02/1988	12/31/1999
	DYBHFLMARSO	01/02/1988	06/23/1990
	DYBHFLMARS1	06/23/1990	12/05/1993
	OKHLFLMARSO	05/21/1988	12/31/1999
ORLDFLAPDSO	ORLDFLMAK03	10/28/1989	01/01/1999
ORLDFLPCDSO	ORLDFLCERSO	05/16/1987	08/14/1988
PLCSFLMADSO	BWNLFLMARSO	10/31/1987	12/31/1999
	FLBHFLMARSO	10/31/1987	12/31/1999
SNFRFLMADSO	GENVFLMARSO	04/23/1988	01/01/2020

PAGE 1

D and F Chart  
Supplemental Report NMX'S

rundate: 01/17/92  
source: LSDF  
program: NXXLIST

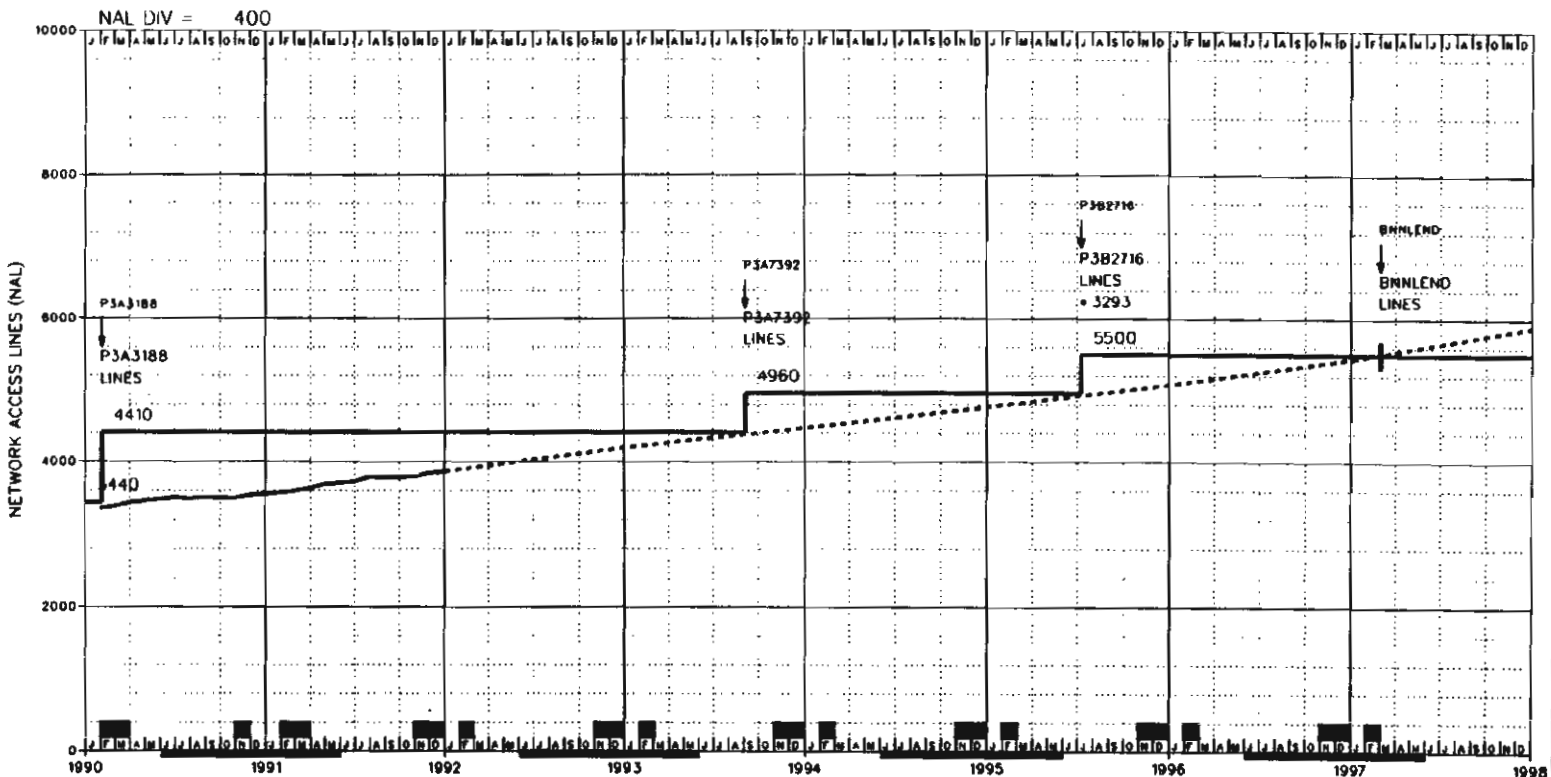
Building	Entity	eqpt	cut	ch#	NPA
BUNWELL 437	BMNLFMARS0	RSC	in servc	1.0	904
CAPE CANAVERAL 730	CCBHFLAFRS0	5RSM	in servc	2.0	407
COCOA BEACH 494 783 784 799	CCBHFLMADS0 853 868	5ES	in servc	3.0	407
COCOA-MAIN 258 543S 631 632	COCOFLMADS0 633 636 639 890	5ES	in servc	4.0	407
COCOA-MERRITT ISLAND 452 453 454 455	COCOFLMEO50 459 861S 867S 886S	5ES	in servc	5.0	407
DEBARY DELTONA 574 860	DBRYFLDLS0	5ES	in servc	11.0	407
DEBARY MAIN 668	DBRYFLMARS1	5RSM	in servc	12.0	407
DELAND 734 736 738 822	DELDFLMA0S0	D100	in servc	13.0	904
DELEON SPRINGS 885	DLSPFLMARS0	RSC	in servc	14.0	904
DYBH-FENTRESS 274	DYBHFLFWR50	RSC	in servc	6.0	904
OYBH-MAIN 238F 239F 248F 250F 252F 253F	DYBHFLMA0S0 DYBHFLMARS1	DGTL RSC	12/05/93 in servc	7.2 7.4	904 904
DYBH-MAIN 226	DYBHFLMA25E	1AES	in servc	7.1	904
DYBH-OCEAN SHORES 441F	DYBHFLMA25E DYBHFL0SDS0	1AES DGTL	in servc 01/08/95	7.1 8.2	904 904
DYBH-OCEAN SHORES 441	DYBHFL0S44E	2BES	in servc	8.1	904
DYBH-ORMOND BEACH 672 673 676 677	DYBHFL0BDS0	D100	in servc	9.0	904
DYBH-PORT ORANGE 322 371X 756 760	DYBHFLPO0S0 761 767 788	D1/2	in servc	10.0	904
EAST ORANGE 568	EORNFLMARS0	5RSM	in servc	15.0	407
EGLL-BOWE GARDENS 242F 253F 254F 255F 259F	EGLLFLBGDS0	5ES	07/25/92	16.1	407
EGLL-BOWE GARDENS 242 253 254 255 259	EGLLFLBG25E	1AES	in servc	16.0	407
EGLL-INDIAN HRBR BCH 773 777 779	EGLLFLIH0S0	5ES	in servc	17.0	407
FLAGLER BEACH 439	FLBHFLMARS0	RSC	in servc	18.0	904
GENEVA 349	GENVFLMARS0	5RSM	in servc	19.0	407
LAKE MARY 942F	LKMRFLABRS0	RLU	in servc	20.1	407
LAKE MARY 333 444	LKMRFLMADS0	D100	in servc	20.0	407

PAGE 2

D and F Chart  
Supplemental Report NMX'S

rundate: 01/17/92  
source: LSDF  
program: NXXLIST

Building	Entity	eqpt	cut	ch#	NPA
MELBOURNE	MLBRFLMADSO	5ES	in servc	21.0	407
676 722 723 724	725 727 728 729	768 951	952 984		
NEW SMYRNA BCH	NSBHFLMADSO	DGTL	08/21/94	22.2	904
423F 424F 426F	427F 428F				
NEW SMYRNA BCH	NSBHFLMA42E	1AES	in servc	22.1	904
423 424 426 427	428				
OAK HILL	OKHLFLMARSO	RSC	in servc	23.0	904
345					
ORLD-AZALEA PARK	ORLDFLAPDSO	5ES	in servc	24.2	407
380 381 382 384	386F 823				
ORLD-AZALEA PARK	ORLDFLAP27E	1AES	in servc	24.1	407
249 273 275 277	261 282 858				
ORLD-COLONIAL	ORLDFLCLDSO	5ES	09/26/92	26.2	407
222F 228F 247F	256F 376F 579F	875F 894F	895F 898F	897F 898F	
ORLD-COLONIAL	ORLDFLCL89A	1AES	in servc	26.1	407
222S 228 247S	256S 376 579S 675	894 895 896 897 898			
ORLD-MAGNOLIA	ORLDFLMADS1	D100	in servc	27.2	407
246 325S 372S	428A 441S 648 649	651S 836 839 872	899S		
ORLD-MAONOLIA	ORLDFLMAK03	RILU	in servc	27.6	407
NXXF					
ORLD-MAGNOLIA	ORLDFLMA42E	1AES	in servc	27.1	407
236 237 244 420	422 423 424S 425 440S	821S 841 843 849			
ORLD-PINECASTLE	ORLDFLPCDSO	5ES	in servc	28.2	407
240 438 825 826	850 851 855 856 857 858 859				
ORLD-PINEHILLS	ORLDFLPHDSO	5ES	in servc	29.2	407
290 291 292 293	294 295 296 297	298 299 578			
ORLD-SAND LAKE	ORLDFLSADSO	D0TL	08/22/93	30.2	407
345F 351F 352F	354F 356F 363F				
ORLD-SAND LAKE	ORLDFLSA35E	1AES	in servc	30.1	407
345 351 352 354	356 363				
OVIEDO	OVIDFLCADSO	5ES	in servc	32.2	407
365 366					
PALM COAST	PLCSFLMADSO	D100	in servc	33.0	904
445 446					
PIERSON	PRSNFLFDRSO	RSC	in servc	34.0	904
749					
SANFORD-O-WS	SNFRFLMADSO	5ES	in servc	35.0	407
321 322 323 324	327 328 330				
SANFORD-O-WS	SNFRFLMADS1	EWSO	in servc	35.1	407
NXXF					
TITUSVILLE	TYVLFLMADSO	5ES	in servc	36.0	407
264 267 268 269	383				



NOTES:  
3293 SECOND RSC REQUIRED

REASON FOR REISSUE:  
3264 BNNLMA-111 CHERRY STREET

DATE OF ISSUE: 01/17/92  
EXCHANGE: BUNNELL  
DATABASE: LIVE  
EQ TYPE: RSC  
NXX: 437

BUILDING: BNNFLMA STATE: FL  
LATA: DYBH/456  
COMPANY: SBEL AREA: CEFL  
DIVISION: SWDY OISTRCT. DAYT  
EXHAUST: \*\*/\*\*/\*\*  
CONTACT: FDJAMAL  
NUMBER SADAVIS  
EQ ENGINEER HTGLOVER

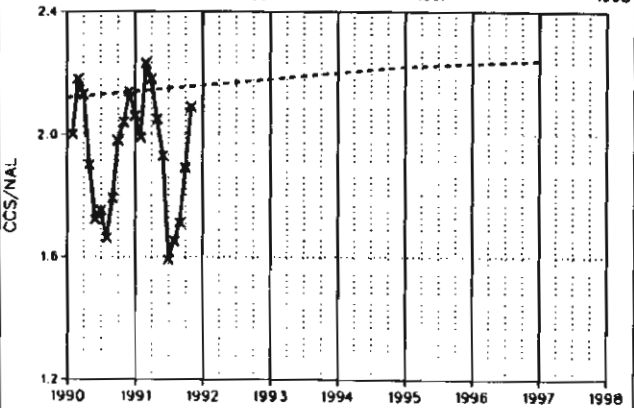
E. A. DATE 12/05/87  
DIR CLOSE 11/05/91  
DIR DELIVER 01/28/92  
NAL FCST 01/31/91  
CCS FCST 08/15/91  
ENTITY CUT 10/31/87  
ENTITY TERM 12/31/99  
LATEST NAL 3861  
SWITCH HOST PLCSFLMADSO  
ENTITY: CHART:

BNNFLMARSO 1.0

YEAR	1990	1991	1992	1993	1994	1995	1996	1997	1998
NAL	3331 (A)	3556 (A)	3861 (A)	4193 (F)	4470 (F)	4763 (F)	5079 (F)	5438 (F)	5891 (F)
LINES	3331	3556	3861	4193	4470	4763	5079	5438	5891
CCS/NAL	2.12	2.14	2.16	2.18	2.20	2.22	2.23	2.24	
CCS STATUS	A	A							
NAL/LN RATIO	1.00000	1.00000	1.00000	1.00000	1.00000	1.00000	1.00000	1.00000	1.00000

SVC	1990	1991	1992	JOBNUM	RDYSD	REQSD	SHIP
DTS				P3A3188	02/04/90	02/04/90	01/05/90
				P3A7392	09/05/93	09/05/93	06/25/93
				P3B2716	07/09/95	07/09/95	04/29/95
IML				BNNLENO	03/02/97	03/02/97	**/**/**
%IFFM							



REPORT: PARTB  
 PAGE: 1 OF 1  
 BUILDING: BUNNELL  
 ENT CUT: 10/31/87

ENTITY: 8NNLFLMARSO  
 ENT TERM: 12/31/99

LSOF SYSTEM  
 GRAPHIC PART B VERSION 1.00  
 DATABASE: LIVE

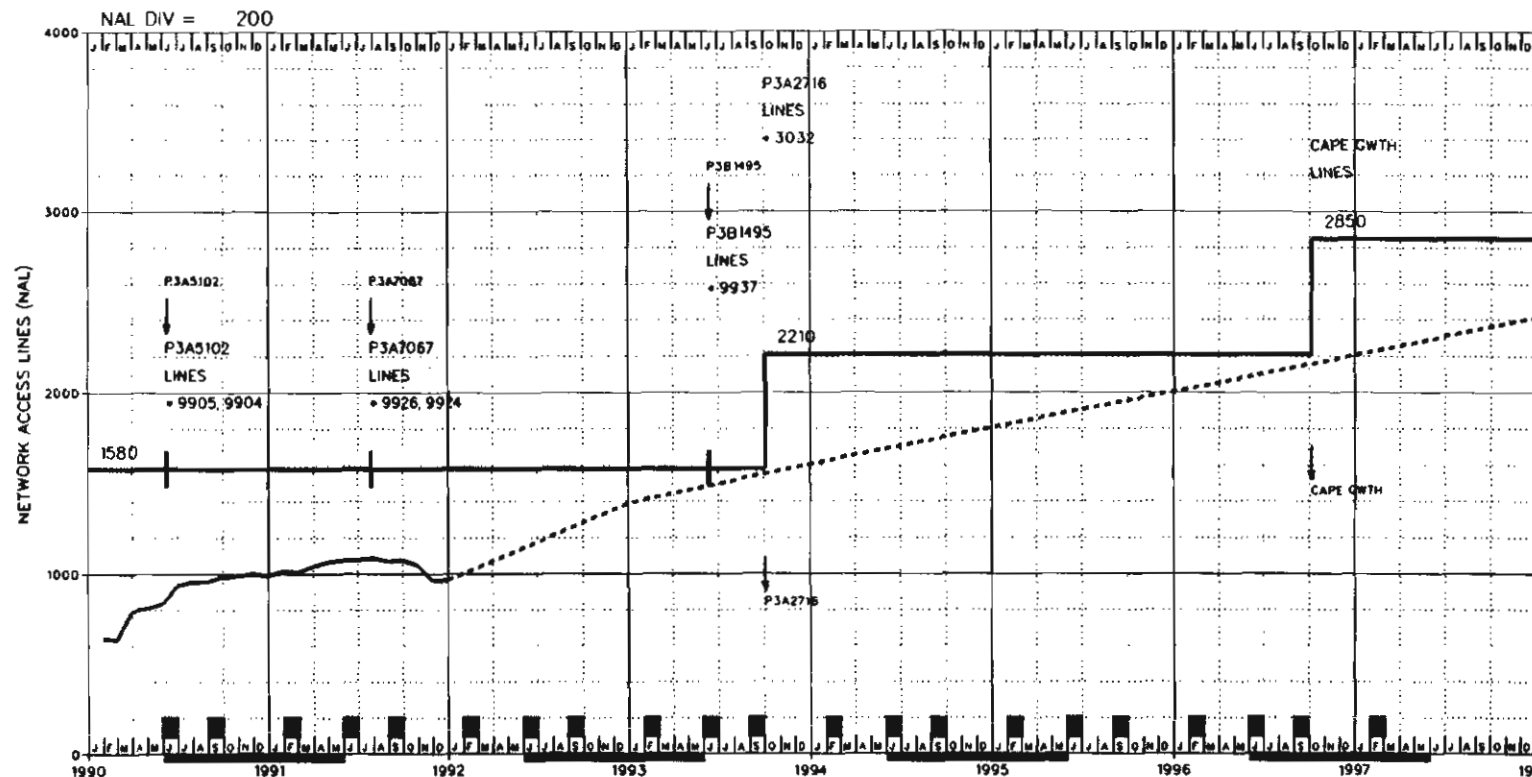
DATE: 01/17/92  
 TIME: 20:39:02  
 CHART NO.: 1.0  
 EQ TYPE: RSC

JOB/ROJ/AT	P3A3188	P3A7392	P3B2716	BNNLENO
EVENT-NUM	EVT1	EVT1	EVT1	EVT1
EVENT-DATE	02/04/90	09/05/93	07/09/95	03/02/97
RDYSD/TDATE	02/04/90	09/05/93	07/09/95	03/02/97
REQSO	02/04/90	09/05/93	07/09/95	03/02/97
CAP EXH.	##/##/##	##/##/##	##/##/##	##/##/##
SHIP DATE	01/05/90	06/25/93	04/29/95	##/##/##
JOB DESC.	GA	GA	GA	GA
NAL TRANS				
TRANS ENT				
LSE1	NTW	NTW	NTW	NTW
NAL CAP SE	-800 6300	700 7000	700 7700	7700
TC	-800 6300	700 7000	700 7700	7700
LNS	970 4410	550 4960	540 5500	5500
NDS	-100 8400	550 8400	540 8400	8400
ML	970 4410	550 4960	540 5500	5500
CNTRX CAP		0	0	0
INST. NOS	10000	10000	10000	10000
UAY ASSGN	88 88	88	88	88
%FNOS	85.00	85.00	85.00	85.00
INST. LNS	1280 5120	640 5760	640 6400	6400
UAY ASSGN	19 77	9 86	10 96	96
%TOTAL FILL	87.50	87.50	87.50	87.50
LNCAP IN LNS	970 4410	550 4960	540 5500	5500
SIZING DATE	07/24/89	02/19/91	02/21/90	
NOD DUE	03/11/89	12/26/92		
TELCO DUE	09/01/89	04/02/93		
TURNOVER	02/02/90	09/03/93		
GENERIC SVC				
GENERIC	BC5-29	BC5-36	8CS-36	
CONC RATIO	2	2	2	2
ENG LSF				
ENG CCS/NAL	2.20	2.23	2.24	2.24
DESIGN BS				
MRAJ	43.01	22.08	19.78	0.00
PROCESSOR		0	0	0
CAP TRUNK	0	0	0	0
OCTL TK UNIT	0	0	0	0
LLN/LT/SM/NH	0	0	0	0
LSR/LTS/##				
LSH/##/L32	0	0	0	0
TSC/##/TSS/NP	0	0	0	0
TLN/##/L64	20 80	10 90	10 100	
TOT FRS/SHL	1	4	1	0
REUSE FR/SHL	0	0	0	0
GROSS ADDNS	163	88	360	0
EXT JOB DESC	GA	GA	GA	
%CTDIP	9.50	9.50	9.50	

JOB CAT. A

A

A



NOTES:  
 3032 TIMING BASED ON HOST  
 9904 CCS7 TRUNK SIGNALING  
 9905 TOUCHSTAR PHASE I  
 9924 TOUCHSTAR PHASE II  
 9926 CCS ACCESS CAPABILITY  
 9937 CARRIER IDENT. CODE  
 (CIC) EXPAN. (FG B)  
 3004 NPA 407 EFFECTIVE  
 04/16/88

REASON FOR REISSUE:

DATE OF ISSUE: 01/17/92  
 EXCHANGE: COCOA BEACH  
 DATABASE: LIVE  
 EQ TYPE: 5RSM  
 NXX:  
 730

BUILDING: CCBHFLAF STATE: FL  
 LATA: ORLD/458  
 COMPANY: SBEL AREA: CEFL  
 DIVISION: SWDY DISTRICT: DAYT  
 EXHAUST: \*\*/\*\*/  
 CONTACT: EAGONZALEZ  
 NUMBER TTTATUM  
 EQ ENGINEER MSKOCHAN

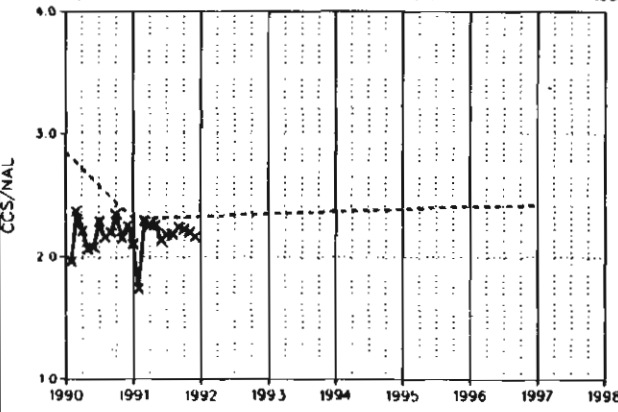
E. A. DATE 07/18/87  
 DIR CLOSE 01/30/92  
 DIR DELIVER 04/10/92  
 NAL FCST 06/15/91  
 CCS FCST 08/15/91  
 ENTITY CUT 07/18/87  
 ENTITY TERM 01/01/08  
 LATEST NAL 96/  
 SWITCH HOST CCBHFLMADSO  
 ENTITY: CHART:

CCBHFLAFRSO 2.0

YEAR	1990	1991	1992	1993	1994	1995	1996	1997	1998
NAL	752 (A)	990 (A)	965 (A)	1390 (F)	1605 (F)	1805 (F)	2005 (F)	2205 (F)	2415 (F)
LINES	752	990	965	1390	1605	1805	2005	2205	2415
CCS/NAL	2.85	2.31	2.33	2.35	2.37	2.39	2.41	2.42	
CCS STATUS	A	A							

NAL/LN RATIO	1.00000	1.00000	1.00000	1.00000	1.00000	1.00000	1.00000	1.00000	1.00000
--------------	---------	---------	---------	---------	---------	---------	---------	---------	---------

SVC.	1990	1991	1992	JOBNUM	RDYSD	REQSD	SHIP
DTS				P3A5102	06/10/90	06/10/90	02/03/90
				P3A7067	07/28/91	07/28/91	04/13/91
				P3B1495	06/13/93	06/13/93	01/23/93
				P3A2716	10/03/93	10/03/93	06/26/93
				CAPE CWTH	10/06/96	10/06/96	06/29/96
				CAPE END	10/08/98	10/08/98	**/**/**
%IFFM							



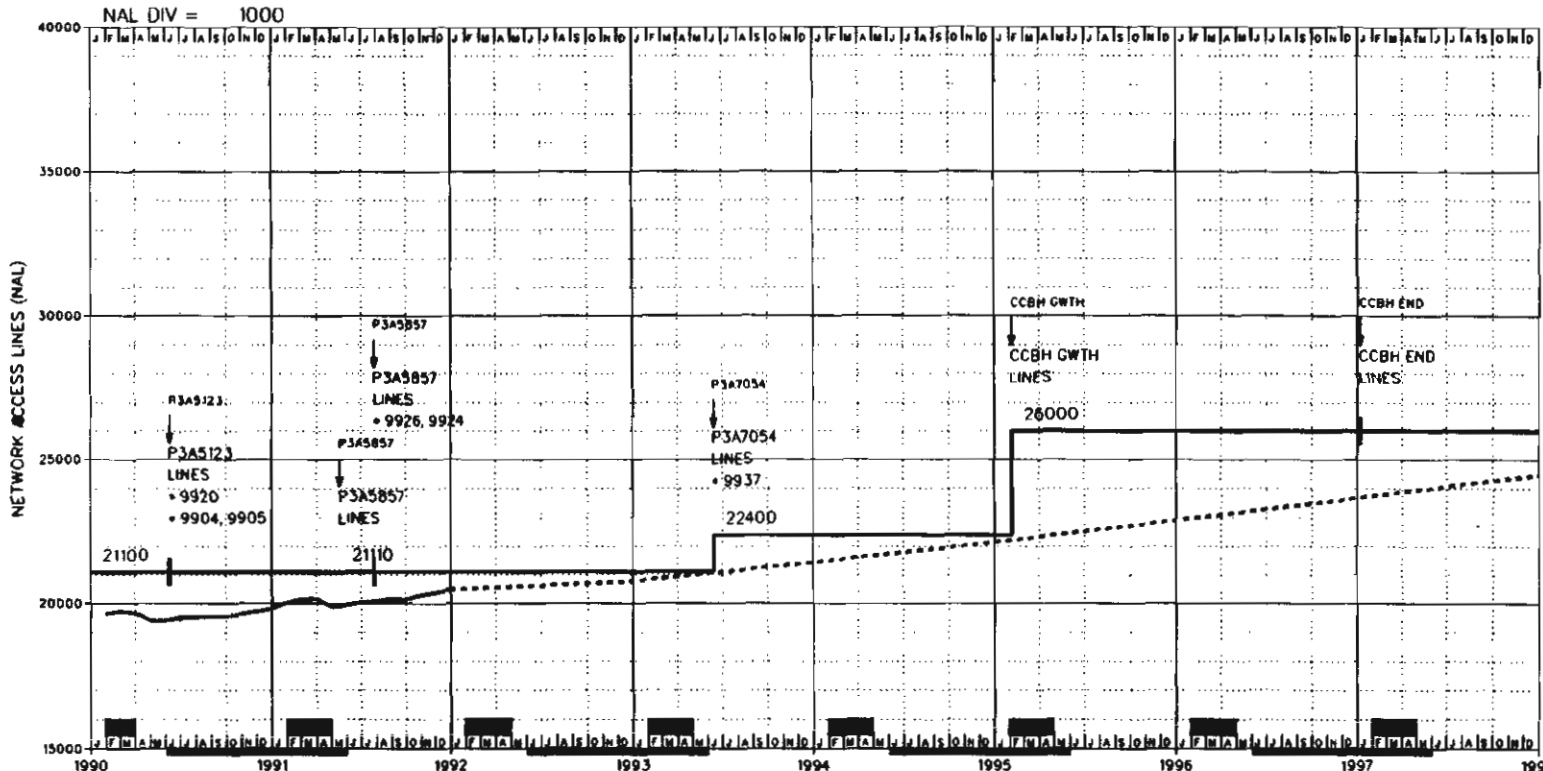
REPORT: PART8  
 PAGE: 1 OF 1  
 BUILDING: CAPE CANAVERAL  
 ENT CUT: 07/18/87

ENTITY: CC8HFLAFRSO  
 ENT TERM: 01/01/08

LSOF SYSTEM  
 GRAPHIC PART 8 VERSION 1.00  
 DATABASE: LIVE

DATE: 01/17/92  
 TIME: 20:39:02  
 CHART NO.: 2.0  
 EQ TYPE: SRSM

JOB/ROJ/AT	P3A5102	P3A7067	P381495	P3A2716	CAPE GWH	CAPE END
EVENT-UM	EVT1	EVT1	EVT1	EVT1	EVT1	EVT1
EVENT-OATE	06/10/90	07/28/91	06/13/93	10/03/93	10/06/96	10/08/98
ROYSO/TOATE	06/10/90	07/28/91	06/13/93	10/03/93	10/06/96	10/08/98
REQSO	06/10/90	07/28/91	06/13/93	10/03/93	10/06/96	10/08/98
CAP EXH.	##/##/##	##/##/##	##/##/##	##/##/##	##/##/##	##/##/##
SHIP DATE	02/03/90	04/13/91	01/23/93	06/26/93	06/29/96	##/##/##
JOB DESC.	GEN	GEN	GEN	GA	GA	ENO JOB
NAL TRANS						
TRANS ENT						
LSEI	NTW	NTW	NTW	NTW	NTW	NTW
NAL CAP SE	-2000 2870	2870	2870	430 3300	1500 4800	4800
TC	-2000 2870	2870	2870	430 3300	1500 4800	4800
LNS	1580	1580	1580	630 2210	640 2850	2850
NOS	8500	8500	8500	8500	8500	8500
ML	1580	1580	1580	630 2210	640 2850	2850
CNTRX CAP	0	0	0	0	0	0
INST. NOS	10000	10000	10000	10000	10000	10000
UAV ASSGN	0	0	0	0	0	0
%FNOS	85.00	85.00	85.00	85.00	85.00	85.00
INST. LNS	1920	1920	1920	768 2688	768 3456	3456
UAV ASSGN	29	29	29	11 40	12 52	52
%TOTAL FILL	83.60	83.60	83.60	83.60	83.60	83.60
LNCAP IN LNS	1580	1580	1580	630 2210	640 2850	2850
SIZING OATE	08/22/89	08/22/89	09/03/91	08/21/91	08/21/91	
NOD DUE	04/22/89	07/23/90	05/23/91	10/17/92	09/02/95	
TELCO DUE	08/05/89	12/06/90	08/01/92	12/26/92	12/30/95	
TURNOVER	06/10/90	07/28/91	06/13/93	10/03/93	10/06/96	
GENERIC SVC			04/30/93			
GENERIC	SE5	SE6	SE8	SE8	SE8	SE8
CONC RATIO	6:1	6:1	6:1	6:1	6:1	6:1
ENG LSF						
ENG CCS/NAL	1.92	2.87	2.34	2.41	2.43	2.45
DESIGN 85						
MRAJ	0.00	0.00	0.00	36.11	24.05	0.00
PROCESSOR	5800	5800	5800	4200 10000	10000	10000
CAP TRUNK	0	0	0	0	0	0
OCTL TK UNIT	0	0	0	0	0	0
LLN/LI/SM/NM	1	1	1	1	1 2	2
L5R/LTS/##						
L5H/##/L32	0	0	0	0	0	0
T5C/##/T55/NP	8	8	8	8	2 10	10
TLN/##/L64	0	0	0	0		
TOT FRG/SHL	0	0	0	0	3	0
REUSE FR/SHL	0	0	0	0	0	0
GROSS ROOMS	10	10	24	90	120	0
EXT JOB DESC	T-STAR	T-STAR	T-STAR	T-STAR	T-STAR	T-STAR
%CTOIP	10.40	10.40	10.40	10.40	10.40	10.40
JOB CAT.	G	G	G	A	A	



NOTES:  
 9904 CCS7 TRUNK SIGNALING  
 9905 TOUCHSTAR PHASE I  
 9920 SSP/800 LOCATION  
 9924 TOUCHSTAR PHASE II  
 9926 CCS ACCESS CAPABILITY  
 9937 CARRIER IDENT. CODE (CIC) EXPAN. (FG B)  
 3004 NPA 407 EFFECTIVE 04/16/88  
 3571 CCBH CCS DATA STARTING 1988

REASON FOR REISSUE:  
 3039 CCBHMA-450 W CCBH CAUSEWAY

DATE OF ISSUE: 01/17/92  
 EXCHANGE: COCOA BEACH  
 DATABASE: LIVE  
 EQ TYPE: 5ES  
 NXX: 494 783 784 799 853 868

BUILDING: CCBHFLMSTATE: FL  
 LATA: ORLD/458  
 COMPANY: SBEL AREA: CEFL  
 DIVISION: SWDY DISTRICT: DAYT  
 EXHAUST: \*\*/\*\*/\*\*  
 CONTACT: EAGONZALEZ  
 NUMBER: TTTATUM  
 EQ ENGINEER: MSKOCHAN

E. A. DATE: 02/06/88  
 DIR CLOSE: 01/30/92  
 DIR DELIVER: 04/10/92  
 NAL FCST: 06/15/91  
 CCS FCST: 08/15/91  
 ENTITY CUT: 02/06/88  
 ENTITY TERM: 01/01/08  
 LATEST NAL: 20376  
 SWITCH HOST

ENTITY: CHART:  
 CCBHFLMADSO 3.0

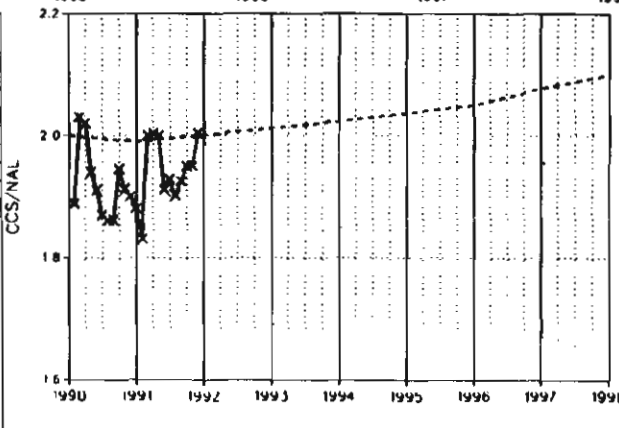
YEAR	1990	1991	1992	1993	1994	1995	1996	1997	1998
NAL	19311 (A)	19806 (A)	20483 (A)	20769 (F)	21434 (F)	22144 (F)	22909 (F)	23689 (F)	24484 (F)
LINES	19311	19806	20483	20769	21434	22144	22909	23689	24484
CCS/NAL	2.00	1.99	2.00	2.01	2.02	2.04	2.05	2.08	2.10
CCS STATUS	A	A							

NAL/LN RATIO	1.00000	1.00000	1.00000	1.00000	1.00000	1.00000	1.00000	1.00000	1.00000
SVC	1990	1991	1992						
DTS									
IML		0.00							
%IFM									

JOBNUM	RDYSD	REQSD	SHIP
P3A5123	06/10/90	06/10/90	02/03/90
P3A5857	05/18/91	05/18/91	03/23/91
P3A5857	07/28/91	07/28/91	03/23/91
P3A7054	06/13/93	06/13/93	01/23/93
CCBH GWTH	02/05/95	02/05/95	10/08/94
CCBH END	01/07/97	01/07/97	**/**/**





REPORT: PARTB  
 PAGE: 1 OF 1  
 BUILDING: COCOR BEACH  
 ENT CUT: 02/06/88

ENTITY: CCBHFLMAOSO  
 ENT TERM: 01/01/08

LSOF SYSTEM  
 GRAPHIC PART B VERSION 1.00  
 DATABASE: LIVE

DATE: 01/17/92  
 TIME: 20:39:02  
 CHART NO.: 3.0  
 EQ TYPE: SES

JOB/AOJ/AT	P3A5123	P3A5857	P3A5857	P3A7054	CCBH GWTH	CCBH END
EVENT-NUM	EVT1	EVT1	EVT2	EVT1	EVT1	EVT1
EVENT-DATE	06/10/90	05/19/91	07/28/91	06/13/93	02/05/95	01/07/97
ROYSD/TORATE	06/10/90	07/28/91	07/28/91	06/13/93	02/05/95	01/07/97
REQSO	06/10/90	05/19/91	07/28/91	06/13/93	02/05/95	01/07/97
CAP EXH.	##/##/##	##/##/##	##/##/##	##/##/##	##/##/##	##/##/##
SHIP DATE	02/03/90	03/23/91	03/23/91	01/23/93	10/08/94	##/##/##
JOB OESC.	GEN	GA	GEN	GA.GEN	GA	##/##/##
NAL TRANS						ENO JOB
TRANS ENT						
LSEI	NTW	NTW	NTW	NTW		
NAL CAP SE	-500 38810	2890 41700	41700	1000 42700	4300 47000	47000
TC	-500 38810	2890 41700	41700	1000 42700	4300 47000	47000
LNS	21100	10 21110	21110	1290 22400	3600 26000	26000
NOS	31700	10 31700	31700	1290 31700	8500 40200	40200
ML	21100	10 21110	21110	1290 22400	3600 26000	26000
CNTRX CAP		15300 22700	22700			22700
INST. NOS	60000	60000	60000	60000	10000 70000	70000
URV ASSGN	22700	22700	22700	22700	22700	22700
ZFNOS	85.00	85.00	85.00	85.00	85.00	85.00
INST. LNS	25280	576 25856	25856	2880 28736	5184 33920	33920
URV ASSGN	449	449	449	449	449	449
ZTOTAL FILL	84.81	82.92	82.92	79.10	77.76	77.76
LNCAP IN LNS	21100	10 21110	21110	1290 22400	3600 26000	26000
SIZING DATE	11/04/88	06/18/90	09/05/90	09/26/91	09/05/91	
MOD DUE	04/22/89	06/02/90	06/02/90	04/04/92	12/11/93	
TELCO DUE	08/05/89	10/08/90	10/08/90	08/01/92	04/09/94	
TURNOVER	06/10/90	05/19/91	07/28/91	06/13/93	02/05/95	
GENERIC SVC				04/30/93		
GENERIC	SE5	SE5	SE6	SE8	SE8	SE8
CONC RATIO	8:1	8:1	8:1	8:1	8:1	8:1
ENG LSF						
ENG CCS/NAL	2.08	2.11	2.11	2.11	2.13	2.13
DESIGN BS						
MRAJ	0.00	24.84	0.00	19.78	23.06	0.00
PROCESSOR	200 129200	100 129300	129300	200 129500	18100 147600	147600
CAP TRUNK	112	8 120	120	8 128	8 136	136
OGTL TK UNIT 0		1	0	1	2	0
LLN/LT/SH/NM 1	14	14	14	1 15	2 17	0 17
LSR/LTS/##						
LSH/##/L32	0					
TSC/##/T55/NP	104	6 110	110	8 118	12 130	130
TLN/##/L64	0				0	0
TOT FR5/SHL 1		0	0	3	3	0
REUSE FR/SHL 0		0	0	0	0	0
GROSS ADOONS 520		304	0	879	385	0
EXT JOB OESC T-STAR/SS7/S		ADY/HOW	GENERIC/T-ST	GENERIC		
ZCTOIP	10.40	10.40	10.40	10.40	10.40	10.40

JOB CAT. G

A

G

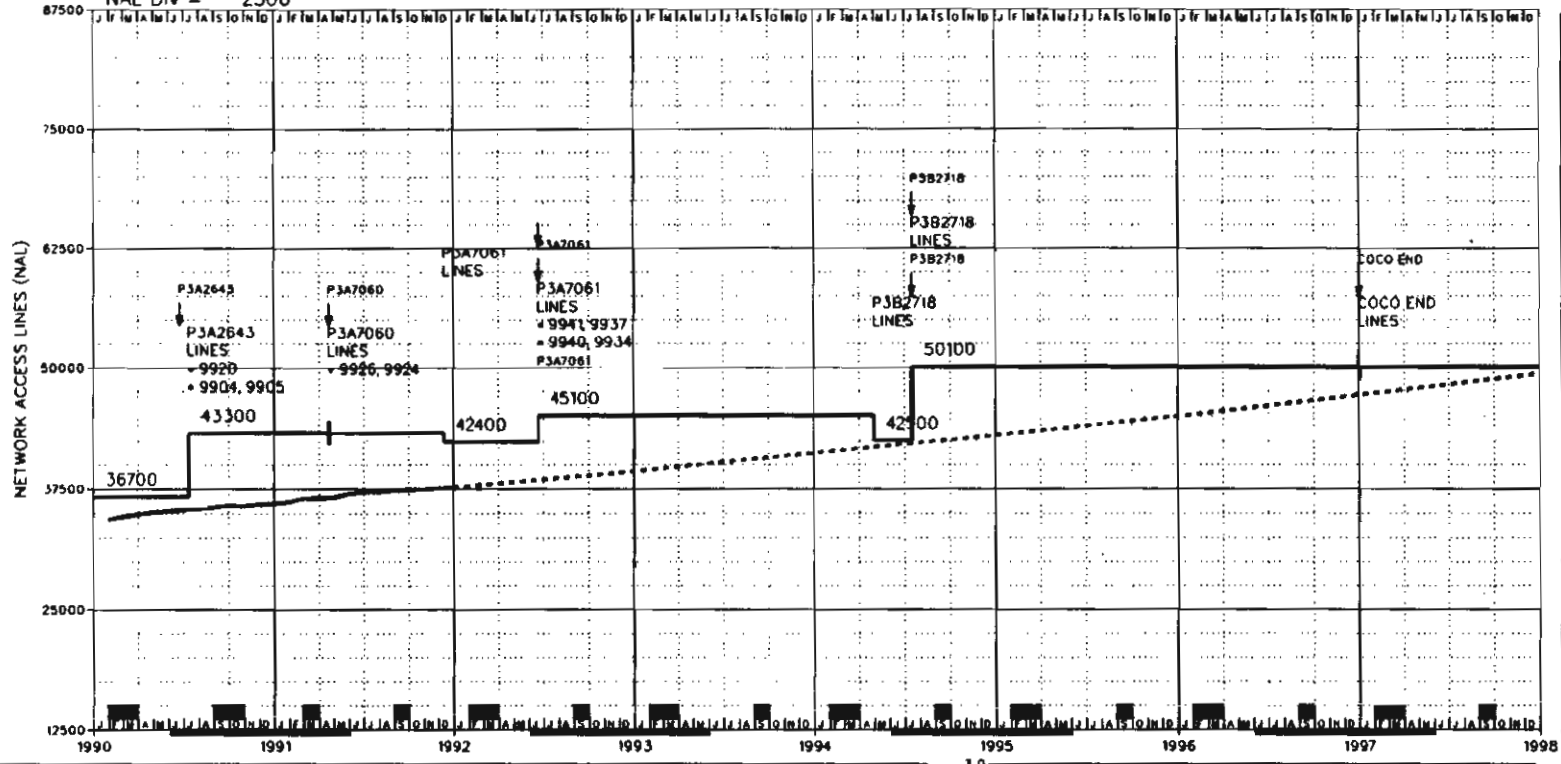
A

A





NAL DIV = 2500



NOTES:  
 9904 CCS7 TRUNK SIGNALING  
 9905 TOUCHSTAR PHASE I  
 9920 SSP/800 LOCATION  
 9924 TOUCHSTAR PHASE II  
 9926 CCS ACCESS CAPABILITY  
 9934 ADVANCED INTELLIGENT  
 NTWK (AIN) - REL. 0  
 9937 CARRIER IDENT. CODE  
 (CIC) EXPAN. (FC B)  
 9940 CALL FWD-DONT-ANSWER  
 AFTER CALL WAITING  
 9941 CALLING NAME DELIVERY  
 3571 TCBH CCS DATA STARTING  
 1988

REASON FOR REISSUE:  
 3019 COCOMA-712 FLORIDA AVE

DATE OF ISSUE: 01/17/92  
 EXCHANGE: COCOA  
 DATABASE: LIVE  
 EQ TYPE: 5ES  
 NXX:  
 258 5435 631 632 633 636  
 639 690

BUILDING: COCOFI MASTATE: FL  
 LATA: ORLD/458  
 COMPANY: SBEL AREA: CEFL  
 DIVISION: SWDY DISTRICT: DAYT  
 EXHAUST: \*\*/\*\*/\*\*  
 CONTACT: JMGRAHAM  
 NUMBER: HBTOWER  
 EQ ENGINEER: JBSTANLEY

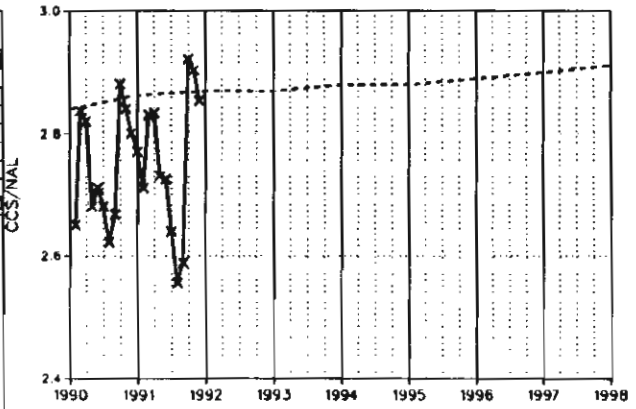
E. A. DATE: 06/23/86  
 DIR CLOSE: 01/30/92  
 DIR DELIVER: 04/10/92  
 NAL FCST: 06/15/91  
 CCS FCST: 08/15/91  
 ENTITY CUT: 06/14/86  
 ENTITY TERM: 01/01/07  
 LATEST NAL: 37579  
 SWITCH HOST

ENTITY: CHART:  
 COCOFLMADSO 4.0

YEAR	1990	1991	1992	1993	1994	1995	1996	1997	1998
NAL	34208 (A)	36009 (A)	37635 (A)	39300 (F)	41190 (F)	43045 (F)	45015 (F)	47210 (F)	49435 (F)
LINES	34208	36009	37635	39300	41190	43045	45015	47210	49435
CCS/NAL	2.84	2.86	2.87	2.87	2.88	2.88	2.89	2.90	2.91
CCS STATUS	A	A							
NAL/LN RATIO	1.00000	1.00000	1.00000	1.00000	1.00000	1.00000	1.00000	1.00000	1.00000
SVC	1990	1991	1992						
DTS									
IML		0.00							
%IFFM									

JOBNUM	RDYSD	REQSD	SHIP
P3A2643	07/12/90	06/24/90	04/28/90
P3A7060	04/21/91	04/21/91	01/05/91
P3A7061	12/15/91	06/21/92	04/18/92
P3A7061	06/21/92	06/21/92	04/18/92
P3B2718	05/01/94	07/17/94	04/09/94
P3B2718	07/17/94	07/17/94	04/09/94
COCO END	01/01/97	01/01/97	**/**/**



REPORT: PARTB  
 PAGE: 1 OF 2  
 BUILDING: COCOR-MAIN  
 ENT CUT: 06/14/86

ENTITY: COCOFLMAOSO  
 ENT TERM: 01/01/07

LSOF SYSTEM  
 GRAPHIC PART B VERSION 1.00  
 DATABASE: LIVE

DATE: 01/17/92  
 TIME: 20:39:02  
 CHART NO.: 4.0  
 EQ TYPE: SES

JOB/ADJ/AT	P3A2643	P3A7060	P3A7061	P3A7061	P3B2718	P3B2718
EVENT-NUM	EVT1	EVT1	EVT1	EVT2	EVT1	EVT2
EVENT-DATE	07/12/90	04/21/91	12/13/91	06/21/92	05/01/94	07/17/94
ROYSO/TOATE	07/12/90	04/21/91	06/21/92	06/21/92	07/17/94	07/17/94
REOSO	06/24/90	04/21/91	06/21/92	06/21/92	07/17/94	07/17/94
CAP EXH.	###/###/###	###/###/###	###/###/###	###/###/###	###/###/###	###/###/###
SHIP DATE	04/28/90	01/05/91	04/18/92	04/18/92	04/09/94	04/09/94
JOB DESC.	GA	GEN	O1SP	GA	O1SP	GA
NAL TRANS						
TRANS ENT						
LSE1	NTW	NTW				
NAL CAP SE	15100 62700	62700	-1200 61500	4300 65800	-4200 61600	16000 77600
TC	15100 62700	62700	-1200 61500	4300 65800	-4200 61600	16000 77600
LNS	6600 43300	43300	-900 42400	2700 45100	-2600 42500	7600 50100
NOS		49400	8500 57900			8500 66400
HL	6600 43300	43300	-900 42400	2700 45100	-2600 42500	7600 50100
CNTRX CAP	100 2600	2600		100 2700		
INST. NOS		80000	10000 90000			10000 100000
UAV ASSGN		21938				21938
ZFNOS	85.00	85.00	85.00	85.00	85.00	85.00
INST. LNS	6848 54272	54272	-1024 53248	5184 58432	-3072 55360	10368 65728
UAV ASSGN	77 1134	1134	-16 1118		-46 1072	
ZTOTAL FILL	81.51	81.51	81.40	78.75	78.28	77.49
LNCAP IN LNS	6600 43300	43300	-900 42400	2700 45100	-2600 42500	7600 50100
SIZING DATE	08/22/89	03/01/90	12/10/91	09/03/91	09/03/91	09/03/91
MOO DUE	07/22/89	06/02/90	06/29/91	06/29/91	06/12/93	06/12/93
TELCO DUE	11/04/89	08/09/90	11/23/91	11/23/91	10/09/93	10/09/93
TURNOVER	09/02/90	04/21/91	08/30/92	08/30/92	07/17/94	07/17/94
GENERIC SVC	09/02/90		08/30/92	08/30/92		
GENERIC	SE5	SE6	SE6	SE7	SE7	SE9
CONC RATIO	8:1	8:1	8:1	8:1	8:1	8:1
ENG LSF						
ENG CCS/NAL	2.85	2.85				
DESIGN 8S						
MRAJ	23.33	0.00	6.28	24.84	32.07	24.15
PROCESSOR	-28800 89600	89600		23400 113000	19500 132500	
CAP TRUNK	16 168	168		20 188		24 212
OGTL TK UNIT	3	0	0	2	0	3
LLN/LT/SM/NM	3	23	23	2	25	3
LSR/LTS/=/#	0	0	0	0	0	0
LSH/=/#/L32	0	0	0	0	0	0
TSC/=/TSS/NP	23 182	182	-2 180	17 197	-8 189	35 224
TLN/=/#/L64	0	0	0	0	0	0
TOT FRS/SHL	10	0	0	6	0	6
REUSE FR/SHL	0	0	0	0	0	0
GROSS RODNS	1476	175	0	641	0	800
EXT JOB DESC	T#557	T-START11/NTW	LU REMOVAL	GROWTH	LU REMOVAL	
ZCTDIP	6.90	6.90	6.90	6.90	6.90	6.90

JOB CAT. A

G

D

A

D

A

REPORT: PARTB  
PAGE: 2 OF 2  
BUILDING: COCOA-MAIN  
ENT CUT: 06/14/86

ENTITY: COCOFLMROSO  
ENT TERM: 01/01/07

LSDP SYSTEM  
GRAPHIC PART B VERSION 1.00  
DATABASE: LIVE

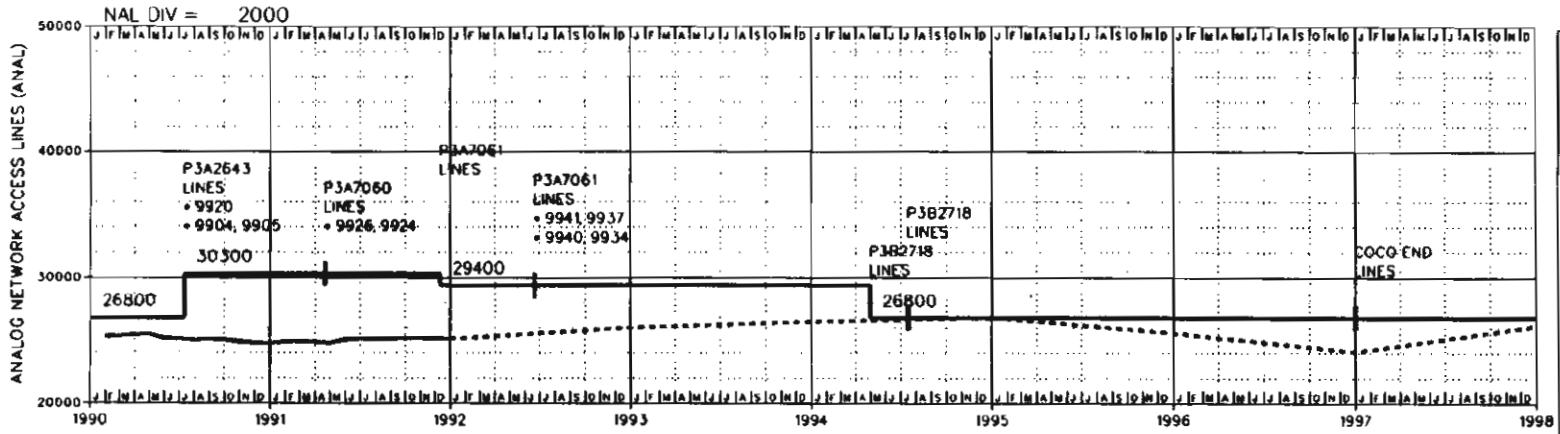
DATE: 01/17/92  
TIME: 20:39:02  
CHART NO.: 4.0  
EQ TYPE: SES

JOB/ADJ/AT COCO ENO  
EVENT-NUM EVT1  
EVENT-DATE 01/01/97  
RDYSO/TOATE 01/01/97  
REQSO 01/01/97

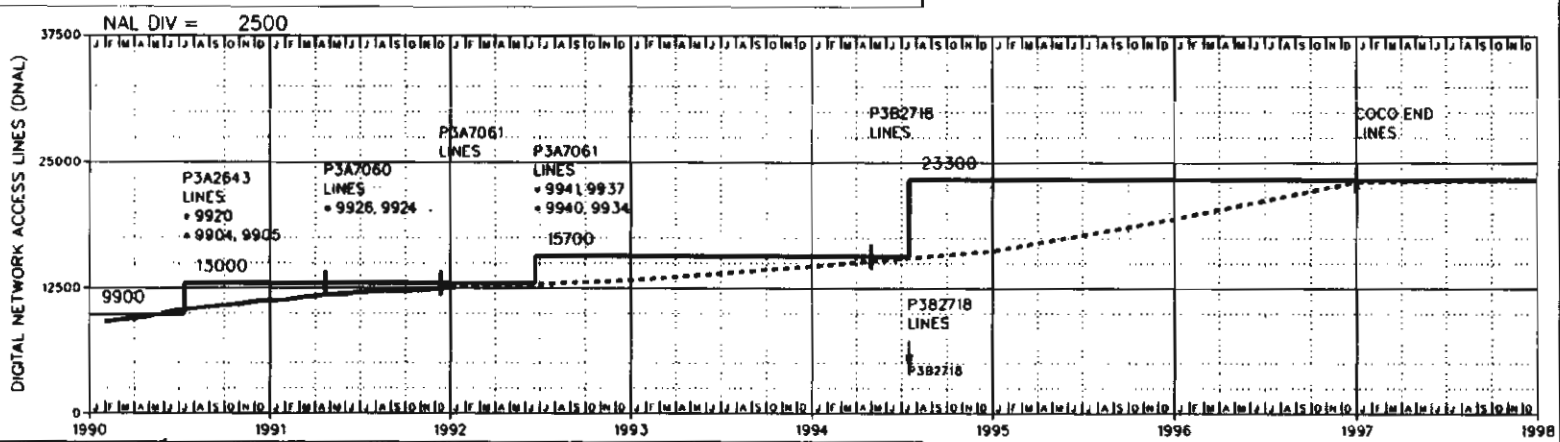
CAP EXH. \*\*/\*\*/\*\*  
SHIP DATE \*\*/\*\*/\*\*  
JOB DESC. ENO JOB  
NAL TRANS  
TRANS ENT

LSE1  
NAL CAP SE 77600  
TC 77600  
LNS 50100  
NOS 66400  
ML 50100  
CNTRX CAP 2700  
INST. NOS 100000  
UAV ASSGN 21936  
%FNOS 85.00  
INST. LNS 65728  
UAV ASSGN 1072  
%TOTAL FILL 77.49  
LNCAP IN LNS 50100  
SIZING OATE  
NOD OUE  
TELCO OUE  
TURNOVER  
GENERIC SVC  
GENERIC SE9  
CONC RATIO 8:i  
ENG LSF  
ENG CCS/NAL  
DESIGN 8S  
MRAJ 0.00  
PROCESSOR 132500  
CAP TRUNK 212  
OGTL TK UNIT 3  
LLN/LI/SH/NM 28  
LSR/LTS/#!/# 0  
LSH/#!/#/L32 0  
TSC/#!/TSS/MP 224  
TLN/#!/#/L64 0  
TOT FR/SHL 0  
REUSE FR/SHL 0  
GROSS ADDNS 0  
EXT JOB DESC  
%CTOIP 6.90

JOB CAT.



YEAR	1990	1991	1992	1993	1994	1995	1996	1997	1998
NAL	25224 (A)	24981 (A)	25109 (A)	26004 (F)	26483 (F)	26813 (F)	25578 (F)	24110 (F)	26135 (F)
ANLG LNS	25224	24981	25109	26004	26483	26813	25578	24110	26135
CCS/NAL	2.86	2.86	2.87	2.87	2.88	2.88	2.89	2.90	2.94
ACCS ACTUAL	A	A							
NAL/LN RATIO	1.00000	1.00000	1.00000	1.00000	1.00000	1.00000	1.00000	1.00000	1.00000



YEAR	1990	1991	1992	1993	1994	1995	1996	1997	1998
NAL	8984 (A)	11028 (A)	12526 (A)	13296 (F)	14707 (F)	16232 (F)	19437 (F)	23100 (F)	23300 (F)
DNAL	8984	11028	12526	13296	14707	16232	19437	23100	23300
DIGI CCS/NAL	2.80	2.87	2.87	2.87	2.88	2.88	2.89	2.90	2.88
DCCS ACTUAL	A	A							
SLC SYS	130	157	174	205	230	252	302	350	402
URBAN SYS	0	0	0	0	0	0	0	0	0
NAL/LN RATIO	1.00000	1.00000	1.00000	1.00000	1.00000	1.00000	1.00000	1.00000	1.00000

- NOTES:
- 9904 CCS7 TRUNK SIGNALING
  - 9905 TOUCHSTAR PHASE I
  - 9920 SSP/800 LOCATION
  - 9924 TOUCHSTAR PHASE II
  - 9926 CCS ACCESS CAPABILITY
  - 9934 ADVANCED INTELLIGENT NTWK (AIN) - REL. 0
  - 9937 CARRIER IDENT. CODE (CIC) EXPAN. (FG B)
  - 9940 CALL FWD-DONT-ANSWER
  - 9941 AFTER CALL WAITING
  - 9941 CALLING NAME DELIVERY
  - 3571 TCBH CCS DATA STARTING 1988

REASON FOR REISSUE:  
3019 COCOMA-712 FLORIDA AVE

DATE OF ISSUE: 01/17/92  
 EXCHANGE: COCOA  
 DATABASE: LIVE  
 EQ TYPE: 5ES  
**ANALOG**  
 BUILDING SWITCH HOST: COCOA-MAIN  
 FCST DATE: 06/15/91  
 LATEST ANAL: 25182  
 CONTACT: JMGRAHAM  
 CONTACT NO.: HBTOWER  
 EQUIP ENGR: JBSTANLEY  
**DIGITAL**  
 DLFCST DATE: 08/12/91  
 LATEST DNAL: 12397  
 LATEST SLC: 174  
 LATEST URBAN: 0  
 LATEST D112: 0

ENTITY: CHART:  
 COCOFLMDSO 4.0





REPORT: PARTB  
PAGE: 2 OF 2  
BUILDING: COCOA-MAIN  
ENT CUT: 06/14/86

ENTITY: COCOFLMADSO  
ENT TERM: 01/01/07

LSOF SYSTEM  
DIGITAL PART B VERSION 1.00  
DATABASE: LIVE

DATE: 01/17/92  
TIME: 20:39:02  
CHART NO.: 4.0  
EQ TYPE: SES

JOB/ADJ/AT COCD END  
EVENT-NUM EVT1  
EVENT-DATE 01/01/97  
RDYSD/TDATE 01/01/97  
REQSD 01/01/97

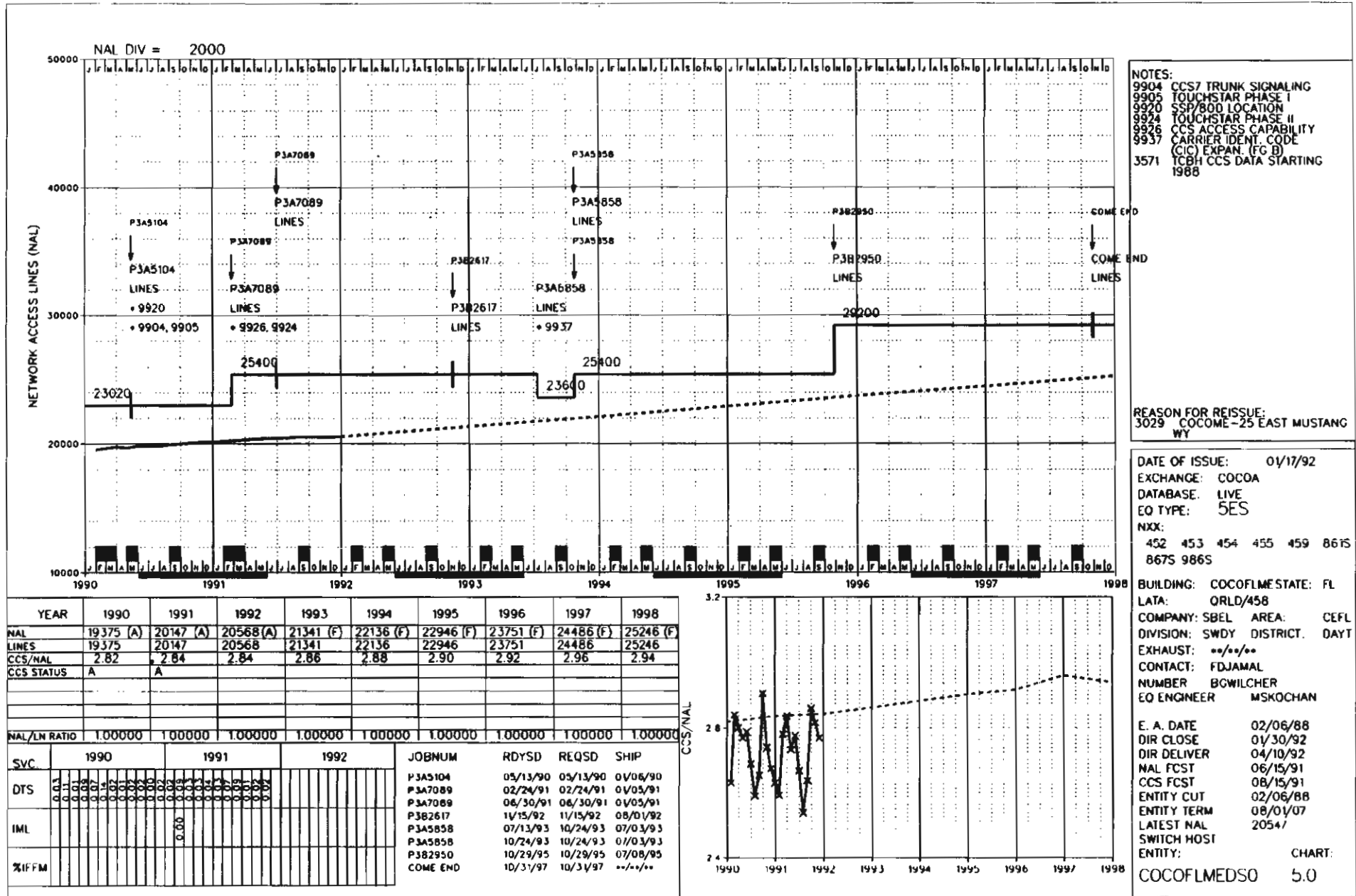
CAP EXH. \*\*/\*\*/\*\*  
SHIP DATE \*\*/\*\*/\*\*  
JOB DESC. END JOB  
TRANS ENT

ANALOG SECTION -----

NAL TRANS		
NAL CAP TC		35200
LNS		26800
ML		26800
LINE UNITS		62
INST. LNS		31744
URV ASSGN		976
%FILL	87.10	
ALNCAP LNS		26800
AENG CCS NAL	2.90	
ANLC DEF LNS		
ISDN CAP TC		
ISDN CAP LNS		
ISDN CAP ML		0
ISDN LN MOD		
ISDN INS LNS		
ISDN URV LNS		
ISDN %FILL		
ISDN ENG CCS		

DIGITAL SECTION -----

NAL TRANS		
NAL CAP TC		42400
LNS		23300
ML		23300
LINE UNITS		59
INST. LNS		33984
URV ASSGN		96
%FILL	68.76	
DLNCAP LNS		23300
DENG CCS NAL	2.90	
CAP SLC SYS		353
ENG SLC MO 1		
ENG SLC MO 2		
DEF SLC SYS		0
CAP URBN SYS		
DEF URBN SYS		
CAP OMS112		
SLC OLU		59
URBAN OLU		



NOTES:  
 9904 CCS7 TRUNK SIGNALING  
 9905 TOUCHSTAR PHASE I  
 9920 SSP/BOD LOCATION  
 9924 TOUCHSTAR PHASE II  
 9926 CCS ACCESS CAPABILITY  
 9937 CARRIER IDENT. CODE (CIC) EXPAN. (FG B)  
 3571 TCBH CCS DATA STARTING 1988

REASON FOR REISSUE:  
 3029 COCOME-25 EAST MUSTANG WY

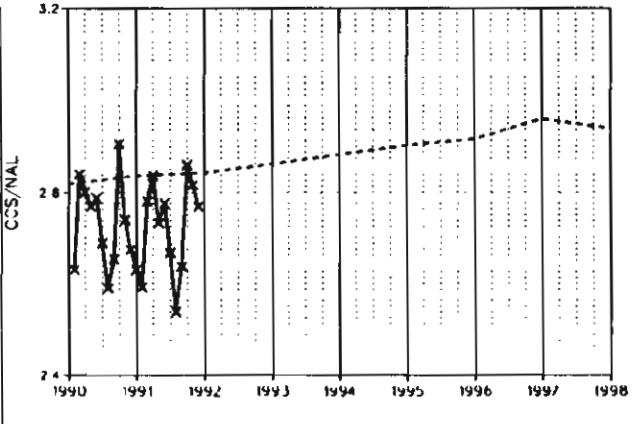
DATE OF ISSUE: 01/17/92  
 EXCHANGE: COCOA  
 DATABASE: LIVE  
 EQ TYPE: SES  
 NXX:  
 452 453 454 455 459 867S  
 867S 986S

BUILDING: COCOFLMESTATE: FL  
 LATA: ORLD/458  
 COMPANY: SBEL AREA: CEFL  
 DIVISION: SWDY DISTRICT: DAYT  
 EXHAUST: \*\*/\*\*/  
 CONTACT: FDJAMAL  
 NUMBER: BGWILCHER  
 EQ ENGINEER: MSKOCHAN

E. A. DATE: 02/06/88  
 DIR CLOSE: 01/30/92  
 DIR DELIVER: 04/10/92  
 NAL FCST: 06/15/91  
 CCS FCST: 08/15/91  
 ENTITY CUT: 02/06/88  
 ENTITY TERM: 08/01/07  
 LATEST NAL: 20547  
 SWITCH HOST:  
 ENTITY:

CHART:  
 COCOFLMEDSO 5.0

YEAR	1990	1991	1992	1993	1994	1995	1996	1997	1998
NAL	19375 (A)	20147 (A)	20568 (A)	21341 (F)	22136 (F)	22946 (F)	23751 (F)	24486 (F)	25246 (F)
LINES	19375	20147	20568	21341	22136	22946	23751	24486	25246
CCS/NAL	2.82	2.84	2.84	2.86	2.88	2.90	2.92	2.96	2.94
CCS STATUS	A	A							
NAL/LN RATIO	1.00000	1.00000	1.00000	1.00000	1.00000	1.00000	1.00000	1.00000	1.00000
SVC	1990		1991		1992				
DTS	0.01	0.01	0.01	0.01	0.01	0.01	0.01	0.01	0.01
IML			0.00						
%IFFM									
JOBNUM	RDYSD	REQSD	SHIP						
P3A5104	05/13/90	05/13/90	01/06/90						
P3A7089	02/24/91	02/24/91	01/05/91						
P3A7089	06/30/91	06/30/91	01/05/91						
P3B2617	11/15/92	11/15/92	08/01/92						
P3A5858	07/13/93	10/24/93	07/03/93						
P3A5858	10/24/93	10/24/93	01/03/93						
P3B2950	10/29/95	10/29/95	07/08/95						
COME END	10/31/97	10/31/97	**/**/**						



REPORT: PART8

PAGE: 1 OF 2

BUILDING: COCOA-MERRITT ISLAND

ENT CUT: 02/06/88

ENDITY: COCOFLMEDSO

ENT TERM: 08/01/07

LSOF SYSTEM

GRAPHIC PART 8 VERSION 1.00

DATABASE: LIVE

DATE: 01/17/92

TIME: 20:39:02

CHART NO.: 5.0

EQ TYPE: SES

JOB/ROJ/AT	P3A5104	P3A7089	P3A7089	P3B2617	P3A5858	P3A5858
EVENT-NUM	EVT1	EVT1	EVT2	EVT1	EVT1	EVT2
EVENT-DATE	05/13/90	02/24/91	06/30/91	11/15/92	07/13/93	10/24/93
ROYSO/TOATE	05/13/90	06/30/91	06/30/91	11/15/92	10/24/93	10/24/93
REQSD	05/13/90	02/24/91	06/30/91	11/15/92	10/24/93	10/24/93
CAP EXH.	##/##/##	##/##/##	##/##/##	##/##/##	##/##/##	##/##/##
SHIP DATE	01/06/90	01/05/91	01/05/91	08/01/92	07/03/93	07/03/93
JOB DESC.	GEN	CA	GEN	GEN	DISP	GA.GEN
NAL TRANS						
TRANS ENT						
LSEI	NTW	NTW	NTW	NTW	NTW	NTW
NAL CAP SE	-300 35000	2700 37700	37700 37700	37700 37700	37700 37700	4900 42600
TC	-300 35000	2700 37700	37700 37700	37700 37700	37700 37700	4900 42600
LNS	23020	2380 25400	25400 25400	25400 25400	-1800 23600	1800 25400
NOS	31300	31300 31300	31300 31300	31300 31300	31300 31300	31300 31300
ML	23020	2380 25400	25400 25400	25400 25400	-1800 23600	1800 25400
CNTRX CAP						
INST. NOS	40000	40000 40000	40000 40000	40000 40000	1000 1000	1000 1000
UAV ASSGN	3178	3178 3178	3178 3178	3178 3178	40000 40000	40000 40000
ZFNOS	85.00	85.00 85.00	85.00 85.00	85.00 85.00	3178 3178	3178 3178
INST. LNS	29760	2880 32640	32640 32640	32640 32640	85.00 85.00	85.00 85.00
UAV ASSGN	396	396 396	396 396	396 396	-2048 30592	3456 34048
ZTOTAL FILL	78.10	78.73 78.73	78.73 78.73	78.73 78.73	-31 365	365 365
LNCAP IN LNS	23020	2380 25400	25400 25400	25400 25400	78.09 78.09	75.42 75.42
SIZING DATE	11/04/88	03/04/90	03/04/90	10/21/91	-1800 23600	1800 25400
NDO DUE	04/01/89	04/14/90	04/14/90	01/11/92	08/28/91	08/28/91
TELCO DUE	07/15/89	08/17/90	08/17/90	03/07/92	09/05/92	09/05/92
TURNOVER	05/13/90	02/24/91	06/30/91	11/15/92	01/02/93	01/02/93
GENERIC SVC					10/24/93	10/24/93
GENERIC	SES	SES	SES	SE7	SE7	SE9
CONC RATIO	8:1	8:1	8:1	8:1	8:1	8:1
ENG LSF						
ENG CCS/NAL	2.78	2.78 2.78	2.78 2.78	2.78 2.78	2.80 2.80	2.80 2.80
DESIGN BS						
MRAJ	0.00	31.97 31.97	0.00 0.00	0.00 0.00	3.38 3.38	24.15 24.15
PROCESSOR	105000	105000 105000	105000 105000	105000 105000	105000 105000	105000 105000
CAP TRUNK	120	8 128	128 128	128 128	128 128	8 136
OGTL TK UNIT 2		1 1	1 1	1 1	1 1	1 1
LLN/LT/SH/NM 1	15	1 16	16 16	16 16	16 16	1 17
LSR/LTS/=/#	0	0 0	0 0	0 0	0 0	0 0
LSH/=/#/L32	0	0 0	0 0	0 0	0 0	0 0
TSC/=/TSS/NP 2	111	11 122	122 122	122 122	-4 118	16 134
TLN/=/#/L64	0	0 0	0 0	0 0	0 0	0 0
TOT FR/SHL 3		3 3	0 0	0 0	0 0	3 3
REUSE FR/SHL 0		0 0	0 0	0 0	0 0	0 0
GROSS ROOMS	520	580 580	0 0	25 25	475 475	450 450
EXT JOB DESC	T-STAR/SS7/S	T-STAR11/NTW				TRUNK/DIG LI
ZCTOIP	6.50	6.50 6.50	6.50 6.50	6.50 6.50	6.50 6.50	6.50 6.50

JOB CAT. G

A

C

C

O

A

REPORT: PART B  
 PAGE: 2 OF 2  
 BUILDING: COCOA-MERRITT ISLAND  
 ENT CUT: 02/06/88

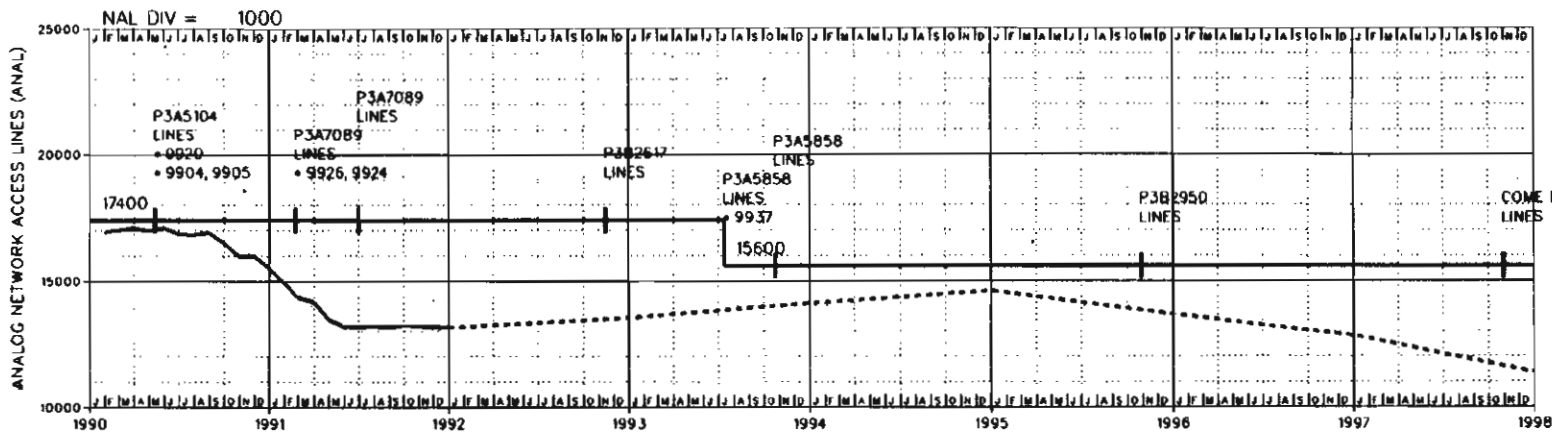
LSOF SYSTEM  
 GRAPHIC PART B VERSION 1.00  
 DATABASE: LIVE

DATE: 01/17/92  
 TIME: 20:39:02  
 CHART NO.: 5.0  
 EQ TYPE: SES

JOB/ROJ/AT P382950 COME ENO  
 EVENT-NUM EVT1 EVT1  
 EVENT-DATE 10/29/95 10/31/97  
 RDYSO/TDATE 10/29/95 10/31/97  
 REQSO 10/29/95 10/31/97  
 CAP EXH. ■■■/■■/■■ ■■■/■■/■■  
 SHIP DATE 07/08/95 ■■■/■■/■■  
 JOB DESC. GR.GEN ENO JOB  
 NAL TRANS  
 TRANS ENT

LSE!  
 NAL CAP SE 7800 50400 50400  
 TC 7800 50400 50400  
 LNS 3800 29200 29200  
 NOS 31300 31300  
 ML 3800 29200 29200  
 CNTRX CAP 1000 1000  
 INST. NOS 40000 40000  
 UAV ASSGN 3178 3178  
 ZFNOS  
 INST. LNS 4608 38656 38656  
 UAV ASSGN 365 365  
 %TOTAL FILL 76.27 76.27  
 LNCAP IN LNS 3800 29200 29200  
 SIZING DATE 08/28/91  
 NDD DUE 08/27/94  
 TELCO DUE 01/07/95  
 TURNOVER 10/29/95  
 GENERIC SVC  
 GENERIC SE9 SE9  
 CONC RATIO 8:1 8:1  
 ENG LSF  
 ENG CCS/NAL  
 DESIGN 85  
 MRAJ 24.08 0.00  
 PROCESSOR 105000 105000  
 CAP TRUNK 16 152 152  
 OGTL TK UNIT 2  
 LLN/LI/SH/NM 2 19 19  
 LSR/LTS/■/■  
 LSH/■/■/L32  
 TSC/■/TSS/NP 15 149 149  
 TLN/■/■/L64  
 TOT FR/SHL 6 0  
 REUSE FR/SHL 0 0  
 GROSS ROOMS 400 0  
 EXT JOB OESC  
 %CTDIP 6.50 6.50

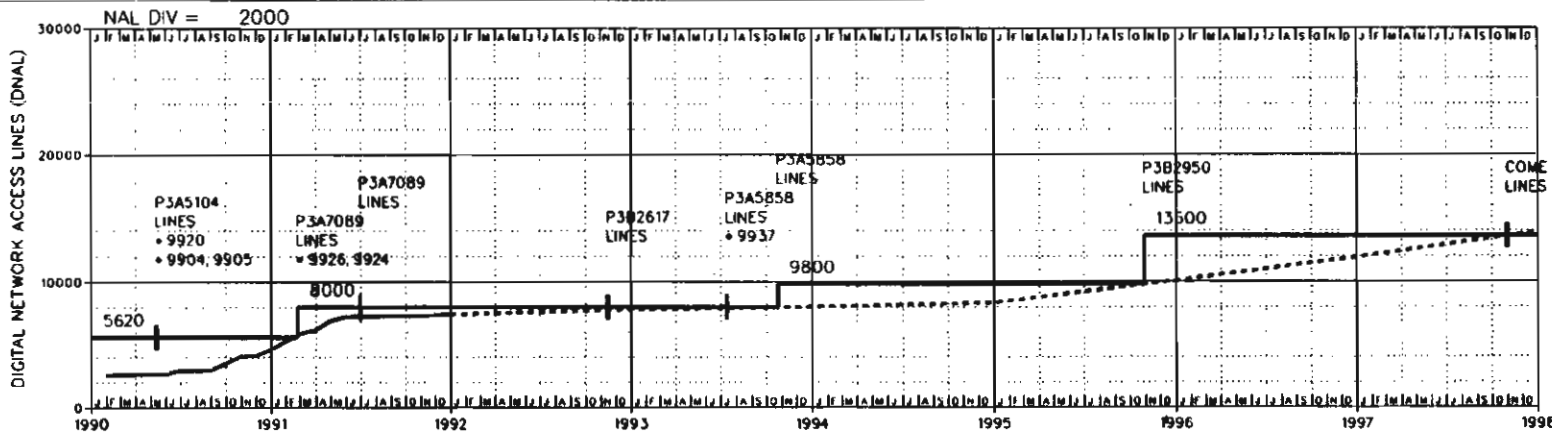
JOB CAT. A



NOTES:  
 9904 CCS7 TRUNK SIGNALING  
 9905 TOUCHSTAR PHASE I  
 9920 SSP/800 LOCATION  
 9924 TOUCHSTAR PHASE II  
 9926 CCS ACCESS CAPABILITY  
 9937 CARRIER IDENT. CODE (CIC) EXPAN. (FG B)  
 3571 TCBH CCS DATA STARTING 1988

YEAR	1990	1991	1992	1993	1994	1995	1996	1997	1998
NAL	16816 (A)	15521 (A)	13146 (A)	13529 (F)	14106 (F)	14603 (F)	13663 (F)	12818 (F)	11351 (F)
ANLG LNS	16816	15521	13146	13529	14106	14603	13663	12818	11351
CCS/NAL	2.84	2.86	2.88	2.90	2.92	2.94	2.96	2.98	3.00
ACCS ACTUAL	A								
NAL/LN RATIO	1.00000	1.00000	1.00000	1.00000	1.00000	1.00000	1.00000	1.00000	1.00000

REASON FOR REISSUE:  
 3029 COCOME-25 EAST MUSTANG WY



DATE OF ISSUE: 01/17/92  
 EXCHANGE: COCOA  
 DATABASE: LIVE  
 EO TYPE: SES  
**ANALOG**  
 BUILDING SWITCH HOST COCOA-MERRITT  
 FCST DATE 06/15/91  
 LATEST ANAL 13166  
 CONTACT FDJAMAI  
 CONTACT NO. BGWILCHER  
 EQUIP ENGR MSKOCHAN

YEAR	1990	1991	1992	1993	1994	1995	1996	1997	1998
NAL	2559 (A)	4626 (A)	7422 (A)	7812 (F)	8030 (F)	8343 (F)	10088 (F)	11913 (F)	13895 (F)
DGTL CCS/NAL	2.66	2.76	2.78	2.80	2.82	2.84	2.86	2.88	2.90
CCS ACTUAL	A	A							
SLC SYS	40	70	100	118	131	143	173	196	221
URBAN SYS	0	0	0						
NAL/LN RATIO	1.00000	1.00000	1.00000	1.00000	1.00000	1.00000	1.00000	1.00000	1.00000

**DIGITAL**  
 DLFCST DATE 08/12/91  
 LATEST DNAL 7381  
 LATEST SLC 100  
 LATEST URBAN 0  
 LATEST D112 0  
 ENTITY: CHART:  
 COCOFLMEDSO 5.0



REPORT: PARTB

PAGE: 2 OF 2

BUILDING: COCOR-MERRITT ISLAND IDENTITY: COCOFLMEDSO

ENT CUT: 02/06/88 ENT TERM: 08/01/07

LSDF SYSTEM  
DIGITAL PART B VERSION 1.00  
DATABASE: LIVE

DATE: 01/17/92

TIME: 20:39:02

CHART NO.: 5.0

EQ TYPE: SES

JOB/ADJ/AT	P3B2950	COME END
FVENT-NUM	EVT1	EVT1
EVENT-DATE	10/29/95	10/31/97
ROYSD/TORATE	10/29/95	10/31/97
REQSD	10/29/95	10/31/97

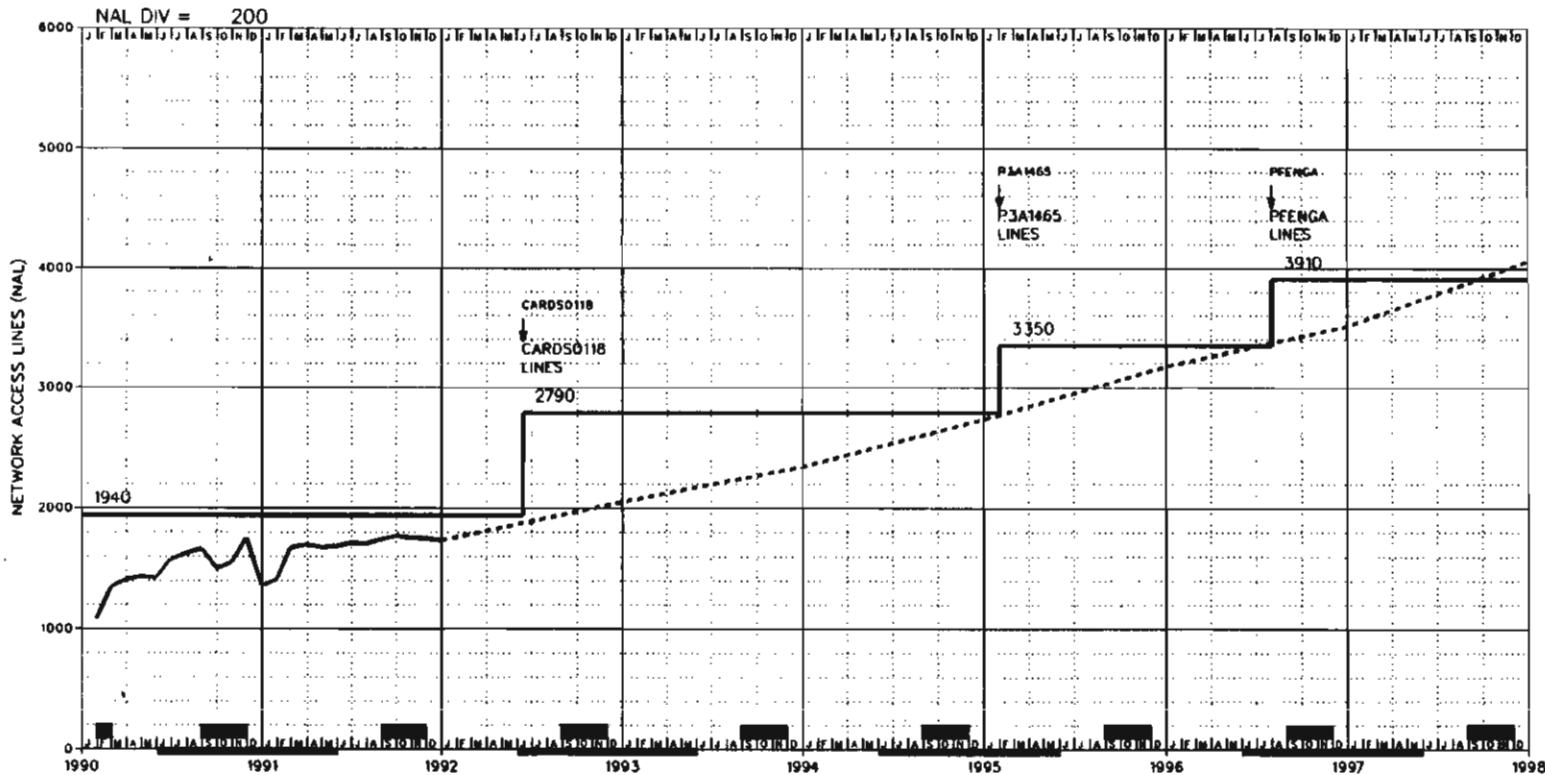
CAP EXH.	**/**/**	**/**/**
SHIP DATE	07/08/95	**/**/**
JOB DESC.	GA.GEN	END JOB
TRANS ENT		

ANALOG SECTION -----

NAL TRANS			
NAL CAP TC		23800	23800
LNS		15600	15600
ML		15600	15600
LINE UNITS		35	35
INST. LNS		17920	17920
URV ASSGN		269	269
%FILL	88.40		88.40
DLNCAP LNS		15600	15600
DENG CCS NAL	2.99		2.99
ANLG DEF LNS			
ISDN CAP TC			
ISDN CAP LNS			
ISDN CAP ML	0		0
ISDN LN MOD			
ISDN INS LNS			
ISDN URV LNS			
ISDN %FILL			
ISDN ENG CCS			

DIGITAL SECTION -----

NAL TRANS			
NAL CAP TC	7800	26600	26600
LNS	3800	13600	13600
ML	3800	13600	13600
LINE UNITS		36	36
INST. LNS	4608	20736	20736
URV ASSGN		96	96
%FILL	65.89		65.89
DLNCAP LNS	3800	13600	13600
DENG CCS NAL	2.90		2.90
CAP SLC SYS	48	215	215
ENG SLC MD 1			
ENG SLC MD2			
DEF SLC SYS	0		0
CAP URBN SYS	0		0
DEF URBN SYS	0		0
CAP OMS112			
SLC DLU			
URBAN DLU			



NOTES:

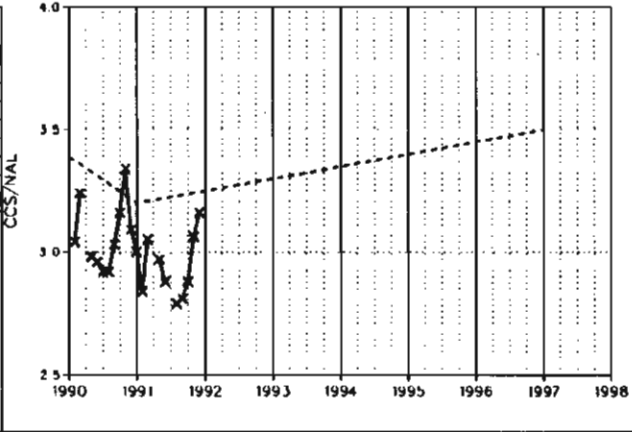
REASON FOR REISSUE:  
3341 1861 MASON AVENUE

DATE OF ISSUE: 01/17/92  
 EXCHANGE: DAYTONA BEACH  
 DATABASE: LIVE  
 EQ TYPE: RSC  
 NXX: 274

BUILDING: DYBHFLN STATE: FI  
 LATA: DYBH/456  
 COMPANY: SBEL AREA: CEFL  
 DIVISION: SWDY DISTRICT: DAY  
 EXHAUST: \*\*/\*\*/  
 CONTACT: JMGRAHAM  
 NUMBER: DJCHOJN  
 EQ ENGINEER HTCLOVER

E. A. DATE: 01/02/88  
 DIR CLOSE: 11/05/91  
 DIR DELIVER: 01/24/92  
 NAL FCST: 06/15/91  
 CCS FCST: 08/15/91  
 ENTITY CUT: 01/02/88  
 ENTITY TERM: 12/31/99  
 LATEST NAL: 1751  
 SWITCH HOST: DYBHFLPDO50  
 ENTITY: CHART:  
 DYBHFLNRSO 6.0

YEAR	1990	1991	1992	1993	1994	1995	1996	1997	1998
NAL	1228 (A)	1355 (A)	1733 (A)	2050 (F)	2342 (F)	2734 (F)	3178 (F)	3514 (F)	4064 (F)
LINES	1228	1355	1733	2050	2342	2734	3178	3514	4064
CCS/NAL	3.39	3.20	3.25	3.30	3.35	3.40	3.45	3.50	0.00
CCS STATUS	A	A							
NAL/LN RATIO	1.00000	1.00000	1.00000	1.00000	1.00000	1.00000	1.00000	1.00000	1.00000
SVC.	1990	1991	1992	JOBNUM RDYSD REQSD SHIP					
DTS				CARDS0118	06/13/92	06/13/92	05/16/92		
IML				P3A1465	02/01/95	02/01/95	12/01/94		
%IFFM				PFENGA	08/01/96	08/01/96	08/01/96		
				FENTEND	12/05/99	12/05/99	**/**/**		





REPORT: PART B  
 PAGE: 1 OF 1  
 BUILDING: DYBH-FENTRESS  
 ENT CUT: 01/02/88

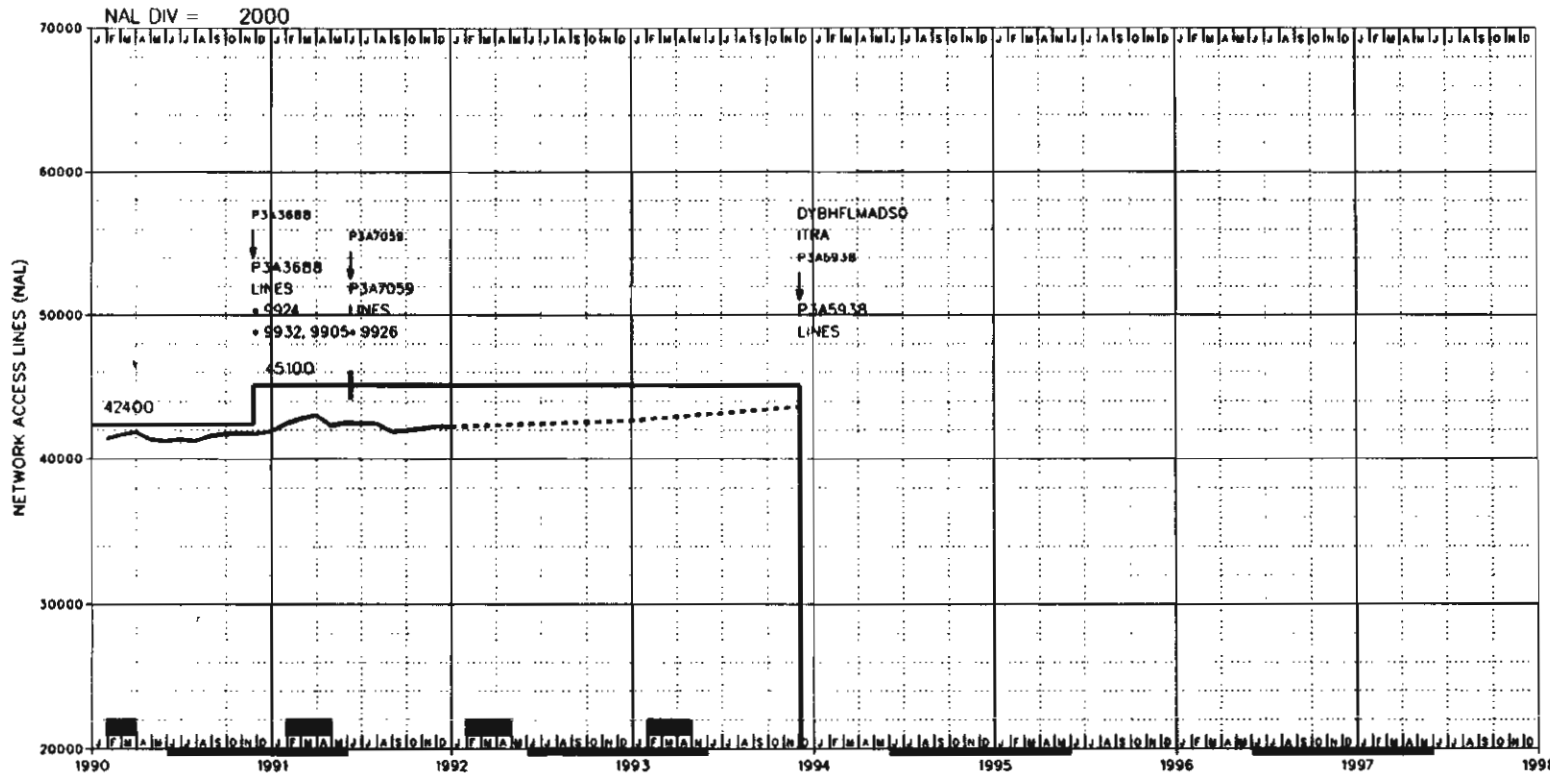
ENTITY: DYBHFLFNRSO  
 ENT TERM: 12/31/99

LSDF SYSTEM  
 GRAPHIC PART B VERSION 1.00  
 DATABASE: LIVE

DATE: 01/17/92  
 TIME: 20:39:02  
 CHART NO.: 6.0  
 EQ TYPE: RSC

JOB/ADJ/AT	CARDS0118	P3A1465	PFENCA	FENTEND
EVENT-NUM	EVT1	EVT1	EVT1	EVT1
EVENT-DATE	06/13/92	02/01/95	08/01/96	12/05/99
RDYSD/TDATE	06/13/92	02/01/95	08/01/96	12/05/99
REQSD	06/13/92	02/01/95	08/01/96	12/05/99
CAP EXH.	■/■/■	■/■/■	■/■/■	■/■/■
SHIP DATE	05/16/92	12/01/94	06/01/96	■/■/■
JOB DESC.	CARDS	GA	GA	ENO JOB
NAL TRANS				
TRANS ENT				
LSE1	NTW	NTW	NTW	NTW
NAL CAP SE	670 3500	470 3970	1030 5000	5000
TC	670 3500	470 3970	1030 5000	5000
LNS	850 2790	560 3350	560 3910	3910
NOS	3400 8500	8500 8500	8500 8500	8500
ML	850 2790	560 3350	560 3910	3910
CNTRX CAP				
INST. NOS	4000 10000			10000
UAV ASSGN	0	10000		0
%FNOS	85.00	85.00	85.00	85.00
INST. LNS	3200	640 3840	640 4480	4480
UAV ASSGN	-960 48	10 58	9 67	67
%TOTAL FILL	88.50	88.50	88.50	88.50
LNCAP IN LNS	850 2790	560 3350	560 3910	3910
SIZING DATE	08/18/91	08/18/91	08/18/91	
NDO DUE	01/25/92	04/01/94	10/01/95	
TELCO DUE	03/14/92	08/01/94	02/01/96	
TURNOVER	06/13/92	02/01/95	08/01/96	
GENERIC SVC				
GENERIC				
CONC RATIO	3	3		
ENG LSF				
ENG CCS/NAL	3.40	3.45	3.50	
DESIGN 85				
MRAJ	31.64	17.97	40.12	0.00
PROCESSOR				
CAP TRUNK	0	0	0	0
OGTL TK UNIT	0	0	0	0
LLN/LT/SH/NM	0	0	0	0
LSR/LTS/■/■				
LSH/■/■/L32	0	0	0	0
TSC/■/TSS/NP	0	0	0	0
ILN/■/■/L64	50	10 60	10 70	
TOT FR5/SHL	0	2	2	
REUSE FR/SHL	0	0	0	
GROSS AODNS	0	150	450	
EXT JOB DESC	CARDS	GROWTH	2ND RSC	
%CTDIP	8.50	8.50	8.50	

JOB CAT. A A A



NOTES:  
 9905 TOUCHSTAR PHASE I  
 9924 TOUCHSTAR PHASE II  
 9926 CCS ACCESS CAPABILITY  
 9932 100% AMA RECORDING  
 3272 FCST INCLUDES ENFIA A

REASON FOR REISSUE:  
 3270 ADV 3072 LINES 09-27-87

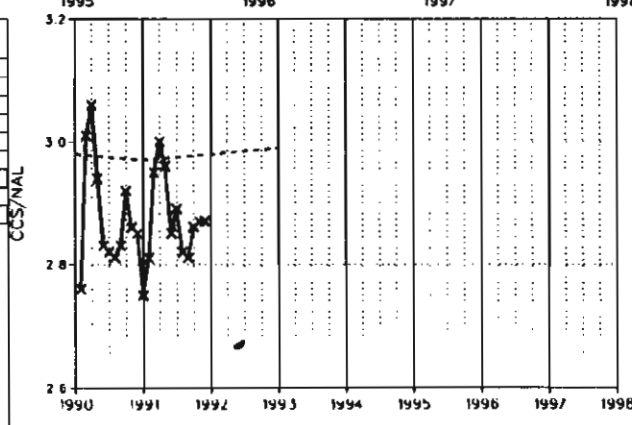
DATE OF ISSUE: 01/17/92  
 EXCHANGE: DAYTONA BEACH  
 DATABASE: LIVE  
 EO TYPE: IAES  
 NXX:  
 238 239 248 250X 252 253  
 254 255 257 258 295X 451X

BUILDING: DYBFLM STATE: FL  
 LATA: DYBH/456  
 COMPANY: SBEL AREA: CEFL  
 DIVISION: SWDY DISTRICT: DAYT  
 EXHAUST: \*\*/\*\*/\*\*  
 CONTACT: FDJAMAL  
 NUMBER: BAHICKS  
 EQ ENGINEER: C LEROY

E. A. DATE: 12/10/84  
 DIR CLDSE: 11/05/91  
 DIR DELIVER: 01/28/92  
 NAL FCST: 01/31/91  
 CCS FCST: 08/15/91  
 ENTITY CUT: 10/05/75  
 ENTITY TERM: 12/05/93  
 LATEST NAL: 42254  
 SWITCH HOST

ENTITY: CHART:  
 DYBFLMA25E 7.1

YEAR	1990	1991	1992	1993	1994	1995	1996	1997	1998
NAL	41111 (A)	41882 (A)	42243 (A)	42642 (F)					
LINES	41111	41882	42243	42642					
CCS/NAL	2.98	2.97	2.98	2.99					
CCS STATUS	A	A							
NAL/LN RATIO 1.00000 1.00000 1.00000 1.00000									
SVC	1990	1991	1992	JOBNUM RDYSD REQSD SHIP					
DTS				PJA3688 11/25/90 11/25/90 04/07/90					
				PJA7059 06/09/91 06/09/91 02/23/91					
				PJA5938 12/05/93 12/05/93 12/03/93					
IMI									
%IFFM									



REPORT: PARTB  
 PAGE: 1 OF 1  
 BUILDING: DYBH-MAIN  
 ENT CUT: 10/05/75

ENTITY: DYBHFLMA2SE  
 ENT TERM: 12/05/93

LSDF SYSTEM  
 GRAPHIC PART B VERSION 1.00  
 DATABASE: LIVE

DATE: 01/17/92  
 TIME: 20:39:02  
 CHART NO.: 7.1  
 EQ TYPE: IAES

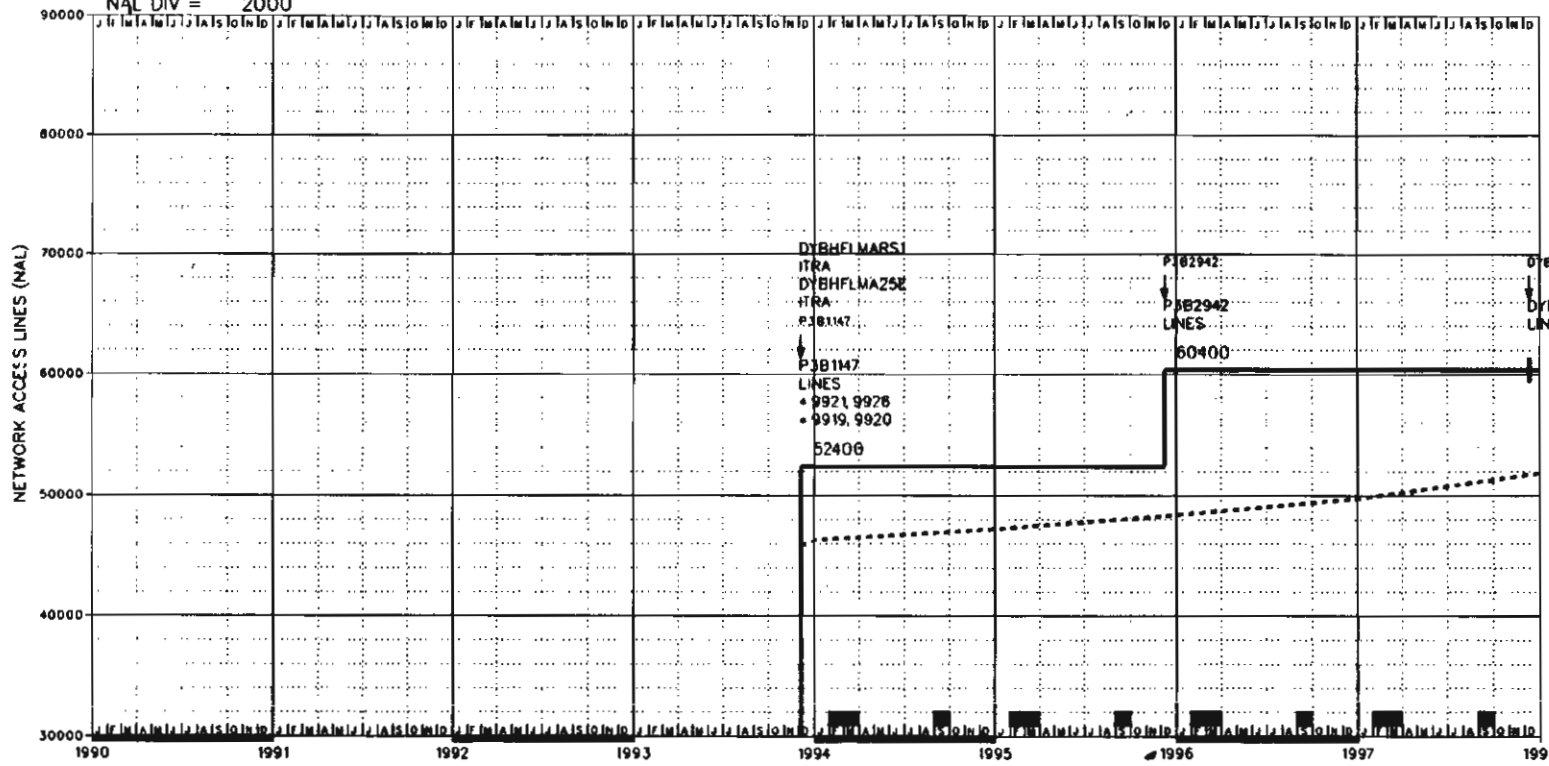
JOB/ROJ/AT	P3A3688	P3A7059	1994ATI	P3A5938
EVENT-NUM	EVT1	EVT1		EVT1
EVENT-DATE	11/25/90	06/09/91	12/05/93	12/05/93
KUYSO/TOATE	11/25/90	06/09/91	12/05/93	12/05/93
REQSD	11/25/90	06/09/91	##/##/##	12/05/93
CAP EXH.	##/##/##	##/##/##	##/##/##	##/##/##
SHIP OATE	04/07/90	02/23/91	##/##/##	12/03/93
JOB OESC.	GA.GEN	GEN	ITRA	RETIRES
NAL TRANS			-43600	
TRANS ENT			OYBHFLMAO5D	
LSEI	SCTMF	SCTMF		
NAL CAP SE	7500	50200		-50200 0
TC	-2200	50700		-50700 0
LNS	2700	45100		-45100 0
NOS		52800		-52800 0
ML	2700	45100		-45100 0
CNTRX CAP		10100		-10100 0
INST. NOS	10000	120000		-120000 0
UAV ASSGN		47900		-47900 0
%FNOS	85.00		85.00	
INST. LNS	4096	53248		-53248 0
UAV ASSGN	62	799		-799 0
%TOTAL FILL	86.00		86.00	
LNCAP IN LNS	2700	45100		
SIZING OATE	02/21/90		02/21/90	12/12/91
NDO DUE	01/27/89		06/30/90	06/05/93
TELCO DUE	10/07/89		09/06/90	10/08/92
TURNOVER	09/25/90		06/09/91	
GENERIC SVC				
GENERIC	IAE10	IAE11		
CONC RATIO	4:1	4:1		
ENG LSF				
ENG CCS/NAL	3.04	3.04		
DESIGN BS				
MRAJ	36.34	0.00		0.00
PROCESSOR	-22700	50900	50900	-50900 0
CAP TRUNK	0	0	0	0
OGTL TK UNIT 0		0		0
LLN/LT/SM/NM 1		13		-13 0
LSR/LTS/##/## 4		8		-8 0
LSH/##/##/L32		88		-88 0
TSC/##/T55/NP 4		32		-32 0
TLN/##/##/L64		1024		-1024 0
TOT FR5/SHL 8		0		0
REUSE FR/SHL 8		0		0
GROSS ADDONS 765		110		0
EXT JOB OESC	T-STAR/LNS/T	NETWORK/INTE		0/0
%CTDIP	10.00	10.00		0.00

JOB CAT. A

G

0

NAL DIV = 2000



NOTES:  
 9919 CI/DIP FULL IMPLEMENTATION  
 9920 SSP/800 LOCATION  
 9921 RINGMASTER  
 9926 CCS ACCESS CAPABILITY  
 3295 FOURTH GENERATION SWITCH  
 3296 NEW DIGITAL SWITCH

REASON FOR REISSUE:

DATE OF ISSUE: 01/17/92  
 EXCHANGE: DAYTONA BEACH  
 DATABASE: LIVE  
 EQ TYPE: DGTL  
 NXX:  
 238F 239F 248F 250F 252F 253F  
 254F 255F 257F 258F 295F 451F

BUILDING: DYBFLMA STATE: FL  
 LATA: DYBH/456  
 COMPANY: SBEL AREA: CEFL  
 DIVISION: SWDY DISTRICT: DAYT  
 EXHAUST: \*\*/\*\*/  
 CONTACT: FDJAMAL  
 NUMBER: MLHULL  
 EO ENGINEER: BAHCKS

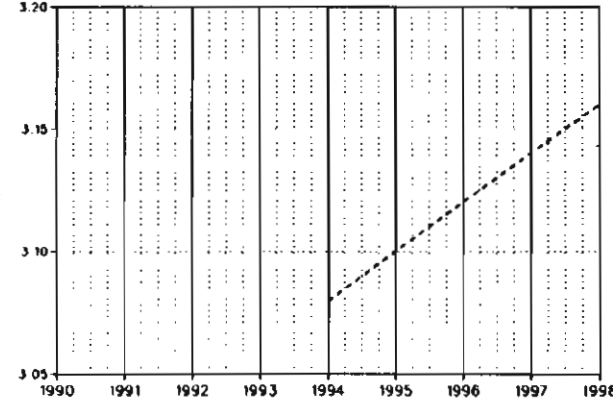
E. A. DATE: 08/07/94  
 DIR CLOSE: 11/05/90  
 DIR DELIVER: 01/28/92  
 NAL FCST: 01/31/91  
 CCS FCST: 08/01/90  
 ENTITY CUT: 12/05/93  
 ENTITY TERM: 01/01/08  
 LATEST NAL SWITCH HOST

ENTITY: CHART:  
 DYBFLMADSO 7.2

YEAR	1990	1991	1992	1993	1994	1995	1996	1997	1998
NAL					46299 (F)	47201 (F)	48383 (F)	49736 (F)	51865 (F)
LINES					46299	47201	48383	49736	51865
CCS/NAL					3.08	3.10	3.12	3.14	3.16
CCS STATUS									
NAL/LN RATIO					1.00000	1.00000	1.00000	1.00000	1.00000

SVC.	1990	1991	1992	JOBNUM	RDYSD	REOSD	SHIP
DTS				P3B147	12/05/93	12/05/93	04/10/93
				P3B2942	12/09/95	12/09/95	08/11/93
				DYBH END	12/11/97	12/11/97	**/**/**
IML							
%IFFM							



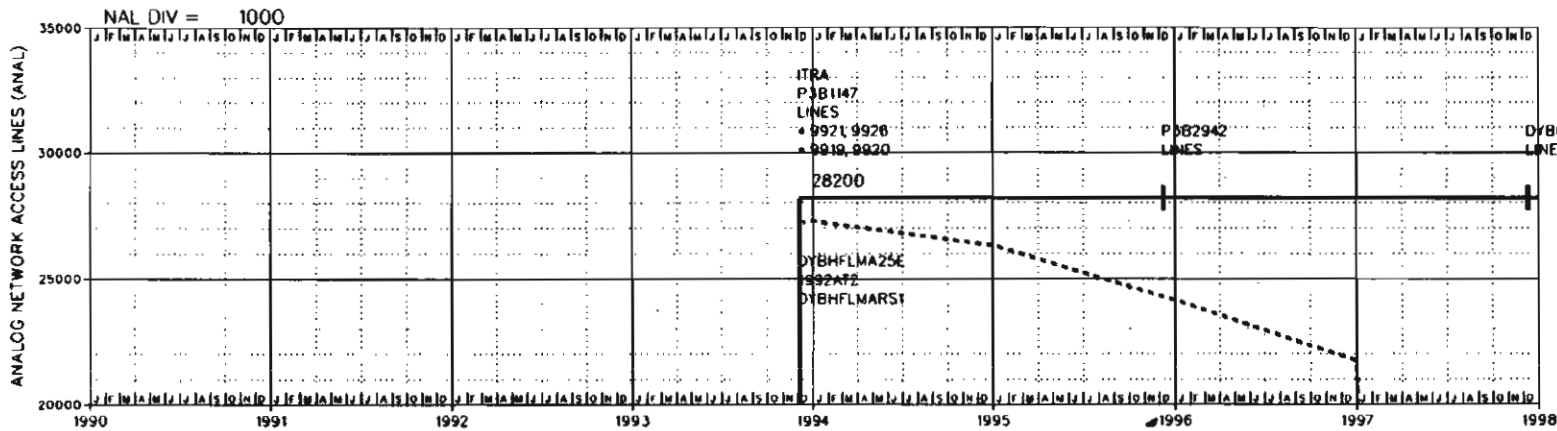
REPORT: PARTB  
 PAGE: 1 OF 1  
 BUILDING: OYBH-MAIN  
 ENT CUT: 12/05/93

ENTITY: OYBHFLMA050  
 ENT TERM: 01/01/08

LSOF SYSTEM  
 GRAPHIC PART B VERSION 1.00  
 DATABASE: LIVE

DATE: 01/17/92  
 TIME: 20:39:02  
 CHART NO.: 7.2  
 EQ TYPE: OGTL

	1992AT1	1992AT2	P3B1147	P3B2942	OYBH ENO
JOB/ROJ/AT	1992AT1	1992AT2	P3B1147	P3B2942	OYBH ENO
EVENT-NUM			EVT1	EVT1	EVT1
EVENT-DATE	12/05/93	12/05/93	12/05/93	12/09/95	12/11/97
ROYSO/TOATE	12/05/93	12/05/93	12/05/93	12/09/95	12/11/97
REQSO	###/###	###/###	12/05/93	12/09/95	12/11/97
CAP EXH.	###/###	###/###	###/###	###/###	###/###
SHIP DATE	###/###	###/###	04/10/93	08/11/95	###/###
JOB DESC.	ITRA	ITRA	REPL	GA	###/###
NAL TRANS	43600	2200			
TRANS ENT	OYBHFLMA2SE	OYBHFLMAR51			
LSEI			NTW		
NAL CAP SE			73300	73300	73300
TC			73300	73300	81700
LNS			52400	52400	60400
NOS			69800	69800	69800
ML			52400	52400	60400
CNTRX CAP					
INST. NOS			130000	130000	130000
UAV ASSGN			47900	47900	47900
ZFNOS			85.00	85.00	85.00
INST. LNS			71200	71200	81280
UAV ASSGN			595	595	595
ZTOTAL FILL			74.20	74.85	74.85
LNCAP IN LNS			52400	52400	60400
SIZING DATE			08/23/91	08/23/91	
NOD DUE			06/13/92	12/23/94	
TELCO DUE			10/10/92	04/07/95	
TURNOVER			09/26/93	12/09/95	
GENERIC SVC					
GENERIC					
CONC RATIO			3	3	3
ENG LSF			3.14		
ENG CCS/NAL					
DESIGN 8S					
MRAJ			48.20	0.00	0.00
PROCESSOR			90000	90000	90000
CAP TRUNK			260	260	-4
OGTL TK UNIT			13	0	256
LLN/LT/SH/NM			11	11	
LSR/LTS/###			0	0	
LSH/###/L32					
TSC/###/T55/NP			644	644	
ILN/###/L64					
TOT FR5/SHL			134		0
REUSE FR/SHL			0		0
GROSS ROOMS			8200	1400	0
EXT JOB DESC					
ZCTOIP			10.00		
JOB CAT.			1	0	



YEAR	1990	1991	1992	1993	1994	1995	1996	1997	1998
NAL					27285 (F)	26322 (F)	24131 (F)	21724 (F)	19650 (F)
ANLG LNS					27285	26322	24131	21724	19650
CCS/NAL					3.08	3.10	3.12	3.14	3.16
CCS ACTUAL									
NAL/LN RATIO					1.00000	1.00000	1.00000	1.00000	1.00000

NOTES:  
 9919 CT/DIP FULL IMPLEMENTATION  
 9920 SS7/800 LOCATION  
 9921 RINGMASTER  
 9926 CCS ACCESS CAPABILITY  
 9919 FOURTH GENERATION SWITCH  
 9926 NEW DIGITAL SWITCH

REASON FOR REISSUE:

DATE OF ISSUE: 01/17/92  
 EXCHANGE: OAYTONA BEACH  
 DATABASE: LIVE  
 EQ TYPE: DGTL

ANALOG

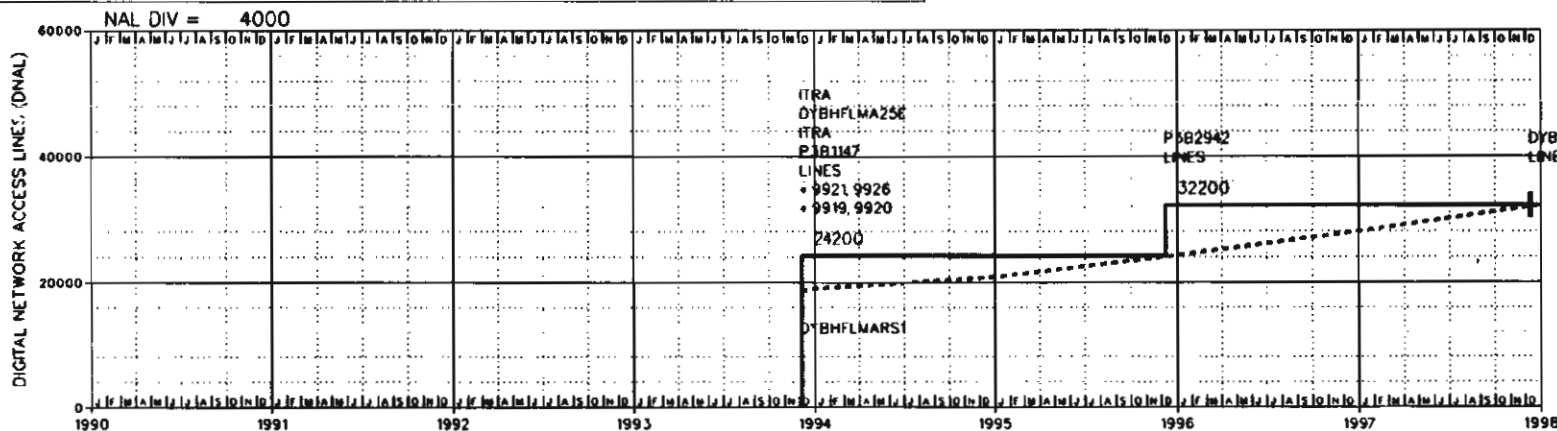
BUILDING: DYBH-MAIN  
 SWITCH HOST

FCST DATE: 01/31/91  
 LATEST ANAL: -9998998  
 CONTACT: FDJAMAL  
 CONTACT NO.: MLHULL  
 EQUIP ENGR: BAHICKS

DIGITAL  
 DLFCST DATE: 01/31/91

LATEST DNAL: -9998998  
 LATEST SLC: -9998998  
 LATEST URBN: -9998998  
 LATEST D112: -9998998

ENTITY: CHART:  
 DYBFLMADSO 7.2



YEAR	1990	1991	1992	1993	1994	1995	1996	1997	1998
NAL					19014 (F)	20879 (F)	24252 (F)	28012 (F)	32215 (F)
DGTL CCS/NAL					3.08	3.10	3.12	3.14	3.16
CCS ACTUAL									
SLC SYS					309	339	393	444	501
URBAN SYS					0	0	0	0	0
NAL/LN RATIO					1.00000	1.00000	1.00000	1.00000	1.00000

REPORT: PARTB  
 PAGE: 1 OF 1  
 BUILDING: OYBH-MAIN  
 ENT CUT: 12/05/93

ENTITY: OYBHFLMA050  
 ENT TERM: 01/01/08

LSOF SYSTEM  
 DIGITAL PART B VERSION 1.00  
 DATABASE: LIVE

DATE: 01/17/92  
 TIME: 20:39:02  
 CHART NO.: 7.2  
 EO TYPE: OGTL

JOB/ROJ/AT	1992AT1	1992AT2	P381147	P382942	OYBH ENO
EVENT-NUM			EVT1	EVT1	EVT1
EVENT-DATE	12/05/93	12/05/93	12/05/93	12/09/95	12/11/97
ROYSO/TOATE	12/05/93	12/05/93	12/05/93	12/09/95	12/11/97
REQSO	##/##/##	##/##/##	12/05/93	12/09/95	12/11/97
CAP EXH.	##/##/##	##/##/##	##/##/##	##/##/##	##/##/##
SHIP DATE	##/##/##	##/##/##	04/10/93	08/11/95	##/##/##
JOB DESC.	ITRA	ITRA	REPL	GA	##/##/##
TRANS ENT	OYBHFLMA25E	OYBHFLMARS1			

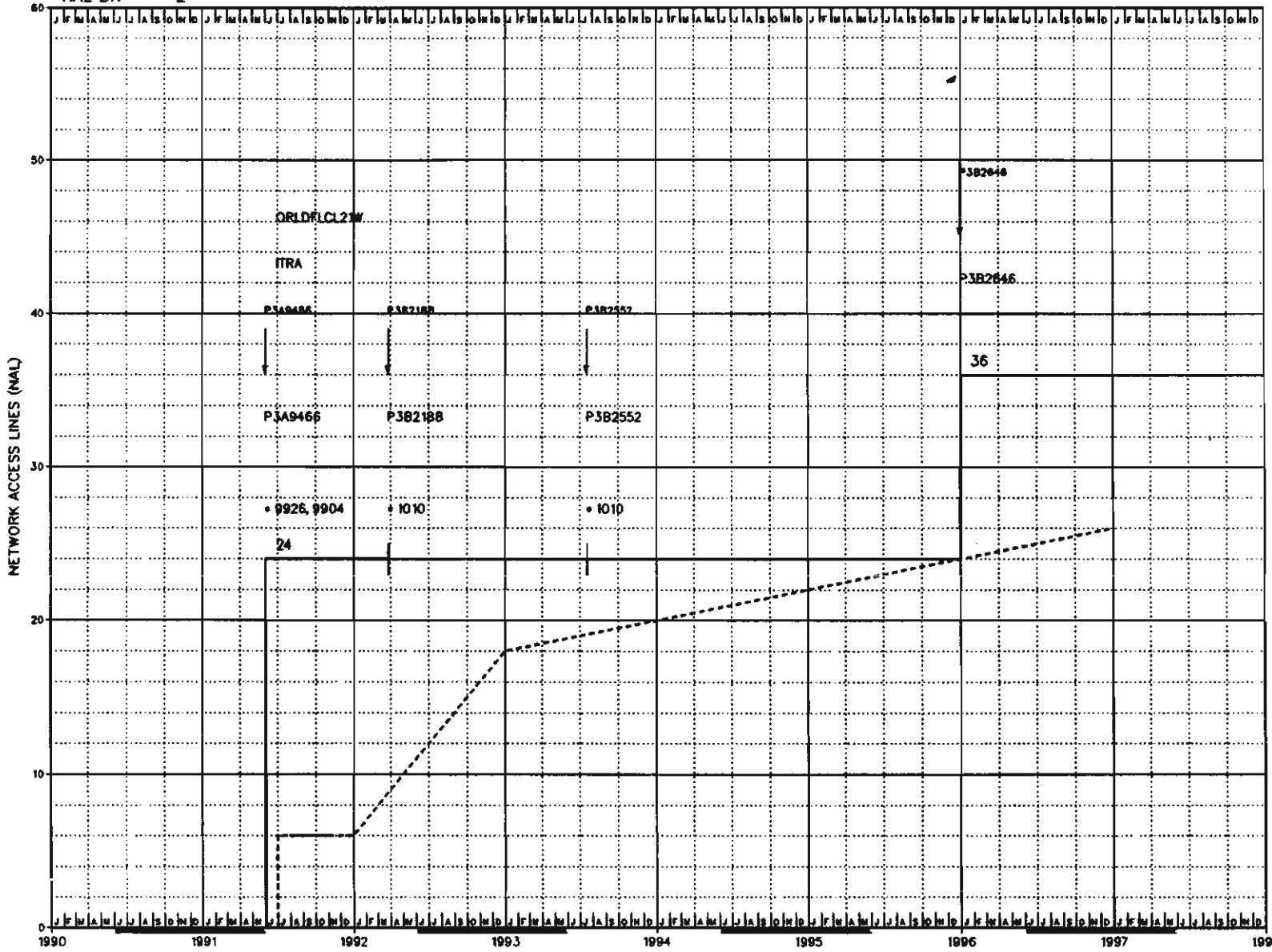
ANALOG SECTION -----

NAL TRANS	25000	2200				
NAL CAP TC			41500	41500	41500	41500
LNS			28200	28200	28200	28200
ML			28200	28200	28200	28200
LINE UNITS			52	52	52	52
INST. LNS			33280	33280	33280	33280
UAV ASSGN			499	499	499	499
%FILL			86.00		86.00	86.00
ALNCAP LNS			28200	28200	28200	28200
RENG CCS NAL			3.14		3.14	3.14
ANLG DEF LNS						
ISON CAP TC						
ISON CAP LNS						
ISON CAP ML						
ISDN LN MOD			0		0	0
ISDN INS LNS						
ISDN UAV LNS						
ISDN %FILL						
ISON ENG CCS						

DIGITAL SECTION -----

NAL TRANS	18600					
NAL CAP TC			31800	31800	8400	40200
LNS			24200	24200	8000	32200
ML			24200	24200	8000	32200
LINE UNITS			79	79	100	100
INST. LNS			37920	37920	10080	48000
UAV ASSGN			96	96	96	96
%FILL			63.98		67.22	67.22
DLNCAP LNS			24200	24200	8000	32200
DENG CCS NAL			3.14		3.14	3.14
CAP SLC SYS			394	394	105	499
ENG SLC MO 1						
ENG SLC MD2						
DEF SLC SYS						
CAP URBN SYS			0		0	0
DEF URBN SYS						
CAP DMS112						
SLC DLU						
URBAN DLU						

NAL DIV = 2



NOTES:  
 1010 GENERIC RETROFIT  
 9904 CCS7 TRUNK SIGNALING  
 9926 CCS ACCESS CAPABILITY

REASON FOR REISSUE:

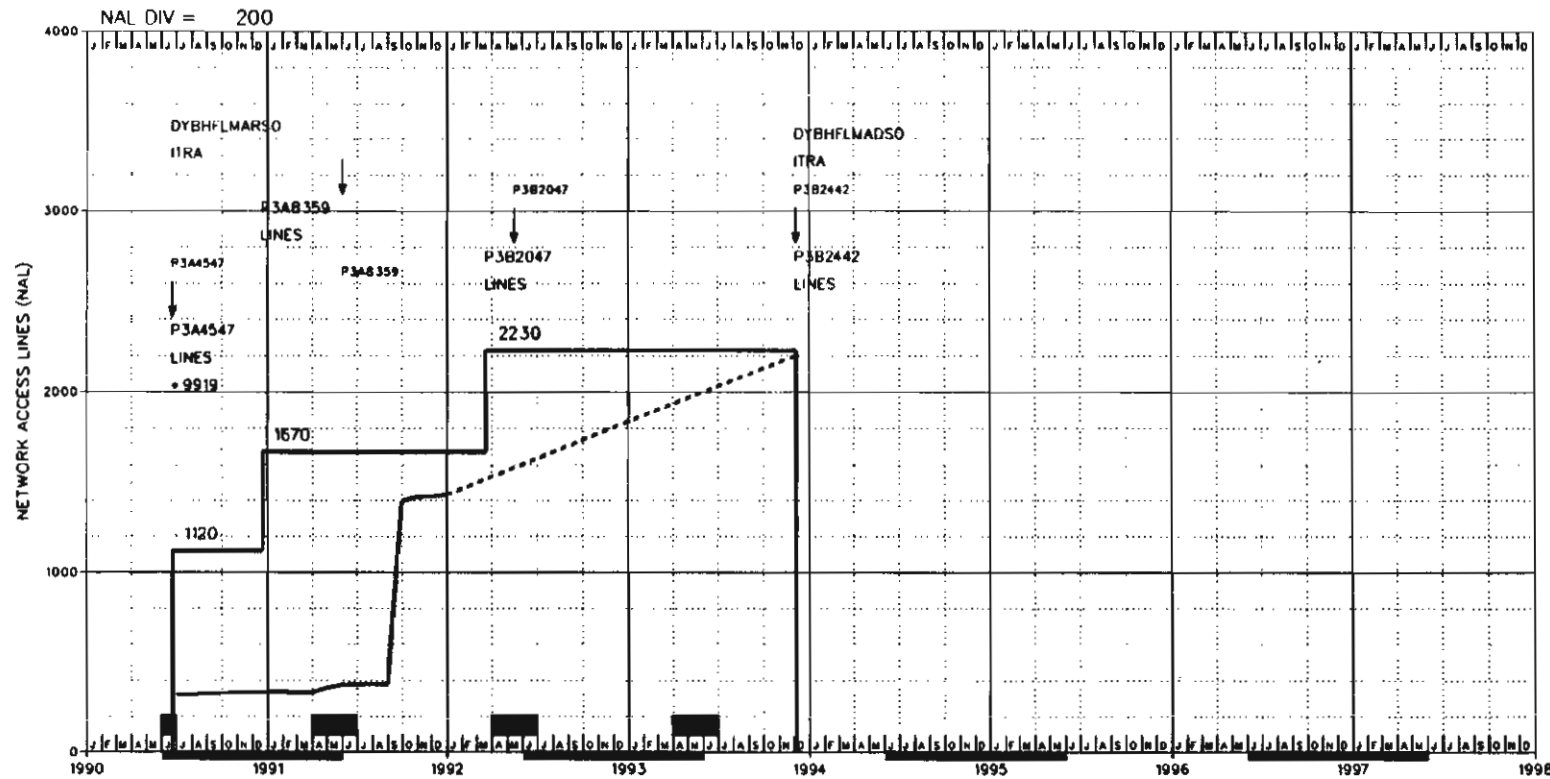
DATE OF ISSUE: 01/17/92  
 EXCHANGE: DAYTONA BEACH  
 DATABASE: LIVE  
 EQ TYPE: STP  
 NXX:

BUILDING: DYBFLMA STATE: FL  
 LATA: DYBH/456  
 COMPANY: SBEL AREA: CEFL  
 DIVISION: SWDY DISTRICT: DAYT  
 EXHAUST: \*\*/\*\*/\*\*  
 CONTACT: CBMORTON  
 NUMBER: DJCHOJN  
 EQ ENGINEER: C LEROY

E. A. DATE: \*\*/\*\*/\*\*  
 DIR CLOSE: \*\*/\*\*/\*\*  
 DIR DELIVER: \*\*/\*\*/\*\*  
 NAL FCST: 02/04/91  
 CCS FCST: \*\*/\*\*/\*\*  
 ENTITY CUT: 06/03/91  
 ENTITY TERM: 12/31/99  
 LATEST NAL SWITCH HOST: 6

ENTITY: CHART:  
 DYBFLMA21W 7.3





NOTES:  
9919 CT/DIP FULL IMPLEMENTATION

REASON FOR REISSUE:  
3340 268 N. RIDGEWOOD AVENUE

DATE OF ISSUE: 01/17/92  
EXCHANGE: DAYTONA BEACH  
DATABASE: LIVE  
EQ TYPE: RSC  
NXX: 226

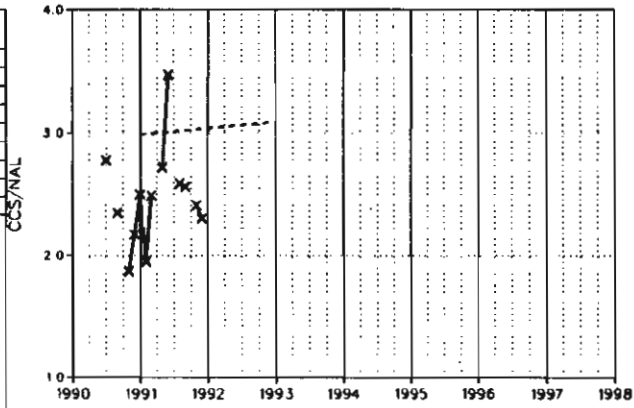
BUILDING: DYBHFLMA STATE: FL  
LATA: DYBH/456  
COMPANY: SBEL AREA: CEFL  
DIVISION: SWDY DISTRICT: DAYT  
EXHAUST: \*\*/\*\*/\*\*  
CONTACT: JMGRAHAM  
NUMBER: DJCHOJN  
EQ ENGINEER: HTGLOVER

E. A. DATE: 06/23/90  
DIR CLOSE: 11/05/91  
DIR OELIVER: 01/28/92  
NAL FCST: 07/15/90  
CCS FCST: 08/15/91  
ENTITY CUT: 06/23/90  
ENTITY TERM: 12/05/93  
LATEST NAL: 1424  
SWITCH HOST: DYBHFLPODS0  
ENTITY: CHART:  
DYBHFLMARS1 7.4

YEAR	1990	1991	1992	1993	1994	1995	1996	1997	1998
NAL	(F) 339	(A) 1431	(A) 1839	(F)					
LINES	339	1431	1839						
CCS/NAL	0.00	2.99	3.04	3.09					
CCS STATUS		A							
NAL/LN RATIO		1.00000	1.00000	1.00000					

SVC	1990	1991	1992	JOBNUM	RDYSD	REQSD	SHIP
DTS				P3A4547	06/23/90	06/23/90	02/23/90
				P3A8359	12/21/90	06/01/91	10/03/90
				P3B2047	03/20/92	05/15/92	02/07/92
				P3B2442	12/05/93	12/05/93	11/01/93
IML							
%IFFM							



REPORT: PART8  
 PAGE: 1 OF 1  
 BUILDING: OY8H-MAIN  
 ENT CUT: 06/23/90

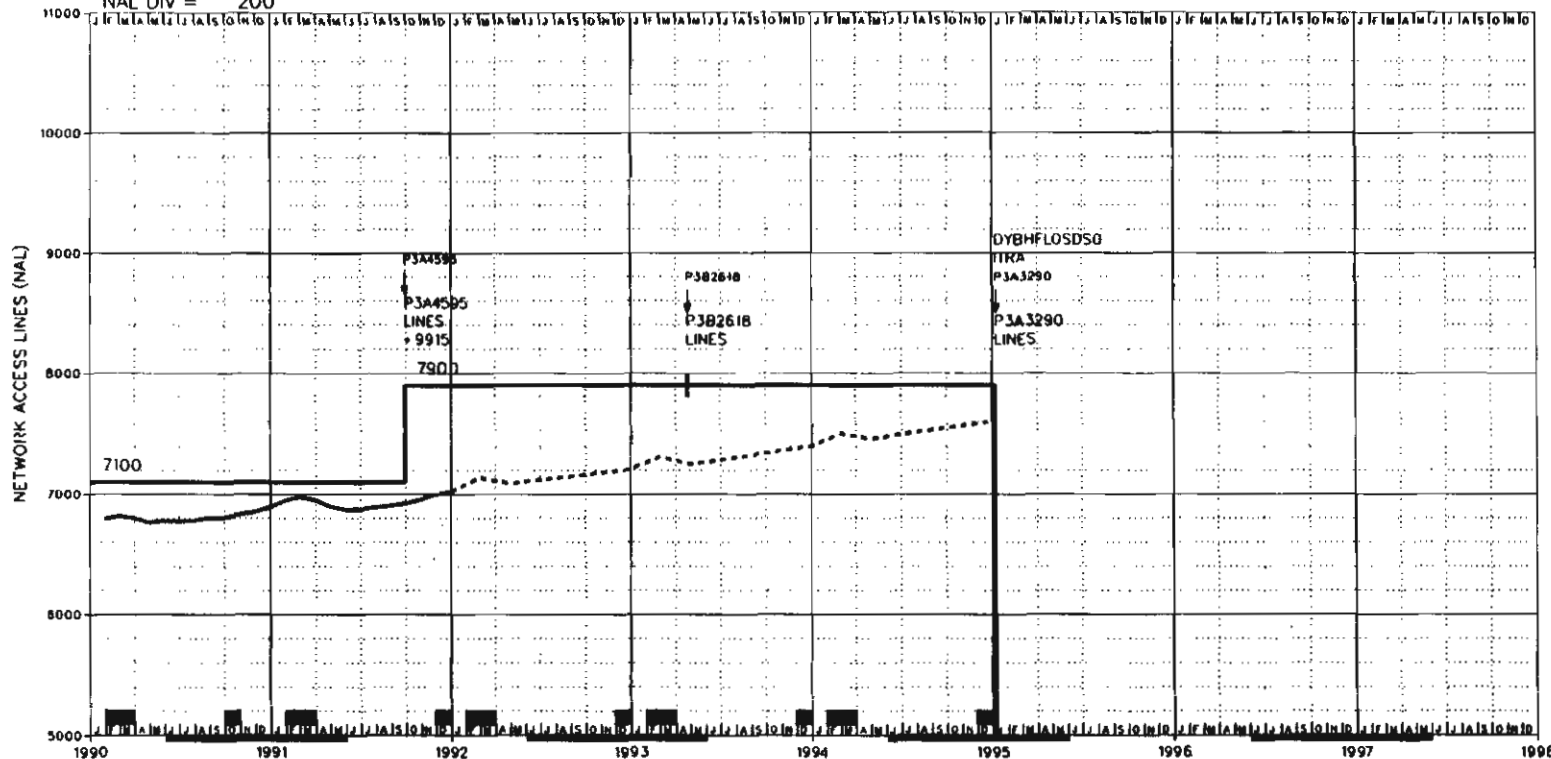
ENTITY: OY8HFLMARS1  
 ENT TERM: 12/05/93

LSOF SYSTEM  
 GRAPHIC PART 8 VERSION 1.00  
 DATABASE: LIVE

DATE: 01/17/92  
 TIME: 20:39:02  
 CHART NO.: 7.4  
 EQ TYPE: RSC

	1990AT1	P3A4547	P3A8359	P3B2047	1994AT	P3B2442
JOB/ROJ/AT	1990AT1	P3A4547	P3A8359	P3B2047	1994AT	P3B2442
EVENT-NUM		EVT1	EVT1	EVT1		EVT1
EVENT-DATE	06/23/90	06/23/90	12/21/90	03/20/92	12/05/93	12/05/93
ROYSO/TDATE	06/23/90	06/23/90	12/21/90	03/20/92	12/05/93	12/05/93
REQSO	**/**/**	06/23/90	06/01/91	05/15/92	**/**/**	12/05/93
CAP EXH.	**/**/**	**/**/**	**/**/**	**/**/**	**/**/**	**/**/**
SHIP DATE	**/**/**	02/23/90	10/05/90	02/07/92	**/**/**	11/01/93
JOB OESC.	ITRA	NE	GA	GA	ITRA	01SP
NAL TRANS	480				-2200	
TRANS ENT	OY8HFLMARS0				OY8HFLMAOSO	
LSEI		NTW	NTW	NTW		NTW
NAL CAP SE		2780 2780	1390 4170	1390 5560		-5560 0
TC		2780 2780	1390 4170	1390 5560		-5560 0
LNS		1120 1120	550 1670	560 2230		-2230 0
NOS		8500 8500	8500 8500	8500 8500		-8500 0
ML		1120 1120	550 1670	560 2230		-2230 0
CNTRX CAP						
INST. NOS		10000 10000	10000 10000	10000 10000		-10000 0
UAY ASSGN		0 0	0 0	0 0		0 0
%FNOS		85.00	85.00	85.00		
INST. LNS		1280 1280	640 1920	640 2560		-2560 0
UAY ASSGN		19 19	10 29	9 38		-38 0
%TOTAL FILL		88.50	88.50	88.50		
LNCAP IN LNS		1120 1120	550 1670	560 2230		-2230 0
SIZING DATE		08/09/89	02/22/90	08/18/91		08/18/91
NDD DUE		08/29/89	04/28/90	12/07/91		02/01/93
TELCO DUE		11/24/89	07/06/90	12/18/91		06/01/93
TURNOVER		04/27/90	12/21/90	03/20/92		12/05/93
GENERIC SVC						
GENERIC						
CONC RATIO		6	6	4		4
ENG LSF						
ENG CCS/NAL		3.91	3.91	3.91		
DESIGN BS						
MRAJ		11.27	16.79	20.53		0.00
PROCESSOR		5000 5000	5000 5000	5000 5000		-5000 0
CAP TRUNK		0 0	0 0	0 0		0 0
DGTL TK UNIT		0	0	0		0
LLN/LT/SM/NM						
LSR/LTS/=/						
LSH/=/L32			0	0		0
TSC/=/TSS/NP			0	0		0
TLN/=/L64			0	0		0
TOT FR5/SHL		3	1	0		
REUSE FR/SHL		3	0	0		
GROSS ADDNS		284	80	60		
EXT JOB DESC		REU JAX/AIRP		M1207 REU		
%CTDIP		8.50	8.50	8.50		
JOB CAT.	N	A	A	A		0

NAL DIV = 200



NOTES:  
9915 MINIMUM SIZE JOB  
3373 JUNCTION CCS/MS (0+1)  
1-18-81.

REASON FOR REISSUE:  
3370 DYBHQS-1776 N  
OCEANSHORES

DATE OF ISSUE: 01/17/92  
EXCHANGE: DAYTONA BEACH  
DATABASE: LIVE  
EQ TYPE: 2BES  
NXX:  
441

BUILDING: DYBHFLS STATE: FL  
LATA: DYBH/456  
COMPANY: SBEL AREA: CEFL  
DIVISION: SWDY DISTRICT DAYT  
EXHAUST: 08/05/94  
CONTACT: FDJAMAL  
NUMBER: CYHADLEY  
EQ ENGINEER: HTGLOVER

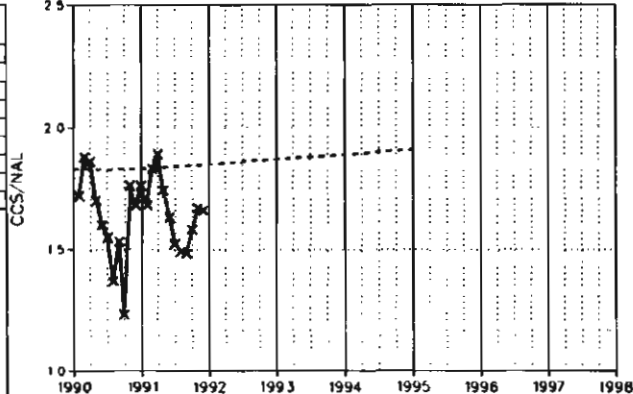
E. A. DATE: 10/17/87  
DIR CLOSE: 11/05/90  
DIR DELIVER: 01/25/91  
NAL FCST: 01/31/91  
CCS FCST: 08/15/91  
ENTITY CUT: 01/18/81  
ENTITY TERM: 01/08/95  
LATEST NAL: 6997  
SWITCH HOST:  
ENTITY: CHART:

DYBHFLS44E 8.1

YEAR	1990	1991	1992	1993	1994	1995	1996	1997	1998
NAL	6730 (A)	6891 (A)	7022 (A)	7209 (F)	7400 (F)	7601 (F)			
LINES	6730	6891	7022	7209	7400	7601			
CCS/NAL	1.83	1.83	1.85	1.87	1.89	1.91			
CCS STATUS	A	A							

NAL/LN RATIO	1.00000	1.00000	1.00000	1.00000	1.00000	1.00000			
--------------	---------	---------	---------	---------	---------	---------	--	--	--

SVC	1990												1991												1992												JOBNUM	RDYSD	REQSD	SHIP
DTS	[Grid of O's]																																				P3A4595	09/29/91	09/29/91	05/23/91
IML	[Grid of O's]																																				P3B2618	04/23/93	04/23/93	03/20/93
%IFFM	[Grid of O's]																																				P3A3290	01/08/95	01/08/95	07/02/94



REPORT: PART B

PAGE: 1 OF 1

BUILDING: DYBH-OCEAN SHORE ENTITY: DYBHFL0S44E

ENT CUT: 01/18/91

ENT TERM: 01/08/95

LSOF SYSTEM  
GRAPHIC PART B VERSION 1.00  
DATABASE: LIVE

DATE: 01/17/92

TIME: 20:39:02

CHART NO.: 8.1

EO TYPE: 2BES

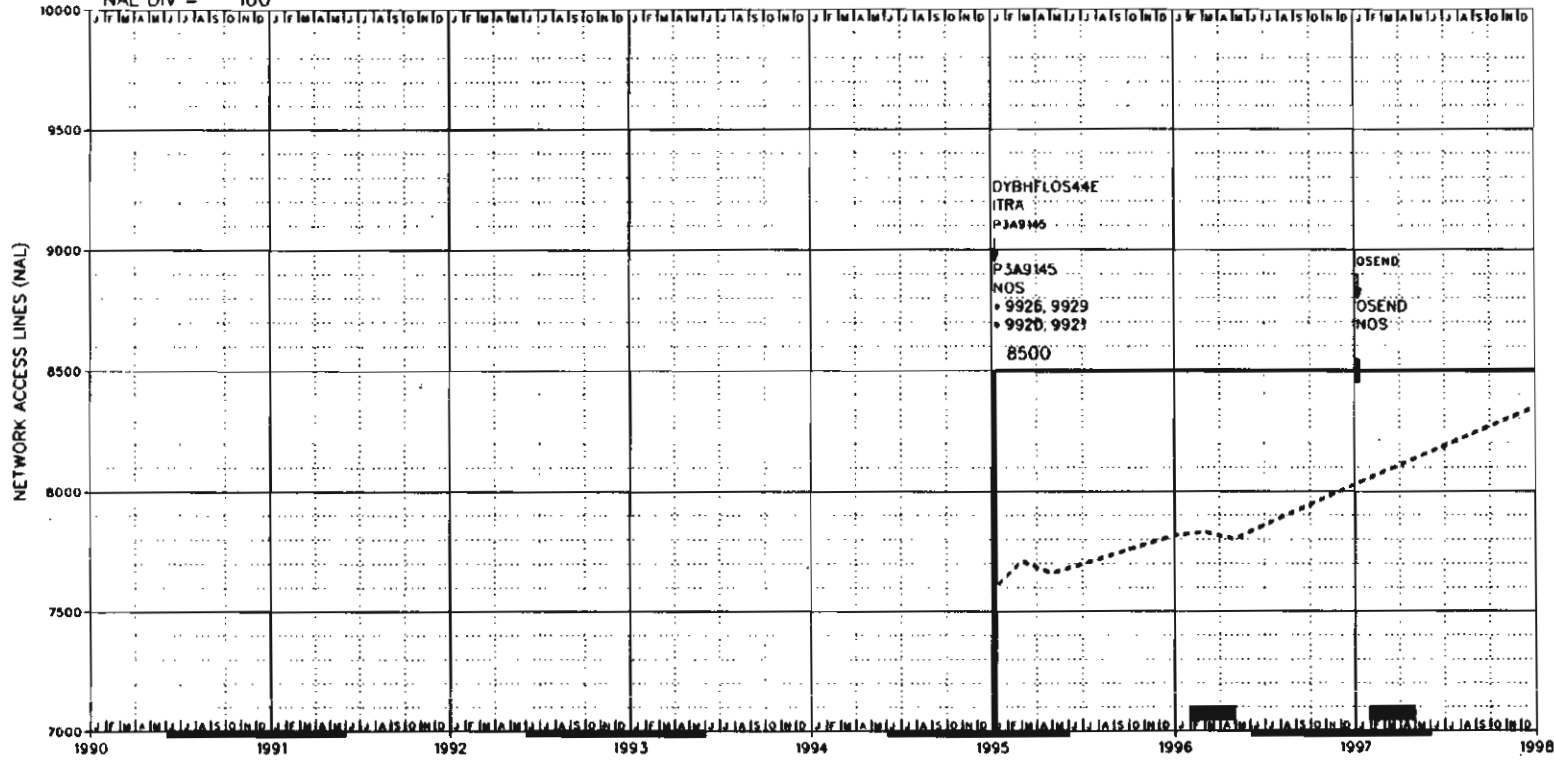
JOB/ROJ/AT	P3A4595	P3B2618	1993AT1	P3A3290
EVENT-NUM	EVT1	EVT1		EVT1
EVENT-DATE	09/29/91	04/25/93	01/08/95	01/08/95
ROYSO/TOATE	09/29/91	04/25/93	01/08/95	01/08/95
REQSD	09/29/91	04/25/93	**/**/**	01/08/95
CAP EXH.	**/**/**	**/**/**	**/**/**	**/**/**
SHIP DATE	05/25/91	03/20/93	**/**/**	07/02/94
JOB DESC.	GA	GEN	ITRA	DISP
NAL TRANS			-7600	
TRANS ENT			DYBHFL0S0S0	
LSEI				
NAL CAP SE	10700	10700		-10700 0
TC	10700	10700		-10700 0
LNS	800 7900	7900		-7900 0
NOS	8300	8300		-8300 0
ML	800 7900	7900		-7900 0
CNTRX CAP	0	0		0
INST. NOS	10000	10000		-10000 0
UAV ASSGN	250	250		-250 0
%FNOS	85.00	85.00		
INST. LNS	1024	10240		-10240 0
UAV ASSGN	154	1536		-1536 0
%TOTAL FILL	90.40	90.40		
LNCAP IN LNS	800 7900	7900		-7900 0
SIZING DATE	09/29/89	10/21/93		
NDC DUE	08/11/90	09/05/92		
TELCO DUE	11/19/90	10/31/92		
TURNOVER	09/29/91	04/25/93		
GENERIC SVC				
GENERIC	28E4	28E4		
CONC RATIO	4:1	4:1		
ENG LSF				
ENG CCS/NAL	1.91	1.91		
DESIGN BS				
MRAJ	39.33	0.00		0.00
PROCESSOR	35700	35700		-35700 0
CAP TRUNK		0		0
DGTL TK UNIT	0	0		0
LLN/LT/SM/NM	1 6	6		-6 0
LSR/LTS/**	2 20	20		
LSH/**/L32	0	0		0
TSC/**/T55/NP	0	0		0
TLN/**/L64	0	0		0
TOT FRS/SHL	3	3		0
REUSE FR/SHL	3	3		0
GROSS AQONS	76	76		0
EXT JOB DESC	GT			015P
%CTOIP	6.60	6.60		

JOB CAT. A

G

0

NAL DIV = 100



NOTES:  
 9920 SSP/800 LOCATION  
 9921 RINGMASTER  
 9926 CCS ACCESS CAPABILITY  
 9929 TOUCHSTAR PHASE I & II

REASON FOR REISSUE:

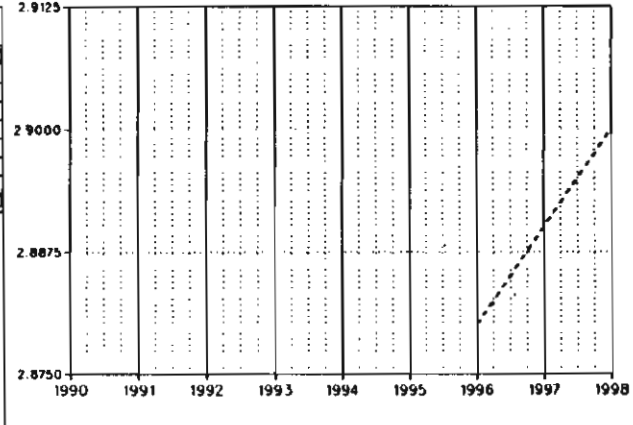
DATE OF ISSUE: 01/17/92  
 EXCHANGE: DAYTONA BEACH  
 DATABASE: LIVE  
 EQ TYPE: DGTL  
 NXX: 441F

BUILDING: DYBHFL05 STATE: FL  
 LATA: DYBH/456  
 COMPANY: SBEL AREA: CEFL  
 DIVISION: SWDY DISTRICT: DAY  
 EXHAUST: 08/05/94  
 CONTACT: FDJAMAL  
 NUMBER: CYHADLEY  
 EQ ENGINEER: HTGLOVER  
 E. A. DATE: 10/17/87  
 DIR CLOSE: 11/05/90  
 DIR DELIVER: 01/25/91  
 NAL FCST: 01/31/91  
 CCS FCST: 08/01/90  
 ENTITY CUT: 01/08/95  
 ENTITY TERM: 01/01/99  
 LATEST NAL  
 SWITCH HOST  
 ENTITY: CHART:  
 DYBHFL05DSO 8.2

YEAR	1990	1991	1992	1993	1994	1995	1996	1997	1998
NAL						(F) 7815	(F) 8029	(F) 8347	(F)
CCS/NAL						0.00	2.88	2.89	2.90
NAL/LN RATIO						1.00000	1.00000	1.00000	
SVC									
DTS									
IML									
%IFFM									

JOBNUM	RDYSO	REQSD	SHIP
P3A9145	01/08/95	01/08/95	01/02/94
OSEND	01/08/97	01/08/97	**/**/**



REPORT: PARTB  
 PAGE: 1 OF 1  
 BUILDING: OY8H-OCEAN SHOREENTITY: OY8HFLOSDSO  
 ENT CUT: 01/08/95 ENT TERM: 01/01/99

LSOF SYSTEM  
 GRAPHIC PART B VERSION 1.00  
 DATABASE: LIVE

DATE: 01/17/92  
 TIME: 20:39:02  
 CHART NO.: 8.2  
 EQ TYPE: DCTL

JOB/ADJ/AT	1998AT2	P3A9145	OSEN0
EVENT-NUM		EVT1	EVT1
EVENT-DATE	01/08/95	01/08/95	01/08/97
ROYSD/TDATE	01/08/95	01/08/95	01/08/97
REOSO	**/**/**	01/08/95	01/08/97
CAP EXH.	**/**/**	**/**/**	**/**/**
SHIP DATE	**/**/**	07/02/94	**/**/**
JOB DESC.	ITRA	REPL	GA
NAL TRANS	7600		
TRANS ENT	OY8HFLOS44E		
LSEI			
NAL CAP SE		11000	11000
TC		11000	11000
LNS		9000	9000
NOS		8500	8500
NL		8500	8500
CNTRX CAP			
INST. NOS		10000	10000
UAV ASSGN			
%FNOS		85.00	85.00
INST. LNS		10560	10560
UAV ASSGN		211	211
%TOTAL FILL		87.33	87.33
LNCAP IN LNS		9000	9000
SIZING DATE		09/27/90	
NOD OUE		11/13/93	
TELCO OUE		02/26/94	
TURNOVER		11/13/94	
GENERIC SVC			
GENERIC		8CS41	BCS41
CONC RATIO			
ENG LSF		2.88	2.88
ENG CCS/NAL			
DESIGN BS			
MRAJ		24.02	0.00
PROCESSOR		11000	11000
CAP TRUNK		60	60
OGTL TK UNIT		0	0
LLN/LT/SM/NM		4	-1
LSR/LTS/**			3
LSH/**/L32		0	0
TSC/**/TSS/NP			
TLN/**/L64		130	130
TOT FRS/SHL			-10
REUSE FR/SHL			120
GROSS ADOONS		1294	128
EXT JOB DESC		REPL	
%CTOIP			

JOB CAT.

1


NOTES:  
 9920 SSP/800 LOCATION  
 9921 RINGMASTER  
 9926 CCS ACCESS CAPABILITY  
 9929 TOUCHSTAR PHASE I & II

REASON FOR REISSUE:


DATE OF ISSUE: 01/17/92  
 EXCHANGE: DAYTONA BEACH  
 DATABASE: LIVE  
 EO TYPE: DGTL  
 ANALOG

BUILDING: DYBH-OCEAN SH  
 SWITCH HOST  
 FCST DATE: 01/31/91  
 LATEST ANAL: -9998998  
 CONTACT: FDJAMAL  
 CONTACT NO.: CYHADLEY  
 EQUIP ENGR: HYGLOVER  
 DIGITAL  
 DLFCST DATE: 01/31/90  
 LATEST DNAL: -9998998  
 LATEST SLC: -9998998  
 LATEST URBN: -9998998  
 LATEST D112: -9998998

ENTITY: DYBHFLSDSO  
 CHART: 8.2



YEAR	1990	1991	1992	1993	1994	1995	1996	1997	1998
NAL						(F) 6336	(F) 6034	(F) 5809	(F) 5809
ANLG LNS						6336	6034	5809	5809
CCS/NAL						0.00	2.88	2.89	2.90
CCS ACTUAL									
NAL/LN RATIO						1.00000	1.00000	1.00000	1.00000



YEAR	1990	1991	1992	1993	1994	1995	1996	1997	1998
NAL						(F) 1479	(F) 1995	(F) 2538	(F) 2538
DGTL CCS/NAL						0.00	2.88	2.89	2.90
CCS ACTUAL									
SLC SYS						20	27	34	34
URBAN SYS									
NAL/LN RATIO						1.00000	1.00000	1.00000	1.00000

REPORT: PARTB

PAGE: 1 OF 1

BUILDING: DY8H-OCEAN SHORENTITY: DY8HFLOSOSO  
ENT CUT: 01/08/95 ENT TERM: 01/01/99

LSOF SYSTEM  
DIGITAL PART B VERSION 1.00  
DATABASE: LIVE

DATE: 01/17/92  
TIME: 20:39:02  
CHART NO.: B.2  
EQ TYPE: OGTL

JOB/ADJ/AT	199BAT2	P3A9145	OSEND
EVENT-NUM		EVT1	EVT1
EVENT-DATE	01/08/95	01/08/95	01/08/97
ROYSO/TOATE	01/08/95	01/08/95	01/08/97
REQSO	###/###/###	01/08/95	01/08/97
CAP EXH.	###/###/###	###/###/###	###/###/###
SHIP DATE	###/###/###	07/02/94	###/###/###
JOB DESC.	ITRA	REPL	GA
TRANS ENT	DY8HFLOS44E		

ANALOG SECTION -----

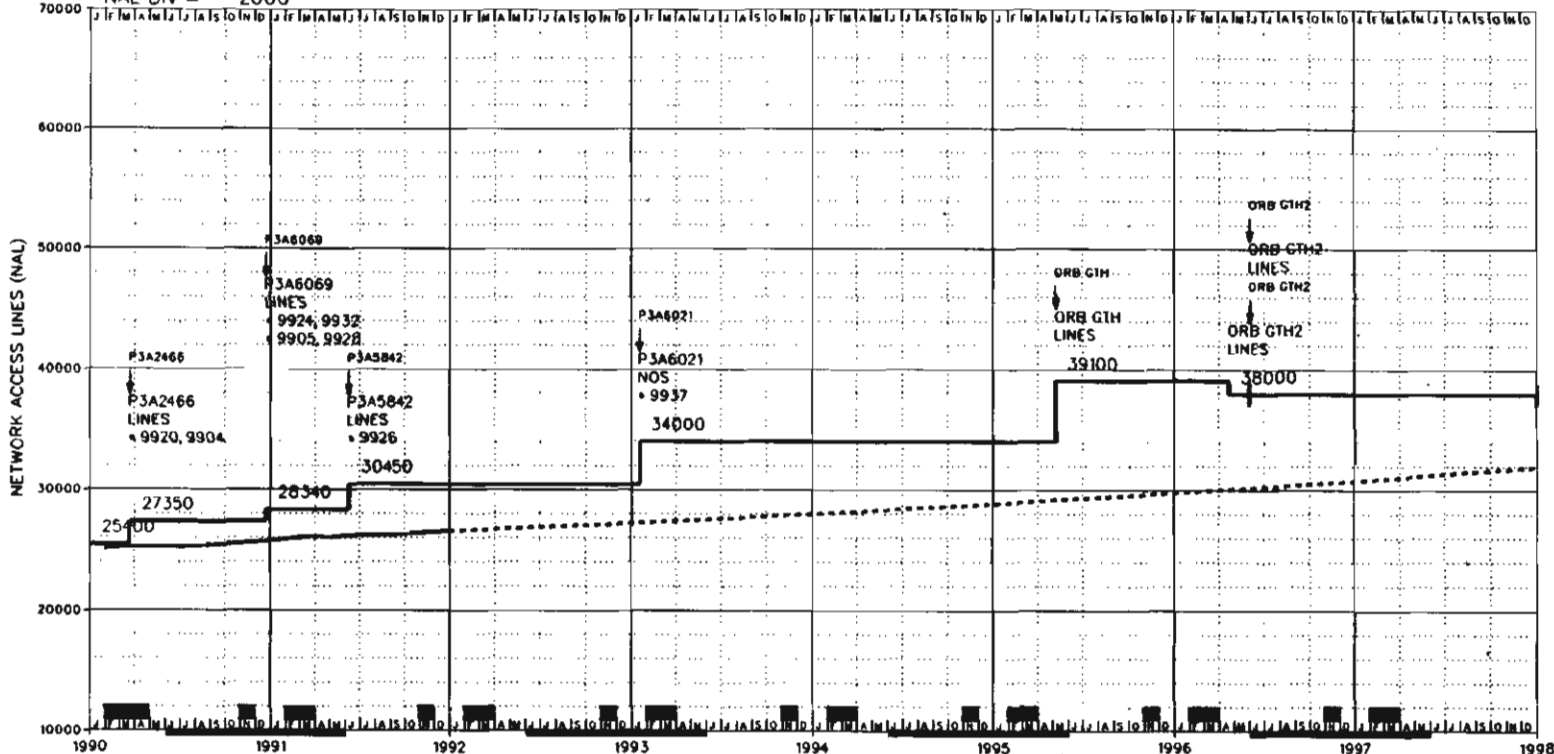
NAL TRANS	6612			
NAL CAP TC		8000	8000	8000
LNS		6800	6800	6800
ML		6800	6800	6800
LINE UNITS		12	12	12
INST. LNS		7680	7680	7680
UAV ASSGN		115	115	115
%FILL		90.40		90.40
ALNCAP LNS		6800	6800	6800
DENG CCS NAL		2.50		2.50
ANLG DEF LNS				
ISON CAP TC				
ISON CAP LNS				
ISON CAP ML				
ISON LN MOD				
ISON INS LNS				
ISON UAV LNS				
ISON %FILL				
ISON ENG CCS				

DIGITAL SECTION -----

NAL TRANS	988			
NAL CAP TC		3000	3000	3000
LNS		2200	2200	2200
ML		2200	2200	2200
LINE UNITS		6	6	6
INST. LNS		2880	2880	2880
UAV ASSGN		96	96	96
%FILL		79.00		79.00
DLNCAP LNS		2200	2200	2200
DENG CCS NAL		2.50		2.50
CAP SLC SYS		29	29	29
ENG SLC MD 1				
ENG SLC MD2				
DEF SLC SYS				
CAP URBN SYS				
DEF URBN SYS				
CAP DMS112				
SLC OLU				
URBAN OLU				



NAL DIV = 2000



- NOTES:  
 9904 CCS7 TRUNK SIGNALING  
 9905 TOUCHSTAR PHASE I  
 9920 SSP/800 LOCATION  
 9924 TOUCHSTAR PHASE II  
 9926 CCS ACCESS CAPABILITY  
 9928 ONA REQUIREMENTS  
 9932 100% AMA RECORDING  
 9937 CARRIER IDENT. CODE (CIC) EXPAN. (FG B)  
 3088 EXTREME VALUE ENGINEERING.

REASON FOR REISSUE:  
 3281 DYBHOB-22 S RIDGEWOOD AV

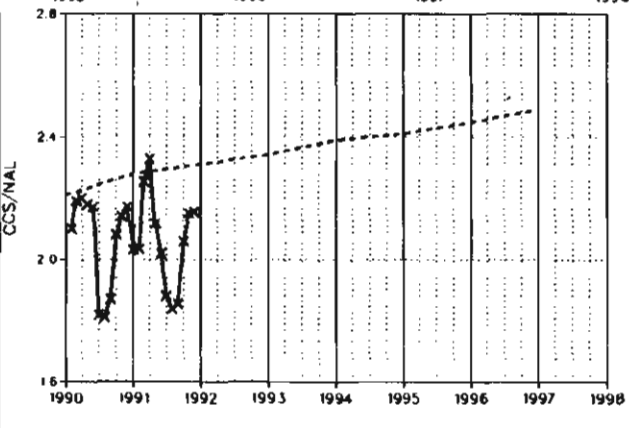
DATE OF ISSUE: 01/17/92  
 EXCHANGE: DAYTONA BEACH  
 DATABASE: LIVE  
 EQ TYPE: D100  
 NXX: 672 673 676 677

BUILDING: DYBH.FLOB STATE: FL  
 LATA: DYBH/456  
 COMPANY: SBEL AREA: CEFL  
 DIVISION: SWDY DISTRICT: DAYT  
 EXHAUST: \*\*/\*\*/\*\*  
 CONTACT: EAGONZALEZ  
 NUMBER: SHPICKETT  
 EQ ENGINEER: HITCLOVER

E. A. DATE 02/20/88  
 DIR CLOSE 11/05/90  
 DIR DELIVER 01/25/91  
 NAL FCST 01/31/91  
 CCS FCST 08/15/91  
 ENTITY CUT 02/20/88  
 ENTITY TERM 01/01/07  
 LATEST NAL 26480  
 SWITCH HOST

ENTITY: CHART:  
 DYBHFLOBDSO 9.0

YEAR	1990	1991	1992	1993	1994	1995	1996	1997	1998
NAL	24945 (A)	25705 (A)	26537 (A)	27205 (F)	27991 (F)	28842 (F)	29768 (F)	30760 (F)	31966 (F)
LINES	24945	25705	26537	27205	27991	28842	29768	30760	31966
CCS/NAL	2.21	2.28	2.31	2.34	2.39	2.41	2.45	2.49	0.00
CCS STATUS	A	A							
NAL/LN RATIO	1.00000	1.00000	1.00000	1.00000	1.00000	1.00000	1.00000	1.00000	1.00000
SVC	1990	1991	1992						
DTS									
IML									
%IFFM									
JOBNUM	P3A2466	P3A8069	P3A5842	P3A6021	ORB GTH	ORB GTH2	ORB GTH2	ORB EN0	
RDYSD	03/23/90	12/23/90	06/09/91	01/17/93	05/07/93	04/21/96	06/02/96	06/07/98	
REQSD	03/23/90	12/23/90	06/09/91	01/17/93	05/07/93	06/02/96	05/02/96	06/07/98	
SHIP	10/21/89	09/21/90	03/15/91	09/25/92	01/06/95	**/**/**	**/**/**	**/**/**	



REPORT: PARTB

PAGE: 1 OF 2

BUILDING: OY8H-ORMOND BEACH ENTITY: OY8HFLO8DSO

ENT CUT: 02/20/88

ENT TERM: 01/01/07

LSOF SYSTEM  
GRAPHIC PART B VERSION 1.00  
DATABASE: LIVE

DATE: 01/17/92

TIME: 20:39:02

CHART NO.: 9.0

EQ TYPE: 0100

JOB/NOJ/AT	P3A2466	P3A6069	P3AS842	P3A6021	ORB GTH	ORB GTH2
EVENT-NUM	EVT1	EVT1	EVT1	EVT1	EVT1	EVT1
EVENT-DATE	03/23/90	12/23/90	06/09/91	01/17/93	05/07/95	04/21/96
ROYSO/TOATE	03/23/90	12/23/90	06/09/91	01/17/93	05/07/95	06/02/96
REQSD	03/23/90	12/23/90	06/09/91	01/17/93	05/07/95	06/02/96
CAP EXH.	##/##/##	##/##/##	##/##/##	##/##/##	##/##/##	##/##/##
SHIP DATE	10/27/89	09/21/90	03/15/91	09/25/92	01/06/95	##/##/##
JOB DESC.	GA	GA	GA	GA	GA	DIS
NAL TRANS						
TRANS ENT						
LSE1	OTR	NTW	NTW	NTW	NTW	NTW
NAL CAP SE	30500 95600	42300 137900	137900	121100 259000	72200 331200	-600 330600
TC	9800 95000	41900 137900	137900	121100 259000	72200 331200	-600 330600
LNS	1950 27350	990 28340	2110 30450	3900 34350	4750 39100	-1100 38000
NOS	34000	34000	34000	34000	8500 42500	42500
ML	1950 27350	990 28340	2110 30450	3550 34000	5100 39100	-1100 38000
CNTRX CAP	140	140	140	140	140	140
INST. NOS	40000	40000	40000	40000	10000 50000	50000
UAV ASSGN	0	0	0	0	0	0
%FNOS	85.00	85.00	85.00	85.00	85.00	85.00
INST. LNS	3392 38592	3264 41856	9264 51120	4320 55440	5760 61200	-1280 59920
UAV ASSGN	19 528	528	528	528	528	-19 509
%TOTAL FILL	71.94	68.66	60.25	62.62	64.50	63.99
LNCAP IN LNS	1950 27350	990 28340	2110 30450	3900 34350	4750 39100	-1100 38000
SIZING DATE	03/08/89	02/26/90	02/26/90	08/19/91	08/19/91	
NOO DUE	04/22/89	03/10/90	06/02/90	02/08/92	05/21/94	
TELCO DUE	07/28/89	06/22/90	11/02/90	05/22/92	09/02/94	
TURNOVER	03/23/90	12/21/90	06/07/91	01/15/93	05/05/95	
GENERIC SVC						
GENERIC	BCS-29	BCS-30	BCS-31	BCS-33	BCS-37	BCS-39
CONC RATIO	3	3	3	3		
ENG LSF						
ENG CCS/NAL	2.63	2.63	2.63	2.67		
DESIGN BS	90					
TRAJ	9.03	5.52	19.32	27.60	12.88	25.53
PROCESSOR	36600 87900	-27900 60000	60000	10000 70000	30000 100000	100000
CAP TRUNK	100	100	100	20 120	20 140	140
DCTL TK UNIT	0	0	1	0	0	0
LLN/LI/SM/NM	S	S	1	1	7	7
LSR/LTS/##/##			6	0	0	0
LSH/##/##/L32	0	0	0	0	0	0
TSC/##/##/ISS/NP	62 318	318	61 379	32 411	31 442	-6 436
ILN/##/##/L64	20 450	450	450	450	450	-20 430
TOT FRG/SHL	3	0	5	4	5	5
REUSE FR/SHL	0	0	0	0	0	0
GROSS ADDNS	834	331	461	608	396	0
EXT JOB OESC	GT/ECORE	GEN		TRUNKS		
%CTDIP	6.40	6.40	6.40	6.40	6.40	
JOB CAT.	A	A	A	A	A	0

REPORT: PARTB

PAGE: 2 OF 2

BUILDING: DYBH-ORMOND BEACH ENTITY: OYBHFLOBOSO

ENT CUT: 02/20/88

ENT TERM: 01/01/07

LSOF SYSTEM  
GRAPHIC PART B VERSION 1.00  
DATABASE: LIVE

DATE: 01/17/92

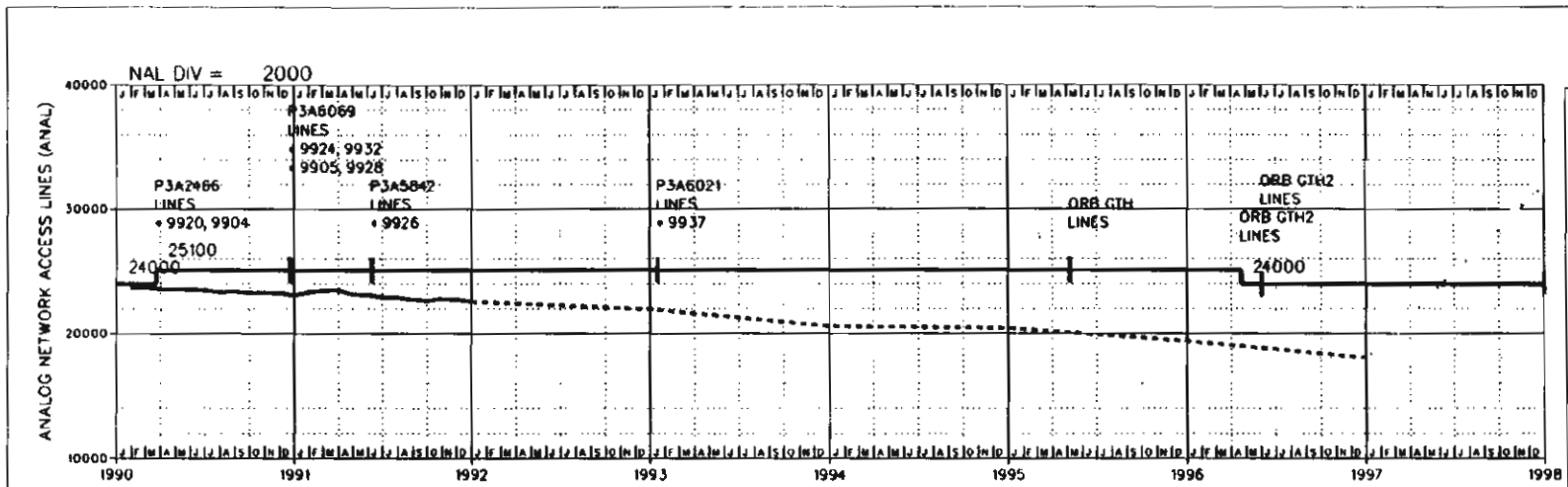
TIME: 20:39:02

CHART NO.: 9.0

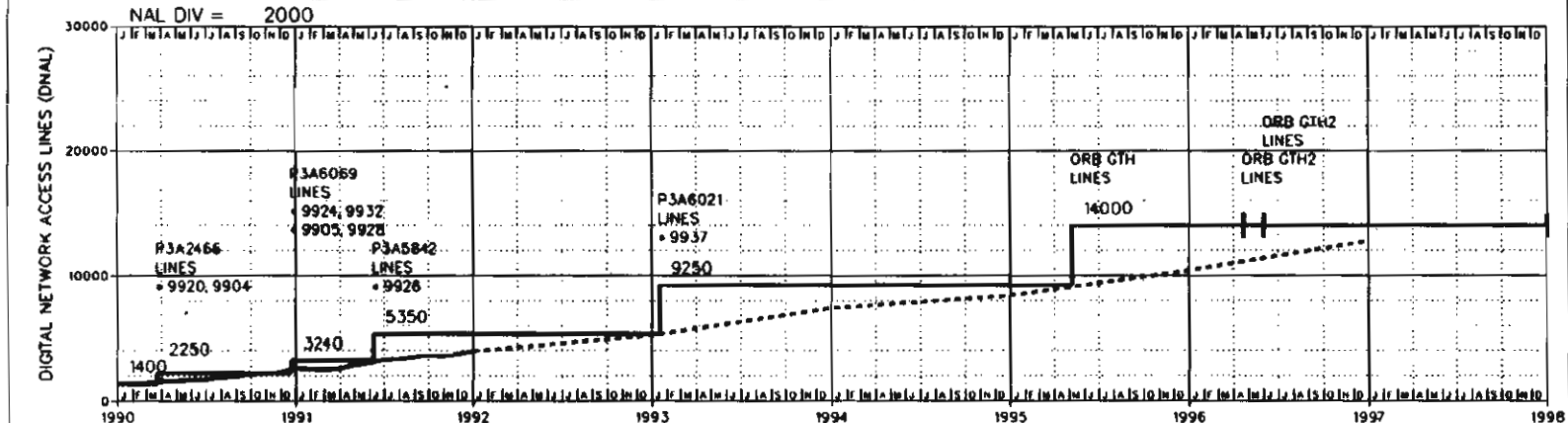
EQ TYPE: 0100

JOB/AOJ/AT	ORB GTH2		ORB END	
EVENT-NUM	EVT2		EVT1	
EVENT-DATE	06/02/96		06/07/98	
ROYSO/TOATE	06/02/96		06/07/98	
REOSO	06/02/96		06/07/98	
CAP EXH.	##/##/##		##/##/##	
SHIP DATE	##/##/##		##/##/##	
JOB OESC.	GA			
NAL TRANS				
TRANS ENT				
LSEI	NTW		NTW	
NAL CAP SE		330600		330600
TC		330600		330600
LNS		38000		38000
NOS		42500		42500
ML		38000		38000
CNTRX CAP		140		140
INST. NOS		50000		50000
UAV ASSGN		0		0
%FNOS	85.00		85.00	
INST. LNS		59920		59920
UAV ASSGN		509		509
%TOTAL FILL	63.99		63.99	
LNCAP IN LNS		38000		38000
SIZING DATE				
NOD QUE				
TELCO QUE				
TURNOVER				
GENERIC SVC				
GENERIC	BCS-39		BCS-41	
CONC RATIO				
ENG LSF				
ENG CCS/NAL				
DESIGN BS				
MRAJ	24.15		0.00	
PROCESSOR		100000		100000
CAP TRUNK		140		140
OGTL TK UNIT				
LLN/LT/SM/NM I		8		8
LSR/LTS/##/##				
LSH/##/##/L32		0		0
TSC/##/##/NP 12		448		448
TLN/##/##/L64		430		430
TOT FR/SHL 7			0	
REUSE FR/SHL 0			0	
GROSS ADDNS 200			0	
EXT JOB DESC				
%CTOIP				

JOB CAT. A



YEAR	1990	1991	1992	1993	1994	1995	1996	1997	1998
NAL	23590 (A)	23079 (A)	22587 (A)	21956 (F)	20577 (F)	20438 (F)	19368 (F)	18011 (F)	31966 (F)
ANLG LNS	23590	23079	22587	21956	20577	20438	19368	18011	31966
CCS/NAL	2.23	2.23	2.24	2.25	2.26	2.27	2.28	2.29	0.00
ACCS ACTUAL	A	A							
NAL/LN RATIO	1.00000	1.00000	1.00000	1.00000	1.00000	1.00000	1.00000	1.00000	1.00000



YEAR	1990	1991	1992	1993	1994	1995	1996	1997	1998
NAL	1355 (A)	2626 (A)	3950 (A)	5249 (F)	7414 (F)	8404 (F)	10400 (F)	12749 (F)	
DNAL	1355	2626	3950	5249	7414	8404	10400	12749	
CCS/NAL	1.88	2.71	2.72	2.73	2.74	2.75	2.76	2.77	0.00
CCS ACTUAL	A	A							
SLC SYS	19	33	32	93	117	125	157	182	
LRB-N SYS	0	7	9	15	17	19	21	22	
NAL/LN RATIO	1.00000	1.00000	1.00000	1.00000	1.00000	1.00000	1.00000	1.00000	

NOTES:  
 9904 CCS7 TRUNK SIGNALING  
 9905 TOUCHSTAR PHASE I  
 9920 SSP/800 LOCATION  
 9924 TOUCHSTAR PHASE II  
 9926 CCS ACCESS CAPABILITY  
 9928 ONA REQUIREMENTS  
 9932 100% AMA RECORDING  
 9937 CARRIER IDENT. CODE (CIC) EXPLAN. (FG B)  
 3088 EXTREME VALUE ENGINEERING.

REASON FOR REISSUE:  
 3281 DYBHOB-22 S RIDGEWOOD A

DATE OF ISSUE: 01/17/92  
 EXCHANGE: DAYTONA BEACH  
 DATABASE: LIVE  
 EQ TYPE: D100  
 ANALOG

BUILDING: DYBH-ORMOND B  
 SWITCH HOST  
 FCST DATE: 01/31/91  
 LATEST ANAL: 22772  
 CONTACT: EAGONZALEZ  
 CONTACT NO.: SHPICKETT  
 EQUIP EMGR: HTGLOVER

DIGITAL  
 OLCFCST DATE: 08/12/91  
 LATEST DNAL: 3708  
 LATEST SLC: 32  
 LATEST URBN: 9  
 LATEST O112: 0

ENTITY: CHART:  
 DYBHFLOBDSO 9.0

REPORT: PART B  
 PAGE: 1 OF 2  
 BUILDING: DY8H-ORMOND BEACH ENTITY: DY8HFL08050  
 ENT CUT: 02/20/88 ENT TERM: 01/01/07

LSDP SYSTEM  
 DIGITAL PART B VERSION 1.00  
 DATABASE: LIVE

DATE: 01/17/92  
 TIME: 20:39:02  
 CHART NO.: 9.0  
 EQ TYPE: 0100

JOB/ROJ/AT	P3A2466	P3A6069	P3A5842	P3A6021	ORB GTH	ORB GTH2
EVENT-NUM	EVT1	EVT1	EVT1	EVT1	EVT1	EVT1
EVENT-DATE	03/23/90	12/23/90	06/09/91	01/17/93	05/07/95	04/21/96
ROYSO/TORATE	03/23/90	12/23/90	06/09/91	01/17/93	05/07/95	06/02/96
REQSO	03/23/90	12/23/90	06/09/91	01/17/93	05/07/95	06/02/96
CAP EXH.	**/**/**	**/**/**	**/**/**	**/**/**	**/**/**	**/**/**
SHIP DATE	10/27/89	09/21/90	03/15/91	09/25/92	01/06/95	**/**/**
JOB QESC.	GA	GA	GA	GA	GA	015
TRANS ENT						

ANALOG SECTION -----

NAL TRANS										
NAL CAP TC	49200	49200	49200	49200	49200	49200	49200	-600	48600	
LNS	25100	25100	25100	25100	25100	25100	25100	-1100	24000	
ML	25100	25100	25100	25100	25100	25100	25100	-1100	24000	
LINE UNITS		45	45	45	45	45	45		43	
INST. LNS	28800	28800	28800	28800	28800	28800	28800	-1280	27520	
URV ASSGN	432	432	432	432	432	432	432	-19	413	
%FILL	88.60		88.60	88.60	88.60	88.60	88.60		88.60	
ALNCAP LNS	25100	25100	25100	25100	25100	25100	25100	-1100	24000	
RENG CCS NAL	2.32		2.32	2.25	2.27	2.28	2.28		2.28	
ANLG DEF LNS		0	0			0				
ISDN CAP TC		0	0			0				
ISDN CAP LNS		0	0			0				
ISDN CAP ML		0	0			0				
ISDN LN MOD		0	0			0				
ISDN INS LNS										
ISDN URV LNS										
ISDN %FILL										
ISDN ENG CCS										

DIGITAL SECTION -----

NAL TRANS											
NAL CAP TC	46800	46800	41900	88700		88700	121100	209800	72200	282000	282000
LNS	2250	2250	990	3240	2110	5350	3900	9250	4750	14000	14000
ML	2250	2250	990	3240	2110	5350	3900	9250	4750	14000	14000
LINE UNITS		12		16		24		33		45	45
INST. LNS	9792	9792	3264	13056	9264	22320	4320	26640	5760	32400	32400
URV ASSGN	96	96		96		96		96		96	96
%FILL	23.21		25.00		24.07		34.85		43.34		43.34
OLNCAP LNS	2250	2250	990	3240	2110	5350	3900	9250	4750	14000	14000
DENG CCS NAL	1.57		1.91		2.73		2.75		2.76		2.77
CAP SLC SYS		35	12	47	47	94	45	139	60	199	199
ENG SLC MD 1											
ENG SLC MD2											
DEF SLC SYS		0		0		0		0		0	0
CAP URBN SYS 4		12	4	16	9	25		25		25	25
DEF URBN SYS		0		0		0		0		0	0
CAP OMS112											
SLC DLU					19	19	9	28	11	39	39
URBAN DLU					5	5	5	5	1	6	6

REPORT: PARTB

PAGE: 2 OF 2

BUILDING: OYBH-ORMOND BEACHCITY: OYBHFLO80SO

ENT CUT: 02/20/88

ENT TERM: 01/01/07

LSOF SYSTEM  
DIGITAL PART B VERSION 1.00  
DATABASE: LIVE

DATE: 01/17/92

TIME: 20:39:02

CHART NO.: 9.0

EQ TYPE: 0100

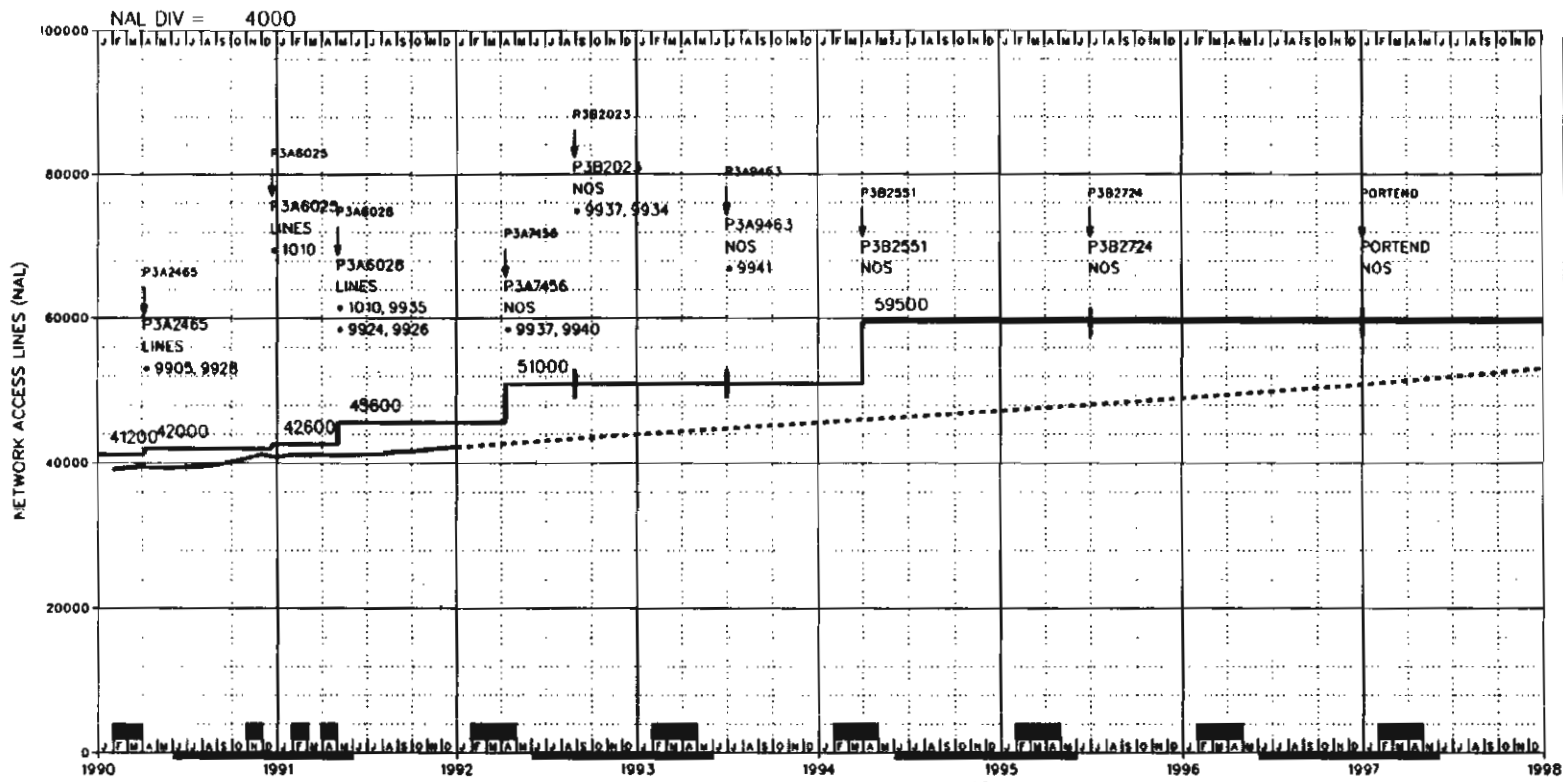
JOB/ADJ/AT	ORB GTH2	ORB END
EVENT-NUM	EVT2	EVT1
EVENT-DATE	06/02/96	06/07/98
ROYSO/TDATE	06/02/96	06/07/98
REQSO	06/02/96	06/07/98
CAP EXH.	##/##/##	##/##/##
SHIP DATE	##/##/##	##/##/##
JOB DESC.	CA	
TRANS ENT		

ANALOG SECTION -----

NAL TRANS			
NAL CAP TC		48600	48600
LNS		24000	24000
ML		24000	24000
LINE UNITS		43	43
INST. LNS		27520	27520
UAV ASSCN		413	413
%FILL	88.60		88.60
ALNCAP LNS		24000	24000
AENG CCS NAL	2.29		2.29
ANLC DEF LNS			
ISON CAP TC			
ISON CAP LNS			
ISON CAP ML			
ISON LN MOD			
ISON INS LNS			
ISON UAV LNS			
ISON %FILL			
ISON ENG CCS			

DIGITAL SECTION -----

NAL TRANS			
NAL CAP TC		282000	282000
LNS		14000	14000
ML		14000	14000
LINE UNITS		45	45
INST. LNS		32400	32400
UAV ASSCN		96	96
%FILL	43.34		43.34
DLNCAP LNS		14000	14000
DENG CCS NAL	2.77		2.78
CAP SLC SYS		199	199
ENG SLC MD 1			
ENG SLC MD 2			
DEF SLC SYS		0	0
CAP URBAN SYS		25	25
DEF URBAN SYS		0	0
CAP OMS112			
SLC OLU		39	39
URBAN OLU		6	6



NOTES:

- 1010 GENERIC RETROFIT
- 9905 TOUCHSTAR PHASE I
- 9924 TOUCHSTAR PHASE II
- 9926 CCS ACCESS CAPABILITY
- 9928 ONA REQUIREMENTS
- 9934 ADVANCED INTELLIGENT NTWK (AIN) - REL. 0
- 9935 1+ COIN EQUAL ACCESS
- 9937 CARRIER IDENT. CODE (CIC) EXPAN. (FG B)
- 9940 CALL FWD-DONT-ANSWER AFTER CALL WAITING
- 9941 CALLING NAME DELIVERY

REASON FOR REISSUE:  
3299 DYBHP0-829 ORANGE AVENUE

DATE OF ISSUE: 01/17/92  
 EXCHANGE: DAYTONA BEACH  
 DATABASE: LIVE  
 EO TYPE: D1/2  
 NXX:  
 322 371X 756 760 761 767 788

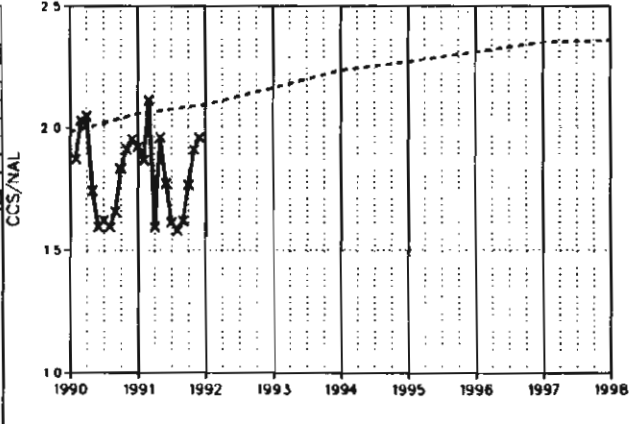
BUILDING: DYBFLPO STATE: FL  
 LATA: DYBH/456  
 COMPANY: SBEL AREA: CEFL  
 DIVISION: SWDY DISTRICT: DAY  
 EXHAUST: \*\*/00/00  
 CONTACT: JMGRAHAM  
 NUMBER: DJCHOJN  
 EQ ENGINEER: C LEROY

E. A. DATE: 08/12/85  
 DIR CLOSE: 11/05/91  
 DIR DELIVER: 01/24/92  
 NAL FCST: 06/15/91  
 CCS FCST: 08/15/91  
 ENTITY CUT: 06/23/85  
 ENTITY TERM: 01/01/06  
 LATEST NAL: 42073  
 SWITCH HOST

ENTITY: CHART:  
 DYBFLPODS0 10.0

YEAR	1990	1991	1992	1993	1994	1995	1996	1997	1998
NAL	38881(A)	40835(A)	42205(A)	43983(F)	45592(F)	47206(F)	48966(F)	50844(F)	53079(F)
LINES	38881	40835	42205	43983	45592	47206	48966	50844	53079
CCS/NAL	1.98	2.06	2.10	2.16	2.24	2.27	2.31	2.35	2.36
CCS STATUS	A	A							

NAL/LN RATIO		1.00000	1.00000	1.00000	1.00000	1.00000	1.00000	1.00000	1.00000
SVC.	1990	1991	1992	JOBNUM RDYSD REQSO SHIP					
DTS	□□□□□□□□□□	□□□□□□□□□□	□□□□□□□□□□	P3A2465	04/06/90	04/06/90	11/17/89		
				P3A8025	12/21/90	12/21/90	09/21/90		
				P3A8028	05/03/91	05/03/91	03/15/91		
				P3A7456	04/10/92	04/10/92	01/17/92		
IML				P3B2023	08/28/92	08/28/92	06/05/92		
				P3A9463	07/01/93	07/01/93	03/01/93		
				P3B2551	04/01/94	04/01/94	02/01/94		
%IFFM				P3B2724	07/01/95	07/01/95	03/01/95		



REPORT: PARTB

PAGE: 1 OF 2

BUILDING: OY8H-PORT ORANGE ENTITY: OY8MFLP0050

ENT CUT: 06/23/85

ENT TERM: 01/01/06

LSDP SYSTEM  
GRAPHIC PART B VERSION 1.00  
DATABASE: LIVE

DATE: 01/17/92

TIME: 20:39:02

CHART NO.: 10.0

EO TYPE: 01/2

JOB/AOJ/AT	P3A2465	P3A6025	P3A6028	P3A7456	P3B2023	P3A9463
EVENT-NUM	EVT1	EVT1	EVT1	EVT1	EVT1	EVT1
EVENT-DATE	04/06/90	12/21/90	05/03/91	04/10/92	08/28/92	07/01/93
ROYSO/TOARTE	04/06/90	12/21/90	05/03/91	04/10/92	08/28/92	07/01/93
REOSO	04/06/90	12/21/90	05/03/91	04/10/92	08/28/92	07/01/93
CAP EXH.	##/##/##	##/##/##	##/##/##	##/##/##	##/##/##	##/##/##
SHIP DATE	11/17/89	09/21/90	03/15/91	01/17/92	06/05/92	03/01/93
JOB DESC.	GA	GA	GA	GA	SOFTWARE	SOFTWARE
NAL TRANS						
TRANS ENT						
LSEI	DR	DR	OR	DR	OR	OR
NAL CAP SE						
TC	-1600	90000	90000	7300	90000	90000
LNS	800	100500	100500	11400	107800	107800
NDS		42000	42600		57000	57000
ML	800	51000	51000	5400	51000	51000
		42000	42600		51000	51000
CNTRX CAP	0	0	0	0	0	0
INST. NOS	60000	60000	60000	60000	60000	60000
URV ASSGN	0	0	0	0	0	0
%FNOS	85.00	85.00	85.00	85.00	85.00	85.00
INST. LNS	2640	61248	2256	4656	78240	78240
URV ASSGN	-2688	822	822	10080	822	822
%TOTAL FILL	69.47	67.82	67.82	73.53	73.53	73.53
LNCAP IN LNS	800	42000	600	3000	57000	57000
SIZING DATE	02/23/89	08/03/90	08/30/90	02/22/91	08/18/91	08/18/91
NOD DUE	05/27/89	03/17/90	07/14/90	05/22/91	01/04/92	09/01/92
TELCO DUE	08/26/89	06/01/90	10/04/90	10/11/91	03/13/92	12/01/92
TURNOVER	04/21/90	12/21/90	05/03/91	04/10/92	08/28/92	07/01/93
GENERIC SVC						
GENERIC	BCS-29	BCS-31	BCS-31	BCS-33	BCS-34	BCS-36
CONC RATIO	3	3	3	3	3	3
ENG LSF						
ENG CCS/NAL	1.95	1.95	1.95	2.04	2.04	2.04
DESIGN B5						
MRAJ	8.51	4.37	11.27	23.69	0.00	0.00
PROCESSOR		100000	100000	100000	100000	100000
CAP TRUNK	120	540	540	540	540	540
OCTL TK UNIT	6	0	0	0	0	0
LLN/LT/SM/NM	9	9	9	9	9	9
LSR/LTS/##		0	0	0	0	0
LSH/##/L32	1120	1120	1120	1120	1120	1120
TSC/##/TSS/NP	576	576	576	576	576	576
TLN/##/L64	70	70	70	70	70	70
TOT FRS/SHL	7	0	1	12	0	0
REUSE FR/SHL	0	0	0	0	0	0
GROSS ADDNS	931	374	409	1238	0	0
EXT JOB DESC	MULT PP	IC-CC/100% A	760 MB/LPP.T	GATING	CIC EXP	OPR SVC
%CTDIP	8.50	8.50	8.50	8.50	8.50	8.50

JOB CAT. A

A

A

A

G

G



REPORT: PARTB

PAGE: 2 OF 2

BUILDING: DYBH-PORT ORANGE ENTITY: OYBHFLPODSO  
ENT CUT: 06/23/85 ENT TERM: 01/01/06

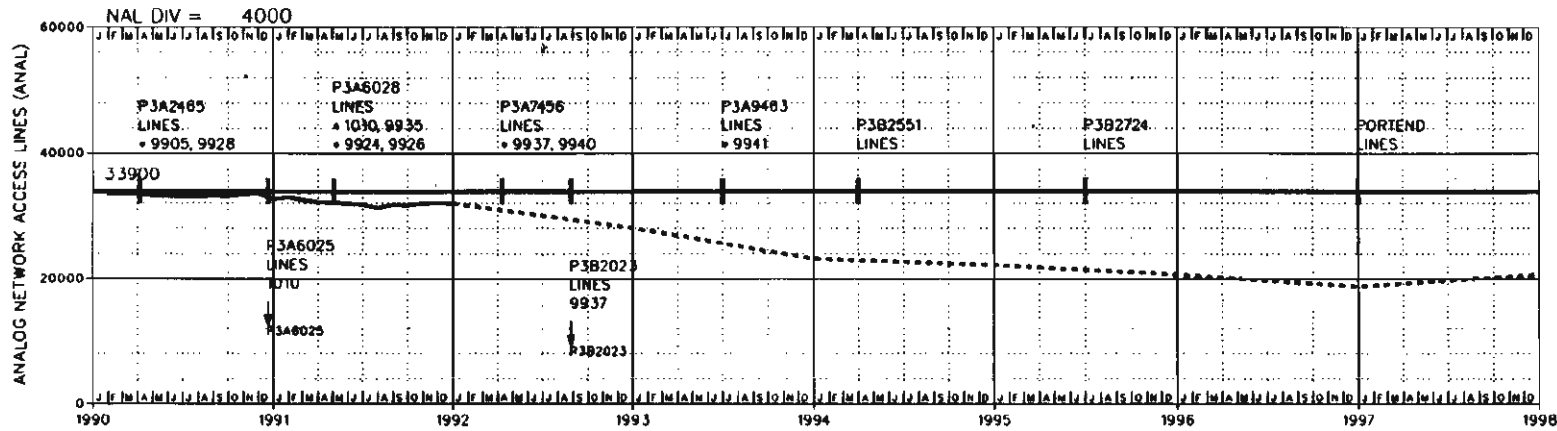
LSOF SYSTEM  
GRAPHIC PART B VERSION 1.00  
DATABASE: LIVE

DATE: 01/17/92  
TIME: 20:39:02  
CHART NO.: 10.0  
EQ TYPE: 01/2

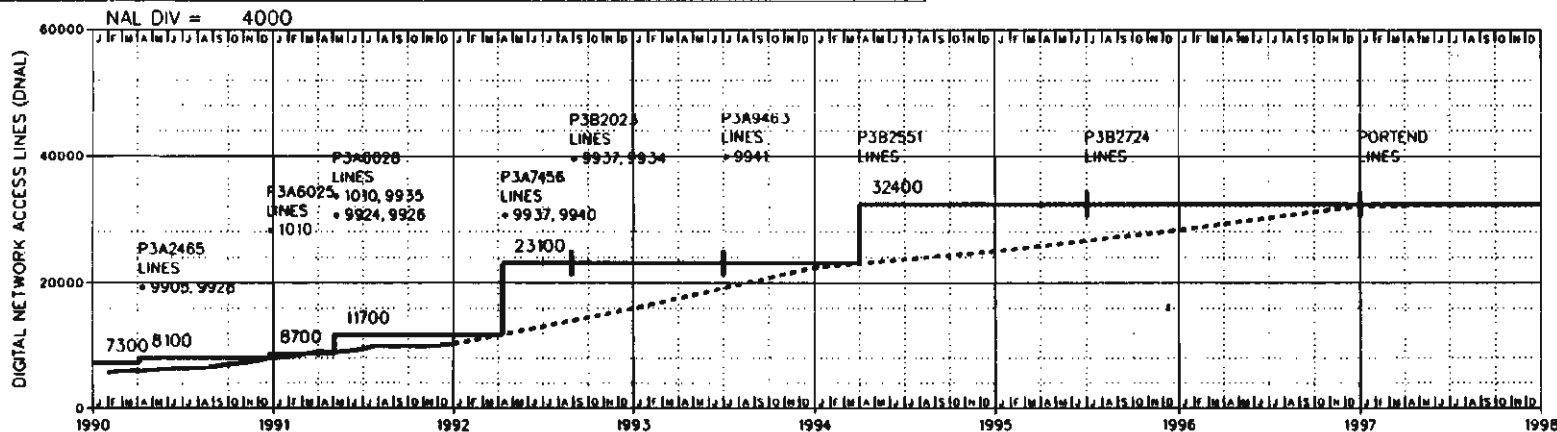
JOB/ADJ/AT	P382551		P382724		PORTENO
EVENT-NUM	EVT1		EVT1		EVT1
EVENT-DATE	04/01/94		07/01/95		01/01/97
ROYSD/TDATE	04/01/94		07/01/95		01/01/97
REQSD	04/01/94		07/01/95		01/01/97
CAP EXH.	##/##/##		##/##/##		##/##/##
SHIP DATE	02/01/94		03/01/95		##/##/##
JOB OESC.	GA		SOFTWARE		END JOB
NAL TRANS					
TRANS ENT					
LSEI	DR		DR		
NAL CAP SE		90000		90000	90000
TC	10400	118200		118200	118200
LNS	9300	66300		66300	66300
NOS	8500	59500		59500	59500
ML	8500	59500		59500	59500
CNTRX CAP		0		0	0
INST. NOS	10000	70000		70000	70000
UAV ASSGN		0		0	0
%FNDS	85.00		85.00		
INST. LNS	9120	87360		87360	87360
UAV ASSGN		822		822	822
%TOTAL FILL	76.55		76.55		76.55
LNCAP IN LNS	9300	66300		66300	66300
SIZING DATE	08/18/91		11/01/91		
NOO DUE	04/01/93		08/01/94		
TELCO DUE	08/01/93		12/01/94		
TURNOVER	04/01/94		07/01/95		
GENERIC SVC					
GENERIC	BCS-38		BCS-40		
CONC RATIO	3		3		
ENG LSF					
ENG CCS/NAL	2.04		2.04		
DESIGN BS					
MRAJ	33.05		0.00		0.00
PROCESSOR		100000		100000	100000
CAP TRUNK	40	580		580	580
OCTL TK UNIT	4			0	
LLN/LT/SM/NM	1	10		10	-10
LSR/LTS/##					0
LSH/##/L32		1120		1120	0
TSC/##/TSS/NP		576		576	-576
TLN/##/L64		70		70	-70
TOT FRG/SHL	7		0		
REUSE FR/SHL	0		0		
GROSS ROOMS	250		0		
EXT JOB OESC					
%CTDIP	8.50		8.50		

JOB CAT. A

G



YEAR	1990	1991	1992	1993	1994	1995	1996	1997	1998
NAL	33297 (A)	32682 (A)	31972 (A)	28056 (F)	23183 (F)	22196 (F)	20667 (F)	18749 (F)	20679 (F)
ANLG LNS	33297	32682	31972	28056	23183	22196	20667	18749	20679
CCS/NAL	1.95	1.98	2.00	2.02	2.04	2.06	2.08	2.10	2.12
ACCS ACTUAL	A	A							
NAL/LN RATIO	1.00000	1.00000	1.00000	1.00000	1.00000	1.00000	1.00000	1.00000	1.00000



YEAR	1990	1991	1992	1993	1994	1995	1996	1997	1998
NAL	5584 (A)	8153 (A)	10233 (A)	15927 (F)	22409 (F)	25010 (F)	28299 (F)	32095 (F)	32400 (F)
DIGI CCS/NAL	2.18	2.38	2.40	2.42	2.44	2.46	2.48	2.50	2.52
CCS ACTUAL	A	A							
SLC SYS	71	71	91	168	227	255	291	331	
URBAN SYS	13	17	19	22	25	26	27	30	
NAL/LN RATIO	1.00000	1.00000	1.00000	1.00000	1.00000	1.00000	1.00000	1.00000	1.00000

- NOTES:
- 1010 GENERIC RETROFIT
  - 9905 TOUCHSTAR PHASE I
  - 9924 TOUCHSTAR PHASE II
  - 9926 CCS ACCESS CAPABILITY
  - 9928 ONA REQUIREMENTS
  - 9934 ADVANCED INTELLIGENT NTWK (AIN) - REL. 0
  - 9935 1+ COIN EQUAL ACCESS
  - 9937 CARRIER IDENT. CODE (CIC) EXPAN. (FG B)
  - 9940 CALL FWD-DONT-ANSWER AFTER CALL WAITING
  - 9941 CALLING NAME DELIVERY

REASON FOR REISSUE:  
3299 DYBHP0-829 ORANGE AVENUE

DATE OF ISSUE: 01/17/92  
 EXCHANGE: DAYTONA BEACH  
 DATABASE: LIVE  
 EQ TYPE: D1/2  
**ANALOG**

BUILDING SWITCH HOST: DYBH-PORT ORA  
 FCST DATE: 06/15/91  
 LATEST ANAL: 32058  
 CONTACT: JMGRAHAM  
 CONTACT NO.: DJCHOJN  
 EQUIP ENGR: C LEROY

**DIGITAL**  
 DLFCST DATE: 08/12/91  
 LATEST DNAL: 10015  
 LATEST SLC: 91  
 LATEST URBN: 19  
 LATEST D112: 0

ENTITY: CHART:  
 DYBHFLPODS0 10.0

REPORT: PART B

PAGE: 1 OF 2

BUILDING: DYBH-PORT ORANGE ENTITY: OYBHFLOPOSO  
ENT CUT: 06/23/85 ENT TERM: 01/01/06

LSDF SYSTEM  
DIGITAL PART B VERSION 1.00  
DATABASE: LIVE

DATE: 01/17/92  
TIME: 20:39:02  
CHART NO.: 10.0  
EQ TYPE: 01/2

JOB/AOJ/AT P3A2465  
EVENT-NUM EVT1  
EVENT-DATE 04/06/90  
RDYSD/TORATE 04/06/90  
REQSD 04/06/90

P3A6025  
EVT1  
12/21/90  
12/21/90  
12/21/90

P3A6028  
EVT1  
05/03/91  
05/03/91  
05/03/91

P3A7456  
EVT1  
04/10/92  
04/10/92  
04/10/92

P3B2023  
EVT1  
08/28/92  
08/28/92  
08/28/92

P3A9463  
EVT1  
07/01/93  
07/01/93  
07/01/93

CAP EXH. \*\*/\*\*/\*\*  
SHIP DATE 11/17/89  
JOB DESC. GA  
TRANS ENT

\*\*/\*\*/\*\*  
09/21/90  
GA

\*\*/\*\*/\*\*  
03/15/91  
GA

\*\*/\*\*/\*\*  
01/17/92  
GA

\*\*/\*\*/\*\*  
06/05/92  
SOFTWARE

\*\*/\*\*/\*\*  
03/01/93  
SOFTWARE

ANALOG SECTION -----

NAL TRANS									
NAL CAP TC	82200	82200	82200	82200	-3200	79000	79000	79000	
LNS	33900	33900	33900	33900		33900	33900	33900	
ML	33900	33900	33900	33900		33900	33900	33900	
LINE UNITS		63	63	63		63	63	63	
INST. LNS	40320	40320	40320	40320		40320	40320	40320	
URV ASSGN	726	726	726	726		726	726	726	
%FILL	85.50		85.50	85.50	85.50		85.50	85.50	
ALNCAP LNS	33900	33900	33900	33900		33900	33900	33900	
RENG CCS NAL	1.96		1.96	1.96	2.04		2.04	2.04	
ANLC DEF LNS	0	0	0	0	0	0	0	0	
ISON CAP TC	0	0	0	0	0	0	0	0	
ISON CAP LNS	0	0	0	0	0	0	0	0	
ISON CAP ML	0	0	0	0	0	0	0	0	
ISON LN MOO									
ISON INS LNS									
ISON URV LNS									
ISON %FILL									
ISON ENG CCS									

DIGITAL SECTION -----

NAL TRANS								
NAL CAP TC	18300	18300	18300	18300	10500	28800	28800	28800
LNS	8100	8100	600	8700	11400	23100	23100	23100
ML	8100	8100	600	8700	11400	23100	23100	23100
LINE UNITS		31	31	31		52	52	52
INST. LNS	20928	20928	2256	23184	4656	27840	10080	37920
URV ASSGN	96	96		96		96		96
%FILL	39.00		37.50		42.00		61.00	
ALNCAP LNS	8100	8100	600	8700	3000	11700	11400	23100
RENG CCS NAL	1.96		1.96		1.96		2.44	
CAP SLC SYS	28	107	-4	103	21	124	105	229
ENG SLC MD 1								
ENG SLC MD2								
DEF SLC SYS	-28	0	0	0	0	0	0	0
CAP URBN SYS	5	20	5	25	5	30	30	30
DEF URBN SYS	0	0	0	0	0	0	0	0
CAP QMS112								
SLC OLU		27	-1	26	-1	25	21	46
URBAN OLU	1	4	1	5	1	6	6	6

REPORT: PARTB

PAGE: 2 OF 2

BUILDING: OYBH-PORT ORANGE ENTITY: OYBHFLPDOSS  
ENT CUT: 06/23/85 ENT TERM: 01/01/06

LSOF SYSTEM  
DIGITAL PART B VERSION 1.00  
DATABASE: LIVE

DATE: 01/17/92  
TIME: 20:39:02  
CHART NO.: 10.0  
EQ TYPE: 01/2

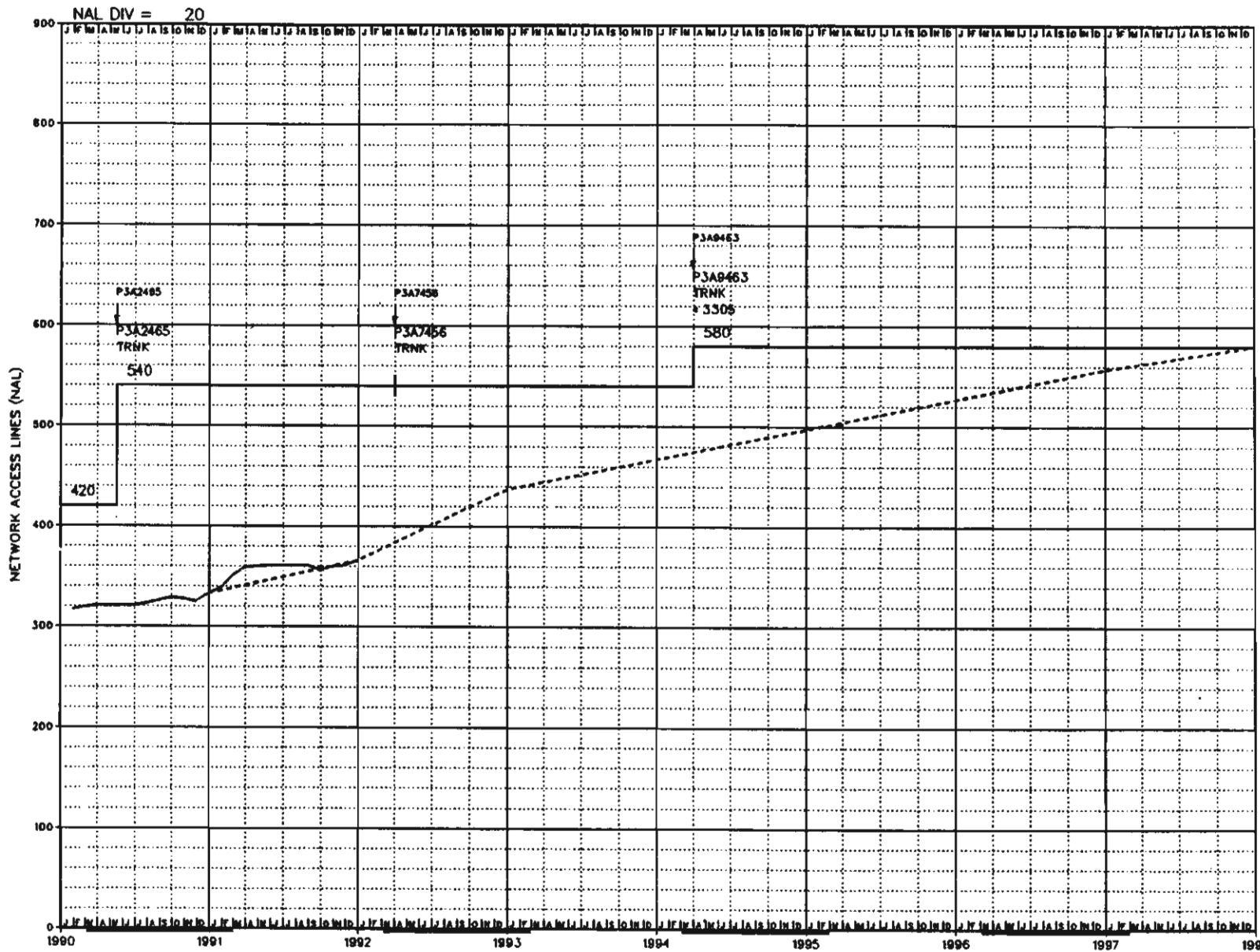
JOB/ADJ/AT	P3B2551	P3B2724	PORTENO
EVENT-NUM	EVT1	EVT1	EVT1
EVENT-DATE	04/01/94	07/01/95	01/01/97
ROYSD/TORATE	04/01/94	07/01/95	01/01/97
REQSD	04/01/94	07/01/95	01/01/97
CAP EXH.	**/**/**	**/**/**	**/**/**
SHIP DATE	02/01/94	03/01/95	**/**/**
JOB DESC.	GA	SOFTWARE	ENO JOB
TRANS ENT			

ANALOG SECTION -----

NAL TRANS				
NAL CAP TC	79000	79000	79000	79000
LNS	33900	33900	33900	33900
ML	33900	33900	33900	33900
LINE UNITS	63	63	63	63
INST. LNS	40320	40320	40320	40320
URV ASSGN	726	726	726	726
%FILL	85.50	85.50	85.50	85.50
ALNCAP LNS	33900	33900	33900	33900
AENG CCS NAL	2.04	2.04		
ANLC DEF LNS	0	0	0	0
ISON CAP TC	0	0	0	0
ISON CAP LNS	0	0	0	0
ISON CAP ML	0	0	0	0
ISON LN MOD				
ISON LNS LNS				
ISON URV LNS				
ISON %FILL				
ISON ENG CCS				

DIGITAL SECTION -----

NAL TRANS				
NAL CAP TC	10400	39200	39200	39200
LNS	9300	32400	32400	32400
ML	9300	32400	32400	32400
LINE UNITS		71	71	71
INST. LNS	9120	47040	47040	47040
URV ASSGN	96	96	96	96
%FILL	69.00	69.00	69.00	69.00
DLNCAP LNS	9300	32400	32400	32400
DENG CCS NAL	2.48	2.48		
CAP SLC SYS	95	324	324	324
ENG SLC MO 1				
ENG SLC MO 2				
DEF SLC SYS	0	0	0	0
CAP URBN SYS	30	30	30	30
DEF URBN SYS	0	0	0	0
CAP DMS112				
SLC DLU	19	65	65	65
URBAN OLU		6	6	6



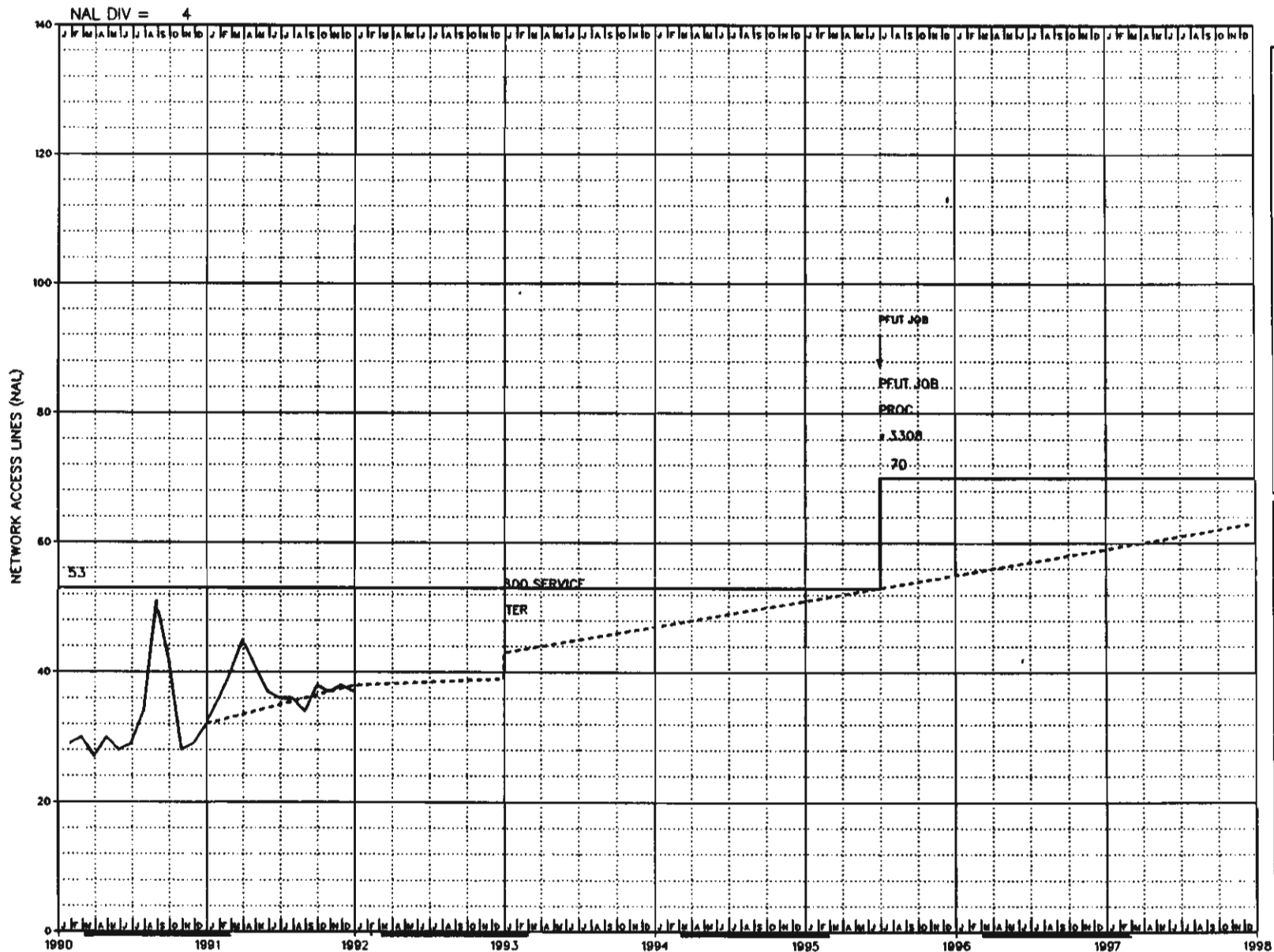
NOTES:

REASON FOR REISSUE:  
3305 THIS CHART FOR DIGITAL SYSTEMS ONLY.

DATE OF ISSUE: 01/21/92  
 EXCHANGE: DAYTONA BEACH  
 DATABASE: LIVE  
 EQ TYPE: D1/2  
 NXX:

BUILDING: DYBHLPO STATE: FL  
 LATA: DYBH/456  
 COMPANY: SBEL AREA: CEFL  
 DIVISION: SWDY DISTRICT: DAYT  
 EXHAUST: \*\*/\*\*/\*\*  
 CONTACT: JMGRAHAM  
 NUMBER: DJCHOJN  
 EQ ENGINEER C LEROY

E. A. DATE \*\*/\*\*/\*\*  
 DIR CLOSE \*\*/\*\*/\*\*  
 DIR DELIVER \*\*/\*\*/\*\*  
 NAL FCST \*\*/\*\*/\*\*  
 CCS FCST \*\*/\*\*/\*\*  
 ENTITY CUT 06/23/85  
 ENTITY TERM 01/01/06  
 LATEST NAL 366  
 SWITCH HOST  
 ENTITY: CHART:  
 DYBHLPO01T 10.1



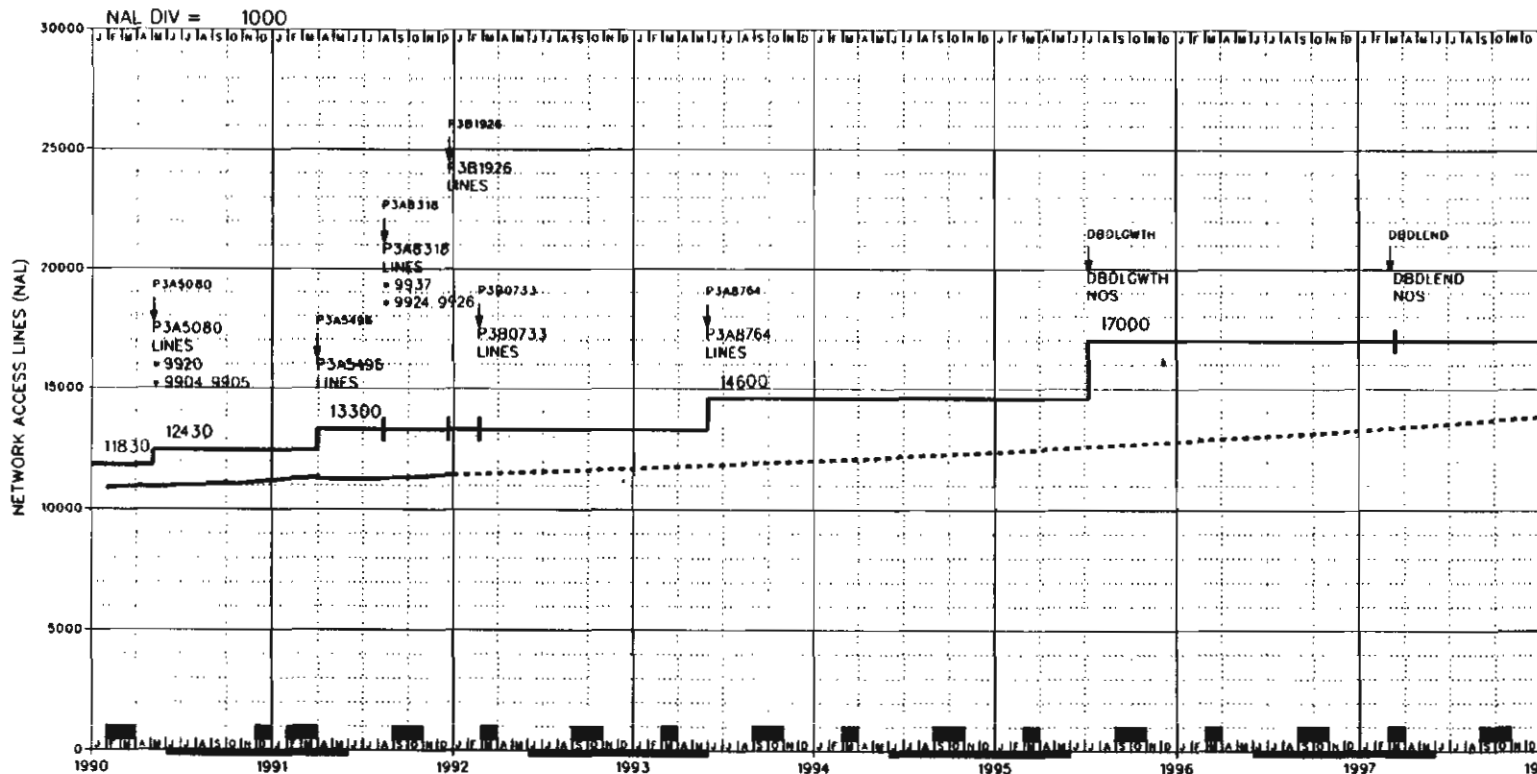
NOTES:

REASON FOR REISSUE:  
3308 THIS CHART FOR CPU CP%  
OCC ONLY.

DATE OF ISSUE: 01/21/92  
 EXCHANGE: DAYTONA BEACH  
 DATABASE: LIVE  
 EQ TYPE: D102  
 NXX:

BUILDING: DYBFLPO STATE: FL  
 LATA: DYBH/456  
 COMPANY: SBEL AREA: CEFL  
 DIVISION: SWDY DISTRICT: DAY  
 EXHAUST: \*\*/\*\*/\*\*  
 CONTACT: JMCRAHAM  
 NUMBER: DJCHDJN  
 EQ ENGINEER: C LEROY

E. A. DATE: \*\*/\*\*/\*\*  
 DIR CLOSE: \*\*/\*\*/\*\*  
 DIR DELIVER: \*\*/\*\*/\*\*  
 NAL FCST: \*\*/\*\*/\*\*  
 CCS FCST: \*\*/\*\*/\*\*  
 ENTITY CUT: 06/23/85  
 ENTITY TERM: 01/01/06  
 LATEST NAL: 38  
 SWITCH HOST  
 ENTITY: CHART:  
 DYBFLPODSOP 10.2



NOTES:  
 9904 CCS7 TRUNK SIGNALING  
 9905 TOUCHSTAR PHASE I  
 9920 SSP/800 LOCATION  
 9924 TOUCHSTAR PHASE II  
 9926 CCS ACCESS CAPABILITY  
 9937 CARRIER IDENT. CODE (CIC) EXPAN. (FG B)  
 3004 NPA 407 EFFECTIVE 04/16/88

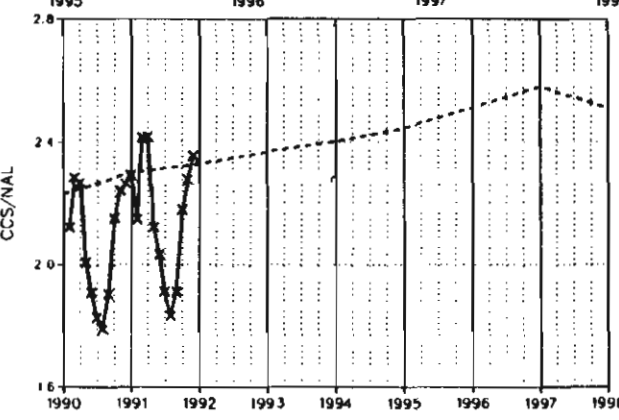
REASON FOR REISSUE:  
 3702 DBRYDL-1204 PROVIDENCE RD

DATE OF ISSUE: 01/17/92  
 EXCHANGE: DEBARY  
 DATABASE: LIVE  
 EQ TYPE: 5ES  
 NXX: 574 860

BUILDING: OBRYFLD STAIE: FL  
 LATA: ORLD/458  
 COMPANY: SBEL AREA: CEFL  
 DIVISION: SWOR DISTRICT ORLD  
 EXHAUST: 05/06/90  
 CONTACT: CRSMO01  
 NUMBER: BGWILCHER  
 EQ ENGINEER: JBSTANLEY

E. A. DATE: 08/26/85  
 DIR CLOSE: 11/20/91  
 DIR DELIVER: 01/31/92  
 NAL FCST: 06/15/91  
 CCS FCST: 08/15/91  
 ENTITY CUT: 07/28/85  
 ENTITY TERM: 12/31/99  
 LATEST NAL: 11411  
 SWITCH HOST: CHART:  
 DBRYFLDLSO 11.0

YEAR	1990	1991	1992	1993	1994	1995	1996	1997	1998
NAL	10767 (A)	11182 (A)	11429 (A)	11696 (F)	12006 (F)	12371 (F)	12806 (F)	13271 (F)	13841 (F)
CCS/NAL	2.23	2.30	2.33	2.37	2.40	2.44	2.51	2.58	2.51
CCS STATUS	A	A							
NAL/LN RATIO: 1.00000 1.00000 1.00000 1.00000 1.00000 1.00000 1.00000 1.00000 1.00000									
SVC	1990		1991		1992				
DTS									
IML									
%IFFM	0.00								
JOBNUM	PJA5080		PJA5496		PJA8318		PJB1926		PJA8764
RDYSD	05/06/90		03/31/91		08/11/91		12/22/91		05/30/93
REQSD	05/06/90		03/31/91		08/11/91		12/22/91		05/30/93
SHIP	01/06/90		01/12/91		04/06/91		11/02/91		01/02/93
									07/09/95
									03/15/97



REPORT: PARTB

PAGE: 1 OF 2

BUILDING: DEBARY DELTONA

ENT CUT: 07/28/85

ENTITY: OBRYFLOLOSO

ENT TERM: 12/31/99

LSOF SYSTEM  
GRAPHIC PART B VERSION 1.00  
OATBASE: LIVE

DATE: 01/17/92

TIME: 20:39:02

CHART NO.: 11.0

EQ TYPE: SES

JOB/ROJ/AT	P3AS080	P3AS496	P3A8318	P3B1926	P380733	P3A8764
EVENT-NUM	EVT1	EVT1	EVT1	EVT1	EVT1	EVT1
EVENT-DATE	05/06/90	03/31/91	08/11/91	12/22/91	02/23/92	05/30/93
ROYSO/TOATE	05/06/90	03/31/91	08/11/91	12/22/91	02/23/92	05/30/93
REQSO	05/06/90	03/31/91	08/11/91	12/22/91	02/23/92	05/30/93
CAP EXH.	##/##/##	##/##/##	##/##/##	##/##/##	##/##/##	##/##/##
SHIP DATE	01/06/90	01/12/91	04/06/91	11/02/91	11/16/91	01/02/93
JOB DESC.	GEN.GA	GA	GEN	SMOI	TRUNKS	GEN.GA
NAL TRANS						
TRANS ENT						
LSEI	TO	TO	TO	TO	TO	TO
NAL CAP SE	900 25100	-1100 24000	24000	24000	24000	4200 28200
TC	900 25100	-1100 24000	24000	24000	24000	4200 28200
LNS	600 12430	870 13300	13300	13300	13300	1300 14600
NOS	17000	17000	17000	17000	17000	17000
ML	600 12430	870 13300	13300	13300	13300	1300 14600
CNTRX CAP	0	0	0	0	0	0
INST. NOS	20000	20000	20000	20000	20000	20000
UAV ASSGN	0	0	0	0	0	0
%FNOS	85.00	85.00	85.00	85.00	85.00	85.00
INST. LNS	1152 15936	1152 17088	17088	17088	17088	1152 18240
UAV ASSGN	257	257	257	257	257	257
%TOTAL FILL	79.38	79.12	79.12	79.12	79.12	81.28
LNCAP IN LNS	600 12430	870 13300	13300	13300	13300	1300 14600
SIZING DATE	07/28/89	02/16/90	08/21/90	06/14/91	02/12/91	08/22/91
NOD DUE	10/31/88	09/12/90	10/04/90	08/03/91	03/23/91	01/11/92
TELCD DUE	07/01/89	09/21/90	10/13/90	08/31/91	06/01/91	07/04/92
TURNOVER	05/06/90	03/31/91	08/11/91	12/22/91	02/23/92	05/30/93
GENERIC SVC						04/16/93
GENERIC	SES	SE5	SE6	SE6	SE6	SE8
CONC RATIO	8:1	8:1	8:1	8:1	8:1	8:1
ENG LSF						
ENG CCS/NAL	2.46	2.40	2.40	2.40	2.40	2.43
DESIGN BS						
MRAJ	10.81	25.99	0.00	0.00	14.72	22.08
PROCESSOR	16600	171600	171600	171600	171600	171600
CAP TRUNK	4 71	71	71	71	12 83	83
DGTL TK UNIT	0	0	0	0	0	0
LLN/LT/SM/NM	1 10	1 11	11	11	11	11
LSR/LTS/##						
LSH/##/L32						
TSC/##/TSS/NP	9 80	2 82	82	82	82	2 84
TLN/##/L64						
TOT FR/SHL	3	4	0	0	0	0
REUSE FR/SHL	0	0	0	0	0	0
GROSS RODNS	600	259	130	48	66	520
EXT JOB DESC	TSTR	GROWTH		CIC		
%CTDIP	6.20	6.20	6.20	6.20	6.20	6.20

JOB CAT. A

A

G

M

T

A



REPORT: PARTB  
PAGE: 2 OF 2  
BUILDING: DEBARY DELTONA  
ENT CUT: 07/28/85

ENTITY: DBRYFLOLDSO  
ENT TERM: 12/31/99

LSDF SYSTEM  
GRAPHIC PART B VERSION 1.00  
DATABASE: LIVE

DATE: 01/17/92  
TIME: 20:39:02  
CHART NO.: 11.0  
EQ TYPE: SES

JOB/ROJ/AT DBOLGWH  
EVENT-NUM EVT1  
EVENT-DATE 07/09/95  
ROYSO/TDATE 07/09/95  
REOSO 07/09/95

OBOLEND  
EVT1  
03/15/97  
03/05/97  
03/05/97

CAP EXH. ##/##/##  
SHIP DATE 02/25/95  
JOB OESC. GA  
NAL TRANS  
TRANS ENT

##/##/##  
##/##/##

LSEI TO  
NAL CAP SE 28200  
TC 28200  
LNS 2800 17400  
NOS 17000  
ML 2400 17000

CNTRX CAP 0  
INST. NOS 20000  
UAV ASSGN 0

%FNOS 85.00  
INST. LNS 3456 21696  
UAV ASSGN 257

%TOTAL FILL 81.24  
LNCAP IN LNS 2800 17400

SIZING DATE 01/13/92  
NOO DUE 04/30/94  
TELCO DUE 08/27/94  
TURNOVER 06/18/95

GENERIC SVC  
GENERIC SE10  
CONC RATIO 8:1

ENG LSF  
ENG CCS/NAL 2.50  
DESIGN BS

MRAJ 23.10 0.00

PROCESSOR 171600  
CAP TRUNK 20 103

OCTL TK UNIT 1  
LLN/LT/SM/NM 2 13

LSR/LTS/##/##  
LSH/##/L32

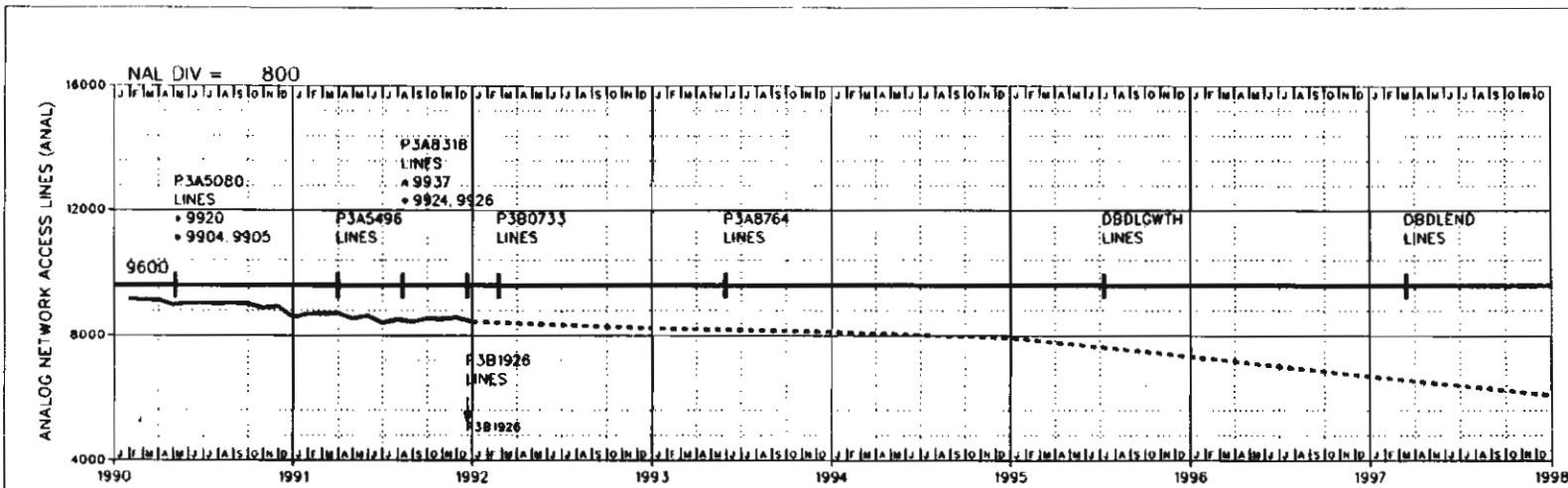
TSC/##/TSS/NP 15 99  
TLN/##/L64

TOT FRS/SHL 4  
REUSE FR/SHL 0

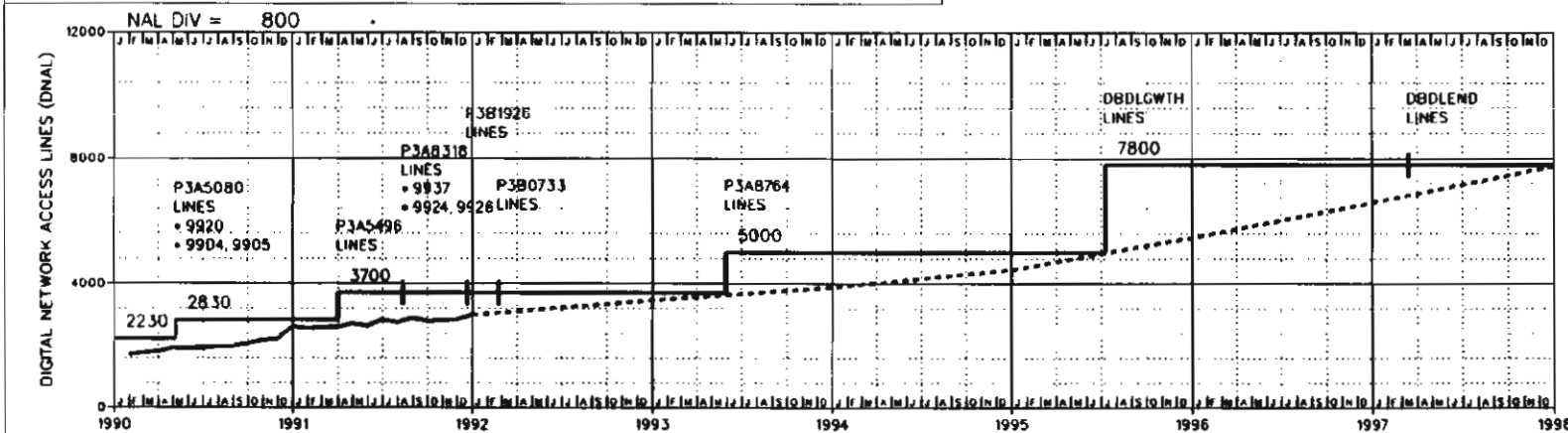
GROSS ADOONS 300  
EXT JOB OESC

%CTDIP 6.20

JOB CAT. A



YEAR	1990	1991	1992	1993	1994	1995	1996	1997	1998
NAL	9091 (A)	8571 (A)	8445 (A)	8237 (F)	8125 (F)	7921 (F)	7332 (F)	6697 (F)	6088 (F)
ANAL LNS	9091	8571	8445	8237	8125	7921	7332	6697	6088
CCS/NAL	2.15	2.12	2.13	2.14	2.15	2.16	2.17	2.18	2.23
ACCS ACTUAL	A	A							
NAL/LN RATIO	1.00000	1.00000	1.00000	1.00000	1.00000	1.00000	1.00000	1.00000	1.00000



YEAR	1990	1991	1992	1993	1994	1995	1996	1997	1998
NAL	1676 (A)	2611 (A)	2984 (A)	3459 (F)	3881 (F)	4450 (F)	5474 (F)	6574 (F)	7753 (F)
DIGIT. CCS/NAL	2.65	2.87	2.89	2.91	2.93	2.95	2.97	2.99	2.73
CCCS ACTUAL	A	A							
SLC SYS	30	47	50	59	62	67	83	98	113
URBAN SYS	0	0	0	0	0	0	0	0	0
NAL/LN RATIO	1.00000	1.00000	1.00000	1.00000	1.00000	1.00000	1.00000	1.00000	1.00000

NOTES:  
 9904 CCS7 TRUNK SIGNALING  
 9905 TOUCHSTAR PHASE I  
 9920 SSP/800 LOCATION  
 9924 TOUCHSTAR PHASE II  
 9926 CCS ACCESS CAPABILITY  
 9937 CARRIER IDENT. CODE (CIC) EXPAN. (EG B)  
 3004 NPA 407 EFFECTIVE 04/16/88

REASON FOR REISSUE:  
 3702 DBRYDL-1204 PROVIDENCE RD

DATE OF ISSUE: 01/17/92  
 EXCHANGE: DEBARY  
 DATABASE: LIVE  
 EO TYPE: 5ES

ANALOG

BUILDING SWITCH HOST: DEBARY DELTONA  
 FCST DATE: 06/15/91  
 LATEST ANAL: 8575  
 CONTACT: CRSMOOT  
 CONTACT NO.: BGWILCHER  
 EQUIP ENGR: JBSTANLEY

DIGITAL

DLFCST DATE: 08/12/91  
 LATEST DNAL: 2836  
 LATEST SLC: 50  
 LATEST URBN: 0  
 LATEST D112: 0

ENTITY: DBRYFLDLSO  
 CHART: 11.0



REPORT: PART8

PAGE: 2 OF 2

BUILDING: OEBARY DELTONA

ENT CUT: 07/28/85

ENTITY: DBRYFLDLSO

ENT TERM: 12/31/99

LSDF SYSTEM  
DIGITAL PART 8 VERSION 1.00  
DATABASE: LIVE

DATE: 01/17/92

TIME: 20:39:02

CHART NO.: 11.0

EO TYPE: SES

JOB/ADJ/AT	OBDLGWTH	D8DLEND
EVENT-NUM	EVT1	EVT1
EVENT-DATE	07/09/95	03/15/97
RDYSD/TDATE	07/09/95	03/05/97
REQSD	07/09/95	03/05/97
CAP EXH.	**/**/**	**/**/**
SHIP DATE	02/25/95	**/**/**
JOB DESC.	GA	
TRANS ENT		

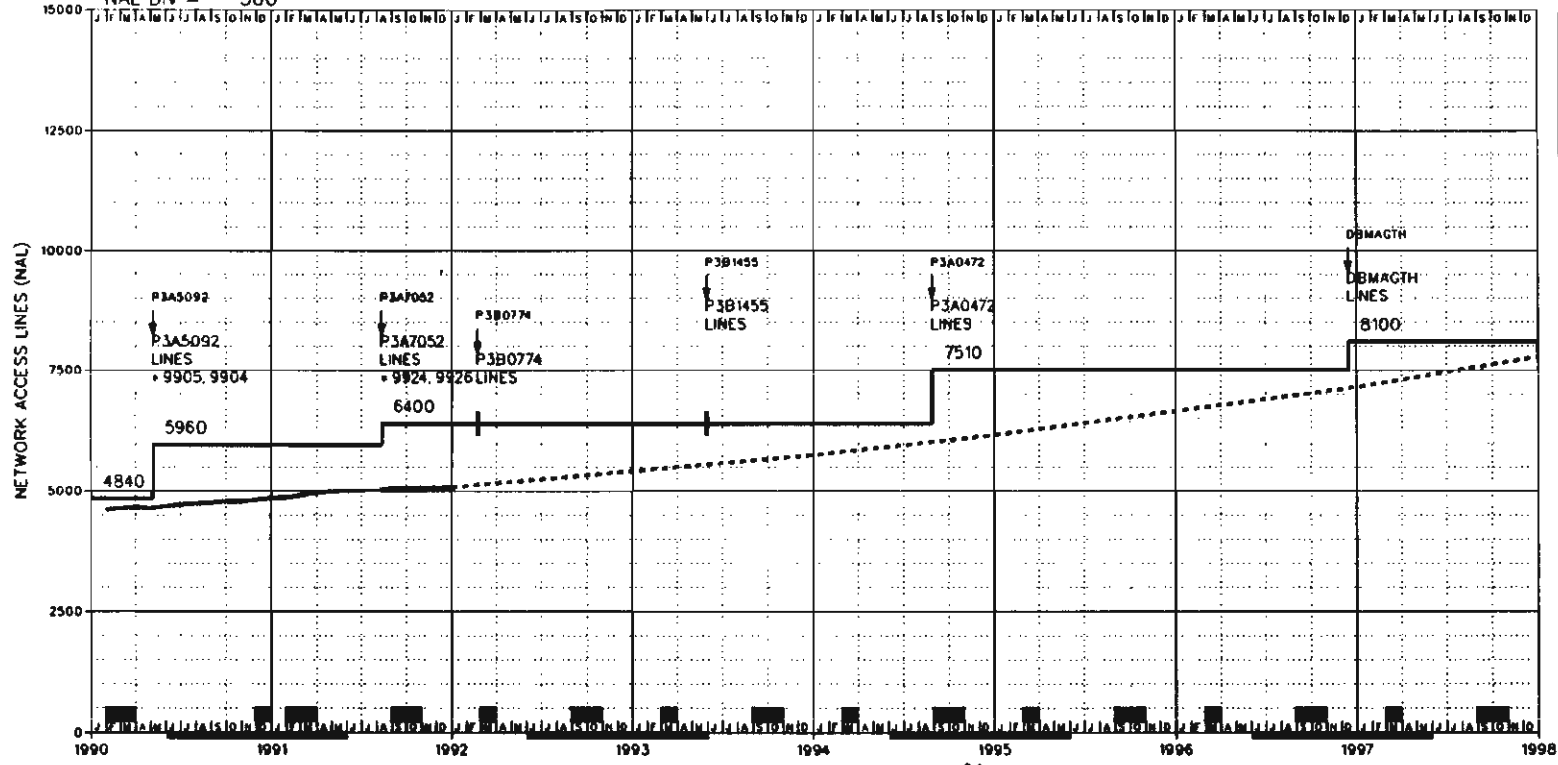
ANALOG SECTION -----

NAL TRANS		
NAL CAP TC		16500
LNS		9600
ML		9600
LINE UNITS		21
INST. LNS		10752
UAV ASSGN		161
%FILL	90.80	
ALNCAP LNS		9600
RENG CCS NAL	2.40	
ANLC DEF LNS		
ISDN CAP TC		
ISDN CAP LNS		
ISDN CAP ML		0
ISDN LN MOD		
ISDN INS LNS		
ISDN UAV LNS		
ISDN %FILL		
ISDN ENG CCS		

DIGITAL SECTION -----

NAL TRANS		
NAL CAP TC		11700
LNS	2800	7800
ML	2800	7800
LINE UNITS		19
INST. LNS	3456	10944
UAV ASSGN		96
%FILL	71.90	
DLNCAP LNS	2800	7800
RENG CCS NAL	2.40	
CAP SLC SYS	36	113
ENG SLC MD 1		
ENG SLC MD2		
DEF SLC SYS		0
CAP URBAN SYS		0
DEF URBAN SYS		0
CAP DNS112		
SLC DLU		
URBAN DLU		

NAL DIV = 500



NOTES:  
 9904 CCS7 TRUNK SIGNALING  
 9905 TOUCHSTAR PHASE I  
 9924 TOUCHSTAR PHASE II  
 9926 CCS ACCESS CAPABILITY  
 3004 NPA 407 EFFECTIVE  
 04/16/88

REASON FOR REISSUE:  
 3703 DBRYMA-1792 ANGELES RO  
 SONS

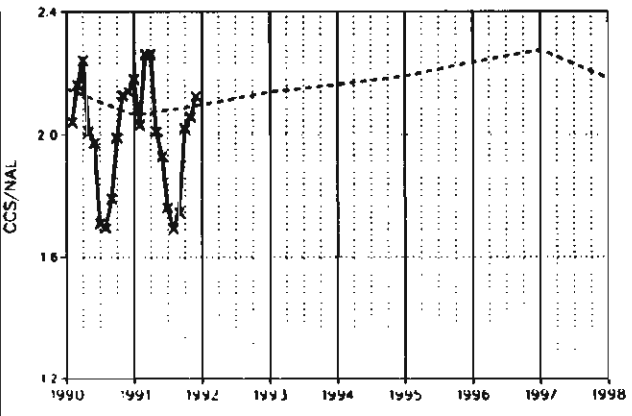
DATE OF ISSUE: 01/17/92  
 EXCHANGE: DEBARY  
 DATABASE: LIVE  
 EQ TYPE: 5RSM  
 NXX:  
 668

BUILDING: DBRYFLMA STATE: FL  
 LATA: ORLD/458  
 COMPANY: SBEL AREA: CEFL  
 DIVISION: SWOR DISTRICT: ORLD  
 EXHAUST: \*\*/\*\*/\*\*  
 CONTACT: CRSMOOT  
 NUMBER: BOWILCHER  
 EQ ENGINEER: JBSTANLEY

E. A. DATE: 06/20/87  
 DIR CLOSE: 01/09/92  
 DIR DELIVER: 03/24/92  
 NAL FCST: 06/15/91  
 CCS FCST: 08/15/91  
 ENTITY CUT: 05/16/87  
 ENTITY TERM: 12/31/99  
 LATEST NAL: 5072  
 SWITCH HOST: DBRYFLDLOS0  
 ENTITY: CHART:

DBRYFLMARS1 12.0

YEAR	1990	1991	1992	1993	1994	1995	1996	1997	1998
NAL	4577 (A)	4845 (A)	5079 (A)	5416 (F)	5750 (F)	6165 (F)	6655 (F)	7155 (F)	7780 (F)
CCS/NAL	2.15	2.06	2.10	2.14	2.16	2.19	2.23	2.28	2.18
CCS STATUS	A	A							
NAL/LN RATIO	1.00000	1.00000	1.00000	1.00000	1.00000	1.00000	1.00000	1.00000	1.00000
SVC.	1990	1991	1992						
DTS									
IML									
%IFFM									
JOBNUM	RDYSD REQSD SHIP								
P3A5092	03/06/90 03/06/90 01/06/90								
P3A7052	08/11/91 08/11/91 04/06/91								
P3B0774	02/23/92 02/23/92 11/16/91								
P3B1455	05/30/93 05/30/93 01/02/93								
P3A0472	08/28/94 08/28/94 03/26/94								
DBMAGTH	12/15/96 12/15/96 07/20/96								
DBMAENO	12/05/98 12/05/98 **/**/**								



REPORT: PARTB  
 PAGE: 1 OF 2  
 BUILDING: DEBARY MAIN  
 ENT CUT: 05/16/87

ENTITY: 08RYFLMARS1  
 ENT TERM: 12/31/99

LSDF SYSTEM  
 GRAPHIC PART 8 VERSION 1.00  
 DATABASE: LIVE

DATE: 01/17/92  
 TIME: 20:39:02  
 CHART NO.: 12.0  
 EQ TYPE: SRSM

JOB/NOJ/AT	P3A5092	P3A7052	P380774	P381455	P3A0472	08MAGTH
EVENT-NUM	EVT1	EVT1	EVT1	EVT1	EVT1	EVT1
EVENT-DATE	05/06/90	08/11/91	02/23/92	05/30/93	08/28/94	12/15/96
ROYSO/TDATE	05/06/90	08/11/91	02/23/92	05/30/93	08/28/94	12/15/96
REQSO	05/06/90	08/11/91	02/23/92	05/30/93	08/28/94	12/15/96
CAP EXH.	###/###/###	###/###/###	###/###/###	###/###/###	###/###/###	###/###/###
SHIP DATE	01/06/90	04/06/91	11/16/91	01/02/93	03/26/94	07/20/96
JOB OESC.	GEN.GA	GEN.GA	TRUNKS	GEN	GEN.GA	GA
NAL TRANS						
TRANS ENT						
LSET	TO	TO	TO	TO	TO	TO
NAL CAP SE						
TC	9900	9900	9900	9900	2610	12510
LNS	1120	2300	12200	12200	2700	14900
NOS	5960	440	6400	6400	1110	7510
ML	8500	440	8500	8500	1110	8500
	5960	6400	6400	6400	7510	8100
CNTRX CAP						
INST. NOS	10000	10000	10000	10000	10000	10000
UAV ASSGN	0	0	0	0	0	0
%FNOS	85.00	85.00	85.00	85.00	85.00	85.00
INST. LNS	1088	1152	7936	7936	1728	9664
UAV ASSGN	7	180	180	180	180	180
%TOTAL FILL	89.81	82.14	82.14	82.14	78.88	75.88
LNCAP IN LNS	1120	440	6400	6400	1110	7510
SIZING DATE	05/03/89	08/20/90	02/13/91	04/29/91	08/29/91	02/25/91
NDO OUE	03/09/89	09/15/90	03/23/91	01/11/92	05/29/93	09/23/95
TELCO DUE	07/01/89	10/13/90	06/01/91	07/04/92	09/25/93	01/20/96
TURNOVER	05/06/90	08/11/91	02/23/92	05/30/93	08/07/94	11/24/96
GENERIC SVC						
GENERIC	SES.1	SE6	SE6	SE8	SE9	SE9
CONC RATIO	8:1	8:1	8:1	8:1	8:1	8:1
ENG LSF						
ENG CCS/NAL		2.98	2.98	2.98	2.98	
DESIGN BS						
MRAJ	15.18	36.57	21.85	0.00	27.60	11.66
PROCESSOR						
CAP TRUNK						
OGTL TK UNIT					0	0
LLN/LI/SM/NM	2	2	2	2	1	3
LSR/LTS/###						
LSH/###/L32						
ISC/###/ISS/NP	2	2	16	16	3	19
ILN/###/L64						
TOT FR5/SHL	0	0	0	0	3	4
REUSE FR/SHL	0	0	0	0	0	0
GROSS ROOMS	146	142	42	10	310	150
EXT JOB OESC	TSTR	GEN	OPTICAL	GEN	3RD SM	
%CTOIP	5.60	5.60	5.60	5.60	5.60	5.60
JOB CAT.	A	A	T	G	A	A

REPORT: PARTB  
PAGE: 2 OF 2  
BUILDING: DEBARY MAIN  
ENT CUT: 05/16/87

ENTITY: OBRYFLMARS1  
ENT TERM: 12/31/99

LSDF SYSTEM  
GRAPHIC PART B VERSION 1.00  
DATABASE: LIVE

DATE: 01/17/92  
TIME: 20:39:02  
CHART NO.: 12.0  
EQ TYPE: SRSM

JOB/ROJ/AT OBMAENO  
EVENT-NUM EVT1  
EVENT-DATE 12/05/98  
ROYSO/TOATE 12/05/98  
REQSO 12/05/98

CAP EXH. \*\*/\*\*/  
SHIP DATE \*\*/\*\*/  
JOB DESC.  
NAL TRANS  
TRANS ENT

LSEI  
NAL CAP SE 12510  
TC 15800  
LNS 8100  
NOS 8500  
ML 8100

CNTRX CAP  
INST. NOS 10000  
UAV ASSGN 0  
%FNOS

INST. LNS 10816  
UAV ASSGN 180  
%TOTAL FILL 75.88  
LNCAP IN LNS 8100

SIZING DATE

NDD DUE

TELCO DUE

TURNOVER

GENERIC SVC

GENERIC

CONC RATIO

ENG LSF

ENG CCS/NAL

DESIGN 8S

MRAJ 0.00

PROCESSOR

CAP TRUNK 0

DGTL TR UNIT 0

LLN/LT/SM/NM

LSR/LTS/\*\*

LSH/\*\*/L32

TSC/\*\*/TSS/NP

TLN/\*\*/L64

TOT FR5/SHL

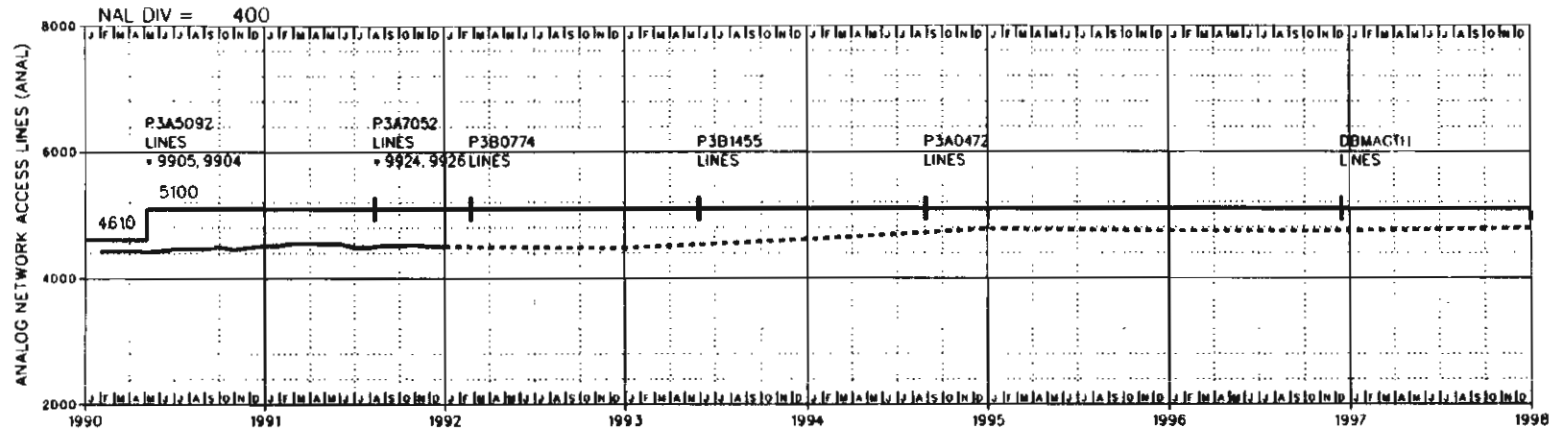
REUSE FR/SHL

GROSS ROOMS

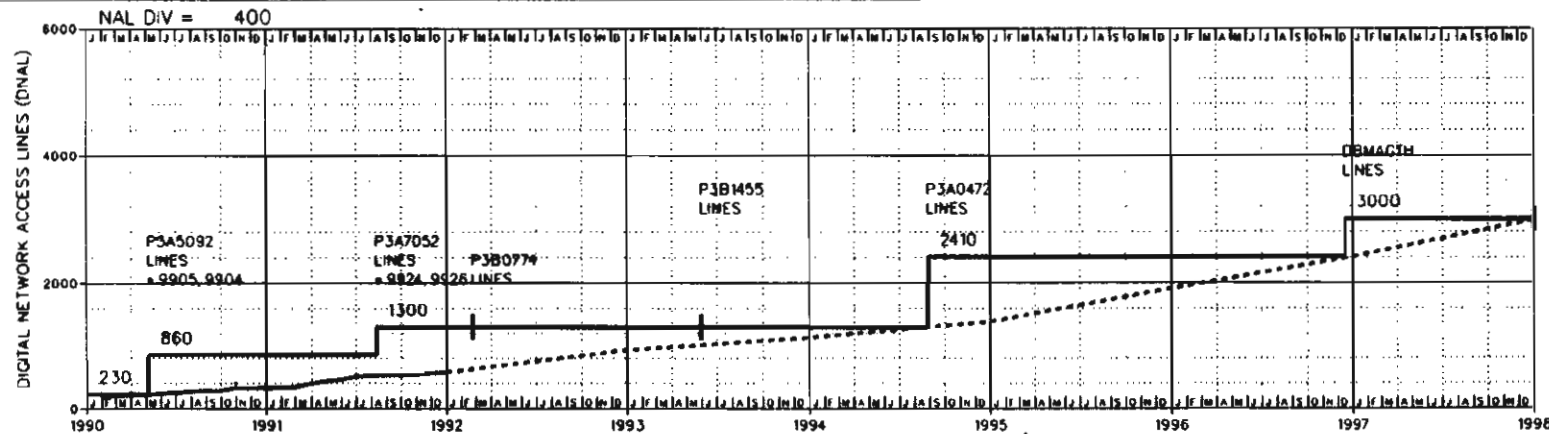
EXT JOB DESC

%CTOIP 5.60

JOB CAT.



YEAR	1990	1991	1992	1993	1994	1995	1996	1997	1998
NAL	4401 (A)	4516 (A)	4504 (A)	4480 (F)	4617 (F)	4775 (F)	4745 (F)	4748 (F)	4792 (F)
ANLG LNS	4401	4516	4504	4480	4617	4775	4745	4748	4792
CCS/NAL	2.16	2.03	2.04	2.05	2.06	2.07	2.08	2.09	2.24
ACCS ACTUAL	A	A							
NAL/LN RATIO	1.00000	1.00000	1.00000	1.00000	1.00000	1.00000	1.00000	1.00000	1.00000



YEAR	1990	1991	1992	1993	1994	1995	1996	1997	1998
NAL	176 (A)	329 (A)	575 (A)	936 (F)	1133 (F)	1390 (F)	1910 (F)	2407 (F)	2988 (F)
DIGL CCS/NAL	2.01	2.52	2.54	2.56	2.58	2.60	2.62	2.64	2.09
CCCS ACTUAL	A	A							
SLC SYS	5	7	15	18	19	24	33	41	50
URBAN SYS	0	0	0						
NAL/LN RATIO	1.00000	1.00000	1.00000	1.00000	1.00000	1.00000	1.00000	1.00000	1.00000

NOTES:  
 9904 CCS7 TRUNK SIGNALING  
 9905 TOUCHSTAR PHASE I  
 9924 TOUCHSTAR PHASE II  
 9926 CCS ACCESS CAPABILITY  
 3004 MPA 407 EFFECTIVE  
 04/16/88

REASON FOR REISSUE:  
 3703 DBRYMA-1792 ANGELES RD  
 SOUNDS

DATE OF ISSUE: 01/17/92  
 EXCHANGE: DEBARY  
 DATABASE: LIVE  
 EO TYPE: 5RSM  
 ANALOG

BUILDING: DEBARY MAIN  
 SWITCH HOST: DBRYFLDLSO  
 FCST DATE: 06/15/91  
 LATEST ANAL: 4510  
 CONTACT: CRSMOOT  
 CONTACT NO.: BGWILCHER  
 EQUIP ENGR: JBSTANLEY

DIGITAL  
 DLCFCST DATE: 08/15/91  
 LATEST DNAL: 562  
 LATEST SLC: 11  
 LATEST URBN: 0  
 LATEST D112: 0

ENTITY: DBRYFLMARS1  
 CHART: 12.0





REPORT: PARTB  
PAGE: 2 OF 2  
BUILDING: DEBARY MAIN  
ENT CUT: 05/16/87

ENTITY: DBRYFLMARS1  
ENT TERM: 12/31/99

LSDP SYSTEM  
DIGITAL PART 8 VERSION 1.00  
DATABASE: LIVE

DATE: 01/17/92  
TIME: 20:39:02  
CHART NO.: 12.0  
EQ TYPE: 5R5M

JOB/ADJ/AT DBMAEND  
EVENT-NUM EVT1  
EVENT-DATE 12/05/98  
RDYSD/TDATE 12/05/98  
REQSD 12/05/98

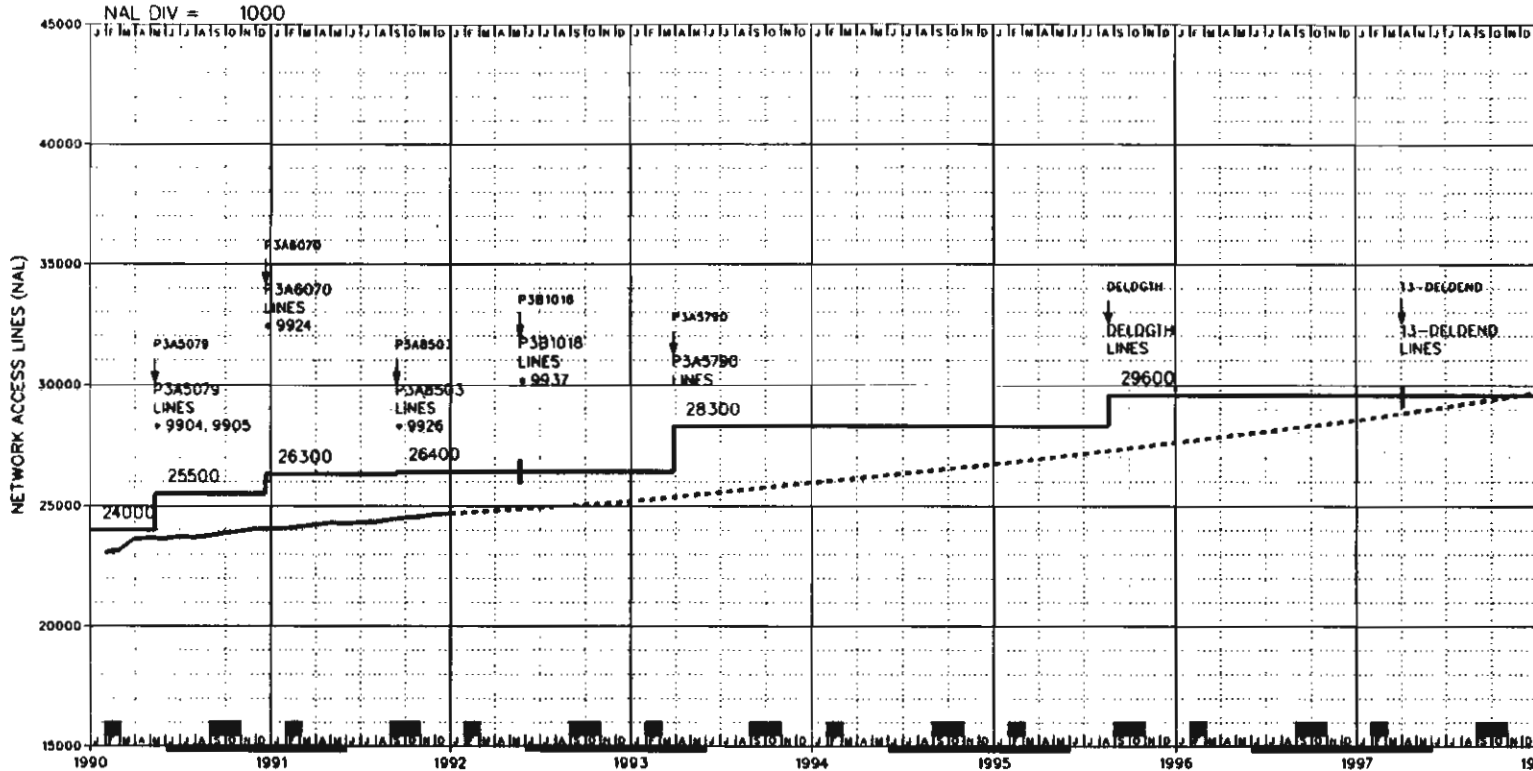
CAP EXH. \*\*/\*\*/\*\*  
SHIP DATE \*\*/\*\*/\*\*  
JOB DESC.  
TRANS ENT

ANALOG SECTION -----

NAL TRANS		
NAL CAP TC		8600
LNS		5100
ML		5100
LINE UNITS		11
INST. LNS		5632
URV ASSGN		84
%FILL	91.40	
ALNCAP LNS		5100
RENG CCS NAL	1.69	
ANLG DEF LNS		
ISDN CAP TC		
ISDN CAP LNS		
ISDN CAP ML		
ISDN LN MOD		
ISDN INS LNS		
ISDN URV LNS		
ISDN %FILL		
ISDN ENG CCS		

DIGITAL SECTION -----

NAL TRANS		
NAL CAP TC		7200
LNS		3000
ML		3000
LINE UNITS		9
INST. LNS		5184
URV ASSGN		96
%FILL	58.96	
DLNCAP LNS		3000
DENG CCS NAL	1.83	
CAP SLC SYS		53
ENG SLC MD 1		
ENG SLC MD 2		
DEF SLC SYS		
CAP URBN SYS		
DEF URBN SYS		
CAP DMS112		
SLC DLU		
URBAN DLU		



NOTES:  
 9904 CCS7 TRUNK SIGNALING  
 9905 TOUCHSTAR PHASE I  
 9924 TOUCHSTAR PHASE II  
 9928 CCS ACCESS CAPABILITY  
 9937 CARRIER IDENT CODE (CIC) EXPAN (FG B)  
 9911 REPL KEYED ON EQ ACC REQUEST  
 3326 DMS REPLACING 5XB

REASON FOR REISSUE:  
 3310 DELDMA-316 W NEW YORK AVE

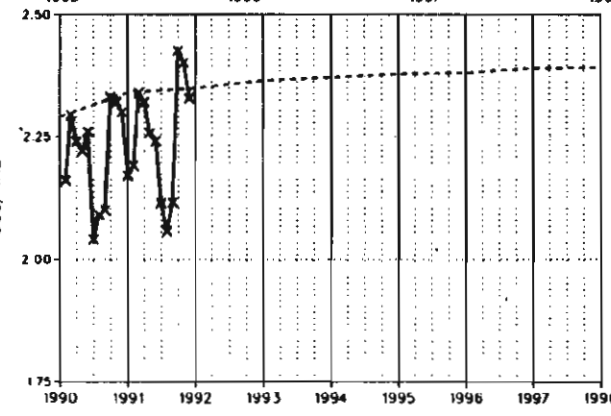
DATE OF ISSUE: 01/17/92  
 EXCHANGE: DELAND  
 DATABASE: LIVE  
 EQ TYPE: D100  
 NXX: 734 736 738 822

BUILDING: DELDFLMA STATE: FL  
 LATA: DYBH/456  
 COMPANY: SBEL AREA: CEFL  
 DIVISION: SWDY DISTRICT DAYT  
 EXHAUST: \*\*/\*\*/\*\*  
 CONTACT: ATDECARDENAS  
 NUMBER: BDMORGAN  
 EQ ENGINEER: HTGLOVER

E. A. DATE: 12/19/87  
 DIR CLOSE: 01/09/92  
 DIR DELIVER: 03/24/92  
 NAL FCST: 01/31/91  
 CCS FCST: 08/15/91  
 ENTITY CUT: 11/14/87  
 ENTITY TERM: 12/31/10  
 LATEST NAL: 24660  
 SWITCH HOST

ENTITY: CHART:  
 DELDFLMADSO 13.0

YEAR	1990	1991	1992	1993	1994	1995	1996	1997	1998
NAL	22977 (A)	24051 (A)	24685 (A)	25186 (F)	25952 (F)	26705 (F)	27594 (F)	28545 (F)	29702 (F)
LINES	22977	24051	24685	25186	25952	26705	27594	28545	29702
CCS/NAL	2.29	2.34	2.35	2.36	2.37	2.38	2.38	2.39	2.39
CCS STATUS	A	A							
NAL/LN RATIO	1.00000	1.00000	1.00000	1.00000	1.00000	1.00000	1.00000	1.00000	1.00000
SVC	1990	1991	1992						
DTS									
IML									
%IFFM									
JOBNUM	P3A5079	P3A8070	P3A8503	P3B1018	P3A5790	DELOGTH	13-DELDEND		
RDYSD	05/11/90	12/21/90	09/13/91	05/22/92	03/28/93	08/20/95	04/03/97		
REQSD	05/11/90	12/21/90	09/13/91	05/22/92	03/28/93	08/20/95	04/03/97		
SHIP	11/17/89	09/07/90	08/07/91	01/31/92	11/14/92	04/08/95	**/**/**		



REPORT: PART 8  
 PAGE: 1 OF 2  
 BUILDING: DELAND  
 ENT CUT: 11/14/87

ENTITY: DELOFLMAOSO  
 ENT TERM: 12/31/10

LSD SYSTEM  
 GRAPHIC PART 8 VERSION 1.00  
 DATABASE: LIVE

DATE: 01/17/92  
 TIME: 20:39:02  
 CHART NO.: 13.0  
 EQ TYPE: 0100

JOB/ADJ/AT	P3A5079	P3A6070	P3A8503	P361018	P3A5790	OELOGTH
EVENT-DATE	05/11/90	12/21/90	09/13/91	05/22/92	03/28/93	08/20/95
RDYSO/TOATE	05/11/90	12/21/90	09/13/91	05/22/92	03/28/93	08/20/95
REQSO	05/11/90	12/21/90	09/13/91	05/22/92	03/28/93	08/20/95
CAP EXH.	##/##/##	##/##/##	##/##/##	##/##/##	##/##/##	##/##/##
SHIP DATE	11/17/89	09/07/90	06/07/91	01/31/92	11/14/92	04/08/95
JOB DESC.	GEN.CA	GEN.CA	GEN.CA	GEN.CA	GEN.CA	CA
NAL TRANS						
TRANS ENT						
LSEI	OR	OR	OR	OR	OR	OR
NAL CAP SE	10400 88600	88600 88600	88600 88600	88600 88600	28800 117400	25000 142400
TC	10400 88600	88600 88600	88600 88600	88600 88600	28800 117400	25000 142400
LNS	1500 25500	800 26300	100 26400	1900 28300	1900 28300	1300 29600
NOS	34000	34000	34000	34000	34000	34000
ML	1500 25500	800 26300	100 26400	1900 28300	1900 28300	1300 29600
CNTRX CAP						
INST. NOS	40000	40000	40000	40000	10000 50000	50000
UAV ASSGN	0	0	0	0	10000 10000	10000
%FNOS	85.00	85.00	85.00	85.00	85.00	85.00
INST. LNS	3520 40192	40192	6048 46240	46240	5952 52192	7584 59776
UAV ASSGN	10 480	480	480	480	480	480
%TOTAL FILL	64.23	66.25	57.71	57.71	54.74	49.94
LNCAP IN LNS	1500 25500	800 26300	100 26400	1900 28300	1900 28300	1300 29600
SIZING DATE	06/01/89	08/01/89	03/08/90	03/06/91	02/07/91	10/25/90
NOO DUE	05/13/89	01/25/90	10/27/90	06/01/91	03/21/92	09/03/94
TELCO DUE	09/29/89	06/08/90	02/16/91	10/25/91	07/18/92	12/17/94
TURNOVER	04/06/90	12/21/90	09/13/91	05/22/92	03/07/93	07/30/95
GENERIC SVC						
GENERIC	8CS-29	8CS-30	8CS-31	8CS-33	8CS-34	8CS-32
CONC RATIO	3	3	3	3	3	3
ENG LSF						
ENG CCS/NAL	2.42	2.44	2.44	2.44	2.45	2.45
DESIGN BS						
MRAJ	7.36	8.74	18.46	10.12	28.75	19.45
PROCESSOR	80700	80700	80700	80700	39300 120000	120000
CAP TRUNK	80	80	80	100	100	100
OGTL TK UNIT						
LLN/LT/SH/NM	1	0	0	1	1	0
LSR/LTS/##	6	6	6	6	2	8
LSH/##/L32						
TSC/##/T55/NP	10 321	26 347	36 383	-37 346	165 511	44 555
TLN/##/L64	10 400	400	400	400	400	400
TOT FRS/SHL	2	3	4	1	8	5
REUSE FR/SHL	0	0	0	0	0	0
GROSS ADOOS	1200	100	422	110	800	800
EXT JOB DESC	TSTR					
%CTOIP	9.70	9.70	9.70	9.70	9.70	9.70

JOB CAT.     A                     A                     A                     T                     A                     A

REPORT: PARTB  
PAGE: 2 OF 2  
BUILDING: DELAND  
ENT CUT: 11/14/87

ENTITY: DELOFLMADSO  
ENT TERM: 12/31/10

LSDF SYSTEM  
GRAPHIC PART B VERSION 1.00  
DATABASE: LIVE

DATE: 01/17/92  
TIME: 20:39:02  
CHART NO.: 13.0  
EQ TYPE: 0100

JOB/ROJ/AT 13-DELDEND  
EVENT-NUM EVT1  
EVENT-DATE 04/03/97  
RDYSD/TDATE 04/03/97  
REQSD 04/03/97

CAP EXH. ##/##/##  
SHIP DATE ##/##/##

JOB DESC.  
NAL TRANS

TRANS ENT  
LSE1  
NAL CAP SE 142400  
TC 142400  
LNS 29600  
NOS 34000  
ML 29600

CNTRX CAP  
INST. NOS 50000  
UAV ASSGN 10000  
%FNDS 85.00

INST. LNS 59776  
UAV ASSGN 480  
%TOTAL FILL 49.94  
LNCAP IN LNS 29600

SIZING DATE

NDO OUE  
TELCO DUE  
TURNOVER  
GENERIC SVC BCS-33

GENERIC  
CONC RATIO  
ENG LSF  
ENG CCS/NAL  
DESIGN BS

MRAJ 0.00  
PROCESSOR 120000  
CAP TRUNK 100

DGTL TK UNIT 0  
LLN/LT/SM/NM 9  
LSR/LTS/■/■  
LSH/■/■/L32 0  
TSC/■/TSS/NP 555  
TLN/■/■/L64 400

TOT FR/SHL 0  
REUSE FR/SHL 0  
GROSS ADDNS 0  
EXT JOB DESC  
%CTDIP 8.70

JOB CAT.



REPORT: PARTB  
 PAGE: 1 OF 2  
 BUILDING: DELANO  
 ENT CUT: 11/14/87

ENTITY: DELOFLMAOS0  
 ENT TERM: 12/31/10

LSDP SYSTEM  
 DIGITAL PART B VERSION 1.00  
 DATABASE: LIVE

DATE: 01/17/92  
 TIME: 20:39:02  
 CHART NO.: 13.0  
 EQ TYPE: 0100

JOB/ADJ/AT	P3A5079	P3A6070	P3A8503	P381018	P3A5790	DELOGTH
EVENT-NUM	EVT1	EVT1	EVT1	EVT1	EVT1	EVT1
EVENT-DATE	05/11/90	12/21/90	09/13/91	05/22/92	03/28/93	08/20/95
RDYSO/TDATE	05/11/90	12/21/90	09/13/91	05/22/92	03/28/93	08/20/95
RCQSD	05/11/90	12/21/90	09/13/91	05/22/92	03/28/93	08/20/95
CAP EXH.	##/##/##	##/##/##	##/##/##	##/##/##	##/##/##	##/##/##
SHIP DATE	11/17/89	09/07/90	06/07/91	01/31/92	11/14/92	04/08/95
JOB DESC.	GEN.CA	GEN.CA	GEN.CA	GEN.CA	GEN.CA	CA
TRANS ENT						

ANALOG SECTION -----

NAL TRANS	P3A5079	P3A6070	P3A8503	P381018	P3A5790	DELOGTH
NAL CAP TC	42400	42400	42400	42400	42400	42400
LNS	21500	21500	21500	21500	21500	21500
ML	21500	21500	21500	21500	21500	21500
LINE UNITS		40	40	40	40	40
INST. LNS	25600	25600	25600	25600	25600	25600
UAV ASSGN	384	384	384	384	384	384
%FILL	85.30	85.30	85.30	85.30	85.30	85.30
ALNCAP LNS	21500	21500	21500	21500	21500	21500
AENG CCS NAL	2.39	2.39	2.39	2.39	2.39	2.39
ANLC DEF LNS	0					
ISON CAP TC				0	0	0
ISON CAP LNS				0	0	0
ISON CAP ML				0	0	0
ISON LN MOO				0	0	0
ISON INS LNS				0	0	0
ISON UAV LNS				0	0	0
ISON %FILL				0	0	0
ISON ENG CCS						

DIGITAL SECTION -----

NAL TRANS	P3A5079	P3A6070	P3A8503	P381018	P3A5790	DELOGTH
NAL CAP TC	46200	46200	46200	46200	28800	75000
LNS	4000	4000	800	4900	1900	6800
ML	4000	4000	800	4900	1900	6800
LINE UNITS		20	20	26	9	35
INST. LNS	14592	14592	14592	20640	5952	26592
UAV ASSGN	96	96	96	96	96	96
%FILL	27.59	33.11	23.85	23.85	25.66	23.77
OLNCAP LNS	4000	4000	800	4900	1900	6800
OENG CCS NAL	2.23	2.23	2.23	2.23	2.30	2.32
CAP SLC SYS	8	63	63	41	104	40
ENG SLC MO 1						144
ENG SLC MO2						35
DEF SLC SYS		0	0	0	0	0
CAP URBN SYS	4	16	16	4	20	4
DEF URBN SYS		0	0		0	0
CAP OMS112						8
SLC OLU	2	16	16	5	21	8
URBAN OLU	1	4	4	1	5	1

REPORT: PARTB  
PAGE: 2 OF 2  
BUILDING: DELANO  
ENT CUT: 11/14/87

ENTITY: OEOFLMAOSO  
ENT TERM: 12/31/10

LSOF SYSTEM  
DIGITAL PART B VERSION 1.00  
DATABASE: LIVE

DATE: 01/17/92  
TIME: 20:39:02  
CHART NO.: 13.0  
EQ TYPE: 0100

JOB/AOJ/AT 13-DELOEND  
EVENT-NUM EVT1  
EVENT-DATE 04/03/97  
ROYSO/TOATE 04/03/97  
REQSO 04/03/97

CAP EXH. \*\*/\*\*/\*\*  
SHIP DATE \*\*/\*\*/\*\*  
JOB OESC:  
TRANS ENT

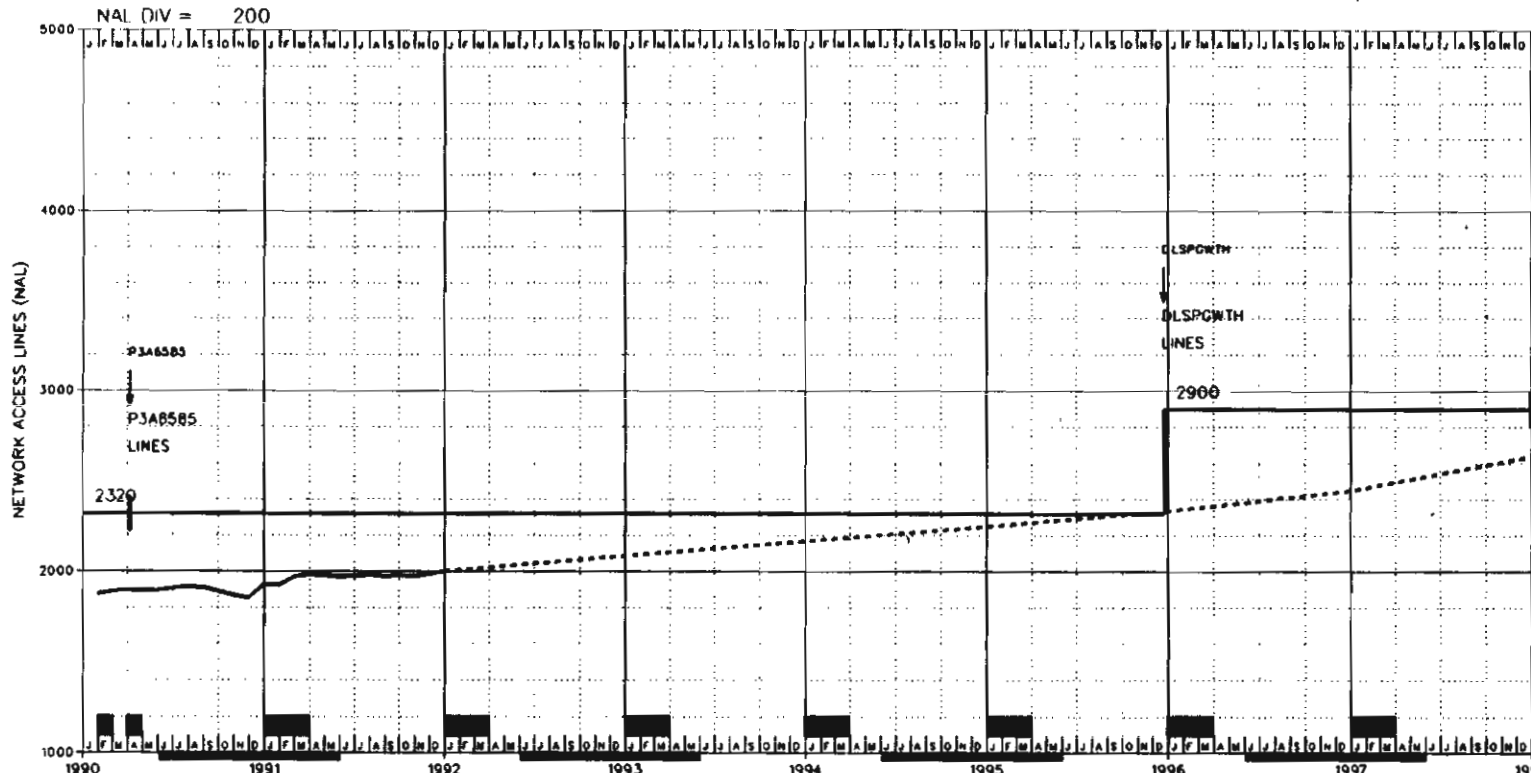
ANALOG SECTION -----

NAL TRANS		
NAL CAP TC		42400
LNS		21500
ML		21500
LINE UNITS		40
INST. LNS		25600
URV ASSGN		384
%FILL	85.30	
ALNCAP LNS		21500
ENG CCS NAL	2.39	
ANLG DEF LNS		0
ISON CAP TC		0
ISON CAP LNS		0
ISON CAP ML		0
ISON LN MOD		0
ISON INS LNS		0
ISON URV LNS		0
ISON %FILL		
ISON ENG CCS		

DIGITAL SECTION -----

NAL TRANS		
NAL CAP TC		100000
LNS		8100
ML		8100
LINE UNITS		44
INST. LNS		34176
URV ASSGN		96
%FILL	23.77	
OLNCAP LNS		8100
ENG CCS NAL	2.32	
CAP SLC SYS		179
ENG SLC MD 1		
ENG SLC MD 2		
DEF SLC SYS		0
CAP URBAN SYS		32
DEF URBAN SYS		0
CAP DHS112		
SLC OLU		36
URBAN OLU		8





NOTES:  
9911 REPL KEYED ON EQ ACC REQUEST

REASON FOR REISSUE:  
3380 DLSPMA-111 E BERLIN RD  
SONDS

DATE OF ISSUE: 01/17/92  
EXCHANGE: DELEON SPRINGS  
DATABASE: LIVE  
EQ TYPE: RSC  
NXX: 985

BUILDING: DLSPFLMA STATE: FL  
LATA: DYBH/456  
COMPANY: SBEL AREA: CEFL  
DIVISION: SWDY DISTRICT: DAYT  
EXHAUST: \*\*/\*\*/  
CONTACT: ATDECARDENAS  
NUMBER: BDMORGAN  
EQ ENGINEER: HTGLOVER

E. A. DATE: 11/14/87  
DIR CLOSE: 01/09/92  
DIR DELIVER: 03/24/92  
NAL FCST: 06/15/91  
CCS FCST: 08/15/91  
ENTITY CUT: 11/14/87  
ENTITY TERM: 12/31/10  
LATEST NAL: 1986  
SWITCH HOST: DELDFLMADSO  
ENTITY: CHART:

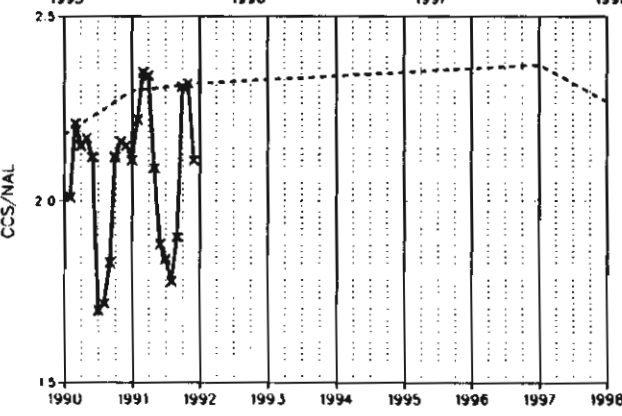
DLSPFLMARSO 14.0

YEAR	1990	1991	1992	1993	1994	1995	1996	1997	1998
NAL	1864 (A)	1925 (A)	2002 (A)	2086 (F)	2168 (F)	2250 (F)	2335 (F)	2450 (F)	2638 (F)
LINES	1864	1925	2002	2086	2168	2250	2335	2450	2638
CCS/NAL	2.18	2.30	2.32	2.33	2.34	2.35	2.36	2.37	2.27
CCS STATUS	A	A							

NAL/LN RATIO	1.00000	1.00000	1.00000	1.00000	1.00000	1.00000	1.00000	1.00000	1.00000
--------------	---------	---------	---------	---------	---------	---------	---------	---------	---------

SVC.	1990	1991	1992
DTS			
IML			
%IFFM			

JOBNUM	RDYSD	REQSD	SHIP
P3A6585	04/06/90	04/06/90	03/01/90
DLSPGWTH	12/24/95	12/24/95	09/02/95
DLSPEND	12/31/97	12/31/97	**/**/**



REPORT: PARTB  
 PAGE: 1 OF 1  
 BUILDING: DELEON SPRINGS  
 ENT CUT: 11/14/87

ENTITY: OLSPFMARSO  
 ENT TERM: 12/31/10

LSOF SYSTEM  
 GRAPHIC PART B VERSION 1.00  
 DATABASE: LIVE

DATE: 01/17/92  
 TIME: 20:39:02  
 CHART NO.: 14.0  
 EQ TYPE: RSC

JOB/ADJ/AT	P3A6S85	OLSPGWNH	OLSPEND		
EVENT-NUM	EVT1	EVT1	EVT1		
EVENT-DATE	04/06/90	12/24/95	12/31/97		
ROYSO/TOATE	04/06/90	12/24/95	12/31/97		
REQSO	04/06/90	12/24/95	12/31/97		
CAP EXH.	##/##/##	##/##/##	##/##/##		
SHIP DATE	03/01/90	09/02/95	##/##/##		
JOB OESC	GEN	GA	##/##/##		
NAL TRANS					
TRANS ENT					
LSEI					
NAL CAP SE	240	4350	790	S140	S140
TC	240	4350	790	5140	5140
LNS		2320	580	2900	2900
NOS		8500		8500	8500
ML		2320	580	2900	2900
CNTRX CAP					
INST. NOS		10000		10000	10000
UAV ASSGN		0		0	0
%FNOS	85.00		85.00		
INST. LNS		2560	640	3200	3200
UAV ASSGN		38	10	48	48
%TOTAL FILL	92.10		92.10		92.10
LNCAP IN LNS		2320	580	2900	2900
SIZING DATE	06/15/89		02/25/91		
NDO DUE	08/03/89		02/25/95		
TELCO QUE	11/30/89		05/06/95		
TURNOVER	04/06/90		12/24/95		
GENERIC SVC					
GENERIC	BCS-29		BCS-31		
CONC RATIO	3		3		3
FNG LSF					
ENG CCS/NAL	2.34		2.34		
DESIGN BS					
MRAJ	0.00		24.25		0.00
PROCESSOR					0
CAP TRUNK		0			0
DCTL TK UNIT			0		0
LLN/LT/SM/NM		1			1
LSR/LTS/##		4			4
LSH/##/L32		40			40
TSC/##/TSS/NP		6			7
TLN/##/L64			1		7
TOT FRS/SHL	0		1		0
REUSE FR/SHL	0		0		0
GROSS ROOMS	20		50		50
EXT JOB OESC	GEN		GA		
%CTDIP	4.90		4.90		4.90

JOB CAT. G A

REPORT: PARTB

PAGE: 1 OF 1

BUILDING: OELEON SPRINGS

ENT CUT: 11/14/87

ENTITY: DLSPLMARSO

ENT TERM: 12/31/10

LSOF SYSTEM  
DIGITAL PART B VERSION 1.00  
DATABASE: LIVE

DATE: 01/17/92

TIME: 20:39:02

CHART NO.: 14.0

EQ TYPE: RSC

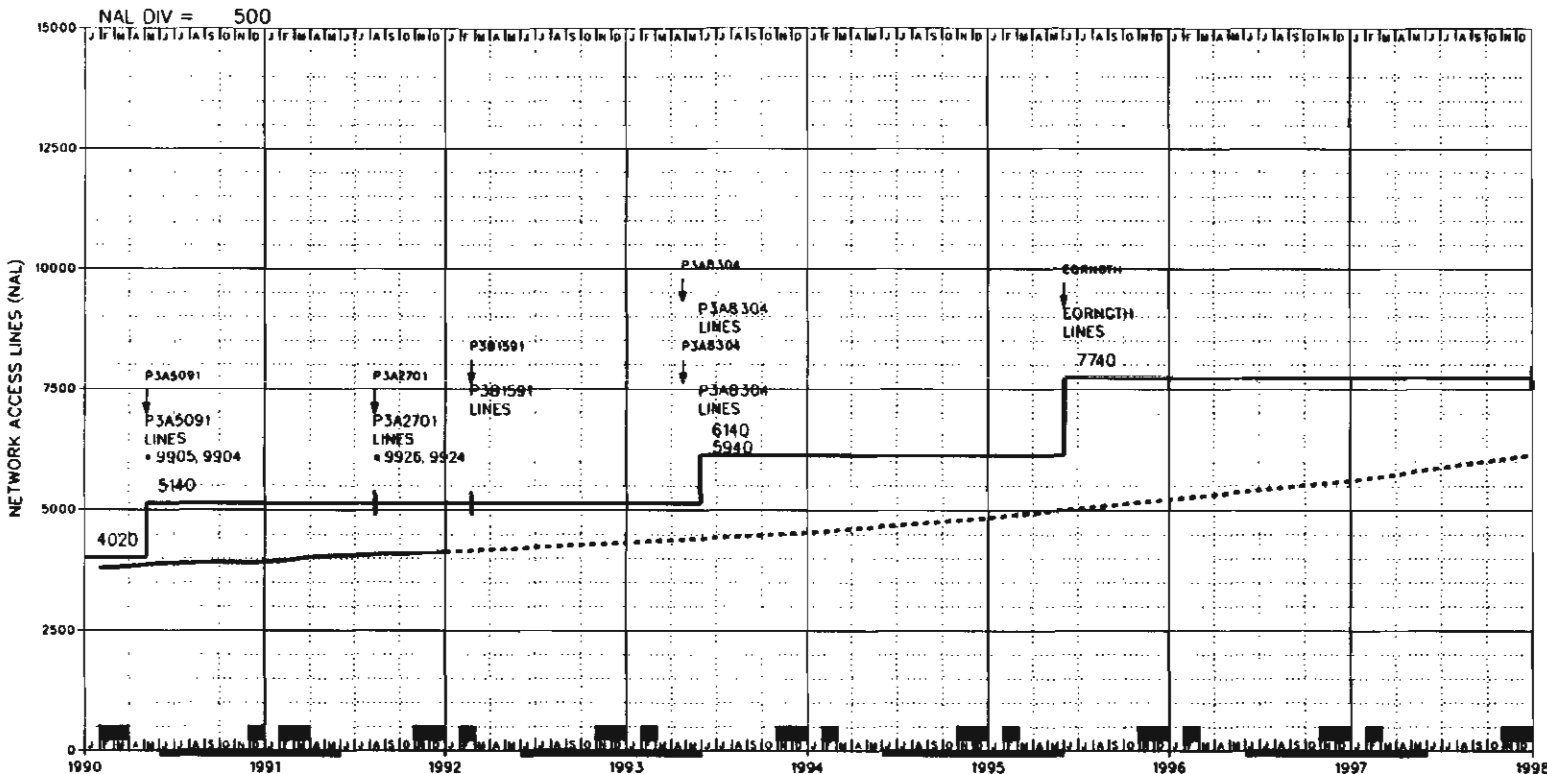
JOB/ADJ/AT	P3A6S85	OLSPGWH	OLSPEND
EVENT-NUM	EVT1	EVT1	EVT1
EVENT-DATE	04/06/90	12/24/95	12/31/97
RDYSO/TDATE	04/06/90	12/24/95	12/31/97
REQSO	04/06/90	12/24/95	12/31/97
CAP EXH.	##/##/##	##/##/##	##/##/##
SHIP DATE	03/01/90	09/02/95	##/##/##
JOB DESC.	GEN	GA	
TRANS ENT			

ANALOG SECTION -----

NAL TRANS					
NAL CAP TC	4350	4350	790	5140	5140
LNS		2320	580	2900	2900
ML		2320	580	2900	2900
LINE UNITS		4		5	5
INST. LNS		2560	640	3200	3200
URV ASSGN		38	10	48	48
%FILL	92.10		92.10		92.10
ALNCAP LNS		2320	580	2900	2900
AENG CCS NAL	2.34		2.34		2.34
ANLC DEF LNS					
ISDN CAP TC					
ISDN CAP LNS					
ISDN CAP ML					0
ISDN LN MOD					
ISDN INS LNS					
ISDN URV LNS					
ISDN %FILL					
ISDN ENG CCS					

DIGITAL SECTION -----

NAL TRANS			
NAL CAP TC	0		0
LNS	0		0
ML	0		0
LINE UNITS	0	0	0
INST. LNS	0		0
URV ASSGN	0		0
%FILL			
DLNCAP LNS	0		0
DENG CCS NAL			
CAP SLC SYS	0		
ENG SLC MD 1			
ENG SLC MD2			
DEF SLC SYS	0		
CAP URBN SYS	0		
DEF URBN SYS	0		
CAP OMS112			
SLC DLU			
URBAN DLU			



**NOTES:**  
 9904 CCS7 TRUNK SIGNALING  
 9905 TOUCHSTAR PHASE I  
 9924 TOUCHSTAR PHASE II  
 9926 CCS ACCESS CAPABILITY  
 3004 NPA 407 EFFECTIVE  
 04/16/88

**REASON FOR REISSUE:**  
 3705 EORNMA-EAST ST-RD 50&52  
 SONS

**DATE OF ISSUE:** 01/17/92  
**EXCHANGE:** EAST ORANGE  
**DATABASE:** LIVE  
**EQ TYPE:** 5RSM  
**NXX:** 568

**BUILDING:** EORNFLMASTATE: FL  
**LATA:** ORLD/458  
**COMPANY:** SBEL AREA: CEFL  
**DIVISION:** SWOR DISTRICT: ORLD  
**EXHAUST:** \*\*/\*\*  
**CONTACT:** CRSMOOT  
**NUMBER:** BGWILCHER  
**EQ ENGINEER:** JBSTANLEY

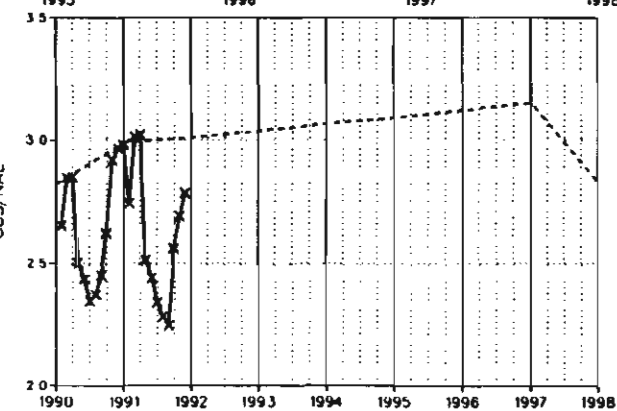
**E. A. DATE:** 11/24/86  
**DIR CLOSE:** 07/24/90  
**DIR DELIVER:** 10/29/90  
**NAL FCST:** 06/15/91  
**CCS FCST:** 08/15/91  
**ENTITY CUT:** 11/22/86  
**ENTITY TERM:** 12/31/99  
**LATEST NAL:** 4128  
**SWITCH HOST:** DBRYFLDLSO  
**ENTITY:** CHART:

**EORNFLMARSO 15.0**

YEAR	1990	1991	1992	1993	1994	1995	1996	1997	1998
NAL	3780 (A)	3923 (A)	4137 (A)	4332 (F)	4542 (F)	4842 (F)	5222 (F)	5607 (F)	6147 (F)
LINE	3780	3923	4137	4332	4542	4842	5222	5607	6147
CCS/NAL	2.82	2.99	3.01	3.04	3.07	3.09	3.12	3.15	2.83
CCS STATUS	A	A							
NAL/LN RATIO	1.00000	1.00000	1.00000	1.00000	1.00000	1.00000	1.00000	1.00000	1.00000
SVC									
DTS									
IML									
%IFFM									

JOBNUM	RDYSD	REQSD	SHIP
P3A5091	05/06/90	05/06/90	01/06/90
P3A2701	08/11/91	08/11/91	04/06/91
P3B1591	02/23/92	02/23/92	01/25/92
P3A8304	05/30/93	04/25/93	01/02/93
P3A8304	05/30/93	04/25/93	01/02/93
EORNGTH	06/04/95	06/04/95	12/31/94
13-EORNEND	12/31/97	12/31/97	**/**/**



REPORT: PART8  
 PAGE: 1 OF 2  
 BUILDING: EAST ORANGE  
 ENT CUT: 11/22/86

ENTITY: EORNFLMARSO  
 ENT TERM: 12/31/99

LSOF SYSTEM  
 GRAPHIC PART 8 VERSION 1.00  
 DATABASE: LIVE

DATE: 01/17/92  
 TIME: 20:39:02  
 CHART NO.: 15.0  
 EQ TYPE: SRSM

JOB/AOJ/AT	P3A5091	P3A2701	P3B1591	P3A8304	P3A8304	EORNGTH
EVENT-NUM	EVT1	EVT1	EVT1	EVT1	EVT2	EVT1
EVENT-DATE	05/06/90	08/11/91	02/23/92	05/30/93	05/30/93	06/04/95
ROYSO/TOATE	05/06/90	08/11/91	02/23/92	05/30/93	05/30/93	06/04/95
REQSD	05/06/90	08/11/91	02/23/92	04/25/93	04/25/93	06/04/95
CAP EXH.	##/##/##	##/##/##	##/##/##	##/##/##	##/##/##	##/##/##
SHIP DATE	01/06/90	04/06/91	01/25/92	01/02/93	01/02/93	12/31/94
JOB OESC.	GEN.GA	GENERIC	UM8	ADV COMP	GA	GEN.GA
NAL TRANS						
TRANS ENT						
LSEI	TO	TO	TO	TO	TO	TO
NAL CAP SE	2090 8690	8690	8690	8690	8690	4460 13150
TC	2090 8690	8690	8690	8690	8690	4460 13150
LNS	1120 5140	5140	5140	800 5940	200 6140	1600 7740
NOS	8500	8500	8500	8500	8500	8500
ML	1120 5140	5140	5140	800 5940	200 6140	1600 7740
CNTRX CAP						
INST. NOS		10000	10000	10000	10000	10000
UAV ASSGN		0	0	0	0	0
%FNOS	85.00	85.00	85.00	85.00	85.00	85.00
INST. LNS	1088 7616	7616	7616	1728 9344	9344	2304 11648
UAV ASSGN	8 150	150	150	150	150	150
%TOTAL FILL	68.79	68.79	68.79	64.56	66.74	67.28
LNCAP IN LNS	1120 5140	5140	5140	800 5940	200 6140	1600 7740
SIZING DATE	05/03/89	08/20/90	05/13/91	02/25/91	02/25/91	01/13/92
NDO OUE	03/04/89	10/03/90	06/29/91	01/15/92	01/15/92	03/05/94
TELCO OUE	07/01/89	10/13/90	09/07/91	07/04/92	07/04/92	07/02/94
TURNOVER	05/06/90	08/11/91	02/23/92	05/30/93	05/30/93	05/14/95
GENERIC SVC						
GENERIC	SE5.2	SE6	SE6	SE7	SE8	SE10
CONC RATIO	8:1	8:1	8:1	8:1	8:1	8:1
ENG LSF						
ENG CCS/NAL	1.83	1.85	1.85	1.85	1.85	1.88
DESIGN 85		90	90	90	90	90
MRAJ	35.65	17.25	0.00	24.15	24.15	30.92
PROCESSOR						
CAP TRUNK	8 32	32	32	32	32	-3 29
DGTL TK UNIT	1	0	0	0	0	0
LLN/LI/SM/NM	1 4	4	4	4	4	4
LSR/LTS/##/						
LSH/##/L32		0	0	0	0	0
TSC/##/TSS/NP	8 27	27	27	4 31	31	1 32
TLN/##/L64		0	0	0	0	0
TOT FRS/SHL	0	0	0	0	0	0
REUSE FR/SHL	0	0	0	0	0	0
GROSS ADDNS	305	60	10	150	0	160
EXT JOB DESC		GEN	UM8			
%CTDIP	11.00	11.00	11.00	11.00	11.00	11.00
JOB CAT.	A	G	M	A	A	A

REPORT: PARTB  
PAGE: 2 OF 2  
BUILDING: EAST ORANGE  
ENT CUT: 11/22/86

ENTITY: EORNFLMARSO  
ENT TERM: 12/31/99  
LSDF SYSTEM  
GRAPHIC PART B VERSION 1.00  
DATABASE: LIVE

DATE: 01/17/92  
TIME: 20:39:02  
CHART NO.: 15.0  
EQ TYPE: SRSM

JOB/AOJ/AT 13-EORNEND  
EVENT-NUM EVT1  
EVENT-DATE 12/31/97  
RDYSD/TDATE 12/31/97  
REQSD 12/31/97

CAP EXH. ■■/■■/■■  
SHIP DATE ■■/■■/■■  
JOB DESC.  
NAL TRANS  
TRANS ENT

LSEI  
NAL CAP SE 13150  
TC 13150  
LNS 7740  
NOS 8500 17000  
ML 7740

CNTRX CAP  
INST. NOS 10000 20000  
UAV ASSGN 0  
%FNOS 85.00  
INST. LNS 11648  
UAV ASSGN 150  
%TOTAL FILL 67.28 7740  
LNCAP IN LNS  
SIZING DATE

NOO DUE  
TELCO DUE  
TURNOVER  
GENERIC SVC  
GENERIC  
CONC RATIO  
ENG LSF  
ENG CCS/NAL  
DESIGN BS

MRAJ 0.00  
PROCESSOR  
CAP TRUNK 29  
DCTL TK UNIT 0  
LLN/LT/SM/NM  
LSR/LTS/■/■  
LSH/■/■/L32  
TSC/■/TSS/NP  
TLN/■/■/L64  
TOT FR/SHL  
REUSE FR/SHL  
GROSS ADDNS  
EXT JOB DESC  
%CTOIP 11.00

JOB CAT.







REPORT: PARTB  
PAGE: 2 OF 2  
BUILDING: EAST ORANGE  
ENT CUT: 11/22/86

ENTITY: EDRNFLMARSO  
ENT TERM: 12/31/99

LSDF SYSTEM  
DIGITAL PART B VERSION 1.00  
DATABASE: LIVE

DATE: 01/17/92  
TIME: 20:39:02  
CHART NO.: 15.0  
EQ TYPE: SRSM

JOB/ROJ/AT 13-EORNEND  
EVENT-NUM EVT1  
EVENT-DATE 12/31/97  
RDYSD/TDATE 12/31/97  
REQSD 12/31/97

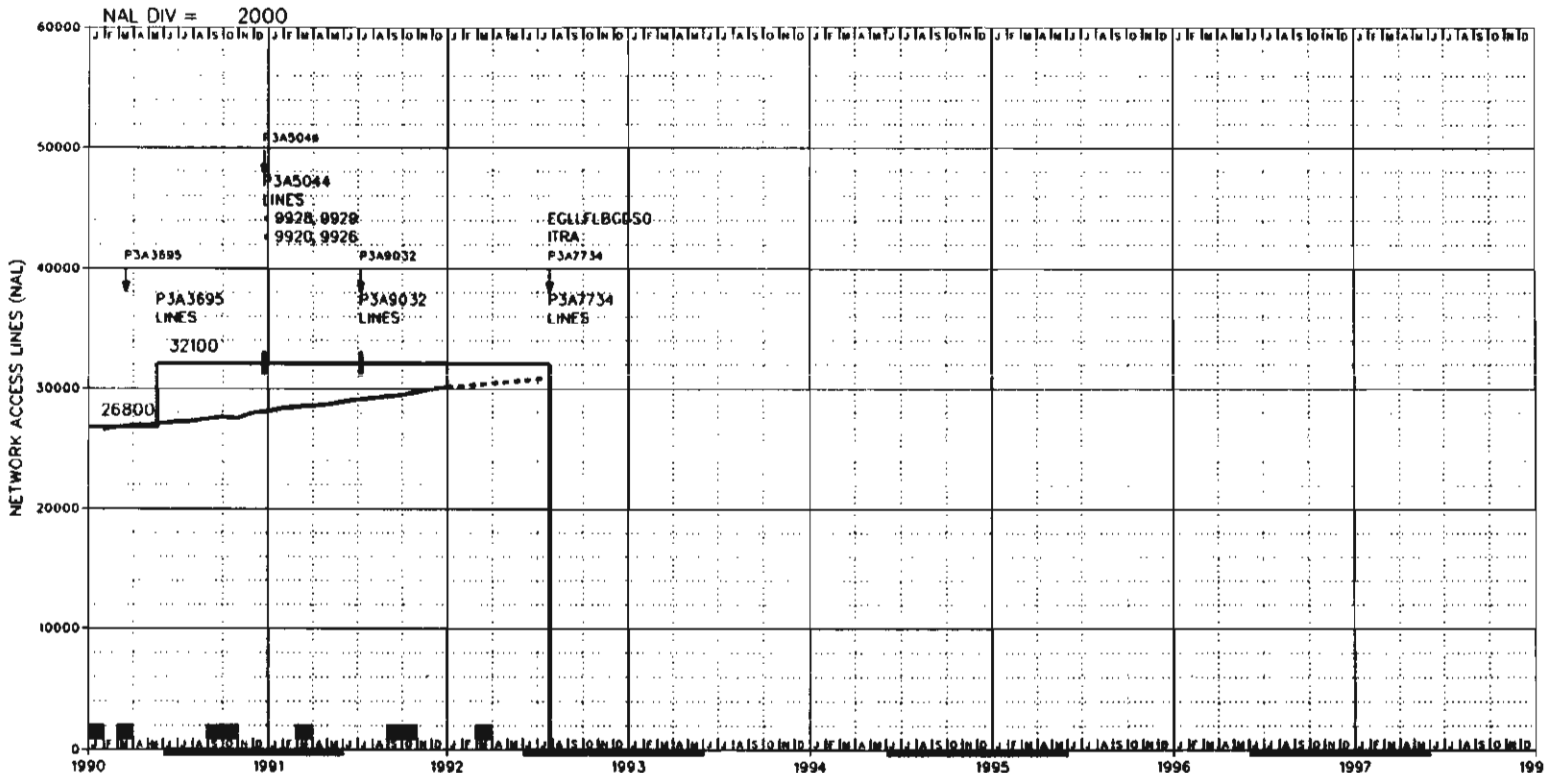
CAP EXH. \*\*/\*\*/  
SHIP DATE \*\*/\*\*/  
JOB QESC.  
TRANS ENT

ANALOG SECTION -----

NAL TRANS	
NAL CAP TC	4150
LNS	3040
ML	3040
LINE UNITS	7
INST. LNS	3584
URV ASSGN	54
%FILL	86.00
ALNCAP LNS	3040
RENG CCS NAL	
ANLG DEF LNS	
ISDN CAP TC	
ISDN CAP LNS	
ISDN CAP ML	
ISDN LN MOD	
ISDN INS LNS	
ISDN URV LNS	
ISDN %FILL	
ISDN ENG CCS	

DIGITAL SECTION -----

NAL TRANS	
NAL CAP TC	9000
LNS	4700
ML	4700
LINE UNITS	14
INST. LNS	8064
URV ASSGN	96
%FILL	58.99
DLNCAP LNS	4700
DENG CCS NAL	
CAP SLC SYS	83
ENG SLC MD 1	
ENG SLC MD2	
DEF SLC SYS	0
CAP URBN SYS	
DEF URBN SYS	
CAP QMS112	
SLC OLU	
URBAN OLU	



NOTES:  
 9920 SSP/800 LOCATION  
 9928 CCS ACCESS CAPABILITY  
 9928 ONA REQUIREMENTS  
 9929 TOUCHSTAR PHASE I & II  
 3004 NPA 407 EFFECTIVE  
 04/16/88

REASON FOR REISSUE:  
 3049 EGLLFG-1750 CROTON AVE

DATE OF ISSUE: 01/17/92  
 EXCHANGE: EAU CALLIE  
 DATABASE: LIVE  
 EQ TYPE: 1AES  
 NXX:  
 242 253 254 255 259

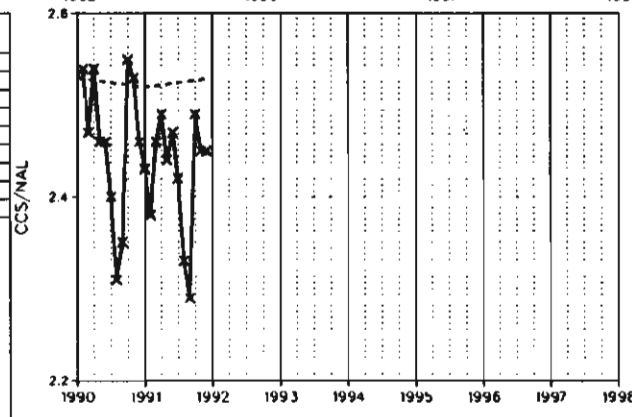
BUILDING: EGLLFG STATE: FL  
 LATA: ORLD/458  
 COMPANY: SBEL AREA: CEFL  
 DIVISION: SWDY DISTRICT: DAYT  
 EXHAUST: \*\*/\*\*/  
 CONTACT: CRSMOOT  
 NUMBER SSDERR  
 EQ ENGINEER C LEROY

E. A. DATE 08/19/85  
 DIR CLOSE 01/30/92  
 DIR DELIVER 04/10/92  
 NAL FCST 06/15/91  
 CCS FCST 08/15/91  
 ENTITY CUT 04/27/75  
 ENTITY TERM 07/25/92  
 LATEST NAL 29996  
 SWITCH HOST  
 ENTITY: CHART:

EGLLFG25E 16.0

YEAR	1990	1991	1992	1993	1994	1995	1996	1997	1998
NAL	26333(A)	28169 (A)	30146 (A)						
LINES	26333	28169	30146						
CCS/NAL	2.53	2.52	2.53						
CCS STATUS	A	A							
NAL/LN RATIO	1.00000	1.00000	1.00000						

SVC	1990	1991	1992	JOBNUM	RDYSD	REQSD	SHIP
DTS	CC	CC	CC	PJA3695	05/20/90	03/17/90	01/11/90
	CC	CC	CC	PJA5044	12/23/90	12/23/90	05/05/90
	CC	CC	CC	PJA9032	07/07/91	07/07/91	03/30/91
	CC	CC	CC	PJA7734	07/25/92	07/25/92	07/23/92
IML	CC	CC	CC				
%IFFM	CC	CC	CC				



REPORT: PARTB

PAGE: 1 OF 1

BUILDING: ECLL-BOWE GAROSEN ENTITY: ECLLFLB025E

ENT CUT: 04/27/75

ENT TERM: 07/25/92

LSOF SYSTEM  
GRAPHIC PART B VERSION 1.00  
DATABASE: LIVE

DATE: 01/17/92

TIME: 20:39:02

CHART NO.: 16.0

EO TYPE: IAES

JOB/ADJ/AT	P3A3695	P3A5044	P3A9032	1992A1	P3A7734
EVENT-NUM	EVT1	EVT1	EVT1	EVT1	EVT1
EVENT-DATE	05/20/90	12/23/90	07/07/91	07/25/92	07/25/92
ROYSD/TDATE	05/20/90	12/23/90	07/07/91	07/25/92	07/25/92
REOSO	03/17/90	12/23/90	07/07/91	07/25/92	07/25/92
CAP EXH.	##/##/##	##/##/##	##/##/##	##/##/##	##/##/##
SHIP DATE	01/13/90	05/05/90	03/30/91	07/23/92	07/23/92
JOB OESC.	GA	SSP/LASS	TSTAR/ONA	IIRA	OISP
NAL TRANS				-30900	
TRANS ENT				ECLLFLB050	
LSE1	LTJTR	LTJTR	LTJTR		
NAL CAP SE	3900	3900	100	33000	-33000 0
TC	3900	32900	100	33000	-33000 0
LNS	5300	32100		32100	-32100 0
NOS		34000	7100	41100	-41100 0
ML	S300	32100		32100	-32100 0
CNTRX CAP		0		0	0
INST. NOS		40000	10000	50000	-50000 0
UAV ASSGN		0	1600	1600	-1600 0
%FNOS	85.00		85.00	85.00	
INST. LNS	6144	36864		36864	-36864 0
UAV ASSGN	129	774		774	-774 0
%TOTAL FILL	89.00		89.00	89.00	
LNCAP IN LNS	5300	32100		32100	-32100 0
SIZING DATE	08/15/88	10/27/88		05/23/90	
NDO DUE	03/04/89	10/07/89		07/21/90	10/18/91
TELCO DUE	07/31/89	12/16/89		09/29/90	02/14/92
TURNOVER	05/20/90	12/23/90		07/07/91	
GENERIC SVC					
GENERIC	1AE10	1AE11		1AE11	
CONC RATIO	4:1	4:1		4:1	
ENG LSF					
ENG CCS/NAL	2.53	2.55		2.58	
DESIGN BS					
MRAJ	26.18	0.00		0.00	0.00
PROCESSOR	-13100	105900	8300	114200	-93300 0
CAP TRUNK	20	100		100	-100 0
DGTL TK UNIT	1		0		0
LLN/LI/SH/NM	1	9		9	-9 0
LSR/LTS/##	6	36		36	-36 0
LSH/##/L32		0		0	0
TSC/##/TSS/NP		20		20	-20 0
TLN/##/L64		1536		1536	
TOT FRS/SHL	4	6		0	
REUSE FR/SHL	4	1		0	
GROSS ADOOS	403	505		30	
EXT JOB OESC	GA	SSP/LASS			
%CTOIP	8.00	8.00		8.00	

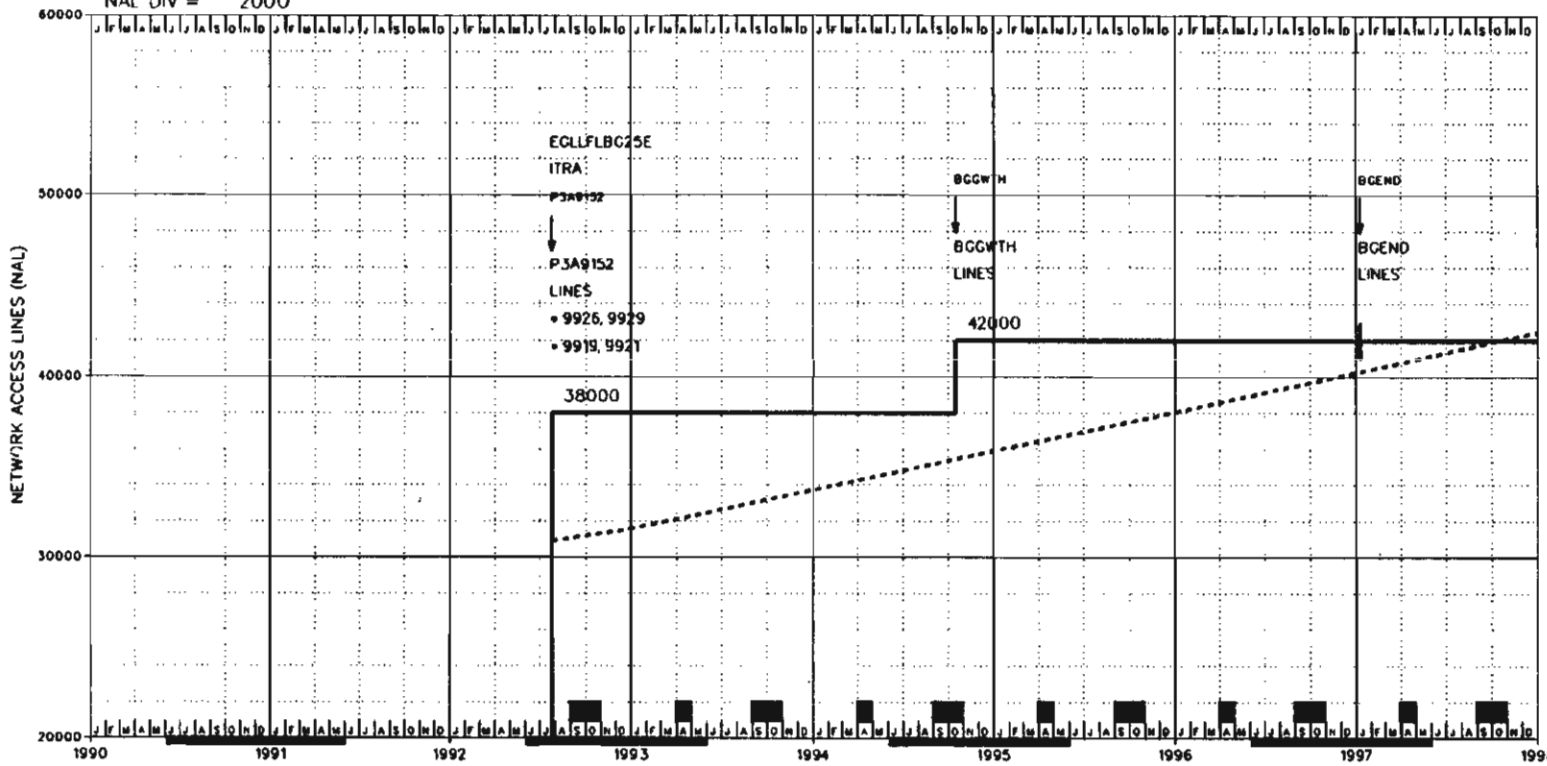
JOB CAT. A

M

M

0

NAL DIV = 2000



NOTES:  
 9919 CT/DIP FULL IMPLEMENTATION  
 9921 RINGMASTER  
 9926 CCS ACCESS CAPABILITY  
 9929 TOUCHSTAR PHASE I & II  
 3004 NPA 407 EFFECTIVE 04/16/88

REASON FOR REISSUE:  
 3049 EGLLBG-1750 CROTON AVE

DATE OF ISSUE: 01/17/92  
 EXCHANGE: EAU GALLIE  
 DATABASE: LIVE  
 EO TYPE: 5ES  
 NXX: 242F 253F 254F 255F 259F

BUILDING: EGLLFLBG STATE: FL  
 LATA: ORLD/458  
 COMPANY: SBEL AREA: CEFL  
 DIVISION: SWDY DISTRICT: DAYT  
 EXHAUST: \*\*/\*\*/\*\*  
 CONTACT: CRSMOOT  
 NUMBER: BJBENOIT  
 EQ ENGINEER: MSKOCHAN

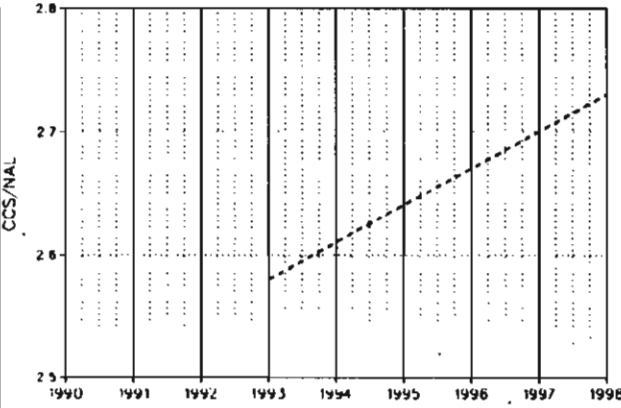
E. A. DATE: 09/11/94  
 DIR CLOSE: 01/30/92  
 DIR DELIVER: 04/10/92  
 NAL FCST: 06/15/91  
 CCS FCST: 08/29/91  
 ENTITY CUT: 07/25/92  
 ENTITY TERM: 01/01/99  
 LATEST NAL  
 SWITCH HOST  
 ENTITY:

CHART: EGLLFLBGDSO 16.1

YEAR	1990	1991	1992	1993	1994	1995	1996	1997	1998
NAL				31582 (F)	33717 (F)	35887 (F)	38037 (F)	40247 (F)	42462 (F)
LINES				31582	33717	35887	38037	40247	42462
CCS/NAL				2.58	2.61	2.64	2.67	2.70	2.73
CCS STATUS									
NAL/LN RATIO				1.00000	1.00000	1.00000	1.00000	1.00000	1.00000

SVC	1990	1991	1992	JOBNUM	RDYSD	REQSD	SHIP
DTS				PJA9152	07/25/92	01/25/92	01/11/92
IML				BGGWTH	10/16/94	10/16/94	06/25/94
%IFFM				BGEND	01/09/97	01/09/97	**/**/**



REPORT: PARTB

PAGE: 1 OF 1

BUILDING: ECLL-BOWE GAROENSENTITY: ECLLFLBGOSO

ENT CUT: 07/25/92

ENT TERM: 01/01/99

LSOF SYSTEM  
GRAPHIC PART B VERSION 1.00  
DATABASE: LIVE

DATE: 01/17/92

TIME: 20:39:02

CHART NO.: 16.1

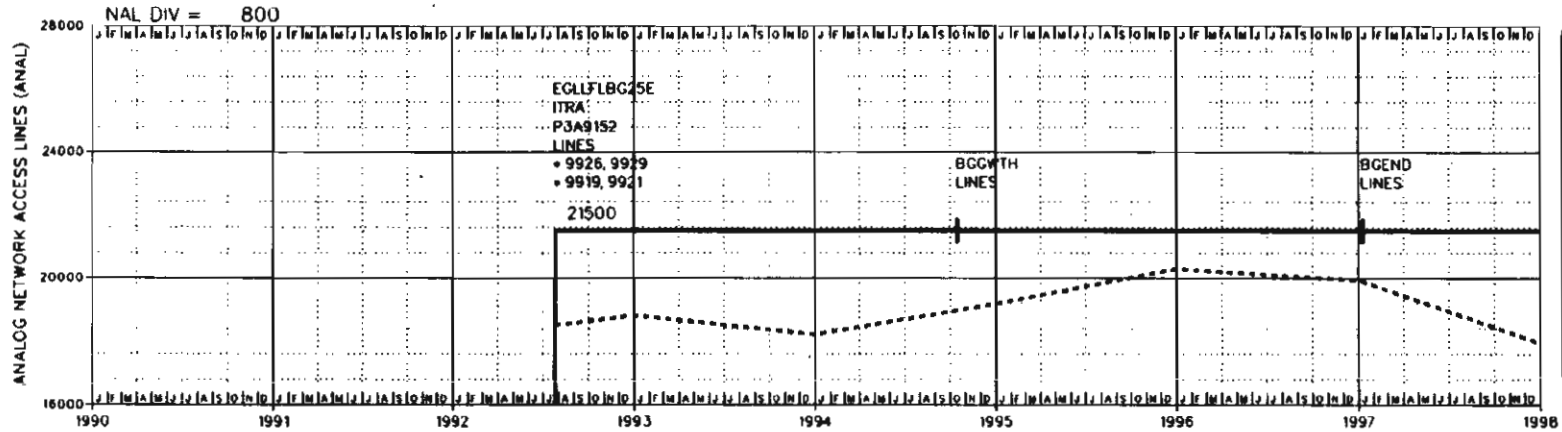
EO TYPE: SES

JOB/ROJ/AT	1992AT1	P3A9152	BGGWTH	BCENO
EVENT-NUM		EVT1	EVT1	EVT1
EVENT-DATE	07/25/92	07/25/92	10/16/94	01/09/97
ROYSD/TDATE	07/25/92	07/25/92	10/16/94	01/09/97
REOSD	###/###/###	07/25/92	10/16/94	01/09/97
CAP EXH.	###/###/###	###/###/###	###/###/###	###/###/###
SHIP DATE	###/###/###	01/11/92	06/25/94	###/###/###
JOB DESC.	ITRA	REPL	CA	
NAL TRANS	30900			
TRANS ENT	ECLLFLBG25E			
LSEI		NTW	NTW	
NAL CAP SE		62300 62300	2000 64300	
TC		62300 62300	2000 64300	
LNS		36000 36000	4000 42000	
NOS		41100 41100	9900 51000	
ML		38000 36000	4000 42000	
CNTRX CAP				
INST. NOS		50000 50000	10000 60000	
UAV ASSGN		1600 1600	-1600 0	
%FNOS		85.00	85.00	
INST. LNS		49920 49920	5760 55680	
UAV ASSGN		465 465	465	
%TOTAL FILL		76.93	76.15	
LNCAP IN LNS		38000 36000	4000 42000	
SIZING DATE		03/05/91	08/30/91	
N70 DUE		03/20/91	08/28/93	
TELCO DUE		08/03/91	12/25/93	
TURNOVER		05/24/92	10/16/94	
GENERIC SVC				
GENERIC		SE7	SE7	
CONC RATIO		8:1	8:1	
ENG LSF				
ENG CCS/NAL		2.61	2.56	
DESIGN BS				
MRAJ		26.71	26.81	0.00
PROCESSOR		232300 232300		232300
CAP TRUNK		152 152	16 168	
OGTL TK UNIT		19	2	
LLN/LT/SM/NM		21 21	2 23	
LSR/LTS/###		0	0	
LSH/###/L32				
TSC/###/TSS/NP		167 167	16 183	
TLN/###/L64				
TOT FRS/SHL		80	6	
REUSE FR/SHL		0	0	
GROSS ROOMS		4400	600	
EXT JOB DESC		NEW/OGTL		
%CTOIP		8.00	8.00	

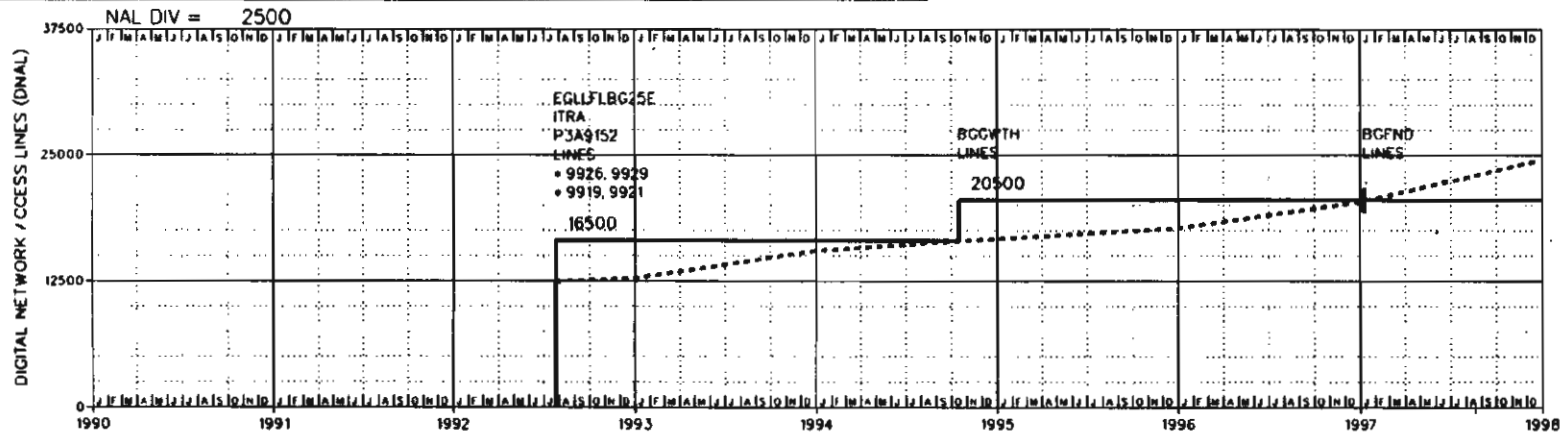
JOB CAT.

I

A



YEAR	1990	1991	1992	1993	1994	1995	1996	1997	1998
NAL				18814 (F)	18212 (F)	19177 (F)	20292 (F)	19931 (F)	17938 (F)
ANLG LNS				18814	18212	19177	20292	19931	17938
CCS/NAL				2.58	2.61	2.64	2.67	2.70	2.73
ACCS ACTUAL									
NAL/LN RATIO				1.00000	1.00000	1.00000	1.00000	1.00000	1.00000



YEAR	1990	1991	1992	1993	1994	1995	1996	1997	1998
NAL				12768 (F)	15505 (F)	16710 (F)	17745 (F)	20316 (F)	24524 (F)
DGTL CCS/NAL				2.58	2.61	2.64	2.67	2.70	2.73
DCCS ACTUAL									
SLC SYS				212	249	265	287	322	380
URBAN SYS				0	0	0	0	0	0
NAL/LN RATIO				1.00000	1.00000	1.00000	1.00000	1.00000	1.00000

NOTES:  
 9919 CT/DIP FULL IMPLEMENTATION  
 9921 RINGMASTER  
 9926 CCS ACCESS CAPABILITY  
 9929 TOUCHSTAR PHASE I & II  
 3004 NPA 407 EFFECTIVE 04/16/88

REASON FOR REISSUE:  
 3049 EGLLBG-1750 CROTON AVE

DATE OF ISSUE: 01/17/92  
 EXCHANGE: EAU GALLIE  
 DATABASE: LIVE  
 EQ TYPE: 5ES

ANALOG

BUILDING SWITCH HOST EGLL-BOWE GARD

FCST DATE 06/15/91  
 LATEST ANAL -9998998  
 CONTACT CRSMOOT  
 CONTACT NO. BJBENOIT  
 EQUIP ENGR MSKOCHAN

DIGITAL

OLCFST DATE 07/01/90

LATEST DNAL -9998998  
 LATEST SLC -9998998  
 LATEST URBN -9998998  
 LATEST D112 -9998998

ENTITY: CHART.

EGLLFLBGDSO 16.1

REPORT: PARTB  
PAGE: 1 OF 1

BUILDING: EGLL-BOWE GARDENSENTITY: EGLLFLBGDSO  
ENT CUT: 07/25/92 ENT TERM: 01/01/99

LSDP SYSTEM  
DIGITAL PART B VERSION 1.00  
OATBASE: LIVE

DATE: 01/17/92  
TIME: 20:39:02  
CHART NO.: 16.1  
EQ TYPE: SES

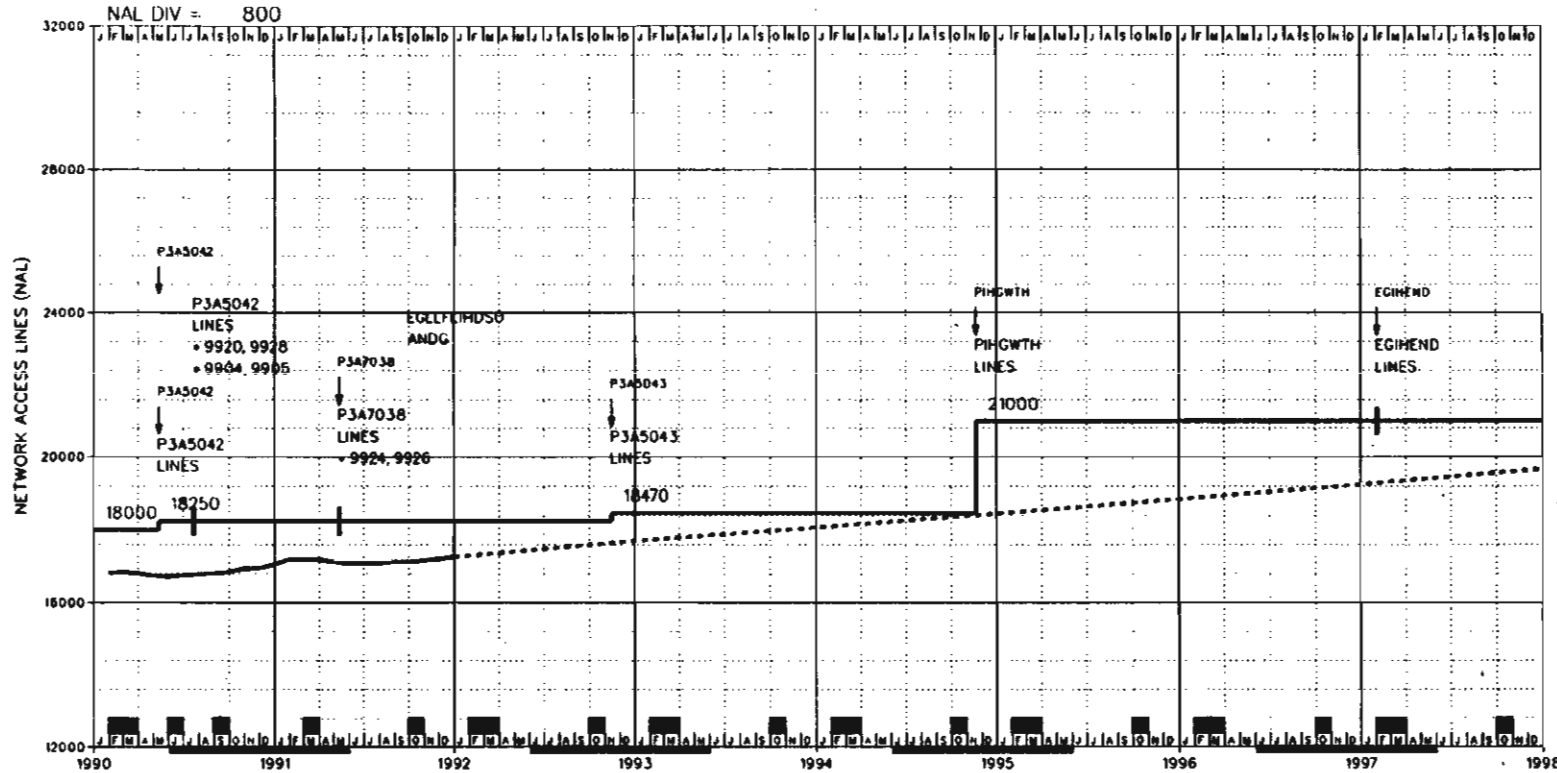
JOB/ADJ/AT	1992AT1	P3A9152	BGGWTH	BGENO
EVENT-NUM		EVT1	EVT1	EVT1
EVENT-DATE	07/25/92	07/25/92	10/16/94	01/09/97
ROYSD/TDATE	07/25/92	07/25/92	10/16/94	01/09/97
REQSD	##/##/##	07/25/92	10/16/94	01/09/97
CAP EXH.	##/##/##	##/##/##	##/##/##	##/##/##
SHIP DATE	##/##/##	01/11/92	06/25/94	##/##/##
JOB DESC.	ITRA	REPL	GA	
TRANS ENT	EGLLFLBG25E			

ANALDG SECTION -----

NAL TRANS	18500			
NAL CAP TC		31300	31300	31300
LNS		21500	21500	21500
ML		21500	21500	21500
LINE UNITS		48	48	48
INST. LNS		24576	24576	24576
UAV ASSGN		369	369	369
%FILL		89.00		89.00
ALNCAP LNS		21500	21500	21500
RENG CCS NAL		2.61	2.70	
ANLG OEF LNS				
ISON CAP TC				
ISON CAP LNS				
ISON CAP ML				
ISON LN MOD				
ISON INS LNS				
ISON UAV LNS				
ISON %FILL				
ISON ENG CCS				

DIGITAL SECTION -----

NAL TRANS	12400			
NAL CAP TC		31000	31000	2000
LNS		16500	16500	4000
ML		16500	16500	4000
LINE UNITS		44	44	10
INST. LNS		25344	25344	5760
UAV ASSGN		96	96	54
%FILL		65.35		66.11
OLNCAP LNS		16500	16500	4000
DENG CCS NAL		2.61		2.70
CAP SLC SYS		263	263	60
ENG SLC MD 1				
ENG SLC MD2				
OEF SLC SYS				
CAP URBN SYS				0
OEF URBN SYS				0
CAP DMS112				0
SLC DLU				
URBAN DLU				



NOTES:  
 9904 CCS7 TRUNK SIGNALING  
 9905 TOUCHSTAR PHASE I  
 9920 SSP/800 LOCATION  
 9924 TOUCHSTAR PHASE II  
 9926 CCS ACCESS CAPABILITY  
 9928 ONA REQUIREMENTS  
 3004 NPA 407 EFFECTIVE  
 04/16/88

REASON FOR REISSUE:  
 3059 EGLLIH-980 PINETREE DR

DATE OF ISSUE: 01/17/92  
 EXCHANGE: EAU GALLIE  
 DATABASE: LIVE  
 EQ TYPE: 5ES  
 NXX:  
 773 777 779

BUILDING: EGLLIH STATE: FL  
 LATA: ORLD/458  
 COMPANY: SBEL AREA: CEFL  
 DIVISION: SWDY OI STRICT DAYT  
 EXHAUST: \*\*/\*\*/\*\*  
 CONTACT: ATDECARDENAS  
 NUMBER: RJRAINES  
 EQ ENGINEER: MSKOCHAN

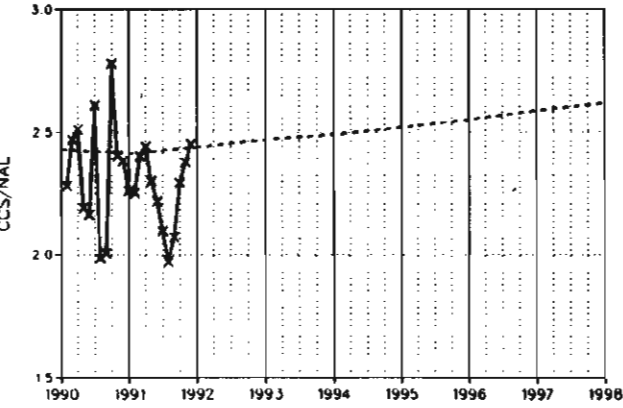
E. A. DATE: 02/06/88  
 DIR CLOSE: 01/30/92  
 DIR DELIVER: 04/10/92  
 NAL FCST: 06/15/91  
 CCS FCST: 08/15/91  
 ENTITY CUT: 02/06/88  
 ENTITY TERM: 12/31/99  
 LATEST NAL SWITCH HOST: 1720/  
 ENTITY:

CHART:  
 EGLLIHDSO 17.0

YEAR	1990	1991	1992	1993	1994	1995	1996	1997	1998
NAL	16685 (A)	17041 (A)	17261 (A)	17705 (F)	18075 (F)	18455 (F)	18850 (F)	19250 (F)	19670 (F)
LINES	16685	17041	17261	17705	18075	18455	18850	19250	19670
CCS/NAL	2.43	2.41	2.44	2.47	2.49	2.52	2.55	2.59	2.62
CCS STATUS	A	A							

NAL/LN RATIO	1.00000	1.00000	1.00000	1.00000	1.00000	1.00000	1.00000	1.00000	1.00000
--------------	---------	---------	---------	---------	---------	---------	---------	---------	---------

SVC.	1990	1991	1992	JOBNUM	RDYSD	REQSD	SHIP
DTS	cc	cc	cc	PJA5042	05/13/90	05/13/90	03/10/90
	cc	cc	cc	PJA5042	07/22/90	05/13/90	03/10/90
	cc	cc	cc	PJA7038	05/12/91	05/12/91	01/05/91
	cc	cc	cc	PJA5043	11/15/92	11/15/92	07/11/92
	cc	cc	cc	PIHGWTH	11/20/94	11/20/94	07/30/94
	cc	cc	cc	EGHEND	02/03/97	02/03/97	**/**/**
HML							
%IFFM							





REPORT: PARTB

PAGE: 1 OF 2

BUILDING: EGLL-INDIAN HRBR ENTITY: EGLLFLIHOSO  
ENT CUT: 02/06/88 ENT TERM: 12/31/99

LSDF SYSTEM  
GRAPHIC PART 8 VERSION 1.00  
DATABASE: LIVE

DATE: D1/17/92  
TIME: 20:39:02  
CHART NO.: 17.0  
EQ TYPE: SES

JOB/ADJ/AT	P3A5042	P3A5042	P3A7038	1990AT1	P3A5043	PIHWGTH
EVENT-NUM	EVT1	EVT2	EVT1		EVT1	EVT1
EVENT-DATE	05/13/90	07/22/90	05/12/91	09/30/91	11/15/92	11/20/94
ROYSO/TOATE	07/22/90	07/22/90	05/12/91	09/30/91	11/15/92	11/20/94
REQ50	05/13/90	05/13/90	05/12/91	##/##/##	11/15/92	11/20/94
CAP EXH.	##/##/##	##/##/##	##/##/##	##/##/##	##/##/##	##/##/##
SHIP DATE	03/10/90	03/10/90	01/05/91	##/##/##	07/11/92	07/30/94
JOB DESC.	ROY COMP	GEN/SSP	GEN	ANOG	GA.GEN	GA.GEN
NAL TRANS						
TRANS ENT				EGLLFLIHOSO		
LSE1	NTW	NTW	NTW		NTW	NTW
NAL CAP SE	1560 34990	34990	-1570 33420		-1820 31600	8000 39600
TC	1560 34990	34990	-1570 33420		-1820 31600	8000 39600
LNS	250 18250	18250	220 18470		220 18470	2530 21000
NOS	25100	25100	220 18470		220 18470	2530 21000
ML	250 18250	18250	220 18470		220 18470	2530 21000
CNTRX CAP						
INST. NOS	30000	30000	30000		30000	30000
UAV ASSGN	500	500	500		500	500
%FNOS	85.00	85.00	85.00		85.00	85.00
INST. LNS	1152 22336	22336	2304 24640		2304 24640	6912 31552
UAV ASSGN	388	388	388		388	388
%TOTAL FILL	83.21	83.21	83.21		76.35	67.54
LNCAP IN LNS	250 18250	18250	220 18470		220 18470	2530 21000
SIZING DATE	02/20/89	02/20/89	08/21/89		08/29/91	08/29/91
NOD QUE	05/20/89	05/20/89	04/28/90		09/28/91	10/02/93
TELCO QUE	09/16/89	09/16/89	07/07/90		01/25/92	01/29/94
TURNOVER	07/22/90	07/22/90	05/12/91		11/15/92	11/20/94
GENERIC SVC						
GENERIC	SE4.2	SE5	SE6		SE7	SE8
CONC RATIO	8:1	8:1	8:1		8:1	8:1
ENG LSF						
ENG CCS/NAL	2.12	2.12	2.22		2.30	2.37
DESIGN 85						
MRAJ	30.13	0.00	0.00		24.15	26.48
PROCESSOR	33000 188000	188000	-9400 178600		-23600 155000	8 155000
CAP TRUNK	77	77	85		85	93
OCTL TK UNIT	0	0	1		0	1
LLN/LT/SM/NM	11	11	11		1	2
LSR/LT5/##	0	0	0		1	14
LSH/##/L32	0	0	0		0	0
TSC/##/TSS/NP	5 82	82	4 86		4 90	15 105
TLN/##/L64	0	0	0		0	0
TOT FR/SHL	4	0	0		3	3
REUSE FR/SHL	0	0	0		0	0
GROSS ROOMS	542	0	130		542	350
EXT JOB DESC	DIG/150N/GRO	GEN/LA55	PHASE 11/CCS		GA	GA
%CTOIP	7.00	7.00	7.00		7.00	7.00

JOB CAT. F

G

G

A

A

REPORT: PARTB

PAGE: 2 OF 2

BUILDING: EGLL-INDIAN HRBR ENTITY: EGLLFLIHDSO

ENT CUT: 02/06/88 ENT TERM: 12/31/99

LSDF SYSTEM  
GRAPHIC PART B VERSION 1.00  
DATABASE: LIVE

DATE: 01/17/92  
TIME: 20:39:02  
CHART NO.: 17.0  
ED TYPE: SES

JOB/ROJ/AT EGIHEND  
EVENT-NUM EVI1  
EVENT-DATE 02/03/97  
RDYSO/TDATE 02/03/97  
REOSD 02/03/97

CAP EXH. \*\*/\*\*/\*\*  
SHIP DATE \*\*/\*\*/\*\*

JOB DESC.  
NAL TRANS  
TRANS ENT

LSEJ

NAL CAP SE  
TC  
LNS  
NOS  
ML

CNTRX CAP  
INST. NOS  
UAV ASSGN  
%FNOS

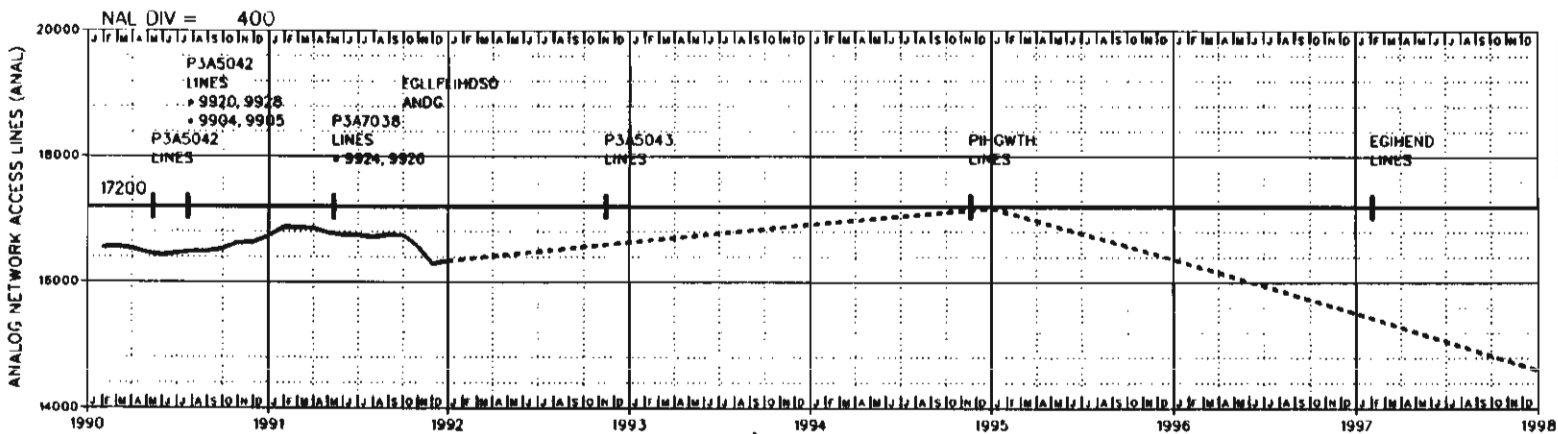
INST. LNS  
UAV ASSGN  
%TOTAL FILL  
LNCAP IN LNS  
SIZING DATE

NDO DUE  
TELCD DUE  
TURNOVER  
GENERIC SVC  
GENERIC  
CONC RATIO  
ENC LSF  
ENC CCS/NAL  
DESIGN BS

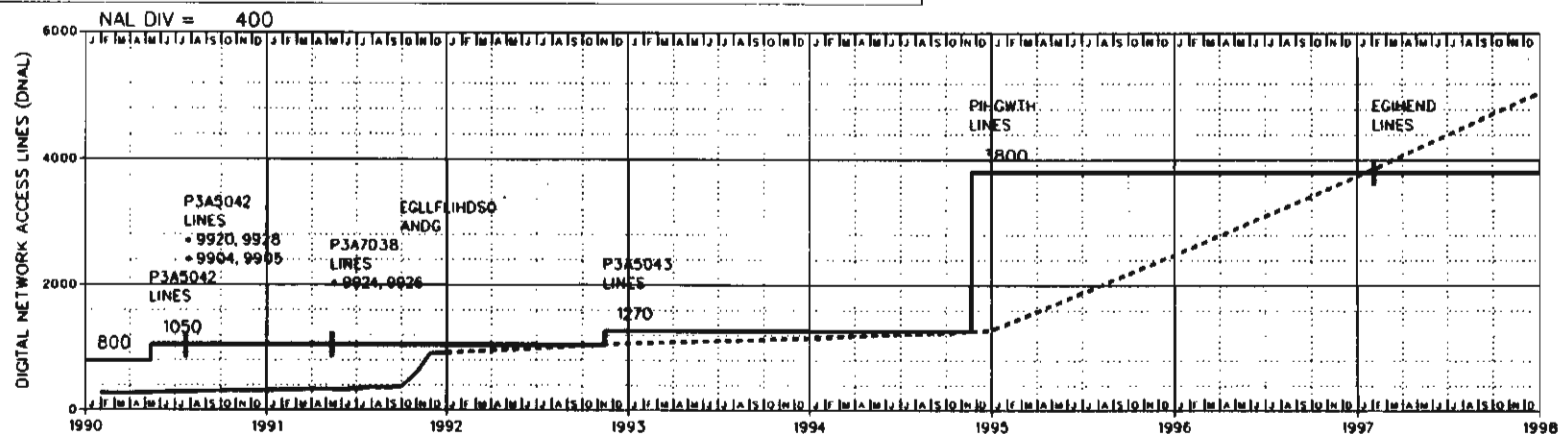
MRAJ 0.00

PROCESSOR  
CAP TRUNK  
OCTL TK UNIT  
LLN/LT/SM/NM  
LSR/LTS/=/=  
LSH/=/L32  
TSC/=/TSS/NP  
TLN/=/L64  
TOT FRS/SHL  
REUSE FR/SHL  
GROSS ADONS  
EXT JOB OESC  
%CTOIP

JOB CAT.



YEAR	1990	1991	1992	1993	1994	1995	1996	1997	1998
NAL	16421 (A)	16725 (A)	16339 (A)	16633 (F)	16917 (F)	17171 (F)	16368 (F)	15512 (F)	14607 (F)
ANLG LNS	16421	16725	16339	16633	16917	17171	16368	15512	14607
CCS/NAL	2.42	2.41	2.43	2.46	2.48	2.51	2.53	2.56	2.58
CCS ACTUAL	A	A							
NAL/LN RATIO	1.00000	1.00000	1.00000	1.00000	1.00000	1.00000	1.00000	1.00000	1.00000



YEAR	1990	1991	1992	1993	1994	1995	1996	1997	1998
NAL	264 (A)	316 (A)	922 (A)	1072 (F)	1158 (F)	1284 (F)	2482 (F)	3738 (F)	5063 (F)
DGTL CCS/NAL	2.96	2.57	2.60	2.62	2.64	2.66	2.68	2.70	2.72
CCS ACTUAL	A	A							
SLC SYS	4	5	14	29	44	53	103	120	138
URBAN SYS	0	0	0						
NAL/LN RATIO	1.00000	1.00000	1.00000	1.00000	1.00000	1.00000	1.00000	1.00000	1.00000

NOTES:  
 9904 CCS7 TRUNK SIGNALING  
 9905 TOUCHSTAR PHASE I  
 9920 SSP/800 LOCATION  
 9924 TOUCHSTAR PHASE II  
 9926 CCS ACCESS CAPABILITY  
 9928 ONA REQUIREMENTS  
 3004 NPA 407 EFFECTIVE  
 04/16/88

REASON FOR REISSUE:  
 3059 EGLLIH-980 PINETREE DR

DATE OF ISSUE: 01/17/92  
 EXCHANGE: EAU GALLIE  
 DATABASE: LIVE  
 EQ TYPE: 5ES

ANALOG

BUILDING SWITCH HOST EGLL-INDIAN HRB

FCST DATE 06/15/91  
 LATEST ANAL 16294  
 CONTACT ATDECARDENAS  
 CONTACT NO. RJRAINES  
 EQUIP ENGR MSKOCHAN

DIGITAL  
 OLCFCST DATE 07/01/90

LATEST DNAL 913  
 LATEST SLC 14  
 LATEST URBAN 0  
 LATEST D112 0

ENTITY: EGLLIHDSO  
 CHART: 17.0

REPORT: PARTB  
PAGE: 1 OF 2

BUILDING: EGLL-INOIAN HRBR ENTITY: EGLLFLIHOSO  
ENT CUT: 02/06/88 ENT TERM: 12/31/99

LSOF SYSTEM  
DIGITAL PART B VERSION 1.00  
DATABASE: LIVE

DATE: 01/17/92  
TIME: 20:39:02  
CHART NO.: 17.0  
EQ TYPE: SES

JOB/ROJ/AT	P3AS042	P3AS042	P3A7038	1990AT1	P3AS043	PIHGWTH
EVENT-NUM	EVT1	EVT2	EVT1	EVT1	EVT1	EVT1
EVENT-DATE	05/13/90	07/22/90	05/12/91	09/30/91	11/15/92	11/20/94
RDYSD/TOATE	07/22/90	07/22/90	05/12/91	09/30/91	11/15/92	11/20/94
REQSD	05/13/90	05/13/90	05/12/91	##/##/##	11/15/92	11/20/94
CAP EXH.	##/##/##	##/##/##	##/##/##	##/##/##	##/##/##	##/##/##
SHIP DATE	03/10/90	03/10/90	01/05/91	##/##/##	07/11/92	07/30/94
JOB DESC.	ROY COMP	GEN/SSP	GEN	ANOG	GA.GEN	GA.GEN
TRANS ENT				EGLLFLIHOSO		

ANALOG SECTION -----

NAL TRANS					-600			
NAL CAP TC	30800	30800	30800	-1800	29000	-3900	25100	25100
LNS	17200	17200	17200		17200		17200	17200
ML	17200	17200	17200		17200		17200	17200
LINE UNITS		38	38		38		38	38
INST. LNS	19456	19456	19456		19456		19456	19456
UAY ASSGN		292	292		292		292	292
%FILL	90.00		90.00	90.00		90.00		90.00
ALNCAP LNS	17200	17200	17200		17200		17200	17200
RENG CCS NAL	2.12		2.12	2.47		2.57		2.57
ANLG DEF LNS		0	0				0	
ISON CAP TC		0					0	
ISON CAP LNS							0	
ISON CAP ML							0	
ISON LN MOD							0	
ISON INS LNS								
ISON UAY LNS								
ISON %FILL								
ISON ENG CCS								

DIGITAL SECTION -----

NAL TRANS					600			
NAL CAP TC	4190	4190	4190	230	4420	2080	6500	8000
LNS	1050	1050	1050		1050	220	1270	2530
ML	1050	1050	1050		1050	220	1270	2530
LINE UNITS		5	5		5		9	21
INST. LNS	2880	2880	2880		2880	2304	5184	6912
UAY ASSGN		96	96		96		96	96
%FILL	36.46		36.46	36.46		24.96		31.67
OLNCAP LNS	1050	1050	1050		1050	220	1270	2530
OENG CCS NAL	2.12		2.12	3.19		3.40		3.55
CAP SLC SYS	12	29	29		29	24	53	72
ENG SLC MD 1								
ENG SLC MD2								
DEF SLC SYS								0
CAP URBN SYS								
DEF URBN SYS								
CAP OMS112								
SLC OLU	2	5	5		5	7	12	16
URBAN OLU								28

REPORT: PARTB

PAGE: 2 OF 2

BUILDING: ECLL-INDIAN HRBR PRIORITY: ECLLFLTHOSD  
ENT CUT: 02/06/88 ENT TERM: 12/31/99

LSOF SYSTEM  
DIGITAL PART B VERSION 1.00  
DATABASE: LIVE

DATE: 01/17/92  
TIME: 20:39:02  
CHART NO.: 17.0  
EQ TYPE: SES

JOB/AOJ/AT EGIHEND  
EVENT-NUM EVT1  
EVENT-DATE 02/03/97  
ROYSO/TDATE 02/03/97  
REOSO 02/03/97

CAP EXH. \*\*/\*\*/\*\*  
SHIP DATE \*\*/\*\*/\*\*  
JOB OESC.  
TRANS ENT

ANALOG SECTION -----

NAL TRANS  
NAL CAP TC  
LNS  
ML

LINE UNITS  
INST. LNS  
UAV ASSGN  
%FILL

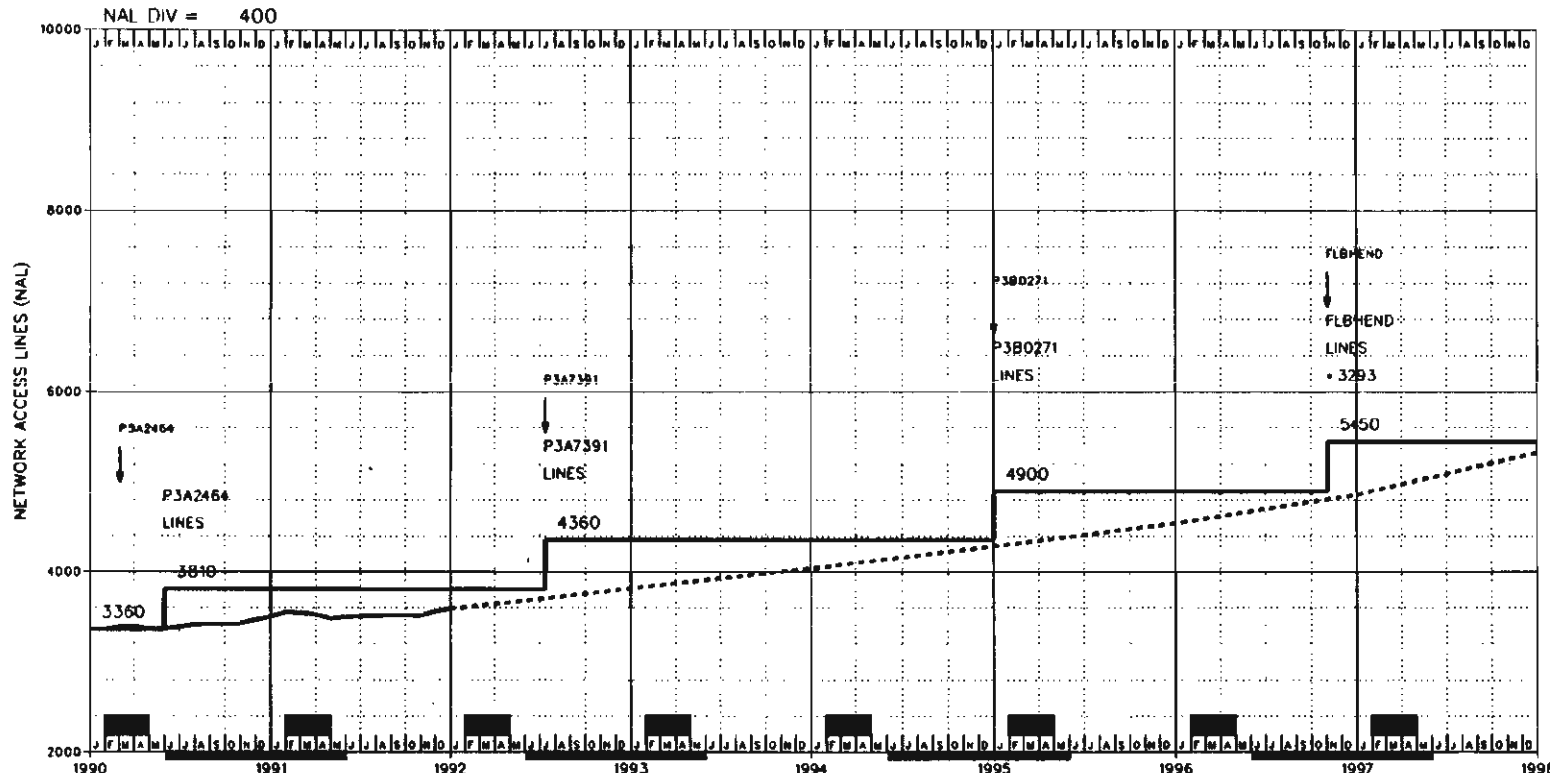
ALNCAP LNS  
AENG CCS NAL  
ANLG DEF LNS  
ISDN CAP TC  
ISDN CAP LNS  
ISDN CAP ML  
ISDN LN MOD  
ISDN INS LNS  
ISDN UAV LNS  
ISDN %FILL  
ISDN ENG CCS

DIGITAL SECTION -----

NAL TRANS  
NAL CAP TC  
LNS  
ML

LINE UNITS  
INST. LNS  
UAV ASSGN  
%FILL

DLNCAP LNS  
DENG CCS NAL  
CAP SLC SYS  
ENG SLC MD 1  
ENG SLC MD2  
DEF SLC SYS  
CAP URBN SYS  
DEF URBN SYS  
CAP OMS112  
SLC DLU  
URBAN DLU



NOTES:  
3293 SECOND RSC REQUIRED

REASON FOR REISSUE:  
3329 FLBHMA-210 S DAYTONA  
AVE SOND5

DATE OF ISSUE: 01/17/92  
EXCHANGE: FLAGLER BEACH  
DATABASE: LIVE  
EQ TYPE: RSC  
NX#: 439

BUILDING: FLBHFLMA STATE: FL  
LATA: DYBH/456  
COMPANY: SBEL AREA: CEFL  
DIVISION: SWDY DISTRICT: DAY  
EXHAUST: \*\*/\*\*/\*\*  
CONTACT: FDJAMAL  
NUMBER SADAVIS  
EQ ENGINEER HIGLOVER

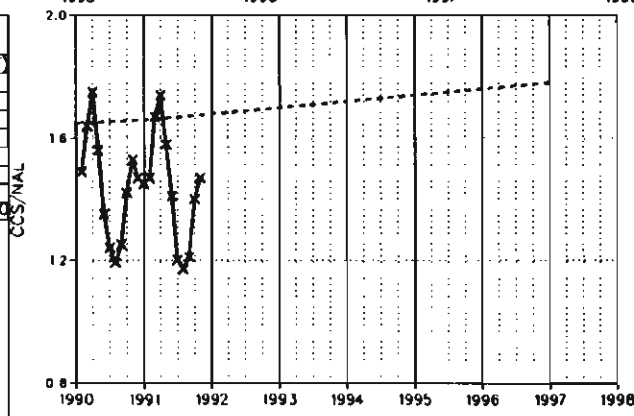
E. A. DATE 12/05/87  
DIR CLOSE 11/05/91  
DIR DELIVER 01/28/92  
NAL FCST 06/15/91  
CCS FCST 08/15/91  
ENTITY CUT 10/31/87  
ENTITY TERM 12/31/99  
LATEST NAL 3584  
SWITCH HOST PLCSFLMADSO  
ENTITY: CHART:

FLBHFLMARSO 18.0

YEAR	1990	1991	1992	1993	1994	1995	1996	1997	1998
NAL	3293 (A)	3494 (A)	3584 (A)	3819 (F)	4042 (F)	4286 (F)	4544 (F)	4861 (F)	5325 (F)
LINES	3293	3494	3584	3819	4042	4286	4544	4861	5325
CCS/NAL	1.65	1.66	1.68	1.70	1.72	1.74	1.76	1.78	
CCS STATUS	A	A							
NAL/LN RATIO	1.00000	1.00000	1.00000	1.00000	1.00000	1.00000	1.00000	1.00000	1.00000

SVC.	1990	1991	1992	JOBNUM	RDYSO	REQSD	SHIP
DTS				P3A2164	06/01/90	03/04/90	03/30/90
				P3A7391	07/12/92	07/12/92	05/01/92
				P3B0271	01/01/95	01/01/95	10/21/94
				FLBHEND	11/03/96	11/03/96	**/**/**
IML							
%IFFM							



REPORT: PARTB  
 PAGE: 1 OF 1  
 BUILDING: FLAGLER BEACH  
 ENT CUT: 10/31/87

ENTITY: FLBHF MARSO  
 ENT TERM: 12/31/99

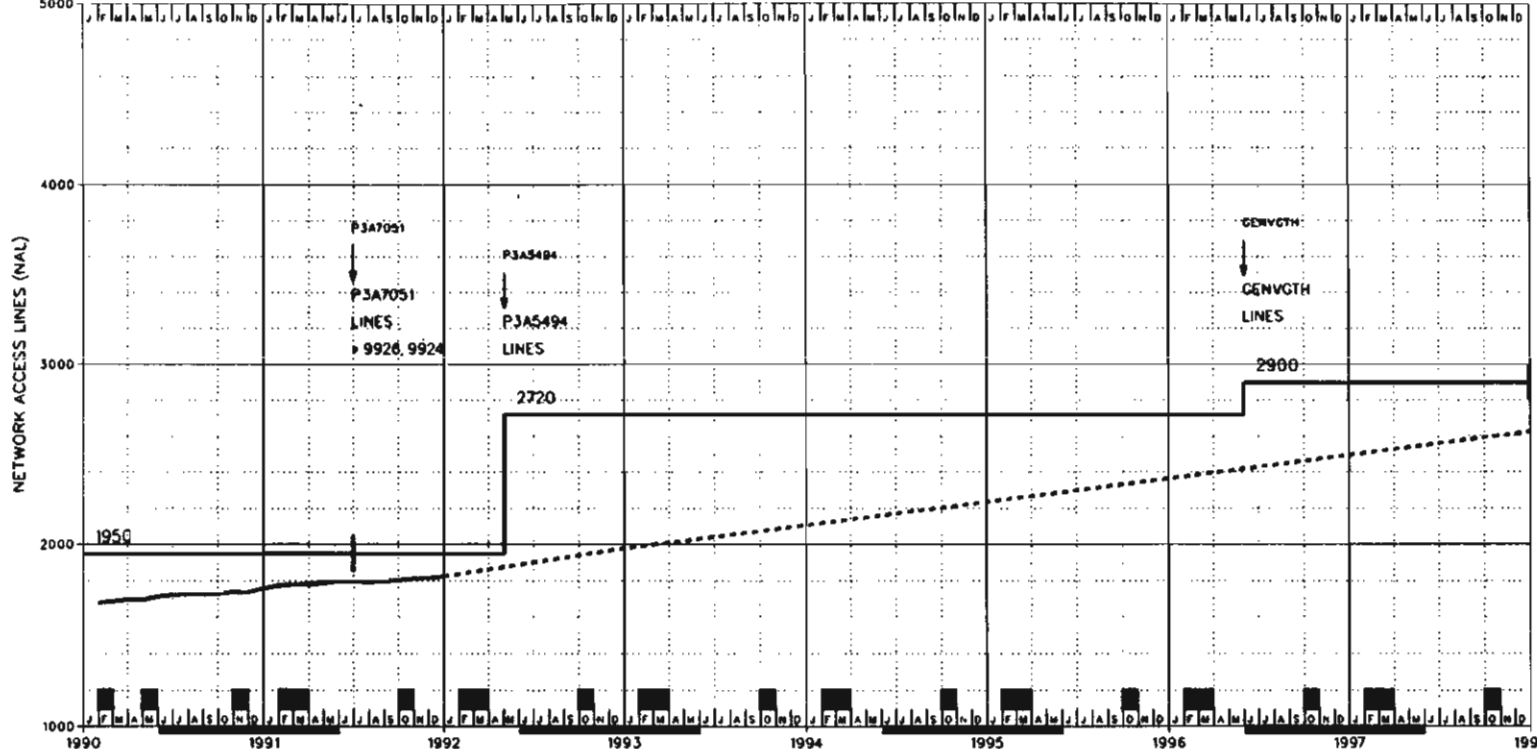
LSDP SYSTEM  
 GRAPHIC PART 8 VERSION 1.00  
 DATABASE: LIVE

DATE: 01/17/92  
 TIME: 20:39:02  
 CHART NO.: 18.0  
 EQ TYPE: RSC

JOB/ROJ/AT	P3A2464	P3A7391	P3B0271	FLBHEND
EVENT-NUM	EVT1	EVT1	EVT1	EVT1
EVENT-DATE	06/01/90	07/12/92	01/01/95	11/03/96
ROYSD/TDATE	06/01/90	07/12/92	01/01/95	11/03/96
REOSO	03/04/90	07/12/92	01/01/95	11/03/96
CAP EXH.	**/**/**	**/**/**	**/**/**	**/**/**
SHIP DATE	03/30/90	05/01/92	10/21/94	**/**/**
JOB OESC.	GA	GA	GA	GA
NAL TRANS				
TRANS ENT				
LSET				
NAL CAP SE	NTW 3610 7300	NTW 200 7500	NTW 1800 9300	NTW 1000 10300
IC	1560 7300	200 7500	1800 9300	1000 10300
LNS	450 3810	550 4360	540 4900	550 5450
NOS	8500	8500	8500	8500
ML	450 3810	550 4360	540 4900	550 5450
CNTRX CAP				
INST. NOS	10000	10000	10000	10000
UAV ASSGN	0	0	0	0
%FNOS	85.00	85.00	85.00	85.00
INST. LNS	640 4480	640 5120	640 5760	640 6400
UAV ASSGN	9 67	10 77	9 86	10 96
%TOTAL FILL	86.40	86.40	86.40	86.40
LNCAP IN LNS	450 3810	550 4360	540 4900	550 5450
SIZING DATE	07/24/89	02/20/91	02/20/91	
NOD DUE	08/19/89	12/08/91	04/23/94	
TELCO DUE	01/12/90	12/20/91	06/17/94	
TURNOVER	07/13/90	07/10/92	12/30/94	
GENERIC SVC				
GENERIC	8CS-29	BCS-31	BCS-36	BCS-39
CONC RATIO	2	2	2	2
ENG LSF				
ENG CCS/NAL	1.70	1.74	1.78	1.78
DESIGN BS				
MRAJ	25.36	29.67	22.08	0.00
PROCESSOR				
CAP TRUNK	0	0	0	0
DGTL TK UNIT	0	0	0	0
LLN/LI/SM/NM	0	0	0	0
LSR/LTS/**	0	0	0	0
LSH/**/L32	0	0	0	0
TSC/**/TSS/NP	0	0	0	0
TLN/**/L64	10 70	10 80	10 90	10 100
TOT FRS/SHL	1	1	1	1
REUSE FR/SHL	0	0	0	0
GROSS ADDNS	105	76	88	360
EXT JOB DESC				
%CTOIP	10.60	10.60	10.60	

JOB CAT. A A A

NAL DIV = 200



NOTES:  
9924 TOUCHSTAR PHASE II  
9926 CCS ACCESS CAPABILITY

REASON FOR REISSUE:  
3707 GENVMA-1ST STREET

DATE OF ISSUE: 01/17/92  
EXCHANGE: GENEVA  
DATABASE: LIVE  
EO TYPE: 5RSM  
NXX:  
349

BUILDING: GENVFLMA STATE: FL  
LATA: ORLD/458  
COMPANY: SBEL AREA: CEFL  
DIVISION: SWOR DISTRICT: ORLD  
EXHAUST: \*\*/\*\*/\*\*  
CONTACT: CRSMOOT  
NUMBER: RJRAINES  
EO ENGINEER: JBSTANLEY

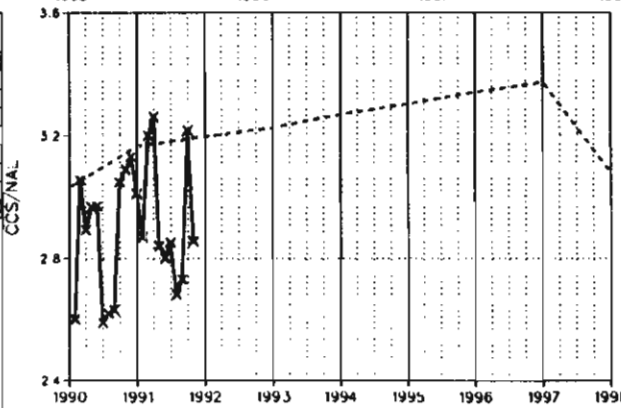
E. A. DATE: 04/23/88  
DIR CLOSE: 11/20/91  
DIR DELIVER: 01/31/92  
NAL FCST: 06/15/91  
CCS FCST: 08/15/91  
ENTITY CUT: 04/23/88  
ENTITY TERM: 01/01/20  
LATEST NAL: 1824  
SWITCH HOST: SNFRFLMAUSD  
ENTITY: CHART:

GENVFLMARSO 19.0

YEAR	1990	1991	1992	1993	1994	1995	1996	1997	1998
NAL	1665 (A)	1758 (A)	1824 (A)	1978 (F)	2106 (F)	2236 (F)	2364 (F)	2493 (F)	2623 (F)
LINES	1665	1758	1824	1978	2106	2236	2364	2493	2623
CCS/NAL	3.03	3.17	3.20	3.23	3.27	3.30	3.34	3.37	3.08
CCS STATUS	A	A							

NAL/LN RATIO	1.00000	1.00000	1.00000	1.00000	1.00000	1.00000	1.00000	1.00000	1.00000
--------------	---------	---------	---------	---------	---------	---------	---------	---------	---------

SVC.	1990	1991	1992	JOBNUM	ROYSO	REQSD	SHIP
DTS				P3A7051	06/30/91	06/30/91	02/23/91
				P3A5494	05/03/92	05/03/92	01/11/92
				GENVGTH	06/02/96	06/02/96	02/10/96
				GENVFUT	12/31/97	12/31/97	10/01/97
IML							
%IFFM							





REPORT: PART8  
 PAGE: 1 OF 1  
 BUILDING: GENEVA  
 ENT CUT: 04/23/88

ENTITY: GENVFLMARSO  
 ENT TERM: 01/01/20

LSDP SYSTEM  
 GRAPHIC PART 8 VERSION 1.00  
 DATABASE: LIVE

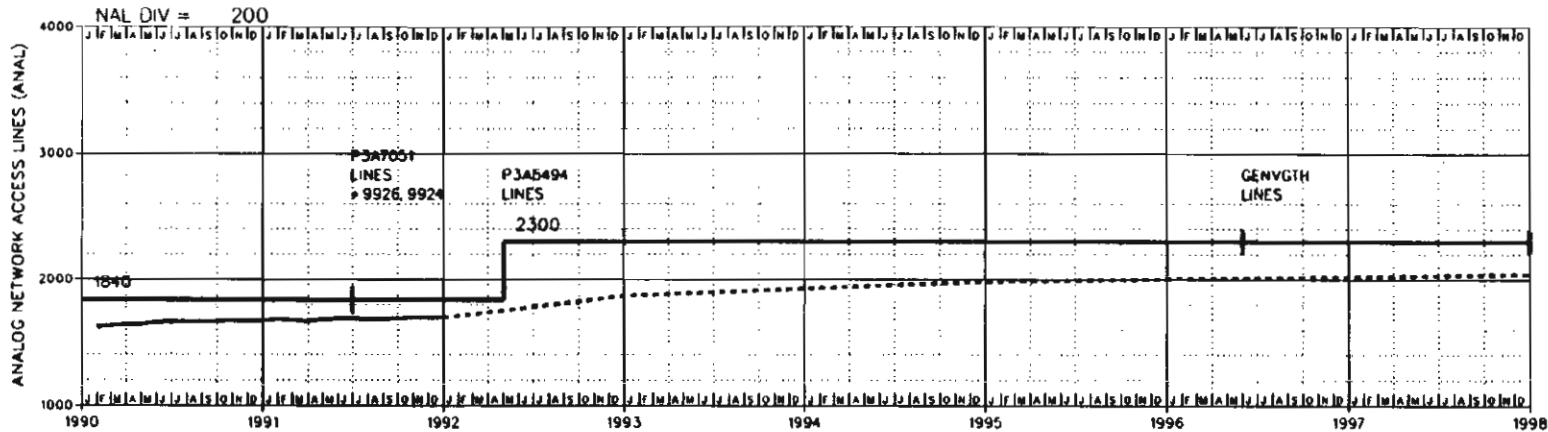
DATE: 01/17/92  
 TIME: 20:39:02  
 CHART NO.: 19.0  
 EO TYPE: SRSM

JOB/AOJ/AT	P3A7051	P3A5494	GENVGT	GENVFUT
EVENT-NUM	EVT1	EVT1	EVT1	EVT1
EVENT-DATE	06/30/91	05/03/92	06/02/96	12/31/97
ROY50/TOATE	06/30/91	05/03/92	06/02/96	12/31/97
REQSO	06/30/91	05/03/92	06/02/96	12/31/97
CAP EXH.	##/##/##	##/##/##	##/##/##	##/##/##
SHIP DATE	02/23/91	01/11/92	02/10/96	10/01/97
JOB DESC.	GENERIC	GA	GA	GA
NAL TRANS				
TRANS ENT				
LSEI	TO	TO	TO	
NAL CAP SE		1400	1920	6680
TC	10	940	1920	8000
LNS		770	180	2900
NOS		850		3400
ML		770	180	2900
CNTRX CAP	200	100		300
INST. NOS	3000	1000		4000
UAV ASSGN	0	0	0	0
%FNOS	85.00	85.00	85.00	85.00
INST. LNS	2624	1088	576	4288
UAV ASSGN	127	7	134	134
%TOTAL FILL	77.91	75.88	69.69	69.69
LNCAP IN LNS	1950	770	180	2900
SIZING DATE	08/23/89	02/25/91	02/26/91	
NOD DUE	06/09/90	05/04/91	04/15/95	
TELCO DUE	08/17/90	08/19/91	08/12/95	
TURNOVER	06/30/91	05/03/92	06/02/96	
GENERIC SVC				
GENERIC	SE6	SE7	SE7	
CONC RATIO	8:1	8:1	8:1	8:1
ENG LSF				
ENG CCS/NAL	2.00	2.02	2.06	
DESIGN 85				
MRAJ	10.12	48.99	18.96	0.00
PROCESSOR				
CAP TRUNK	0	0	0	0
OCTL TK UNIT				
LLN/LT/SM/NM	1	1	1	-2
LSR/LTS/##/				
LSH/##/L32				
TSC/##/TSS/NP	6	2	1	-9
TLN/##/L64				
TOT FRS/SHL	0	0	0	
REUSE FR/SHL	0	0	0	
GROSS ADONS	3	78	50	
EXT JOB DESC		GROWTH		GROWTH
%CTOIP	6.00	6.00	6.00	6.00

JOB CAT. G

A

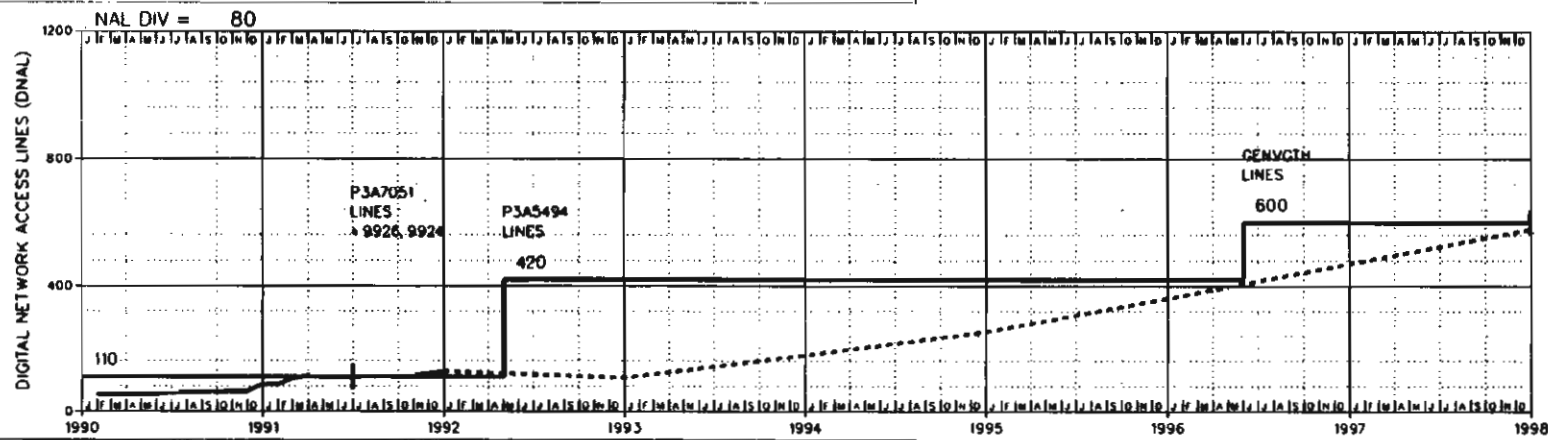
A



NOTES:  
 9924 TOUCHSTAR PHASE II  
 9926 CCS ACCESS CAPABILITY

REASON FOR REISSUE:  
 3707 GENVMA-1ST STREET

YEAR	1990	1991	1992	1993	1994	1995	1996	1997	1998
NAL	1615 (A)	1672 (A)	1696 (A)	1871 (F)	1927 (F)	1982 (F)	2003 (F)	2023 (F)	2044 (F)
ANLG LNS	1615	1672	1696	1871	1927	1982	2003	2023	2044
CCS/NAL	3.05	3.16	3.19	3.22	3.26	3.29	3.32	3.35	3.27
ACCS ACTUAL	A	A							
NAL/LN RATIO	1.00000	1.00000	1.00000	1.00000	1.00000	1.00000	1.00000	1.00000	1.00000



DATE OF ISSUE: 01/17/92  
 EXCHANGE: GENEVA  
 DATABASE: LIVE  
 EO TYPE: 5RSM  
**ANALOG**

BUILDING: GENEVA  
 SWITCH HOST: SNRFLMADSO

FCST DATE: 06/15/91  
 LATEST ANAL: 1696  
 CONTACT: CRSMOOT  
 CONTACT NO.: RJRAINES  
 EQUIP ENGR: JBSTANLEY

**DIGITAL**  
 DLFCST DATE: 08/12/91

LATEST DNAL: 128  
 LATEST SLC: 6  
 LATEST URBN: 0  
 LATEST D112: D

YEAR	1990	1991	1992	1993	1994	1995	1996	1997	1998
NAL	50 (A)	86 (A)	128 (A)	107 (F)	179 (F)	254 (F)	361 (F)	470 (F)	579 (F)
DNAL	2.22	3.27	3.30	3.34	3.37	3.40	3.44	3.47	2.40
CCS ACTUAL	A	A							
SLC SYS	2	3	6	6	8	8	10	12	14
URBAN SYS	0	0	0						
NAL/LN RATIO	1.00000	1.00000	1.00000	1.00000	1.00000	1.00000	1.00000	1.00000	1.00000

ENTITY: GENVFLMARSO  
 CHART: 19.0

REPORT: PART B  
 PAGE: 1 OF 1  
 BUILDING: GENEVA  
 ENT CUT: 04/23/88

ENTITY: GENVFLMARSO  
 ENT TERM: 01/01/20

LSOF SYSTEM  
 DIGITAL PART B VERSION 1.00  
 DATABASE: LIVE

DATE: 01/17/92  
 TIME: 20:39:02  
 CHART NO.: 19.0  
 EQ TYPE: SRSM

JOB/ROJ/AT	P3A7051	P3A5494	GENVGTH	GENVFUT
EVENT-NUM	EVT1	EVT1	EVT1	EVT1
EVENT-DATE	06/30/91	05/03/92	06/02/96	12/31/97
ROYSO/TOATE	06/30/91	05/03/92	06/02/96	12/31/97
REQSD	06/30/91	05/03/92	06/02/96	12/31/97
CAP EXH.	*/**/**	*/**/**	*/**/**	*/**/**
SHIP DATE	02/23/91	01/11/92	02/10/96	10/01/97
JOB DESC:	GENERIC	GA	GA	GA
TRANS ENT				

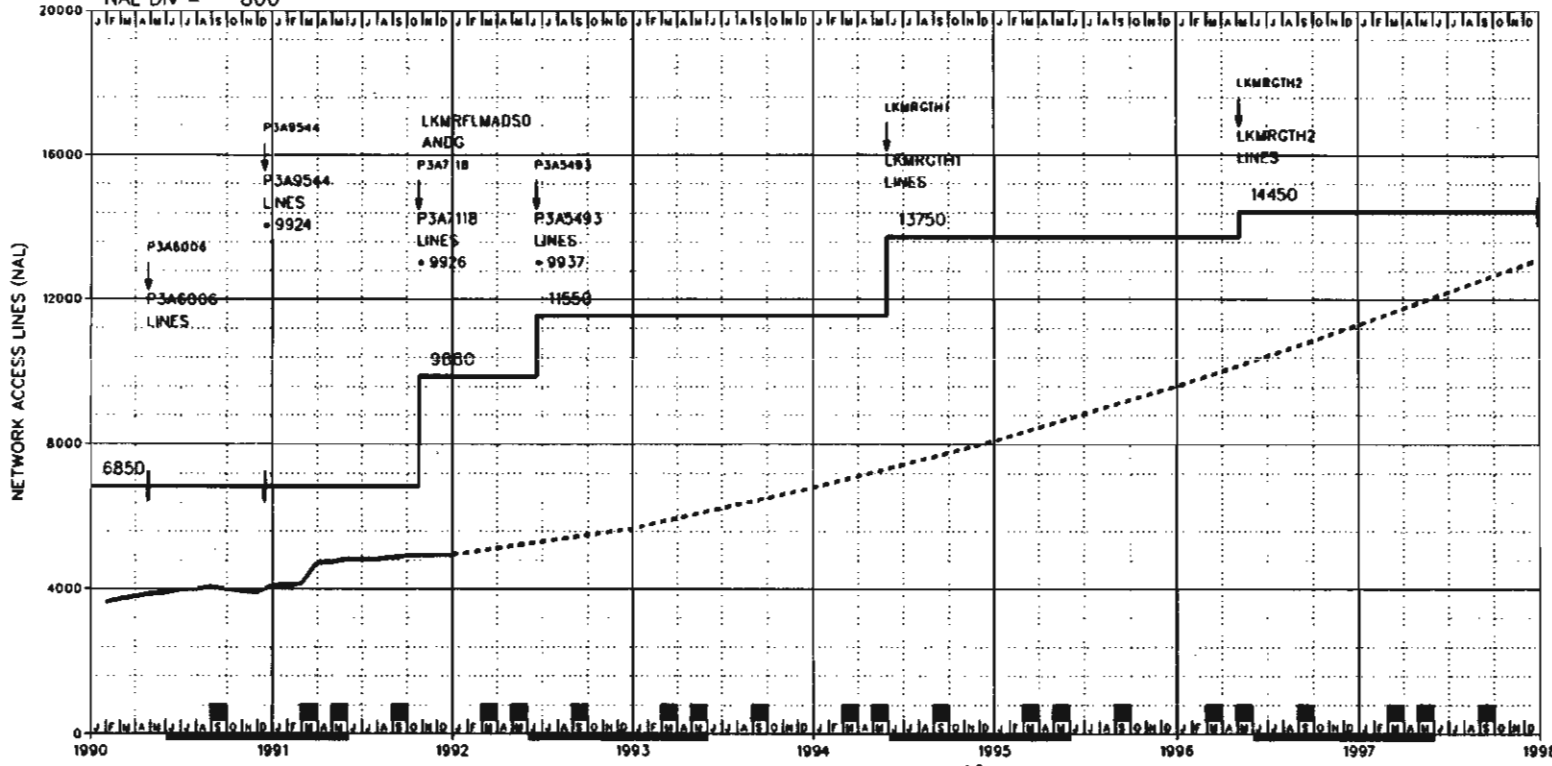
ANALOG SECTION -----

NAL TRANS						
NAL CAP TC	4000	4000	460	2300	4000	4000
LNS		1840	460	2300	2300	2300
ML		1840	460	2300	2300	2300
LINE UNITS		4		5	5	5
INST. LNS		2048	512	2560	2560	2560
UAV ASSGN		31	7	38	38	38
%FILL	91.00		91.00		91.00	
ALNCAP LNS		1840	460	2300		2300
RENG CCS NAL	1.70		1.70		1.70	
ANLG DEF LNS						
ISON CAP TC						
ISON CAP LNS						
ISON CAP ML						
ISON LN MOD						
ISON INS LNS						
ISON UAV LNS						
ISON %FILL						
ISON ENG CCS						

DIGITAL SECTION -----

NAL TRANS						
NAL CAP TC	1140	1140	940	2080	1920	4000
LNS		110	310	420	180	600
ML		110	310	420	180	600
LINE UNITS		1		2	3	3
INST. LNS		576	576	1152	576	1728
UAV ASSGN		96	96	96	96	96
%FILL	22.92		39.77		36.76	
DLNCAP LNS		110	310	420	180	600
DENG CCS NAL	1.62		1.62		1.76	
CAP SLC SYS		5	6	11	6	17
ENG SLC MD 1						
ENG SLC MD 2						
DEF SLC SYS		0				0
CAP URBN SYS						0
DEF URBN SYS						0
CAP DMS112						0
SLC DLU						
URBAN DLU						

NAL DIV = 800



NOTES:  
 9924 TOUCHSTAR PHASE II  
 9926 CCS ACCESS CAPABILITY  
 9937 CARRIER IDENT. CODE  
 (C) EXPAN. (FG B)  
 3004 NPA 407 EFFECTIVE  
 04/16/88

REASON FOR REISSUE:

DATE OF ISSUE: 01/17/92  
 EXCHANGE: SANFORD  
 DATABASE: LIVE  
 EQ TYPE: D100  
 NXX:  
 333 444

BUILDING: LKMRFLMA STATE: FL  
 LATA: ORLD/458  
 COMPANY: SBEL AREA: CEFL  
 DIVISION: SWOR DISTRICT: ORLD  
 EXHAUST: \*\*/\*\*/\*\*  
 CONTACT: CRSMOOT  
 NUMBER: JDCORDES  
 EQ ENGINEER: HTGLOVER

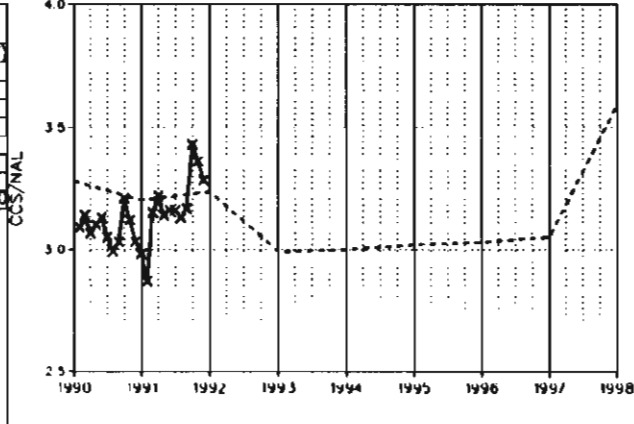
E. A. DATE: 04/23/88  
 DIR CLOSE: 11/20/91  
 DIR DELIVER: 01/31/92  
 NAL FCST: 06/15/91  
 CCS FCST: 08/15/91  
 ENTITY CUT: 04/23/88  
 ENTITY TERM: 12/31/99  
 LATEST NAL: 4938  
 SWITCH HOST  
 ENTITY:

CHART:  
 LKMRFLMADS0 20.0

YEAR	1990	1991	1992	1993	1994	1995	1996	1997	1998
NAL	3494 (A)	4086 (A)	4952 (A)	5684 (F)	6816 (F)	8087 (F)	9605 (F)	11299 (F)	13128 (F)
LINES	3494	4086	4952	5684	6816	8087	9605	11299	13128
CCS/NAL	3.28	3.20	3.24	2.99	3.00	3.02	3.03	3.05	3.59
CCS STATUS	A	A							
NAL/LN RATIO	1.00000	1.00000	1.00000	1.00000	1.00000	1.00000	1.00000	1.00000	1.00000
SVC									
DTS	o o o o o o o o o o	o o o o o o o o o o	o o o o o o o o o o	o o o o o o o o o o	o o o o o o o o o o	o o o o o o o o o o	o o o o o o o o o o	o o o o o o o o o o	o o o o o o o o o o
IML									
%IFFM									

JOBNUM	RDYSD	REQSO	SHIP
P3A6006	04/27/90	04/27/90	12/08/89
P3A9544	12/18/90	12/18/90	10/27/90
P3A7118	10/25/91	10/25/91	04/20/91
P3A5493	06/19/92	06/19/92	01/13/92
LKMRGTH1	05/29/94	05/29/94	01/29/94
LKMRGTH2	05/05/96	05/05/96	01/13/96
LKMREND	12/31/97	12/31/97	**/**/**



REPORT: PARTB  
 PAGE: 1 OF 2  
 BUILDING: LAKE MARY  
 ENT CUT: 04/23/88

ENTITY: LKMRFLMADSO  
 ENT TERM: 12/31/99

LSOF SYSTEM  
 GRAPHIC PART B VERSION 1.00  
 DATABASE: LIVE

DATE: 01/17/92  
 TIME: 20:39:02  
 CHART NO.: 20.0  
 EO TYPE: 0100

JOB/ADJ/AT P3A6006  
 EVENT-NUM EVT1  
 EVENT-DATE 04/27/90  
 ROYSD/TDATE 04/27/90  
 REQSD 04/27/90  
 CAP EXH. ■■/■■/■■  
 SHIP DATE 12/08/89  
 JOB DESC. GENERIC  
 NAL TRANS  
 TRANS ENT  
 LSEI  
 NAL CAP SE DR 24000  
 TC 24000  
 LNS 6850  
 NOS 17000  
 ML 6850  
 CNTRX CAP 800  
 INST. NOS 20000  
 UAV ASSGN 0  
 %FNOS 85.00  
 INST. LNS 9792  
 UAV ASSGN 1235  
 %TOTAL FILL 80.14  
 LNCAP IN LNS 6850  
 SIZING DATE 05/03/89  
 NOO DUE 05/18/89  
 TELCO DUE 09/14/89  
 TURNOVER 04/27/90  
 GENERIC SVC  
 GENERIC BCS-30  
 CONC RATIO 4  
 ENG LSF  
 ENG CCS/NAL 4.60  
 DESIGN BS  
 MRAJ 43.24  
 PROCESSOR 28300 60000  
 CAP TRUNK 20 80  
 OGTL TK UNIT  
 LLN/LI/SM/NM 3  
 LSR/LTS/■/■  
 LSH/■/■/L32 0  
 TSC/■/TSS/NP 181  
 TLN/■/■/L64 120  
 TOT FRS/SHL 3  
 REUSE FR/SHL 0  
 GROSS ROOMS 725  
 EXT JOB DESC SUPER/NODE  
 %CTDIP 7.00

P3A9S44  
 EVT1  
 12/16/90  
 12/16/90  
 12/16/90  
 ■■/■■/■■  
 10/27/90  
 GEN  
 OR  
 24000  
 24000  
 6850  
 17000  
 6850  
 800  
 20000  
 0  
 85.00  
 9792  
 1235  
 80.14  
 6850  
 08/01/90  
 09/06/90  
 10/06/90  
 12/16/90  
 BCS-31  
 4  
 4.60  
 0.00  
 60000  
 80  
 3  
 0  
 181  
 120  
 0  
 0  
 50  
 7.00  
 G

P3A7118  
 EVT1  
 10/25/91  
 10/25/91  
 10/25/91  
 ■■/■■/■■  
 04/20/91  
 GEN.GA  
 DR  
 7320 31320  
 20300 44300  
 3030 9880  
 17000  
 9880  
 800  
 20000  
 0  
 85.00  
 7488 17280  
 1024 2259  
 65.82  
 3030 9880  
 06/25/90  
 08/25/90  
 12/22/90  
 10/25/91  
 BCS-32  
 4  
 4.60  
 7.82  
 60000  
 100  
 1  
 2 5  
 80 261  
 120  
 8  
 0  
 820  
 2810  
 7.00  
 A

1991AT1  
 11/03/91  
 11/03/91  
 ■■/■■/■■  
 ■■/■■/■■  
 01/13/92  
 GEN.GA  
 LKMRFLMADSO  
 DR  
 800 32120  
 20000 64300  
 1670 11550  
 8500 25500  
 1670 11550  
 10000 30000  
 0  
 85.00  
 4992 22272  
 2259  
 57.75  
 1670 11550  
 06/25/91  
 07/06/91  
 10/25/91  
 06/19/92  
 BCS-33  
 4  
 4.60  
 23.29  
 60000  
 100  
 0 5  
 52 313  
 120  
 7  
 0  
 806  
 7.00  
 A

P3A5493  
 EVT1  
 06/19/92  
 06/19/92  
 06/19/92  
 ■■/■■/■■  
 01/13/92  
 GEN.GA  
 DR  
 800 32120  
 20000 64300  
 1670 11550  
 8500 25500  
 1670 11550  
 10000 30000  
 0  
 85.00  
 4992 22272  
 2259  
 57.75  
 1670 11550  
 06/25/91  
 07/06/91  
 10/25/91  
 06/19/92  
 BCS-33  
 4  
 4.60  
 23.29  
 60000  
 100  
 0 5  
 52 313  
 120  
 7  
 0  
 806  
 7.00  
 A

LKMRGTH1  
 EVT1  
 05/29/94  
 05/29/94  
 05/29/94  
 ■■/■■/■■  
 01/29/94  
 GEN.GA  
 OR  
 800 32120  
 20000 64300  
 2200 13750  
 8500 25500  
 2200 13750  
 10000 30000  
 0  
 85.00  
 2688 24960  
 2259  
 60.60  
 2200 13750  
 06/24/91  
 06/19/93  
 10/02/93  
 05/08/94  
 BCS-35  
 4  
 4.60  
 23.23  
 60000  
 120  
 20 1  
 6  
 36 349  
 120  
 0  
 0  
 480  
 7.00  
 A

JOB CAT. G

G

A

A

A

REPORT: PARTB  
 PAGE: 2 OF 2  
 BUILDING: LAKE MARY  
 ENT CUT: 04/23/88

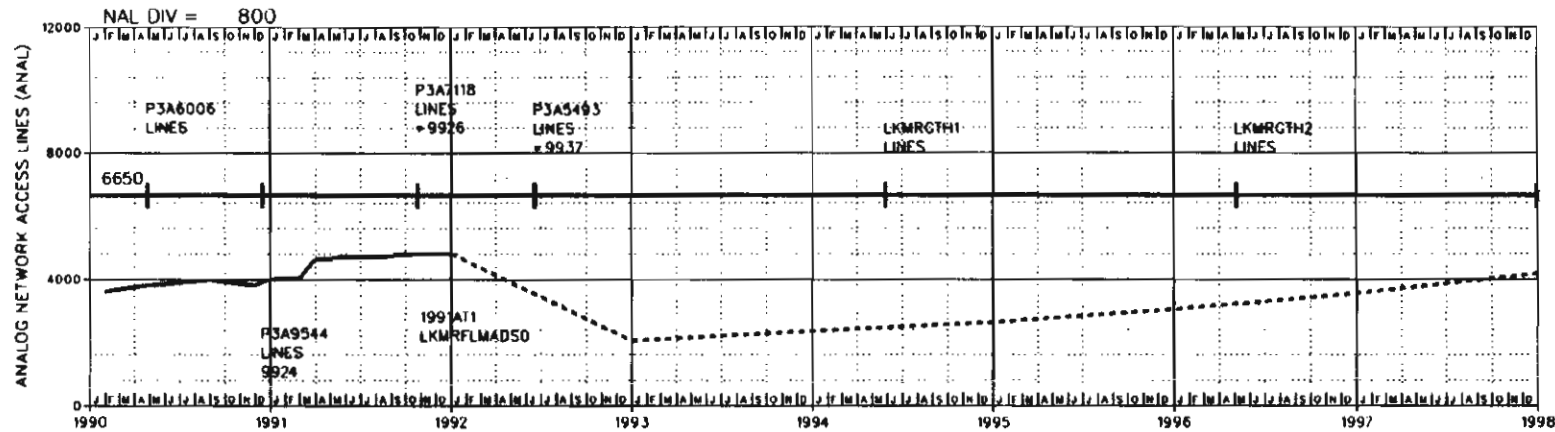
ENTITY: LKMRFLMAOSO  
 ENT TERM: 12/31/99

LSDP SYSTEM  
 GRAPHIC PART B VERSION 1.00  
 DATABASE: LIVE

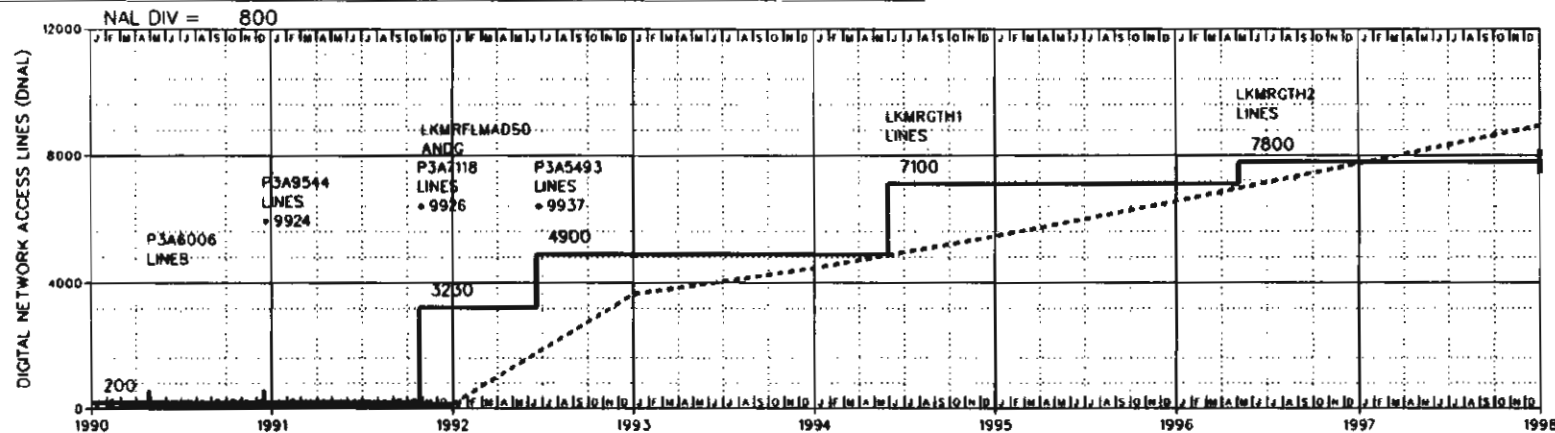
DATE: 01/17/92  
 TIME: 20:39:02  
 CHART NO.: 20.0  
 EQ TYPE: D100

JOB/ADJ/AT	LKMRGTH2		LKMREND
EVENT-NUM	EVT1		EVT1
EVENT-DATE	05/05/96		12/31/97
ROYSO/TOATE	05/05/96		12/31/97
REOSO	05/05/96		12/31/97
CAP EXH.	###/###/###		###/###/###
SHIP DATE	01/13/96		###/###/###
JOB OESC.	GEN.GA		
NAL TRANS			
TRANS ENT			
LSEI	OR		
NAL CAP SE		32120	4080 36200
TC		64300	64300
LNS	700	14450	14450
NOS		25500	25500
ML	700	14450	14450
CNTRX CAP		800	800
INST. NOS		30000	30000
URV ASSGN		0	0
%FNOS	85.00		
INST. LNS	3456	28416	28416
URV ASSGN		2259	2259
%TOTAL FILL	55.27		55.27
LNCAP IN LNS	700	14450	14450
SIZING DATE	03/05/91		
NOO DUE	05/20/95		
TELCO DUE	09/16/95		
TURNOVER	05/05/96		
GENERIC SVC			
GENERIC	BCS-37		
CONC RATIO	4		
ENG LSF			
ENG CCS/NAL	4.60		
DESIGN 85			
MRAJ	19.88		0.00
PROCESSOR		60000	60000
CAP TRUNK		120	120
OGLT TK UNIT	0		0
LLN/LT/SM/NM	1	7	7
LSR/LTS/##			
LSH/##/L32			
TSC/##/TSS/NP	56	405	405
TLN/##/L64		120	120
TOT FR5/SHL	0		
REUSE FR/SHL	0		
GROSS ADDNS	520		
EXT JOB OESC			
%CTDIP	7.00		

JOB CAT. A



YEAR	1990	1991	1992	1993	1994	1995	1996	1997	1998
NAL	3477 (A)	4006 (A)	4813 (A)	2049 (F)	2356 (F)	2637 (F)	3055 (F)	3559 (F)	4188 (F)
ANLG LNS	3477	4006	4813	2049	2356	2637	3055	3559	4188
CCS/NAL	3.28	3.21	3.25	3.30	3.35	3.40	3.45	3.50	3.85
ACCS ACTUAL	A	A							
NAL/LN RATIO	1.00000	1.00000	1.00000	1.00000	1.00000	1.00000	1.00000	1.00000	1.00000



YEAR	1990	1991	1992	1993	1994	1995	1996	1997	1998
NAL	17 (A)	80 (A)	139 (A)	3635 (F)	4460 (F)	5450 (F)	6550 (F)	7740 (F)	8940 (F)
DNAL	17	80	139	3635	4460	5450	6550	7740	8940
DNAL CCS/NAL	2.33	2.79	2.80	2.81	2.82	2.83	2.84	2.85	3.13
DCCS ACTUAL	A	A							
SLC SYS	0	0	0	88	104	115	126	146	172
URBAN SYS	2	2	4	2	2	2	2	2	2
NAL/LN RATIO	1.00000	1.00000	1.00000	1.00000	1.00000	1.00000	1.00000	1.00000	1.00000

NOTES:  
 9924 TOUCHSTAR PHASE II  
 9926 CCS ACCESS CAPABILITY  
 9937 CARRIER IDENT CODE  
 (CIC) EXPAN (FG B)  
 3004 NPA 407 EFFECTIVE  
 04/16/88

REASON FOR REISSUE:

DATE OF ISSUE: 01/17/92  
 EXCHANGE: SANFORD  
 DATABASE: LIVE  
 EQ TYPE: D100  
 ANALOG

BUILDING: LAKE MARY  
 SWITCH HOST  
 FCST DATE: 06/15/91  
 LATEST ANAL: 4811  
 CONTACT: CRSMOOT  
 CONTACT NO.: JDCORDES  
 EQUIP ENGR: HTGLOVER

DIGITAL  
 DLFCST DATE: 08/12/91  
 LATEST DNAL: 127  
 LATEST SLC: 0  
 LATEST URBN: 4  
 LATEST DT12: 0

ENTITY: LKMRFLMAD50  
 CHART: 20.0

REPORT: PARTB  
 PAGE: 1 OF 2  
 BUILDING: LAKE MARY  
 ENT CUT: 04/23/88

ENTITY: LKMRFLMA050  
 ENT TERM: 12/31/99

LSOF SYSTEM  
 DIGITAL PART 8 VERSION 1.00  
 DATABASE: LIVE

DATE: 01/17/92  
 TIME: 20:39:02  
 CHART NO.: 20.0  
 EQ TYPE: 0100

JOB/ROJ/AT	P3A6006	P3A9544	P3A7118	1991AT1	P3A5493	LKMRGTH1
EVENT-NUM	EVT1	EVT1	EVT1		EVT1	EVT1
EVENT-DATE	04/27/90	12/16/90	10/25/91	11/03/91	06/19/92	05/29/94
ROYSO/TOATE	04/27/90	12/16/90	10/25/91	11/03/91	06/19/92	05/29/94
REQSD	04/27/90	12/16/90	10/25/91	##/##/##	06/19/92	05/29/94
CAP EXH.	##/##/##	##/##/##	##/##/##	##/##/##	##/##/##	##/##/##
SHIP DATE	12/08/89	10/27/90	04/20/91	##/##/##	01/13/92	01/29/94
JOB DESC:	GENERIC	GEN	GEN.GA	ANDG	GEN.GA	GEN.GA
TRANS ENT				LKMRFLMA050		

ANALOG SECTION -----

NAL TRANS					-2800		
NAL CAP TC	12000	12000	6300	18300		18300	18300
LNS	6650	6650		6650		6650	6650
ML	6650	6650		6650		6650	6650
LINE UNITS	12	12		12		12	12
INST. LNS	7680	7680		7680		7680	7680
UAV ASSGN	115	115		115		115	115
ZFILL	88.00	88.00	88.00	115		88.00	88.00
ALNCAP LNS	6650	6650		6650	88.00	6650	6650
RENG CCS NAL	3.50	3.50	3.60		3.70		3.80
ANLG DEF LNS							
ISDN CAP TC	1020	1020		1020		1020	1020
ISDN CAP LNS	510	510		510		510	510
ISDN CAP ML	510	510		510		510	510
ISDN LN MOD	3	3		3		3	3
ISDN INS LNS	512	512		512		512	512
ISDN UAV LNS				0		0	0
ISDN ZFILL	100.00	100.00	100.00		100.00		100.00
ISDN ENG CCS	4.60	4.60	4.60		4.60		4.60

DIGITAL SECTION -----

NAL TRANS					2800		
NAL CAP TC	12000	12000	14000	26000		20000	46000
LNS	200	200	3030	3230		1670	4900
ML	200	200	3030	3230		1670	4900
LINE UNITS	1	1		16			28
INST. LNS	2112	2112	7488	9600		4992	14592
UAV ASSGN	1120	1120	1024	2144			2144
ZFILL	20.16	20.16	43.32			39.36	
DLNCAP LNS	200	200	3030	3230		1670	4900
RENG CCS NAL	2.80	2.80	2.80			2.80	
CAP SLC SYS			55	55		52	107
ENG SLC MD 1							
ENG SLC MD 2							
DEF SLC SYS				0			
CAP URBN SYS	4	4	4	8			8
DEF URBN SYS	0	0		0		0	0
CAP OMS112							
SLC DLU	0	0	14	14		12	26
URBAN OLU	2	2		2		2	2



REPORT: PART B  
PAGE: 2 OF 2  
BUILDING: LAKE MARY  
ENT CUT: 04/23/88

ENTITY: LKMRFLMADSO  
ENT TERM: 12/31/99

LSOF SYSTEM  
DIGITAL PART B VERSION 1.00  
DATABASE: LIVE

DATE: 01/17/92  
TIME: 20:39:02  
CHART NO.: 20.0  
EQ TYPE: 0100

JOB/AOJ/AT	LKMRGTH2	LKMREND
EVENT-NUM	EVT1	EVT1
EVENT-DATE	05/05/96	12/31/97
ROYSD/TDATE	05/05/96	12/31/97
REQSD	05/05/96	12/31/97
CAP EXH.	##/##/##	##/##/##
SHIP DATE	01/13/96	##/##/##
JOB DESC.	GEN.GA	
TRANS ENT		

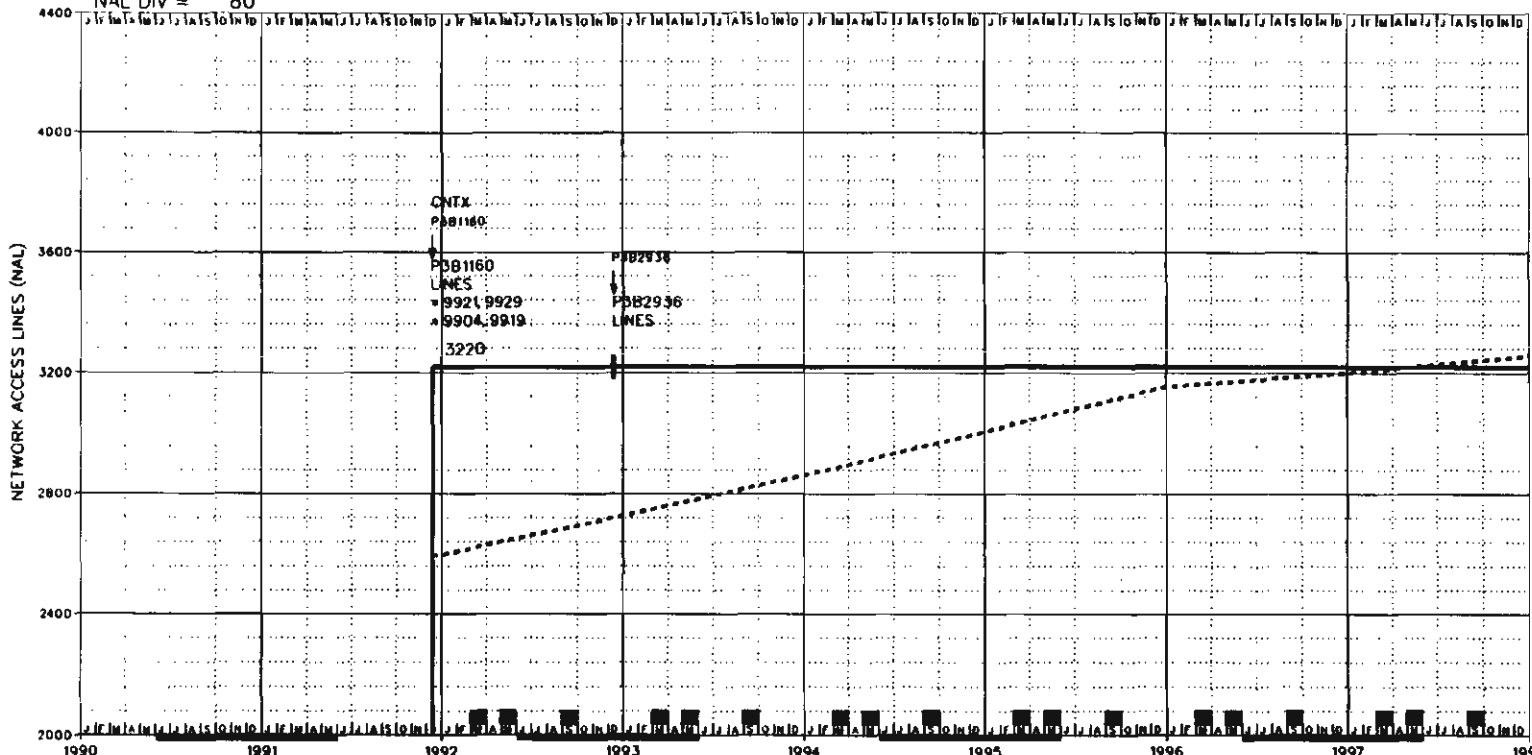
ANALOG SECTION -----

NAL TRANS			
NAL CAP TC		18300	18300
LNS		6650	6650
ML		6650	6650
LINE UNITS		12	12
INST. LNS		7680	7680
UAV ASSGN		115	115
ZFILL	88.00		88.00
ALNCAP LNS		6650	6650
RENG CCS NAL	3.90		3.90
ANLG DEF LNS			
ISDN CAP TC		1020	1020
ISDN CAP LNS		510	510
ISDN CAP ML		510	510
ISDN LN MOD		3	3
ISDN INS LNS		512	512
ISDN UAV LNS		0	0
ISDN ZFILL	100.00		100.00
ISDN ENG CCS	4.60		4.60

DIGITAL SECTION -----

NAL TRANS			
NAL CAP TC		46000	46000
LNS	700	7800	7800
ML	700	7800	7800
LINE UNITS		43	43
INST. LNS	3456	20736	20736
UAV ASSGN		2144	2144
ZFILL	41.95		41.95
DLNCAP LNS	700	7800	7800
RENG CCS NAL	2.80		2.80
CAP SLC SYS	36	171	172
ENG SLC MD 1			
ENG SLC MD 2			
DEF SLC SYS			
CAP URBAN SYS		8	8
DEF URBAN SYS		0	0
CAP DMS112			
SLC DLU	7	41	41
URBAN DLU		2	2

NAL DIV = 80



NOTES:  
 9904 CCS7 TRUNK SIGNALING  
 9919 CT/DIP FULL IMPLEMENTATION  
 9921 RINGMASTER  
 9929 TOUCHSTAR PHASE I & II  
 3720 SNFRMA-501 W 9511 STREET

REASON FOR REISSUE:

DATE OF ISSUE: 01/17/92  
 EXCHANGE: SANFORD  
 DATABASE: LIVE  
 EQ TYPE: RLU  
 NXX:  
 942F

BUILDING: LKMRFLAB STATE: FL  
 LATA: ORLD/458  
 COMPANY: SBEL AREA: CEFL  
 DIVISION: SWOR DISTRICT ORLD  
 EXHAUST: \*\*/\*\*/  
 CONTACT: CRSMOOT  
 NUMBER JDCORDES  
 EQ ENGINEER HTCLOVER

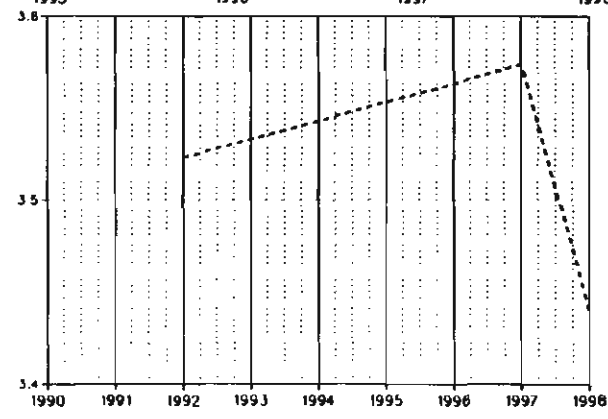
E. A. DATE 12/14/91  
 DIR CLOSE 11/20/91  
 DIR DELIVER 02/03/92  
 NAL FCST 03/01/91  
 CCS FCST 08/12/91  
 ENTITY CUT 12/14/91  
 ENTITY TERM 12/09/99  
 LATEST NAL  
 SWITCH HOST  
 ENTITY:

CHART:

LKMRFLABRSO 20.1

YEAR	1990	1991	1992	1993	1994	1995	1996	1997	1998
NAL			2596 (F)	2726 (F)	2862 (F)	3006 (F)	3155 (F)	3201 (F)	3257 (F)
LINES			2596	2726	2862	3006	3155	3201	3257
CCS/NAL			3.52	3.53	3.54	3.55	3.56	3.57	3.44
CCS STATUS									
NAL/LN RATIO			1.00000	1.00000	1.00000	1.00000	1.00000	1.00000	1.00000

SVC	1990	1991	1992	JOBNUM	RDYSD	REQSD	SHIP
DTS				P381160	12/14/91	12/14/91	09/06/91
				P382936	12/13/92	12/13/92	09/12/92
				LKMR ENDJOB	12/31/99	12/31/99	**/**/**
IML							
%IFFM							



REPORT: PARTB  
 PAGE: 1 OF 1  
 BUILDING: LAKE MARY  
 ENT CUT: 12/14/91

ENTITY: LKMRFLABRSO  
 ENT TERM: 12/09/99

LSDF SYSTEM  
 GRAPHIC PART 8 VERSION 1.00  
 DATABASE: LIVE

DATE: 01/17/92  
 TIME: 20:39:02  
 CHART NO.: 20.1  
 EQ TYPE: RLU

JOB/ROJ/AT	1991AT1	P381160	P382936	LKMR ENOJOB
EVENT-NUM		EVT1	EVT1	EVT1
EVENT-DATE	12/14/91	12/14/91	12/13/92	12/31/99
RDYSD/TORATE	12/14/91	12/14/91	12/13/92	12/31/99
REQSD	###/###/###	12/14/91	12/13/92	12/31/99
CAP EXH.	###/###/###	###/###/###	###/###/###	###/###/###
SHIP DATE	###/###/###	09/06/91	09/12/92	###/###/###
JOB DESC.	CNTX	NE	GEN	END JOB
NAL TRANS	2596			
TRANS ENT				
LSEI		NTW	NTW	NTW
NAL CAP SE		4490 4490	4490 4490	4490 4490
TC		4490 4490	4490 4490	4490 4490
LNS		3220 3220	3220 3220	3220 3220
NOS		8500 8500	8500 8500	8500 8500
ML		3220 3220	3220 3220	3220 3220
CNTRX CAP				
INST. NOS	10000	10000	10000	10000
URV ASSGN		0	0	0
ZFNOS	85.00		85.00	85.00
INST. LNS	3768	3768	3768	3768
URV ASSGN	54	54	54	54
ZTOTAL FILL	86.81		86.81	86.81
LNCAP IN LNS	3220	3220	3220	3220
SIZING DATE	03/01/91		12/04/91	
NOO DUE	04/27/91		01/04/92	
TELCO DUE	05/23/91		03/14/92	
TURNOVER	11/16/91		11/22/92	
GENERIC SVC			11/22/92	
GENERIC	9.0		10.0	10.0
CNC RATIO	5:1		5:1	5:1
ENG LSF				
ENG CCS/NAL	3.50		3.50	3.50
DESIGN 8S				
MRAJ	96.56		0.00	0.00
PROCESSOR	5000	5000	5000	5000
CAP TRUNK		0	0	0
OGTL TK UNIT	0			
LLN/LT/SH/NM		0	0	0
LSR/LTS/=/#		0	0	0
LSH/=/#L32		0	0	0
TSC/=/#TSS/NP		0	0	0
TLN/=/#L64		0	0	0
TOT FRS/SHL	6		0	0
REUSE FR/SHL	0		0	0
GROSS ADDNS	275		10	0
EXT JOB DESC				
ZCTOIP	10.00		10.00	10.00

JOB CAT.

N

G



REPORT: PART B  
 PAGE: 1 OF 1  
 BUILDING: LAKE MARY  
 ENT CUT: 12/14/91

ENTITY: LKMRFLABRSO  
 ENT TERM: 12/09/99

LSDP SYSTEM  
 DIGITAL PART B VERSION 1.00  
 DATABASE: LIVE

DATE: 01/17/92  
 TIME: 20:39:02  
 CHART NO.: 20.1  
 EQ TYPE: RLU

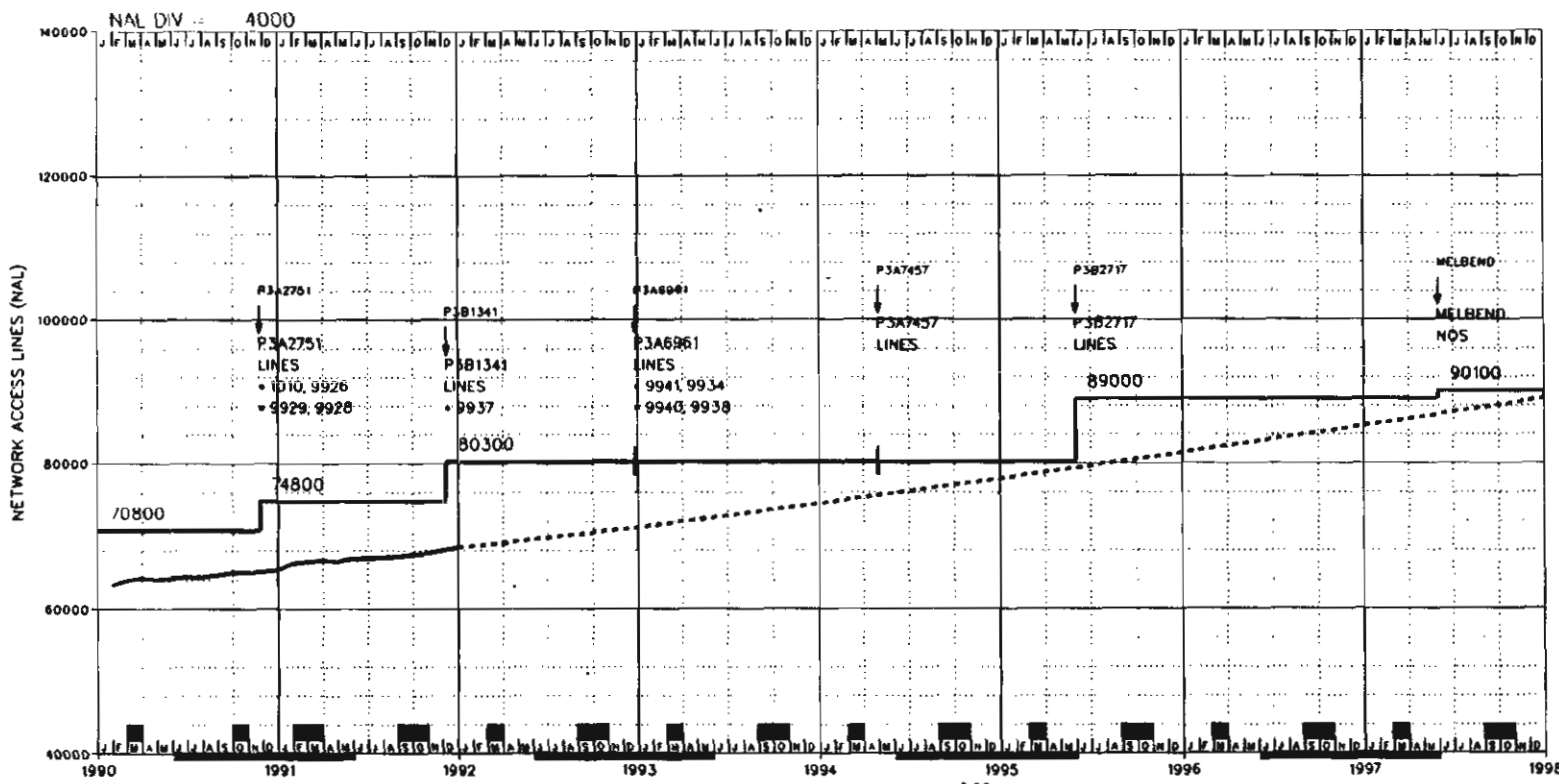
JOB/ADJ/AT	1991AT1	P381160	P382936	LKMR ENOJOB
EVENT-NUM		EVT1	EVT1	EVT1
EVENT-DATE	12/14/91	12/14/91	12/13/92	12/31/99
ROYSD/TOATE	12/14/91	12/14/91	12/13/92	12/31/99
REQSD	###/###/###	12/14/91	12/13/92	12/31/99
CAP EXH.	###/###/###	###/###/###	###/###/###	###/###/###
SHIP DATE	###/###/###	09/06/91	09/12/92	###/###/###
JOB DESC.	CNTX	NE	GEN	ENO JOB
TRANS ENT				

ANALOG SECTION -----

NAL TRANS	2476				
NAL CAP TC		4270	4270	4270	4270
LNS		3060	3060	3060	3060
ML		3060	3060	3060	3060
LINE UNITS					
INST. LNS		3576	3576	3576	3576
URV ASSGN		54	54	54	54
%FILL		87.00	87.00	87.00	87.00
ALNCAP LNS		3060	3060	3060	3060
RENG CCS NAL		3.50	3.50	3.50	3.50
ANLC DEF LNS					
ISON CAP TC		80	80	80	80
ISON CAP LNS		40	40	40	40
ISON CAP ML		40	40	40	40
ISON LN MOD		1	1	1	1
ISON INS LNS		40	40	40	40
ISON URV LNS			0	0	0
ISON %FILL		100.00	100.00	100.00	100.00
ISON ENG CCS		3.50	3.50	3.50	3.50

DIGITAL SECTION -----

NAL TRANS	120				
NAL CAP TC		220	220	220	220
LNS		160	160	160	160
ML		160	160	160	160
LINE UNITS					
INST. LNS		192	192	192	192
URV ASSGN			0	0	0
%FILL		83.33	83.33	83.33	83.33
OLNCAP LNS		160	160	160	160
DENG CCS NAL		3.50	3.50	3.50	3.50
CAP SLC SYS		2	2	2	2
ENG SLC MO 1					
ENG SLC MO 2					
DEF SLC SYS					
CAP URBN SYS		0	0	0	0
DEF URBN SYS					
CAP OMS112					
SLC OLU		1	1	1	1
URBAN OLU					



- NOTES:
- 1010 GENERIC RETROFIT
  - 9926 CCS ACCESS CAPABILITY
  - 9928 ONA REQUIREMENTS
  - 9929 TOUCHSTAR PHASE I & II
  - 9934 ADVANCED INTELLIGENT NTWK (AIN) - REL. 0
  - 9937 CARRIER IDENT. CODE (CIC) EXPAN. (FG B)
  - 9938 ISDN PRIMARY RATE INTERFACE (PRI)
  - 9940 CALL FWD-DON'T-ANSWER AFTER CALL WAITING
  - 9941 CALLING NAME DELIVERY

REASON FOR REISSUE:  
3069 MLBRMA-728 E PALMETTO AVE

DATE OF ISSUE: 01/17/92  
 EXCHANGE: MELBOURNE  
 DATABASE: LIVE  
 EQ TYPE: SES  
 NXX:  
 676 722 723 724 725 727  
 728 729 758 951 952 984

BUILDING: MLBRFLMA STATE: FL  
 LATA: ORLD/458  
 COMPANY: SBEL AREA: CEFL  
 DIVISION: SWDY DISTRICT: DAYT  
 EXHAUST: 12/01/96  
 CONTACT: JM GRAHAM  
 NUMBER: BGMILCHER  
 EQ ENGINEER: JB STANLEY

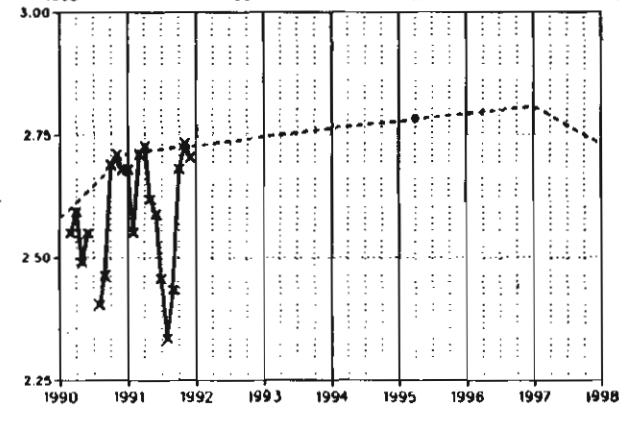
E. A. DATE: 09/30/89  
 DIR CLOSE: 01/30/92  
 DIR DELIVER: 04/10/92  
 NAL FCST: 06/15/91  
 CCS FCST: 08/15/91  
 ENTITY CUT: 09/30/89  
 ENTITY TERM: 12/01/10  
 LATEST NAL: 67993  
 SWITCH HOST  
 ENTITY:

CHART: MLBRFLMADSO 21.0

YEAR	1990	1991	1992	1993	1994	1995	1996	1997	1998
NAL	62706 (A)	65346 (A)	68397 (A)	71177 (F)	74472 (F)	77867 (F)	81462 (F)	85207 (F)	89002 (F)
LINES	62706	65346	68397	71177	74472	77867	81462	85207	89002
CCS/NAL	2.58	2.72	2.73	2.75	2.76	2.78	2.79	2.81	2.73
CCS STATUS	A	A							
NAL/LN RATIO	1.00000	1.00000	1.00000	1.00000	1.00000	1.00000	1.00000	1.00000	1.00000

SVC.	1990	1991	1992	JOBNUM	RDYSD	REOSD	SHIP
DTS	o o o o o	o o o o o	o o o o o	P3A2751	11/25/90	11/25/90	06/23/90
	o o o o o	o o o o o	o o o o o	P3B1341	12/08/91	12/08/91	10/12/91
	o o o o o	o o o o o	o o o o o	P3A6961	12/27/92	12/27/92	07/11/92
IML	o o o o o	o o o o o	o o o o o	P3A7457	05/01/94	05/01/94	02/01/94
	o o o o o	o o o o o	o o o o o	P3B2717	06/01/95	06/01/95	02/01/95
%IFFM	o o o o o	o o o o o	o o o o o	MELBEND	06/01/97	06/01/97	06/01/97



REPORT: PARTB  
PAGE: 1 OF 1  
BUILDING: MELBOURNE  
ENT CUT: 09/30/89

ENTITY: MLBRFLMADSO  
ENT TERM: 12/01/10

LSDP SYSTEM  
GRAPHIC PART B VERSION 1.00  
DATABASE: LIVE

DATE: 01/17/92  
TIME: 20:39:02  
CHART NO.: 21.0  
EQ TYPE: SES

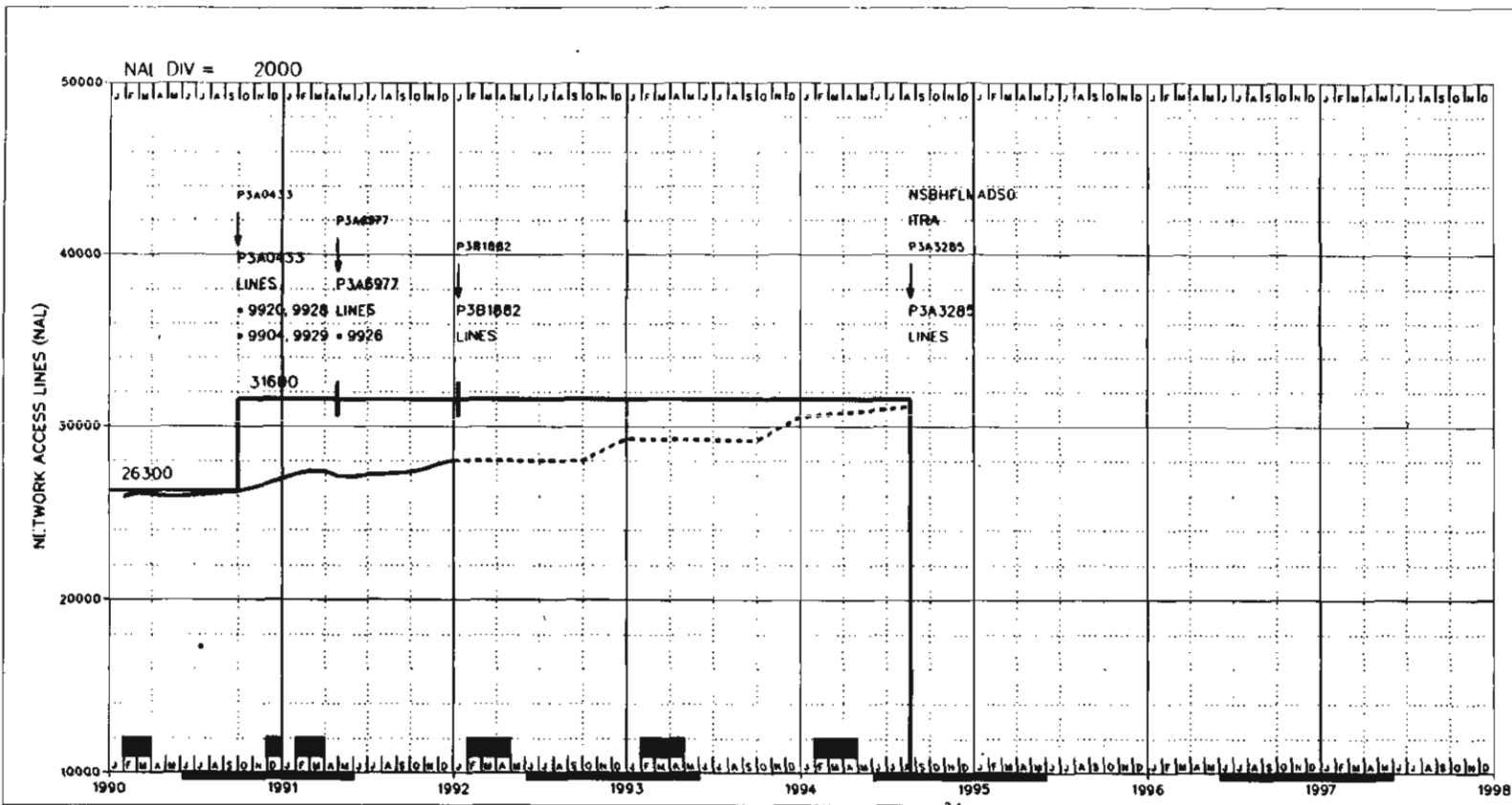
JOB/ROJ/AT	P3A2751	P381341	P3A6961	P3A7457	P3B2717	MEL8ENO
EVENT-NUM	EVT1	EVT1	EVT1	EVT1	EVT1	EVT1
EVENT-DATE	11/25/90	12/08/91	12/27/92	05/01/94	06/01/95	06/01/97
RDYSD/TDATE	11/25/90	12/08/91	12/27/92	05/01/94	06/01/95	06/01/97
REOSD	11/25/90	12/08/91	12/27/92	05/01/94	06/01/95	06/01/97
CAP EXH.	##/##/##	##/##/##	##/##/##	##/##/##	##/##/##	##/##/##
SHIP DATE	06/23/90	10/12/91	07/11/92	02/01/94	02/01/95	##/##/##
JOB DESC.	GA	SMD1.GA	150N	GA	GA	ENO JOB
NAL TRANS						
TRANS ENT						
LSEI						
NAL CAP SE	NTW 7200 117400	NTW 117400	NTW 117400	NTW 117400	NTW 12800 130200	NTW 11900 142100
TC	7200 117400	117400	117400	117400	12800 130200	11900 142100
LNS	4000 74800	5500 80300	80300	80300	8700 89000	8600 97600
NOS	8500 81600	81600	81600	81600	8500 90100	90100
ML	4000 74800	5500 80300	80300	80300	8700 89000	1100 90100
CNTRX CAP	100 1200	1200	1200	1200	300 1500	1500
INST. NOS	10000 120000	120000	120000	120000	10000 130000	130000
UAV ASSGN	24000	24000	24000	24000	24000	24000
%FNOS	85.00	85.00	85.00	85.00	85.00	85.00
INST. LNS	6336 99776	99776	99776	99776	11520 111296	11520 122816
UAV ASSGN	841	841	841	841	841	841
%TOTAL FILL	75.62	81.18	81.18	81.18	80.54	44.92
LNCAP IN LNS	4000 74800	5500 80300	80300	80300	8700 89000	8600 97600
SIZING DATE	11/03/89	04/11/91	08/08/91	11/01/91	08/08/91	
NDO DUE	08/19/89	04/28/91	11/09/91	04/01/93	05/01/94	
TELCO DUE	12/16/89	07/13/91	01/18/92	08/01/93	09/01/94	
TURNOVER	01/15/91	12/08/91	12/27/92	05/01/94	06/01/95	
GENERIC SVC						
GENERIC	5E6	5E6	5E7	5E9	5E10	
CONC RAT10	8:1	8:1	8:1	8:1	8:1	
ENG LSF						
ENG CCS/NAL	2.76	2.76	2.76	2.76	2.76	
DESIGN 8S						
MRAJ	12.42	41.76	19.81	13.01	24.02	0.00
PROCESSOR	147100	147100	147100	147100	147100	147100
CAP TRUNK	256	256	8 264	8 272	272	8 280
OGTL TK UNIT 0		0	1	1	1	0
LLN/LI/SM/NM 2	38	38	38	39	40	-40 0
LSR/LTS/##/##						
LSH/##/##/L32	0	0	0	0	0	0
TSC/##/T55/NP 26	300	300	3 303	4 307	8 315	-315 0
ILN/##/##/L64	0	0	0	0	0	0
TOT FRS/SHL 12		12	0	3	9	
REUSE FR/SHL 0		0	0	0	0	
GROSS ADDNS 896		46	215	550	600	
EXT JOB DESC	TSTR/100% AM	SMD1	150N STO		GA/GEN	
%CTOIP	7.50	7.50	7.50	7.50	7.50	

JOB CAT.     A                     A                     M                     A                     A









NOTES:  
 9904 CCS7 TRUNK SIGNALING  
 9920 SSP/800 LOCATION  
 9926 CCS ACCESS CAPABILITY  
 9928 ONA REQUIREMENTS  
 9929 TOUCHSTAR PHASE I & II

REASON FOR REISSUE:  
 3425 NSBHMA-100 CANAL STREET

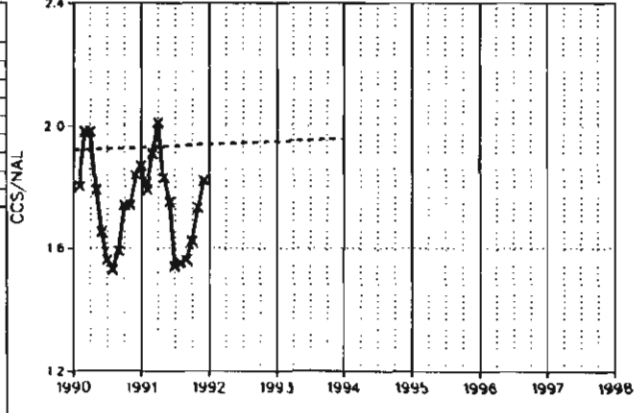
DATE OF ISSUE: 01/17/92  
 EXCHANGE: NEW SMYRNA BCH  
 DATABASE: LIVE  
 EQ TYPE: 1AES  
 NXX:  
 423 424 426 427 428

BUILDING: NSBHFLMASTATE: FL  
 LATA: DYBH/456  
 COMPANY: SBEL AREA: CEFL  
 DIVISION: SWOY DISTRICT: DAYT  
 EXHAUST: \*\*/\*\*/  
 CONTACT: JMGRAHAM  
 NUMBER MLHULL  
 EQ ENGINEER BAHICKS

E. A. DATE 07/29/85  
 DIR CLOSE 03/05/92  
 DIR DELIVER 05/06/92  
 NAL FCST 06/15/91  
 CCS FCST 08/15/91  
 ENTITY CUT 02/08/81  
 ENTITY TERM 08/21/94  
 LATEST NAL 27831  
 SWITCH HOST

ENTITY: CHART:  
 NSBHFLMA42E 22.1

YEAR	1990	1991	1992	1993	1994	1995	1996	1997	1998
NAL	25552 (A)	26950 (A)	28064 (A)	29295 (F)	30555 (F)				
LINES	25552	26950	28064	29295	30555				
CCS/NAL	1.92	1.93	1.94	1.95	1.96				
CCS STATUS	A	A							



NAL/LN RATIO		1.00000	1.00000	1.00000	1.00000	1.00000				
SVC.		1990			1991			1992		
DTS	01	01	01	01	01	01	01	01	01	01
	02	02	02	02	02	02	02	02	02	02
	03	03	03	03	03	03	03	03	03	03
IML	01	01	01	01	01	01	01	01	01	01
	02	02	02	02	02	02	02	02	02	02
	03	03	03	03	03	03	03	03	03	03
%IFFM	01	01	01	01	01	01	01	01	01	01
	02	02	02	02	02	02	02	02	02	02
	03	03	03	03	03	03	03	03	03	03

JOBNUM	RDYSD	REQSD	SHIP
P3A0433	09/30/90	09/30/90	04/14/90
P3A0977	04/28/91	04/28/91	02/02/91
P3B1882	01/11/92	01/11/92	12/07/91
P3A3285	08/21/94	08/21/94	07/01/94

REPORT: PARTB

PAGE: 1 OF 1

BUILDING: NEW SMYRNA BCH  
ENT CUT: 02/08/81

ENTITY: NSBHFLM42E  
ENT TERM: 08/21/94

LSOF SYSTEM  
GRAPHIC PART B VERSION 1.00  
DATABASE: LIVE

DATE: 01/17/92  
TIME: 20:39:02  
CHART NO.: 22.1  
EQ TYPE: IAES

JOB/ADJ/AT	P3A0433	P3A6977	P3B1882	1990ATI	P3A3285
EVENT-NUM	EVT1	EVT1	EVT1		EVT1
EVENT-DATE	09/30/90	04/28/91	01/11/92	08/21/94	08/21/94
ROYSO/TOATE	09/30/90	04/28/91	01/11/92	08/21/94	08/21/94
REQSO	09/30/90	04/28/91	01/11/92	**/**/**	08/21/94
CAP EXH.	**/**/**	**/**/**	**/**/**	**/**/**	**/**/**
SHIP DATE	04/14/90	02/02/91	12/07/91		07/01/94
JOB DESC.	CA	GEN	9SCFCH	ITRA	01SP
NAL TRANS				-31160	
TRANS ENT				NSBHFLMA050	
LSEI	CDR	COR	COR		
NAL CAP SE	8300 35000				-35000 0
TC	12600 50200				-50200 0
LNS	5300 31600				-31600 0
NOS		8500 41700			-41700 0
ML	5300 31600				-31600 0
CNTRX CAP	0				0
INST. NOS		10000 50000			-50000 0
UAV ASSGN		928			-928 0
%FNOS	85.00	85.00	85.00		85.00
INST. LNS	6144 36864				-36864 0
UAV ASSGN	129 774				-774 0
%TOTAL FILL	87.60	87.60	87.60		85.50
LNCAP IN LNS	5300 31600				-31600 0
SIZING DATE	03/02/89	02/22/90	09/26/91		02/22/91
NOD DUE	07/01/89	06/02/90	10/11/91		10/01/93
TELCO DUE	11/11/89	08/04/90	10/18/91		02/01/94
TURNOVER	11/25/90	03/31/91	01/11/92		08/21/94
GENERIC SVC					
GENERIC	1AE10	1AE11	1AE11		
CONC RATIO	6:1	6:1	6:1		6:1
ENG LSF					
ENG CCS/NAL	1.85	1.85	1.85		0.00
DESIGN BS					
MRAJ	46.69	0.00	0.00		0.00
PROCESSOR		175000			-175000 0
CAP TRUNK	60	60	60		-60 0
OGTL TK UNIT	0	0	0		0
LLN/LI/SM/NM	6	6	6		-6 0
LSR/LIS/=/#	6 36	36	36		-36 0
LSH/=/#L32	0	0	0		0
TSC/=/#ISS/NP	4 16	16	16		-16 0
TLN/=/#L64	1536	1536	1536		-1536 0
TOT FR/SHL	6	0	1		-200
REUSE FR/SHL	4	0	1		0
GROSS ADDNS	531	20	30		0
EXT JOB DESC	MULT OFF/TOU	INTERCON/FLE	ESSx-UCD		RETIRE
%CTOIP	7.40	7.40	7.40		0.00

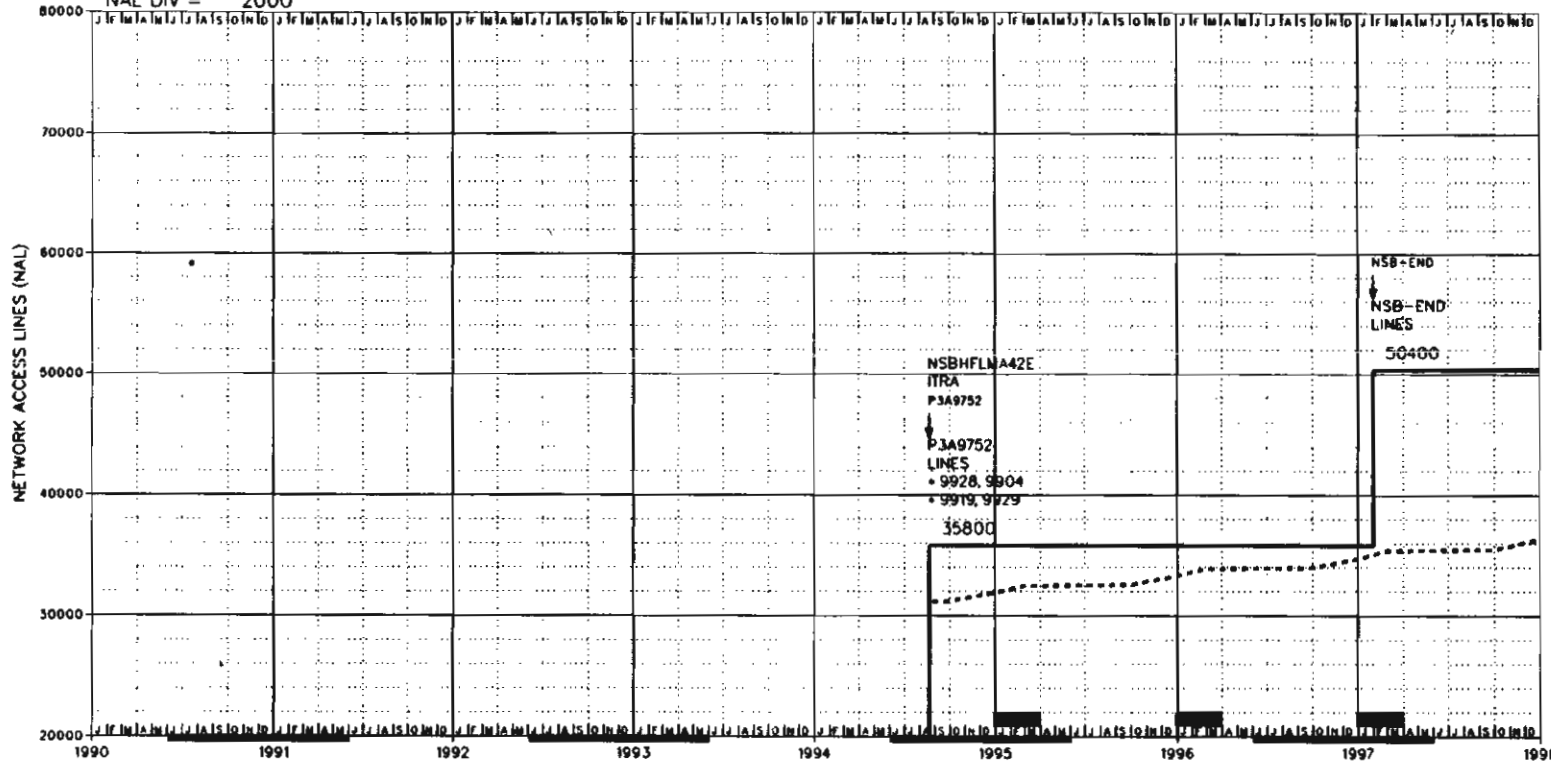
JOB CAT. A

G

M

0

NAL DIV = 2000



NOTES:  
 9904 CCS7 TRUNK SIGNALING  
 9919 CT/DIP FULL IMPLEMENTATION  
 9928 ONA REQUIREMENTS  
 9929 TOUCHSTAR PHASE I & II

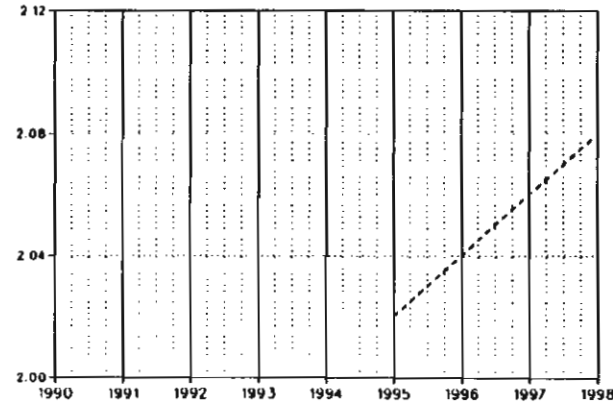
REASON FOR REISSUE:  
 3425 NSBHMA-100 CANAL STREET

DATE OF ISSUE: 01/17/92  
 EXCHANGE: NEW SMYRNA BCH  
 DATABASE: LIVE  
 EQ TYPE: DCTL  
 NXX:  
 423F 424F 426F 427F 428F

BUILDING: NSBHFLMASTATE: FL  
 LATA: DYBH/456  
 COMPANY: SBEL AREA: CEFL  
 DIVISION: SWDY DISTRICT: DAYT  
 EXHAUST: \*\*/\*\*/\*\*  
 CONTACT: JMGRAHAM  
 NUMBER MLHULL  
 EQ ENGINEER BAHICKS  
 E. A. DATE 08/21/94  
 DIR CLOSE 03/05/92  
 DIR DELIVER 05/06/92  
 NAL FCST 01/31/91  
 CCS FCST 08/15/91  
 ENTITY CUT 08/21/94  
 ENTITY TERM 02/07/20  
 LATEST NAL  
 SWITCH HOST  
 ENTITY:

CHART:  
 NSBHFLMADSO 22.2

YEAR	1990	1991	1992	1993	1994	1995	1996	1997	1998
NAL					0 (F)	31890 (F)	33275 (F)	34723 (F)	36362 (F)
LINES					0	31890	33275	34723	36362
CCS/NAL					0.00	2.02	2.04	2.06	2.08
CCS STATUS									
NAL/LN RATIO						1.00000	1.00000	1.00000	1.00000
SVC.						JOBNUM	RDYSD	REQSD	SHIP
OTS						P3A9752	08/21/94	08/21/94	02/05/94
IML						NSB-END	02/01/97	02/01/97	**/**/**
%IFFM									



REPORT: PARTB  
 PAGE: 1 OF 1  
 BUILDING: NEW SMYRNA BCH  
 ENT CUT: 08/21/94

ENTITY: NSBHFLMADSO  
 ENT TERM: 02/07/20

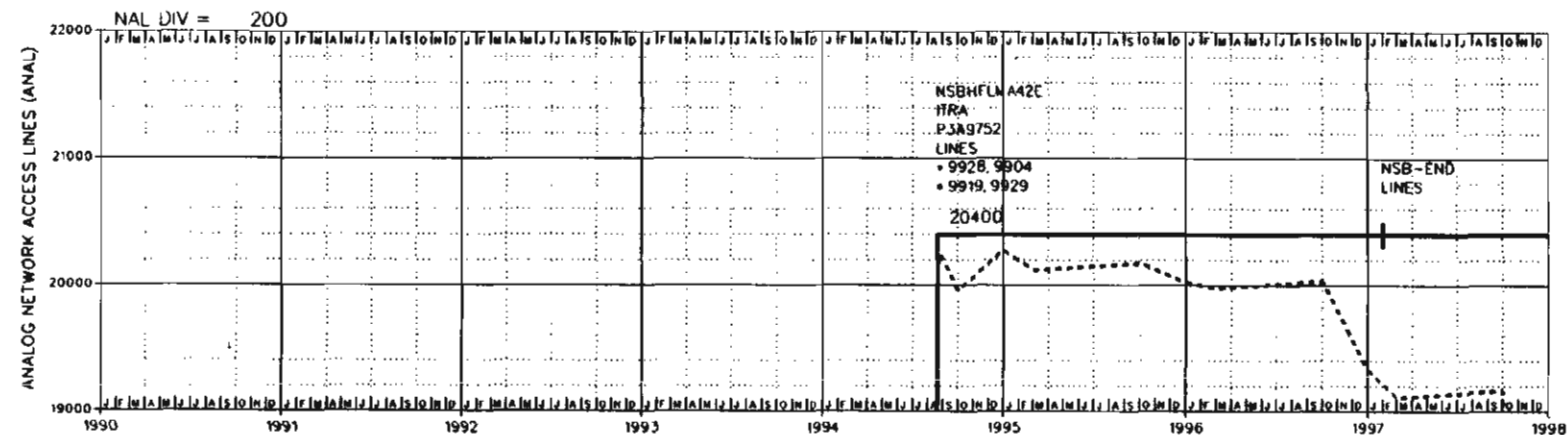
LSDF SYSTEM  
 GRAPHIC PART B VERSION 1.00  
 DATABASE: LIVE

DATE: 01/17/92  
 TIME: 20:39:02  
 CHART NO.: 22.2  
 EQ TYPE: OGTL

JOB/AOJ/AT	1990AT	P3A9752	NSB-END
EVENT-NUM		EVT1	EVT1
EVENT-DATE	08/21/94	08/21/94	02/01/97
RDYSD/TOATE	08/21/94	08/21/94	02/01/97
REQSO	##/##/##	08/21/94	02/01/97
CAP EXH.	##/##/##	##/##/##	##/##/##
SHIP DATE	##/##/##	02/05/94	##/##/##
JOB DESC.	ITRA	REPL	ENO JOB
NAL TRANS	31160		
TRANS ENT	NSBHFLMA42E		
LSEI		NTM	
NAL CAP SE		71200	71200
TC		71200	71200
LNS		35800	35800
NOS		41700	41700
ML		35800	35800
CNTRX CAP		1000	1000
INST. NOS		50000	50000
URV ASSGN		1000	1000
%FNOS		85.00	85.00
INST. LNS		46720	46720
URV ASSGN		451	451
%TOTAL FILL		77.38	74.11
LNCAP IN LNS		35800	35800
SIZING DATE		08/18/91	
NOD DUE		05/01/93	
TELCO DUE		09/01/93	
TURNOVER		06/04/94	
GENERIC SVC			
GENERIC			
CONC RATIO		8:1	8:1
ENG LSF			
ENG CCS/NAL		2.06	
DESIGN 85			
MRAJ		29.40	0.00
PROCESSOR		90000	90000
CAP TRUNK		80	80
OGTL TK UNIT		6	6
LLN/LT/SM/NM		6	6
LSR/LTS/##			
LSH/##/L32		0	0
TSC/##/TSS/NP		46	46
TLN/##/L64		0	0
TOT FRS/SHL		50	3
REUSE FR/SHL		0	0
GROSS ADONS		4700	
EXT JOB DESC		OGTL-SWT	
%CTOIP		7.40	

JOB CAT.

1



NOTES:  
 9904 CCS7 TRUNK SIGNALING  
 9919 CT/DIP FULL IMPLEMENTATION  
 9928 ONA REQUIREMENTS  
 9929 TOUCHSTAR PHASE I & II

REASON FOR REISSUE:  
 3425 NSBHMA-100 CANAL STREET

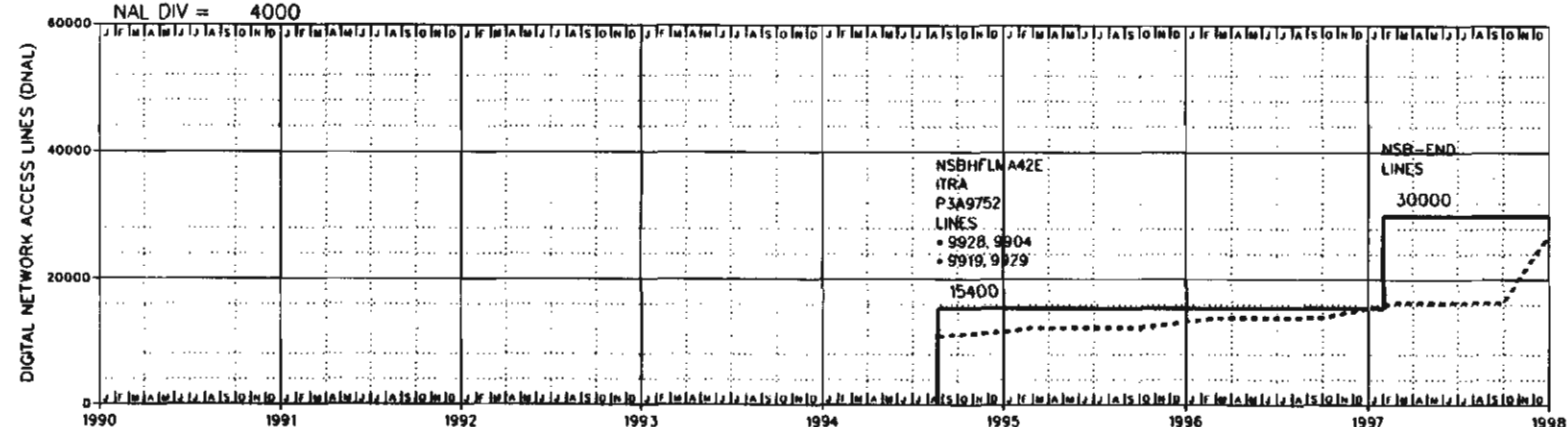
YEAR	1990	1991	1992	1993	1994	1995	1996	1997	1998
NAL					0 (F)	20275 (F)	20020 (F)	19332 (F)	9378 (F)
ANAL LNS					0	20275	20020	19332	9378
CCS/NAL					0.00	2.02	2.04	2.06	2.08
CCS ACTUAL									
NAL/LN RATIO						1.00000	1.00000	1.00000	1.00000

DATE OF ISSUE: 01/17/92  
 EXCHANGE: NEW SMYRNA BCH  
 DATABASE: LIVE  
 EO TYPE: DGTL  
 ANALOG

BUILDING SWITCH HOST: NEW SMYRNA BCH  
 FCST DATE: 01/31/91  
 LATEST ANAL: -9998998  
 CONTACT: JMGRAHAM  
 CONTACT NO.: MLHULL  
 EQUIP ENGR: BAHICKS

DIGITAL  
 DLCFCST DATE: 08/08/91  
 LATEST DNAL: -9998998  
 LATEST SLC: -9998998  
 LATEST URBN: -9998998  
 LATEST D112: -9998998

ENTITY: NSBHFLMDSO  
 CHART: 22.2



YEAR	1990	1991	1992	1993	1994	1995	1996	1997	1998
NAL					0 (F)	11615 (F)	13255 (F)	15391 (F)	26984 (F)
DGTL CCS/NAL					0.00	2.02	2.04	2.06	2.08
CCS ACTUAL									
SLC SYS					0	188	210	239	
URBAN SYS									
NAL/LN RATIO						1.00000	1.00000	1.00000	1.00000

REPORT: PART8

PAGE: 1 OF 1

BUILDING: NEW SMYRNA BCH

ENT CUT: 08/21/94

ENTITY: NS8HFLMADSO

ENT TERM: 02/07/20

LSDF SYSTEM  
DIGITAL PART 8 VERSION 1.00  
DATABASE: LIVE

DATE: 01/17/92

TIME: 20:39:02

CHART NO.: 22.2

EO TYPE: DCTL

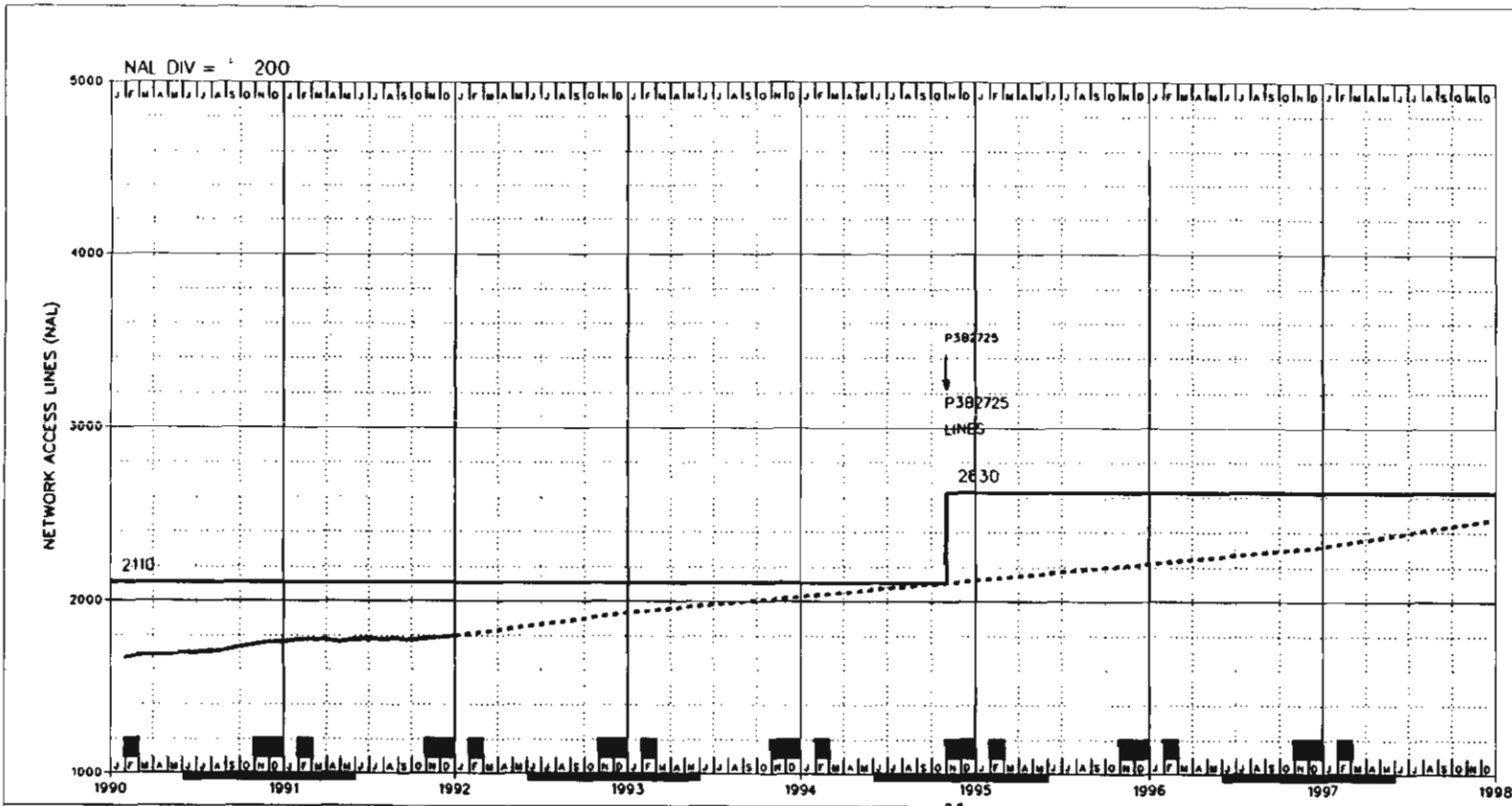
JOB/ROJ/AT	1990AT	P3A9752	NS8-ENO
EVENT-NUM		EVT1	EVT1
EVENT-DATE	08/21/94	08/21/94	02/01/97
RDYSD/TDATE	08/21/94	08/21/94	02/01/97
REOSD	##/##/##	08/21/94	02/01/97
CAP EXH.	##/##/##	##/##/##	##/##/##
SHIP DATE	##/##/##	02/05/94	##/##/##
JOB DESC.	I TRA	REPL	ENO JOB
TRANS ENT	NS8HFLMA42E		

ANALOG SECTION -----

NAL TRANS	20300			
NAL CAP TC		30500	30500	30500
LNS		20400	20400	20400
ML		20400	20400	20400
LINE UNITS		37	37	37
INST. LNS		23680	23680	23680
UAV ASSGN		355	355	355
%FILL		87.60		87.60
ALNCAP LNS		20400	20400	20400
AENG CCS NAL		2.06		2.06
ANLG DEF LNS		0		0
ISDN CAP TC		180	180	
ISDN CAP LNS		180	180	
ISDN CAP ML		180	180	
ISDN LN MOD		1	1	
ISDN INS LNS		200	200	
ISDN UAV LNS			D	
ISDN %FILL		87.60		
ISDN ENG CCS		2.06		

DIGITAL SECTION -----

NAL TRANS	10860			
NAL CAP TC		68500	68500	68500
LNS		15400	15400	14600
ML		15400	15400	14600
LINE UNITS		40	40	77
INST. LNS		23040	23040	21312
UAV ASSGN		96	96	44352
%FILL		67.00		96
DLNCAP LNS		15400	15400	14600
DENG CCS NAL		2.06		2.06
CAP SLC SYS		239	239	239
ENG SLC MD 1				
ENG SLC MD 2				
DEF SLC SYS			0	0
CAP URBN SYS				
DEF URBN SYS				
CAP DMS112				
SLC DLU				
URBAN DLU				



NOTES:

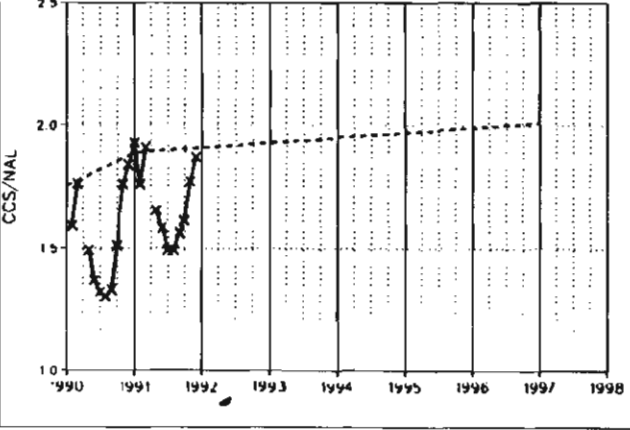
REASON FOR REISSUE:  
3435 OKHLM A-153 BELL AVENUE

DATE OF ISSUE: 01/17/92  
 EXCHANGE: OAK HILL  
 DATABASE: LIVE  
 EQ TYPE: RSC  
 NXX: 345

BUILDING: OKHFLM A STATE: FL  
 LATA: DYBH/456  
 COMPANY: SBEL AREA: CEFL  
 DIVISION: SWDY DISTRICT: DAYT  
 EXHAUST: \*\*/\*\*/  
 CONTACT: JM GRAHAM  
 NUMBER: DJCHOJN  
 EQ ENGINEER: C LEROY

E. A. DATE: 05/21/88  
 DIR CLOSE: 03/05/92  
 DIR DELIVER: 05/06/92  
 NAL FCST: 01/31/91  
 CCS FCST: 08/15/91  
 ENTITY CUT: 05/21/88  
 ENTITY TERM: 12/31/99  
 LATEST NAL: 1790  
 SWITCH HOST: DYBHFLPODSO  
 ENTITY: CHART:  
 OKHFLM ARSO 23.0

YEAR	1990	1991	1992	1993	1994	1995	1996	1997	1998
NAL	1674 (A)	1764 (A)	1798 (A)	1934 (F)	2030 (F)	2126 (F)	2223 (F)	2320 (F)	2479 (F)
LINES	1674	1764	1798	1934	2030	2126	2223	2320	2479
CCS/NAL	1.75	1.89	1.91	1.93	1.95	1.97	1.99	2.01	0.00
CCS STATUS	A	A							
NAL/LN RATIO	1.00000	1.00000	1.00000	1.00000	1.00000	1.00000	1.00000	1.00000	1.00000
SVC	1990	1991	1992	JOBNUM RDYSD REQSD SHIP					
DTS				P382725 1/01/94 1/01/94 09/01/94					
IML				OAKEND 01/01/00 01/01/00 **/**/**					
%IFFM									





REPORT: PARTB  
 PAGE: 1 OF 1  
 BUILDING: OAK HILL  
 ENT CUT: 05/21/88

ENTITY: DKHLFLMARSO  
 ENT TERM: 12/31/99

LSOF SYSTEM  
 GRAPHIC PART B VERSION 1.00  
 DATABASE: LIVE

DATE: 01/17/92  
 TIME: 20:39:02  
 CHART NO.: 23.0  
 EQ TYPE: RSC

JOB/AOJ/AT	P3B2725		OAKEND
EVENT-NUM	EVT1		EVT1
EVENT-DATE	11/01/94		01/01/00
ROYSO/TORATE	11/01/94		01/01/00
REOSO	11/01/94		01/01/00
CAP EXH.	##/##/##		##/##/##
SHIP DATE	09/01/94		##/##/##
JOB DESC.	GA		END JOB
NAL TRANS			
TRANS ENT			
LSEI	OR		OR
NAL CAP SE	930	4500	4500
TC	1190	5950	5950
LNS	520	2630	2630
NOS		8500	8500
ML	520	2630	2630
CNTRX CAP		0	
INST. NOS		10000	10000
UAY ASSGN		0	0
%FNOS	85.00		
INST. LNS	640	3200	3200
UAY ASSGN	10	48	48
%TOTAL FILL	83.50	83.50	
LNCAP IN LNS	520	2630	
SIZING DATE	08/18/91		
NDO DUE	02/01/94		
TELCO DUE	06/01/94		
TURNOVER	11/01/94		
GENERIC SVC			
GENERIC			
CONC RATIO			
ENG LSF			
ENG CCS/NAL	1.80		
DESIGN BS			
MRAJ	62.00	0.00	
PROCESSOR	175000	175000	175000
CAP TRUNK		0	0
DGTL TK UNIT	0	0	0
LLN/LT/SM/NM	0		0
LSR/LTS/##/##	3	3	
LSH/##/##/L32		0	0
TSC/##/##/NP		0	0
TLN/##/##/L64	10	50	-50
TOT FRS/SHL	1		
REUSE FR/SHL	0		
GROSS ADDNS	150		
EXT JOB DESC			
%CTDIP	13.50		

JOB CAT. A



REPORT: PARTB

PAGE: 1 OF 1

BUILDING: ORLO-AZALEA PARK ENTITY: ORLDFLAP27E

ENT CUT: 09/25/83

ENT TERM: 12/05/92

LSDF SYSTEM  
GRAPHIC PART B VERSION 1.00  
DATABASE: LIVE

DATE: 01/17/92

TIME: 20:39:02

CHART NO.: 24.1

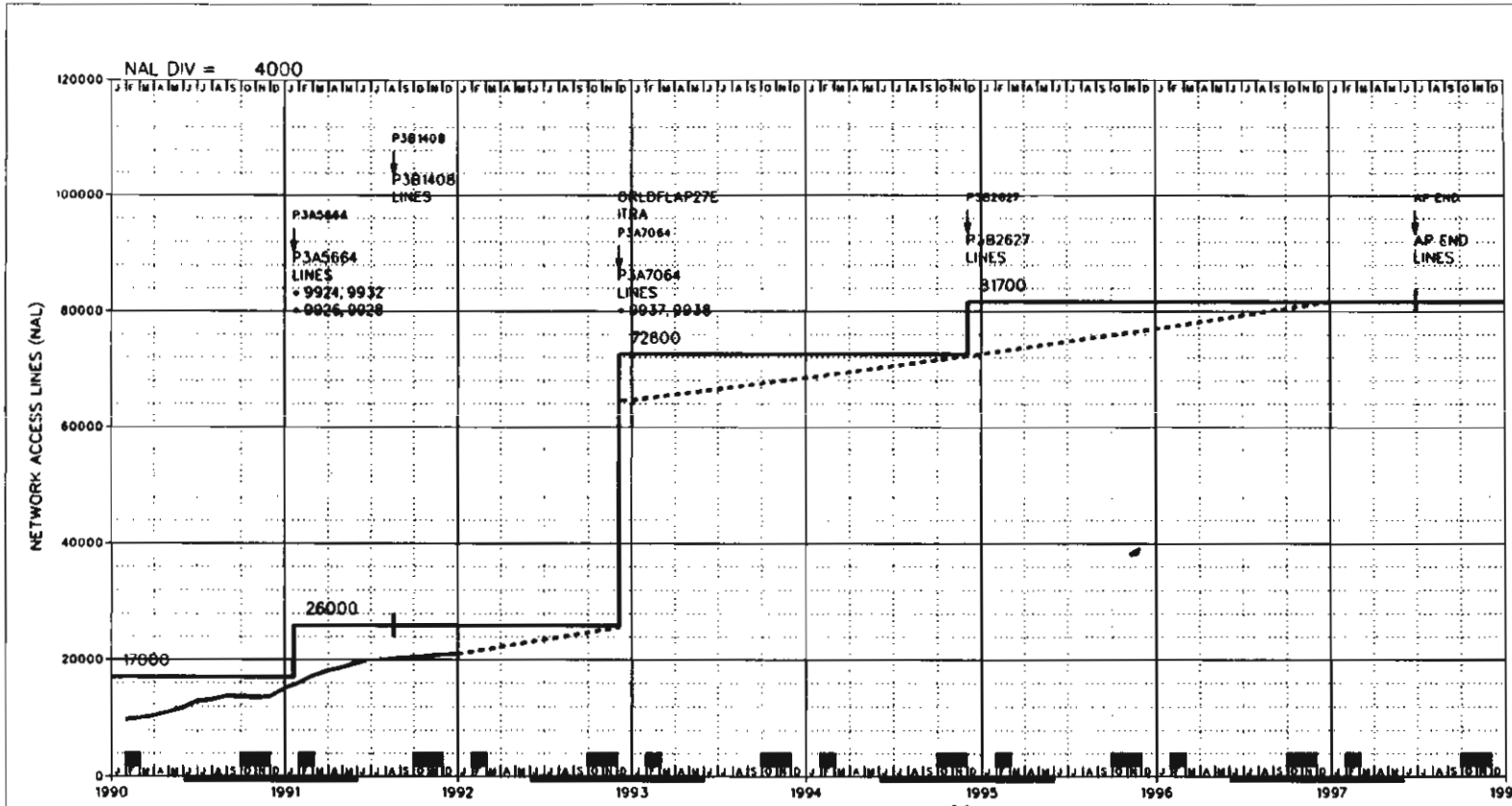
EQ TYPE: 1AES

JOB/AOJ/AT	P3A6604	1989AOJ1	P3A6974	1992AT1	P3A3319
EVENT-NUM	EVT1	EVT1	EVT1	EVT1	EVT1
EVENT-DATE	03/25/90	12/31/90	01/31/92	12/05/92	12/05/92
ROYSO/TOATE	03/25/90	12/31/90	01/31/92	12/05/92	12/05/92
REOSO	03/25/90	##/##/##	01/31/92	##/##/##	12/05/92
CAP EXH.	##/##/##	##/##/##	##/##/##	##/##/##	##/##/##
SHIP DATE	12/23/89	##/##/##	03/16/91	##/##/##	12/01/92
JOB DESC.	ICL10	ENG OBJ	GEN	ITRA	OTSP
NAL TRANS				-39000	
TRANS ENT				ORLOFLAPOS0	
LSE1	SCTMF		SCTMF		SCTMF
NAL CAP SE	55300	55300	55300	55300	-55300 0
IC	55300	55300	55300	55300	-55300 0
LNS	-2000 43100	43100	43100	43100	-43100 0
NOS	54100	54100	54100	54100	-54100 0
ML	-2000 43100	43100	43100	43100	-43100 0
CNTRX CAP	600	600	600	600	
INST. NOS	70000	70000	70000	70000	-70000 0
UAV ASSGN	6347	6347	6347	6347	-6347 0
%FNOS	85.00	85.00	85.00	85.00	
INST. LNS	51200	51200	51200	51200	-51200 0
UAV ASSGN	1075	1075	1075	1075	-1075 0
%TOTAL FILL	86.00	86.00	86.00	86.00	
LNCAP IN LNS	-2000 43100	43100			-43100 0
SIZING DATE	06/19/89		08/14/89		02/16/90
NOO DUE	07/03/89		07/07/90		11/28/92
TELCO DUE	07/23/89		10/09/90		12/01/92
TURNOVER	03/25/90		01/31/92		12/05/92
GENERIC SVC					
GENERIC	1AE10		1AE11		
CONC RATIO	4:1		4:1		4:1
ENG LSF					
ENG CCS/NAL	2.61	2.61	2.61		2.61
DESIGN BS					
MRAJ	0.00	0.00	0.00		0.00
PROCESSOR	121000	121000	121000		-121000 0
CAP TRUNK	200	200	200		-200 0
OGTL TK UNIT	0	0	0		0
LLN/LI/SH/NM	13	13	13		-13 0
LSR/LTS/##/	50	50	50		-50 0
LSH/##/L32	0	0	0		0
TSC/##/TSS/NP	32	32	32		-32 0
TLN/##/L64	1024	1024	1024		-1024 0
TOT FR/SHL	2	0	0		0
REUSE FR/SHL	0	0	0		0
GROSS ADONS	163	0	62		0
EXT JOB DESC	ICL10		GEN		
%CTDIP	11.00	11.00			

JOB CAT. M

G

0



NOTES:  
 9924 TOUCHSTAR PHASE II  
 9926 CCS ACCESS CAPABILITY  
 9928 ONA REQUIREMENTS  
 9932 100% AMA RECORDING  
 9937 CARRIER IDENT. CODE (CIC) EXPAN. (FG B)  
 9938 ISDN PRIMARY RATE INTERFACE (PRI)  
 3004 NPA 407 EFFECTIVE 04/16/88  
 3571 TCBH CCS DATA STARTING 1988

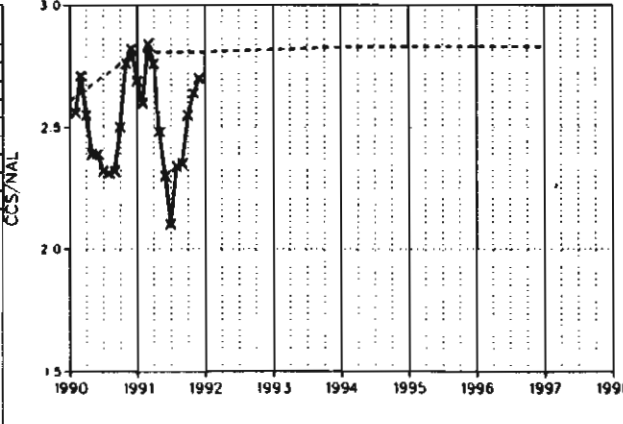
REASON FOR REISSUE:

DATE OF ISSUE: 01/17/92  
 EXCHANGE: ORLANDO  
 DATABASE: LIVE  
 EO TYPE: 5ES  
 NXX: 380 381 382 384 386F 823

BUILDING: ORLDFLAP STATE: FL  
 LATA: ORLD/458  
 COMPANY: SBEL AREA: CEFL  
 DIVISION: SWOR DISTRICT ORLD  
 EXHAUST: \*\*/\*\*/\*\*  
 CONTACT: CBNORTON  
 NUMBER: HBTOWER  
 EO ENGINEER: JBSTANLEY

E. A. DATE: 09/05/87  
 DIR CLOSE: 07/24/91  
 DIR DELIVER: 11/04/91  
 NAL FCST: 06/15/91  
 CCS FCST: 08/15/91  
 ENTITY CUT: 09/05/87  
 ENTITY TERM: 12/31/99  
 LATEST NAL: 20900  
 SWITCH HOST  
 ENTITY: CHART:  
 ORLDFLAPDSO 24.2

YEAR	1990	1991	1992	1993	1994	1995	1996	1997	1998
NAL	9502 (A)	15082 (A)	20994 (A)	64655 (F)	68475 (F)	72637 (F)	77052 (F)	81661 (F)	
LINES	9502	15082	20994	64655	68475	72637	77052	81661	
CCS/NAL	2.61	2.81	2.81	2.82	2.83	2.83	2.83	2.83	
CCS STATUS	A	A							
NAL/LN RATIO	1.00000	1.00000	1.00000	1.00000	1.00000	1.00000	1.00000	1.00000	
SVC.	1990	1991	1992	JOBNUM RDYSD REQSD SHIP					
DTS				P3A5664 01/20/91 01/20/91 08/1/90					
				P3B1408 08/18/91 08/18/91 07/13/91					
				P3A7064 12/05/92 12/05/92 12/14/91					
				P3B2627 12/04/94 12/04/94 06/25/94					
				AP END 06/30/97 06/30/97 **/**/**					
IML									
%IFFM									



REPORT: PART B

PAGE: 1 OF 1

BUILDING: ORLO-AZALEA PARK ENTITY: ORLOFLAPOS

ENT CUT: 09/05/87

ENT TERM: 12/31/99

LSOF SYSTEM  
GRAPHIC PART B VERSION 1.00  
DATABASE: LIVE

DATE: 01/17/92

TIME: 20:39:02

CHART NO.: 24.2

EQ TYPE: SE5

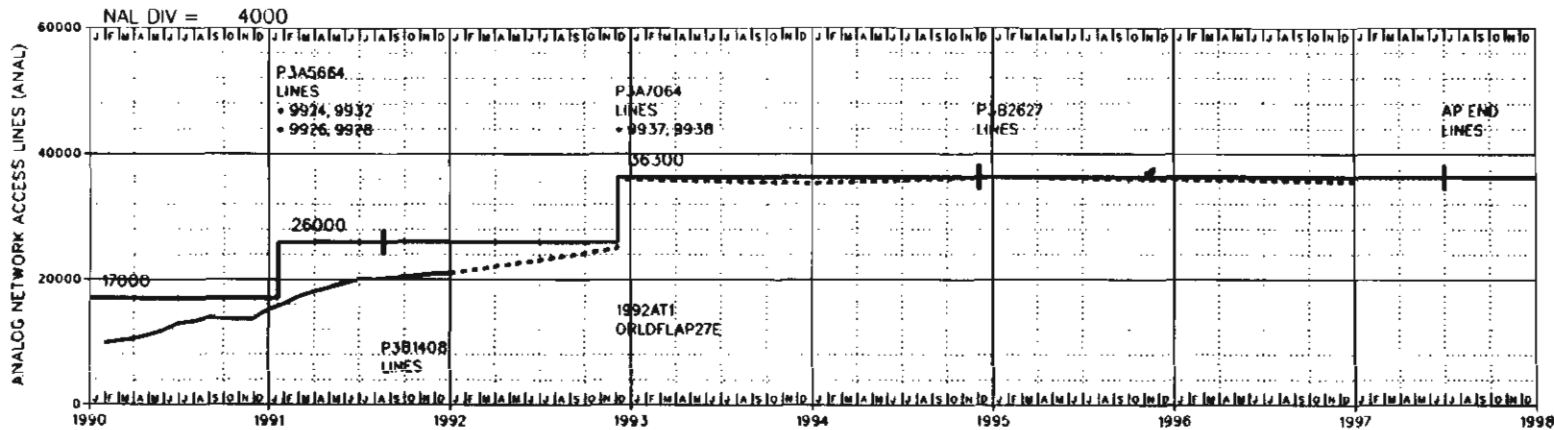
JOB/ADJ/AT	P3A5664	P381408	1992AT1	P3A7064	P382627	AP ENO
EVENT-NUM	EVT1	EVT1		EVT1	EVT1	EVT1
EVENT-DATE	01/20/91	08/18/91	12/05/92	12/05/92	12/04/94	06/30/97
ROYSD/TDATE	01/20/91	08/18/91	12/05/92	12/05/92	12/04/94	06/30/97
REOSO	01/20/91	08/18/91	12/05/92	12/05/92	12/04/94	06/30/97
CAP EXH.	##/##/##	##/##/##	##/##/##	##/##/##	##/##/##	##/##/##
SHIP DATE	08/11/90	07/13/91	##/##/##	12/14/91	06/25/94	##/##/##
JOB DESC.	GA	TRKS	ITRA	REPL	GA	##/##/##
NAL TRANS			39000			
TRANS ENT			ORLOFLAP27E			
LSEI	NTW	NTW				
NAL CAP SE	27500 55000	55000		63100 118100	16000 134100	134100
TC	27500 55000	55000		63100 118100	16000 134100	134100
LNS	9000 26000	26000		46600 72600	9100 81700	81700
NOS	8500 34000	34000		68000 102000	102000	102000
ML	9000 26000	26000		46600 72600	9100 81700	81700
CNTRX CAP		1225		4000 5225	5225	5225
INST. NOS	10000 40000	40000		80000 120000	120000	120000
UAV ASSGN		0			0	0
%FNOS	85.00	85.00		85.00	85.00	85.00
INST. LNS	11264 32768	32768		63488 96256	13248 109504	109504
UAV ASSGN	169 492	492		288 780	780	780
%TOTAL FILL	80.50	80.50		76.05	75.16	75.09
LNCAP IN LNS	9000 26000	26000		46600 72600	9100 81700	81700
SIZING DATE	12/13/90	04/18/91		08/14/91	08/14/91	
NDO QUE	10/21/89	04/25/91		03/12/91	08/28/93	
TELCO DUE	02/20/90	05/06/91		05/25/91	12/25/93	
TURNOVER	02/17/91	08/18/91		08/16/92	12/04/94	
GENERIC SVC						
GENERIC	SE6.1	SE6.1		SE7.1	SE9	SE9
CONC RATIO	8:1	8:1		8:1	8:1	8:1
ENG LSF						
ENG CCS/NAL	2.63	2.63		2.65	2.67	2.67
DESIGN BS						
MRAJ	22.51	0.00		23.95	30.85	0.00
PROCESSOR	100000	100000		100000	100000	100000
CAP TRUNK	16 96	S 101		336 437	S6 493	493
OGTL TK UNIT	0			0	0	0
LLN/LT/SM/NM	4 15	15		31 46	3 49	49
LSR/LTS/=/	0 0	0		0 0	0 0	0
LSH/=/L 32	0 0	0		0 0	0 0	0
TSC/=/TSS/NP	32 120	120		251 371	29 400	400
TLN/=/L64	0 0	0		0 0	0 0	0
TOT FR/SHL	12	0		107	9	0
REUSE FR/SHL	0	0		0	0	0
GROSS ADDNS	1931	25		9700	0	0
EXT JOB DESC	GROWTH				GROWTH	
%CTDIP	11.00	11.00		11.00	11.00	11.00

JOB CAT. A

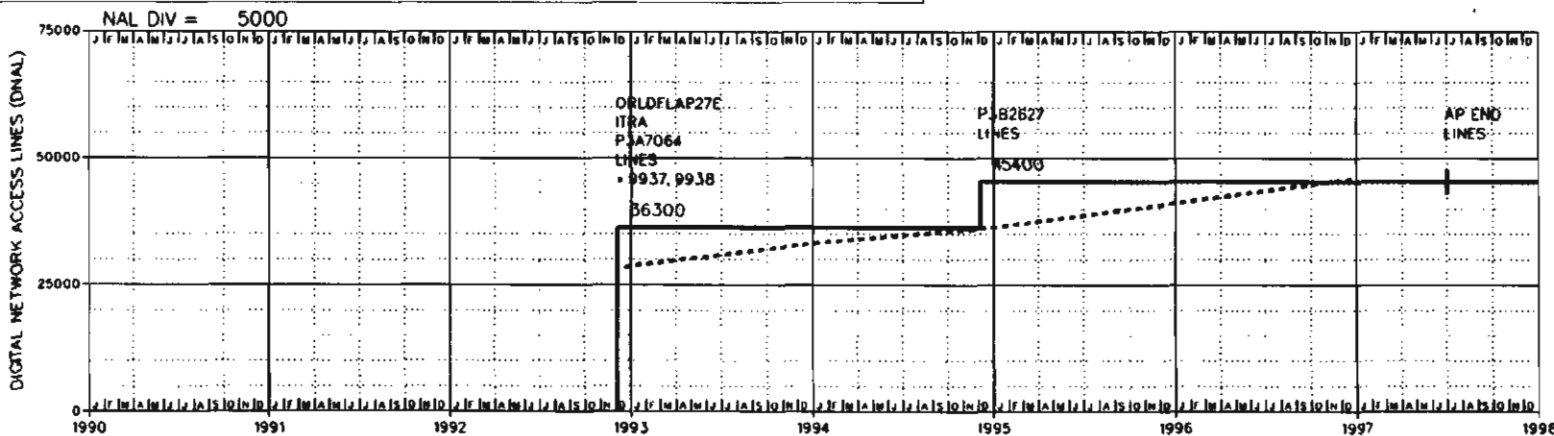
T

R

A



YEAR	1990	1991	1992	1993	1994	1995	1996	1997	1998
NAL	9502 (A)	15082 (A)	20994 (A)	35951 (F)	35302 (F)	36300 (F)	35884 (F)	35615 (F)	
ANAL LNS	9502	15082	20994	35951	35302	36300	35884	35615	
CCS/NAL	2.81	2.81	2.81	2.82	2.83	2.83	2.83	2.83	
ACCS ACTUAL	A	A							
NAL/LN RATIO	1.00000	1.00000	1.00000	1.00000	1.00000	1.00000	1.00000	1.00000	



YEAR	1990	1991	1992	1993	1994	1995	1996	1997	1998
NAL	0 (A)	0 (A)	0 (A)	28704 (F)	33173 (F)	36337 (F)	41168 (F)	46046 (F)	
DNAL	0.00	0.00	0.00	28704	33173	36337	41168	46046	
DCCS/NAL				2.82	2.83	2.83	2.83	2.83	
DCCS ACTUAL	A								
SLC SYS	0	0	0	436	502	521	595	662	
URBAN SYS	0	0	0						
NAL/LN RATIO				1.00000	1.00000	1.00000	1.00000	1.00000	

NOTES:  
 9924 TOUCHSTAR PHASE II  
 9926 CCS ACCESS CAPABILITY  
 9928 ONA REQUIREMENTS  
 9932 100% ANA RECORDING  
 9937 CARRIER IDENT. CODE (CIC) EXPAN. (FG B)  
 9938 ISDN PRIMARY RATE INTERFACE (PRI)  
 3004 NPA 407 EFFECTIVE 04/16/88  
 3571 TCBH CCS DATA STARTING 1988

REASON FOR REISSUE:

DATE OF ISSUE: 01/17/92  
 EXCHANGE: ORLANDO  
 DATABASE: LIVE  
 EO TYPE: SES

ANALOG

BUILDING ORLD-AZALEA PA  
 SWITCH HOST  
 FCST DATE 06/15/91  
 LATEST ANAL 20900  
 CONTACT CBNORTON  
 CONTACT NO. HBTOWER  
 EQUIP ENGR JBSTANLEY

DIGITAL  
 DLFCST DATE 07/15/91

LATEST DNAL 0  
 LATEST SLC -9998998  
 LATEST URBAN -9998998  
 LATEST D112 -9998998

ENTITY: ORLDFLAPDSO  
 CHART: 24.2

REPORT: PARTB

PAGE: 1 OF 1

BUILDING: ORLD-AZALEA PARK ENTITY: ORLDFLAPDPO  
ENT CUT: 09/05/87 ENT TERM: 12/31/99

LSDP SYSTEM  
DIGITAL PART B VERSION 1.00  
DATABASE: LIVE

DATE: 01/17/92  
TIME: 20:39:02  
CHART NO.: 24.2  
EQ TYPE: SES

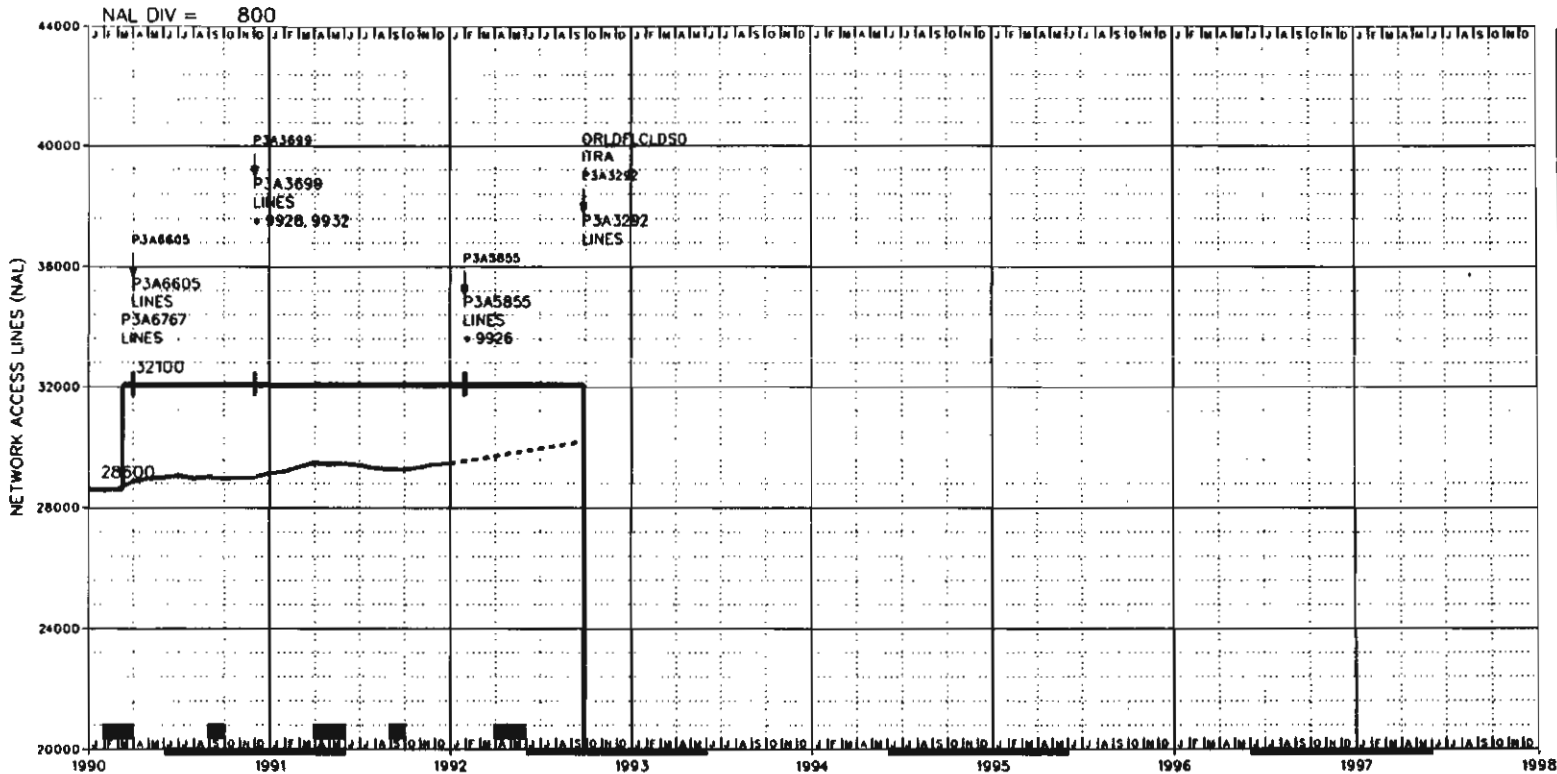
JOB/ADJ/AT	P3A5664	P3B1408	1992ATI	P3A7064	P382627	AP END
EVENT-NUM	EVT1	EVT1		EVT1	EVT1	EVT1
EVENT-DATE	01/20/91	08/18/91	12/05/92	12/05/92	12/04/94	06/30/97
ROYSO/TDATE	01/20/91	08/18/91	12/05/92	12/05/92	12/04/94	06/30/97
REQSD	01/20/91	08/18/91	###/###/###	12/05/92	12/04/94	06/30/97
CAP EXH.	##/###/###	##/###/###	##/###/###	##/###/###	##/###/###	##/###/###
SHIP DATE	08/11/90	07/13/91	12/14/91	12/14/91	06/25/94	##/###/###
JOB DESC.	GA	TRKS	ITRA	REPL	GA	##/###/###
TRANS ENT			ORLOFLAP27E			

ANALOG SECTION -----

NAL TRANS			11000				
NAL CAP TC	55000	55000		2100	57100	57100	57100
LNS	26000	26000		10300	36300	36300	36300
ML	26000	26000		10300	36300	36300	36300
LINE UNITS		64			89	89	89
INST. LNS	32768	32768		12800	45568	45568	45568
URV ASSGN	492	492		192	684	684	780
%FILL	80.50		80.50	80.90		80.90	80.90
ALNCAP LNS	26000	26000		10300	36300	36300	36300
RENG CCS NAL	2.63		2.63	2.65		2.67	2.67
ANLG DEF LNS							
ISDN CAP TC		293			293		293
ISDN CAP LNS		150			150		150
ISDN CAP ML		150			150		150
ISDN LN MOO		1			1		1
ISDN INS LNS		512			512		512
ISDN URV LNS							0
ISDN %FILL	51.19		51.19	51.19		51.19	51.19
ISDN ENG CCS	7.00		7.00	7.00		7.00	7.00

DIGITAL SECTION -----

NAL TRANS			28000				
NAL CAP TC	0	0		61000	61000	16000	77000
LNS	0	0		36300	36300	9100	45400
ML	0	0		36300	36300	9100	45400
LINE UNITS	0	0			88		111
INST. LNS	0	0		50688	50688	13248	63936
URV ASSGN	0	0		96	96		96
%FILL				71.75		71.12	71.12
ALNCAP LNS	0	0		36300	36300	9100	45400
DENG CCS NAL	0.00		0.00	2.65		2.65	2.67
CAP SLC SYS	0	0		527	527	138	665
ENG SLC MO 1							
ENG SLC MO2							
DEF SLC SYS		0			0		0
CAP URBN SYS		0			0		0
DEF URBN SYS		0			0		0
CAP DMS112							
SLC DLU							
URBAN DLU							



NOTES:  
 9926 CCS ACCESS CAPABILITY  
 9928 ONA REQUIREMENTS  
 9932 100% AMA RECORDING  
 3004 NPA 407 EFFECTIVE  
 04/16/88

REASON FOR REISSUE:  
 3712 ORLDCL-2315 E CENTRAL  
 BLV

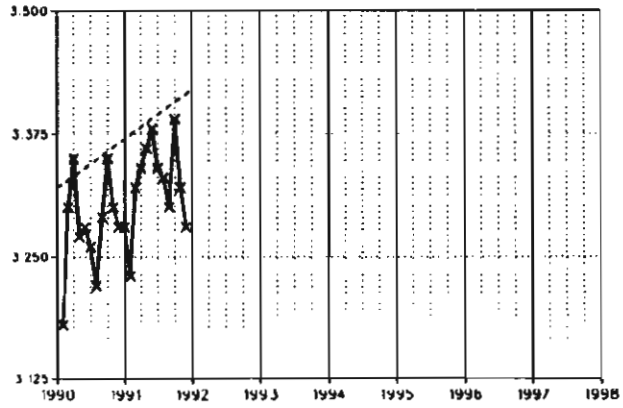
DATE OF ISSUE: 01/17/92  
 EXCHANGE: ORLANDO  
 DATABASE: LIVE  
 EQ TYPE: 1AES  
 NXX:  
 222S 228 247S 256S 376 579S  
 675 894 895 896 897 898

BUILDING: ORLDFCL STATE: FL  
 LATA: ORLD/458  
 COMPANY: SBEL AREA: CEFL  
 DIVISION: SWOR DISTRICT: ORLD  
 EXHAUST: \*\*/\*\*/\*\*  
 CONTACT: CBNORTON  
 NUMBER: MELEHMAN  
 EQ ENGINEER: BAHICKS

E. A. DATE: 05/06/85  
 DIR CLOSE: 07/24/91  
 DIR DELIVER: 11/04/91  
 NAL FCST: 06/15/91  
 CCS FCST: 08/15/91  
 ENTITY CUT: 12/05/91  
 ENTITY TERM: 09/26/92  
 LATEST NAL: 29433  
 SWITCH HOST: 29433

ENTITY: ORLDFCL89A CHART: 26.1

YEAR	1990	1991	1992	1993	1994	1995	1996	1997	1998
NAL	28505(A)	29128 (A)	29453 (A)						
LINES	28505	29128	29453						
CCS/NAL	3.32	3.37	3.42						
CCS STATUS	A	A							
NAL/LN RATIO	1.00000	1.00000	1.00000						
SVC	1990	1991	1992	JOBNUM	RDYSD	REQSD	SHIP		
DTS				PJA6767	03/11/90	11/19/89	01/01/90		
IML				PJA6805	04/01/90	04/01/90	02/17/90		
XIFFM				PJA3699	12/02/90	12/02/90	08/04/90		
				PJA5855	01/31/92	01/31/92	09/14/91		
				PJA3292	09/26/92	09/26/92	09/24/97		





REPORT: PART B  
 PAGE: 1 OF 1  
 BUILDING: ORLD-COLONIAL  
 ENT CUT: 12/05/71

ENTITY: ORLDFLCL89A  
 ENT TERM: 09/26/92

LSDF SYSTEM  
 GRAPHIC PART B VERSION 1.00  
 DATABASE: LIVE

DATE: 01/17/92  
 TIME: 20:39:02  
 CHART NO.: 26.1  
 EQ TYPE: IAES

JOB/AOJ/AT P3A6767  
 EVENT-NUM EVT1  
 EVENT-DATE 03/11/90  
 ROYSD/TOATE 03/11/90  
 REQSO 11/19/89  
 CAP EXH. ■■/■■/■■  
 SHIP DATE 01/01/90  
 JOB DESC. GA  
 NAL TRANS  
 TRANS ENT  
 LSE1  
 NAL CAP SE 3200 32500  
 TC 3200 32500  
 LNS 3500 32100  
 NOS 49500  
 ML 3500 32100  
 CNTRX CAP 500  
 INST. NOS 10000 110000  
 URY ASSGN 10000 50000  
 ZFNOS 85.00  
 INST. LNS 4096 36864  
 URY ASSGN 95 885  
 ZTOTAL FILL 89.30  
 LNCAP IN LNS 3500 32100  
 SIZING DATE 07/19/89  
 NOO OUE 08/05/89  
 TELCO OUE 08/26/89  
 TURNOVER 03/11/90  
 GENERIC SVC  
 GENERIC 1AE10  
 CONC RATIO 4:1  
 ENG LSF  
 ENG CCS/NAL 3.43  
 DESIGN BS  
 MRAJ 30.55  
 PROCESSOR 136500  
 CAP TRUNK 120  
 OGTL TK UNIT 0  
 LLN/LI/SM/NM 1 9  
 LSR/LTS/■/■ 0  
 LSH/■/■/L32 8 72  
 TSC/■/TSS/NP 32  
 TLN/■/■/L64 1024  
 TOT FRS/SHL 4  
 REUSE FR/SHL 4  
 GROSS ADONS 298  
 EXT JOB DESC GROWTH  
 ZCTOIP 7.70

P3A6605  
 EVT1  
 04/01/90  
 04/01/90  
 04/01/90  
 ■■/■■/■■  
 02/17/90  
 ICLIO  
 32500  
 32500  
 32100  
 49500  
 32100  
 500  
 110000  
 50000  
 85.00  
 36864  
 885  
 89.30  
 32100  
 06/19/89  
 07/03/89  
 09/16/89  
 04/01/90  
 1AE10  
 4:1  
 3.43  
 0.00  
 136500  
 120  
 9  
 0  
 72  
 32  
 1024  
 1  
 0  
 41  
 ICLIO  
 7.70

P3A3699  
 EVT1  
 12/02/90  
 12/02/90  
 12/02/90  
 ■■/■■/■■  
 08/04/90  
 DCT  
 LLIAO  
 32500  
 32500  
 32100  
 49500  
 32100  
 500  
 110000  
 50000  
 85.00  
 36864  
 885  
 89.30  
 32100  
 07/24/89  
 10/14/89  
 02/03/90  
 12/02/90  
 1AE10  
 4:1  
 3.43  
 51.02  
 136500  
 140  
 1  
 9  
 0  
 72  
 36  
 1024  
 1  
 1  
 156  
 GROWTH/AOD  
 7.70

P3A5855  
 EVT1  
 01/31/92  
 01/31/92  
 01/31/92  
 ■■/■■/■■  
 09/14/91  
 OCT  
 10000  
 120000  
 50000  
 85.00  
 36864  
 885  
 89.30  
 32100  
 03/08/90  
 01/05/91  
 03/13/91  
 01/31/92  
 1AE11  
 4:1  
 3.43  
 0.00  
 136500  
 160  
 1  
 9  
 0  
 72  
 36  
 1024  
 1  
 1  
 29  
 GROWTH/AOD  
 7.70

1992AT1  
 09/26/92  
 09/26/92  
 ■■/■■/■■  
 ■■/■■/■■  
 ■■/■■/■■  
 ITRA  
 -30200  
 ORLOFLCLOSO

P3A3292  
 EVT1  
 09/26/92  
 09/26/92  
 09/26/92  
 ■■/■■/■■  
 ■■/■■/■■  
 ■■/■■/■■  
 ITRA  
 01SP  
 SCP  
 -32500 0  
 -32500 0  
 -32100 0  
 -49500 0  
 -32100 0  
 -500 0  
 -120000 0  
 -50000 0  
 85.00  
 -36864 0  
 -885 0  
 -32100 0  
 02/20/90  
 07/18/92  
 08/14/92  
 09/26/92  
 1AE11  
 4:1  
 3.43  
 0.00  
 -136500 0  
 -160 0  
 0  
 0  
 -72 0  
 0  
 0  
 01SP

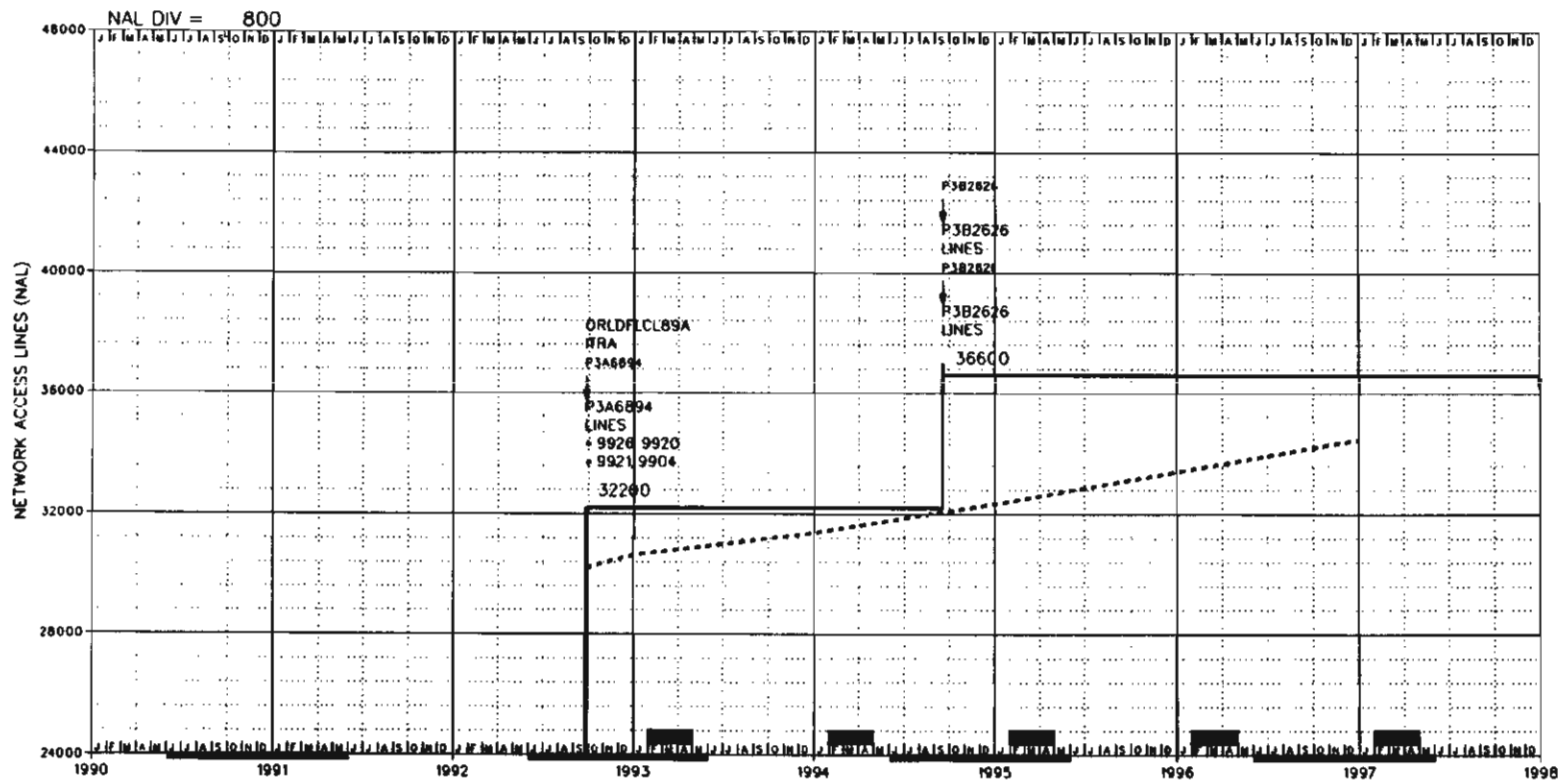
JOB CAT. A

M

T

T

0



NOTES:  
 9904 CCS7 TRUNK SIGNALING  
 9920 SSP/800 LOCATION  
 9921 RINGMASTER  
 9926 CCS ACCESS CAPABILITY

REASON FOR REISSUE:

DATE OF ISSUE: 01/17/92  
 EXCHANGE: ORLANDO  
 DATABASE: LIVE  
 EQ TYPE: 5ES  
 NXX:  
 222F 228F 247F 256F 376F 579F  
 675F 894F 895F 896F 897F 898F

BUILDING: ORLDFLCL STATE: FL  
 LATA: ORLD/458  
 COMPANY: SBEL AREA: CEFL  
 DIVISION: SWOR DISTRICT ORLD  
 EXHAUST: \*\*/\*\*/\*\*  
 CONTACT: CBNORTON  
 NUMBER: HBTOWER  
 EQ ENGINEER: JBSTANLEY

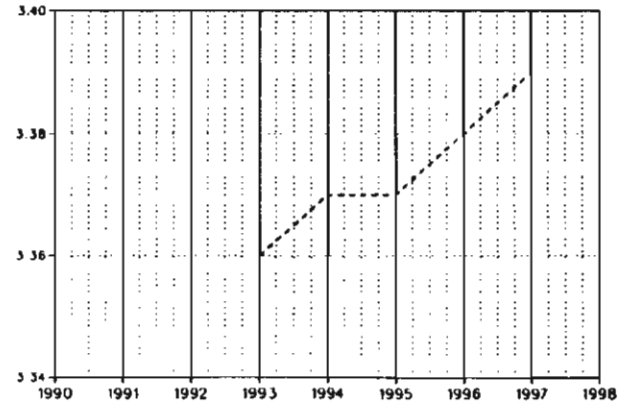
E. A. DATE: 11/22/92  
 DIR CLOSE: 07/24/91  
 DIR DELIVER: 11/04/91  
 NAL FCST: 06/15/91  
 CCS FCST: 08/15/91  
 ENTITY CUT: 09/26/92  
 ENTITY TERM: 12/31/90  
 LATEST NAL SWITCH HOST ENTITY:

ORLDFLCLDSO 26.2

YEAR	1990	1991	1992	1993	1994	1995	1996	1997	1998
NAL				30637(F)	31573(F)	32338(F)	33402(F)	34472(F)	
LINES				30637	31573	32338	33402	34472	
CCS/NAL				3.36	3.37	3.37	3.38	3.39	
CCS STATUS									
NAL/LN RATIO				1.00000	1.00000	1.00000	1.00000	1.00000	

SYC	1990	1991	1992	JOBNUM	ROYSD	REOSD	SHIP
OTS				PJA6894	09/26/92	09/26/92	02/01/92
				P382626	09/18/94	09/18/94	04/18/94
				P382626	09/18/94	09/18/94	04/18/94
IML				CL-END	03/26/98	03/26/98	**/**/**
%IFFM							



REPORT: PARTB  
 PAGE: 1 OF 1  
 BUILDING: ORLO-COLONIAL  
 ENT CUT: 09/26/92

ENTITY: ORLDFLCLOSO  
 ENT TERM: 12/31/10

LSDF SYSTEM  
 GRAPHIC PART B VERSION 1.00  
 DATABASE: LIVE

DATE: 01/17/92  
 TIME: 20:39:02  
 CHART NO.: 26.2  
 EQ TYPE: SES

JOB/ADJ/AT 1992AT1  
 EVENT-NUM  
 EVENT-DATE 09/26/92  
 RDYSO/TDATE 09/26/92  
 REOSO  
 CAP EXH.  
 SHIP DATE  
 JOB DESC. ITRA  
 NAL TRANS 30200  
 TRANS ENT ORLOFLCL89A

P3A6B94  
 EVT1  
 09/26/92  
 09/26/92  
 09/26/92  
 02/01/92  
 REPL

P3B2626  
 EVT2  
 09/18/94  
 09/18/94  
 09/18/94  
 04/16/94  
 GA

P3B2626  
 EVT1  
 09/18/94  
 09/18/94  
 09/18/94  
 04/16/94  
 TK

CL-END  
 EVT1  
 03/26/98  
 03/26/98  
 03/26/98  
 ENO JOB

LSE1  
 NAL CAP SE  
 TC  
 LNS  
 NOS  
 HL  
 CNTRX CAP  
 INST. NOS  
 UAY ASSGN  
 %FNOS  
 INST. LNS  
 UAY ASSGN  
 %TOTAL FILL  
 LNCAPI IN LNS  
 SIZING DATE  
 NDD DUE  
 TELCO DUE  
 TURNOVER  
 GENERIC SVC  
 GENERIC  
 CONC RATIO  
 ENG LSF  
 ENG CCS/NAL  
 DESIGN BS  
 MRAJ  
 PROCESSOR  
 CAP TRUNK  
 OGTL TK UNIT  
 LLN/LT/SM/NM  
 LSR/LTS/#/#  
 LSH/#/#/L32  
 TSC/#/TSS/NP  
 TLM/#/#/L64  
 TOT FR/SHL  
 REUSE FR/SHL  
 GROSS ROOMS  
 EXT JOB DESC  
 %CTOIP

NET  
 37600 37600  
 37600 37600  
 32200 32200  
 100500 100500  
 32200 32200  
 500 500  
 120000 120000  
 1764 1764  
 85.00  
 38336 38336  
 611 611  
 85.13  
 32200 32200  
 08/27/91  
 05/18/91  
 08/12/91  
 06/14/92  
 SE7.1  
 8:1  
 3.37  
 23.72  
 122800  
 520 520  
 9  
 36 36  
 0  
 0  
 0  
 288 288  
 0  
 121  
 0  
 5405  
 NE  
 7.70

NET  
 2000 39600  
 2000 39600  
 4400 36600  
 4400 100500  
 36600  
 500  
 120000  
 1764  
 85.00  
 8064 46400  
 611  
 79.95  
 4400 36600  
 08/27/91  
 06/19/93  
 10/16/93  
 09/18/94  
 SE9  
 8:1  
 3.39  
 42.22  
 50 122800  
 570  
 6  
 42  
 0  
 0  
 48 336  
 0  
 12  
 0  
 0  
 7.70

NET  
 39600  
 39600  
 36600  
 100500  
 36600  
 500  
 120000  
 1764  
 85.00  
 46400  
 611  
 79.95  
 36600  
 08/27/91  
 06/19/93  
 10/16/93  
 09/18/94  
 SE9  
 8:1  
 3.39  
 42.22  
 50 122800  
 620  
 42  
 0  
 0  
 336  
 0  
 0  
 0  
 7.70

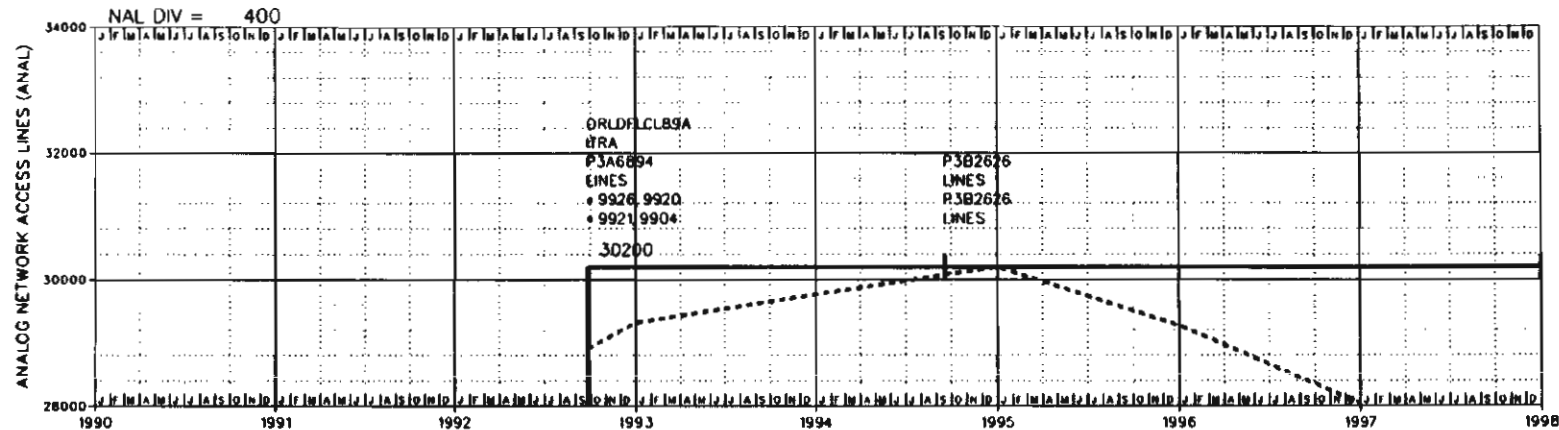
39600  
 39600  
 36600  
 100500  
 36600  
 500  
 120000  
 1764  
 85.00  
 46400  
 611  
 79.95  
 36600  
 8:1  
 0.00  
 122800  
 0.00  
 0.00  
 0.00  
 0.00  
 0.00  
 0.00  
 0.00

JOB CAT.

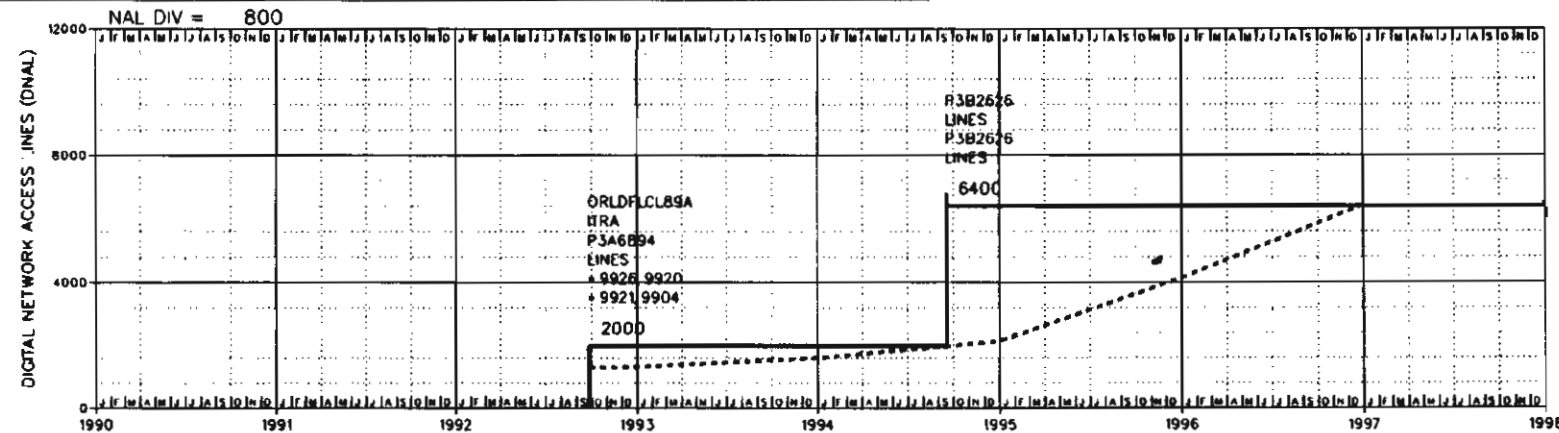
I

A

A



YEAR	1990	1991	1992	1993	1994	1995	1996	1997	1998
NAL				29314 (F)	29262 (F)	30200 (F)	29268 (F)	28038 (F)	
ANLG LNS				29314	29262	30200	29268	28038	
CCS/NAL				3.36	3.37	3.37	3.38	3.39	
ACCS ACTUAL									
NAL/LN RATIO				1.00000	1.00000	1.00000	1.00000	1.00000	



YEAR	1990	1991	1992	1993	1994	1995	1996	1997	1998
NAL				1323 (F)	1611 (F)	2138 (F)	4134 (F)	6434 (F)	
DNAL CCS/NAL				3.36	3.37	3.37	3.38	3.39	
DCCS ACTUAL									
SLC SYS				26	33	41	88	121	
URBAN SYS									
NAL/LN RATIO				1.00000	1.00000	1.00000	1.00000	1.00300	

NOTES:  
 9904 CCS7 TRUNK SIGNALING  
 9920 SSP/800 LOCATION  
 9921 RINGMASTER  
 9926 CCS ACCESS CAPABILITY

REASON FOR REISSUE:

DATE OF ISSUE: 01/17/92  
 EXCHANGE: ORLANDO  
 DATABASE: LIVE  
 EQ TYPE: 5ES

ANALOG

BUILDING ORLD-COLONIAL  
 SWITCH HOST

FCST DATE 06/15/91  
 LATEST ANAL -9998998  
 CONTACT CBNORTON  
 CONTACT NO. HBTOWER  
 EQUIP ENGR JBSTANLEY

DIGITAL  
 DLFCST DATE 08/15/91

LATEST DNAL -9998998  
 LATEST SLC -9998998  
 LATEST URBN -9998998  
 LATEST D112 -9998998

ENTITY: ORLDFCLDSO  
 CHART: 26.2

REPORT: PARTB  
 PAGE: 1 OF 1  
 BUILDING: ORLD-COLONIAL  
 ENT CUT: 09/26/92

ENTITY: ORLDFLCLD50  
 ENT TERM: 12/31/10

LSDF SYSTEM  
 DIGITAL PART B VERSION 1.00  
 DATABASE: LIVE

DATE: 01/17/92  
 TIME: 20:39:02  
 CHART NO.: 26-2  
 EQ TYPE: SES

JOB/ROJ/AT 1992AT1  
 EVENT-NUM  
 EVENT-DATE 09/26/92  
 ROYSO/TOATE 09/26/92  
 REQSD  
 CAP EXH.  
 SHIP DATE  
 JOB OESC.  
 TRANS ENT ORLDFLCL89A

P3A6894  
 EVT1  
 09/26/92  
 09/26/92  
 09/26/92  
 02/01/92  
 REPL

P382626  
 EVT2  
 09/18/94  
 09/18/94  
 09/18/94  
 04/16/94  
 GR

P382626  
 EVT1  
 09/18/94  
 09/18/94  
 09/18/94  
 04/16/94  
 TK

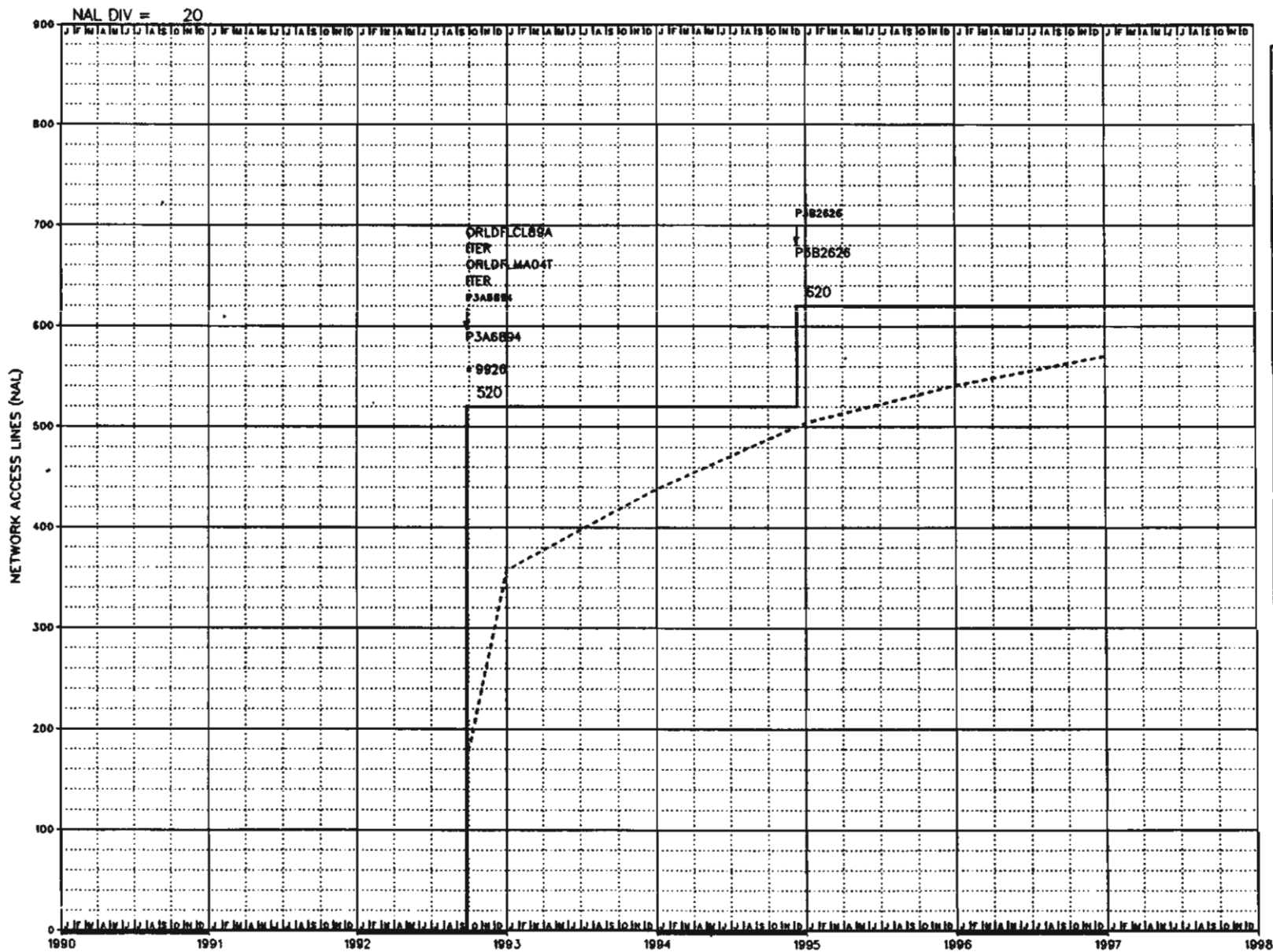
CL-END  
 EVT1  
 03/26/98  
 03/26/98  
 03/26/98  
 END JOB

ANALOG SECTION -----

NAL TRANS	28900						
NAL CAP TC		34100	34100		34100		34100
LNS		30200	30200		30200		30200
ML		30200	30200		30200		30200
LINE UNITS		67	67		67		67
INST. LNS		34304	34304		34304		34304
URV ASSGN		515	515		515		515
%FILL		89.30		89.30		89.30	
ALNCAP LNS		30200	30200		30200		30200
RENG CCS NAL		3.37		3.39		3.39	
ANLG DEF LNS			0		0		0
ISDN CAP TC		384	384		384		384
ISDN CAP LNS		350	350		350		350
ISDN CAP ML		350	350		350		350
ISDN LN MDD		1	1		1		1
ISDN INS LNS		350	350		350		350
ISDN URV LNS							
ISON %FILL		68.35		68.35		68.35	
ISON ENG CCS		6.00		6.00		6.00	

DIGITAL SECTION -----

NAL TRANS	1300						
NAL CAP TC		3500	3500	2000	5500		5500
LNS		2000	2000	4400	6400		6400
ML		2000	2000	4400	6400		6400
LINE UNITS		7	7		21		21
INST. LNS		4032	4032	8064	12096		12096
URV ASSGN		96	96		96		96
%FILL		49.31		53.62		53.62	
DLNCAP LNS		2000	2000	4400	6400		6400
DENG CCS NAL		3.37		3.39		3.39	
CAP SLC SYS		41	41	84	125		125
ENG SLC MO 1							
ENG SLC MD2							
DEF SLC SYS							
CAP URBN SYS							
DEF URBN SYS							
CAP OMS112							
SLC OLU							
URBAN OLU							



NOTES:  
 9926 CCS ACCESS CAPABILITY  
 9920 SSP/BOD LOCATION  
 3305 THIS CHART FOR DIGITAL SYSTEMS ONLY.

REASON FOR REISSUE:

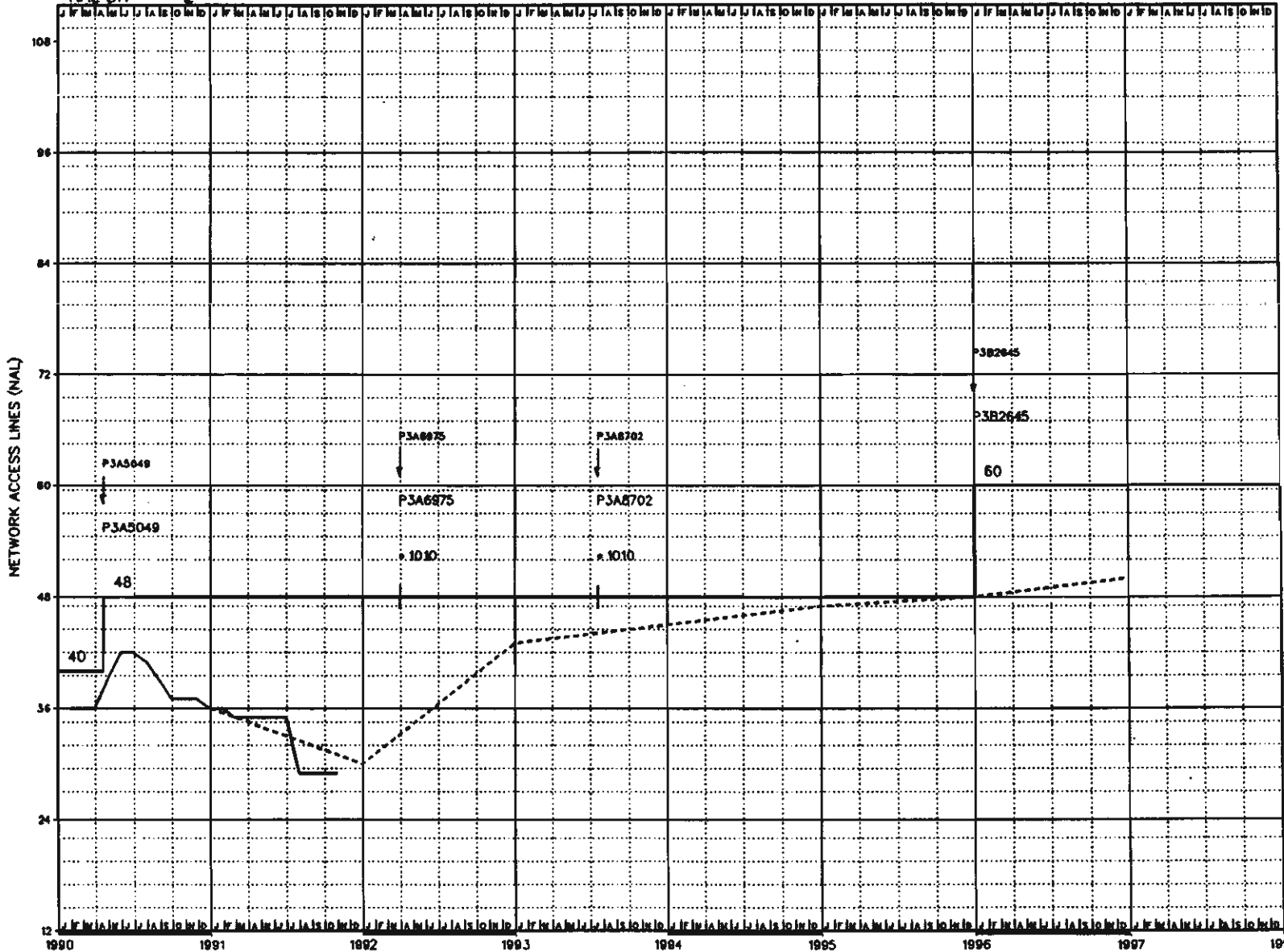
DATE OF ISSUE: 01/17/92  
 EXCHANGE: ORLANDO  
 DATABASE: LIVE  
 EQ TYPE: 5ES  
 NXX:

BUILDING: ORLDFLCL STATE: FL  
 LATA: ORLD/458  
 COMPANY: SBEL AREA: CEFL  
 DIVISION: SWOR DISTRICT: ORLD  
 EXHAUST: \*\*/\*\*/  
 CONTACT: CBNORTON  
 NUMBER: HBTOWER  
 EQ ENGINEER: JBSTANLEY

E. A. DATE: \*\*/\*\*/  
 DIR CLOSE: \*\*/\*\*/  
 DIR DELIVER: \*\*/\*\*/  
 NAL FCST: 02/04/91  
 CCS FCST: \*\*/\*\*/  
 ENTITY CUT: 09/26/92  
 ENTITY TERM: 01/01/99  
 LATEST NAL  
 SWITCH HOST  
 ENTITY:

CHART:  
 ORLDFLCLO1T 26.3

NAL DIV = 2



NOTES:  
1010 GENERIC RETROFIT

REASON FOR REISSUE:

DATE OF ISSUE: 01/17/92  
EXCHANGE: ORLANDO  
DATABASE: LIVE  
EQ TYPE: STP  
NXX:

BUILDING: ORLDFLCL STATE: FL  
LATA: ORLD/458  
COMPANY: SBEL AREA: CEFL  
DIVISION: SWOR DISTRICT: ORLD  
EXHAUST: \*\*/\*\*/\*\*  
CONTACT: CBNORTON  
NUMBER: SADAVIS  
EQ ENGINEER HTGLOVER

E. A. DATE \*\*/\*\*/\*\*  
DIR CLOSE \*\*/\*\*/\*\*  
DIR DELIVER \*\*/\*\*/\*\*  
NAL FCST 02/04/91  
CCS FCST \*\*/\*\*/\*\*  
ENTITY CUT 10/21/88  
ENTITY TERM 01/01/99  
LATEST NAL 29

SWITCH HOST ENTITY: ORLDFLCL21W CHART: 26.4





REPORT: PARTB  
 PAGE: 1 OF 2  
 BUILDING: ORLO-MAGNOLIA  
 ENT CUT: 01/04/76

ENTITY: ORLOFLMA42E  
 ENT TERM: 11/14/93

LSOF SYSTEM  
 GRAPHIC PART B VERSION 1.00  
 DATABASE: LIVE

DATE: 01/17/92  
 TIME: 20:39:02  
 CHART NO.: 27.1  
 EQ TYPE: IAES

JOB/ROJ/AT	1989A0J1	P3A6603	1991ADJ1	P3A6989	P3A6141	1992A0J1
EVENT-NUM	EVT1	EVT1	EVT1	EVT1	EVT1	EVT1
EVENT-DATE	12/31/89	03/25/90	01/01/91	02/15/91	05/01/91	01/01/92
ROYSO/TOATE	12/31/89	03/25/90	01/01/91	02/15/91	05/01/91	01/01/92
REQSO	##/##/##	03/25/90	##/##/##	02/15/91	05/01/91	##/##/##
CAP EXH.	##/##/##	##/##/##	##/##/##	##/##/##	##/##/##	##/##/##
SHIP DATE	##/##/##	02/10/89	##/##/##	06/23/90	02/23/91	##/##/##
JOB DESC.	ENG OBJ	ICL10	ENG OBJ	RACF	GEN	ENG OBJ
NAL TRANS						
TRANS ENT						
LSEI	TLNCCS		TLNCCS	TLNCCS	TLNCCS	TLNCCS
NAL CAP SE	-1000 40000	40000	-1500 38500	38500	38500	-1500 37000
TC	-1000 40000	40000	-1500 38500	38500	38500	-1500 37000
LNS	45100	45100	45100	45100	45100	45100
NOS	60900	60900	60900	60900	60900	60900
HL	-1000 40000	40000	-1500 38500	38500	38500	-1500 37000
CNTRX CAP	10000	10000	10000	10000	10000	10000
INST. NOS	130000	130000	130000	130000	130000	130000
UAV ASSGN	58353	58353	58353	58353	58353	58353
ZFNOS	85.00	85.00	85.00	85.00	85.00	85.00
INST. LNS	50176	50176	50176	50176	50176	50176
UAV ASSGN	1355	1355	1355	1355	1355	1355
ZTOTAL FILL	92.40	92.40	92.40	92.40	92.40	92.40
LNCAP IN LNS				45100		45100
SIZING DATE		06/19/89		08/21/89	11/08/90	
NOD DUE		07/13/89		10/28/89	11/12/90	
TELCO DUE		07/29/89		12/22/89	11/27/90	
TURNOVER		03/25/90		02/15/91	05/01/91	
GENERIC SVC						
GENERIC	IAE10	IAE10	IAE10	IAE10	IAE11	IAE11
CONC RATIO	3:1	3:1	3:1	3:1	3:1	3:1
ENG LSF						
ENG CCS/NAL	4.92	4.92	4.92	4.92	4.92	4.92
DESIGN BS						
HRAJ	0.00	0.00	0.00	0.00	0.00	0.00
PROCESSOR	52200	52200	52200	52200	52200	52200
CAP TRUNK	260	260	260	260	260	260
OGTL TK UNIT	0	0	0	0	0	0
LLN/LI/SH/NM	17	17	17	17	17	17
LSR/LTS/##	0	0	0	0	0	0
LSH/##/L32	98	98	98	98	98	98
TSC/##/TSS/NP	88	88	88	88	88	88
TLN/##/L64	2048	2048	2048	2048	2048	2048
TDI FRS/SHL	0	1	0	0	0	0
REUSE FR/SHL	0	0	0	0	0	0
GROSS ROOMS	0	119	0	86	32	0
EXT JOB DESC		ICL10		RACF		
ZCTOIP	4.60	4.60	4.60	4.60	4.60	4.60
JOB CAT.		M		M	G	

REPORT: PARTB  
PAGE: 2 OF 2  
BUILDING: ORLO-MAGNOLIA  
ENT CUT: 01/04/76

ENTITY: ORLOFLMA42E  
ENT TERM: 11/14/93

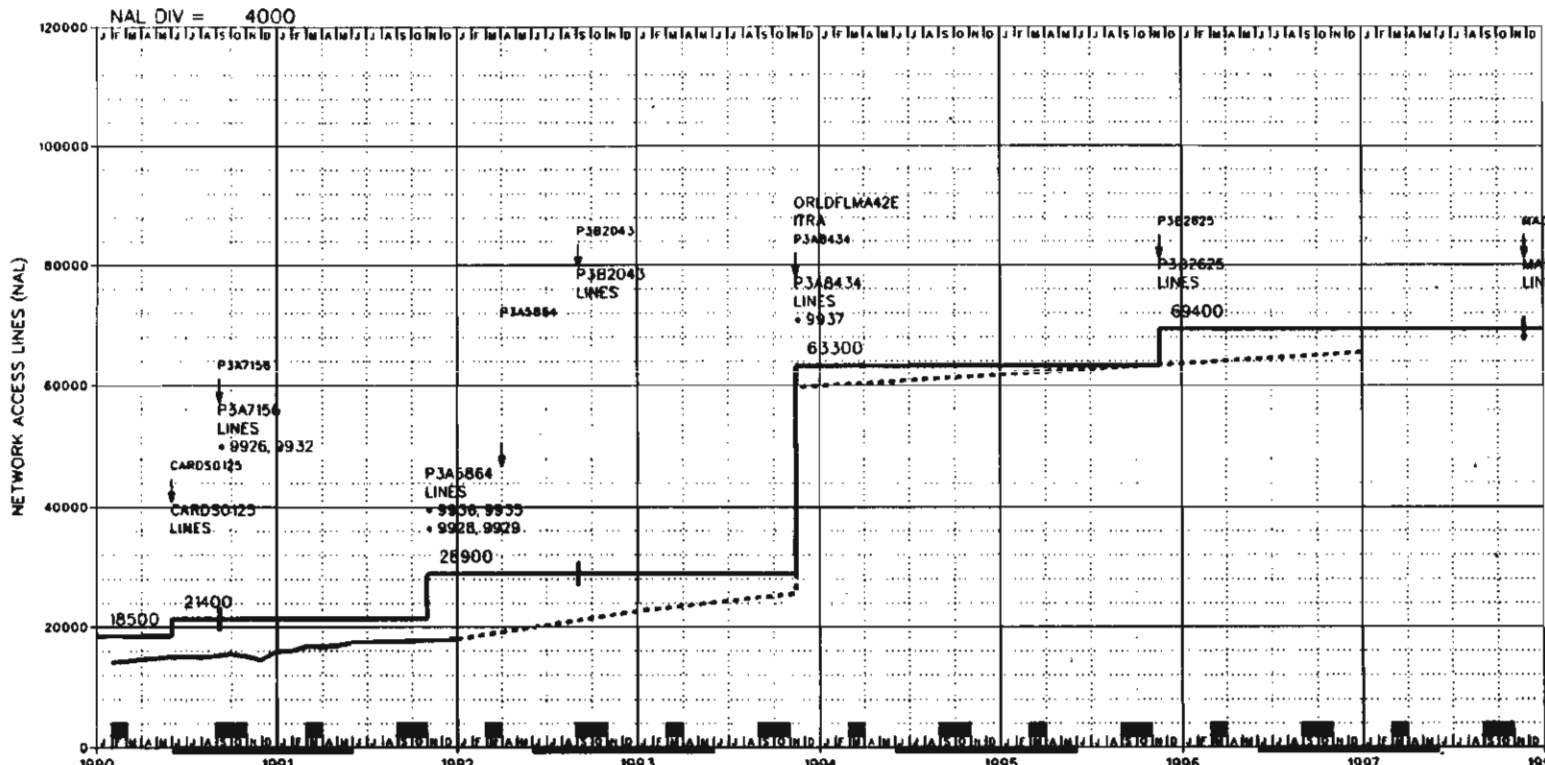
LSDP SYSTEM  
GRAPHIC PART B VERSION 1.00  
DATABASE: LIVE

DATE: 01/17/92  
TIME: 20:39:02  
CHART NO.: 27.1  
EQ TYPE: IAES

JOB/AOJ/AT	P3B2420	1993ADJ1	1993ATI	P3A32B4
EVENT-NUM	EVT1	EVT1		EVT1
EVENT-DATE	06/07/92	01/01/93	11/14/93	11/14/93
ROYSD/TDATE	06/07/92	01/01/93	11/14/93	11/14/93
REQSO	06/07/92	##/##/##	##/##/##	11/14/93
CAP EXH.	##/##/##	##/##/##	##/##/##	##/##/##
SHIP DATE	04/25/92	##/##/##	##/##/##	11/01/93
JOB DESC.	ACR	ENG OBJ	ITRA	OISP
NAL TRANS			-34100	
TRANS ENT			ORLDFLMADSI	
LSEI	TLNCCS	TLNCCS		
NAL CAP SE	37000	-1500	35500	-35500 0
TC	37000	-1500	35500	
LNS	45100		45100	
NOS	60900		60900	-60900 0
ML	37000	-1500	35500	-35500 0
CNTRX CAP	10000		10000	-10000 0
INST. NOS	130000		130000	-130000 0
UAV ASSGN	58353		58353	-58353 0
%FNOS	85.00	85.00		
INST. LNS	50176		50176	
UAV ASSGN	1355		1355	
%TOTAL FILL	92.40	92.40		
LNCAP IN LNS	45100			
SIZING DATE	09/20/91			
NOO DUE	01/25/92			04/13/93
TELCO DUE	03/21/92			08/03/93
TUPNOVER	06/07/92			11/14/93
GENERIC SVC				
GENERIC	1AE11	1AE11		
CONC RATIO	3:1	3:1		
ENG LSF				
ENG CCS/NAL	4.92	4.92		
DESIGN BS				
MRAJ	0.00	0.00		0.00
PROCESSOR	52200		52200	-52200 0
CAP TRUNK	260		260	-260 0
OCTL TK UNIT		0		0
LLN/LT/SM/NM	17		17	-17 0
LSR/LTS/=/	0		0	0 0
LSH/=/L32	98		98	-98 0 0
TSC/=/TSS/NP	88		88	-88 0
TLN/=/L64	2048		2048	
TOT FR/SHL	0	0		0
REUSE FR/SHL	0	0		0
GROSS ADDNS	0	0		0
EXT JOB DESC	ACR			
%CTOIP	4.60	4.60		4.60

JOB CAT. M

0



NOTES:  
 9926 CCS ACCESS CAPABILITY  
 9928 ONA REQUIREMENTS  
 9929 TOUCHSTAR PHASE I & II  
 9932 100% AMA RECORDING  
 9935 1+ COIN EQUAL ACCESS  
 9936 ENHANCED NETWORK (ENETS)  
 9937 CARRIER IDENT. CODE (CIC) EXPAN. (FG B)

REASON FOR REISSUE:

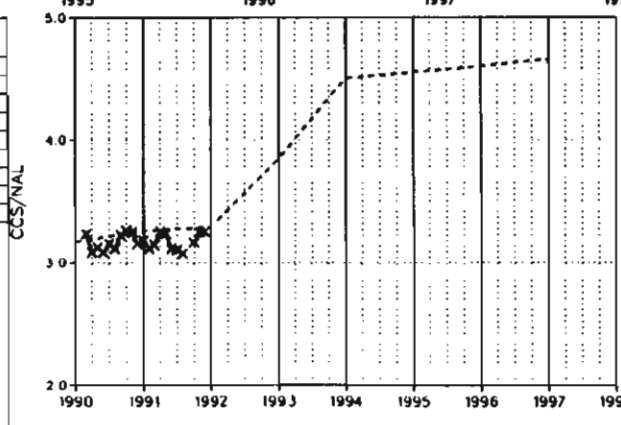
DATE OF ISSUE: 01/17/92  
 EXCHANGE: ORLANDO  
 DATABASE: LIVE  
 EQ TYPE: D100  
 NXX:  
 246 325S 372S 426A 441S 648  
 649 65IS 836 839 872 899S

BUILDING: ORLDFLMA STATE: FL  
 LATA: ORLD/458  
 COMPANY: SBEL AREA: CEFL  
 DIVISION: SWOR DISTRICT: ORLD  
 EXHAUST: \*\*/\*\*/  
 CONTACT: CBNORTON  
 NUMBER: SADAVIS  
 EQ ENGINEER: C LEROY

E. A. DATE: 08/29/87  
 DIR CLOSE: 07/24/91  
 DIR DELIVER: 11/04/91  
 NAL FCST: 06/15/91  
 CCS FCST: 08/15/91  
 ENTITY CUT: 08/29/87  
 ENTITY TERM: 01/01/05  
 LATEST NAL: 17896  
 SWITCH HOST:  
 ENTITY:

CHART:  
 ORLDFLMADS1 27.2

YEAR	1990	1991	1992	1993	1994	1995	1996	1997	1998
NAL	13847 (A)	16023 (A)	17961 (A)	22681 (F)	59931 (F)	61803 (F)	63634 (F)	65498 (F)	
LINES	13847	16023	17961	22681	59931	61803	63634	65498	
CCS/NAL	3.17	3.26	3.29	3.85	4.50	4.55	4.60	4.66	
CCS STATUS	A	A							
NAL/LN RATIO	1.00000	1.00000	1.00000	1.00000	1.00000	1.00000	1.00000	1.00000	
SVC	1990	1991	1992	JOBNUM RDYSD REOSO SHIP					
DTS	ccccc	ccccc	ccccc	CARDS0125 06/01/90 06/01/90 06/01/90					
IML	ccccc	ccccc	ccccc	P3A7158 09/07/90 09/07/90 06/08/90					
%IFM	ccccc	ccccc	ccccc	P3A5864 11/01/91 04/01/92 02/22/91					
				P3B2043 09/04/92 09/04/92 06/05/92					
				P3A8434 11/14/93 11/14/93 01/23/93					
				P3B2825 11/16/95 11/16/95 05/16/95					
				WADSIEND 11/24/97 11/24/97 **/**/**					



REPORT: PART8  
 PAGE: 1 OF 2  
 BUILDING: ORLO-MAGNOLIA  
 ENT CUT: 08/29/87

ENTITY: ORLOFLMA051  
 ENT TERM: 01/01/05

LSDP SYSTEM  
 GRAPHIC PART B VERSION 1.00  
 DATABASE: LIVE

DATE: 01/17/92  
 TIME: 20:39:02  
 CHART NO.: 27.2  
 EQ TYPE: 0100

JOB/ADJ/AT	CAR050125	P3A7156	P3A5064	P3B2043	1993AT1	P3A8434
EVENT-DATE	06/01/90	09/07/90	11/01/91	09/04/92	11/14/93	11/14/93
ROYSO/TOATE	06/01/90	09/07/90	11/01/91	09/04/92	11/14/93	11/14/93
REQSO	06/01/90	09/07/90	04/01/92	09/04/92	11/14/93	11/14/93
CAP EXH.	##/##/##	##/##/##	##/##/##	##/##/##	##/##/##	##/##/##
SHIP DATE	06/01/90	06/08/90	02/22/91	06/05/92	##/##/##	01/23/93
JOB OESC.	CAROS	GEN	GA	GEN	ITRA	REPL
NAL TRANS					34100	
TRANS ENT					ORLOFLMA42E	
LSEI	NTW	NTW	NTW	NTW	NTW	NTW
NAL CAP SE	42600	42600	-2600 40000	40000	40000	48700 88700
TC	42600	42600	-2600 40000	40000	40000	48700 88700
LNS	2900 21400	8500 21400	7500 28900	28900	28900	34400 63300
NOS	42500	51000	51000	51000	51000	60900 111900
ML	2900 21400	21400	7500 28900	28900	28900	34400 63300
CNTRX CAP	5500 11000	11000	11000	11000	11000	11000
INST. NOS	50000	10000 60000	60000	60000	60000	130000 190000
UAV ASSGN	0	0	0	0	0	58353 58353
%FNOS	85.00	85.00	85.00	85.00	85.00	85.00
INST. LNS	23680	23680	8960 32640	32640	32640	40064 72704
UAV ASSGN	-3200 350	350	140 490	490	490	604 1094
%TOTAL FILL	91.90	91.90	89.90	89.90	89.90	88.36
LNCAP IN LNS	2900 21400	21400	7500 28900	28900	28900	34400 63300
SIZING DATE	04/16/90	02/24/89	06/04/90	07/16/90	07/16/90	03/01/91
NDO DUE		10/28/89	04/27/90	01/04/92	01/04/92	05/23/92
TELCO DUE		02/23/90	11/02/90	03/06/92	03/06/92	09/19/92
TURNOVER	06/01/90	09/07/90	11/01/91	09/04/92	09/04/92	06/27/93
GENERIC SVC				07/03/92	07/03/92	
GENERIC	8CS-28	8CS-30	8CS-32	BCS-34	BCS-34	BCS-36
CONC RATIO	4	4	4	4	4	4
ENG LSF						
ENG CCS/NAL	4.00	4.00	4.60	4.60	4.60	4.64
DESIGN BS						
MRAJ	22.01	0.00	24.44	0.00	0.00	24.12
PROCESSOR		60900	60900	60900	60900	31900 92800
CAP TRUNK	340	340	160 500	500	500	400 900
OGTL TK UNIT 0		0	0	0	0	0
LLN/LI/SM/NM	8	8	-7 1	1	1	1
LSR/LTS/##	37	37	14 51	51	51	53 104
LSH/##/L32	0	0	0	0	0	0
TSC/##/TSS/NP	512	512	-492 20	20	20	10 30
ILN/##/L64	370	370	140 510	510	510	530 1040
TOT FR/SHL	0	1	16	0	0	88
REUSE FR/SHL	0	0	0	0	0	0
GROSS ADDNS	0	152	2971	25	25	6100
EXT JOB OESC	CAROS	GEN	GA	GEN	GEN	REPL
%CTOIP	5.10	5.10	7.10	7.10	7.10	7.10

JOB CAT. . A

G

A

G

R

REPORT: PARTB  
 PAGE: 2 OF 2  
 BUILDING: ORLD-MAGNOLIA  
 ENT CUT: 08/29/87

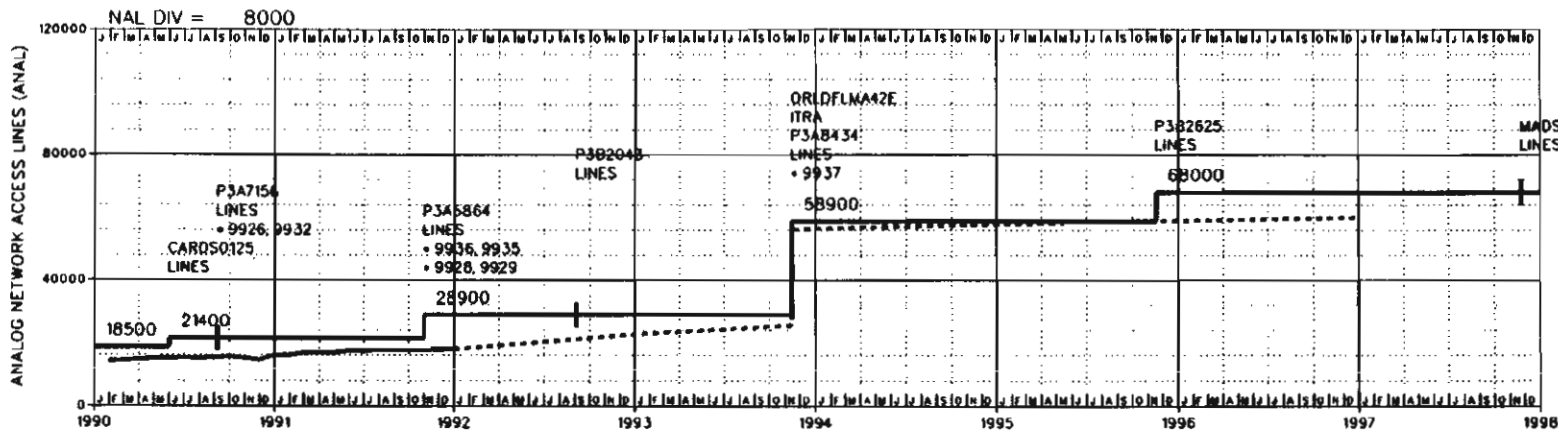
ENTITY: ORLDFLMAOSI  
 ENT TERM: 01/01/05

LSDP SYSTEM  
 GRAPHIC PART B VERSION 1.00  
 DATABASE: LIVE

DATE: 01/17/92  
 TIME: 20:39:02  
 CHART NO.: 27.2  
 EQ TYPE: D100

JOB/ADJ/AT	P38262S		MADSIEND
EVENT-NUM	EVT1		EVT1
EVENT-DATE	11/18/95		11/24/97
RDYSD/TDATE	11/18/95		11/24/97
REQSD	11/18/95		11/24/97
CAP EXH.	##/##/##		##/##/##
SHIP DATE	06/16/95		##/##/##
JOB DESC.	GA		GA
NAL TRANS			
TRANS ENT			
LSE1	NTW		NTW
NAL CAP SE	5000	93700	93700
TC	5000	93700	93700
LNS	6100	69400	69400
NOS		111900	111900
ML	6100	69400	69400
CNTRX CAP		11000	11000
INST. NOS		190000	190000
UAV ASSGN		58353	58353
%FNOS	85.00		85.00
INST. LNS	6912	79616	79616
UAV ASSGN	58	1152	1152
%TOTAL FILL	93.24		93.24
LNCAP IN LNS	6100	69400	69400
SIZING DATE	03/01/91		03/01/91
NOD OUE	10/14/94		
TELCO OUE	02/10/95		
TURNOVER	11/18/95		
GENERIC SVC			
GENERIC	BCS-39		BCS-39
CONC RATIO	4		4
ENG LSF			
ENG CCS/NAL	4.70		4.70
DESIGN BS			
MRAJ	24.21		0.00
PROCESSOR		92800	92800
CAP TRUNK	120	1020	1020
DCTL TK UNIT			0
LLN/LT/SM/NM		1	1
LSR/LTS/##	6	110	110
LSH/##/L32		0	0
TSC/##/TSS/NP	10	40	40
TLN/##/L64	60	1100	1100
TOT FRS/SHL	0		
REUSE FR/SHL	0		
GROSS ADDNS	0		
EXT JOB DESC			
%CTDIP	7.10		7.10

JOB CAT. A



NOTES:  
 9926 CCS ACCESS CAPABILITY  
 9928 ONA REQUIREMENTS  
 9929 TOUCHSTAR PHASE I & II  
 9932 100% AMA RECORDING  
 9933 1+ COIN EQUAL ACCESS  
 9935 ENHANCED NETWORK (ENETS)  
 9936 CARRIER IDENT. CODE  
 9937 (CIC) EXPAN. (FG B)

REASON FOR REISSUE:

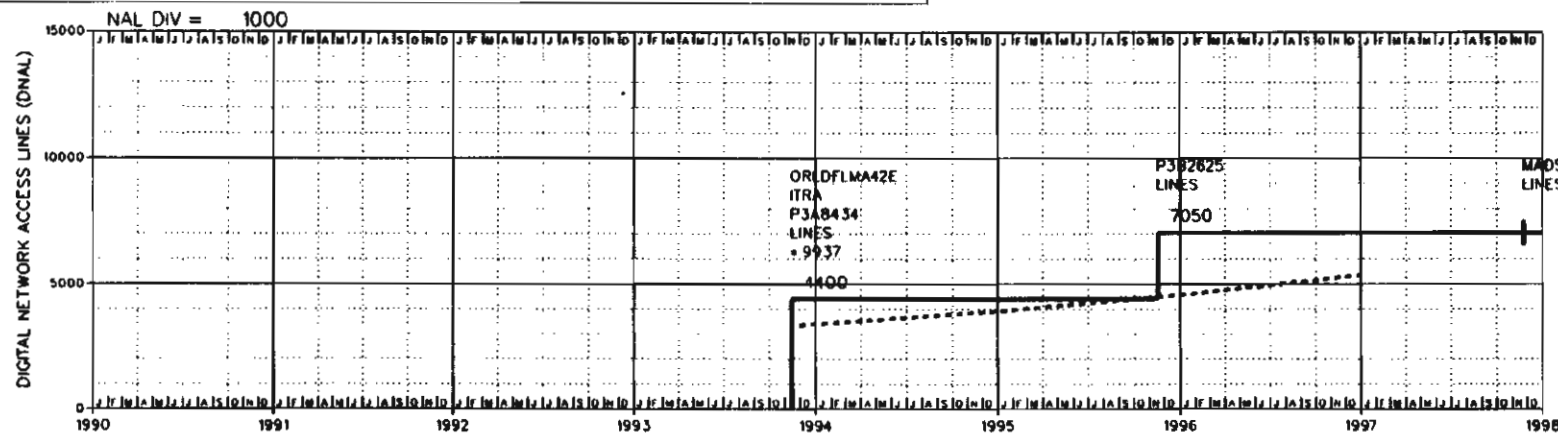
DATE OF ISSUE: 01/17/92  
 EXCHANGE: ORLANDO  
 DATABASE: LIVE  
 EQ TYPE: D100  
 ANALOG

BUILDING ORLD-MAGNOLIA  
 SWITCH HOST  
 FCST DATE 06/15/91  
 LATEST ANAL 17896  
 CONTACT CBNORTON  
 CONTACT NO. SADAVIS  
 EQUIP ENGR C LEROY

DIGITAL  
 DLCFCST DATE 07/15/91  
 LATEST DNAL 0  
 LATEST SLC -9998998  
 LATEST URBN -9998998  
 LATEST D112 -9998998

ENTITY: CHART:  
 ORLDFLMADS1 27.2

YEAR	1990	1991	1992	1993	1994	1995	1996	1997	1998
NAL	13847 (A)	16023 (A)	17961 (A)	22681 (F)	56521 (F)	57888 (F)	59079 (F)	60138 (F)	
ANAL LNS	13847	16023	17961	22681	56521	57888	59079	60138	
CCS/NAL	3.17	3.26	3.29	3.85	4.50	4.55	4.60	4.66	
ACCS ACTUAL	A	A							
NAL/LN RATIO	1.00000	1.00000	1.00000	1.00000	1.00000	1.00000	1.00000	1.00000	



YEAR	1990	1991	1992	1993	1994	1995	1996	1997	1998
NAL	0 (A)	0 (A)	0 (A)	0 (F)	3410 (F)	3915 (F)	4555 (F)	5360 (F)	
DNAL CCS/NAL	0.00	0.00	0.00	0.00	4.50	4.55	4.60	4.66	
CCCS ACTUAL	A								
SLC SYS	0	0	0	0	47	55	64	75	
URBAN SYS	0	0	0						
NAL/LN RATIO					1.00000	1.00000	1.00000	1.00000	



REPORT: PARTB  
 PAGE: 2 OF 2  
 BUILDING: ORLD-MAGNOLIA  
 ENT CUT: 08/29/87

ENTITY: DRLOFLMAOS1  
 ENT TERM: 01/01/05

LSDF SYSTEM  
 DIGITAL PART B VERSION 1.00  
 DATABASE: LIVE

DATE: 01/17/92  
 TIME: 20:39:02  
 CHART NO.: 27.2  
 ED TYPE: 0100

JOB/AOJ/AT	P382625	MAOSIEND
EVENT-NUM	EVT1	EVT1
EVENT-DATE	11/18/95	11/24/97
ROYSD/TORATE	11/18/95	11/24/97
REQSD	11/18/95	11/24/97
CAP EXH.	##/##/##	##/##/##
SHIP DATE	06/16/95	##/##/##
JOB DESC.	GA	GA
TRANS ENT		

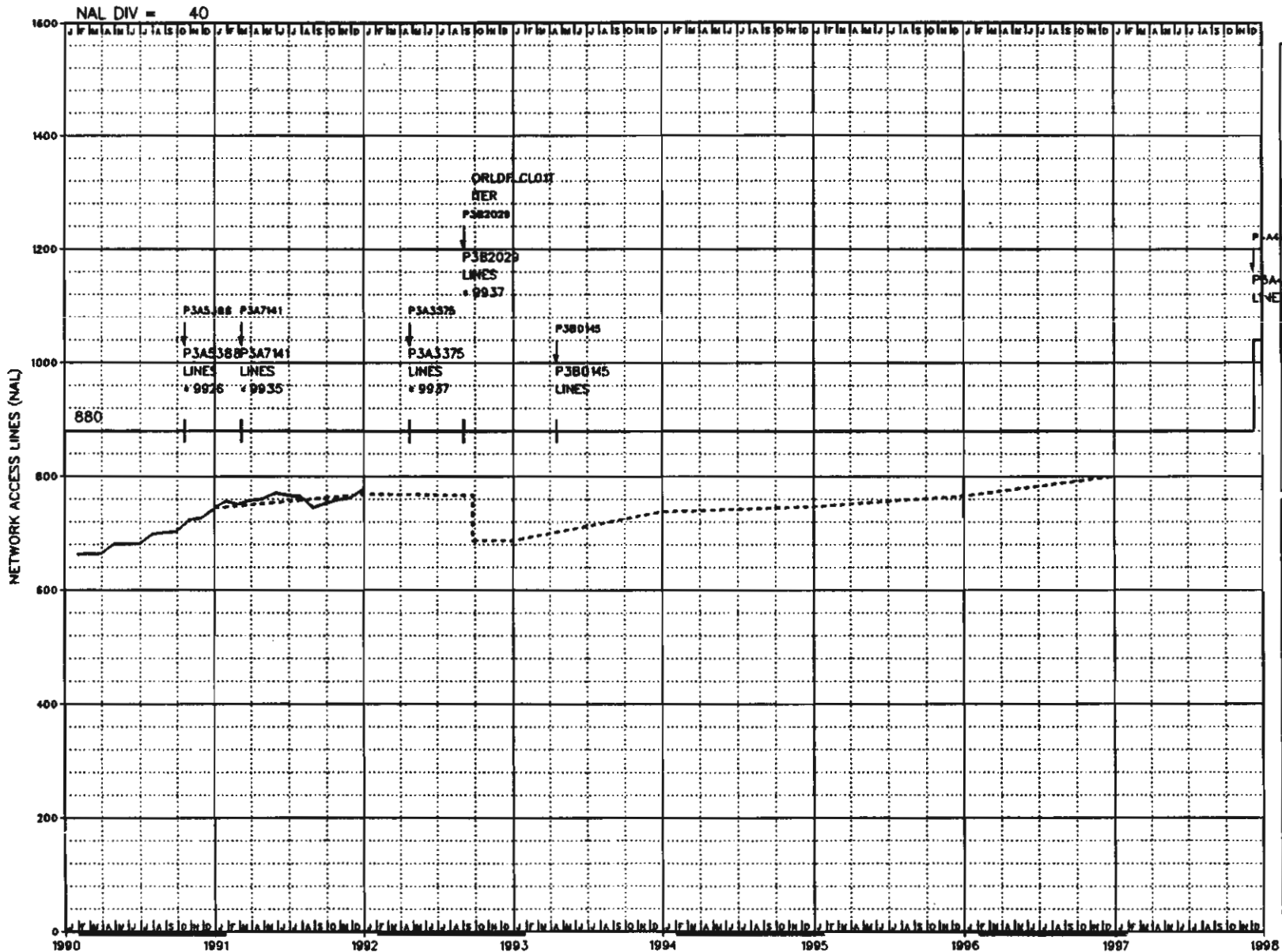
ANALOG SECTION -----

NAL TRANS			
NAL CAP TC	2000	83200	83200
LNS	9100	68000	68000
ML	9100	68000	68000
LINE UNITS		116	116
INST. LNS	7680	74240	74240
URV ASSGN	58	1056	1056
%FILL	90.01		90.01
ALNCAP LNS	9100	68000	68000
AENG CCS NAL	4.66		4.70
ANLC OEF LNS			
CAP TC		640	640
CAP LNS		400	400
CAP ML		400	400
LN MOO		2	2
INS LNS		640	640
URV LNS			
%FILL	62.50		62.50
ENG CCS	4.66		4.66

DIGITAL SECTION -----

NAL TRANS			
NAL CAP TC	3700	11200	11200
LNS	2650	7050	7050
ML	2650	7050	7050
LINE UNITS		24	24
INST. LNS	3072	9216	9216
URV ASSGN		96	96
%FILL	79.86		79.86
OLNCAP LNS	2650	7050	7050
OENG CCS NAL	4.66		4.70
CAP SLC SYS	32	95	95
ENG SLC MO 1			
ENG SLC MO 2			
OEF SLC SYS		0	0
CAP URBN SYS		0	0
OEF URBN SYS		0	0
CAP OMS112			
SLC OLU			
URBAN OLU			





NOTES:  
 9926 CCS ACCESS CAPABILITY  
 9935 1+ COIN EQUAL ACCESS  
 9937 CARRIER IDENT. CODE  
 (CIC) EXPAN. (FG B)  
 3.305 THIS CHART FOR DIGITAL  
 SYSTEMS ONLY.

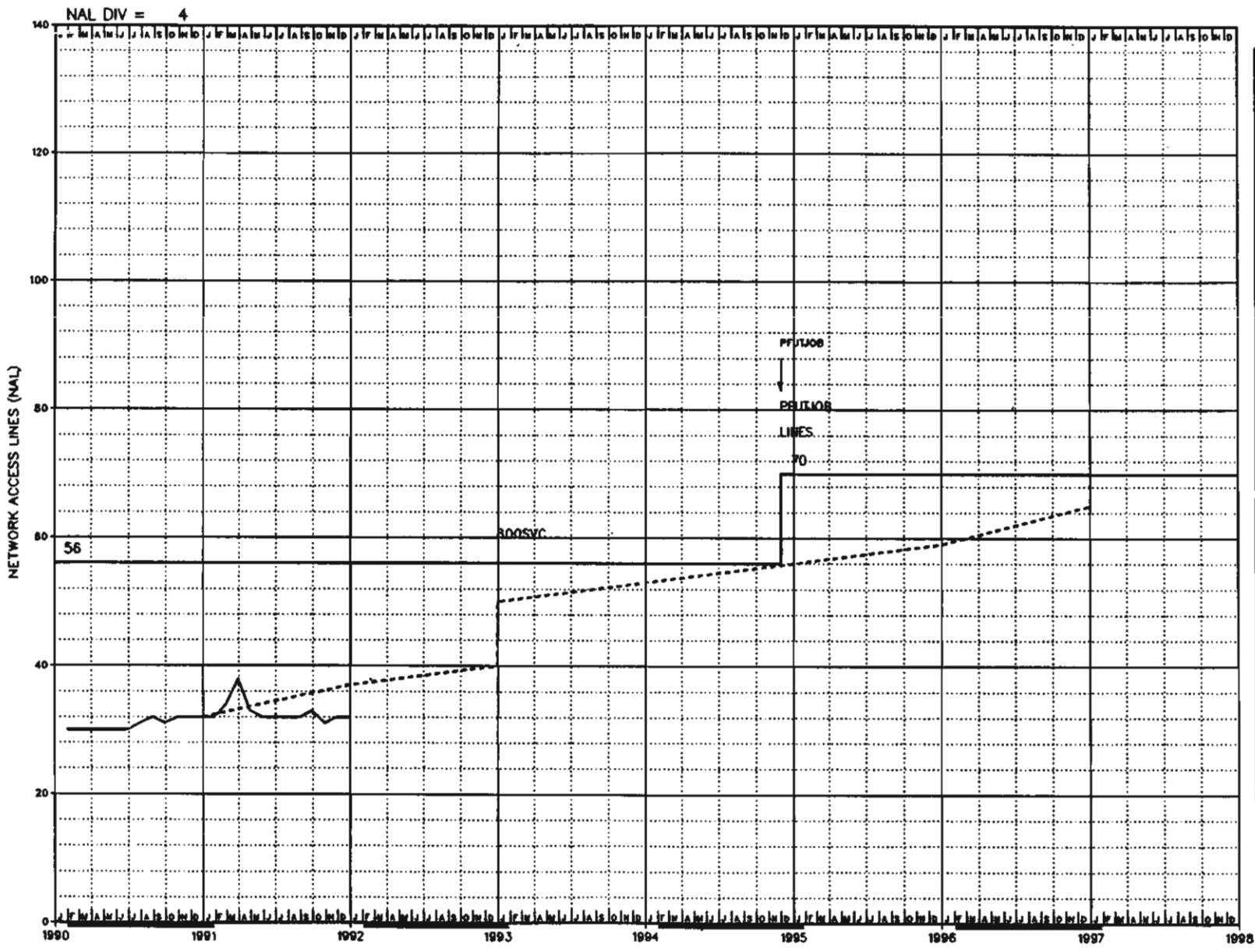
REASON FOR REISSUE:

DATE OF ISSUE: 01/17/92  
 EXCHANGE: ORLANDO  
 DATABASE: LIVE  
 EQ TYPE: D200  
 NXX:

BUILDING: ORLDFLMA STATE: FL  
 LATA: ORLD/458  
 COMPANY: SBEL AREA: CEFL  
 DIVISION: SWOR DISTRICT: ORLD  
 EXHAUST: 00/00/00  
 CONTACT: CBNORTON  
 NUMBER: SADAVIS  
 EQ ENGINEER C LEROY

E. A. DATE 00/00/00  
 DIR CLOSE 00/00/00  
 DIR DELIVER 00/00/00  
 NAL FCST 06/15/91  
 CCS FCST 00/00/00  
 ENTITY CUT 09/08/85  
 ENTITY TERM 01/01/99  
 LATEST NAL 777  
 SWITCH HOST

ENTITY: ORLDFLMA04T CHART: 27.3



NOTES:  
3308 THIS CHART FOR CPU CP%  
OCC ONLY.

REASON FOR REISSUE:

DATE OF ISSUE: 01/17/92  
EXCHANGE: ORLANDO  
DATABASE: LIVE  
EQ TYPE: D200  
NXX:

BUILDING: ORLDFLMA STATE: FL  
LATA: ORLD/458  
COMPANY: SBEL AREA: CEFL  
DIVISION: SWOR DISTRICT: ORLD  
EXHAUST: \*\*/\*\*/\*\*  
CONTACT: CBNORTON  
NUMBER:  
EQ ENGINEER

E. A. DATE \*\*/\*\*/\*\*  
DIR CLOSE \*\*/\*\*/\*\*  
DIR DELIVER \*\*/\*\*/\*\*  
NAL FCST \*\*/\*\*/\*\*  
CCS FCST \*\*/\*\*/\*\*  
ENTITY CUT \*\*/\*\*/\*\*  
ENTITY TERM \*\*/\*\*/\*\*  
LATEST NAL 32  
SWITCH HOST

ENTITY: CHART:  
ORLDFLMADSOP 27.4



NOTES:  
3.308 THIS CHART FOR CPU CP%  
OCC ONLY.

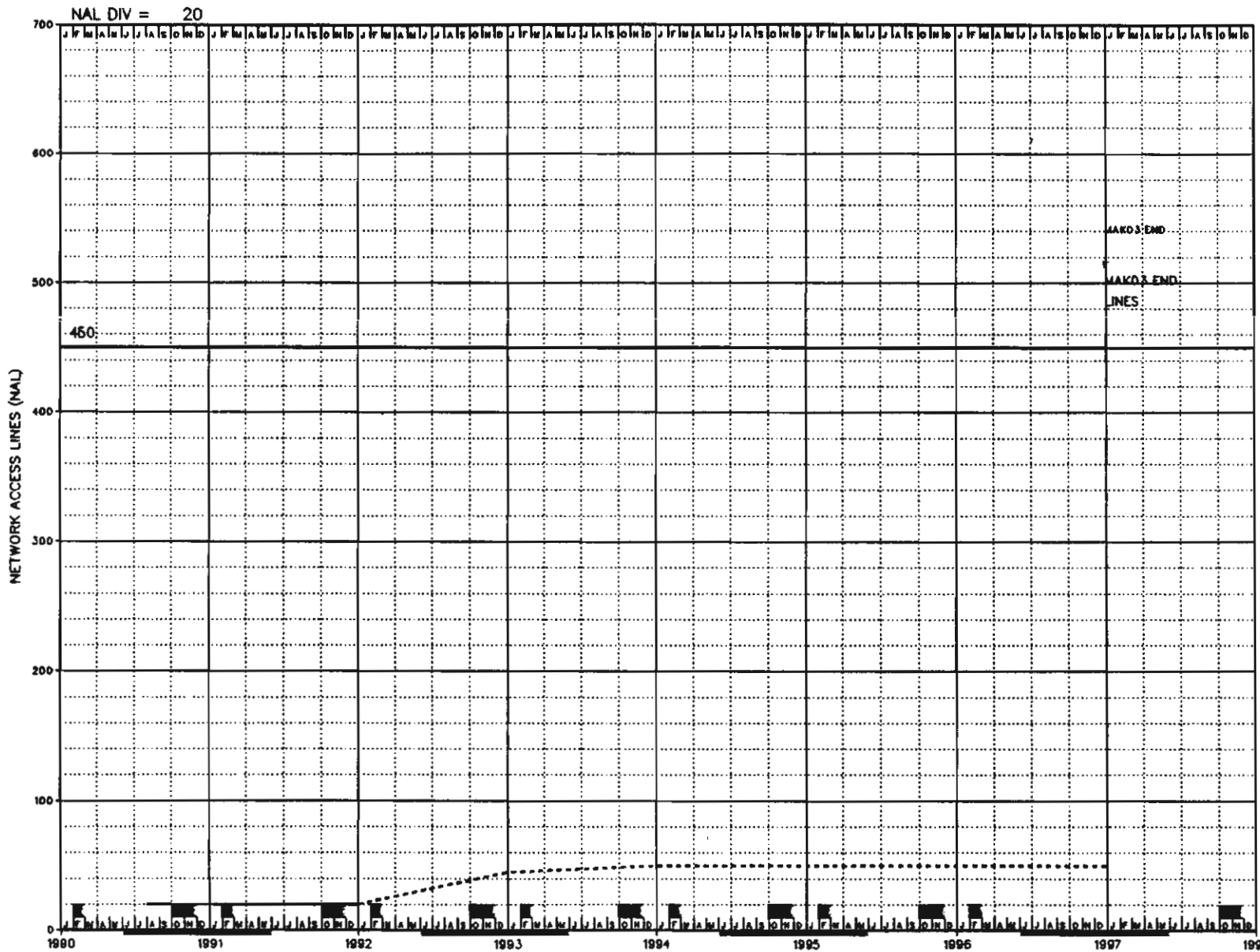
REASON FOR REISSUE:

DATE OF ISSUE: 01/17/92  
EXCHANGE: ORLANDO  
DATABASE: LIVE  
EQ TYPE: D100  
NXX:

BUILDING: ORLDFLMA STATE: FL  
LATA: ORLD/458  
COMPANY: SBEL AREA: CEFL  
DIVISION: SWOR DISTRICT: ORLD  
EXHAUST: \*\*/\*\*/  
CONTACT: CBNORTON  
NUMBER:  
EQ ENGINEER

E. A. DATE \*\*/\*\*/  
DIR CLOSE \*\*/\*\*/  
DIR DELIVER \*\*/\*\*/  
NAL FCST \*\*/\*\*/  
CCS FCST \*\*/\*\*/  
ENTITY CUT \*\*/\*\*/  
ENTITY TERM \*\*/\*\*/  
LATEST NAL 30

SWITCH HOST  
ENTITY: CHART:  
ORLDFLMADS1P 27.5



NOTES:  
3042 RISLU FROM AZALEA PARK

REASON FOR REISSUE:

DATE OF ISSUE: 01/17/92  
EXCHANGE: ORLANDO  
DATABASE: LIVE  
EQ TYPE: RILU  
NXX:  
NXXF

BUILDING: ORLDFLMA STATE: FL  
LATA: ORLD/458  
COMPANY: SBEL AREA: CEFL  
DIVISION: SWOR DISTRICT: ORLD  
EXHAUST: \*\*/\*\*/\*\*  
CONTACT: CBNORTON  
NUMBER: HBTOWER  
EO ENGINEER JBSTANLEY

E. A. DATE 10/28/89  
DIR CLOSE 07/24/91  
DIR DELIVER 11/04/91  
NAL FCST 02/15/91  
CCS FCST 08/15/91  
ENTITY CUT 10/28/89  
ENTITY TERM 01/01/99  
LATEST NAL 20  
SWITCH HOST ORLDFLAPDSO  
ENTITY: CHART:

ORLDFLMAK03 27.6



REPORT: PART8

PAGE: 1 OF 1

BUILDING: ORLO-PINECASTLE

ENT CUT: 02/21/82

ENTITY: ORLOFLPC05E

ENT TERM: 11/15/91

LSDF SYSTEM  
GRAPHIC PART 8 VERSION 1.00  
DATABASE: LIVE

DATE: 01/17/92

TIME: 20:39:02

CHART NO.: 28.1

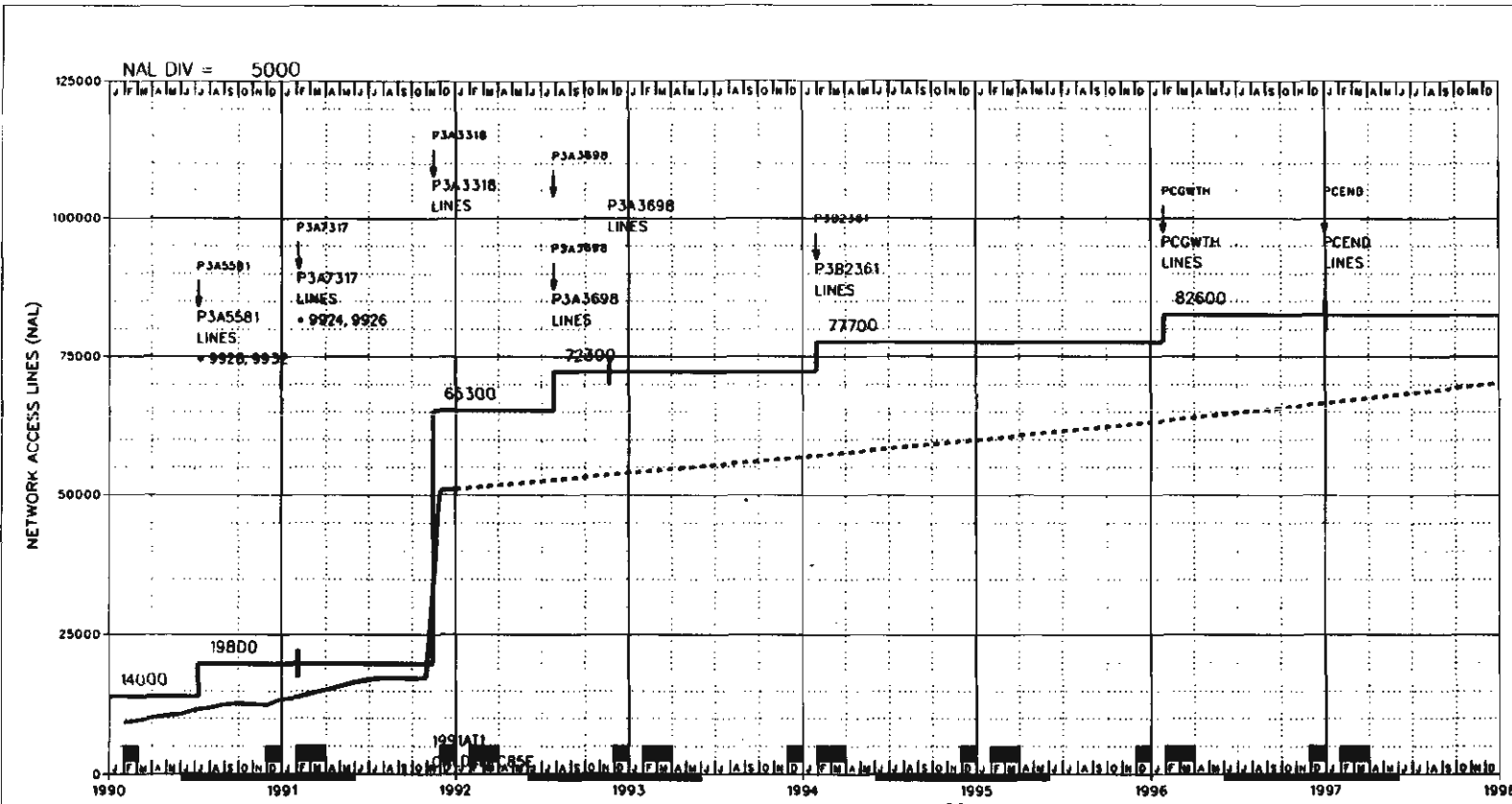
ED TYPE: IAES

JOB/ROJ/AT	P3A6601	P3A5600	1991AT1	P3A3372
EVENT-NUM	EVT1	EVT1		EVT1
EVENT-DATE	04/01/90	09/09/90	11/15/91	11/15/91
RDYSO/TOATE	04/01/90	09/09/90	11/15/91	11/15/91
REQSO	04/01/90	09/09/90	**/**/**	11/15/91
CAP EXH.	**/**/**	**/**/**	**/**/**	**/**/**
SHIP DATE	01/27/90	06/02/90	**/**/**	11/15/91
JOB DESC.	ICL10	OCT	1TRA	01SP
NAL TRANS			-36200	
TRANS ENT			ORLOFLPC050	
LSEI	SCTOP	SCTOP		
NAL CAP SE	38500	38500		-38500 0
TC	44700	44700		-44700 0
LNS	36200	36200		-36200 0
NOS	44200	44200		-44200 0
ML	36200	36200		-36200 0
CNTRX CAP				0
INST. NOS	60000	60000		-60000 0
UAV ASSGN	8000	8000		-8000 0
ZFNOS	85.00	85.00		
INST. LNS	40960	40960		-40960 0
UAV ASSGN	1025	1025		-1025 0
ZTOTAL FILL	90.60	90.60		
LNCAP IN LNS	36200	36200		-36200 0
SIZING DATE	06/27/89	01/31/89		08/24/89
NOD DUE	07/03/89	05/27/89		06/08/91
TELCO DUE	08/26/89	12/02/89		09/21/91
TURNOVER	04/01/90	09/09/90		
GENERIC SVC				
GENERIC	1AE10	1AE10		
CONC RATIO	4:1	4:1		
ENG LSF				
ENG CCS/NAL	3.37	3.50		
DESIGN BS				
MRAJ	0.00	0.00		0.00
PROCESSOR	58640	58640		-58640 0
CAP TRUNK	180	20		-200 0
OGTL TK UNIT		1		0
LLN/LI/SM/NM	10	10		-10 0
LSR/LTS/**	40	40		-40 0
LSH/**/L32				0
TSC/**/TSS/NP	36	36		-36 0
TLN/**/L64	2048	2048		-2048 0
TOT FRS/SHL	1	2		0
REUSE FR/SHL	0	2		0
GROSS ROOMS	65	57		0
EXT JOB DESC	SMT/ISU/TSTA	DCT/TSF		RETIRMNT
ZCTOIP	6.40	6.40		

JOB CAT. M

T

0



NOTES:  
 9924 TOUCHSTAR PHASE II  
 9926 CCS ACCESS CAPABILITY  
 9928 ONA REQUIREMENTS  
 9932 100% AMA RECORDING  
 3004 NPA 407 EFFECTIVE  
 04/16/88  
 3571 TCBY CCS DATA STARTING  
 1988

REASON FOR REISSUE:

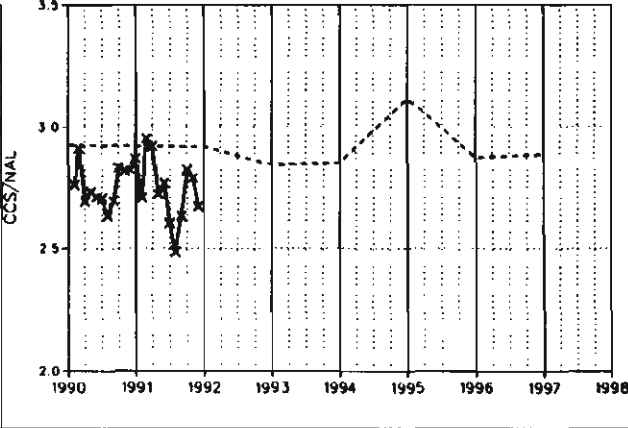
DATE OF ISSUE: 01/17/92  
 EXCHANGE: ORLANDO  
 DATABASE: LIVE  
 EQ TYPE: SES  
 NXX:  
 240 438 825 826 850 851  
 855 856 857 858 859  
 BUILDING: ORLDFLPC STATE: FL  
 LATA: ORLD/458  
 COMPANY: SBEL AREA: CEFL  
 DIVISION: SWOR DISTRICT: ORLD  
 EXHAUST: \*\*/\*\*/  
 CONTACT: ATDECAROENAS  
 NUMBER: BJBENOIT  
 EQ ENGINEER: MSKOCHAN

E. A. DATE: 05/16/87  
 DIR CLOSE: 07/24/91  
 DIR DELIVER: 1/04/91  
 NAL FCST: 06/15/91  
 CCS FCST: 08/15/91  
 ENTITY CUT: 05/16/87  
 ENTITY TERM: 12/31/99  
 LATEST NAL: 50906  
 SWITCH HOST:  
 ENTITY:  
 CHART: 28.2

YEAR	1990	1991	1992	1993	1994	1995	1996	1997	1998
NAL	9062 (A)	13603 (A)	51100 (A)	53975 (F)	56873 (F)	59938 (F)	63148 (F)	66645 (F)	70250 (F)
LINES	9062	13603	51100	53975	56873	59938	63148	66645	70250
CCS/NAL	2.93	2.92	2.92	2.84	2.85	3.12	2.87	2.89	0.00
CCS STATUS	A	A							

NAL/LN RATIO	1.00000	1.00000	1.00000	1.00000	1.00000	1.00000	1.00000	1.00000	1.00000
--------------	---------	---------	---------	---------	---------	---------	---------	---------	---------

SVC.	1990	1991	1992	JOBNUM	ROYSD	REQSD	SHIP
DTS	0.00	0.00	0.00	PJA5581	07/08/90	07/08/90	04/07/90
	0.00	0.00	0.00	PJA7317	02/03/91	02/03/91	10/20/90
	0.00	0.00	0.00	PJA3318	11/15/91	11/15/91	11/10/90
	0.00	0.00	0.00	PJA3698	07/26/92	07/26/92	04/23/92
	0.00	0.00	0.00	PJA3698	11/22/92	07/26/92	04/23/92
IML				P382361	01/30/94	01/30/94	10/09/93
				PCCWTH	01/28/98	01/28/98	10/07/95
				PCEND	01/01/97	01/01/97	**/**/**
%IFFM							



REPORT: PARTB

PAGE: 1 OF 2

BUILDING: ORLO-PINECASTLE

ENT CUT: 05/16/87

ENTITY: ORLOFLPCOSO

ENT TERM: 12/31/99

LSOF SYSTEM  
GRAPHIC PART B VERSION 1.00  
DATABASE: LIVE

DATE: 01/17/92

TIME: 20:39:02

CHART NO.: 28.2

EQ TYPE: SES

JOB/ADJ/AT P3A5581  
EVENT-NUM EVT1  
EVENT-DATE 07/08/90  
ROYSD/TORTE 07/08/90  
REQSD 07/08/90

CAP EXH. \*\*/\*\*/\*\*  
SHIP DATE 04/07/90  
JOB DESC. GA  
NAL TRANS  
TRANS ENT

LSEI  
NAL CAP SE 6900 29500  
TC 6900 29500  
LNS 5800 19800  
NOS 25500  
ML 5800 19800

CNTRX CAP  
INST. NOS 40000  
UAV ASSGN 10000  
%FNDS 85.00  
INST. LNS 6144 24256  
UAV ASSGN 92 365  
%TOTAL FILL 83.01  
LNCAP IN LNS 5800 19800  
SIZING DATE 10/05/89  
NOO DUE 06/10/89  
TELCO DUE 10/07/89  
TURNOVER 07/08/90

GENERIC SVC  
GENERIC SES  
CONC RATIO 8:1  
ENG LSF  
ENG CCS/NAL 2.70  
DESIGN BS  
MRAJ 16.26  
PROCESSOR 9900 109900  
CAP TRUNK 30 100  
OCTL TK UNIT 2  
LLN/LT/SH/NM 3 13  
LSR/LTS/\*\*  
LSH/\*\*/L32  
TSC/\*\*/TSS/NP 24 104  
TLN/\*\*/L64  
TOT FRS/SHL 9  
REUSE FR/SHL 0  
GROSS ROOMS 1419  
EXT JOB OESC GA  
%CTOIP 6.70

P3A7317

EVT1  
02/03/91  
02/03/91  
02/03/91

\*\*/\*\*/\*\*  
10/20/90  
GEN

NTW  
29500  
29500  
19800  
25500  
19800

85.00  
24256  
365  
83.01  
19800  
09/27/89  
02/10/90  
05/26/90  
02/03/91

SE6  
8:1  
2.70  
0.00  
110100  
100  
13  
104  
0  
0  
160  
GENERIC  
6.70

1991AT1

EVT1  
11/15/91  
11/15/91  
11/15/91

\*\*/\*\*/\*\*  
\*\*/\*\*/\*\*  
1TRA  
36200  
ORLOFLPCB5E

NTW  
56200 85700  
56200 85700  
45500 65300  
59500 85000  
45500 65300  
4000 5000  
70000 110000

85.00  
65024 89280  
422 787  
73.78  
45500 65300  
02/10/90  
03/24/90  
07/07/90  
09/08/91

SE6  
8:1  
3.40  
8.34  
-11800 98300  
216 316  
27  
26 39  
0  
206 310  
0  
99  
0  
7930  
REPL  
8.00

P3A3318

EVT1  
11/15/91  
11/15/91  
11/15/91

\*\*/\*\*/\*\*  
11/10/90  
REPL

NTW  
56200 85700  
56200 85700  
45500 65300  
59500 85000  
45500 65300  
4000 5000  
70000 110000

85.00  
65024 89280  
422 787  
73.78  
45500 65300  
02/10/90  
03/24/90  
07/07/90  
09/08/91

SE6  
8:1  
3.40  
8.34  
-11800 98300  
216 316  
27  
26 39  
0  
206 310  
0  
99  
0  
7930  
REPL  
8.00

P3A3698

EVT1  
07/26/92  
11/22/92  
07/26/92

\*\*/\*\*/\*\*  
04/25/92  
GA

NTW  
5700 91400  
5700 91400  
7000 72300  
7000 85000  
7000 72300  
5000  
10000 120000  
10000

85.00  
10944 100224  
787  
72.69  
7000 72300  
03/08/91  
07/19/91  
11/09/91  
10/04/92

SE6  
8:1  
3.40  
18.17  
64 380  
8  
6 45  
0  
43 353  
18  
0  
1875  
GA  
8.00

P3A3698

EVT2  
11/22/92  
11/22/92  
07/26/92

\*\*/\*\*/\*\*  
04/25/92  
GEN

NTW  
91400  
91400  
72300  
85000  
72300  
5000  
120000  
10000

85.00  
100224  
787  
72.69  
72300  
03/08/91  
07/19/91  
11/09/91  
10/04/92

SE8  
8:1  
3.40  
14.26  
64 380  
8  
6 45  
0  
43 353  
0  
0  
0  
GEN/ONLY  
8.00

JOB CAT. A

G

R

A

G



REPORT: PARTB

PAGE: 2 OF 2

BUILDING: ORLO-PINECASTLE  
ENT CUT: 05/16/87

ENTITY: ORLOFLPCOSO  
ENT TERM: 12/31/99

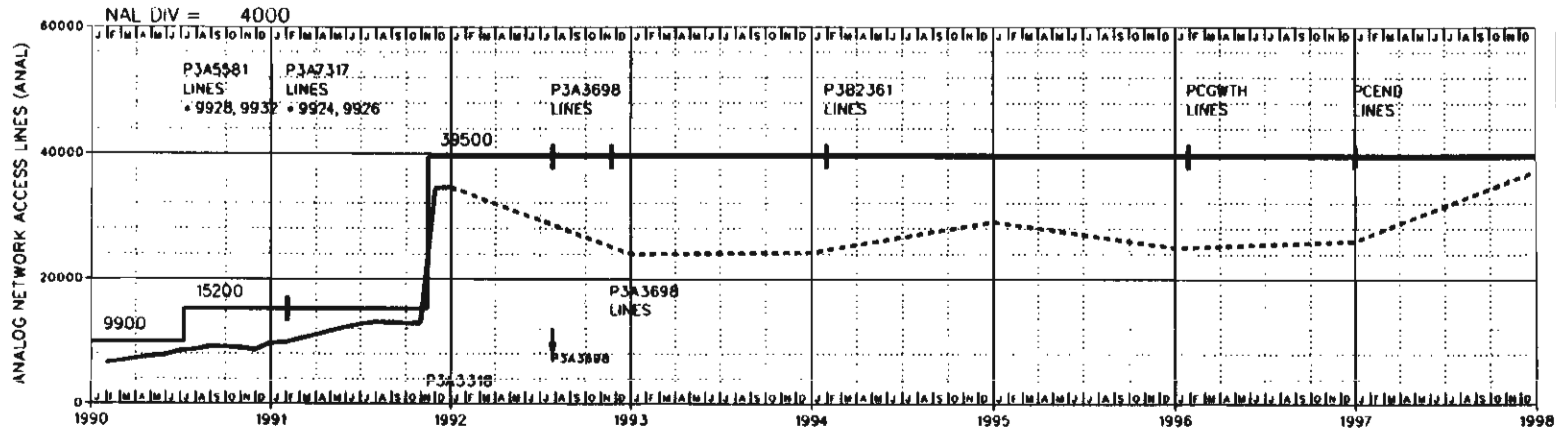
LSOF SYSTEM  
GRAPHIC PART B VERSION 1.00  
DATABASE: LIVE

DATE: 01/17/92  
TIME: 20:39:02  
CHART NO.: 28.2  
EQ TYPE: SES

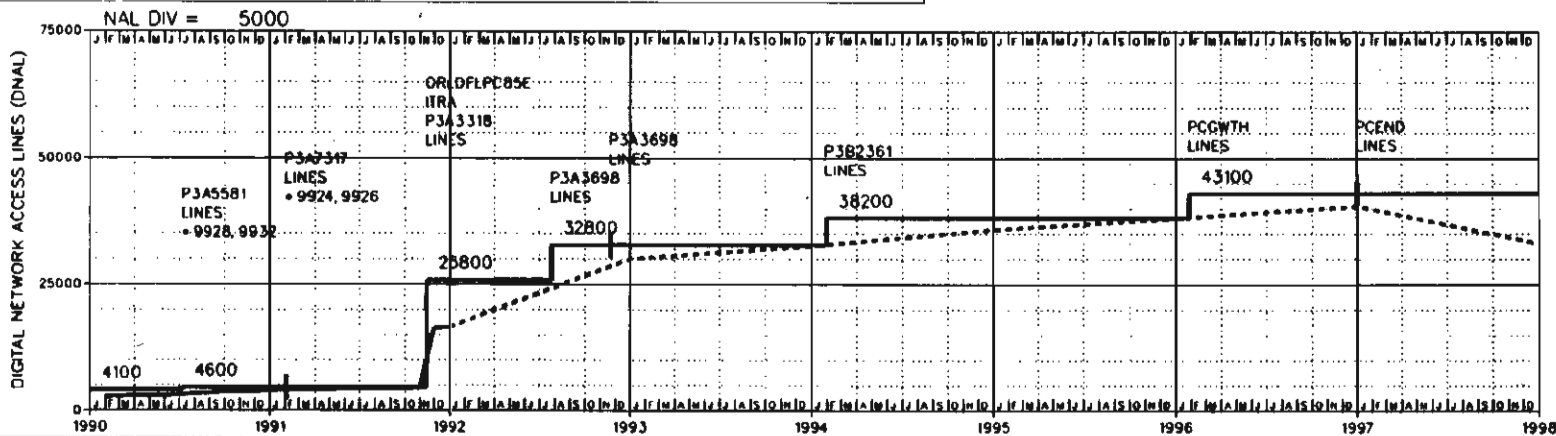
JOB/AOJ/AT	P382361		PCGWH		PCENO
EVENT-NUM	EVT1		EVT1		EVT1
EVENT-DATE	01/30/94		01/28/96		01/01/97
ROYSO/TDATE	01/30/94		01/28/96		01/01/97
REQSO	01/30/94		01/28/96		01/01/97
CAP EXH.	##/##/##		##/##/##		##/##/##
SHIP DATE	10/09/93		10/07/95		##/##/##
JOB DESC.	GA		GA		##/##/##
NAL TRANS					
TRANS ENT					
LSEI	NTW		NTW		
NAL CAP SE	25000	116400	10000	126400	
TC	25000	116400	10000	126400	
LNS	5400	77700	4900	82600	
NOS		85000		85000	
ML	5400	77700	4900	82600	
CNTRX CAP		5000		5000	
INST. NOS		120000		120000	
UAV ASSGN		10000		10000	
%FNOS	85.00		85.00		
INST. LNS	13248	113472	7496	120968	
UAV ASSGN		787		787	
%TOTAL FILL	68.94		68.72		
LNCAP IN LNS	5400	77700	4900	82600	
SIZING DATE	09/10/91		09/10/91		
NOD OUE	12/12/92		12/10/94		
TELCO OUE	04/10/93		04/08/95		
TURNOVER	01/30/94		01/28/96		
GENERIC SVC					
GENERIC	SE8		SE8		
CONC RATIO	8:1		8:1		
ENG LSF					
ENG CCS/NAL	3.40		3.40		
DESIGN BS					
MRAJ	23.92		11.14	0.00	
PROCESSOR		98300		98300	
CAP TRUNK	64	444		444	
OGTL TK UNIT					
LLN/LT/SM/NM		45		45	
LSR/LTS/##/##					
LSH/##/##/L32					
TSC/##/ISS/NP		353		353	
TLN/##/##/L64					
TOT FRS/SHL	0		0		
REUSE FR/SHL	0		0		
GROSS ROOMS	0		0		
EXT JOB DESC					
%CTDIP	8.00		8.00		

JOB CAT. A

A



YEAR	1990	1991	1992	1993	1994	1995	1996	1997	1998
NAL	6485 (A)	9666 (A)	34517 (A)	23975 (F)	24273 (F)	29078 (F)	25038 (F)	26085 (F)	37148 (F)
ANLG LNS	6485	9666	34517	23975	24273	29078	25038	26085	37148
CCS/NAL	3.03	3.04	3.05	3.06	3.07	3.08	3.09	3.10	0.00
ACCS ACTUAL	A								
NAL/LN RATIO	1.00000	1.00000	1.00000	1.00000	1.00000	1.00000	1.00000	1.00000	1.00000



YEAR	1990	1991	1992	1993	1994	1995	1996	1997	1998
NAL	2577 (A)	3937 (A)	18583 (A)	30000 (F)	32600 (F)	35860 (F)	38110 (F)	40560 (F)	33102 (F)
DNAL	2577	3937	18583	30000	32600	35860	38110	40560	33102
DIGI CCS/NAL	2.67	2.63	2.65	2.67	2.69	2.71	2.73	2.75	0.00
CCCS ACTUAL	A	A							
SLC SYS	38	64	285	525	550	650	700	740	715
URBAN SYS	0	0	0	0	0	0	0	0	0
NAL/LN RATIO	1.00000	1.00000	1.00000	1.00000	1.00000	1.00000	1.00000	1.00000	1.00000

NOTES:  
 9924 TOUCHSTAR PHASE II  
 9926 CCS ACCESS CAPABILITY  
 9928 ONA REQUIREMENTS  
 9932 100% AMA RECORDING  
 3004 NPA 407 EFFECTIVE  
 04/16/88  
 3571 TCBH CCS DATA STARTING  
 1988

REASON FOR REISSUE:

DATE OF ISSUE: 01/17/92  
 EXCHANGE: ORLANDO  
 DATABASE: LIVE  
 EQ TYPE: 5ES

ANALOG

BUILDING SWITCH HOST ORLD-PINECASTL

FCST DATE 06/15/91  
 LATEST ANAL 34480  
 CONTACT ATDECARDENAS  
 CONTACT ND. BJBENOIT  
 EQUIP ENGR MSKOCHAN

DIGITAL

DLFCST DATE 03/07/91

LATEST DNAL 16426  
 LATEST SLC 285  
 LATEST URBAN 0  
 LATEST D112 0

ENTITY: ORLDFLPCD50 CHART: 28.2

REPORT: PART B

PAGE: 1 OF 2

BUILDING: ORLD-PINECASTLE

ENT CUT: 05/16/87

ENTITY: ORLDFLPCD50

ENT TERM: 12/31/99

LSDP SYSTEM  
DIGITAL PART B VERSION 1.00  
DATABASE: LIVE

DATE: 01/17/92

TIME: 20:39:02

CHART NO.: 28.2

EQ TYPE: SES

JOB/ADJ/AT P3A5581  
EVENT-NUM EVT1  
EVENT-DATE 07/08/90  
ROYSD/TDATE 07/08/90  
REOSD 07/08/90

P3A7317  
EVT1  
02/03/91  
02/03/91  
02/03/91

1991AT1  
11/15/91  
11/15/91  
11/15/91  
\*\*/\*\*/\*\*

P3A3318  
EVT1  
11/15/91  
11/15/91  
11/15/91

P3A3698  
EVT1  
07/26/92  
11/22/92  
07/26/92

P3A3698  
EVT2  
11/22/92  
11/22/92  
07/26/92

CAP EXH. \*\*/\*\*/\*\*  
SHIP DATE 04/07/90  
JOB DESC. GA  
TRANS ENT

\*\*/\*\*/\*\*  
10/20/90  
GEN

\*\*/\*\*/\*\*  
\*\*/\*\*/\*\*  
ITRA  
ORLDFLPC85E

\*\*/\*\*/\*\*  
11/10/90  
REPL

\*\*/\*\*/\*\*  
04/25/92  
GA

\*\*/\*\*/\*\*  
04/25/92  
GEN

ANALOG SECTION -----

NAL TRANS  
NAL CAP TC 22000 22000  
LNS 15200 15200  
ML 15200 15200  
LINE UNITS 35  
INST. LNS 17920 17920  
URV ASSGN 269 269  
ZFILL 86.30  
ALNCAP LNS 15200 15200  
AENG CCS NAL 3.04  
ANLG DEF LNS  
ISON CAP TC  
ISON CAP LNS  
ISON CAP ML  
ISON LN MOD  
ISON INS LNS  
ISON URV LNS  
ISON ZFILL  
ISON ENG CCS

22000  
15200  
15200  
35  
17920  
269  
86.30  
15200  
3.04

22300

24400 46400  
24300 39500  
24300 39500  
90  
28160 46080  
422 691  
87.00  
24300 39500  
3.05

46400  
39500  
39500  
90  
46080  
691  
87.00  
39500  
3.07

46400  
39500  
39500  
90  
46080  
691  
87.00  
39500  
3.07

DIGITAL SECTION -----

NAL TRANS  
NAL CAP TC 7500 7500  
LNS 4600 4600  
ML 4600 4600  
LINE UNITS 11  
INST. LNS 6336 6336  
URV ASSGN 96 96  
ZFILL 73.72  
DLNCAP LNS 4600 4600  
DENG CCS NAL 2.70  
CAP SLC SYS 65  
ENG SLC MD 1  
ENG SLC MD2  
DEF SLC SYS  
CAP URBAN SYS  
DEF URBAN SYS  
CAP OMS112  
SLC OLU  
URBAN OLU

7500  
4600  
4600  
11  
6336  
96  
73.72  
4600  
2.70  
65  
65

13900

31800 39300  
21200 25800  
21200 25800  
75  
36864 43200  
96  
59.86  
21200 25800  
2.71  
384 449

5700 45000  
7000 32800  
7000 32800  
94  
10944 54144  
96  
60.67  
7000 32800  
2.69  
114 563

45000  
32800  
32800  
94  
54144  
96  
60.67  
32800  
2.69  
563

REPORT: PART B

PAGE: 2 OF 2

BUILDING: ORLO-PINECASTLE ENTITY: ORLDPLPCDSO

ENT CUT: 05/16/87 ENT TERM: 12/31/99

LSDF SYSTEM  
DIGITAL PART B VERSION 1.00  
DATABASE: LIVE

DATE: 01/17/92

TIME: 20:39:02

CHART NO.: 28.2

EQ TYPE: SES

JOB/ADJ/AT	P382361	PCGWH	PCENO
EVENT-NUM	EVT1	EVT1	EVT1
EVENT-DATE	01/30/94	01/28/96	01/01/97
RDYSO/TOATE	01/30/94	01/28/96	01/01/97
REQSD	01/30/94	01/28/96	01/01/97
CAP EXH.	##/##/##	##/##/##	##/##/##
SHIP DATE	10/09/93	10/07/95	##/##/##
JOB DESC:	GA	GA	
TRANS ENT			

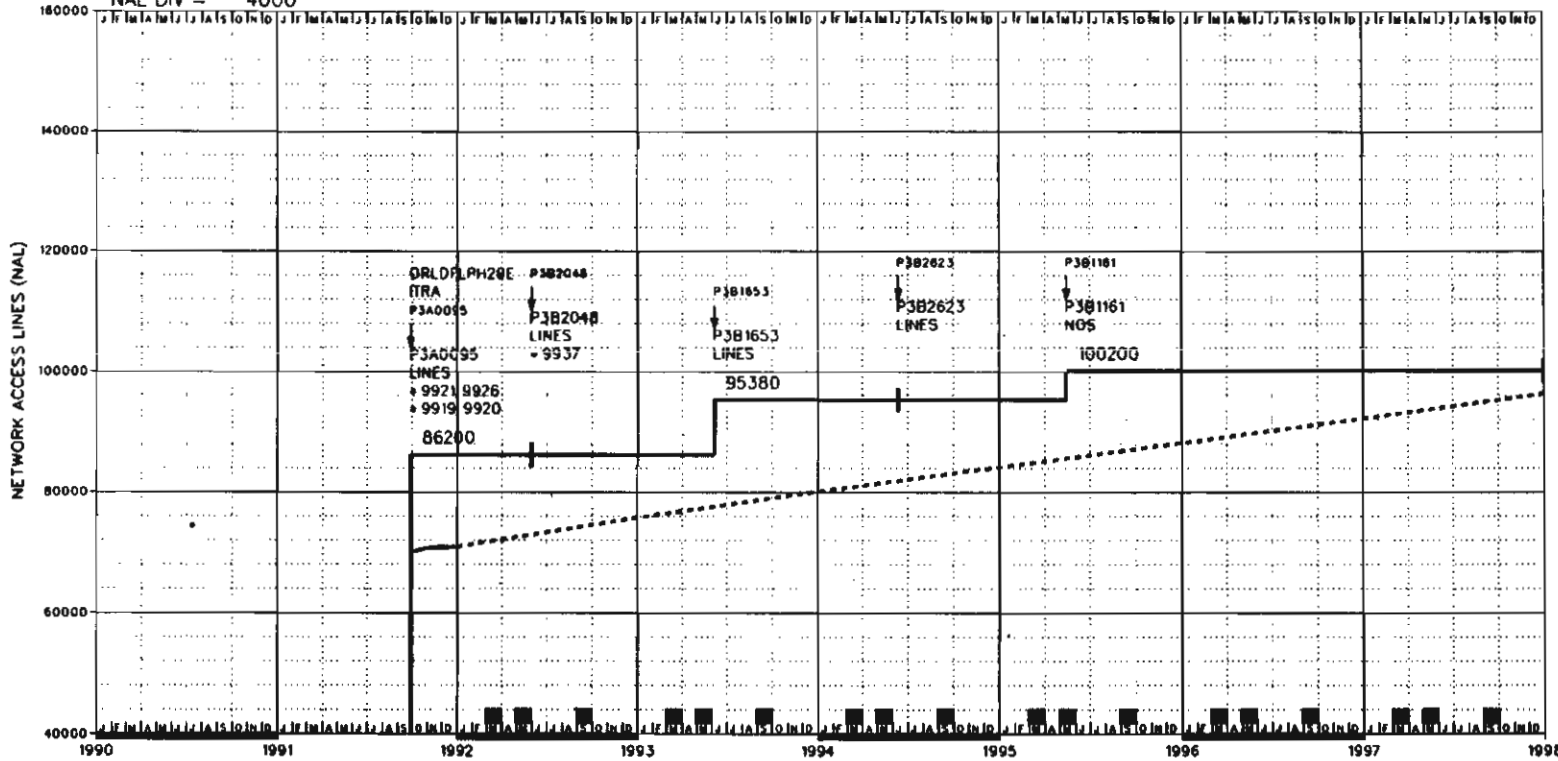
ANALOG SECTION -----

NAL TRANS			
NAL CAP TC	46400		46400
LNS	39500		39500
ML	39500		39500
LINE UNITS	90		90
INST. LNS	46080		46080
URV ASSGN	691		691
%FILL	87.00	87.00	
ALNCAP LNS	39500		39500
ANLG CCS NAL	3.10	3.10	
ANLG DEF LNS			
ISON CAP TC			
ISON CAP LNS			
ISON CAP ML			
ISON LN MOD			
ISON INS LNS			
ISON URV LNS			
ISON %FILL			
ISON ENG CCS			

DIGITAL SECTION -----

NAL TRANS				
NAL CAP TC	25000	70000	10000	80000
LNS	5400	38200	4900	43100
ML	5400	38200	4900	43100
LINE UNITS		117		130
INST. LNS	13248	67392	7496	74888
URV ASSGN		96		96
%FILL	56.76		57.63	
OLNCAP LNS	5400	38200	4900	43100
OENL CCS NAL	2.73		2.77	
CAP SLC SYS	138	701	78	779
ENG SLC MD 1				
ENG SLC MD2				
DEF SLC SYS				
CAP URBN SYS				
DEF URBN SYS				
CAP OMS112				
SLC OLU				
URBAN OLU				

NAL DIV = 4000



NOTES:  
 9919 CT/DIP FULL IMPLEMENTATION  
 9920 SSP/800 LOCATION  
 9921 RINGMASTER  
 9926 CCS ACCESS CAPABILITY  
 9937 CARRIER IDENT. CODE (CIC) EXPAN. (FG B)

REASON FOR REISSUE:

DATE OF ISSUE: 01/17/92  
 EXCHANGE: ORLANDO  
 DATABASE: LIVE  
 EQ TYPE: 5ES  
 NXX:  
 290 291 292 293 294 295  
 296 297 298 299 578

BUILDING: ORLDFLPH STATE: FL  
 LATA: ORLD/458  
 COMPANY: SBEL AREA: CEFL  
 DIVISION: SWOR OISTRIC. ORLD  
 EXHAUST: \*\*/\*\*/  
 CONTACT: FDJAMAL  
 NUMBER: MLHULL  
 EQ ENGINEER: BAHICKS

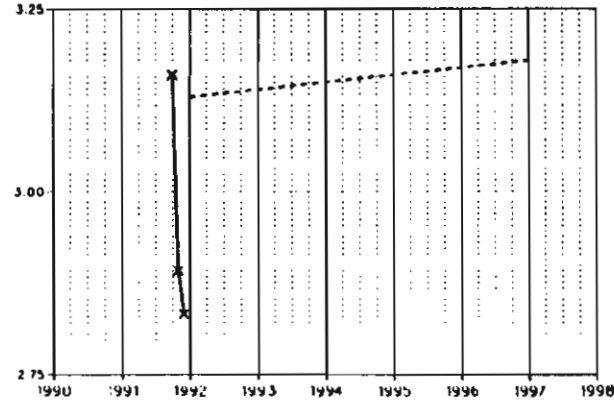
E. A. DATE: 11/11/89  
 DIR CLOSE: 07/24/91  
 DIR DELIVER: 11/04/91  
 NAL FCST: 06/15/91  
 CCS FCST: 08/15/91  
 ENTITY CUT: 09/28/91  
 ENTITY TERM: 12/31/99  
 LATEST NAL: 70796  
 SWITCH HOST

ENTITY: ORLDFLPHDSO  
 CHART: 29.2

YEAR	1990	1991	1992	1993	1994	1995	1996	1997	1998
NAL			70876 (A)	75782 (F)	80104 (F)	84162 (F)	88140 (F)	92222 (F)	96367 (F)
LINES			70876	75782	80104	84162	88140	92222	96367
CCS/NAL			3.13	3.14	3.15	3.16	3.17	3.18	
CCS STATUS									
NAL/LN RATIO			1.00000	1.00000	1.00000	1.00000	1.00000	1.00000	1.00000

SVC.	1990	1991	1992	JOBNUM	RDYSD	REQSD	SHIP
DTS				P3A0095	09/28/91	09/28/91	12/01/90
				P3B2048	03/31/92	03/31/92	02/01/92
				P3B1653	06/06/93	06/08/93	01/23/93
				P3B2623	06/12/94	06/12/94	01/29/94
				P3B1161	05/14/95	05/14/95	01/14/95
				PHEHD	12/31/97	12/31/97	**/**/**



REPORT: PART B  
 PAGE: 1 OF 2  
 BUILDING: ORLO-PINEHILLS  
 ENT CUT: 09/28/91

ENTITY: ORLOFLPHOSO  
 ENT TERM: 12/31/99

LSDP SYSTEM  
 GRAPHIC PART B VERSION 1.00  
 DATABASE: LIVE

DATE: 01/17/92  
 TIME: 20:39:02  
 CHART NO.: 29.2  
 EQ TYPE: SES

JOB/AOJ/AT	1989ATI	P3A0095	P382048	P381653	P382623	P381161
EVENT-NUM		P3A0095	P382048	P381653	P382623	P381161
EVENT-DATE	09/28/91	EVT1	EVT1	EVT1	EVT1	EVT1
RDYSD/TOATE	09/28/91	09/28/91	05/31/92	06/06/93	06/12/94	05/14/95
REQSD	09/28/91	09/28/91	05/31/92	06/06/93	06/12/94	05/14/95
REQSD	09/28/91	09/28/91	05/31/92	06/06/93	06/12/94	05/14/95
CAP EXH.	09/28/91	09/28/91	05/31/92	06/06/93	06/12/94	05/14/95
SHIP DATE	09/28/91	09/28/91	05/31/92	06/06/93	06/12/94	05/14/95
JOB DESC	ITRA	REPL	GA	GA	GEN	GA
NAL TRANS	70960					
TRANS ENT	ORLOFLPH29E					
LSEI		NTW	NTW	NTW	NTW	
NAL CAP SE		140000	140000	10000	150000	10000
TC		140000	140000	10000	150000	10000
LNS		86200	86200	9180	95380	9120
NOS		100200	100200	9180	95380	4820
ML		86200	86200	9180	95380	100200
CNTRX CAP		0	0	0	0	0
INST. NOS		120000	120000	120000	120000	120000
UAV ASSGN		2117	2117	2117	2117	2117
ZFNOS		85.00	85.00	85.00	85.00	85.00
INST. LNS		114560	114560	10944	125504	12096
UAV ASSGN		864	864	864	864	864
%TOTAL FILL		75.83	75.83	76.54	76.54	76.44
LNCAP IN LNS		86200	86200	9180	95380	9120
SIZING DATE		01/22/90	09/20/91	08/21/91	12/04/91	12/04/91
NOD DUE		03/06/90	08/17/91	04/04/92	04/10/93	05/14/94
TELCO DUE		07/02/90	11/02/91	08/01/92	08/07/93	09/10/94
TURNOVER		06/15/91	05/31/92	06/06/93	06/12/94	05/14/95
GENERIC SVC		SE6	SE7	SE7	SE9	SE9
CONC RATIO		8:1	8:1	8:1	8:1	8:1
ENG LSF						
ENG CCS/NAL		3.15	3.15	3.17	3.17	3.17
DESIGN BS		1991	1991	1991	1991	1991
MRAJ		20.27	12.19	23.23	0.00	31.61
PROCESSOR		100000	100000	100000	100000	100000
CAP TRUNK		360	360	48	408	48
DCTL TK UNIT		45	45	51	408	57
LLN/LT/SM/NM		47	47	5	52	2
LSR/LTS/=/		0	0	0	0	54
LSH/=/L32		0	0	0	0	0
TSC/=/TSS/NP		371	371	35	406	35
TLN/=/L64		0	0	0	0	441
TOT FR/SHL		151	0	0	0	8
REUSE FR/SHL		0	0	0	0	0
GROSS ROOMS		10600	190	1444	0	781
EXT JOB DESC			1SON			
%CTOIP		10.70	10.70	10.70	10.70	10.70

JOB CAT.

I

A

A

C

A

REPORT: PARTB

PAGE: 2 OF 2

BUILDING: ORLD-PINEHILLS

ENT CUT: 09/28/91

ENTITY: ORLDPLPHDSO

ENT TERM: 12/31/99

LSOF SYSTEM

GRAPHIC PART B VERSION 1.00

DATABASE: LIVE

DATE: 01/17/92

TIME: 20:39:02

CHART NO.: 29.2

EQ TYPE: SES

JOB/ROJ/AT	PHEND
EVENT-NUM	EVT1
EVENT-DATE	12/31/97
ROYSO/TOATE	12/31/97
REQSD	12/31/97

CAP EXH.	##/##/##
SHIP DATE	##/##/##
JOB DESC.	ENO JOB
NAL TRANS	
TRANS ENT	

LSEI	
NAL CAP SE	160000
TC	160000
LNS	104500
NOS	100200
ML	100200

CNTRX CAP	0
INST. NOS	120000
UAY ASSGN	2117
%FNOS	85.00

INST. LNS	137600
UAY ASSGN	864
%TOTAL FILL	76.44
LNCAP IN LNS	104500

SIZING DATE	
NOD DUE	
TELCO DUE	
TURNOVER	
GENERIC SVC	
GENERIC	
CONC RATIO	
ENG LSF	
ENG CCS/NAL	3.18
DESIGN BS	
MRAJ	0.00

PROCESSOR	100000
CAP TRUNK	456
OCTL TK UNIT	
LLN/LT/SH/NM	54
LSR/LTS/##/##	

LSH/##/L32	
TSC/##/TSS/NP	441
TLN/##/L64	

TOT FRS/SHL	0
REUSE FR/SHL	0
GROSS ADDNS	0
EXT JOB OESC	
%CTDIP	10.70

JOB CAT.





REPORT: PARTB  
 PAGE: 1 OF 2  
 BUILDING: ORLO-PINEHILLS  
 ENT CUT: 09/28/91

ENTITY: ORLOFLPHOSO  
 ENT TERM: 12/31/99

LSOF SYSTEM  
 DIGITAL PART B VERSION 1.00  
 DATABASE: LIVE

DATE: 01/17/92  
 TIME: 20:39:02  
 CHART NO.: 29.2  
 EQ TYPE: SES

JOB/ROJ/AT	1989AT1	P3A0095	P3B2048	P3B1653	P3B2623	P3B1161
EVENT-NUM		EVT1	EVT1	EVT1	EVT1	EVT1
EVENT-DATE	09/28/91	09/28/91	05/31/92	06/06/93	06/12/94	05/14/95
ROYSO/TOATE	09/28/91	09/28/91	05/31/92	06/06/93	06/12/94	05/14/95
REQSO	###/###/###	09/28/91	05/31/92	06/06/93	06/12/94	05/14/95
CAP EXH.	###/###/###	###/###/###	###/###/###	###/###/###	###/###/###	###/###/###
SHIP DATE	###/###/###	12/01/90	02/01/92	01/23/93	01/29/94	01/14/95
JOB DESC.	ITRA	REPL	GA	GA	GEN	GA
TRANS ENT	ORLOFLPH29E					

ANALOG SECTION -----

NAL TRANS	39110					
NAL CAP TC		90000	90000	90000	90000	90000
LNS		43500	43500	43500	43500	43500
ML		43500	43500	43500	43500	43500
LINE UNITS		100	100	100	100	100
INST. LNS		51200	51200	51200	51200	51200
UAV ASSGN		768	768	768	768	768
ZFILL		86.30		86.30		86.30
ALNCAP LNS		43500	43500	43500	43500	43500
RENG CCS NAL		3.15		3.15		3.17
ANLG DEF LNS						
ISON CAP TC						
ISON CAP LNS						
ISON CAP ML		0		0		0
ISON LN MOD						
ISON INS LNS						
ISON UAV LNS						
ISON ZFILL						
ISON ENG CCS						

DIGITAL SECTION -----

NAL TRANS	31850					
NAL CAP TC		50000	50000	50000	10000	60000
LNS		42700	42700	42700	9180	51880
ML		42700	42700	42700	9180	51880
LINE UNITS		110	110	110	129	129
INST. LNS		63360	63360	63360	10944	74304
UAV ASSGN		96	96	96	96	96
ZFILL		67.49		67.49		69.91
OLNCAP LNS		42700	42700	42700	9180	51880
DENG CCS NAL		3.22		3.22		3.23
CAP SLC SYS		659	659	659	114	773
ENG SLC MD 1						
ENG SLC MD 2						
DEF SLC SYS		0		0		0
CAP URBAN SYS						
DEF URBAN SYS						
CAP DMS112						
SLC DLU						
URBAN DLU						

REPORT: PARTB

PAGE: 2 OF 2

BUILDING: ORLO-PINEHILLS

ENT CUT: 09/28/91

ENTITY: ORLOFLPHOSO

ENT TERM: 12/31/99

LSDF SYSTEM  
DIGITAL PART B VERSION 1.00  
DATABASE: LIVE

DATE: 01/17/92

TIME: 20:39:02

CHART NO.: 29.2

EO TYPE: SES

JOB/ADJ/AT PHENO  
EVENT-NUM EVT1  
EVENT-DATE 12/31/97  
RDYSO/TOATE 12/31/97  
REQSO 12/31/97

CAP EXH.    \*\*/\*\*/\*\*  
SHIP DATE   \*\*/\*\*/\*\*  
JOB DESC.    END JOB  
TRANS ENT

ANALOG SECTION -----

NAL TRANS		
NAL CAP TC		90000
LNS		43500
ML		43500
LINE UNITS		100
INST. LNS		51200
URV ASSGN		768
%FILL	86.30	
ALNCAP LNS		43500
AENG CCS NAL	3.18	
ANLG DEF LNS		
ISON CAP TC		
ISON CAP LNS		0
ISON CAP ML		
ISON LN MOD		
ISON INS LNS		
ISON URV LNS		
ISON %FILL		
ISON ENG CCS		

DIGITAL SECTION -----

NAL TRANS		
NAL CAP TC		70000
LNS		61000
ML		61000
LINE UNITS		150
INST. LNS		86400
URV ASSGN		96
%FILL	70.68	
OLNCAP LNS		61000
DENG CCS NAL	3.27	
CAP SLC SYS		899
ENG SLC MO 1		
ENG SLC MO2		
DEF SLC SYS		0
CAP URBN SYS		
DEF URBN SYS		
CAP DMS112		
SLC OLU		
URBAN DLU		



REPORT: PARTB  
 PAGE: 1 OF 2  
 BUILDING: ORLO-SAND LAKE  
 ENT CUT: 12/04/74

ENTITY: ORLDFLSA3SE  
 ENT TERM: 08/22/93

LSOF SYSTEM  
 GRAPHIC PART 8 VERSION 1.00  
 DATABASE: LIVE

DATE: 01/17/92  
 TIME: 20:39:02  
 CHART NO.: 30.1  
 EO TYPE: IAES

JOB/ADJ/AT P3A5689  
 EVENT-NUM EVT1  
 EVENT-DATE 05/27/90  
 ROYSD/TOATE 05/27/90  
 REOSD 05/27/90  
 CAP EXH. \*\*/\*\*/  
 SHIP DATE 01/13/90  
 JOB DESC. GA  
 NAL TRANS  
 TRANS ENT  
 LSEI TLNCCS  
 NAL CAP SE 9500 33600  
 TC -4100 35800  
 LNS 6400 30300  
 NOS 8500 51000  
 ML 6400 30300  
 CNTRX CAP  
 INST. NOS 10000 60000  
 URY ASSGN 0  
 %FNOS 85.00  
 INST. LNS 8192 35840  
 URY ASSGN 222 968  
 %TOTAL FILL 87.00  
 LNCAP IN LNS 6400 30300  
 SIZING DATE 05/10/89  
 NOO DUE 04/29/89  
 TELCO DUE 07/15/89  
 TURNOVER 05/27/90  
 GENERIC SVC  
 GENERIC 1AE10  
 CONC RATIO 4:1  
 ENG LSF  
 ENG CCS/NAL 3.75  
 DESIGN BS  
 MRAJ 38.87  
 PROCESSOR 14800 83400  
 CAP TRUNK 40 160  
 DGTL TK UNIT 2  
 LLN/LT/SM/NM 2 11  
 LSR/LTS/=/# 8 8  
 LSH/=/#L32 54  
 TSC/=/TSS/NP 4 40  
 TLN/=/#L64 1024  
 TOT FR/SHL 8  
 REUSE FR/SHL 8  
 GROSS ADDNS 632  
 EXT JOB DESC GA  
 %CTOIP 8.00

P3A6602  
 EVT1  
 06/10/90  
 06/10/90  
 06/10/90  
 \*\*/\*\*/  
 02/17/90  
 TCL10  
 TLNCCS  
 33600 33600  
 35800 35800  
 30300 30300  
 51000 51000  
 30300 30300  
 60000 60000  
 0  
 85.00 85.00  
 35840 35840  
 968 968  
 87.00 87.00  
 30300 30300  
 08/22/89  
 07/03/89  
 09/16/89  
 06/10/90  
 1AE10  
 4:1  
 3.56  
 0.00  
 83400 83400  
 160 160  
 11  
 8  
 54  
 40  
 1024  
 1  
 0  
 110  
 8.00

P3A7046  
 EVT1  
 11/30/90  
 11/30/90  
 11/30/90  
 \*\*/\*\*/  
 09/01/90  
 GEN  
 TLNCCS  
 -1300 32300  
 -1900 33900  
 30300 30300  
 51000 51000  
 30300 30300  
 60000 60000  
 0  
 85.00 85.00  
 35840 35840  
 968 968  
 87.00 87.00  
 30300 30300  
 08/22/89  
 12/23/89  
 03/31/90  
 11/30/90  
 1AE11  
 4:1  
 3.56  
 0.00  
 -4100 79300  
 160 160  
 11  
 8  
 54  
 40  
 1024  
 0  
 0  
 46  
 CC57 IC/E911  
 8.00

P3B0389  
 EVT1  
 06/29/91  
 06/29/91  
 06/29/91  
 \*\*/\*\*/  
 04/08/91  
 ICC CFBL/OA  
 TLNCCS  
 32300 32300  
 33900 33900  
 30300 30300  
 51000 51000  
 30300 30300  
 60000 60000  
 0  
 85.00 85.00  
 35840 35840  
 968 968  
 87.00 87.00  
 30300 30300  
 02/07/91  
 03/02/91  
 03/26/91  
 06/29/91  
 1AE11  
 4:1  
 3.56  
 0.00  
 79300 79300  
 160 160  
 11  
 8  
 54  
 40  
 1024  
 0  
 0  
 0  
 ICC/CFBL/FAN  
 8.00

P3A8352  
 EVT1  
 03/29/92  
 03/29/92  
 03/29/92  
 \*\*/\*\*/  
 01/04/92  
 OCT  
 TLNCCS  
 32300 32300  
 33900 33900  
 30300 30300  
 51000 51000  
 30300 30300  
 60000 60000  
 0  
 85.00 85.00  
 35840 35840  
 968 968  
 87.00 87.00  
 30300 30300  
 02/22/90  
 04/27/91  
 07/31/91  
 03/29/92  
 1AE11  
 4:1  
 3.64  
 0.00  
 200 200  
 11  
 8  
 54  
 44  
 1024  
 2  
 2  
 150  
 8.00

1995AT1  
 08/22/93  
 08/22/93  
 \*\*/\*\*/  
 \*\*/\*\*/  
 ITRA  
 -27000  
 ORLOFLSA050

JOB CAT. A

M

G

M

T

REPORT: PARTB  
PAGE: 2 OF 2  
BUILDING: ORLD-SAND LAKE  
ENT CUT: 12/04/74

ENTITY: ORLDFLSA3SE  
ENT TERM: 08/22/93

LSDF SYSTEM  
GRAPHIC PART 8 VERSION 1.00  
DATABASE: LIVE

DATE: 01/17/92  
TIME: 20:39:02  
CHART NO.: 30.1  
EQ TYPE: IAES

JOB/ADJ/AT P382196  
EVENT-NUM EVT1  
EVENT-DATE 08/22/93  
RDYSD/TDATE 08/22/93  
REQSD 08/22/93

CAP EXH. \*\*/\*\*/\*\*  
SHIP DATE 07/10/93  
JOB DESC. DISP  
NAL TRANS  
TRANS ENT

LSE1  
NAL CAP SE -32300 0  
TC -33900 0  
LNS -30300 0  
NOS -51000 0  
ML -30300 0

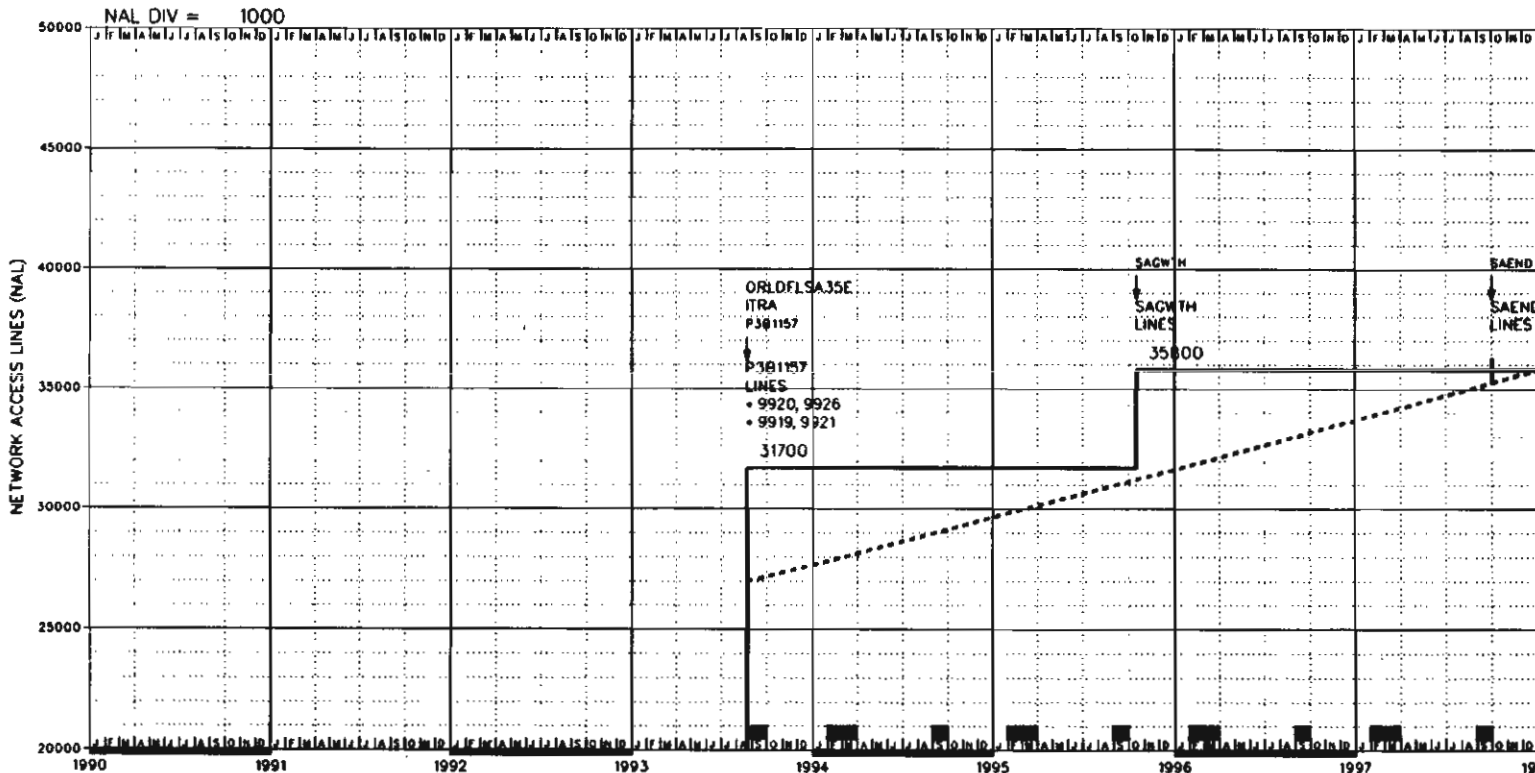
FNTRX CAP -6000 0  
INST. NOS -60000 0  
UAV ASSGN 0  
%FNOS  
INST. LNS -35840 0  
UAV ASSGN -968 0

%TOTAL FILL  
LNCAP IN LNS  
SIZING DATE 03/06/91  
NDO DUE 06/20/92  
TELCO DUE 03/06/93  
TURNOVER 08/22/93

GENERIC SVC  
GENERIC  
CONC RATIO  
ENG LSF  
ENG CCS/NAL  
DESIGN BS

MRAJ 0.00  
PROCESSOR -79300 0  
CAP TRUNK -200 0  
DGTL TK UNIT 0  
LLN/LT/SM/NM -11 0  
LSR/LTS/#/#  
LSH/#/#/L32 -54 0  
TSC/#/TSS/NP -44 0  
TLN/#/#/L64 -1024 0  
TOT FR/SHL 0  
REUSE FR/SHL 0  
GROSS ROOMS 0  
EXT JOB DESC  
%CTOIP

JOB CAT. 0



NOTES:  
 9919 C/DIP FULL IMPLEMENTATION  
 9920 SSP/800 LOCATION  
 9921 RINGMASTER  
 9926 CCS ACCESS CAPABILITY

REASON FOR REISSUE:

DATE OF ISSUE: 01/17/92  
 EXCHANGE: ORLANDO  
 DATABASE: LIVE  
 EQ TYPE: DGTL  
 NXX:  
 345F 351F 352F 354F 356F 363F

BUILDING: ORLDFLSA STATE: FL  
 LATA: ORLD/458  
 COMPANY: SBEL AREA: CEFL  
 DIVISION: SWOR DISTRICT: ORLD  
 EXHAUST: \*\*/\*\*/\*\*  
 CONTACT: ATDECARDENAS  
 NUMBER: UNKNOWN  
 EQ ENGINEER: UNKNOWN

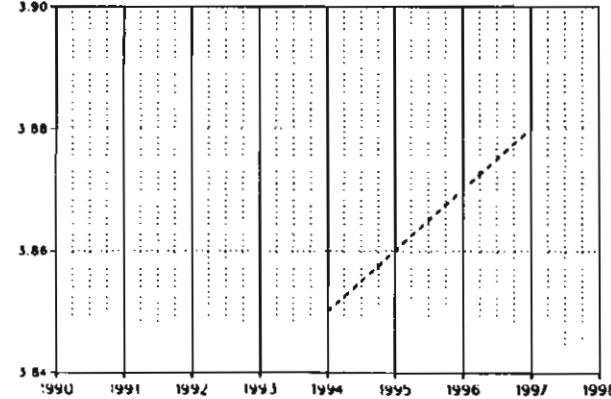
E. A. DATE: 07/09/95  
 DIR CLOSE: 07/24/91  
 DIR DELIVER: 1/04/91  
 NAL FCST: 06/15/91  
 CCS FCST: 08/15/91  
 ENTITY CUT: 08/22/93  
 ENTITY TERM: 12/31/99  
 LATEST NAL SWITCH HOST  
 ENTITY:

CHART:  
 ORLDFLSADSO 30.2

YEAR	1990	1991	1992	1993	1994	1995	1996	1997	1998
NAL					27657 (F)	29639 (F)	31632 (F)	33704 (F)	35801 (F)
LINES					27657	29639	31632	33704	35801
CCS/NAL					3.85	3.86	3.87	3.88	0.00
CCS STATUS									
NAL/LN RATIO					1.00000	1.00000	1.00000	1.00000	1.00000

SVC	1990	1991	1992	JOBNUM	RDYSD	REQSD	SHIP
DTS				P381157	08/22/93	08/22/93	11/14/92
IML				SAGWTH	10/17/95	10/17/95	09/09/95
%IFFM				SAEND	10/01/97	10/01/97	**/**/**



REPORT: PARTB  
 PAGE: 1 OF 1  
 BUILDING: ORLO-SAND LAKE  
 ENT CUT: 08/22/93

ENTITY: ORLOFLSAOSO  
 ENT TERM: 12/31/99

LSOF SYSTEM  
 GRAPHIC PART B VERSION 1.00  
 DATABASE: LIVE

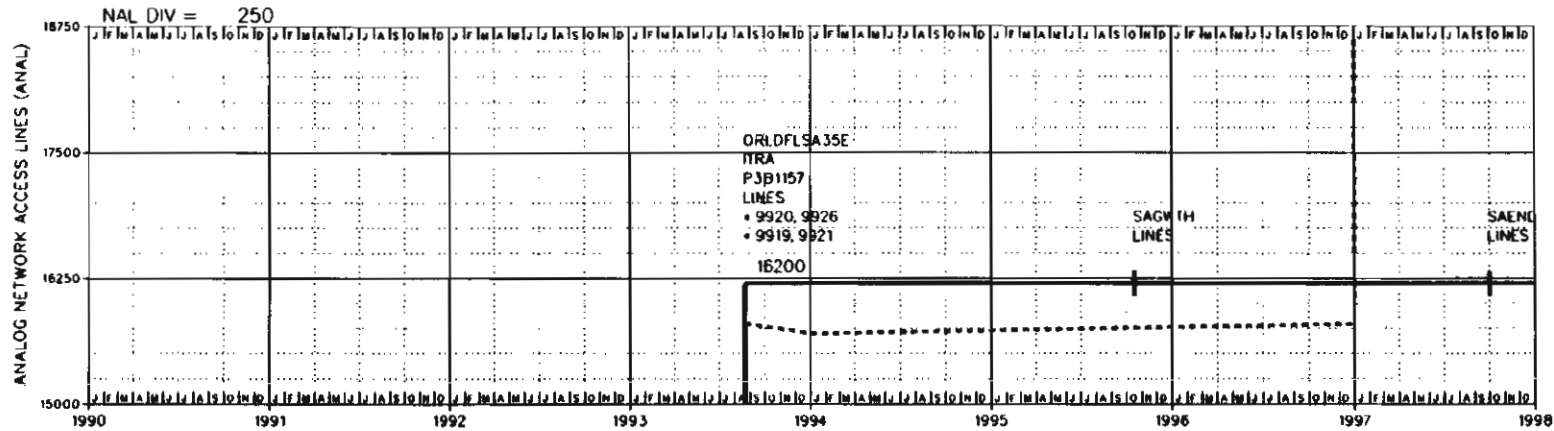
DATE: 01/17/92  
 TIME: 20:39:02  
 CHART NO.: 30.2  
 EQ TYPE: OGTL

JOB/AOJ/AT	199SAT1	P381157	SAGWTH	SAENO
EVENT-NUM		EVT1	EVT1	EVT1
EVENT-DATE	08/22/93	08/22/93	10/17/95	10/01/97
ROYSD/TOATE	08/22/93	08/22/93	10/17/95	10/01/97
REOSO	##/##/##	08/22/93	10/17/95	10/01/97
CAP EXH.	##/##/##	##/##/##	##/##/##	##/##/##
SHIP DATE	##/##/##	11/14/92	09/09/95	##/##/##
JOB DESC.	ITRA	REPL	GA	
NAL TRANS	27000			
TRANS ENT	ORLOFLSA35E			
LSE1				
NAL CAP SE		NTW	NTW	
TC		56000	7000	63000
LNS		56000	7000	63000
NOS		31700	4100	35800
HL		59500		59500
CNTRX CAP		31700	4100	35800
INST. NOS		6000		6000
UAV ASSGN		70000		70000
%FNOS		0		0
INST. LNS		85.00	85.00	
UAV ASSGN		51776	8544	60320
%TOTAL FILL		380		380
LNCAP IN LNS		61.75	59.78	
SIZING DATE		31700	4100	35800
NOD DUE		08/15/91	08/15/91	
TELCO DUE		02/29/92	09/12/94	
TURNOVER		06/27/92	01/11/95	
GENERIC SVC		05/02/93	10/17/95	
GENERIC		SE8	SE8	
CONC RATIO		8:1	8:1	
ENG LSF				
ENG CCS/NAL		3.87	3.89	
DESIGN BS				
MRAJ		25.82	23.49	0.00
PROCESSOR		100000		100000
CAP TRUNK		272	16	288
DGTL TK UNIT		34	2	
LLN/LI/SM/NM		27	3	30
LSR/LIS/=/#		0		0
LSH/=/#/L32		0		0
TSC/=/TSS/NP		216	21	237
TLN/=/#/L64		0		0
TOT FRS/SHL		70	0	
REUSE FR/SHL		0	0	
GROSS ADOONS		4700	0	
EXT JOB DESC				
%CTDIP		8.00	8.00	

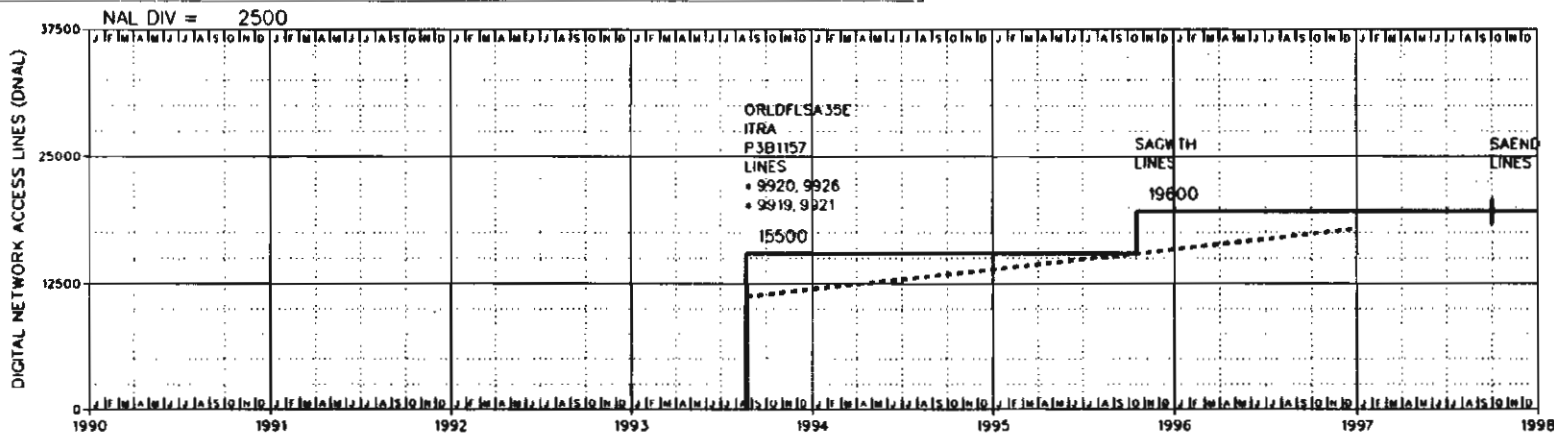
JOB CAT.

I

A



YEAR	1990	1991	1992	1993	1994	1995	1996	1997	1998
NAL					15697 (F)	15729 (F)	15762 (F)	15794 (F)	35801 (F)
ANLG LNS					15697	15729	15762	15794	35801
CCS/NAL					3.85	3.86	3.87	3.88	0.00
ACCS ACTUAL									
NAL/LN RATIO					1.00000	1.00000	1.00000	1.00000	1.00000



YEAR	1990	1991	1992	1993	1994	1995	1996	1997	1998
NAL					11960 (F)	13910 (F)	15876 (F)	17910 (F)	(F)
DGTL CCS/NAL					3.85	3.86	3.87	3.88	0.00
CCS ACTUAL									
SLC SYS					270	309	348	390	
LIBRAN SYS							0		
NAL/LN RATIO					1.00000	1.00000	1.00000	1.00000	

NOTES:  
 9919 CT/DIP FULL IMPLEMENTATION  
 9920 SSP/BOO LOCATION  
 9921 RINGMASTER  
 9926 CCS ACCESS CAPABILITY

REASON FOR REISSUE:

DATE OF ISSUE: 01/17/92  
 EXCHANGE: ORLANDO  
 DATABASE: LIVE  
 EQ TYPE: DCTL  
 ANALOG

BUILDING SWITCH HOST ORLD-SAND LAKE  
 FCST DATE 06/15/91  
 LATEST ANAL -9998998  
 CONTACT ATDECARDENAS  
 CONTACT NO. UNKNOWN  
 EQUIP ENCR UNKNOWN

DIGITAL  
 DLCCST DATE 08/12/91  
 LATEST DNAL -9998998  
 LATEST SLC -9998998  
 LATEST URBN -9998998  
 LATEST D12 -9998998

ENTITY: ORLDFLSADS0 CHART: 30.2



REPORT: PART8

PAGE: 1 OF 1

BUILDING: ORLD-SAND LAKE

ENT CUT: 08/22/93

ENTITY: ORLOFLSADSO

ENT TERM: 12/31/99

LSDF SYSTEM  
DIGITAL PART 8 VERSION 1.00  
DATABASE: LIVE

DATE: 01/17/92

TIME: 20:39:02

CHART NO.: 30.2

EQ TYPE: OGTL

JOB/ROJ/AT	199SAT1	P3B1157	SACWTH	SAENO
EVENT-NUM		EVT1	EVT1	EVT1
EVENT-DATE	08/22/93	08/22/93	10/17/95	10/01/97
ROYSO/TDATE	08/22/93	08/22/93	10/17/95	10/01/97
REQSD	##/##/##	08/22/93	10/17/95	10/01/97
CAP EXH.	##/##/##	##/##/##	##/##/##	##/##/##
SHIP DATE	##/##/##	11/14/92	09/09/95	##/##/##
JOB DESC.	ITRA	REPL	GA	
TRANS ENT	ORLOFLSA35E			

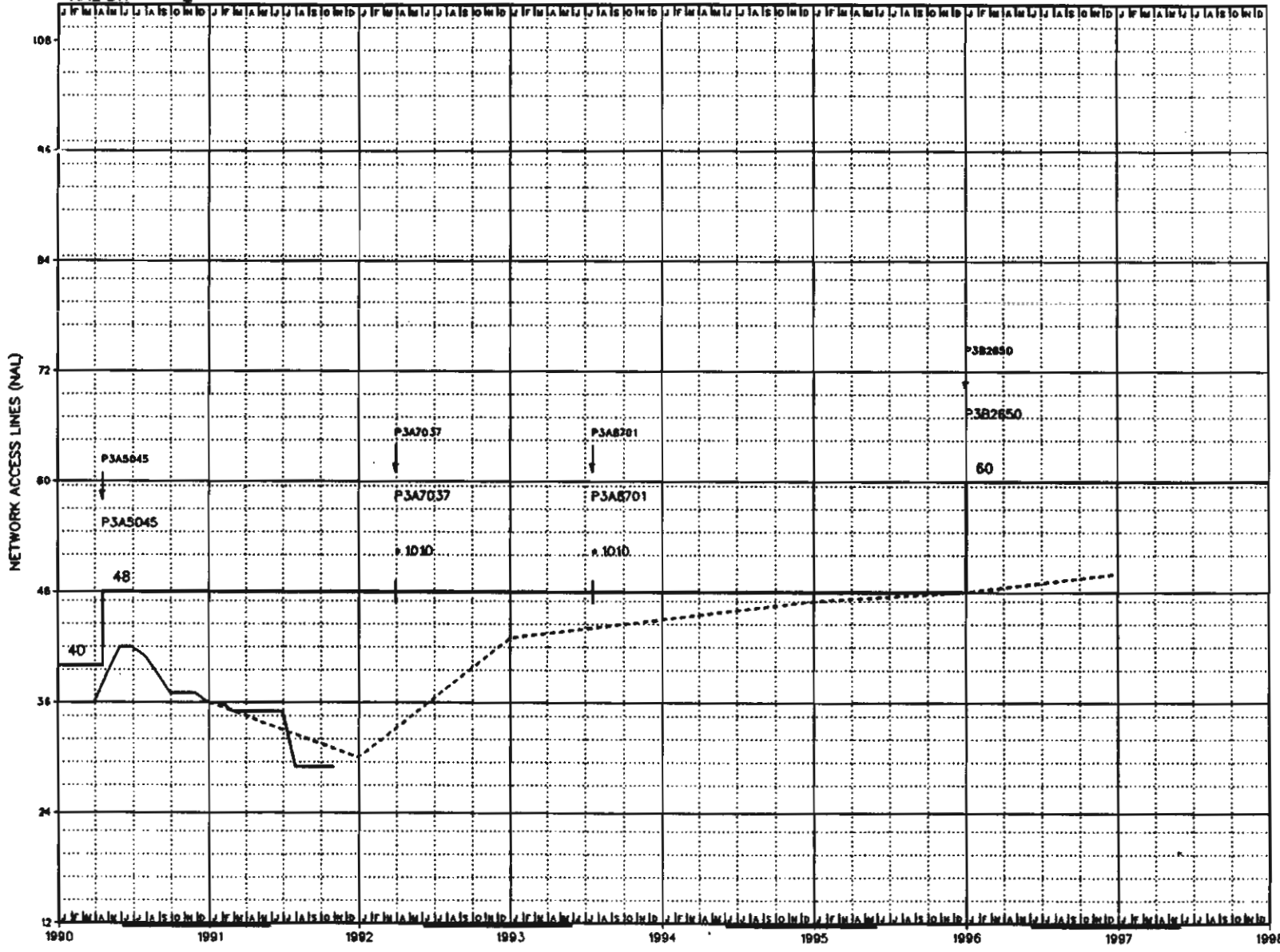
ANALOG SECTION -----

NAL TRANS	15800			
NAL CAP TC		21000	21000	21000
LNS		16200	16200	16200
ML		16200	16200	16200
LINE UNITS			37	37
INST. LNS		18944	18944	18944
URV ASSGN		284	284	284
%FILL		87.00	87.00	
DLNCP LNS		16200	16200	16200
RENG CCS NAL		3.87	3.87	
ANLG DEF LNS		0	0	0
ISDN CAP TC		0	0	0
ISDN CAP LNS		0	0	0
ISDN CAP ML		0	0	0
ISDN LN MOO				
ISDN INS LNS				
ISDN URV LNS				
ISDN %FILL				
ISDN ENG CCS				

DIGITAL SECTION -----

NAL TRANS	11200			
NAL CAP TC		35000	35000	7000
LNS		15500	15500	4100
ML		15500	15500	4100
LINE UNITS			57	72
INST. LNS		32832	32832	8544
URV ASSGN		96	96	41376
%FILL		47.35	47.48	96
DLNCP LNS		15500	15500	4100
DENG CCS NAL		3.87	3.89	19600
CAP SLC SYS		341	341	90
ENG SLC MD 1				431
ENG SLC MD2				
QEF SLC SYS				
CAP URBN SYS				
QEF URBN SYS				
CAP DMS112				
SLC DLU				
URBAN OLU				

NAL DIV = 2



NOTES:  
1010 GENERIC RETROFIT

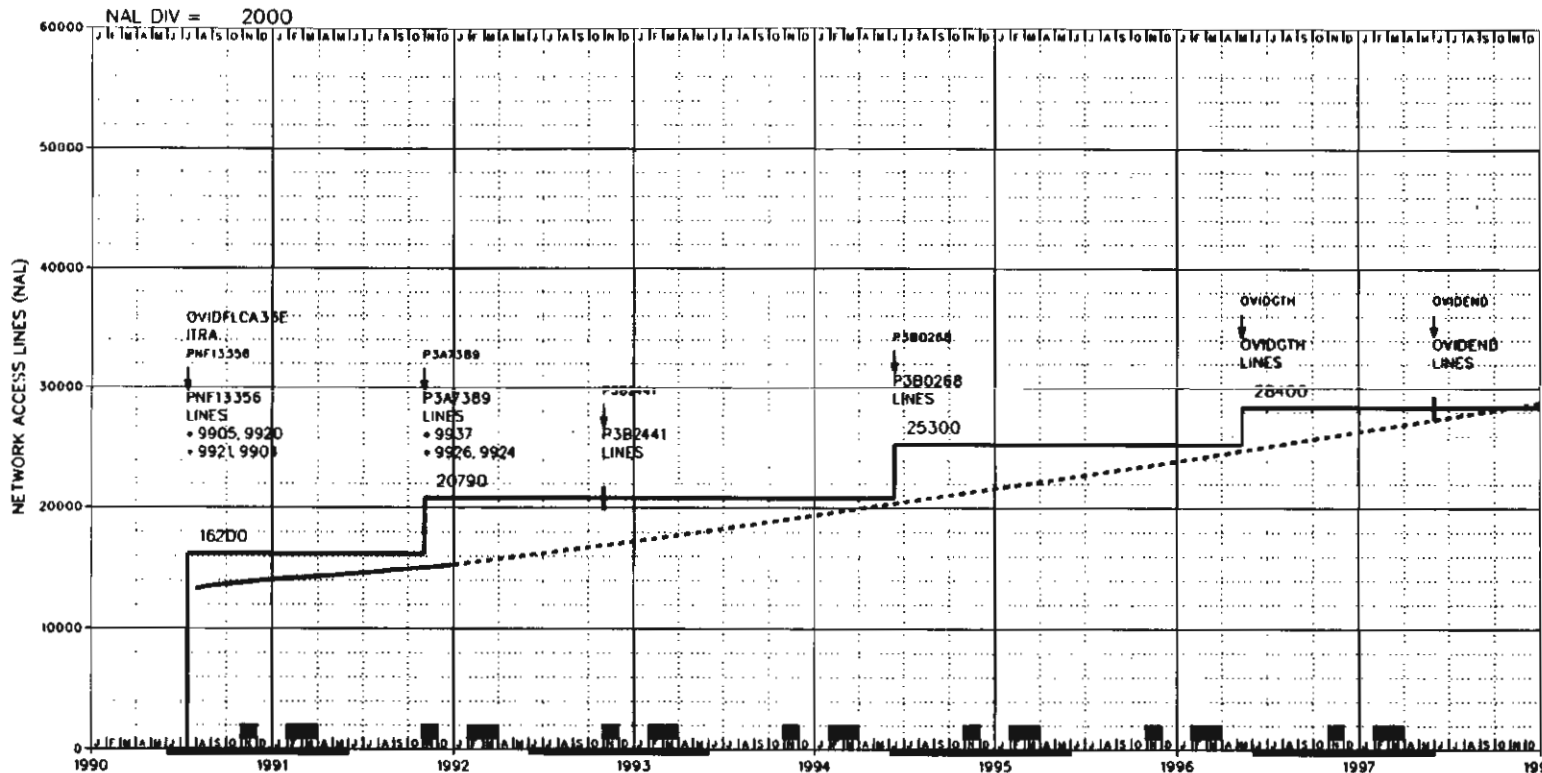
REASON FOR REISSUE:

DATE OF ISSUE: 01/17/92  
 EXCHANGE: ORLANDO  
 DATABASE: LIVE  
 EQ TYPE: STP  
 NXX:

BUILDING: ORLDFLSA STATE: FL  
 LATA: ORLD/458  
 COMPANY: SBEL AREA: CEFL  
 DIVISION: SWOR DISTRICT: ORLD  
 EXHAUST: \*\*/\*\*/\*\*  
 CONTACT: CBNORTON  
 NUMBER: SADAVIS  
 EQ ENGINEER HTGLOVER

E. A. DATE \*\*/\*\*/\*\*  
 DIR CLOSE \*\*/\*\*/\*\*  
 DIR DELIVER \*\*/\*\*/\*\*  
 NAL FCST 02/04/91  
 CCS FCST \*\*/\*\*/\*\*  
 ENTITY CUT 10/21/88  
 ENTITY TERM 12/31/99  
 LATEST NAL SWITCH HOST 29

ENTITY: ORLDFLSA21W CHART: 30.3



NOTES:  
 9904 CCS7 TRUNK SIGNALING  
 9905 TOUCHSTAR PHASE I  
 9920 SSP/800 LOCATION  
 9921 RINGMASTER  
 9924 TOUCHSTAR PHASE II  
 9926 CCS ACCESS CAPABILITY  
 9937 CARRIER IDENT. CODE (CIC) EXPAN. (FG B)

REASON FOR REISSUE:  
 3717 OVIDCA-84 S CENTRAL AVE

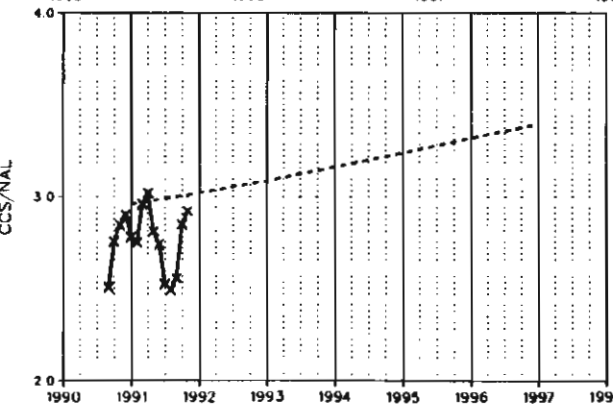
DATE OF ISSUE: 01/17/92  
 EXCHANGE: OVIEDO  
 DATABASE: LIVE  
 EO TYPE: 5ES  
 NXX:  
 365 366

BUILDING: OVIDFLCA STATE: FL  
 LATA: ORLD/458  
 COMPANY: SBEL AREA: CEFL  
 DIVISION: SWOR DISTRICT: ORLD  
 EXHAUST: \*\*/\*\*/\*\*  
 CONTACT: CRSMOOTH  
 NUMBER: RJRAINES  
 EQ ENGINEER: MSKOCHAN

E. A. DATE: 06/23/90  
 DIR CLOSE: 07/24/91  
 DIR DELIVER: 11/04/91  
 NAL FCST: 06/15/91  
 CCS FCST: 08/15/91  
 ENTITY CUT: 07/14/90  
 ENTITY TERM: 12/31/10  
 LATEST NAL: 15286  
 SWITCH HOST

ENTITY: CHART:  
 OVIDFLCDSO 32.2

YEAR	1990	1991	1992	1993	1994	1995	1996	1997	1998
NAL	0 (F)	14050 (A)	15286 (A)	17223 (F)	19374 (F)	21596 (F)	23898 (F)	26380 (F)	28778 (F)
LINES	0	14050	15286	17223	19374	21596	23898	26380	28778
CCS/NAL	0.00	2.96	3.02	3.09	3.17	3.24	3.32	3.40	
CCS STATUS		A							
NAL/LN RATIO		1.00000	1.00000	1.00000	1.00000	1.00000	1.00000	1.00000	1.00000
SVC	1990		1991		1992				
DTS	07/28/89	07/28/89	07/28/89	07/28/89	07/28/89	07/28/89	07/28/89	07/28/89	07/28/89
IML									
%IFFM									
JOBNUM	RDYSD	REQSD	SHIP						
PNF13356	07/14/90	07/14/90	12/09/89						
P3A7389	11/03/91	11/03/91	06/29/91						
P3B2441	11/01/92	11/01/92	07/18/92						
P3B0268	06/12/94	06/12/94	01/29/94						
OVIDGTH	05/12/96	05/12/96	12/30/95						
OVIDEND	06/01/97	06/01/97	**/**/**						



REPORT: PART 8  
 PAGE: 1 OF 2  
 BUILDING: OVIE00  
 ENT CUT: 07/14/90

ENTITY: OYIOFLCA050  
 ENT TERM: 12/31/10

LSOF SYSTEM  
 GRAPHIC PART 8 VERSION 1.00  
 DATABASE: LIVE

DATE: 01/17/92  
 TIME: 20:39:02  
 CHART NO.: 32.2  
 EQ TYPE: SES

JOB/ADJ/AT	1990AT1	PNF13356	P3A7389	P382441	P380268	OVI0GTH
EVENT-NUM		EVT1	EVT1	EVT1	EVT1	EVT1
EVENT-DATE	07/14/90	07/14/90	11/03/91	11/01/92	06/12/94	05/12/96
ROYSO/TOATE	07/14/90	07/14/90	11/03/91	11/01/92	06/12/94	05/12/96
REQSO	##/##/##	07/14/90	11/03/91	11/01/92	06/12/94	05/12/96
CAP EXH.	##/##/##	##/##/##	##/##/##	##/##/##	##/##/##	##/##/##
SHIP DATE	##/##/##	12/09/89	06/29/91	07/18/92	01/29/94	12/30/95
JOB OESC.	ITRA	REPL	GA	GA	GA	
NAL TRANS	13360					
TRANS ENT	OVIDFLCA36E					
LSEI		NTW	NTW	NTW	NTW	NTW
NAL CAP SE		21600 21600	4200 25800	25800 25800	3000 28800	700 29500
TC		21600 21600	4200 25800	25800 25800	3000 28800	700 29500
LNS		16200 16200	4590 20790	20790 20790	4510 25300	3100 28400
NOS		17000 17000	8500 25500	25500 25500	4510 25500	8500 34000
ML		16200 16200	4590 20790	20790 20790	4510 25300	3100 28400
CNTRX CAP		200 200	200 200	200 200	200 200	200 200
INST. NOS		20000 20000	10000 30000	30000 30000	30000 30000	10000 40000
UAV ASSGN		0	0	0	0	0
%FNOS		85.00	85.00	85.00	85.00	85.00
INST. LNS		22656 22656	4032 26688	26688 26688	5184 31872	5760 37632
UAV ASSGN		211	211	211	211	211
%TOTAL FILL		72.21	78.55	78.55	79.93	75.91
LNCAP IN LNS		16200 16200	4590 20790	20790 20790	4510 25300	3100 28400
SIZING DATE		11/11/88	08/06/90	10/18/91	08/22/91	
NDO DUE		03/04/89	09/25/90	12/21/91	04/23/93	
TELCO DUE		07/01/89	01/05/91	02/22/92	08/07/93	
TURNOVER		05/17/90	11/03/91	11/01/92	01/29/94	
GENERIC SVC		5E5	5E6	5E7	5E9	5E10
CONC RATIO		8:1	8:1	8:1	8:1	
ENG LSF						
ENG CCS/NAL		3.37	3.58	3.58	3.65	3.72
DESIGN BS						
MRAJ		15.67	31.28	19.32	23.00	12.65
PROCESSOR		300000 300000	300000 300000	300000 300000	300000 300000	300000 300000
CAP TRUNK		96 96	8 104	104 104	16 120	24 144
OGTL TK UNIT		12	1	0	2	1
LLN/LT/SM/NM		12 12	1 13	13	1 14	1 14
LSR/LTS/##				0	0	
LSH/##/L32		0	0	0	0	0
TSC/##/T55/NP		88 88	8 96	96	4 100	100
TLN/##/L64		0	0	0	0	0
TOT FR5/SHL		47	6	0	2	
REUSE FR/SHL		0	0	0	0	
GROSS ADONS		4077	130	0	348	
EXT JOB OESC		REPL 2BE/SWI	GEN/TRUNKS	FEATURES	TRUNKS	
%CTOIP		5.70	5.70	5.70	5.70	5.70
JOB CAT.		I	A	A	A	A

REPORT: PARTB  
PAGE: 2 OF 2  
BUILDING: OVIDEO  
ENT CUT: 07/14/90

ENTITY: OVIDFLCAOSO  
ENT TERM: 12/31/10

LSDF SYSTEM  
GRAPHIC PART B VERSION 1.00  
DATABASE: LIVE

DATE: 01/17/92  
TIME: 20:39:02  
CHART NO.: 32.2  
EQ TYPE: SES

JOB/ADJ/AT OVIDEND  
EVENT-NUM EVT1  
EVENT-DATE 06/01/97  
RDYSD/TDATE 06/01/97  
REQSD 06/01/97

CAP EXH.        ##/##/##  
SHIP DATE       ##/##/##  
JOB DESC.  
NAL TRANS  
TRANS ENT

LSEI            NTH  
NAL CAP SE       29500  
          TC       29500  
          LNS       28400  
          NOS       34000  
          ML        28400

CNTRX CAP       200  
INST. NOS       40000  
UAV ASSGN       0  
          %FNOS     85.00

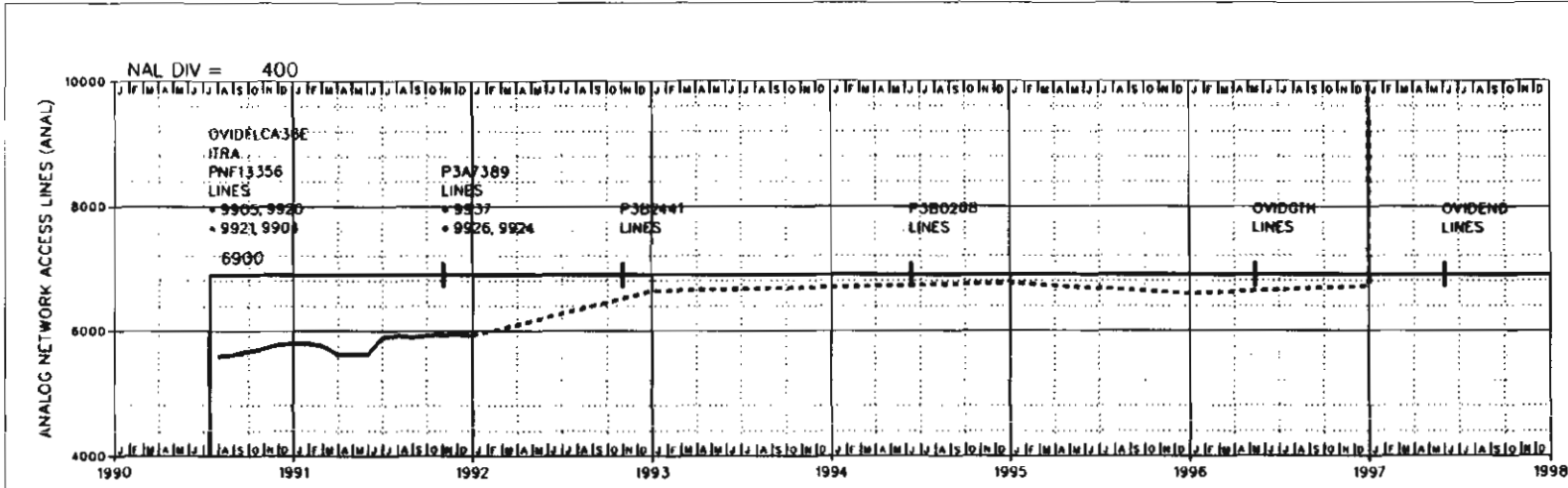
INST. LNS       37632  
UAV ASSGN       211  
%TOTAL FILL     75.91  
LNCAP IN LNS    28400

SIZING DATE  
NOO DUE  
TELCO DUE  
TURNOVER  
GENERIC SVC  
GENERIC  
CONC RATIO  
ENG LSF  
ENG CCS/NAL     3.72  
DESIGN BS  
MRAJ            0.00

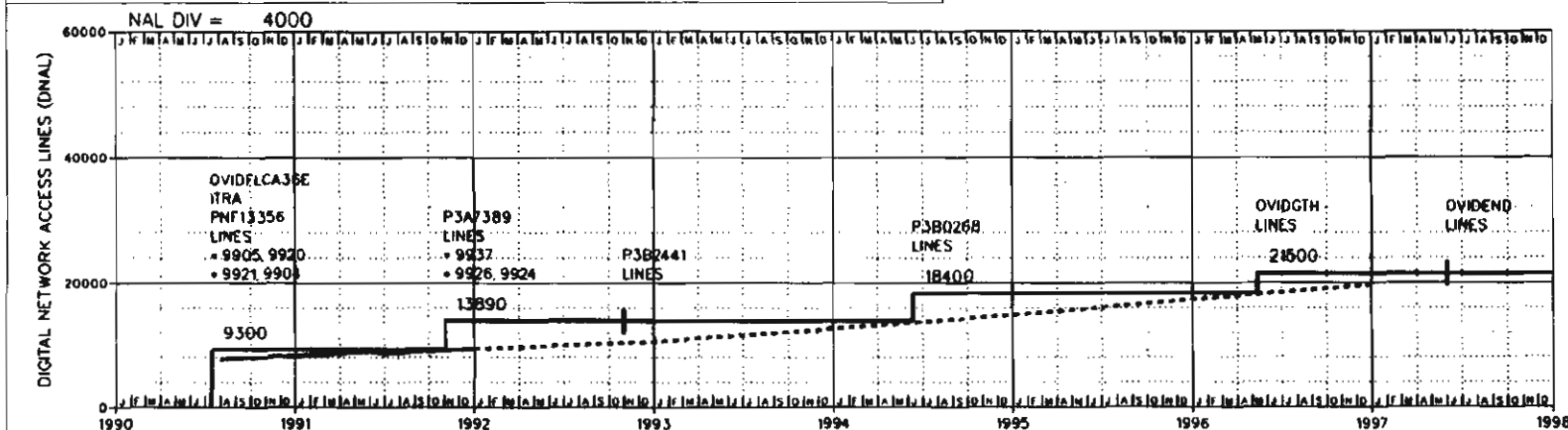
PROCESSOR       300000  
CAP TRUNK       144  
DCTL TK UNIT  
LLN/LT/SM/NM    14  
LSR/LTS/##/##  
LSH/##/##/L32   0  
TSC/##/TSS/NP   100  
TLN/##/##/L64   0

TOT FR5/SHL 0  
REUSE FR/SHL 0  
GROSS ROOMS 0  
EXT JOB OESC  
%CTDIP          5.70

JOB CAT.



YEAR	1990	1991	1992	1993	1994	1995	1996	1997	1998
NAL	0 (F)	5790 (A)	5918 (A)	6640 (F)	6700 (F)	6764 (F)	6598 (F)	6715 (F)	28778 (F)
ANLG LNS	0	5790	5918	6640	6700	6764	6598	6715	28778
CCS/NAL	0.00	2.74	2.79	2.85	2.91	2.97	3.03	3.09	
CCS ACTUAL		A							
NAL/LN RATIO		1.00000	1.00000	1.00000	1.00000	1.00000	1.00000	1.00000	1.00000



YEAR	1990	1991	1992	1993	1994	1995	1996	1997	1998
NAL	0 (F)	8260 (A)	9368 (A)	10583 (F)	12624 (F)	14832 (F)	17300 (F)	19665 (F)	(F)
DGTL CCS/NAL	0.00	3.31	3.37	3.24	3.30	3.37	3.43	3.50	
CCS ACTUAL		A							
SLC SYS		124	129	165	182	208	237	267	
URBAN SYS		0							
NAL/LN RATIO		1.00000	1.00000	1.00000	1.00000	1.00000	1.00000	1.00000	1.00000

NOTES:  
 9904 CCS7 TRUNK SIGNALING  
 9905 TOUCHSTAR PHASE I  
 9920 SSP/800 LOCATION  
 9921 RINGMASTER  
 9924 TOUCHSTAR PHASE II  
 9926 CCS ACCESS CAPABILITY  
 9937 CARRIER IDENT. CODE (CIC) EXPAN. (FC B)

REASON FOR REISSUE:  
 3717 OVIDCA-84 S CENTRAL AVE

DATE OF ISSUE: 01/17/92  
 EXCHANGE: OVIDO  
 DATABASE: LIVE  
 EQ TYPE: 5ES

ANALOG

BUILDING SWITCH HOST: OVIDO  
 FCST DATE: 06/15/91  
 LATEST ANAL: 5918  
 CONTACT: CRSMOOT  
 CONTACT NO.: RJRAINES  
 EQUIP ENCR: MSKOCHAN

DIGITAL

DLCFCST DATE: 08/12/91  
 LATEST DNAL: 9368  
 LATEST SLC: 129  
 LATEST URBAN: 0  
 LATEST D112: 0

ENTITY: OVIDFLCADS0  
 CHART: 32.2



REPORT: PARTB  
PAGE: 2 OF 2  
BUILDING: OVIE00  
ENT CUT: 07/14/90

ENTITY: OV10FLCAOSO  
ENT TERM: 12/31/10

LSOF SYSTEM  
DIGITAL PART B VERSION 1.00  
DATABASE: LIVE

DATE: 01/17/92  
TIME: 20:39:02  
CHART NO.: 32.2  
EQ TYPE: SES

JOB/AOJ/AT OV10END  
EVENT-NUM EVT1  
EVENT-DATE 06/01/97  
ROYSD/TDATE 06/01/97  
REQSO 06/01/97

CAP EXH.        \*\*/\*\*/\*\*  
SHIP DATE       \*\*/\*\*/\*\*  
JOB DESC.  
TRANS ENT

ANALOG SECTION -----

NAL TRANS		
NAL CAP TC		7500
LNS		6900
ML		6900
LINE UNITS		15
INST. LNS		7680
URV ASSGN		115
ZFILL	91.30	
ALNCAP LNS		6900
ENG CCS NAL	3.09	
ANLG DEF LNS		0
ISON CAP TC		0
ISON CAP LNS		0
ISON CAP ML		0
ISON LN MOD		
ISON INS LNS		
ISON URV LNS		
ISON ZFILL		
ISON ENG CCS		

DIGITAL SECTION -----

NAL TRANS		
NAL CAP TC		22000
LNS		21500
ML		21500
LINE UNITS		52
INST. LNS		29952
URV ASSGN		96
ZFILL	72.01	
OLNCAP LNS		21500
ENG CCS NAL	3.50	
CAP SLC SYS		311
ENG SLC MD 1		
ENG SLC MD2		
OFF SLC SYS		0
CAP URBN SYS		0
DEF URBN SYS		0
CAP DMS112		
SLC DLU		52
URBAN DLU		0





REPORT: PART B  
 PAGE: 1 OF 2  
 BUILDING: PALM COAST  
 ENT CUT: 10/31/87

ENTITY: PLCSFLMA0S0  
 ENT TERM: 12/31/99

LSOF SYSTEM  
 GRAPHIC PART B VERSION 1.00  
 DATABASE: LIVE

DATE: 01/17/92  
 TIME: 20:39:02  
 CHART NO.: 33.0  
 EQ TYPE: 0100

JOB/ADJ/AT	P3A3211	1990AT2	P3A6068	P3A7040	P3B1527	P3B0272
EVENT-NUM	EVT1		EVT1	EVT1	EVT1	EVT1
EVENT-DATE	06/17/90	06/30/90	12/23/90	05/03/91	07/12/92	05/01/94
RDY50/TOATE	06/17/90	06/30/90	12/23/90	05/03/91	07/12/92	05/01/94
REQ50	06/17/90	###/###/###	12/23/90	05/03/91	07/12/92	05/01/94
CAP EXH.	###/###/###	###/###/###	###/###/###	###/###/###	###/###/###	###/###/###
SHIP DATE	01/26/90	###/###/###	09/28/90	01/04/91	05/01/92	01/21/94
JOB DESC.	GA	ANOC	GA	GA	GEN	GA
NAL TRANS		PLCSFLMA0S0				
TRANS ENT						
LSEI	NTW		NTW			NTW
NAL CAP SE	64100 92800		18600 111400		111400	21400 132800
TC	64100 92800		18600 111400		111400	21400 132800
LNS	1430 11290		860 12150	3330 15480	15480	2750 18230
NOS			16800	16800	16800	8500 25300
ML	1430 11290		860 12150	3330 15480	15480	2750 18230
CNTRX CAP	1000 1000		1000	1000	1000	1000
INST. NOS	20000		20000	20000	20000	10000 30000
URV ASSGN	250		250	250	250	250
%FNOS	85.00		85.00	85.00	85.00	85.00
INST. LNS	4896 21952		3792 25744	1536 27280	27280	2400 29680
URV ASSGN	221		221	221	221	221
%TOTAL FILL	51.99		47.64	57.24	57.24	61.91
LNCAP IN LNS	1430 11290		860 12150	3330 15480	15480	2750 18230
SIZING DATE	12/02/88		02/23/90	02/23/90	07/09/91	08/20/91
NOD DUE	05/27/89		03/17/90	05/19/90	01/04/92	06/05/93
TELCO DUE	10/13/89		06/29/90	08/20/90	03/13/92	09/17/93
TURNOVER	06/15/90		12/21/90	05/03/91	07/10/92	04/29/94
GENERIC SVC						
GENERIC	8CS-30		8CS-30	8CS-31	8CS-33	8CS-36
CONC RATIO	3		3	3	3	3
ENG LSF						
ENG CCS/NAL	1.89		1.89	1.92	1.92	1.92
DESIGN BS						
MRAJ	6.21		4.30	35.94	0.00	25.07
PROCESSOR	34500		84500	84500	84500	84500
CAP TRUNK	40		40	60	60	80
OCIL TK UNIT 0			0	0	0	0
LLN/LT/SH/NM 2	5		5	5	5	5
LSR/LTS/###			0	0	0	0
LSH/###/L32	0		0	0	0	0
TSC/###/TSS/NP 150	282		282	294	294	294
TLN/###/L64	130		130	130	130	130
TOT FR/SHL 6			3	4	0	3
REUSE FR/SHL 0			0	0	0	0
GROSS AODNS 432			380	468	0	300
EXT JOB DESC			GEN	GA/ECORE	GENERIC/CIC	GA/TRUNKS
%CTOIP 6.60			6.60	6.60	6.60	6.60

JOB CAT. A

A

A

G

A

REPORT: PARTB  
 PAGE: 2 OF 2  
 BUILDING: PALM COAST  
 ENT CUT: 10/31/87

ENTITY: PLCSFLMAOSD  
 ENT TERM: 12/31/99

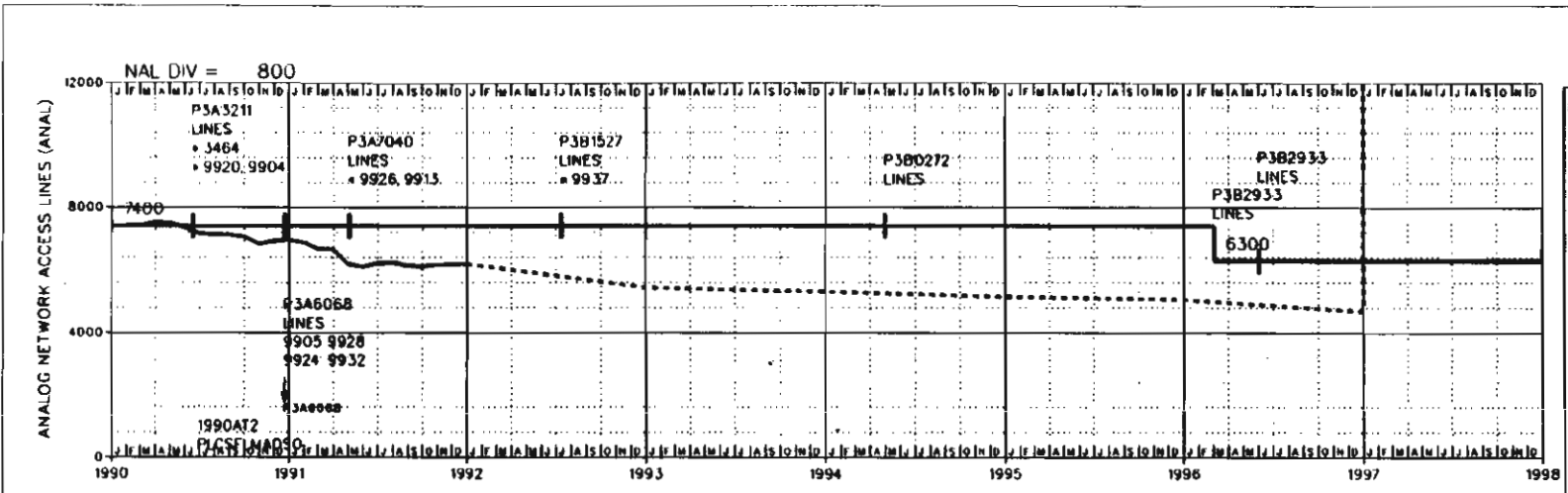
LSDF SYSTEM  
 GRAPHIC PART B VERSION 1.00  
 DATABASE: LIVE

DATE: 01/17/92  
 TIME: 20:39:02  
 CHART NO.: 33.0  
 EQ TYPE: 0100

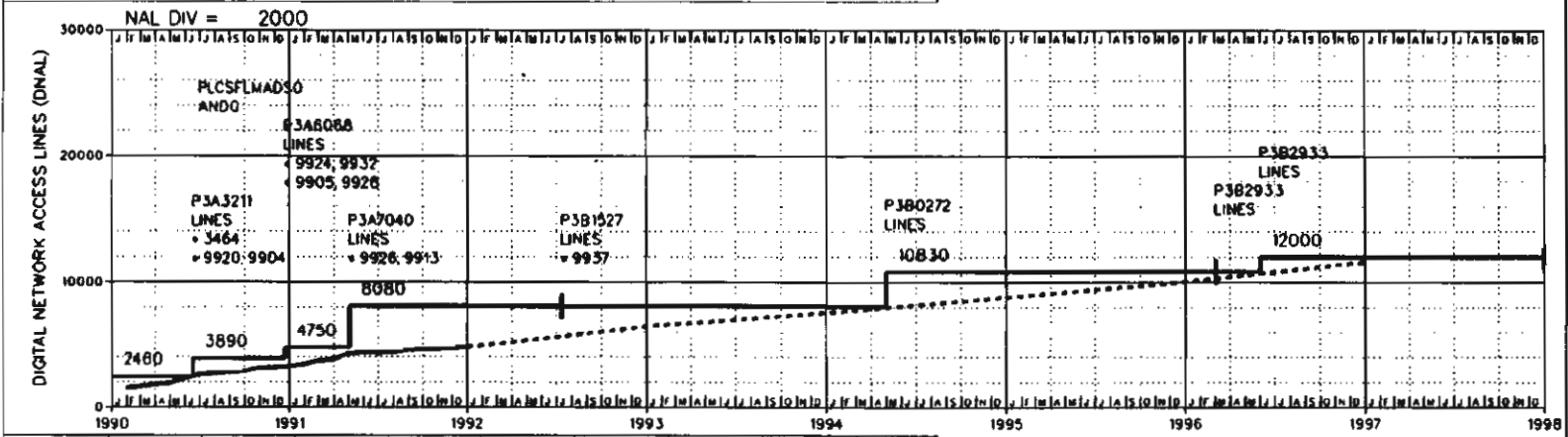
JOB/ADJ/AT	P382933	P382933	PLCSEND
EVENT-NUM	EVT1	EVT2	EVT1
EVENT-DATE	03/03/96	06/02/96	10/02/98
ROYSO/TDATE	06/02/96	06/02/96	10/02/98
REQSO	06/02/96	06/02/96	10/02/98
CAP EXH.	##/##/##	##/##/##	##/##/##
SHIP DATE	##/##/##	02/24/96	##/##/##
JOB DESC.	DISP	GA	GA
NAL TRANS			
TRANS ENT			
LSEI	NTW	NTW	NTW
NAL CAP SE			
TC	132800	132800	132800
LNS	-1100 17130	1170 18300	18300
NOS	25300	25300	25300
ML	-1100 17130	1170 18300	18300
CNTRX CAP	1000	1000	1000
INST. NOS	30000	30000	30000
UAV ASSGN	250	250	250
%FNOS	85.00	85.00	85.00
INST. LNS	-1280 28400	1440 29840	29840
UAV ASSGN	-19 202	202	202
%TOTAL FILL	60.64	61.64	61.64
LNCAP IN LNS	-1100 17130	1170 18300	18300
SIZING DATE	12/04/91	12/04/91	
NOO OUE	07/15/95	07/15/95	
TELCO OUE	11/11/95	11/11/95	
TURNOVER	05/31/95	05/31/95	
GENERIC SVC			
GENERIC	BCS-37	BCS-37	BCS-37
CONC RATIO			
ENG LSF			
ENG CCS/NAL	1.92	1.92	1.92
DESIGN BS			
MRAJ	2.99	27.99	0.00
PROCESSOR	84500	84500	84500
CAP TRUNK	80	80	80
OGTL TK UNIT 0			
LLN/LI/SH/NM	0	0	0
LSR/LTS/##/##	5	5	5
LSH/##/##/L32	0	0	0
TSC/##/##/TSS/NP 12	306	6 312	312
ILN/##/##/L64 -20	110	110	110
TOT FRS/SHL 0		0	0
REUSE FR/SHL 0		0	0
GROSS ADDNS 0		200	0
EXT JOB DESC			
%CTDIP			

JOB CAT. 0

A



YEAR	1990	1991	1992	1993	1994	1995	1996	1997	1998
NAL	7335 (A)	6955 (A)	6193 (A)	5442 (F)	5313 (F)	5149 (F)	5059 (F)	4684 (F)	17689 (F)
ANAL LNS	7335	6955	6193	5442	5313	5149	5059	4684	17689
CCS/NAL	2.02	1.83	1.84	1.85	1.86	1.87	1.88	1.89	
CCS ACTUAL	A	A							
NAL/LN RATIO	1.00000	1.00000	1.00000	1.00000	1.00000	1.00000	1.00000	1.00000	1.00000



YEAR	1990	1991	1992	1993	1994	1995	1996	1997	1998
NAL	1511 (A)	3230 (A)	4782 (A)	6462 (F)	7561 (F)	8806 (F)	10028 (F)	11609 (F)	(F)
DNAL	1511	3230	4782	6462	7561	8806	10028	11609	
CCS/NAL	2.36	1.86	1.89	1.91	1.93	1.95	1.97	1.99	
CCS ACTUAL	A	A							
SLC SYS	19	31	27	52	56	63	75	93	
URBAN SYS	4	21	19	21	21	21	21	21	
NAL/LN RATIO	1.00000	1.00000	1.00000	1.00000	1.00000	1.00000	1.00000	1.00000	1.00000

- NOTES:
- 3464 ADVANCE LINES
  - 9904 CCS7 TRUNK SIGNALING
  - 9905 TOUCHSTAR PHASE I
  - 9913 SUPERNODE PROCESSOR
  - 9920 SSP/800 LOCATION
  - 9924 TOUCHSTAR PHASE II
  - 9926 CCS ACCESS CAPABILITY
  - 9928 ONA REQUIREMENTS
  - 9932 100% AMA RECORDING (CIC) EXPAN. (FG B)
  - 9937 CARRIER IDENT. CODE
  - 3297 MODE II SLC INTRODUCED IN 1991

REASON FOR REISSUE:  
3459 PLCSMA-5 CLUBHOUSE DR

DATE OF ISSUE: 01/17/92  
 EXCHANGE: PALM COAST  
 DATABASE: LIVE  
 EQ TYPE: D100  
**ANALOG**  
 BUILDING SWITCH HOST: PALM COAST  
 FCST DATE: 01/31/91  
 LATEST ANAL: 6188  
 CONTACT: FDJAMAL  
 CONTACT NO.: SADAVIS  
 EQUIP ENGR: HIGLOVER  
**DIGITAL**  
 OLCFCST DATE: 08/12/91  
 LATEST DNAL: 4711  
 LATEST SLC: 27  
 LATEST URBAN: 19  
 LATEST D112: 0

ENTITY: PLCSFLMADSO  
 CHART: 33.0

REPORT: PART B  
 PAGE: 1 OF 2  
 BUILDING: PALM COAST  
 ENT CUT: 10/31/87

ENTITY: PLCSFLMAOSO  
 ENT TERM: 12/31/99

LSOF SYSTEM  
 DIGITAL PART B VERSION 1.00  
 DATABASE: LIVE

DATE: 01/17/92  
 TIME: 20:39:02  
 CHART NO.: 33.0  
 EQ TYPE: 0100

JOB/NOJ/AT	P3A3211	1990AT2	P3A6068	P3A7040	P3B1S27	P3B0272
EVENT-NOJ	EVT1		EVT1	EVT1	EVT1	EVT1
EVENT-DATE	06/17/90	06/30/90	12/23/90	05/03/91	07/12/92	05/01/94
ROYSO/TORTE	06/17/90	06/30/90	12/23/90	05/03/91	07/12/92	05/01/94
REQSO	06/17/90	06/30/90	12/23/90	05/03/91	07/12/92	05/01/94
CAP EXH.	01/26/90	09/28/90	01/04/91	05/01/92	01/21/94	
SHIP DATE	GA	PLCSFLMAOSO	GA	GA	GEN	GA
JOB DESC.						
TRANS ENT						

ANALOG SECTION -----

NAL TRANS	17600	17600	17600	17600	17600	17600
NAL CAP TC	17600	17600	17600	17600	17600	17600
LNS	7400	7400	7400	7400	7400	7400
ML	7400	7400	7400	7400	7400	7400
LINE UNITS	13	13	13	13	13	13
INST. LNS	8320	8320	8320	8320	8320	8320
URV ASSGN	125	125	125	125	125	125
ZFILL	90.40	90.40	90.40	90.40	90.40	90.40
ALNCAP LNS	7400	7400	7400	7400	7400	7400
DENG CCS NAL	1.88	2.07	1.88	1.90	1.91	
ANLG DEF LNS	0	0	0	0	0	0
ISON CAP TC	0	0	0	0	0	0
ISON CAP LNS	0	0	0	0	0	0
ISON CAP ML	0	0	0	0	0	0
ISON LN MOD	0	0	0	0	0	0
ISON INS LNS	0	0	0	0	0	0
ISON URV LNS	0	0	0	0	0	0
ISON ZFILL	0	0	0	0	0	0
ISON ENG CCS	0	0	0	0	0	0

DIGITAL SECTION -----

NAL TRANS	75200	75200	18600	93800	93800	93800	21400	115200
NAL CAP TC	75200	75200	18600	93800	93800	93800	21400	115200
LNS	3890	3890	860	4750	3330	8080	2750	10830
ML	3890	3890	860	4750	3330	8080	2750	10830
LINE UNITS	12	12	16	16	20	20	22	22
INST. LNS	13632	13632	3792	17424	1536	18960	2400	21360
URV ASSGN	96	96	96	96	96	96	96	96
ZFILL	28.74	27.41	27.41	42.83	42.83	42.83	50.93	50.93
DLNCAP LNS	3890	3890	860	4750	3330	8080	2750	10830
DENG CCS NAL	1.30	2.38	2.38	2.15	2.19	2.19	2.21	2.21
CAP SLC SYS	-4	31	12	43	16	59	25	84
ENG SLC MD 1	0	0	0	0	0	0	0	0
ENG SLC MD2	0	0	0	0	0	0	0	0
DEF SLC SYS	0	0	0	0	0	0	0	0
CAP URBAN SYS	10	20	5	25	5	25	2	25
DEF URBAN SYS	0	0	0	0	0	0	0	0
CAP OMS112	0	0	0	0	0	0	0	0
SLC OLU	0	0	0	0	15	15	15	17
URBAN OLU	0	0	0	0	5	5	5	5

REPORT: PARTB  
 PAGE: 2 OF 2  
 BUILDING: PALM COAST  
 ENT CUT: 10/31/87

ENTITY: PLCSFLMADSO  
 ENT TERM: 12/31/99

LSDF SYSTEM  
 DIGITAL PART 8 VERSION 1.00  
 DATABASE: LIVE

DATE: 01/17/92  
 TIME: 20:39:02  
 CHART NO.: 33.0  
 EQ TYPE: 0100

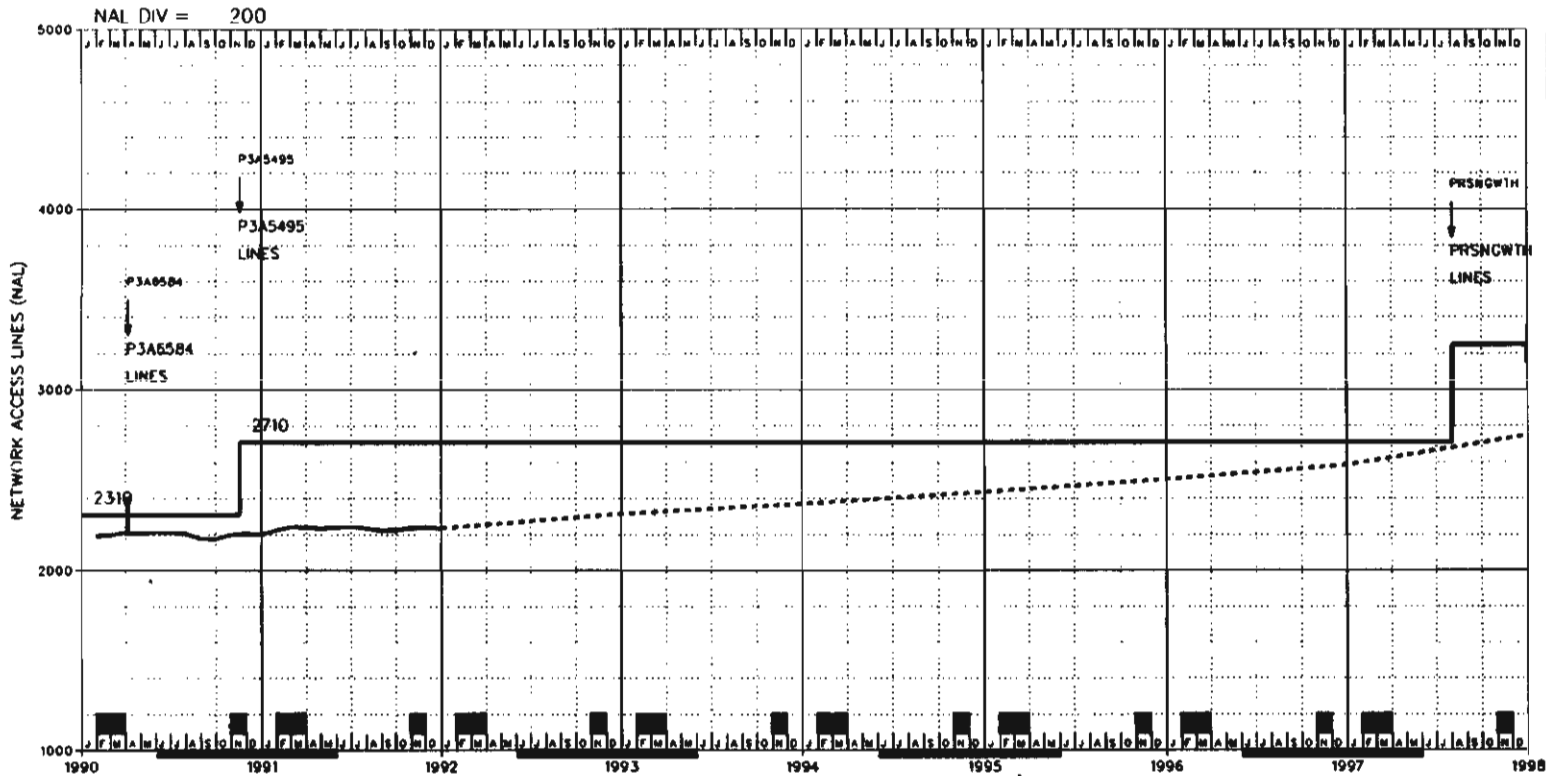
JOB/ROJ/AT	P382933	P382933	PLCSEND
EVENT-NUM	EVT1	EVT2	EVT1
EVENT-DATE	03/03/96	06/02/96	10/02/98
RDYSD/TDATE	06/02/96	06/02/96	10/02/98
REQSD	06/02/96	06/02/96	10/02/98
CAP EXH.	##/##/##	##/##/##	##/##/##
SHIP DATE	##/##/##	02/24/96	##/##/##
JOB DESC.	OISP	GA	GA
TRANS ENT			

ANALOG SECTION -----

NAL TRANS				
NAL CAP TC		17600	17600	17600
LNS	-1100	6300	6300	6300
ML	-1100	6300	6300	6300
LINE UNITS		11	11	11
INST. LNS	-1280	7040	7040	7040
UAV ASSGN	-19	106	106	106
ZFILL	90.40		90.40	
ALNCAP LNS	-1100	6300	6300	6300
AEENG CCS NAL	1.91		1.92	
ANLG DEF LNS		0	0	0
ISON CAP TC		0	0	0
ISON CAP LNS		0	0	0
ISON CAP ML		0	0	0
ISON LN MOD				
ISON LNS LNS				
ISON UAV LNS				
ISON ZFILL				
ISON ENG CCS				

DIGITAL SECTION -----

NAL TRANS				
NAL CAP TC		115200	115200	115200
LNS		10830	1170	12000
ML		10830	1170	12000
LINE UNITS		22		25
INST. LNS		21360	1440	22800
UAV ASSGN		96		96
ZFILL	50.93		52.85	
OLNCAP LNS		10830	1170	12000
DENG CCS NAL	2.21		2.23	
CAP SLC SYS		84	15	99
ENG SLC MD 1				
ENG SLC MD 2				
DEF SLC SYS		0	0	0
CAP URBN SYS		25	25	25
DEF URBN SYS		0	0	0
CAP DMS112				
SLC OLU		17	3	20
URBAN OLU		5	5	5



NOTES:

REASON FOR REISSUE:

DATE OF ISSUE: 01/17/92  
 EXCHANGE: PIERSON  
 DATABASE: LIVE  
 EQ TYPE: RSC  
 NXX: 749

BUILDING: PRSNFLD STATE: FL  
 LATA: DYBH/456  
 COMPANY: SBEL AREA: CEFL  
 DIVISION: SWDY DISTRICT: OAYT  
 EXHAUST: \*\*/\*\*/  
 CONTACT: ATDECARDENAS  
 NUMBER: BDMORGAN  
 EQ ENGINEER: HTCLOVER

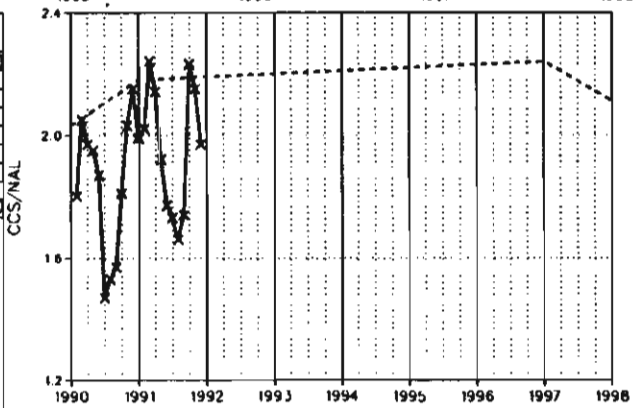
E. A. DATE: 04/02/88  
 DIR CLOSE: 01/09/92  
 DIR DELIVER: 03/24/92  
 NAL FCST: 06/15/91  
 CCS FCST: 08/15/91  
 ENTITY CUT: 04/02/88  
 ENTITY TERM: 12/31/99  
 LATEST NAL: 2242  
 SWITCH HOST: DELDFLMADSO  
 ENTITY: CHART:  
 PRSNFLDRSO 34.0

YEAR	1990	1991	1992	1993	1994	1995	1996	1997	1998
NAL	2178 (A)	2201 (A)	2238 (A)	2318 (F)	2372 (F)	2436 (F)	2506 (F)	2584 (F)	2748 (F)
LINES	2178	2201	2238	2318	2372	2436	2506	2584	2748
CCS/NAL	2.03	2.18	2.19	2.20	2.21	2.22	2.23	2.24	2.11
CCS STATUS	A	A							

NAL/LN RATIO	1.00000	1.00000	1.00000	1.00000	1.00000	1.00000	1.00000	1.00000	1.00000
--------------	---------	---------	---------	---------	---------	---------	---------	---------	---------

SVC	1990	1991	1992
DTS			
IML	0.00		
%IFFM			

JOBNUM	RDYSD	REQSD	SHIP
P3A6584	04/06/90	04/06/90	03/01/90
P3A5495	11/18/90	11/18/90	09/08/90
PRSNGWTH	08/03/97	08/03/97	04/12/97
PRSNENO	12/31/97	12/31/97	**/**/**



REPORT: PARTB  
 PAGE: 1 OF 1  
 BUILDING: PIERSON  
 ENT CUT: 04/02/88

ENTITY: PRSNFLFORSO  
 ENT TERM: 12/31/99

LSOF SYSTEM  
 GRAPHIC PART 8 VERSION 1.00  
 DATABASE: LIVE

DATE: 01/17/92  
 TIME: 20:39:02  
 CHART NO.: 34.0  
 EQ TYPE: RSC

JOB/ROJ/AT	P3A6584	P3A5495	PRSNGWH	PRSNENO
EVENT-NUM	EVT1	EVT1	EVT1	EVT1
EVENT-DATE	04/06/90	11/18/90	08/03/97	12/31/97
ROYSO/TDATE	04/06/90	11/18/90	08/03/97	12/31/97
REOSO	04/06/90	11/18/90	08/03/97	12/31/97
CAP EXH.	**/**/**	**/**/**	**/**/**	**/**/**
SHIP DATE	03/01/90	09/08/90	04/12/97	**/**/**
JOB OESC.	GEN	GA	GA	**/**/**
NAL TRANS				
TRANS ENT				
LSE1		NTW		
NAL CAP SE	800 4700	4700	160 4860	4860
TC	800 4700	4700	160 4860	4860
LNS	2310	400 2710	540 3250	3250
NOS	8500	400 8500	540 8500	8500
ML	2310	400 2710	540 3250	3250
CNTRX CAP	0		0	
INST. NOS	10000	10000	10000	10000
UAV ASSGN	0	0	0	0
%FNOS	85.00	85.00	85.00	85.00
INST. LNS	2560	640 3200	640 3840	3840
UAV ASSGN	38	10 48	10 58	58
%TOTAL FILL	91.50	85.90	85.90	85.90
LNCAP IN LNS	2310	400 2710	540 3250	3250
SIZING DATE	06/15/89	01/19/89	02/26/91	
NNO DUE	08/03/89	01/06/90	08/17/96	
TELCO DUE	11/30/89	05/05/90	12/14/96	
TURNOVER	04/06/90	11/18/90	08/03/97	
GENERIC SVC				
GENERIC	BCS-29	BCS-31	BCS-34	
CONC RATIO	3	3	3	3
ENG LSF				
ENG CCS/NAL	2.45	2.45	2.45	2.45
DESIGN BS				
MRAJ	0.00	80.49	4.93	0.00
PROCESSOR	16800	16800	16800	16800
CAP TRUNK	0	0	0	0
DGTL TK UNIT 0		0	0	0
LLN/LI/SM/NM -1	0	0	0	0
LSR/LTS/**	0	0	0	0
LSH/**/L32	0	0	0	0
TSC/**/TSS/NP	6	-6	0	0
TLN/**/L64	40	-40	0	0
TOT FR5/SHL 0		1	0	0
REUSE FR/SHL 0		0	0	0
GROSS ADDNS 20		99	65	
EXT JOB OESC GEN		GA	GA	
ZCTOIP	5.50	11.10	11.10	11.10

JOB CAT. G A A



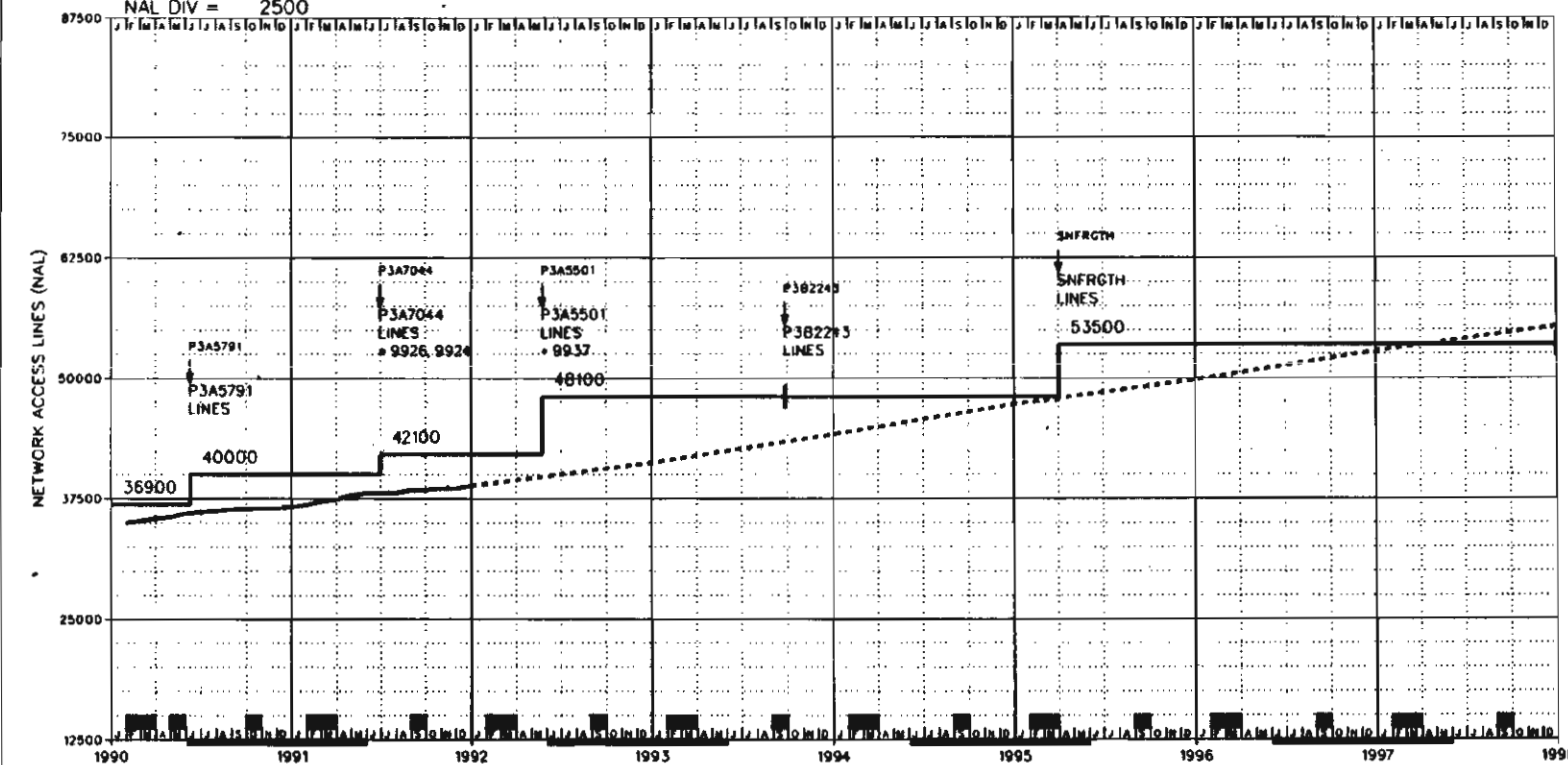
NAL DIV = 2500

NOTES:  
 9924 TOUCHSTAR PHASE II  
 9926 CCS ACCESS CAPABILITY  
 9937 CARRIER IDENT. CODE  
 (CIC) EXPAN. (FG B)  
 3004 NPA 407 EFFECTIVE  
 04/16/88

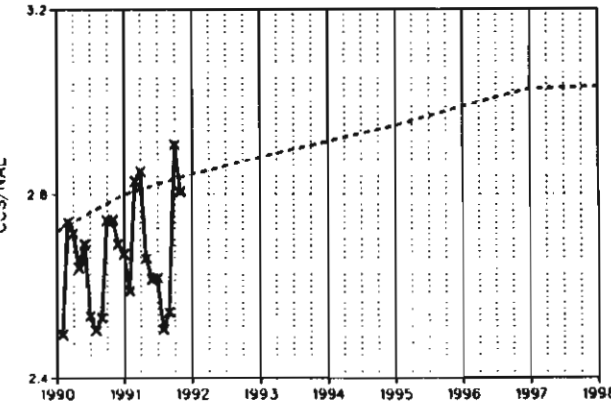
REASON FOR REISSUE:  
 3720 SNFRMA-501 W 95H STREET

DATE OF ISSUE: 01/17/92  
 EXCHANGE: SANFORD  
 DATABASE: LIVE  
 EQ TYPE: SES  
 NXX:  
 321 322 323 324 327 328  
 330  
 BUILDING: SNFRFLMA STATE: FL  
 LATA: ORLD/458  
 COMPANY: SBEL AREA: CEFL  
 DIVISION: SWOR DISTRICT. ORLD  
 EXHAUST: \*\*/\*\*/\*\*  
 CONTACT: CRSMOOTH  
 NUMBER: RJRAINES  
 EQ ENGINEER JBSTANLEY

E. A. DATE 08/15/87  
 DIR CLOSE 11/20/91  
 DIR DELIVER 01/31/92  
 NAL FCST 06/15/91  
 CCS FCST 08/15/91  
 ENTITY CUT 08/15/87  
 ENTITY TERM 10/10/10  
 LATEST NAL 38813  
 SWITCH HOST  
 ENTITY: CHART:  
 SNFRFLMADSO 35.0



YEAR	1990	1991	1992	1993	1994	1995	1996	1997	1998
NAL	34722 (A)	36633 (A)	38813 (A)	41188 (F)	44158 (F)	47300 (F)	49841 (F)	52797 (F)	55378 (F)
LINES	34722	36633	38813	41188	44158	47300	49841	52797	55378
CCS/NAL	2.72	2.80	2.84	2.88	2.92	2.95	2.99	3.03	3.03
CCS STATUS	A	A							
NAL/LN RATIO	1.00000	1.00000	1.00000	1.00000	1.00000	1.00000	1.00000	1.00000	1.00000
SVC.	1990	1991	1992						
DTS	05/01/90	05/01/91	05/01/92						
IML									
%IFFM		0.00							
JOBNUM	P3A5791	P3A7044	P3A5501	P3B2243	SNFRGTH	SNFREND			
RDYSD	06/10/90	06/30/91	05/24/92	09/26/93	04/02/95	12/31/97			
REQSD	06/10/90	06/30/91	05/24/92	09/26/93	04/02/95	12/31/97			
SHIP	04/07/90	02/23/91	01/11/92	04/24/93	10/29/94	**/**/**			



REPORT: PART8

PAGE: 1 OF 1

BUILDING: SANFORD-O-WS

FNT CUT: 08/15/87

ENTITY: SNFRFLMAOSO

ENT TERM: 10/10/10

LSOF SYSTEM  
GRAPHIC PART 8 VERSION 1.00  
DATABASE: LIVE

DATE: 01/17/92

TIME: 20:39:02

CHART NO.: 35.0

EQ TYPE: SES

JOB/ROJ/AT	P3A5791	P3A7044	P3A5501	P382243	SNFRGTH	SNFRENO
EVENT-NUM	EVT1	EVT1	EVT1	EVT1	EVT1	EVT1
EVENT-DATE	06/10/90	06/30/91	05/24/92	09/26/93	04/02/95	12/31/97
ROYSO/TOATE	06/10/90	06/30/91	05/24/92	09/26/93	04/02/95	12/31/97
REOSO	06/10/90	06/30/91	05/24/92	09/26/93	04/02/95	12/31/97
CAP EXH.	##/##/##	##/##/##	##/##/##	##/##/##	##/##/##	##/##/##
SHIP DATE	04/07/90	02/23/91	01/11/92	04/24/93	10/29/94	
JOB OESC.	GA	GEN.GA	GEN.GA	GA	GEN.GA	
NAL TRANS						
TRANS ENT						
LSE1	TO	TO	TO	TO	TO	TO
NAL CAP SE	4575 65975	9225 65975	3825 69800	69800	34400 104200	104200
TC	4575 65975	75200	-5400 69800	69800	34400 104200	104200
LNS	3100 40000	2100 42100	6000 48100	48100	5400 53500	53500
NOS	8500 51000	51000	8500 59500	59500	17000 76500	76500
AL	3100 40000	2100 42100	6000 48100	48100	5400 53500	53500
CNTRX CAP	500	500	500	500	500	500
INST. NOS	10000 60000	60000	10000 70000	70000	20000 90000	90000
UAV ASSGN	0	0	0	0	0	0
%FNOS	85.00	85.00	85.00	85.00	85.00	85.00
INST. LNS	4032 50880	4608 55488	6912 62400	62400	8064 70464	70464
UAV ASSGN	557	557	557	557	557	557
%TOTAL FILL	79.54	76.69	77.82	77.82	76.56	76.56
LNCAP IN LNS	3100 40000	2100 42100	6000 48100	48100	5400 53500	53500
SIZING DATE	05/03/89	03/15/90	02/15/90	08/29/91	08/29/91	
MOO DUE	06/03/89	04/21/90	04/20/91	06/27/92	01/01/94	
TELCO DUE	09/23/89	08/08/90	07/19/91	10/24/92	04/30/94	
TURNOVER	06/10/90	06/30/91	05/24/92	09/05/93	03/12/95	
GENERIC SVC						
GENERIC	5E5.1	5E6	5E7	5E7	5E7	
CONC RATIO	8:1	8:1	8:1	8:1	8:1	
ENG LSF						
ENG CCS/NAL	2.58	2.88	3.02	3.02	3.02	
DESIGN BS						
MRAJ	12.65	10.81	34.27	18.17	32.99	0.00
PROCESSOR	-2900 165200	165200	165200	165200	165200	165200
CAP TRUNK	8 160	160	24 184	216	216	216
OGTL TK UNIT	1	0	3	4	2	2
LLN/LT/SM/NM	2 22	22	3 25	27	2 29	2 29
LSR/LTS/##						
LSH/##/L32						
TSC/##/TSS/NP	8 159	16 175	27 202	12 214	14 228	
TLN/##/L64						
TOT FR/SHL	6	0	12	6	12	
REUSE FR/SHL	0	0	0	0	0	
GROSS ROOMS	600	60	650	600	600	
EXT JOB OESC	GROWTH/ROD	GROWTH/ROD	GROWTH/ROD	GROWTH/ROD	GROWTH/ROD	
%CTOIP	9.00	9.00	9.00	9.00	9.00	

JOB CAT. A

A

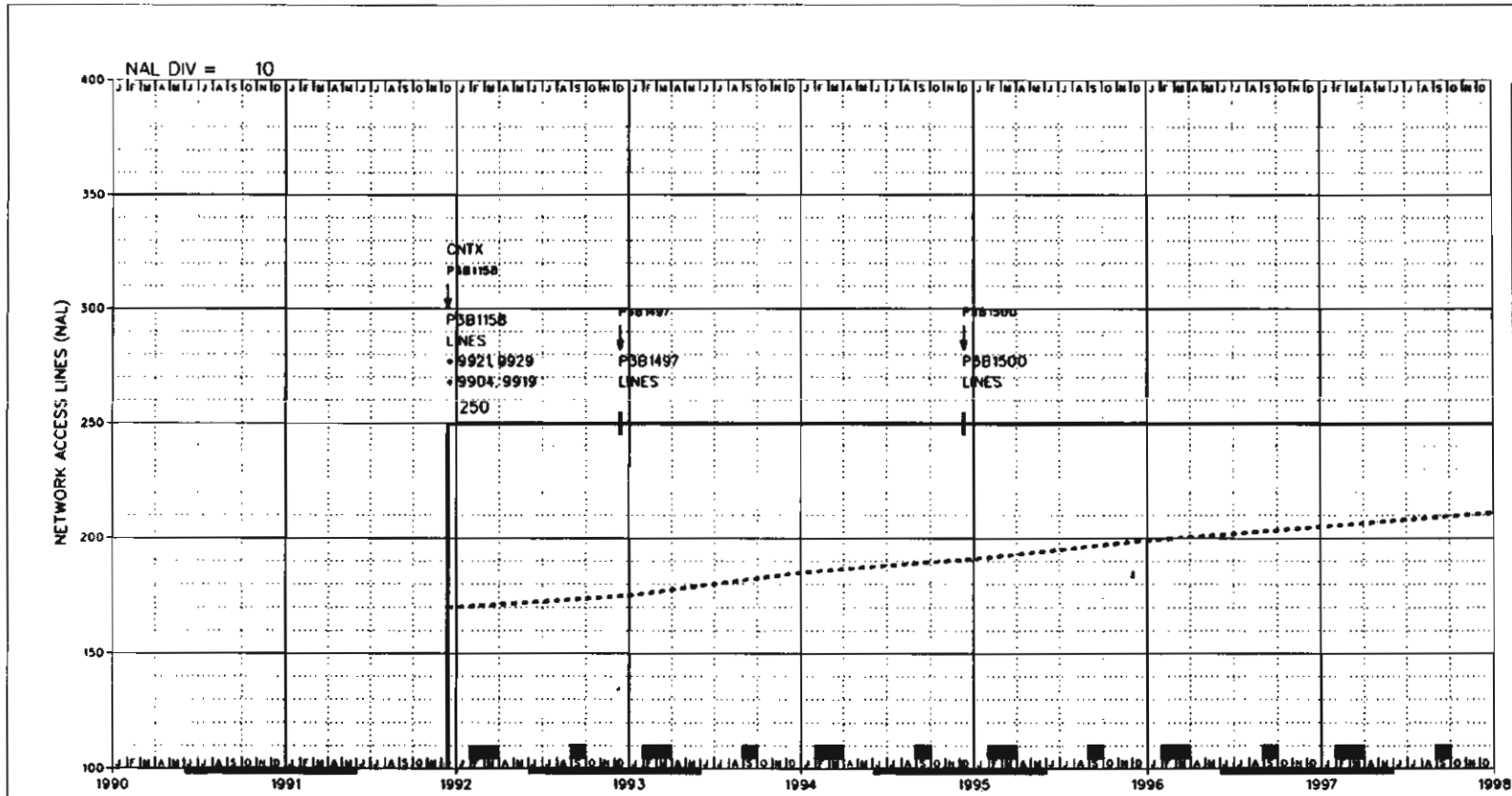
A

A

A







NOTES:  
 9904 CCS7 TRUNK SIGNALING  
 9919 CT/DIP FULL IMPLEMENTATION  
 9921 RINGMASTER  
 9929 TOUCHSTAR PHASE I & II

REASON FOR REISSUE:  
 3720 SNFRMA-501 W 95H STREET

DATE OF ISSUE: 01/17/92  
 EXCHANGE: SANFORD  
 DATABASE: LIVE  
 EO TYPE: EWSD  
 NXX:  
 NXXF

BUILDING: SNFRFLMA STATE: FL  
 LATA: ORLD/458  
 COMPANY: SBEL AREA: CEFL  
 DIVISION: SWOR DISTRICT: ORLD  
 EXHAUST: \*\*/\*\*/\*\*  
 CONTACT: CRSMOOT  
 NUMBER: JDCORDES  
 EQ ENGINEER CWWHITTIER

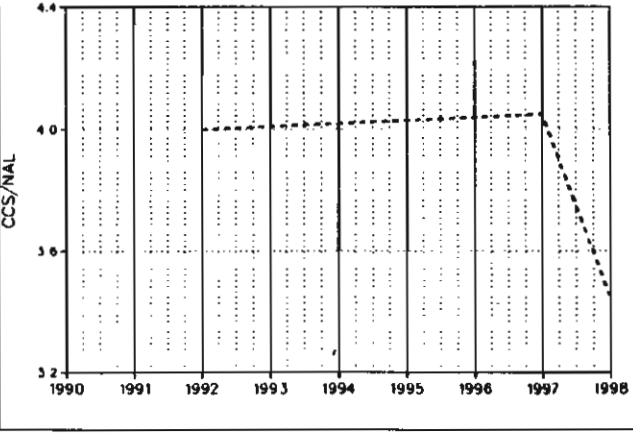
E. A. DATE 12/14/91  
 DIR CLOSE 11/20/91  
 DIR DELIVER 02/03/92  
 NAL FCST 03/01/91  
 CCS FCST 08/15/91  
 ENTITY CUT 12/14/91  
 ENTITY TERM 11/10/10  
 LATEST NAL  
 SWITCH HOST  
 ENTITY:

CHART:  
 SNFRFLMADS1 35.1

YEAR	1990	1991	1992	1993	1994	1995	1996	1997	1998
NAL			170 (F)	175 (F)	185 (F)	191 (F)	199 (F)	205 (F)	211 (F)
LINES			170	175	185	191	199	205	211
CCS/NAL			4.00	4.01	4.02	4.03	4.04	4.05	3.44
CCS STATUS									
NAL/LN RATIO			1.00000	1.00000	1.00000	1.00000	1.00000	1.00000	1.00000

SVC.	1990	1991	1992	JOBNUM	RDYSD	REOSD	SHIP
DTS				P381158	12/14/91	12/14/91	09/06/91
				P381497	12/13/92	12/13/92	09/12/92
				P381500	12/11/94	12/11/94	**/**/**
IML				SNFREND	12/31/98	12/31/98	**/**/**
%IFFM							



REPORT: PARTB  
 PAGE: 1 OF 1  
 BUILDING: SANFORD-0-WS  
 ENT CUT: 12/14/91

ENTITY: SNRFLMADSI  
 ENT TERM: 11/10/10

LSDF SYSTEM  
 GRAPHIC PART B VERSION 1.00  
 DATABASE: LIVE

DATE: 01/17/92  
 TIME: 20:39:02  
 CHART NO.: 35.1  
 EQ TYPE: EWSO

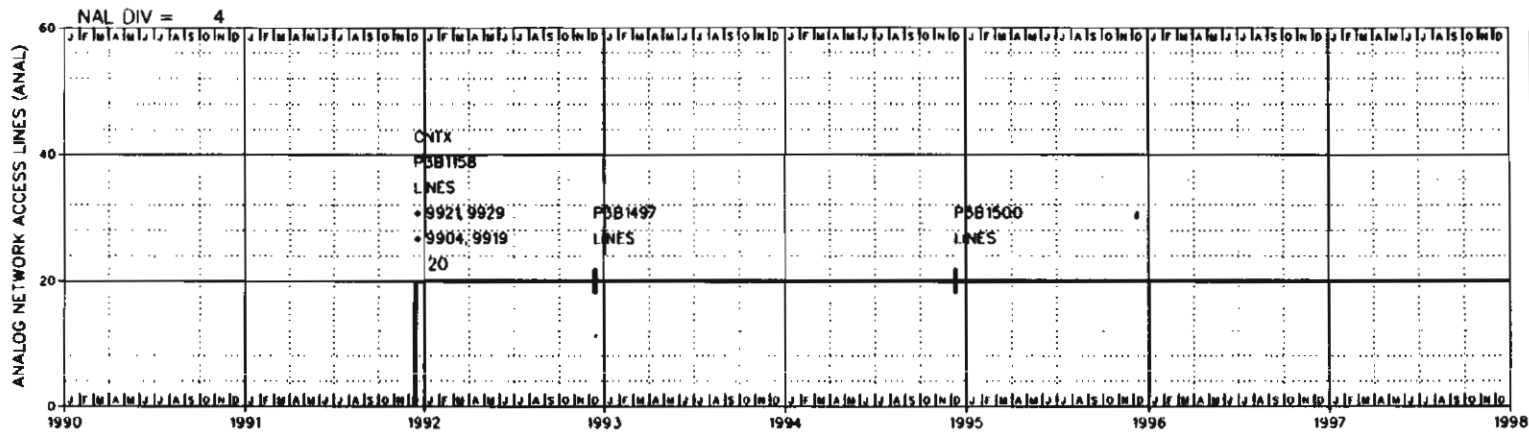
	P381158	P381497	P381500	SNFRENO
JOB/ROJ/AT	1991AT			
EVENT-NUM	P381158	P381497	P381500	SNFRENO
EVENT-DATE	EVT1	EVT1	EVT1	EVT1
RDYSD/TOATE	12/14/91	12/13/92	12/11/94	12/31/98
REQSD	12/14/91	12/13/92	12/11/94	12/31/98
	12/14/91	12/13/92	12/11/94	12/31/98
CAP EXH.	12/14/91	12/13/92	12/11/94	12/31/98
SHIP DATE	12/14/91	12/13/92	12/11/94	12/31/98
JOB DESC.	12/14/91	12/13/92	12/11/94	12/31/98
NAL TRANS	12/14/91	12/13/92	12/11/94	12/31/98
TRANS ENT	12/14/91	12/13/92	12/11/94	12/31/98
LSEI	12/14/91	12/13/92	12/11/94	12/31/98
NAL CAP SE	12/14/91	12/13/92	12/11/94	12/31/98
TC	12/14/91	12/13/92	12/11/94	12/31/98
LNS	12/14/91	12/13/92	12/11/94	12/31/98
NOS	12/14/91	12/13/92	12/11/94	12/31/98
ML	12/14/91	12/13/92	12/11/94	12/31/98
CNTRX CAP	12/14/91	12/13/92	12/11/94	12/31/98
INST. NOS	12/14/91	12/13/92	12/11/94	12/31/98
UAV ASSGN	12/14/91	12/13/92	12/11/94	12/31/98
%FNOS	12/14/91	12/13/92	12/11/94	12/31/98
INST. LNS	12/14/91	12/13/92	12/11/94	12/31/98
UAV ASSGN	12/14/91	12/13/92	12/11/94	12/31/98
%TOTAL FILL	12/14/91	12/13/92	12/11/94	12/31/98
LNCAP IN LNS	12/14/91	12/13/92	12/11/94	12/31/98
SIZING DATE	12/14/91	12/13/92	12/11/94	12/31/98
NDO DUE	12/14/91	12/13/92	12/11/94	12/31/98
TELCO DUE	12/14/91	12/13/92	12/11/94	12/31/98
TURNOVER	12/14/91	12/13/92	12/11/94	12/31/98
GENERIC SVC	12/14/91	12/13/92	12/11/94	12/31/98
GENERIC	12/14/91	12/13/92	12/11/94	12/31/98
CONC RATIO	12/14/91	12/13/92	12/11/94	12/31/98
ENG LSF	12/14/91	12/13/92	12/11/94	12/31/98
ENG CCS/NAL	12/14/91	12/13/92	12/11/94	12/31/98
DESIGN BS	12/14/91	12/13/92	12/11/94	12/31/98
MRAJ	12/14/91	12/13/92	12/11/94	12/31/98
PROCESSOR	12/14/91	12/13/92	12/11/94	12/31/98
CAP TRUNK	12/14/91	12/13/92	12/11/94	12/31/98
DGTL TK UNIT	12/14/91	12/13/92	12/11/94	12/31/98
LLN/LT/SM/NM	12/14/91	12/13/92	12/11/94	12/31/98
LSR/LTS/=/#	12/14/91	12/13/92	12/11/94	12/31/98
LSH/=/#/L32	12/14/91	12/13/92	12/11/94	12/31/98
TSC/=/TSS/NP	12/14/91	12/13/92	12/11/94	12/31/98
TLN/=/#/L64	12/14/91	12/13/92	12/11/94	12/31/98
TOT FR/SHL	12/14/91	12/13/92	12/11/94	12/31/98
REUSE FR/SHL	12/14/91	12/13/92	12/11/94	12/31/98
GROSS ADDNS	12/14/91	12/13/92	12/11/94	12/31/98
EXT JOB DESC	12/14/91	12/13/92	12/11/94	12/31/98
%CTOIP	12/14/91	12/13/92	12/11/94	12/31/98

JOB CAT.

N

G

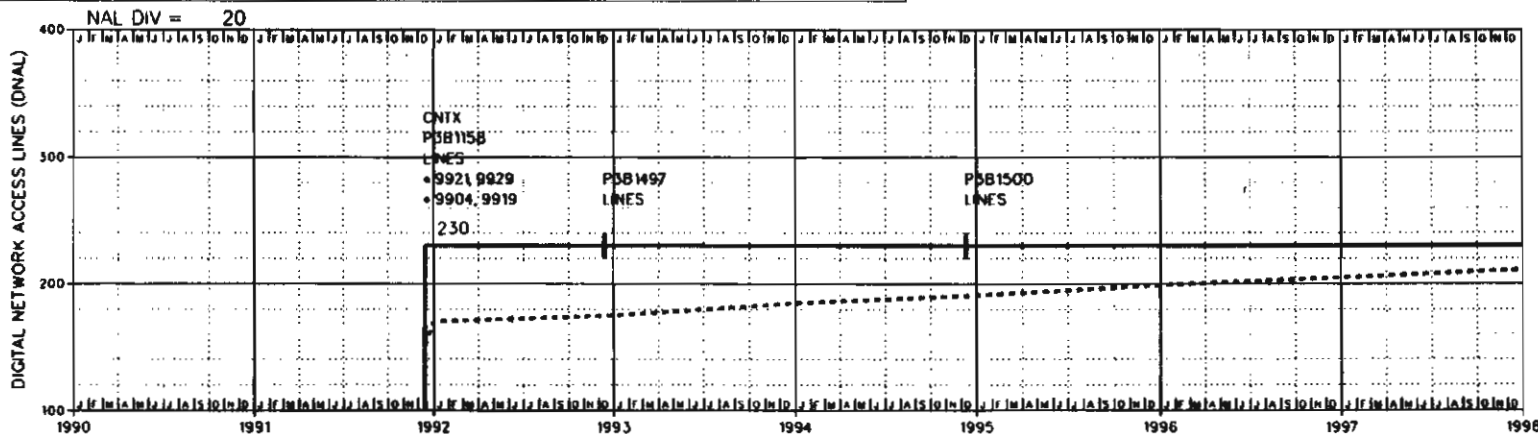
G



NOTES:  
 9904 CCS7 TRUNK SIGNALING  
 9919 CT/DMP FULL IMPLEMENTATION  
 9921 RINGMASTER  
 9929 TOUCHSTAR PHASE I & II

YEAR	1990	1991	1992	1993	1994	1995	1996	1997	1998
NAI			0 (F)	0 (F)	0 (F)	0 (F)	0 (F)	0 (F)	0 (F)
ANLG LNS			0	0	9	0	0	0	0
CCS/NAI			3.50	3.51	3.52	3.53	3.54	3.55	3.44
ACCS ACTUAL									
NAL/LN RATIO				0.00000					

REASON FOR REISSUE:  
 3720 SNFRMA-501 W 95H STREET



DATE OF ISSUE: 01/17/92  
 EXCHANGE: SANFORD  
 DATABASE: LIVE  
 EQ TYPE: EWSD  
 ANALOG

BUILDING SWITCH HOST: SANFORD-0-WS

FCST DATE: 03/01/91  
 LATEST ANAL: -9998998  
 CONTACT: CRSMOOT  
 CONTACT NO.: JDCORDES  
 EQUIP ENGR: CWWHITTIER

DIGITAL  
 OLCFCST DATE: 03/01/91

LATEST DNAL: -9998998  
 LATEST SLC: -9998998  
 LATEST URBN: -9998998  
 LATEST D112: -9998998

YEAR	1990	1991	1992	1993	1994	1995	1996	1997	1998
NAI			170 (F)	175 (F)	185 (F)	191 (F)	199 (F)	205 (F)	211 (F)
DIGL CCS/NAI			4.00	4.01	4.02	4.03	4.04	4.05	3.44
DCCS ACTUAL									
SLC SYS			2	2	2	2	2	2	2
URBAN SYS									
NAL/LN RATIO			1.00000	1.00000	1.00000	1.00000	1.00000	1.00000	1.00000

ENTITY: SNFRFLMADS1  
 CHART: 35.1

REPORT: PARTB  
 PAGE: 1 OF 1  
 BUILDING: SANFORD-O-WS  
 ENT CUT: 12/14/91

ENTITY: SNFRFLMADSI  
 ENT TERM: 11/10/10

LSDF SYSTEM  
 DIGITAL PART B VERSION 1.00  
 DATABASE: LIVE

DATE: 01/17/92  
 TIME: 20:39:02  
 CHART NO.: 35.1  
 EQ TYPE: EWSO

JOB/ADJ/AT	1991AT	P381158	P381497	P381500	SNFRENO
EVENT-NUM		EVT1	EVT1	EVT1	EVT1
EVENT-DATE	12/14/91	12/14/91	12/13/92	12/11/94	12/31/98
ROYSD/TOATE	12/14/91	12/14/91	12/13/92	12/11/94	12/31/98
REQSD	###/###/###	12/14/91	12/13/92	12/11/94	12/31/98
CAP EXH.	###/###/###	###/###/###	###/###/###	###/###/###	###/###/###
SHIP DATE	###/###/###	09/06/91	09/12/92	###/###/###	###/###/###
JOB DESC.	CNTX	NE	GENERIC	GENERIC	END JOB
TRANS ENT					

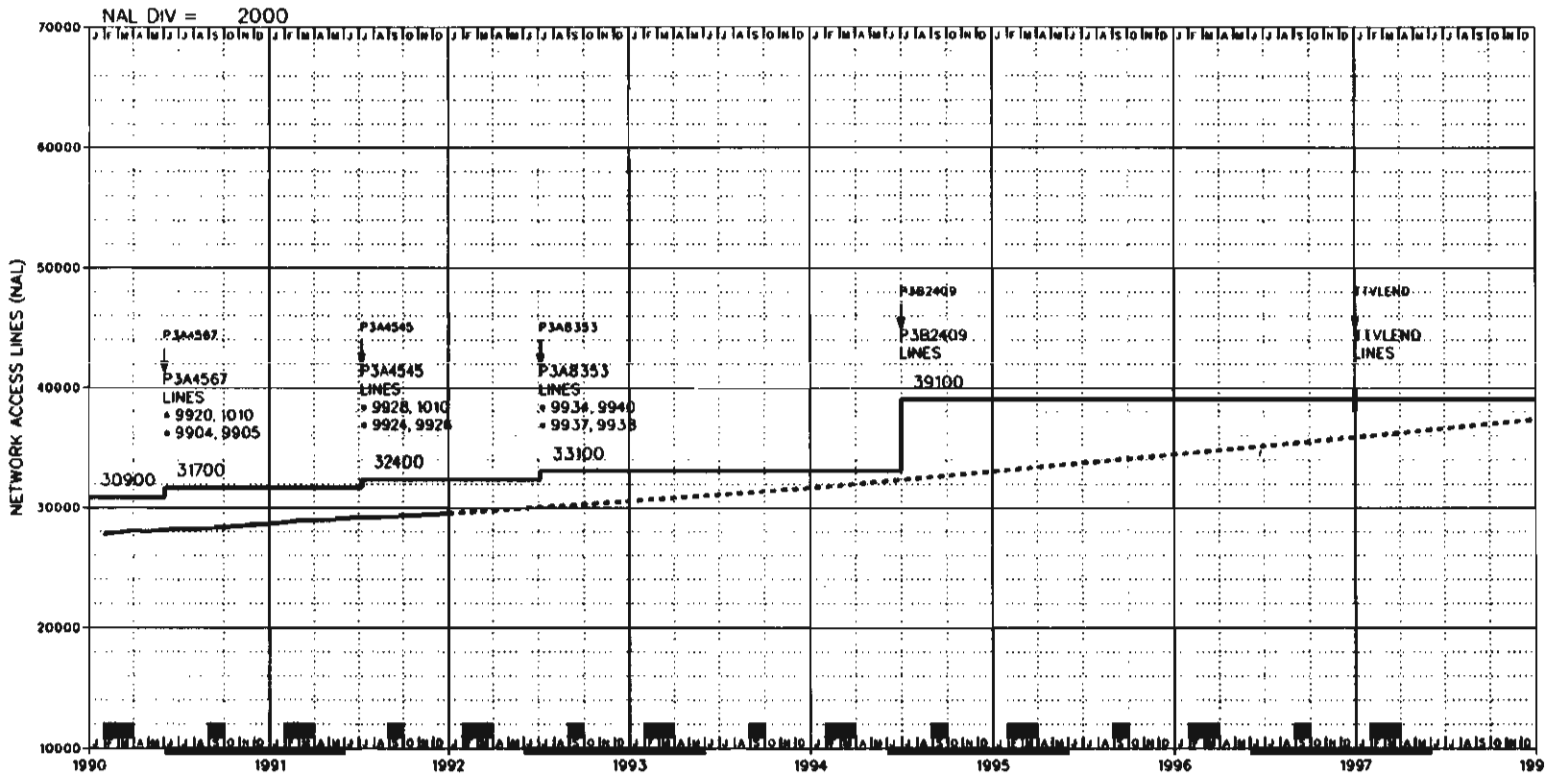
ANALOG SECTION -----

NAL TRANS	20				
NAL CAP TC		100	100	100	100
LNS		20	20	20	20
ML		20	20	20	20
LINE UNITS			1	1	1
INST. LNS		24	24	24	24
UAV ASSGN			0	0	0
ZFILL		91.00	91.00	91.00	91.00
ALNCAP LNS		20	20	20	20
RENG CCS NAL		3.34	3.36	3.44	3.44
ANLG DEF LNS					
ISON CAP TC		8	8	8	8
ISON CAP LNS		4	4	4	4
ISON CAP ML		4	4	4	4
ISON LN MOD		1	1	1	1
ISON INS LNS		4	4	4	4
ISON UAV LNS			0	0	0
ISON ZFILL		100.00	100.00	100.00	100.00
ISON ENG CCS		3.34	3.36	3.44	3.32

DIGITAL SECTION -----

NAL TRANS	150				
NAL CAP TC		600	600	600	600
LNS		230	230	230	230
ML		230	230	230	230
LINE UNITS			1	1	1
INST. LNS		288	288	288	288
UAV ASSGN			0	0	0
ZFILL		79.86	79.86	79.86	79.86
OLNCAP LNS		230	230	230	230
RENG CCS NAL		3.34	3.36	3.44	3.44
CAP SLC SYS		3	3	3	3
ENG SLC MD 1					
ENG SLC MD2					
DEF SLC SYS					
CAP URBN SYS		0	0	0	0
DEF URBN SYS					
CAP OMS112					
SLC OLU		1	1	1	1
URBAN DLU					





NOTES:  
 1010 GENERIC RETROFIT  
 9904 CCS7 TRUNK SIGNALING  
 9905 TOUCHSTAR PHASE I  
 9920 SSP/800 LOCATION  
 9924 TOUCHSTAR PHASE II  
 9926 CCS ACCESS CAPABILITY  
 9928 ONA REQUIREMENTS  
 9934 ADVANCED INTELLIGENT  
 NTWK (AIN) - REL 0  
 9937 CARRIER IDENT. CODE  
 (CIC) EXPLAN. (FC B)  
 9938 ISDN PRIMARY RATE  
 INTERFACE (PRI)  
 9940 CALL FWD-DON'T-ANSWER  
 AFTER CALL WAITING  
 3004 NPA 407 EFFECTIVE  
 04/16/88

REASON FOR REISSUE:  
 3079 TTVLMA-620 HOPKINS  
 AVENUE

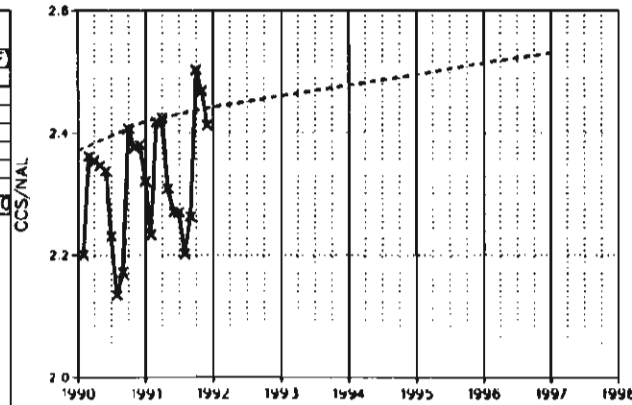
DATE OF ISSUE: 01/17/92  
 EXCHANGE: TITUSVILLE  
 DATABASE: LIVE  
 EQ TYPE: 5ES  
 MXX:  
 264 267 268 269 383

BUILDING: TTVFLMA STATE: FL  
 LATA: ORLD/458  
 COMPANY: SBEL AREA: CEFL  
 DIVISION: SWDY DISTRICT: DAYT  
 EXHAUST: \*\*/\*\*/\*\*  
 CONTACT: JMGRAHAM  
 NUMBER: MKKLZENAK  
 EQ ENGINEER COBROWN

E. A. DATE 12/09/85  
 DIR CLOSE 01/30/92  
 DIR DELIVER 04/08/92  
 NAL FCST 06/15/91  
 CCS FCST 08/15/91  
 ENTITY CUT 04/13/85  
 ENTITY TERM 03/03/05  
 LATEST NAL 29475  
 SWITCH HOST  
 ENTITY: CHART:

TTVFLMADS0 36.0

YEAR	1990	1991	1992	1993	1994	1995	1996	1997	1998
NAL	27664 (A)	28666 (A)	29529 (A)	30586 (F)	31681 (F)	33051 (F)	34436 (F)	35881 (F)	37366 (F)
LINES	27664	28666	29529	30586	31681	33051	34436	35881	37366
CCS/NAL	2.37	2.42	2.44	2.46	2.48	2.49	2.51	2.53	
CCS STATUS	A	A							
NAL/LN RATIO	1.00000	1.00000	1.00000	1.00000	1.00000	1.00000	1.00000	1.00000	1.00000
SVC.	1990	1991	1992	JOBNUM RDYSD REOSD SHIP					
DTS				P3A4567 06/03/90 06/03/90 01/27/90					
				P3A4545 07/07/91 07/07/91 03/02/91					
				P3A8353 07/05/92 07/05/92 02/28/92					
				P3B2409 07/01/94 07/01/94 02/01/94					
IML				TTVLEND 01/01/97 01/01/97 **/**/**					
%IFM									



REPORT: PARTB  
 PAGE: 1 OF 1  
 BUILDING: TITUSVILLE  
 ENT CUT: 04/13/85

ENTITY: TTVFLMADSO  
 ENT TERM: 03/03/05

LSOF SYSTEM  
 GRAPHIC PART 8 VERSION 1.00  
 DATABASE: LIVE

DATE: 01/17/92  
 TIME: 20:39:02  
 CHART NO.: 36.0  
 EQ TYPE: SES

JOB/ROJ/AT	P3A4567	P3A4545	P3A8353	P3B2409	TTVLENO
EVENT-NUM	EVT1	EVT1	EVT1	EVT1	EVT1
EVENT-DATE	06/03/90	07/07/91	07/05/92	07/01/94	01/01/97
ROY50/TOATE	06/03/90	07/07/91	07/05/92	07/01/94	01/01/97
REQSO	06/03/90	07/07/91	07/05/92	07/01/94	01/01/97
CAP EXH.	##/##/##	##/##/##	##/##/##	##/##/##	##/##/##
SHIP DATE	01/27/90	03/02/91	02/29/92	02/01/94	##/##/##
JOB DESC.	TRUNKS	GA	GA	GA	ENO JOB
NAL TRANS					
TRANS ENT					
LSEI	NTW	NTW	NTW		
NAL CAP SE	54100	-600 53500	3500 57000	14100 71100	71100
TC	54100	-600 53500	3500 57000	14100 71100	71100
LNS	800 31700	700 32400	700 33100	6000 39100	39100
NOS	40000	40000	40000	40000	8500 48500
ML	800 31700	700 32400	700 33100	6000 39100	39100
CNTRX CAP	0	0	0	0	0
INST. NOS	50000	50000	50000	50000	10000 60000
UAV ASSGN	2900	2900	2900	2900	2900
%FNDS	85.00	85.00	85.00	85.00	
INST. LNS	38720	2304 41024	2880 43904	11520 55424	55424
UAV ASSGN	495	495	495	495	495
%TOTAL FILL	82.87	79.88	76.08	71.14	
LNCAP IN LNS	800 31700	700 32400	700 33100	6000 39100	39100
SIZING DATE	02/23/89	08/18/91	08/18/91	08/18/91	
NOO DUE	03/25/89	05/12/90	05/28/91	05/01/93	
TELCO DUE	07/22/89	09/07/90	09/21/91	09/01/93	
TURNVER	06/03/90	07/07/91	07/05/92	07/01/94	
GENERIC SVC					
GENERIC	SES	SE6	SE7	SE9	SE9
CONC RATIO	8:1	8:1	8:1	8:1	8:1
ENG LSF					
ENG CCS/NAL	2.74	2.52	2.53	2.54	
DESIGN 85					
MRAJ	0.00	11.96	23.85	30.06	0.00
PROCESSOR	137300	137300	137300	137300	137300
CAP TRUNK	16 108	108	8 116	8 124	8 132
OCTL TK UNIT 2		0	1	1	0
LLN/LT/SH/NM 1	17	1	1	1	-20
LSR/LTS/##			19	20	0
LSH/##/L32	0	0	0	0	0
TSC/##/TSS/NP 7	132	8 140	9 149	9 158	-158
TLN/##/L64	0	0	0	0	0
TOT FRS/SHL 3		3	9	0	
REUSE FR/SHL 0		0	0	0	
GROSS ROOMS 689		544	375	250	0
EXT JOB DESC TSTR		INTERCON/T=2			
%CTDIP 7.10		7.10	7.10	7.10	7.10

JOB CAT. T

A

A

A



REPORT: PART8  
 PAGE: 1 OF 1  
 BUILDING: TITUSVILLE  
 ENT CUT: 04/13/85

ENTITY: TTVLFLMADSO  
 ENT TERM: 03/03/05

LSDP SYSTEM  
 DIGITAL PART B VERSION 1.00  
 DATABASE: LIVE

DATE: 01/17/92  
 TIME: 20:39:02  
 CHART NO.: 36.0  
 EQ TYPE: SES

JOB/ADJ/AT	P3A4567	P3A4545	P3A0353	P3B2409	TTVLEND
EVENT-NUM	EVT1	EVT1	EVT1	EVT1	EVT1
EVENT-DATE	06/03/90	07/07/91	07/05/92	07/01/94	01/01/97
RDYSO/TOATE	06/03/90	07/07/91	07/05/92	07/01/94	01/01/97
REQSO	06/03/90	07/07/91	07/05/92	07/01/94	01/01/97
CAP EXH.	##/##/##	##/##/##	##/##/##	##/##/##	##/##/##
SHIP DATE	01/27/90	03/02/91	02/29/92	02/01/94	##/##/##
JOB DESC.	TRUNKS	GA	GA	GA	END JOB
TRANS ENT					

ANALOG SECTION -----

NAL TRANS							
NAL CAP TC		35600	-500	35100		35100	35100
LNS	23600	23600		23600		23600	23600
ML	23600	23600		23600		23600	23600
LINE UNITS		52		52		52	52
INST. LNS		26624		26624		26624	26624
UAV ASSGN		399		399		399	399
%FILL	89.90		89.90		89.90		
ALNCP LNS	23600	23600		23600		23600	23600
RENG CCS NAL	2.48		2.52		2.52		
ANLC DEF LNS	0		0		0		0
ISON CAP TC	0		0	190	190	190	190
ISON CAP LNS	0		0	190	190	190	190
ISON CAP ML	0		0	190	190	190	190
ISON LN MOO	0		0	1	1	1	1
ISON INS LNS				224	224	224	224
ISON UAV LNS				38	38	38	38
ISON %FILL				100.00		100.00	100.00
ISON ENG CCS				2.49		2.49	

DIGITAL SECTION -----

NAL TRANS								
NAL CAP TC		18500	-100	18400	3500	21900	14100	36000
LNS	8100	8100	700	8800	700	9500	6000	15500
ML	8100	8100	700	8800	700	9500	6000	15500
LINE UNITS		21		25		30		50
INST. LNS		12096	2304	14400	2880	17280	11520	28800
UAV ASSGN		96		96		96		96
%FILL	67.50		61.50		55.00		54.00	
DLNCP LNS	8100	8100	700	8800	700	9500	6000	15500
DENG CCS NAL	2.08		2.50		2.52		2.55	
CAP SLC SYS		125	24	149	30	179	120	299
ENG SLC MO 1								
ENG SLC MO 2								
DEF SLC SYS	0		0		0		0	
CAP URBN SYS								
DEF URBN SYS	0							
CAP OMS112								
SLC OLU	21		4	25	5	30	20	50
URBAN OLU								