

SOUTHERN BELL TEL. & TEL. CO.
FPSC DOCKET NO. 920260-TL
STAFF'S THIRD REQUEST FOR
PRODUCTION OF DOCUMENTS (POD)
ITEM NO. 91
PAGE OF

REQUEST: PLEASE PROVIDE ALL DOCUMENTATION SHOWING THE IMPACT OF
COMPETITION ON THE COMPANY ACTUAL TOLL MESSAGE VOLUMES FROM 1988 THROUGH 1991,
AND ON THE COMPANY'S 1992, 1993, AND 1994 FORECASTED ESTIMATE OF TOLL MESSAGES.

RESPONSE: (SEE ATTACHED)

INFORMATION PROVIDED BY: RON POIN
150 W. FLAGLER ST.
SUITE 2015
MIAMI, FLA. 33130

DOCUMENT NUMBER-DATE
11590 OCT -5 1992
F01A17Z 00874
FPSC-RECORDS/REPORTING

91

FLORIDA

Case: No Rate Change/ No Loss of 1+

	NTS	OCP	800/WATS
Access Min Per Conversation Min	2.077	2.077	2.077
Conversation Min Per Message	4.000	3.200	2.800
Final Market Penetration (1+)	221	221	100%
Final Market Penetration	86%	86%	100%

1
2
3
4
5
6
7

	1991	1992	1993	1994	1995	1996
Keep 1+ (1 = Yes)					9	
Percent Of Year					10	
Adoption Rate (1+)					11	
Adopt (1+ - WATS)					12	
Adopt Rt (lose 1+)					13	
BAU Messages					14	
NTS					15	
OCP					16	
800/WATS					17	
NTS BAU Revenue					18	
Total					19	
Business					20	
Public					21	
OCP BAU Revenue					22	
TOTAL					23	
WATS BAU Revenue					24	
800/WATS					25	
CCLC + Usage Rate					26	
NTS					27	
OCP					28	
800/WATS					29	

8

FLORIDA

Legal: 1-1-92

Case: No Rate Changes/ No Loss of It

2

	<u>1991</u>	<u>1992</u>	<u>1993</u>	<u>1994</u>	<u>1995</u>	<u>1996</u> 3
MTS						
Messages Change			1		4 5	
Revenue Change			1		6	
OCP						
Messages Change					7 8	
Revenue Change					9	
WATS/800						
Messages Change					10 11	
Revenue Change					12	
Total Toll Rev Chg					13	
ACCESS						
Revenue Change					14 15	
Total Revenue Fall					16	

FO1B03Z 00276

FO1A17Z 00877

ASSUMPTIONS
 BST Forecasting Competition Model 2

Loss of 10XXX

Alabama		Mississippi	4
Florida	1-1-92	North Carolina	5
Georgia		South Carolina	6
Kentucky		Tennessee	7
Louisiana			

Loss of 1+ Exclusivity

Alabama		Mississippi	9
Florida		North Carolina	10
Georgia		South Carolina	11
Kentucky		Tennessee	12
Louisiana			

Final Market Penetration Rates

This is the percentage of messages BST can expect to lose with authorized competition.

MTS & OCP

Retaining current rates (Scenarios 1A & 2A)
 (First percent is retaining 1+, second is losing 1+) 18

Alabama		Mississippi	19
Florida		North Carolina	20
Georgia		South Carolina	21
Kentucky		Tennessee	22
Louisiana			

? Aggressive rate reduction & advertising (Scen 1 & 2 B,C,D) 23
 (First percent is retaining 1+, second is losing 1+) 24

Alabama		Mississippi	25
Florida		North Carolina	26
Georgia		South Carolina	27
Kentucky		Tennessee	28
Louisiana			

WATS & 800 Service

All states will lose 100% of the market share.

2

Adoption Rates

7 Retaining 1+

4 } All states will lose MTS & OCP at the rate of _____ per year
5 } of the final market penetration, beginning in the first year
6 } of authorized competition. WATS/800 will be lost at the rate
7 } of _____ per year.

Shannon's study shows per year

9 Losing 1+

10 All states will lose _____ of the final market penetration
11 in the first year of authorized 1+ competition.

1.5 per year retaining
arr. rates??
retain
rates of

12 Stimulation Rates

13 }
14 }
15 }
16 }
17 }

All states were assumed to have an embedded stimulation factor of _____. Therefore, the BAU Toll forecast was reduced by this amount before a rate reduction was applied. The corresponding messages were stimulated by the "net" stimulation factor, which is the difference between the stimulation factor and the embedded stimulation.

due to prior rate reductions (pg 4)

Alabama

Rate Reduction of
Stimulation Net
Stimulation

1992
1993
1994
1995
1996

Rate Reduction of
Stimulation Net
Stimulation

1994
1995
1996

Kentucky

Rate Reduction of
Stimulation Net
Stimulation

1992
1993
1994
1995
1996

Rate Reduction of
Stimulation Net
Stimulation

1994
1995
1996

43

Louisiana

	Rate Reduction of Stimulation	Net Stimulation	
1992			3
1993			4
1994			5
1995			6
1996			7

	Rate Reduction of Stimulation	Net Stimulation	
1994			8
1995			9
1996			10

Mississippi

	Rate Reduction of Stimulation	Net Stimulation	
1992			14
1993			15
1994			16
1995			17
1996			18

	Rate Reduction of Stimulation	Net Stimulation	
1994			19
1995			20
1996			21

Tennessee

	Rate Reduction of Stimulation	Net Stimulation	
1994			22
1995			23
1996			24

Florida

	Rate Reduction of Stimulation	Net Stimulation	
1995			25
1996			26

4

Georgia

Rate Reduction of
Stimulation Net
Stimulation

1993
1994
1995
1996

Rate Reduction of
Stimulation Net
Stimulation

1995
1996

North Carolina

Rate Reduction of
Stimulation Net
Stimulation

1993
1994
1995
1996

Rate Reduction of
Stimulation Net
Stimulation

1995
1996

South Carolina

Rate Reduction of
Stimulation Net
Stimulation

1993
1994
1995
1996

Rate Reduction of
Stimulation Net
Stimulation

1995
1996

MAR 30 1992

Copy to LG
WEL (FILE)
135m

File Code: 720.0051

Birmingham, Alabama
March 27, 1992

To: Operation Managers - Forecasting (All States)
From: Larry Spainhour - Operation Manager - Forecasting
Subject: Updated Assumptions and Competitive Impacts of the 1992
Commitment View

As discussed in the March 16 meeting held in Orlando, we have updated the assumptions for legalized 10XXX Competition for the BST region. Attached please find revised projections of competitive impacts for the 1992 Commitment View.

If you have any questions or comments, please contact Lillie Coleman of my staff at (205) 321-6102. We ask that you please respond by Friday, April 10, 1992.

for 

Attachment

F01B03Z 00281

F01A17Z 00882

Competitive Impact Comparisons
Assumptions

8/1

Final Market Penetration (Retaining Exclusive 1+ Dialing)

The percent of messages which will eventually be handled by an intraLATA toll competitor upon legalized competition.

<u>ENTITY</u>	<u>View</u>	<u>AUTHORIZED DATES</u>	<u>MTS</u>	<u>OCP</u>	<u>800</u>	<u>WATS</u>	
Alabama							6 7 8
Florida	92 Comview Mar 92 View	N/C	N/C	N/C	N/C	N/C	9 10
Georgia							11
Kentucky							12
Louisiana							13
Mississippi							14
N. Carolina							15
S. Carolina							16
Tennessee							17
Adoption Rate following legalized competition (retaining exclusive 1+ dialing)							18 19
Used to allocate losses of those customers who will eventually seek alternate intraLATA carriers to the appropriate year following the legalization of intraLATA competition.							20 21 22
			<u>YEAR 1</u>	<u>YEAR 2</u>	<u>YEAR 3</u>	<u>YEAR 4</u>	23
MTS (All states)	92 Com View Mar 92 View						24 25
WATS/800 (All states)	92 Com View Mar 92 View						26 27

1/12/92

INTRALATA TOLL

LEGALIZED 10XXX COMPETITIVE IMPACT

TOLL (\$000)	1992	1993	1994	1995	1996
--------------	------	------	------	------	------

ALABAMA

47

FLORIDA

92 COMM VIEW

MARCH92 VIEW

DIFF

5
6
7
8

GEORGIA

9

KENTUCKY

10

LOUISIANA

11

MISSISSIPPI

12

NORTH CAROLINA

13

SOUTH CAROLINA

14

TENNESSEE

15

BST

92 COMM VIEW

MARCH92 VIEW

DIFF

16
17
18
19

LEGALIZED 10XXX COMPETITIVE IMPACT

101

→ ACCESS (\$000) 1992 1993 1994 1995 1996 ?

ALABAMA

FLORIDA

92 COMM VIEW

MARCH92 VIEW

DIFF

4
5
6

GEORGIA

8

KENTUCKY

9

LOUISIANA

10

MISSISSIPPI

11

NORTH CAROLINA

12

SOUTH CAROLINA

13

TENNESSEE

14

BST

92 COMM VIEW

MARCH92 VIEW

DIFF

15
16
17
18

LEGALIZED 10XXX COMPETITIVE IMPACT

41 5

→ NET (\$000) 1992 1993 1994 1995 1996 2

ALABAMA

FLORIDA
92 COMM VIEW
MARCH92 VIEW
DIFF

4
3
7

GEORGIA

8

KENTUCKY

9

LOUISIANA

10

MISSISSIPPI

11

NORTH CAROLINA

12

SOUTH CAROLINA

13

TENNESSEE

14

BST
92 COMM VIEW
MARCH92 VIEW
DIFF

15
16
17
18

MAY 26, 1992
BIRMINGHAM, ALABAMA

TO: REVENUE FORECASTERS

FROM: LILLIE S. COLEMAN

SUBJECT: INTRASTATE ACCESS COMPETITIVE IMPACT CHANGE

YOU MAY HAVE NOTICED THE HUGE DIFFERENCE IN COMPETITIVE IMPACTS FOR INTRASTATE ACCESS BETWEEN THE 1992 COMMITMENT VIEW AND THE MARCH UPDATE. WHEREAS THE CHANGE MAY LOOK REASONABLE IN LIGHT OF THE HISTORICAL INDICATORS THUS FAR, IT HAS BEEN DISCOVERED THAT A CONVERSION FACTOR WAS UNDERSTATED IN THE COMPETITION MODEL. ATTACHED YOU WILL FIND THE REVISED INTRASTATE ACCESS COMPETITIVE IMPACTS. I AM SORRY FOR ANY INCONVIENCE. PLEASE NOTE THAT THERE WERE NO CHANGES TO INTRALATA TOLL.

AS ALWAYS IF YOU HAVE ANY QUESTIONS OR COMMENTS I CAN BE REACHED ON
(205) 321-6102.


LILLIE

F01B03Z 00286

F01A17Z 00387

LEGALIZED 10XXX COMPETITIVE IMPACT

ACCESS (\$000)	1992	1993	1994	1995	1996
----------------	------	------	------	------	------

ALABAMA

3

FLORIDA

APRIL92 VIEW

MARCH92 VIEW

DIFF

4
5
7

GEORGIA

8

KENTUCKY

9

LOUISIANA

10

MISSISSIPPI

11

NORTH CAROLINA

12

SOUTH CAROLINA

13

TENNESSEE

14

BST

APRIL92 VIEW

MARCH92 VIEW

DIFF

15
16
17
18

INTRALATA TOLL

LEGALIZED 10XXX COMPETITIVE IMPACT
TOLL (\$000)

1992 1993 1994 1995 1996

ALABAMA

FLORIDA

APRIL92 VIEW
MARCH92 VIEW
DIFF

5
6
7
8

GEORGIA

9

KENTUCKY

10

LOUISIANA

11

MISSISSIPPI

12

NORTH CAROLINA

13

SOUTH CAROLINA

14

TENNESSEE

15

BST

APRIL92 VIEW
MARCH92 VIEW
DIFF

16
17
18
19

*NOTE: ORIGINAL IMPACTS INCLUDED IXC COMPENSATION IN ERROR.

20

LEGALIZED 10XXX COMPETITIVE IMPACT |

NET (\$000)	1992	1993	1994	1995	1996 Z
-------------	------	------	------	------	--------

ALABAMA	3				
---------	---	--	--	--	--

FLORIDA					
APRIL92 VIEW					
MARCH92 VIEW					
DIFF					
GEORGIA					

KENTUCKY					
----------	--	--	--	--	--

LOUISIANA					
-----------	--	--	--	--	--

MISSISSIPPI					
-------------	--	--	--	--	--

NORTH CAROLINA					
----------------	--	--	--	--	--

SOUTH CAROLINA					
----------------	--	--	--	--	--

TENNESSEE					
-----------	--	--	--	--	--

BST					15
APRIL92 VIEW					16
MARCH92 VIEW					17
DIFF					18

FACSIMILE TRANSMITTAL
600 N 19TH STREET - 13TH FLOOR

STATE	NAME	CONTACT #	FAX #
TO: AL	JANIS BARNES	205-972-3119	205-972-3619
FL	LOUIS QUINTERO	305-530-5482	305-577-3575
GA	KATHY WHALEY	404-391-2470	404-391-2158
KY	GARY MACKEY	502-582-8646	502-582-3214
LA	ELLEN TURNER	504-528-2707	504-528-2109
MS	DAVID HAYES	601-961-1937	601-352-6118
NC	DIANE CAMPBELL	704-378-0133	704-333-4282
SC	EVELYN CLARKSON	803-748-8742	803-254-8716
TN	JEFF LEWIS	615-665-6611	615-383-5787

FROM: HQ LILLIE COLEMAN 205-321-6102 205-321-4188

DATE 7-31-92

NUMBER OF PAGES 3
(INCLUDING FAX SHEET)

NOTES: _____



FO1B03Z 00290

FLORIDA

Legal: 1-1-92

Case: No Rate Changes/ No Loss of 1+

2

	1992	1993	1994	1995	1996	1997
	----	----	----	----	----	----
MTS						
New Rate Factor Stimulation				7		
Messages Change				6		
Residence				5		
Business				9		
Public						
Revenue Change				10		
Residence				11		
Business				12		
Public				13		
OCP						
New Rate Factor Stimulation				14		
Messages Change				15		
Residence				16		
Business				17		
Revenue Change				18		
Residence				19		
Business						
Revenue Change				20		
Residence				21		
Business				22		
800						
New Rate Factor Stimulation				23		
Messages Change				24		
Revenue Change				25		
WATS						
New Rate Factor Stimulation				26		
Messages Change				27		
Revenue Change				28		
Total Toll Rev Chg				29		
Total Toll Mes Chg				30		
ACCESS						
MOU Change				31		
Revenue Change				32		
CCLC				33		
Usage Rates				34		
Total Revenue Fall				35		
				36		
				37		
				38		
				39		
				40		

HQ FORECASTING

07/31/92

F01B03Z 00291

F01A17Z 00892

FLORIDA

Case: No Rate Changes/ No Loss of 1+

MTS OCP 800 WATS

234
56
6

Access Min Per Conversation Min
Conversation Min Per Message
Stimulation Factors
Final Market Penetration (1+)
Final Market Penetration

1992 1993 1994 1995 1996 1997

	1992	1993	1994	1995	1996	1997
Keep 1+ (1 = Yes)				10		
Percent Of Year				11		
Adoption Rate (1+)				12		
Adopt (1+ -WATS)				13		
Adopt Rt (lose 1+)				14		
Rate Changes (1+)				15		
MTS				16		
OCP				17		
800				18		
WATS				19		
Rate Changes				20		
MTS				21		
OCP				22		
800				23		
WATS				24		
BAU Messages				25		
MTS				26		
RES				27		
BUS				28		
PUB				29		
OCP				30		
RES				31		
BUS				32		
800				33		
WATS				34		
MTS BAU Revenue				35		
Residence				36		
Business				37		
Public				38		
OCP BAU Revenue				39		
Residence				40		
Business				41		
WATS BAU Revenue				42		
800				43		
WATS				44		
CCLC				45		
MTS				46		
OCP				47		
800				48		
WATS				49		
Usage Rate Charges				50		
MTS				51		
OCP						
800						
WATS						

HQ FORECASTING

07/31/92

FO1B03Z 00292

FO1A17Z 00893

FACSIMILE TRANSMITTAL
600 N 19TH STREET - 13TH FLOOR

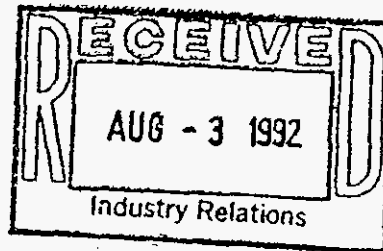
	STATE	NAME	CONTACT #	FAX #
TO:	AL	JANIS BARNES	205-972-3119	205-972-3619
	FL	LUIS QUINTERO	305-530-5482	305-577-3575
RITA MAHARA	GA	KATHY WHALEY	404-391-2470	404-391-2158
	KY	GARY MACKAY	502-582-8646	502-582-3214
	LA	ELLEN TURNER	504-528-2707	504-528-2109
	MS	DAVID HAYES	601-961-1937	601-352-6118
CATY MOSEFIELD	NC	DIANE CAMPBELL	704-378-0133	704-333-4282
	SC	EVELYN CLARKSON	803-748-8742	803-254-8716
	TN	JEFF LEWIS	615-665-6611	615-383-5787

FROM: HQ LILLIE COLEMAN 205-321-6102 205-321-4188

DATE 8-3-92

NUMBER OF PAGES 3
(INCLUDING FAX SHEET)
(EXCEPT GA HAS 5 PGS)

NOTES: DISCARD All Previous Copies as
OF 12:26 PM (CDT)



FLORIDA

Case: No Rate Changes/ No Loss of 1+

MTS

OCP

800

WATS

1
2

Access Min Per Conversation Min
 Conversation Min Per Message
 Stimulation Factors
 Final Market Penetration (1+)
 Final Market Penetration

3
4
5
6
8

	1992	1993	1994	1995	1996	1997
Keep 1+ (1 = Yes)				10		
Percent Of Year				11		
Adoption Rate (1+)				12		
Adopt (1+ -WATS)				13		
Adopt Rt (lose 1+)				14		
Rate Changes (1+)				15		
MTS				16		
OCP				18		
800				20		
WATS				22		
Rate Changes				22		
MTS				24		
OCP				26		
800				28		
WATS				30		
BAU Messages				32		
MTS				34		
RES				36		
BUS				38		
PUB				40		
OCP				42		
RES				44		
BUS				46		
800				48		
WATS				50		
MTS BAU Revenue				52		
Residence				54		
Business				56		
Public				58		
OCP BAU Revenue				60		
Residence				62		
Business				64		
WATS BAU Revenue				66		
800				68		
WATS				70		
CCLC				72		
MTS				74		
OCP				76		
800				78		
WATS				80		
Usage Rate Charges				82		
MTS				84		
OCP				86		
800				88		
WATS				90		

HQ FORECASTING

08/03/92

FLORIDA
Case: No Rate Changes/ No Loss of 1+

Legal: 1-1-92

	<u>1992</u>	<u>1993</u>	<u>1994</u>	<u>1995</u>	<u>1996</u>	<u>1997</u>
MTS						
New Rate Factor Stimulation			4			
Messages Change			6			
Residence			8			
Business			10			
Public						
Revenue Change			12			
Residence			14			
Business			16			
Public						
OCP						
New Rate Factor Stimulation			18			
Messages Change			20			
Residence						
Business						
Revenue Change			22			
Residence			24			
Business						
800						
New Rate Factor Stimulation			26			
Messages Change			28			
Revenue Change						
WATS						
New Rate Factor Stimulation			30			
Messages Change			32			
Revenue Change			34			
Total Toll Rev Chg						
Total Toll Msg Chg			36			
ACCESS						
MOU Change			38			
Revenue Change						
CCLC			40			
Usage Rates						
HQ FORECASTING						
			42			
			08/03/92			
Total Revenue Fall			44			

AUGUST 17, 1992
BIRMINGHAM, ALABAMA

TO: REVENUE FORECASTERS

FROM: LILLIE S. COLEMAN

SUBJECT: COMPETITIVE IMPACTS FOR THE 1993 COMMITMENT VIEW

ATTACHED YOU WILL FIND THE LATEST OUTPUT FROM THE INTRALATA TOLL
COMPETITION MODEL. KEEP IN MIND THAT ALL OF THE QUANTITIES SHOWN ARE
FULL YEAR IMPACTS. THEREFORE, FOR 1992 I INCLUDED 7-MONTHS OF IMPACT IN
THE BOOKED REVENUE VIEW AND 9-MONTHS OF IMPACT IN THE MESSAGE AND
MINUTES-OF-USE FORECASTS FOR REFORMS. I ALSO PROVIDED THE APPROPRIATE
PEOPLE THE 1+ IMPACTS TO BE INCLUDED IN LINE 34 FOR EACH AREA AS
INDICATED. THE 1+ QUANTITIES WERE DERIVED BY TAKING THE DIFFERENCE
BETWEEN 10XXX REVENUES AND THE 1+ REVENUES FOR THE SAME PERIOD.

PLEASE NOTE THAT SOME ROUNDING OCCURRED IN THE MONTHLY SPREADS. IF YOU
HAVE ANY QUESTIONS OR COMMENTS, CALL ME.

LILLIE

F01B03Z 00296

F01A17Z 00897

LOSS OF 1+ EXCLUSIVITY (MARKET SHARE LOSS EXCLUDING 10XXX IMPACTS)

NOTE:
 ALL 1+ IMPACTS INCLUDED IN LINE 34 EXCEPT KENTUCKY'S 1+ IMPACTS
 1993 COMMITMENT VIEW BUDGET IMPACTS (\$000)

STATE	EFF	1994	1995	INTRALATA TOLL		1997
				1996	1997	
ALABAMA						6
FLORIDA						7
GEORGIA						8
KENTUCKY						9
LOUISIANA						10
MISSISSIPPI						11
NORTH CAROLINA						12
SOUTH CAROLINA						13
TENNESSEE						14
BST		-35954	-133325			16

STATE	EFF	1994	1995	INTRASTATE ACCESS		1997
				1996	1997	
ALABAMA						18
FLORIDA						19
GEORGIA						20
KENTUCKY						21
LOUISIANA						22
MISSISSIPPI						23
NORTH CAROLINA						24
SOUTH CAROLINA						25
TENNESSEE						26
BST						28

STATE	EFF	1994	1995	LOCAL		1997
				1996	1997	
LOUISIANA						29
BST						30

STATE	EFF	1994	1995	NET		1997
				1996	1997	
ALABAMA						31
FLORIDA						32
GEORGIA						33
KENTUCKY						34
LOUISIANA						35
MISSISSIPPI						36
NORTH CAROLINA						37
SOUTH CAROLINA						38
TENNESSEE						39
BST						44

FLORIDA

Case: 10XXX LOSS 1992-1997 / NO LOSS OF 1+ ¹

MTS OCP 800 WATS 3

Access Min Per Conversation Min
Conversation Min Per Message
Stimulation Factors
Final Market Penetration (1+)
Final Market Penetration

4
6
7
2

	1992	1993	1994	1995	1996	1997
	----	----	----	----	----	----
Keep 1+ (1 = Yes)					10	
Percent Of Year Adoption Rate (1+)					12	
Adopt (1+ -WATS)					14	
Adopt Rt (lose 1+)						
Rate Changes (1+)					16	
MTS					18	
OCP					20	
800						
WATS						
Rate Changes					22	
MTS					24	
OCP						
800						
WATS					26	
BAU Messages						
MTS					28	
RES						
BUS					30	
PUB						
OCP					32	
RES						
BUS					34	
800						
WATS					36	
MTS BAU Revenue						
Residence					38	
Business						
Public					40	
OCP BAU Revenue						
Residence					42	
Business					44	
WATS BAU Revenue						
800					46	
WATS						
CCLC						
MTS					48	
OCP					50	
800						
WATS					52	
Usage Rate Charge:						
MTS					54	
OCP						
800					56	
WATS						

FO1B03Z 00298

08/13/92

HQ FORECASTING

FO1A17Z 00899

FLORIDA

Legal: 1-1-92

Case: 10XXX LOSS 1992-1997 / NO LOSS OF 1+

	1992	1993	1994	1995	1996	1997
	-----	-----	-----	-----	-----	-----
MTS						
New Rate Factor Stimulation			5			
Messages Change Residence Business Public			7			
Revenue Change Residence Business Public			11			
DCP			15			
New Rate Factor Stimulation			17			
Messages Change Residence Business			19			
Revenue Change Residence Business			21			
BOO			25			
New Rate Factor Stimulation			27			
Messages Change			28			
Revenue Change			30			
WATS			32			
New Rate Factor Stimulation			34			
Messages Change			38			
Revenue Change			46			
ACCESS						
MOU Change						
Revenue Change CCLC Usage Rates						
Total Revenue Fall						

FO1B03Z 00299

08/13/92

HQ FORECASTING

FO1A17Z 00900

Southern Bell Tel. & Tel. Co.
FPSC Docket No. 920260-TL
FPSC Staff's 3rd Interrogatories
August 10, 1992
Item No. 91
Page 1 of 1

REQUEST: Please provide all documentation showing the impact of competition on the Company's actual toll message volumes from 1988 through 1991, and on the Company's 1992, 1993, and 1994 forecasted estimate of toll messages.

RESPONSE: See attached.

INFORMATION PROVIDED BY: Art Smith
SE3G1 3535 Colonnade Parkway
Birmingham, AL 35243

August 3, 1992

To: Lillie Coleman, Staff Manager-Forecasting

From: John Colias, Research Economist-Economic Analysis

Subject: Assumptions for the Forecast of IntraLATA Toll Competition

We attach the following summaries of the toll market share losses due to 10XXX or 1+ competition.

We produce the toll market share losses for each state separately using the econometric market share model developed from Georgia survey respondents. The Georgia survey was completed in February of 1992.

Keep in mind that the Market Share Model requires inputs for:

1. Average prices across all intraLATA toll services.
2. Current interLATA customer market shares across AT&T, MCI, US Sprint, and other IXC, calculated separately for residence and business markets.
3. Average BST intraLATA toll revenue received by BST intraLATA toll customers in the state.
4. For business customers, the percentage of business customers currently purchasing one of six high-volume IXC services (AT&T Megacom, MCI Prism, Sprint UltraWATS, AT&T SDN, MCI V-Net, and Sprint VPN).

For the following attached simulation results, we used Georgia numbers for (2), (3), and (4), but state-specific values for (1).

We received the average prices required from Tom Culpepper on Thursday and completed our simulations of toll market share losses late Friday.

These losses are a function of price. The price information we can get is only an average price of DDD and operator handled calls for BST, AT&T, MCI, and US Sprint. What we really need is the average price of AT&T, MCI, and US Sprint for all of their services. We realize that this average price is hard to obtain since we do not have intraLATA toll distributions for high-volume Megacom, Prism, and UltraWats customers. Consequently, we must all use caution in interpreting the market share losses reported in the attached pages.

The market share losses for the "Existing Rates" scenario are all very low since, in most cases, the BST DDD+Operator Handled rates are below those of competitors.

PROPRIETARY

NOT FOR USE OR DISCLOSURE OUTSIDE OF
BELLSOUTH SERVICES, INC. OR ITS AFFILIATED
COMPANIES EXCEPT UNDER WRITTEN AGREEMENT

FO1B03Z 0030

FO1A17Z 00902

You can use the market share losses for "Competitors and BST Same Rates" or those for "Competitors Rates 5 Cents Below BST" or some interpolation of these, depending on the assumption you wish to make in your forecast with respect to the relative prices of BST and other IXCs.

While your request is for percentage loss of intraLATA toll messages, our econometric equation provides the percentage of customers lost; therefore, we provide you with what we have available. Also, while you requested a total across residential and business customers, our econometric market share equations exist separately for residence and business intraLATA toll markets; therefore, we provide them to you separately to enable you to weight them with weights that are consistent with your data sources.

The prices used in the simulation are the existing rates for MTS supplied by Tom Culpepper--see attached. For the "Competitors and BST Same Rates" scenario, the competitors rates were made the same as BST existing rates, except in those states where the BST rates are currently above the IXC Rates. In those cases, the BST and IXC rates were assumed to be all equal to the lowest of the IXC rates. For the "Competitors Rates 5 Cents Below BST", the BST rate used was always the current BST rate.

PROPRIETARY

NOT FOR USE OR DISCLOSURE OUTSIDE OF
BELLSOUTH SERVICES, INC. OR ITS AFFILIATED
COMPANIES EXCEPT UNDER WRITTEN AGREEMENT

cc: Art Smith

F01B03Z 00301

F01A17Z 00903

FLORIDA

BST Retains Exclusive 1+ Dialing

Existing Rates
 Residential Customer Market Shares
 AT&T
 MCI
 SPRINT
 OTHER IXC
 BST

Competitors & BST Same Rates
 Residential Customer Market Shares
 AT&T
 MCI
 SPRINT
 OTHER IXC
 BST

Competitors Rates 5 Cents Below BST
 Residential Customer Market Shares
 AT&T
 MCI
 SPRINT
 OTHER IXC
 BST

BST Loses Exclusive 1 + Dialing 1

Existing Rates 2
 Residential Customer Market Shares 3
 AT&T 4
 MCI 5
 SPRINT
 OTHER IXC 7
 BST

Competitors & BST Same Rates 9
 Residential Customer Market Shares
 AT&T 11
 MCI
 SPRINT 13
 OTHER IXC
 BST 15

Competitors Rates 5 Cents Below BST
 Residential Customer Market Shares 17
 AT&T
 MCI 19
 SPRINT
 OTHER IXC 21
 BST

PROPRIETARY

NOT FOR USE OR DISCLOSURE OUTSIDE OF
 BELLSOUTH SERVICES, INC. OR ITS AFFILIATED
 COMPANIES EXCEPT UNDER WRITTEN AGREEMENT

BST Retains Exclusive 1+ Dialing

Existing Rates
 Business Customer Market Shares
 AT&T
 MCI
 SPRINT
 OTHER IXC
 BST

Competitors and BST Same Rates
 Business Customer Market Shares
 AT&T
 MCI
 SPRINT
 OTHER IXC
 BST

Competitors Rates 5 Cents Below BST
 Business Customer Market Shares
 AT&T
 MCI
 SPRINT
 OTHER IXC
 BST

BST Loses Exclusive 1 + Dialing 23

Existing Rates
 Business Customer Market Shares 25
 AT&T
 MCI 27
 SPRINT
 OTHER IXC 29
 BST

Competitors and BST Same Rates 31
 Business Customer Market Shares
 AT&T 33
 MCI
 SPRINT 35
 OTHER IXC
 BST 37

Competitors Rates 5 Cents Below BST
 Business Customer Market Shares 39
 AT&T
 MCI 41
 SPRINT
 OTHER IXC 43
 BST

Additional Information for Item No. 94A

Forecasted local switched demand was disaggregated to full rate element detail based on historical distributions, contained in the response (Attachment A) to Item 75a of the FPSC Staff's 3rd Interrogatories.

Demand stimulation was estimated by calculating the percent change in total revenue (utilizing existing and proposed rates with base line demand) as a surrogate for the change in price. It was assumed the carriers would flow through of this price change to end users. The percent change in demand was calculated utilizing intraLATA Toll elasticities. The stimulated demand was then priced out to obtain the proposed revenues.

Information Provided By: Edd Wadley, Staff Manager
South E3H1
3535 Colonnade Parkway
Birmingham, AL 35243

1 TIME OF DAY DISTRIBUTIONS FROM BILLING DATA TAPE
2 LOTUS FILENAME:FLO4229D.WK!
3 9/25/91

4	FGA PREM	FGA NPREM	FGD P	FGD NP
5 DAY				
6 EVENING				
7 NIGHT				
TOTAL	100.0%	100.0%	100.0%	100.0%

1 FLORIDA IAS CCL PRICEOUT
2 LOTUS FILENAME:FL123091

3 A 1993 FCT
4 CCL RATE ELEMENT DEMAND
5 NO IAL TOLL
6 PREMIUM

7 ORIG FGB MTS
8 ORIG FGA DAY
9 EVENING
10 NIGHT
11 ORIG FGA DAY

12 EVENING
13 NIGHT
14 ORIG FGD DAY
15 EVENING
16 NIGHT
17 ORIG FGD DAY
18 EVENING
19 NIGHT

20 TERM FGA
21 TERM FGB
22 TERM FGC
23 TERM FGD

24 TOTAL PREMIUM

25 TRANSITIONAL

26 ORIG FGB MTS
27 ORIG FGA DAY
28 EVENING
29 NIGHT
30 ORIG FGA DAY
31 EVENING
32 NIGHT
33 ORIG FGD DAY
34 EVENING
35 NIGHT
36 ORIG FGD DAY
37 EVENING
38 NIGHT

39 TERM FGA
40 TERM FGB
41 TERM FGC
42 TERM FGD

43 TOTAL TRANS

44 TOTAL

45 1993 CE WATS
46 OUT WATS ORIG
47 800 TERM

CHECK

1 As part of the calculation of the effects of 10xxx competition, the
2 minutes of use which are expected to convert from toll to switched access
3 were calculated. For 1993 it was estimated that of MTS minutes from
4 toll would be lost to competition and that these same minutes would
5 convert to access minutes. These lost MTS conversation minutes were
6 multiplied by to approximate the conversion to both ends of switched
7 access. The WATS and 800 calculations used different percentage losses
8 to competition (% for 1993). OCP minutes lost were for 1992. The
minutes were converted to switched access minutes in the same manner as
the MTS minutes.

Information provided by:

Jack Bryant

BST Pricing

- 1 Local Switching Minutes of Use
- 2 General Forecast Assumptions
- 3 1992 Preliminary Commitment View

4 o The 1992 Preliminary Commitment View is a six-year forecast of
 5 Local Switching Minutes of Use. The view includes annual level
 6 (1991-1995) for Company and state by jurisdiction.

7 o The view is based on historical data from CABS Billing Data
 8 Tapes that were adjusted for known PIU shifts to place demand on
 9 an 1-1-91 base.

- 10 - November, 1988 - OCC 800 Service Shift
- 11 - April, 1989 - ATX 800 Service Shift
- 12 - January, 1990 - ATX Non-800 Terminating Service Shift
- 13 - June, 1990 - OCC 800 Service Shift
- 14 - August, 1990 - ATX 800 Originating Service Shift
- 15 - 1989 - Hurricane Hugo's Impact (

16 o Equal Access conversions have been completed for all states.

17 o Bypass embedded in historical trend.

18 o Access Line forecast reflected in view.

19 o

20

21 o

o current economic view is incorporated.

BTI FORECASTING

F01B03Z 00342

F01A17Z 00948

1 AREA: FLORIDA
 2 VIEW: Prel 92 Com Vw
 3 DATE: 10/29/91

MINUTES OF USE ANALYSIS 01-01-91 BASE

FCST RPT: 0310
 PAGE: #1
 TIME: 10:26:51

	12MTH ENDING SEPTEMBER											
	1987	1988	1989	1990	1990	1991	1991	1992	1993	1994	1995	1996
6 INTRASTATE M O U												
7 BELL LOCAL SW(000)	2786990	3096841	3528403	3884931	3814622	4021187	4103970					
8 INCREASE	245197	309851	431562	356528	417773	206565	219039					
9 % INCREASE	9.6	11.1	13.9	10.1	12.4	5.4	5.6					
10 MOU/AVG AC LN	717.75	756.00	818.57	861.01	853.93	869.12	880.19					
11 INCREASE	22.12	38.25	62.56	42.48	55.85	15.18	19.18					
12 % INCREASE	3.2	5.3	8.3	5.2	7.0	1.8	2.2					
13 AVG AC LNS INSV(000)	3883	4096	4310	4512	4467	4627	4663					
14 % INCREASE	6.3	5.5	5.2	4.7	5.0	3.6	3.3					

NOTICE: Not for disclosure outside BELL SOUTH Corporation except under written agreement.

FLORIDA
INTRASTATE InterLata Minutes of Use
(M)

% Cumulative YTD to Previous Year Analysis

% Cum. through Sep	1989	1990	1991
	13.0	11.0	4.7

If present growth continues, then 1991 EOY would be	4068		
Forecast Views	4287	4164	4104
% Difference	-5.1	-2.3	-0.9

% 12MVT Analysis

12MVT through Sept., 1990	3815
12MVT through Sept., 1991	4021

% Growth	5.4
----------	-----

If present growth continues, then 1991 EOY would be	4096		
	4287	4164	4104
	-4.5	-1.7	-0.2

% Analysis of Growth Rate

	1991CV YTD	1992PCV Other Months	100191C EOY	1992PCV EOY	100191C EOY
YTD 1990	2899	986	986	3885	3885
YTD 1991	3036	1128	1068	4164	4104
	4.7	14.5	8.4	7.2	5.6

) FLORIDA
 2 Analysis of 1992 Commitment View
 3 INTRASTATE Interstate Minutes of Use

Y 1992 Prel. C.V. Business-as-Usual

	1989	1990	1991	1992	1993	1994	1995	1996
6 MOU (M)	3,528	3,885	4,164					
7 % CHANGE		10.1	7.2					
8 MOU PER	819	861	894					
9 Avg. Acc. Line								
10 % CHANGE		5.2	3.8					

11 1992 C.V. Business-as-Usual

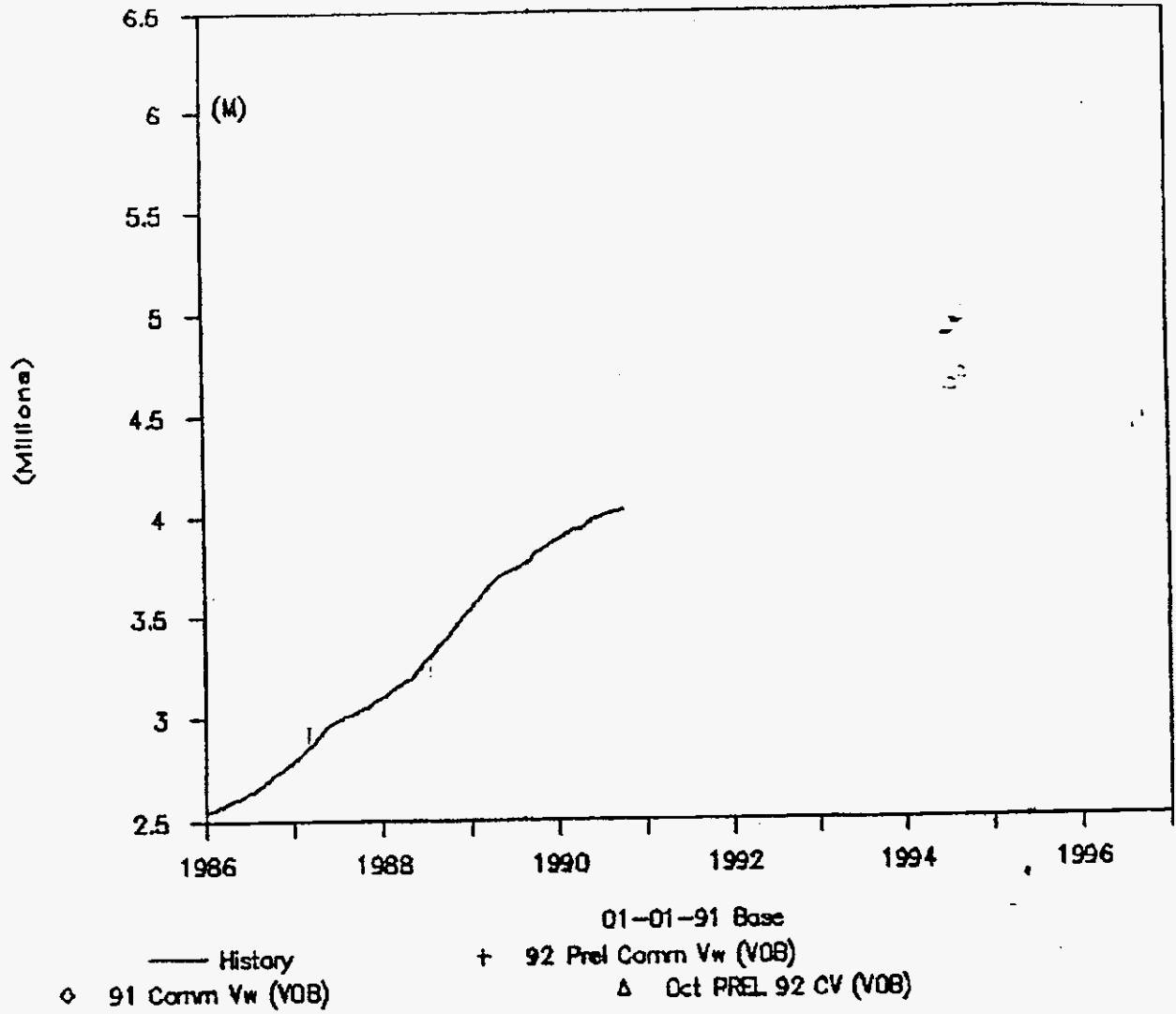
	1989	1990	1991
12 MOU (M)	3,528	3,885	4,104
14 % CHANGE		10.1	5.6
15 MOU PER	819	861	880
16 Avg. Acc. Line			
17 % CHANGE		5.2	2.2

18 Change in Views

	1989	1990	1991	1992	1993	1994
20 MOU (M)	0	0	(60)			
21 % CHANGE			-1.4			

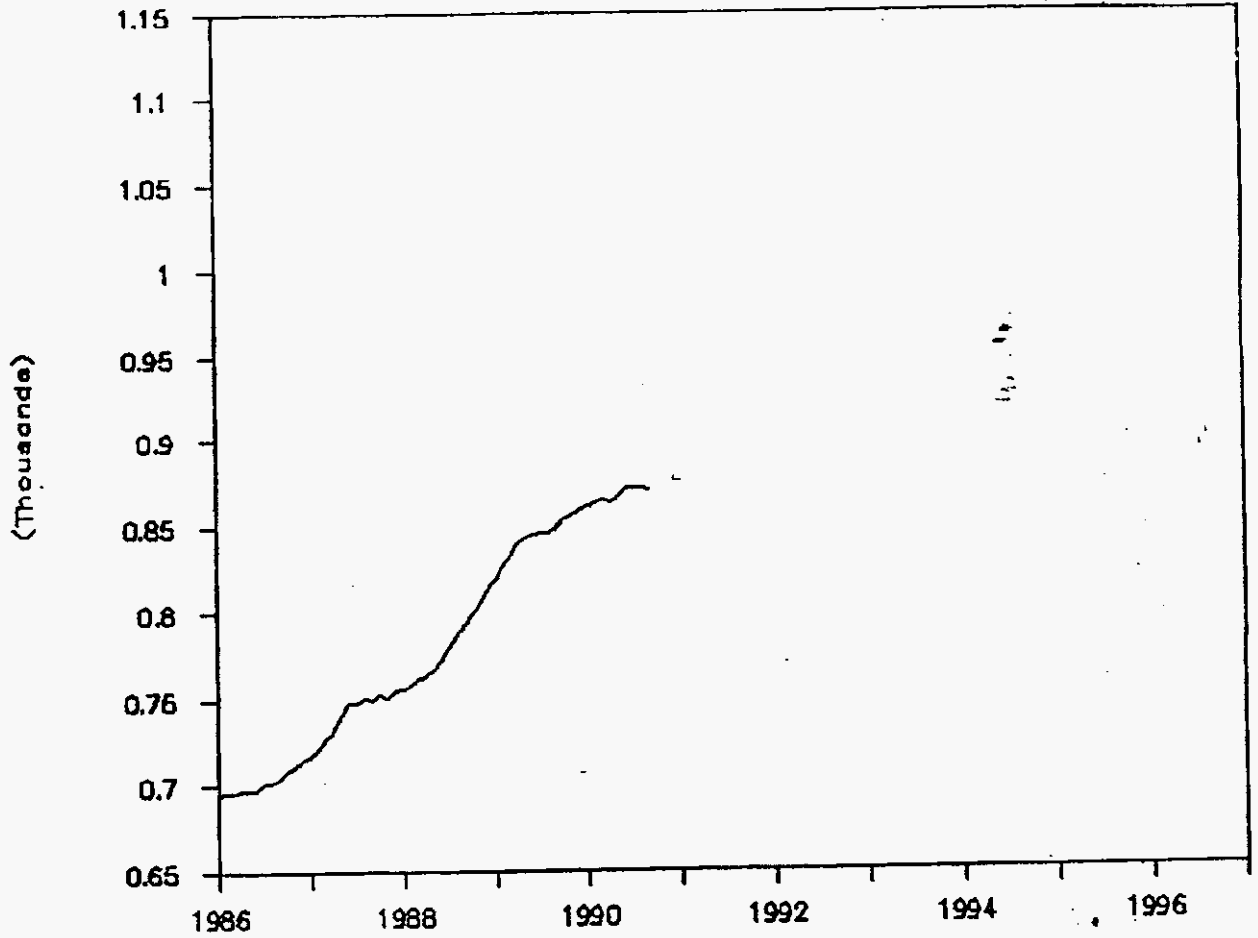
INTRASTATE INTERLATA MOU

FLORIDA



INTRASTATE MOU per AVERAGE ACCESS LINE

FLORIDA



— History
◇ 91 Comm Vw (VOB)
+ 92 Prel Comm Vw (VOB)
Δ Oct PREL 92 CV (VOB)

/ FILE: 1091FLIA.WK1

2 VIEW: 100191C
3 STATE: FLORIDA

IAS SWITCHED ACCESS (000)

ELEMENT NUMBER	DESCRIPTION	HISTORY			FORECAST					
		1988 DEMAND	1989 DEMAND	1990 DEMAND	1991 DEMAND	1992 DEMAND	1993 DEMAND	1994 DEMAND	1995 DEMAND	1996 DEMAND
7	0400 LS 1 PREMIUM	329577	466369	495313	444929					
8	TOT FEA GROUP A	110294	102575	63919	41958					
9	FX ORIG									
10	FX TERM									
11	ENFIA A ORIG	0	0	0	0					
12	ENFIA A TERM	0	0	0	0					
13	OCC FX ORIG	0	0	0	0					
14	FGA FX TERM	0	0	0	0					
15	ENFIA A ORIG	55511	58003	38898	30541					
16	ENFIA A TERM	19493	20868	9637	2914					
17	TOT FEA GROUP B	219284	363794	431394	402971					
18	OCC ENFIA B ORIG	20181	30243	35537	40724					
19	FGB ENFIA B TERM	199103	333551	395857	362247					
20	0424 LS 1 TRANSITION	153375	91729	112637	102338					
21	TOT FEA GROUP A	42783	16200	9668	6638					
22	FX ORIG									
23	FX TERM									
24	ENFIA A ORIG	0	0	0	0					
25	ENFIA A TERM	0	0	0	0					
26	OCC FX ORIG	0	0	0	0					
27	FGA FX TERM	0	0	0	0					
28	ENFIA A ORIG	28070	6376	3957	2749					
29	ENFIA A TERM	10739	6307	1432	460					
30	TOT FEA GROUP B	110592	75529	102969	95700					
31	OCC ENFIA B ORIG	6726	4949	5173	6951					
32	FGB ENFIA B TERM	103866	70580	97796	88749					

FOI1417Z 00954
FOI1803Z 00348

FILE: 1091FLIA.WK1

A B C D E F G H I J

VIEW: 100191C
STATE: FLORIDA

IAS SWITCHED ACCESS

ELEMENT NUMBER	DESCRIPTION	HISTORY			FORECAST					
		1988 DEMAND	1989 DEMAND	1990 DEMAND	1991 DEMAND	1992 DEMAND	1993 DEMAND	1994 DEMAND	1995 DEMAND	1996 DEMAND
7	LS-2 PREMIUM	2613889	2970304	3276983	3556703					
8	MTS ORIG									
9	MTS TERM									
10	OUT ORIG									
11	OUT TERM									
12	800 ORIG									
13	800 TERM									
14	900 ORIG									
15	900 TERM									
16	DA ORIG									
17	MTS ORIG									
18	MTS TERM									
19	OUT ORIG									
20	OUT TERM									
21	800 ORIG									
22	800 READYLINE									
23	800 TERM									
24	900 ORIG									
25	900 TERM									
26	DA ORIG									
27	TOTAL AT&T LS-2	2217182	2367219	2522535	2697367					
28	OCC MTS ORIG	336530	460797	520956	545470					
29	FGO MTS TERM	5811	17859	54769	77015					
30	OUT ORIG	1177	1931	2044	1570					
31	OUT TERM	0	0	0	0					
32	800 ORIG	53187	122433	174991	233646					
33	800 READYLINE	0	0	0	0					
34	800 TERM	1	2	106	705					
35	900 ORIG	0	63	1582	930					
36	900 TERM	0	0	0	0					
37	DA ORIG	0	0	0	0					
38	TOTAL OCC LS-2	396707	603085	754448	859336					
39	LS1 PREMIUM	329577	466369	495313	444929					
40	LS1 TRANSITION	153375	91729	112637	102338					
41	LS2 PREM	2613889	2970304	3276983	3556703					
42	TOTAL	3096842	3528402	3884933	4103970					
43	TOTAL CCL MOU	2832027	3308282	3723041	4007390					
44		0.9145	0.9376	0.9583	0.9765					
	FLORIDA INTRASTATE	HIST 1988			FCST 91					
	FGA	153077	118775	73587	48596					
	FGB	329876	439323	534363	498671					
	FGD	2613889	2970304	3276983	3556703					
	TOTAL MOU	3096842	3528402	3884933	4103970					

FOI A17Z 00955
FOI B03Z 00349

A

B

C

D

E

F

G

H

I

1 FILE: 1091FLIA.WK!

2 VIEW: 100191C
3 STATE: FLORIDA

IAS SWITCHED ACCESS (000) GROWTH RATES

4 ELEMENT 5 NUMBER	DESCRIPTION	HISTORY		FORECAST					
		1989 DEMAND	1990 DEMAND	1991 DEMAND	1992 DEMAND	1993 DEMAND	1994 DEMAND	1995 DEMAND	1996 DEMAND
6	0400 LS 1 PREMIUM	41.51	6.21	-10.17					
7	TOT FEA GROUP A	-7.00	-37.69	-34.36					
8	FX ORIG								
9	FX TERM								
10	ENFIA A ORIG								
11	ENFIA A TERM								
12	OCC FX ORIG								
13	FGA FX TERM								
14	ENFIA A ORIG	4.49	-32.94	-21.48					
15	ENFIA A TERM	7.06	-53.82	-69.76					
16	TOT FEA GROUP B	65.90	18.58	-6.59					
17	OCC ENFIA B ORIG	49.86	17.50	14.60					
18	FGB ENFIA B TERM	67.53	18.68	-8.49					
19	0424 LS 1 TRANSITION	-40.19	22.79	-9.14					
20	TOT FEA GROUP A	-62.13	-40.32	-31.34					
21	FX ORIG								
22	FX TERM								
23	ENFIA A ORIG								
24	ENFIA A TERM								
25	OCC FX ORIG								
26	FGA FX TERM								
27	ENFIA A ORIG	-77.29	-37.94	-30.53					
28	ENFIA A TERM	-41.27	-77.30	-67.88					
29	TOT FEA GROUP B	-31.70	36.33	-7.06					
30	OCC ENFIA B ORIG	-26.42	4.53	34.37					
31	FGB ENFIA B TERM	-32.05	38.56	-9.25					

FOI1803Z 00350
FOI1A17Z 00956

FILE: 1091FLIA.WK1

VIEW: 100191C
STATE: FLORIDA

IAS SWITCHED ACCESS

ELEMENT NUMBER	DESCRIPTION	HISTORY			FORECAST					
		1988 DEMAND	1989 DEMAND	1990 DEMAND	1991 DEMAND	1992 DEMAND	1993 DEMAND	1994 DEMAND	1995 DEMAND	1996 DEMAND
7	LS-2 PREMIUM		13.64	10.32	8.54					9.1
8	MTS ORIG									
9	MTS TERM									
10	OUT ORIG									
11	OUT TERM									
12	800 ORIG									
13	800 TERM									
14	900 ORIG									
15	900 TERM									
16	DA ORIG									
17	MTS ORIG									
18	MTS TERM									
19	OUT ORIG									
20	OUT TERM									
21	800 ORIG									
22	800 READYLINE									
23	800 TERM									
24	900 ORIG									
25	900 TERM									
26	DA ORIG									
27	TOTAL AT&T LS-2		6.77	6.56	6.93					
OCC	28 MTS ORIG		36.93	13.06	4.71					
FGD	29 MTS TERM		207.32	206.67	40.62					
	30 OUT ORIG		63.99	5.85	-23.19					
	31 OUT TERM									
	32 800 ORIG		130.19	42.93	33.52					
	33 800 READYLINE									
	34 800 TERM		206.28	5200.00	565.09					
	35 900 ORIG									
	36 900 TERM									
	37 DA ORIG									
38	TOTAL OCC LS-2		52.02	25.10	13.90					
39	LS1 PREMIUM		41.51	6.21	-10.17					
40	LS1 TRANSITION		-40.19	22.79	-9.14					
41	LS2 PREM		13.64	10.32	8.54					
42	TOTAL		13.94	10.10	5.64					
43	TOTAL CCL MOU		16.82	12.54	7.64					
			HIST.							
			1989	90	91					
FLORIDA	INTRASTATE	44								
100191C	FGA	45	-22.41	-38.05	-33.96					
	FGB	47	33.18	21.63	-6.68					
	FGD	48	13.64	10.32	8.54					
	TOTAL MOU	49	13.94	10.10	5.64					

FOI B03Z 00351
FOI A17Z 00952

FILE: 1091FLJA.WK1

2 VIEW: 100191C
3 STATE: FLORIDA
4 FEATURE GROUP SUMMARY

IAS SWITCHED ACCESS (000)

	HIST. 1988	89	90	FCST. 91	92	93	94	95	96
5									
6									
7									
8									
9									
10									
11									
12 FGA OCC ORIG.	83581	64379	42855	33290					
13	0.7344	0.7032	0.7947	0.9080					
14 FGA OCC TERM.	30231	27175	11069	3374					
15	0.2656	0.2968	0.2053	0.0920					
16 TOT. FGA OCC	113812	91554	53924	36664					
17 % OF TOT. FGA	0.7435	0.7708	0.7328	0.7545					
18 TOT. FGA ORIG.	110513	83689	58309	42270					
19	0.7219	0.7046	0.7924	0.8698					
20 TOT. FGA TERM.	42564	35086	15278	6326					
21	0.2781	0.2954	0.2076	0.1302					
22 TOT. FGA	153077	118775	73587	48596					
23 % OF TOTAL MOU	0.0494	0.0337	0.0189	0.0118					
24 FGB ORIG.	26907	35192	40710	47675					
25	0.0816	0.0801	0.0762	0.0956					
26 FGB TERM.	302969	404131	493653	450996					
27	0.9184	0.9199	0.9238	0.9044					
28 TOT. FGB	329876	439323	534363	498671					
29 % OF TOTAL MOU	0.1065	0.1245	0.1375	0.1215					

FOI1803Z 00352
FOI1A17Z 00958

1 FILE: 1091FLIA.WK1

2 VIEW: 100191C
3 STATE: FLORIDA
4 FEATURE GROUP SUMMARY
5

IAS SWITCHED ACCESS (000)

HIST.	89	90	FCST.	91	92	93	94	95	96
-------	----	----	-------	----	----	----	----	----	----

6
7
8
9
10
11

12 FGD OCC ORIG.	390895	585224	699573	781616
13	0.9853	0.9704	0.9273	0.9096
14 FGD OCC TERM.	5812	17861	54875	77720
15	0.0147	0.0296	0.0727	0.0904
16 TOT. FGD OCC	396707	603085	754448	859336
17 % OF TOT. FGD	0.1518	0.2030	0.2302	0.2416
18 TOT. FGD ORIG.	1550374	1832221	2068449	2274308
19	0.5931	0.6168	0.6312	0.6394
20 TOT. FGD TERM.	1063515	1138083	1208534	1282395
21	0.4069	0.3832	0.3688	0.3606
22 TOTAL FGD	2613889	2970304	3276983	3556703
23 % OF TOTAL MOU	0.8440	0.8418	0.8435	0.8666
24 TOTAL ORIG. MOU	1687794	1951102	2167468	2364253
25	0.5450	0.5530	0.5579	0.5761
26 TOTAL TERM. MOU	1409048	1577300	1717465	1739717
27	0.4550	0.4470	0.4421	0.4239
28 TOTAL MOU	3096842	3528402	3884933	4103970
29 YR/YR % CHG.		13.94	10.10	5.64

FOI1803Z 00353
FOI1A17Z 00959

ADMINISTRATIVE FORECAST

013191F

F01A17Z 00967

F01B03Z 00358

NETWORK/DIST. ORGANIZATION REPORT
ADMINISTRATIVE FORECAST OF STATION ACTIVITY

09/02/92

013191F 1991 ADMINISTRAT

1. TOTAL ACCESS LINE INWARD MOVT	REPORTED
2. TOTAL ACCESS LINE OUTWARD MOVT	REPORTED
3. TOTAL ACCESS LINE GAIN (INCLUDES ENFIA)	REPORTED
4. TOTAL ACCESS LINES INSV (INCLUDES ENFIA)	REPORTED
5. AVG TOTAL ACCESS LINES INSV (INCLUDES ENFIA)	REPORTED

NOTE: ACTUALS FOR 1991 UPDATED THROUGH JAN

F01A17Z 00968

F01B03Z 00359

4

	JAN	FEB	MAR	APR	MAY	JUN	JUL	AUG	SEP	OCT	NOV	DEC	YEAR
***** MSET *****	----- TOTAL ACCESS LINE INWARD MOVT -----												*****

1990 MONTHLY ACTUALS

NORTH-FLORIDA-	50581	43595	50231	46299	48324	50192	46912	65098	45842	48348	45747	40386	581555
SOUTHEAST-FLO	48486	38765	41937	38865	38932	40511	43302	45213	36727	46959	47699	40891	508287
SOUTH-FLORIDA-	35425	32432	36567	33088	35015	33313	34389	37627	32300	35750	34138	29875	409919
FLORIDA	134492	114792	128735	118252	122271	124016	124603	147938	114869	131057	127584	111152	1499761

1991 MONTHLY FORECAST

NORTH-FLORIDA-	48615	41426	45510	45280	46580	48515	47330	60296	46305	49968	45930	43245	569000
SOUTHEAST-FLO	46153	36665	39855	36440	38105	40560	43220	45945	37615	47915	48530	41297	502300
SOUTH-FLORIDA-	35421	32975	35930	33325	35025	33330	34475	37705	31460	36560	34070	30024	410300
FLORIDA	130189	111066	121295	115045	119710	122405	125025	143946	115380	134443	128530	114566	1481600

1992 MONTHLY FORECAST

NORTH-FLORIDA-	51280	43925	48590	47710	48275	51040	50035	63470	47745	51725	48365	43440	595600
SOUTHEAST-FLO	49425	39975	43220	39920	41510	43895	46610	49255	40920	51220	51860	44090	541900
SOUTH-FLORIDA-	37930	35730	39090	36080	37685	35965	37175	40530	34505	39015	36620	32375	442700
FLORIDA	138635	119630	130900	123710	127470	130900	133820	153255	123170	141960	136845	119905	1580200

1993 ANNUAL FORECAST

NORTH-FLORIDA-													628500
SOUTHEAST-FLO													577700
SOUTH-FLORIDA-													461500
FLORIDA													1667700

1994 ANNUAL FORECAST

NORTH-FLORIDA-													656300
SOUTHEAST-FLO													618100
SOUTH-FLORIDA-													477800
FLORIDA													1752200

1995 ANNUAL FORECAST

NORTH-FLORIDA-													
SOUTHEAST-FLO													
SOUTH-FLORIDA-													
FLORIDA													

1996 ANNUAL FORECAST

NORTH-FLORIDA-													
SOUTHEAST-FLO													
SOUTH-FLORIDA-													
FLORIDA													

***** MSED *****

----- TOTAL ACCESS LINE OUTWARD MOVT -----

1990 MONTHLY ACTUALS

NORTH-FLORIDA-	40214	36603	40410	43112	43344	43179	45880	51817	39130	44150	40784	38395	507018
SOUTHEAST-FLO	34829	31489	38847	43522	38634	38297	39870	41312	32123	36359	37780	33064	446126
SOUTH-FLORIDA-	30938	28741	31757	30978	32142	30723	33143	34269	27582	34765	31228	27342	373608
FLORIDA	105981	96833	111014	117612	114120	112199	118893	127398	98835	115274	109792	98801	1326752

NOTE: ACTUALS FOR 1991 UPDATED THROUGH JAN

F01A17Z 00969

F01B03Z 00360

5

JAN FEB MAR APR MAY JUN JUL AUG SEP OCT NOV DEC YEAR

**** MSED ***** TOTAL ACCESS LINE OUTWAGD MOV *****

991 MONTHLY FORECAST-----

NORTH-FLORIDA-	40075	35595	39995	42315	43640	43305	43730	51120	39265	43610	39740	38610	501000
SOUTHEAST-FLOR	33850	31920	39175	43555	38670	38370	39860	41340	32155	36435	37695	33275	446300
SOUTH-FLORIDA-	30619	29425	32425	31675	32850	31300	33750	34825	28400	35225	31775	28031	380300
FLORIDA	104544	96940	111595	117545	115160	112975	117340	127285	99820	115270	109210	99916	1327600

992 MONTHLY FORECAST-----

NORTH-FLORIDA-	41315	37025	41410	43405	44470	44925	45780	52650	40830	45375	41935	39480	518600
SOUTHEAST-FLOR	36500	34615	41870	46250	41365	41065	42555	44035	34850	39130	40390	36275	478900
SOUTH-FLORIDA-	32825	31525	34525	33775	34950	33400	35850	36925	30600	37225	33875	30225	405700
FLORIDA	110640	103165	117805	123430	120785	119390	124185	133610	106280	121730	116200	105980	1403200

993 ANNUAL FORECAST-----

NORTH-FLORIDA-													543000
SOUTHEAST-FLOR													511700
SOUTH-FLORIDA-													421000
FLORIDA													1475700

994 ANNUAL FORECAST-----

NORTH-FLORIDA-													567300
SOUTHEAST-FLOR													543600
SOUTH-FLORIDA-													436300
FLORIDA													1547200

995 ANNUAL FORECAST-----

NORTH-FLORIDA-													
SOUTHEAST-FLOR													
SOUTH-FLORIDA-													
FLORIDA													

996 ANNUAL FORECAST-----

NORTH-FLORIDA-													
SOUTHEAST-FLOR													
SOUTH-FLORIDA-													
FLORIDA													

**** THEG ***** TOTAL ACCESS LINE GAIN (INCLUDES ENET) *****

990 MONTHLY ACTUALS-----

NORTH-FLORIDA-	10295	6990	8824	3304	5859	7014	998	13282	6699	4198	4963	1869	74295
SOUTHEAST-FLOR	13646	7274	3092	-4764	297	2222	3374	3850	4615	10608	9922	7812	-61948
SOUTH-FLORIDA-	4482	3657	4850	2110	2874	2592	1243	3282	4720	988	2902	2541	36241
FLORIDA	28423	17921	16766	650	9030	11828	5615	20414	16034	15794	17787	12222	172484

991 MONTHLY FORECAST-----

NORTH-FLORIDA-	8520	5831	5515	2965	2940	5210	3600	9176	7040	6358	6190	4655	68000
SOUTHEAST-FLOR	12300	4745	680	-7115	-565	2190	3360	4605	5460	11480	10835	8025	56000
SOUTH-FLORIDA-	4802	3550	3505	1650	2175	2030	725	2880	3060	1335	2295	1993	30000
FLORIDA	25622	14126	9700	-2500	4550	9430	7685	16661	15560	19173	19320	14673	154000

992 MONTHLY FORECAST-----

NORTH-FLORIDA-	9965	6900	7180	4305	3895	6115	4255	10820	6915	6350	6430	3960	77000
SOUTHEAST-FLOR	12925	5360	1350	-6330	145	2830	4055	5220	6070	12090	11470	7815	63000
SOUTH-FLORIDA-	5105	4205	4565	2305	2735	2565	1325	3605	3905	1790	2745	2150	37000
FLORIDA	27995	16465	13095	280	6685	11510	9635	19645	16890	20230	20645	13925	177000

FO1ALZ 00970

JAN FEB MAR APR MAY JUN JUL AUG SEP OCT NOV DEC YEAR

**** TMEG ***** TOTAL ACCESS LINE GAIN (INCLUDES FMEIA) *****

993 ANNUAL FORECAST-----

NORTH-FLORIDA-	85500
SOUTHEAST-FLO	86000
SOUTH-FLORIDA-	40500
FLORIDA	192000

994 ANNUAL FORECAST-----

NORTH-FLORIDA-	89000
SOUTHEAST-FLO	74500
SOUTH-FLORIDA-	41500
FLORIDA	205000

995 ANNUAL FORECAST-----

NORTH-FLORIDA-	
SOUTHEAST-FLO	
SOUTH-FLORIDA-	
FLORIDA	

996 ANNUAL FORECAST-----

NORTH-FLORIDA-	
SOUTHEAST-FLO	
SOUTH-FLORIDA-	
FLORIDA	

**** TMS ***** TOTAL ACCESS LINES INSV (INCLUDES FMEIA) *****

990 MONTHLY ACTUALS -----

NORTH-FLORIDA-	1659186	1665996	1675250	1679209	1684324	1690358	1693794	1706263	1709490	1708757	1717995	1719840	1719840
SOUTHEAST-FLO	1630291	1637320	1640520	1635687	1636509	1638203	1641605	1645308	1649950	1659796	1667600	1675519	1675519
SOUTH-FLORIDA-	1163904	1166873	1171632	1173677	1179156	1178935	1180194	1183284	1187970	1188030	1190833	1193307	1193307
FLORIDA	4453381	4470189	4487402	4488573	4499989	4507496	4515593	4534855	4547410	4556583	4576428	4588666	4588666

991 MONTHLY FORECAST-----

NORTH-FLORIDA-	1728262	1734093	1739608	1742573	1745513	1750723	1754323	1763499	1770539	1776897	1783087	1787742	1787742
SOUTHEAST-FLO	1687817	1692562	1693242	1686127	1685562	1687752	1691112	1695717	1701177	1712657	1723492	1731517	1731517
SOUTH-FLORIDA-	1197968	1201518	1205023	1206673	1208848	1210878	1211603	1214483	1217543	1218878	1221173	1223166	1223166
FLORIDA	4614047	4628173	4637873	4635373	4639923	4649353	4657038	4673699	4689259	4708432	4727752	4742425	4742425

992 MONTHLY FORECAST-----

NORTH-FLORIDA-	1797707	1804607	1811787	1816092	1819897	1826012	1830267	1841087	1848002	1854352	1860782	1864742	1864742
SOUTHEAST-FLO	1744442	1749802	1751152	1744822	1744967	1747797	1751852	1757072	1763142	1775232	1786702	1794517	1794517
SOUTH-FLORIDA-	1228271	1232476	1237041	1239346	1242081	1244646	1245971	1249576	1253481	1255271	1258016	1260166	1260166
FLORIDA	4770420	4786885	4799980	4800260	4806945	4818455	4828090	4847735	4864625	4884855	4905500	4919425	4919425

993 ANNUAL FORECAST-----

NORTH-FLORIDA-	1950242
SOUTHEAST-FLO	1860517
SOUTH-FLORIDA-	1300666
FLORIDA	5111425

994 ANNUAL FORECAST-----

NORTH-FLORIDA-	2039242
SOUTHEAST-FLO	1935017
SOUTH-FLORIDA-	1342166
FLORIDA	5316425

JAN FEB MAR APR MAY JUN JUL AUG SEP OCT NOV DEC YEAR

***** THES ***** TOTAL ACCESS LINES INSV (INCLUDES ENEIA) *****

1995 ANNUAL FORECAST-----

NORTH-FLORIDA-
SOUTHEAST-FLO
SOUTH-FLORIDA-
FLORIDA

1996 ANNUAL FORECAST-----

NORTH-FLORIDA-
SOUTHEAST-FLO
SOUTH-FLORIDA-
FLORIDA

***** AMES ***** AVG TOTAL ACCESS LINES INSV (INCLUDES ENEIA) *****

1990 MONTHLY ACTUALS-----

NORTH-FLORIDA-	1654066	1662591	1670623	1677229	1681766	1687341	1692076	1700028	1707876	1709123	1713376	1718917	1689584
SOUTHEAST-FLO	1623415	1633805	1638920	1638103	1636098	1637356	1639904	1643456	1647629	1654873	1663698	1671559	1644068
SOUTH-FLORIDA-	1161649	1165388	1169252	1172654	1176416	1179045	1179564	1181739	1185627	1188000	1189431	1192070	1178402
FLORIDA	4439131	4461785	4478795	4487987	4494281	4503742	4511544	4525224	4541132	4551996	4566505	4582547	4512055

1991 MONTHLY FORECAST-----

NORTH-FLORIDA-	1724051	1731177	1736850	1741090	1744043	1748118	1752523	1758911	1767019	1773718	1779992	1785414	1753575
SOUTHEAST-FLO	1681668	1690189	1692902	1689684	1685844	1686657	1689432	1693414	1698447	1706917	1718074	1727504	1696727
SOUTH-FLORIDA-	1195637	1199743	1203270	1205848	1207760	1209863	1211240	1213043	1216013	1218210	1220025	1222169	1210235
FLORIDA	4601356	4621110	4633023	4636623	4637648	4644638	4653195	4665368	4681479	4698845	4718092	4735088	4660538

1992 MONTHLY FORECAST-----

NORTH-FLORIDA-	1792724	1801157	1808197	1813939	1817994	1822954	1828139	1835677	1844544	1851177	1857567	1862762	1828069
SOUTHEAST-FLO	1737979	1747122	1750477	1747987	1744894	1746382	1749824	1754462	1760107	1769187	1780967	1790609	1756666
SOUTH-FLORIDA-	1225718	1230373	1234758	1238193	1240713	1243363	1245308	1247773	1251528	1254376	1256643	1259091	1243986
FLORIDA	4756422	4778652	4793432	4800120	4803602	4812700	4823272	4837912	4856180	4874740	4895177	4912462	4828722

1993 ANNUAL FORECAST-----

NORTH-FLORIDA- 1907492
SOUTHEAST-FLO 1827517
SOUTH-FLORIDA- 1280416
FLORIDA 5015425

1994 ANNUAL FORECAST-----

NORTH-FLORIDA- 1994742
SOUTHEAST-FLO 1897767
SOUTH-FLORIDA- 1321416
FLORIDA 5213925

1995 ANNUAL FORECAST-----

NORTH-FLORIDA-
SOUTHEAST-FLO
SOUTH-FLORIDA-
FLORIDA

1996 ANNUAL FORECAST-----

NORTH-FLORIDA-
SOUTHEAST-FLO
SOUTH-FLORIDA-
FLORIDA

8

ESI

RESIDENCE ORGANIZATION REPORT
ADMINISTRATIVE FORECAST OF STATION ACTIVITY

09/02/92

013191F 1991 ADMINISTRAT

1. RESIDENCE ACLESS LINE INWARD MOVT	REPORTED
2. RESIDENCE ACCESS LINE OUTWARD MOVT	REPORTED
3. RESIDENCE ACCESS LINE GAIN	REPORTED
4. RESIDENCE ACCESS LINES IN-SVC	REPORTED
5. AVG RESIDENCE ACCESS LINES IN-SVC	REPORTED

NOTE: ACTUALS FOR 1991 UPDATED THROUGH JAN

F01A17Z 00973

F01B03Z 00364

RESIDENCE ORGANIZATION REPORT
ADMINISTRATIVE FORECAST OF STATION ACTIVITY

JAN FEB MAR APR MAY JUN JUL AUG SEP OCT NOV DEC YEAR

***** MSRI ***** RESIDENCE ACCESS LINE INWARD MOVT *****

1990 MONTHLY ACTUALS

	JAN	FEB	MAR	APR	MAY	JUN	JUL	AUG	SEP	OCT	NOV	DEC	YEAR
NORTH-FLORIDA-	38645	32601	37189	34674	36338	39047	36609	52753	33484	35535	35275	30115	442265
SOUTHEAST-FLOR	35393	27282	29701	27355	27610	29385	29241	33484	25431	33411	35793	30255	364331
SOUTH-FLORIDA-	25585	22675	25030	22947	24363	24147	24476	27294	23440	25399	25354	22227	292937
FLORIDA	99613	82558	91920	84976	88311	92579	90326	113531	82355	94345	96422	82597	1099533

1991 MONTHLY FORECAST

	JAN	FEB	MAR	APR	MAY	JUN	JUL	AUG	SEP	OCT	NOV	DEC	YEAR
NORTH-FLORIDA-	37129	30686	33765	33710	34745	37220	37120	48040	32775	36415	34430	32165	428200
SOUTHEAST-FLOR	34176	26375	28775	26475	27150	29125	29025	33525	25625	33650	35900	29899	359700
SOUTH-FLORIDA-	25364	22700	24975	23325	24300	24050	24550	27750	22675	25725	24750	21836	292000
FLORIDA	96669	79761	87515	83510	86195	90395	90695	109315	81075	95790	95080	83900	1079900

1992 MONTHLY FORECAST

	JAN	FEB	MAR	APR	MAY	JUN	JUL	AUG	SEP	OCT	NOV	DEC	YEAR
NORTH-FLORIDA-	38240	32400	35940	35715	36485	39015	39260	50730	34555	38090	36590	32880	449900
SOUTHEAST-FLOR	36125	28375	30825	28575	29225	31125	31075	35525	27625	35650	37980	30975	383000
SOUTH-FLORIDA-	26625	24325	26600	24900	25875	25625	26150	29375	24400	27275	26400	22950	310500
FLORIDA	100990	85100	93365	89190	91585	95765	96485	115630	86580	101015	100890	86805	1143400

1993 ANNUAL FORECAST

	YEAR
NORTH-FLORIDA-	475000
SOUTHEAST-FLOR	413200
SOUTH-FLORIDA-	321400
FLORIDA	1209600

1994 ANNUAL FORECAST

	YEAR
NORTH-FLORIDA-	498000
SOUTHEAST-FLOR	446900
SOUTH-FLORIDA-	332400
FLORIDA	1277300

1995 ANNUAL FORECAST

	YEAR
NORTH-FLORIDA-	
SOUTHEAST-FLOR	
SOUTH-FLORIDA-	
FLORIDA	

1996 ANNUAL FORECAST

	YEAR
NORTH-FLORIDA-	
SOUTHEAST-FLOR	
SOUTH-FLORIDA-	
FLORIDA	

***** MSRO ***** RESIDENCE ACCESS LINE OUTWARD MOVT *****

1990 MONTHLY ACTUALS

	JAN	FEB	MAR	APR	MAY	JUN	JUL	AUG	SEP	OCT	NOV	DEC	YEAR
NORTH-FLORIDA-	30733	27305	30418	33755	34272	34304	36947	42333	28788	33229	31229	29497	392810
SOUTHEAST-FLOR	24490	22213	29017	32708	27786	28126	29439	30944	22650	25603	25706	22999	321681
SOUTH-FLORIDA-	21915	19834	22146	22566	22687	22453	24447	26099	20353	24719	22292	20082	269593
FLORIDA	77138	69352	81581	89029	84745	84883	90833	99376	71791	83551	79227	72578	984084

NOTE: ACTUALS FOR 1991 UPDATED THROUGH JAN

	JAN	FEB	MAR	APR	MAY	JUN	JUL	AUG	SEP	OCT	NOV	DEC	YEAR
--	-----	-----	-----	-----	-----	-----	-----	-----	-----	-----	-----	-----	------

***** MSRO ***** RESIDENCE_ACCESS_LINE_OUTWARD_MOVI *****

991 MONTHLY FORECAST

NORTH-FLORIDA-	29476	26878	30165	32615	34035	33990	35085	41355	28755	33015	30325	29306	385000
SOUTHEAST-FLOR	23626	22100	28900	32600	27700	28000	29400	30900	22600	25600	25600	22974	320000
SOUTH-FLORIDA-	21164	20200	22500	22900	23100	22800	24700	26400	20900	24800	22600	20336	272400
FLORIDA	74266	69178	81565	88115	84835	84790	89185	98655	72255	83415	78525	72616	977400

992 MONTHLY FORECAST

NORTH-FLORIDA-	30740	28100	31390	33840	35110	35390	36785	42680	30030	34390	32115	30030	400600
SOUTHEAST-FLOR	25300	23800	30600	34300	29400	29700	31100	32600	24300	27300	27300	24300	340000
SOUTH-FLORIDA-	22600	21700	24000	24400	24600	24300	26200	27900	22500	26200	24100	21500	290000
FLORIDA	78640	73600	85990	92540	89110	89390	94085	103180	76830	87890	83515	75830	1030600

993 ANNUAL FORECAST

NORTH-FLORIDA-													420000
SOUTHEAST-FLOR													370000
SOUTH-FLORIDA-													300000
FLORIDA													1090000

994 ANNUAL FORECAST

NORTH-FLORIDA-													440000
SOUTHEAST-FLOR													400000
SOUTH-FLORIDA-													310000
FLORIDA													1150000

995 ANNUAL FORECAST

NORTH-FLORIDA-													
SOUTHEAST-FLOR													
SOUTH-FLORIDA-													
FLORIDA													

996 ANNUAL FORECAST

NORTH-FLORIDA-													
SOUTHEAST-FLOR													
SOUTH-FLORIDA-													
FLORIDA													

***** THER ***** RESIDENCE_ACCESS_LINE_GAIN *****

990 MONTHLY ACTUALS

NORTH-FLORIDA-	7719	5157	6557	781	1973	4633	-485	10271	4615	2172	3966	568	47927
SOUTHEAST-FLOR	10700	5016	524	-5477	-235	1162	-357	2496	2776	7787	10028	7113	41533
SOUTH-FLORIDA-	3638	2817	2801	297	1503	1634	-11	1145	3054	669	3050	2139	22736
FLORIDA	22057	12990	9882	-4399	3241	7429	-853	13912	10445	10628	17044	9820	112196

991 MONTHLY FORECAST

NORTH-FLORIDA-	7485	3808	3600	1095	710	3230	2035	6685	4020	3400	4105	3027	43200
SOUTHEAST-FLOR	10513	4275	-125	-6125	-550	1125	-375	2625	3025	8050	10300	6962	39700
SOUTH-FLORIDA-	4177	2500	2475	425	1200	1250	-150	1350	-1775	925	2150	1523	19600
FLORIDA	22175	10583	5950	-4605	1360	5605	1510	10660	8820	12375	16555	11512	102500

992 MONTHLY FORECAST

NORTH-FLORIDA-	7500	4300	4550	1875	1375	3625	2475	8050	4525	3700	4475	2850	49300
SOUTHEAST-FLOR	10825	4575	225	-5725	-175	1425	-25	2925	3325	8350	10600	6675	43000
SOUTH-FLORIDA-	4025	2625	2600	500	1275	1325	-50	1475	1900	1075	2300	1450	20500
FLORIDA	22350	11500	7375	-3350	2475	6375	2400	12450	9750	13125	17375	10975	112800

JAN FEB MAR APR MAY JUN JUL AUG SEP OCT NOV DEC YEAR

***** THER ***** RESIDENCE_ACCESS_LINE_GAIN *****

1993 ANNUAL FORECAST-----

NORTH-FLORIDA-	55000
SOUTHEAST-FLO	43200
SOUTH-FLORIDA-	21400
FLORIDA	119600

1994 ANNUAL FORECAST-----

NORTH-FLORIDA-	58000
SOUTHEAST-FLO	46900
SOUTH-FLORIDA-	22400
FLORIDA	127300

1995 ANNUAL FORECAST-----

NORTH-FLORIDA-	
SOUTHEAST-FLO	
SOUTH-FLORIDA-	
FLORIDA	

1996 ANNUAL FORECAST-----

NORTH-FLORIDA-	
SOUTHEAST-FLO	
SOUTH-FLORIDA-	
FLORIDA	

***** THRS ***** RESIDENCE_ACCESS_LINES_IN-SVC *****

1990 MONTHLY ACTUALS -----

NORTH-FLORIDA-	1202448	1207508	1214074	1214852	1216828	1220866	1223271	1232742	1234124	1231700	1240280	1240837	1240837
SOUTHEAST-FLO	1188966	1193943	1194483	1189004	1188782	1189944	1189586	1192090	1194875	1202591	1211730	1218836	1218836
SOUTH-FLORIDA-	787724	790480	793272	793554	795059	796689	796678	797826	800882	801532	804131	806273	806273
FLORIDA	3179138	3191931	3201829	3197410	3200669	3207499	3209535	3222658	3229881	3235823	3256141	3265946	3265946

1991 MONTHLY FORECAST-----

NORTH-FLORIDA-	1248327	1252135	1255735	1256830	1257540	1260770	1262805	1269490	1273510	1276910	1281015	1284042	1284042
SOUTHEAST-FLO	1229345	1233620	1233495	1227370	1226820	1227945	1227570	1230195	1233220	1241270	1251570	1258532	1258532
SOUTH-FLORIDA-	810446	812946	815421	815846	817046	818296	818146	819496	821271	822196	824346	825869	825869
FLORIDA	3289118	3298701	3304651	3300046	3301406	3307011	3308521	3319181	3328001	3340376	3356931	3368443	3368443

1992 MONTHLY FORECAST-----

NORTH-FLORIDA-	1291542	1295842	1300392	1302267	1303642	1307267	1309742	1317792	1322317	1326017	1330492	1333342	1333342
SOUTHEAST-FLO	1269357	1273932	1274157	1268432	1268257	1269682	1269657	1272582	1275907	1284257	1294857	1301532	1301532
SOUTH-FLORIDA-	829894	832519	835119	835619	836894	838219	838169	839644	841544	842619	844919	846369	846369
FLORIDA	3390793	3402293	3409668	3406318	3408793	3415168	3417568	3430018	3439768	3452893	3470268	3481243	3481243

1993 ANNUAL FORECAST-----

NORTH-FLORIDA-	1388342
SOUTHEAST-FLO	1344732
SOUTH-FLORIDA-	867769
FLORIDA	3600843

1994 ANNUAL FORECAST-----

NORTH-FLORIDA-	1446342
SOUTHEAST-FLO	1391632
SOUTH-FLORIDA-	890169
FLORIDA	3728143

FOIA17Z 00976

12

	JAN	FEB	MAR	APR	MAY	JUN	JUL	AUG	SEP	OCT	NOV	DEC	YEAR
**** TRMS *****	RESIDENCE ACCESS LINES IN-SVC *****												

995 ANNUAL FORECAST-----

NORTH-FLORIDA-

SOUTHEAST-FLOR

SOUTH-FLORIDA-

FLORIDA

996 ANNUAL FORECAST-----

NORTH-FLORIDA-

SOUTHEAST-FLOR

SOUTH-FLORIDA-

FLORIDA

**** TRMRA *****

AVG. RESIDENCE ACCESS LINES IN-SVC *****

1990 MONTHLY ACTUALS -----

NORTH-FLORIDA-	1198585	1204978	1210791	1214463	1215840	1218847	1222068	1228006	1233433	1232912	1235990	1240558	1221372
SOUTHEAST-FLOR	1183616	1191454	1194213	1191743	1188893	1189363	1189765	1190838	1193482	1198733	1207160	1215283	1194545
SOUTH-FLORIDA-	785904	789102	791876	793413	794306	795874	796683	797252	799354	801207	802831	805202	796083
FLORIDA	3168106	3185534	3196880	3199619	3199039	3204084	3208517	3216096	3226269	3232852	3245982	3261043	3212001

991 MONTHLY FORECAST-----

NORTH-FLORIDA-	1244582	1250231	1253935	1256282	1257185	1259155	1261787	1266147	1271500	1275210	1278962	1282528	1263125
SOUTHEAST-FLOR	1224090	1231482	1233557	1230432	1227095	1227382	1227757	1228882	1231707	1237245	1246420	1255051	1233425
SOUTH-FLORIDA-	808359	811696	814183	815633	816446	817671	818221	818821	820383	821733	823271	825107	817627
FLORIDA	3277032	3293409	3301676	3302348	3300726	3304208	3307766	3313851	3323591	3334188	3348653	3362687	3314177

992 MONTHLY FORECAST-----

NORTH-FLORIDA-	1287792	1293692	1298117	1301329	1302954	1305454	1308504	1313767	1320054	1324167	1328254	1331917	1309666
SOUTHEAST-FLOR	1263944	1271644	1274044	1271294	1268344	1268969	1269669	1271119	1274244	1280082	1289557	1298194	1275092
SOUTH-FLORIDA-	827881	831206	833819	835369	836256	837556	838194	838906	840594	842081	843769	845644	837606
FLORIDA	3379618	3396543	3405980	3407993	3407555	3411980	3416368	3423793	3434893	3446330	3461580	3475755	3422365

993 ANNUAL FORECAST-----

NORTH-FLORIDA-													1360842
SOUTHEAST-FLOR													1323132
SOUTH-FLORIDA-													857069
FLORIDA													3541043

994 ANNUAL FORECAST-----

NORTH-FLORIDA-													1417342
SOUTHEAST-FLOR													1368182
SOUTH-FLORIDA-													878969
FLORIDA													3664493

995 ANNUAL FORECAST-----

NORTH-FLORIDA-

SOUTHEAST-FLOR

SOUTH-FLORIDA-

FLORIDA

996 ANNUAL FORECAST-----

NORTH-FLORIDA-

SOUTHEAST-FLOR

SOUTH-FLORIDA-

FLORIDA

BUSINESS ORGANIZATION REPORT
ADMINISTRATIVE FORECAST OF STATION ACTIVITY

013191F 1991 ADMINISTRAT

- 1. BUSINESS(L-C) ACCESS LINE INWARD MOV'T REPORTED
- 2. BUSINESS(L-C) ACCESS LINE OUTWARD MOV'T REPORTED
- 3. BUS (L-C) ACCESS LINE GAIN (INCLUDES ENFIA) REPORTED
- 4. BUS (L-C) ACCESS LINES INSV (INCLUDES ENFIA) REPORTED
- 5. AVG BUSINESS (L-C) ACCESS LINES INSV (INCL ENFIA) REPORTED
- 6. BUS MAIN ACCESS LINE(L/C) INWARD REPORTED
- 7. BUS MAIN ACCESS LINE(L/C) OUTWARD REPORTED
- 8. BUS MAIN ACCESS LINE(L/C) GAIN REPORTED
- 9. BUS MAIN ACCESS LINES(L/C) IN-SVC REPORTED
- 10. EQUIV MAIN(LESS CPE MAIN) INWD MOV'T REPORTED
- 11. EQUIV MAIN(LESS CPE MAIN) OUTWD MOV'T REPORTED
- 12. EQUIV MAIN GAIN (INCL ENFIA, EXCL CPE MAIN) REPORTED
- 13. EQUIV MAIN INSV (INCL ENFIA, EXCL CPE MAIN) REPORTED

NOTE: ACTUALS FOR 1991 UPDATED THROUGH JAN

14

	JAN	FEB	MAR	APR	MAY	JUN	JUL	AUG	SEP	OCT	NOV	DEC	YEAR
***** MSBI ***** BUSINESS(L-C) ACCESS LINE INWARD MOVI *****													

990 MONTHLY ACTUALS

ORTH-FLORIDA-	11608	10532	12460	11055	11531	10726	9907	11776	11867	11318	10171	9725	132676
SOUTHEAST-FLOR	12693	11108	11846	11119	10860	10833	13704	11351	10944	13064	11505	10242	139269
SOUTH-FLORIDA-	9533	9425	11161	9689	10376	8721	9634	10038	8606	9820	8518	7366	112887
FLORIDA	33834	31065	35467	31863	32767	30280	33245	33165	31417	34202	30194	27333	384832

991 MONTHLY FORECAST

ORTH-FLORIDA-	11074	10325	11170	11020	11320	10840	9780	11725	12945	12473	11120	10608	134400
SOUTHEAST-FLOR	11507	9825	10600	9475	10400	11050	13750	11950	11550	13700	12150	11043	137000
SOUTH-FLORIDA-	9725	9875	10575	9600	10325	8800	9575	9675	8450	10450	9025	7925	114000
FLORIDA	32306	30025	32345	30095	32045	30690	33105	33350	32945	36623	32295	29576	385400

992 MONTHLY FORECAST

ORTH-FLORIDA-	12575	11090	12045	11405	11255	11570	10335	12150	12580	12550	11435	10210	139200
SOUTHEAST-FLOR	12825	11125	11900	10850	11725	12375	15075	13250	12850	15000	13425	12850	153300
SOUTH-FLORIDA-	10975	11000	12100	10750	11400	9850	10675	10850	9775	11350	9900	9175	127800
FLORIDA	36375	33215	36045	33005	34380	33795	36085	36250	35205	38900	34810	32235	420300

993 ANNUAL FORECAST

ORTH-FLORIDA-													147400
SOUTHEAST-FLOR													159000
SOUTH-FLORIDA-													135800
FLORIDA													442200

994 ANNUAL FORECAST

ORTH-FLORIDA-													152900
SOUTHEAST-FLOR													165700
SOUTH-FLORIDA-													141300
FLORIDA													459900

995 ANNUAL FORECAST

ORTH-FLORIDA-													
SOUTHEAST-FLOR													
SOUTH-FLORIDA-													
FLORIDA													

996 ANNUAL FORECAST

ORTH-FLORIDA-													
SOUTHEAST-FLOR													
SOUTH-FLORIDA-													
FLORIDA													

***** MSBO ***** BUSINESS(L-C) ACCESS LINE OUTWARD MOVI *****

990 MONTHLY ACTUALS

ORTH-FLORIDA-	9188	8938	9509	8882	8721	8546	8580	9148	9398	10134	9262	8551	108857
SOUTHEAST-FLOR	9921	8969	9464	10475	10491	9911	10082	10042	9232	10429	11787	9735	120538
SOUTH-FLORIDA-	8785	8592	9318	8070	9120	7923	8390	7986	6938	9726	8711	7071	100630
FLORIDA	27894	26499	28291	27427	28332	26380	27052	27176	25568	30289	29760	25357	330025

NOTE: ACTUALS FOR 1991 UPDATED THROUGH JAN

15

	JAN	FEB	MAR	APR	MAY	JUN	JUL	AUG	SEP	OCT	NOV	DEC	YEAR
***** MSRO ***** BUSINESS(L-C) ACCESS LINE OUTWARD MOVT *****													

1991 MONTHLY FORECAST

NORTH-FLORIDA-	10246	8298	9260	9150	9140	8895	8215	9315	9640	9915	9040	8886	110000
SOUTHEAST-FLOR	9919	9400	9800	10500	10500	10000	10000	10000	9200	10400	11700	9881	121300
SOUTH-FLORIDA-	9222	8900	9600	8400	9400	8100	8700	8200	7200	10100	8900	7478	104200
FLORIDA	29387	26598	28660	28050	29040	26995	26915	27515	26040	30415	29640	26245	335500

1992 MONTHLY FORECAST

NORTH-FLORIDA-	10265	8545	9485	9045	8935	9150	8600	9550	9975	10350	9500	9100	112500
SOUTHEAST-FLOR	10900	10400	10800	11500	11500	11000	11000	11000	10200	11400	12700	11600	134000
SOUTH-FLORIDA-	10000	9500	10200	9000	10000	8700	9300	8800	7800	10700	9500	8500	112000
FLORIDA	31165	28445	30485	29545	30435	28850	28900	29350	27975	32450	31700	29200	358500

1993 ANNUAL FORECAST

NORTH-FLORIDA-													118000
SOUTHEAST-FLOR													137000
SOUTH-FLORIDA-													117500
FLORIDA													372500

1994 ANNUAL FORECAST

NORTH-FLORIDA-													123000
SOUTHEAST-FLOR													139000
SOUTH-FLORIDA-													123000
FLORIDA													385000

1995 ANNUAL FORECAST

NORTH-FLORIDA-													
SOUTHEAST-FLOR													
SOUTH-FLORIDA-													
FLORIDA													

1996 ANNUAL FORECAST

NORTH-FLORIDA-													
SOUTHEAST-FLOR													
SOUTH-FLORIDA-													
FLORIDA													

***** THEB ***** BUS_(L-C)_ACCESS LINE GAIN (INCLUDES FNEIA) *****

1990 MONTHLY ACTUALS

NORTH-FLORIDA-	2541	1731	2168	2428	3782	2291	1440	2778	2537	1318	989	1102	25105
SOUTHEAST-FLOR	2954	2190	2544	661	427	1027	3723	1302	1728	2664	-220	635	19635
SOUTH-FLORIDA-	775	823	1966	1703	1430	860	1281	2026	1703	108	-189	309	12795
FLORIDA	6270	4744	6678	4792	5639	4178	6444	6106	5968	4090	580	2046	57535

1991 MONTHLY FORECAST

NORTH-FLORIDA-	976	2027	1910	1870	2180	1945	1565	2410	3305	2558	2080	1574	24400
SOUTHEAST-FLOR	1622	425	800	-1025	-100	1050	3750	1950	2350	3300	450	1128	15700
SOUTH-FLORIDA-	526	975	975	1200	925	700	875	1475	-1250	350	125	424	9800
FLORIDA	3124	3427	3685	2045	3005	3695	6190	5835	6905	6208	2655	3126	49900

1992 MONTHLY FORECAST

NORTH-FLORIDA-	2310	2545	2560	2360	2320	2420	1735	2600	2605	2200	1935	1110	26700
SOUTHEAST-FLOR	1925	725	1100	-650	225	1375	4075	2250	2650	3600	775	1250	19300
SOUTH-FLORIDA-	975	1500	1900	1750	1400	1150	1375	2050	1975	650	400	675	15800
FLORIDA	5210	4770	5560	3460	3945	4945	7185	6900	7230	6450	3110	3035	61800

EQ1A17Z 00980

16

FORM: 013191F 1991 ADMINISTRAT
FORM: BUSI

BUSINESS ORGANIZATION REPORT
ADMINISTRATIVE FORECAST OF STATION ACTIVITY

DATE: 09/02/92
PAGE 3

JAN FEB MAR APR MAY JUN JUL AUG SEP OCT NOV DEC YEAR

***** THEB ***** BUS (L-C) ACCESS LINE GAIN (INCLUDES ENEIA) *****

1993 ANNUAL FORECAST-----

NORTH-FLORIDA-	29400
SOUTHEAST-FLOR	22000
SOUTH-FLORIDA-	18300
FLORIDA	69700

1994 ANNUAL FORECAST-----

NORTH-FLORIDA-	29900
SOUTHEAST-FLOR	26700
SOUTH-FLORIDA-	18300
FLORIDA	74900

1995 ANNUAL FORECAST-----

NORTH-FLORIDA-	
SOUTHEAST-FLOR	
SOUTH-FLORIDA-	
FLORIDA	

1996 ANNUAL FORECAST-----

NORTH-FLORIDA-	
SOUTHEAST-FLOR	
SOUTH-FLORIDA-	
FLORIDA	

***** THEB ***** BUS (L-C) ACCESS LINES INSV (INCLUDES ENEIA) *****

1990 MONTHLY ACTUALS-----

NORTH-FLORIDA-	428565	430216	432800	435886	438920	440858	441831	444588	446872	447840	448500	449589	449589
SOUTHEAST-FLOR	416550	418532	421167	421761	422698	423192	426943	428087	429825	431796	430351	431097	431097
SOUTH-FLORIDA-	355949	356145	358029	359682	363715	361768	363065	364887	366552	365751	365913	366152	366152
FLORIDA	1201064	1204893	1211996	1217329	1225333	1225818	1231839	1237562	1243249	1245387	1244764	1246838	1246838

1991 MONTHLY FORECAST-----

NORTH-FLORIDA-	450462	452489	454399	456269	458449	460394	461959	464369	467674	470232	472312	473886	473886
SOUTHEAST-FLOR	432718	433143	433943	432918	432818	433868	437618	439568	441918	445218	445668	446796	446796
SOUTH-FLORIDA-	366542	367517	368492	369692	370617	371317	372192	373667	374917	375267	375392	375816	375816
FLORIDA	1249722	1253149	1256834	1258879	1261884	1265579	1271769	1277604	1284509	1290717	1293372	1296498	1296498

1992 MONTHLY FORECAST-----

NORTH-FLORIDA-	476196	478741	481301	483661	485981	488401	490136	492736	495341	497541	499476	500586	500586
SOUTHEAST-FLOR	448721	449446	450546	449896	450121	451496	455571	457821	460471	464071	464846	466096	466096
SOUTH-FLORIDA-	376791	378291	380191	381941	383341	384491	385866	387916	389891	390541	390941	391616	391616
FLORIDA	1301708	1306478	1312038	1315498	1319443	1324388	1331573	1338473	1345703	1352153	1355263	1358298	1358298

1993 ANNUAL FORECAST-----

NORTH-FLORIDA-	529986
SOUTHEAST-FLOR	488096
SOUTH-FLORIDA-	409916
FLORIDA	1427998

1994 ANNUAL FORECAST-----

NORTH-FLORIDA-	559886
SOUTHEAST-FLOR	514796
SOUTH-FLORIDA-	428216
FLORIDA	1502898

FOIA17Z 00981

JAN FEB MAR APR MAY JUN JUL AUG SEP OCT NOV DEC YEAR

**** TMBS ***** BUS (L-C) ACCESS LINES INSV (INCLUDES ENEIA) *****

1995 ANNUAL FORECAST-----

NORTH-FLORIDA-
SOUTHEAST-FLO
SOUTH-FLORIDA-
FLORIDA

1996 ANNUAL FORECAST-----

NORTH-FLORIDA-
SOUTHEAST-FLO
SOUTH-FLORIDA-
FLORIDA

**** TMBA *****AVG BUSINESS (L-C) ACCESS LINES INSV (INCL ENEIA)*****

1990 MONTHLY ACTUALS -----

NORTH-FLORIDA-	427326	429390	431508	434343	437403	439889	441344	443209	445730	447356	448170	449044	439559
SOUTHEAST-FLO	415019	417541	419849	421464	422229	422945	425067	427515	428956	430810	431073	430724	424432
SOUTH-FLORIDA-	355548	356047	357087	358855	361698	362741	362416	363976	365719	366151	365832	366032	361841
FLORIDA	1197894	1202978	1208444	1214662	1221331	1225575	1228828	1234700	1240405	1244318	1245075	1245801	1225834

1991 MONTHLY FORECAST-----

NORTH-FLORIDA-	450025	451475	453444	455334	457359	459421	461176	463164	466021	468953	471272	473099	460895
SOUTHEAST-FLO	431907	432930	433543	433430	432868	433343	435743	438593	440743	443568	445443	446232	437361
SOUTH-FLORIDA-	366347	367029	368004	369092	370154	370967	371754	372929	374292	375092	375329	375604	371382
FLORIDA	1248280	1251435	1254991	1257856	1260381	1263731	1268674	1274686	1281056	1287613	1292044	1294935	1269640

1992 MONTHLY FORECAST-----

NORTH-FLORIDA-	475041	477468	480021	482481	484821	487191	489268	491436	494038	496441	498508	500031	488062
SOUTHEAST-FLO	447758	449083	449996	450221	450008	450808	453533	456696	459146	462271	464458	465471	454954
SOUTH-FLORIDA-	376303	377541	379241	381066	382641	383916	385178	386891	388903	390216	390741	391278	384492
FLORIDA	1299103	1304093	1309258	1313768	1317470	1321915	1327980	1335023	1342088	1348928	1353708	1356780	1327509

1993 ANNUAL FORECAST-----

NORTH-FLORIDA-													515286
SOUTHEAST-FLO													477096
SOUTH-FLORIDA-													400766
FLORIDA													1393148

1994 ANNUAL FORECAST-----

NORTH-FLORIDA-													544936
SOUTHEAST-FLO													501446
SOUTH-FLORIDA-													419066
FLORIDA													1465448

1995 ANNUAL FORECAST-----

NORTH-FLORIDA-
SOUTHEAST-FLO
SOUTH-FLORIDA-
FLORIDA

1996 ANNUAL FORECAST-----

NORTH-FLORIDA-
SOUTHEAST-FLO
SOUTH-FLORIDA-
FLORIDA

	JAN	FEB	MAR	APR	MAY	JUN	JUL	AUG	SEP	OCT	NOV	DEC	YEAR
***** TBCI ***** BUS MAIN ACCESS LINE(L/C) INWARD *****													

1990 MONTHLY ACTUALS

NORTH-FLORIDA-	9025	7708	9094	8117	8566	8229	7208	9011	8026	8362	8132	7220	98698
SOUTHEAST-FLOR	9902	8500	9366	8297	8324	8072	8488	8518	7830	9218	9102	7491	103108
SOUTH-FLORIDA-	7619	7588	8030	7087	7974	6904	6973	7414	6494	7690	6520	5510	85803
FLORIDA	26546	23796	26490	23501	24864	23205	22669	24943	22350	25270	23754	20221	287609

1991 MONTHLY FORECAST

NORTH-FLORIDA-	8717	7713	8375	8140	8330	8735	7740	9010	8365	9035	8460	7880	100500
SOUTHEAST-FLOR	9046	7620	8510	7020	8190	8660	10500	9510	8845	10795	8650	8654	106000
SOUTH-FLORIDA-	7595	6740	7645	7215	7680	6685	6685	6755	6060	8075	6785	6080	84000
FLORIDA	25358	22073	24530	22375	24200	24080	24925	25275	23270	27905	23895	22614	290500

1992 MONTHLY FORECAST

NORTH-FLORIDA-	9425	8035	8700	8380	8620	8995	7860	9075	8430	8975	8710	7795	103000
SOUTHEAST-FLOR	9555	8080	8975	7540	8765	9145	10895	9975	9315	11260	9125	10370	113000
SOUTH-FLORIDA-	8690	7720	9015	8215	8610	7595	7655	7785	7245	8815	7505	7650	96500
FLORIDA	27670	23835	26690	24135	25995	25735	26410	26835	24990	29050	25340	25815	312500

1993 ANNUAL FORECAST

NORTH-FLORIDA-													108800
SOUTHEAST-FLOR													115000
SOUTH-FLORIDA-													101500
FLORIDA													325300

1994 ANNUAL FORECAST

NORTH-FLORIDA-													113100
SOUTHEAST-FLOR													118000
SOUTH-FLORIDA-													106500
FLORIDA													337600

1995 ANNUAL FORECAST

NORTH-FLORIDA-													
SOUTHEAST-FLOR													
SOUTH-FLORIDA-													
FLORIDA													

1996 ANNUAL FORECAST

NORTH-FLORIDA-													
SOUTHEAST-FLOR													
SOUTH-FLORIDA-													
FLORIDA													

***** TBCO ***** BUS MAIN ACCESS LINE(L/C) OUTWARD *****

1990 MONTHLY ACTUALS

NORTH-FLORIDA-	7413	6065	6960	7203	7280	7313	6663	7217	6629	7494	7559	6842	84638
SOUTHEAST-FLOR	7407	6674	7575	7708	7258	7418	7417	7638	6522	7678	8271	7161	88727
SOUTH-FLORIDA-	6377	6128	6880	6269	6975	6351	6538	6282	5435	7265	6779	5696	76974
FLORIDA	21197	18867	21415	21179	21513	21082	20618	21137	18586	22437	22609	19699	250339

NOTE: ACTUALS FOR 1991 UPDATED THROUGH JAN

19

BUSINESS ORGANIZATION REPORT
ADMINISTRATIVE FORECAST OF STATION ACTIVITY

JAN FEB MAR APR MAY JUN JUL AUG SEP OCT NOV DEC YEAR

**** TBCO ***** BUS_MAIN_ACCESS_LINE(L/C)_OUTWARD *****

1991 MONTHLY FORECAST-----

NORTH-FLORIDA-	8041	6298	7090	6995	7175	7450	6600	7400	6925	7625	7400	7001	86000
SOUTHEAST-FLO	7587	7400	8200	8000	7600	7800	7600	7900	6800	8000	8500	7613	93000
SOUTH-FLORIDA-	7224	6100	6900	6300	7000	6200	6600	6200	5400	7400	6700	5776	77800
FLORIDA	22852	19798	22190	21295	21775	21450	20800	21500	19125	23025	22600	20390	256800

1992 MONTHLY FORECAST-----

NORTH-FLORIDA-	7940	6400	7190	7220	7400	7725	6825	7550	7000	7800	7700	7250	88000
SOUTHEAST-FLO	8000	7800	8600	8400	8000	8200	8000	8300	7200	8400	8900	9200	99000
SOUTH-FLORIDA-	8100	6800	7600	7000	7700	6900	7300	6900	6100	8100	7400	7100	87000
FLORIDA	24040	21000	23390	22620	23100	22825	22125	22750	20300	24300	24000	23550	274000

1993 ANNUAL FORECAST-----

NORTH-FLORIDA-													93000
SOUTHEAST-FLO													101000
SOUTH-FLORIDA-													92000
FLORIDA													286000

1994 ANNUAL FORECAST-----

NORTH-FLORIDA-													98000
SOUTHEAST-FLO													102000
SOUTH-FLORIDA-													97000
FLORIDA													297000

1995 ANNUAL FORECAST-----

NORTH-FLORIDA-													
SOUTHEAST-FLO													
SOUTH-FLORIDA-													
FLORIDA													

1996 ANNUAL FORECAST-----

NORTH-FLORIDA-													
SOUTHEAST-FLO													
SOUTH-FLORIDA-													
FLORIDA													

**** TBCG ***** BUS_MAIN_ACCESS_LINE(L/C)_GAIN *****

1990 MONTHLY ACTUALS-----

NORTH-FLORIDA-	1805	1782	1446	1057	2251	1021	691	1943	1474	1007	650	394	15521
SOUTHEAST-FLO	2655	1886	1949	612	1126	751	1172	876	1328	1569	989	473	15286
SOUTH-FLORIDA-	1272	1482	1233	903	1173	614	473	1091	1096	440	-246	-180	9351
FLORIDA	5732	5150	4628	2572	4550	2386	2336	3910	3898	3016	1293	687	40158

1991 MONTHLY FORECAST-----

NORTH-FLORIDA-	843	1415	1285	1145	1155	1285	1140	1610	1440	1410	1060	712	14500
SOUTHEAST-FLO	1495	220	310	-980	590	860	2900	1610	2045	2795	150	1005	13000
SOUTH-FLORIDA-	394	640	745	915	680	485	85	555	660	675	85	281	6200
FLORIDA	2732	2275	2340	1080	2425	2630	4125	3775	4145	4880	1295	1998	33700

1992 MONTHLY FORECAST-----

NORTH-FLORIDA-	1485	1635	1510	1160	1220	1270	1035	1525	1430	1175	1010	545	15000
SOUTHEAST-FLO	1555	280	375	-860	765	945	2895	1675	2115	2860	225	1170	14000
SOUTH-FLORIDA-	590	920	1415	1215	910	695	355	885	1145	715	105	550	9500
FLORIDA	3630	2835	3300	1515	2895	2910	4285	4085	4690	4750	1340	2265	38500

FOIA17Z 00984

JAN FEB MAR APR MAY JUN JUL AUG SEP OCT NOV DEC YEAR

***** TRCG ***** BUS MAIN ACCESS LINE(L/C) GAIN *****

1993 ANNUAL FORECAST-----

NORTH-FLORIDA-													15800
SOUTHEAST-FLOR													14000
SOUTH-FLORIDA-													9500
FLORIDA													39300

1994 ANNUAL FORECAST-----

NORTH-FLORIDA-													15100
SOUTHEAST-FLOR													16000
SOUTH-FLORIDA-													9500
FLORIDA													40600

1995 ANNUAL FORECAST-----

NORTH-FLORIDA-													
SOUTHEAST-FLOR													
SOUTH-FLORIDA-													
FLORIDA													

1996 ANNUAL FORECAST-----

NORTH-FLORIDA-													
SOUTHEAST-FLOR													
SOUTH-FLORIDA-													
FLORIDA													

***** ABCS ***** BUS MAIN ACCESS LINES(L/C) IN-SVC *****

1990 MONTHLY ACTUALS-----

NORTH-FLORIDA-	306441	307954	309393	311382	312759	313753	314461	316187	317772	318733	319468	319855	319855
SOUTHEAST-FLOR	288700	290508	292528	293117	294245	295015	296236	297163	298492	300142	300878	301377	301377
SOUTH-FLORIDA-	244488	245778	247034	247938	249156	249775	250262	251437	252543	253029	252963	252822	252822
FLORIDA	839629	844240	848955	852437	856160	858543	860959	864787	868807	871904	873309	874054	874054

1991 MONTHLY FORECAST-----

NORTH-FLORIDA-	320720	322135	323420	324565	325720	327005	328145	329755	331195	332605	333665	334377	334377
SOUTHEAST-FLOR	302868	303088	303398	302418	303008	303868	306768	308378	310423	313218	313368	314373	314373
SOUTH-FLORIDA-	253201	253841	254586	255501	256181	256666	256751	257306	257966	258641	258726	259007	259007
FLORIDA	876789	879064	881404	882484	884909	887539	891664	895439	899584	904464	905759	907757	907757

1992 MONTHLY FORECAST-----

NORTH-FLORIDA-	335862	337497	339007	340167	341387	342657	343692	345217	346647	347822	348832	349377	349377
SOUTHEAST-FLOR	315928	316208	316583	315723	316488	317433	320328	322003	324118	326978	327203	328373	328373
SOUTH-FLORIDA-	259597	260517	261932	263147	264057	264752	265107	265992	267137	267852	267957	268507	268507
FLORIDA	911387	914222	917522	919037	921932	924842	929127	933212	937902	942652	943992	946257	946257

1993 ANNUAL FORECAST-----

NORTH-FLORIDA-													365177
SOUTHEAST-FLOR													342373
SOUTH-FLORIDA-													278007
FLORIDA													985557

1994 ANNUAL FORECAST-----

NORTH-FLORIDA-													380277
SOUTHEAST-FLOR													358373
SOUTH-FLORIDA-													287507
FLORIDA													1026157

FOIA17Z 00986

JAN FEB MAR APR MAY JUN JUL AUG SEP OCT NOV DEC YEAR

***** ARCS ***** BUS MAIN ACCESS LINES(L/C) IN-SVC *****

1995 ANNUAL FORECAST-----
NORTH-FLORIDA-
SOUTHEAST-FLO
SOUTH-FLORIDA-
FLORIDA

1996 ANNUAL FORECAST-----
NORTH-FLORIDA-
SOUTHEAST-FLO
SOUTH-FLORIDA-
FLORIDA

***** ELCI ***** EQUIV MAIN(LESS_CPE_MAIN) INWD HOVT *****

1990 MONTHLY ACTUALS -----

	JAN	FEB	MAR	APR	MAY	JUN	JUL	AUG	SEP	OCT	NOV	DEC	YEAR
NORTH-FLORIDA-	2583	2824	3366	2938	2965	2497	2699	2765	3841	2956	2039	2505	33978
SOUTHEAST-FLO	2791	2608	2480	2822	2536	2761	5216	2833	3114	3846	2403	2751	36161
SOUTH-FLORIDA-	1914	1837	3131	2602	2402	1817	2661	2624	2112	2130	1998	1856	27084
FLORIDA	7288	7269	8977	8362	7903	7075	10576	8222	9067	8932	6440	7112	97223

1991 MONTHLY FORECAST-----

	JAN	FEB	MAR	APR	MAY	JUN	JUL	AUG	SEP	OCT	NOV	DEC	YEAR
NORTH-FLORIDA-	2357	2612	2795	2880	2990	2105	2040	2715	4580	3438	2660	2728	33900
SOUTHEAST-FLO	2461	2205	2090	2455	2210	2390	3250	2440	2705	2905	3500	2389	31000
SOUTH-FLORIDA-	2130	3135	2930	2385	2645	2115	2890	2920	2390	2375	2240	1845	30000
FLORIDA	6948	7952	7815	7720	7845	6610	8180	8075	9675	8718	8400	6962	94900

1992 MONTHLY FORECAST-----

	JAN	FEB	MAR	APR	MAY	JUN	JUL	AUG	SEP	OCT	NOV	DEC	YEAR
NORTH-FLORIDA-	3150	3055	3345	3025	2635	2575	2475	3075	4150	3575	2725	2415	36200
SOUTHEAST-FLO	3270	3045	2925	3310	2960	3230	4180	3275	3535	3740	4350	2480	40300
SOUTH-FLORIDA-	2285	3280	3085	2535	2790	2255	3020	3065	2530	2535	2395	1525	31300
FLORIDA	8705	9380	9355	8870	8385	8060	9675	9415	10215	9850	9470	6420	107800

1993 ANNUAL FORECAST-----

NORTH-FLORIDA-	38600
SOUTHEAST-FLO	44000
SOUTH-FLORIDA-	34300
FLORIDA	116900

1994 ANNUAL FORECAST-----

NORTH-FLORIDA-	39800
SOUTHEAST-FLO	47700
SOUTH-FLORIDA-	34800
FLORIDA	122300

1995 ANNUAL FORECAST-----

NORTH-FLORIDA-	
SOUTHEAST-FLO	
SOUTH-FLORIDA-	
FLORIDA	

1996 ANNUAL FORECAST-----

NORTH-FLORIDA-	
SOUTHEAST-FLO	
SOUTH-FLORIDA-	
FLORIDA	

72

JAN FEB MAR APR MAY JUN JUL AUG SEP OCT NOV DEC YEAR
***** ELCO ***** EQUIV MAIN(LESS_CPE_MAIN)_OUTWD_HOVT *****

1990 MONTHLY ACTUALS
NORTH-FLORIDA- 1775 2873 2549 1679 1441 1233 1917 1931 2769 2640 1703 1709 24219
SOUTHEAST-FLOR 2514 2295 1889 2767 3233 2493 2665 2404 2710 2751 3516 2574 31811
SOUTH-FLORIDA- 2408 2464 2438 1802 2145 1572 1852 1704 1503 2461 1932 1375 23656
FLORIDA 6697 7632 6876 6248 6819 5298 6434 6039 6982 7852 7151 5658 79686

1991 MONTHLY FORECAST
NORTH-FLORIDA- 2205 2000 2170 2155 1965 1445 1615 1915 2715 2290 1640 1885 24000
SOUTHEAST-FLOR 2332 2000 1600 2500 2900 2200 2400 2100 2400 2400 3200 2268 28300
SOUTH-FLORIDA- 1998 2800 2700 2100 2400 1900 2100 2000 1800 2700 2200 1702 26400
FLORIDA 6535 6800 6470 6755 7265 5545 6115 6015 6915 7390 7040 5855 78700

1992 MONTHLY FORECAST
NORTH-FLORIDA- 2325 2145 2295 1825 1535 1425 1775 2000 2975 2550 1800 1850 24500
SOUTHEAST-FLOR 2900 2600 2200 3100 3500 2800 3000 2700 3000 3000 3800 2400 35000
SOUTH-FLORIDA- 1900 2700 2600 2000 2300 1800 2000 1900 1700 2600 2100 1400 25000
FLORIDA 7125 7445 7095 6925 7335 6025 6775 6600 7675 8150 7700 5650 84500

1993 ANNUAL FORECAST
NORTH-FLORIDA- 25000
SOUTHEAST-FLOR 36000
SOUTH-FLORIDA- 25500
FLORIDA 86500

1994 ANNUAL FORECAST
NORTH-FLORIDA- 25000
SOUTHEAST-FLOR 37000
SOUTH-FLORIDA- 26000
FLORIDA 88000

1995 ANNUAL FORECAST
NORTH-FLORIDA-
SOUTHEAST-FLOR
SOUTH-FLORIDA-
FLORIDA

1996 ANNUAL FORECAST
NORTH-FLORIDA-
SOUTHEAST-FLOR
SOUTH-FLORIDA-
FLORIDA

***** ELCO ***** EQUIV MAIN_GAIN (INCL_ENEIG_EXCL_CPE_MAIN) *****
1990 MONTHLY ACTUALS
NORTH-FLORIDA- 736 -51 722 1371 1531 1270 749 835 1063 311 339 708 9584
SOUTHEAST-FLOR 299 304 595 49 -699 276 2551 426 400 1095 -1109 162 4349
SOUTH-FLORIDA- -497 -659 733 800 257 246 808 935 607 -332 57 489 3444
FLORIDA 538 -406 2050 2220 1089 1792 4108 2196 2070 1074 -713 1359 17377

NOTE: ACTUALS FOR 1991 UPDATED THROUGH JAN

FO1A17Z 00987

FO1B03Z 00378

23

NEW: 013191F 1991 ADMINISTRAT
FORM: BUSI

BUSINESS ORGANIZATION REPORT
ADMINISTRATIVE FORECAST OF STATION ACTIVITY

DATE: 09/02/92
PAGE 10

JAN FEB MAR APR MAY JUN JUL AUG SEP OCT NOV DEC YEAR

**** ELCG ***** EQUIV MAIN GAIN (INCL FNEI6, EXCL CPE MAIN) *****

1991 MONTHLY FORECAST
NORTH-FLORIDA- 133 612 625 725 1025 660 425 800 1865 1148 1020 862 9900
SOUTHEAST-FLO 127 205 490 -45 -690 190 850 340 305 505 300 123 2700
SOUTH-FLORIDA- 132 335 230 285 245 215 790 920 590 -325 40 143 3600
FLORIDA 392 1152 1345 965 580 1065 2065 2060 2760 1328 1360 1128 16200

1992 MONTHLY FORECAST
NORTH-FLORIDA- 825 910 1050 1200 1100 1150 700 1075 1175 1025 925 565 11700
SOUTHEAST-FLO 370 445 725 210 -540 430 1180 575 535 740 550 80 5300
SOUTH-FLORIDA- 385 580 485 535 490 455 1020 1165 830 -65 295 125 6300
FLORIDA 1580 1935 2260 1945 1050 2035 2900 2815 2540 1700 1770 770 23300

1993 ANNUAL FORECAST
NORTH-FLORIDA- 13600
SOUTHEAST-FLO 8000
SOUTH-FLORIDA- 8800
FLORIDA 30400

1994 ANNUAL FORECAST
NORTH-FLORIDA- 14800
SOUTHEAST-FLO 10700
SOUTH-FLORIDA- 8800
FLORIDA 34300

1995 ANNUAL FORECAST
NORTH-FLORIDA-
SOUTHEAST-FLO
SOUTH-FLORIDA-
FLORIDA

1996 ANNUAL FORECAST
NORTH-FLORIDA-
SOUTHEAST-FLO
SOUTH-FLORIDA-
FLORIDA

**** ELCS ***** EQUIV MAIN INSV (INCL FNEI6, EXCL CPE MAIN) *****

1990 MONTHLY ACTUALS
NORTH-FLORIDA- 122124 122262 123407 124504 126161 127105 127370 128401 129100 129107 129032 129734 129734
SOUTHEAST-FLO 127850 128024 128639 128644 128453 128177 130707 130924 131333 131654 129473 129720 129720
SOUTH-FLORIDA- 111461 110367 110995 111744 114559 111993 112803 113450 114009 112722 112950 113330 113330
FLORIDA 361435 360653 363041 364892 369173 367275 370880 372775 374442 373483 371455 372784 372784

1991 MONTHLY FORECAST
NORTH-FLORIDA- 129742 130354 130979 131704 132729 133389 133814 134614 136479 137627 138647 139509 139509
SOUTHEAST-FLO 129850 130055 130545 130500 129810 130000 130850 131190 131495 132000 132300 132423 132423
SOUTH-FLORIDA- 113341 113676 113906 114191 114436 114651 115441 116361 116951 116626 116666 116809 116809
FLORIDA 372933 374085 375430 376395 376975 378040 380105 382165 384925 386253 387613 388741 388741

1992 MONTHLY FORECAST
NORTH-FLORIDA- 140334 141244 142294 143494 144594 145744 146444 147519 148694 149719 150644 151209 151209
SOUTHEAST-FLO 132793 133238 133963 134173 133633 134063 135243 135818 136353 137093 137643 137723 137723
SOUTH-FLORIDA- 117194 117774 118259 118794 119284 119739 120759 121924 122754 122689 122984 123109 123109
FLORIDA 390321 392256 394516 396461 397511 399546 402446 405261 407801 409501 411271 412041 412041

FOIA17Z 00988

24

JAN FEB MAR APR MAY JUN JUL AUG SEP OCT NOV DEC YEAR

***** ELCS *****_EQUIV_MAIN_INSV (INCL_ENEIA, EXCL_CEE_MAIN) *****

1993 ANNUAL FORECAST-----

NORTH-FLORIDA-	164809
SOUTHEAST-FLOR	145723
SOUTH-FLORIDA-	131909
FLORIDA	442441

1994 ANNUAL FORECAST-----

NORTH-FLORIDA-	179609
SOUTHEAST-FLOR	156423
SOUTH-FLORIDA-	140709
FLORIDA	476741

1995 ANNUAL FORECAST-----

NORTH-FLORIDA-	
SOUTHEAST-FLOR	
SOUTH-FLORIDA-	
FLORIDA	

1996 ANNUAL FORECAST-----

NORTH-FLORIDA-	
SOUTHEAST-FLOR	
SOUTH-FLORIDA-	
FLORIDA	

25

09/02/92

COIN ORGANIZATION REPORT
ADMINISTRATIVE FORECAST OF STATION ACTIVITY

013191F 1991 ADMINISTRAT

1. TOTAL PUBLIC ACCESS LINE INWE MOVT	REPORTED
2. TOTAL PUBLIC ACCESS LINE OUTD MOVT	REPORTED
3. TOTAL PUBLIC ACCESS GAIN	REPORTED
4. TOTAL PUBLIC ACCESS LINES INSV	REPORTED
5. AVG TOTAL PUBLIC ACCESS LINES INSV	REPORTED

NOTE: ACTUALS FOR 1991 UPDATED THROUGH JAN

FO1A17Z 00990

FO1B03Z 00381

	JAN	FEB	MAR	APR	MAY	JUN	JUL	AUG	SEP	OCT	NOV	DEC	YEAR
***** TCMI *****	-----												3
***** TOTAL PUBLIC ACCESS LINE INWD MOVMT *****	-----												4

1990 MONTHLY ACTUALS ----- 5

NORTH-FLORIDA-	328	462	582	570	455	419	396	569	491	1495	301	546	6614
SOUTHEAST-FLOR	410	375	390	391	462	293	357	378	352	484	401	394	4687
SOUTH-FLORIDA-	307	332	376	452	276	445	279	295	254	531	266	282	4095
FLORIDA	1045	1169	1348	1413	1193	1157	1032	1242	1097	2510	968	1222	15396

1991 MONTHLY FORECAST ----- 10

NORTH-FLORIDA-	412	415	575	550	515	455	430	531	585	1080	380	472	6400
SOUTHEAST-FLOR	470	465	480	490	555	385	445	470	440	565	480	355	5600
SOUTH-FLORIDA-	332	400	380	400	400	480	350	280	335	385	295	263	4300
FLORIDA	1214	1280	1435	1440	1470	1320	1225	1281	1360	2030	1155	1090	16300

1992 MONTHLY FORECAST ----- 15

NORTH-FLORIDA-													16
SOUTHEAST-FLOR													17
SOUTH-FLORIDA-													18
FLORIDA													19

1993 ANNUAL FORECAST ----- 20

NORTH-FLORIDA-													21
SOUTHEAST-FLOR													22
SOUTH-FLORIDA-													23
FLORIDA													24

1994 ANNUAL FORECAST ----- 25

NORTH-FLORIDA-													26
SOUTHEAST-FLOR													27
SOUTH-FLORIDA-													28
FLORIDA													29

1995 ANNUAL FORECAST -----

NORTH-FLORIDA-													
SOUTHEAST-FLOR													
SOUTH-FLORIDA-													
FLORIDA													

1996 ANNUAL FORECAST -----

NORTH-FLORIDA-													
SOUTHEAST-FLOR													
SOUTH-FLORIDA-													
FLORIDA													

***** TCMD *****

***** TOTAL PUBLIC ACCESS LINE OUTD MOVMT *****

1990 MONTHLY ACTUALS -----

NORTH-FLORIDA-	293	360	483	475	351	329	353	336	944	787	293	347	5351
SOUTHEAST-FLOR	418	307	366	339	357	260	349	326	241	327	287	330	3907
SOUTH-FLORIDA-	238	315	293	342	335	347	306	184	291	320	225	189	3395
FLORIDA	949	982	1142	1156	1043	936	1008	846	1476	1434	805	866	12643

NOTE: ACTUALS FOR 1991 UPDATED THROUGH JAN

JAN FEB MAR APR MAY JUN JUL AUG SEP OCT NOV DEC YEAR

***** TCMD ***** TOTAL PUBLIC ACCESS LINE_OUJD_MOVI *****

1991 MONTHLY FORECAST-----

NORTH-FLORIDA-	353	419	570	550	465	420	430	450	870	680	375	418	6000
SOUTHEAST-FLOR	305	420	475	455	470	370	460	440	355	435	395	420	5000
SOUTH-FLORIDA-	233	325	325	375	350	400	350	225	300	325	275	217	3700
FLORIDA	891	1164	1370	1380	1285	1190	1240	1115	1525	1440	1045	1055	14700

1992 MONTHLY FORECAST-----

NORTH-FLORIDA-													10
SOUTHEAST-FLOR													11
SOUTH-FLORIDA-													12
FLORIDA													13

1993 ANNUAL FORECAST-----

NORTH-FLORIDA-													15
SOUTHEAST-FLOR													16
SOUTH-FLORIDA-													17
FLORIDA													18

1994 ANNUAL FORECAST-----

NORTH-FLORIDA-													20
SOUTHEAST-FLOR													21
SOUTH-FLORIDA-													22
FLORIDA													23

1995 ANNUAL FORECAST-----

NORTH-FLORIDA-													25
SOUTHEAST-FLOR													
SOUTH-FLORIDA-													
FLORIDA													

1996 ANNUAL FORECAST-----

NORTH-FLORIDA-													30
SOUTHEAST-FLOR													
SOUTH-FLORIDA-													
FLORIDA													

***** TCMD ***** TOTAL PUBLIC ACCESS_GAIN *****

1990 MONTHLY ACTUALS -----

NORTH-FLORIDA-	35	102	99	95	104	90	43	233	-453	708	8	199	1263
SOUTHEAST-FLOR	-8	68	24	52	105	33	8	52	111	157	114	64	780
SOUTH-FLORIDA-	69	17	83	110	-59	98	-27	111	-37	211	41	93	710
FLORIDA	96	187	206	257	150	221	24	396	-379	1076	163	356	2753

1991 MONTHLY FORECAST-----

NORTH-FLORIDA-	59	-4	5	0	50	35	0	81	-285	400	5	54	400
SOUTHEAST-FLOR	165	45	5	35	85	15	-15	30	85	130	85	-65	600
SOUTH-FLORIDA-	99	75	55	25	50	80	0	55	35	60	20	46	600
FLORIDA	323	116	65	60	185	130	-15	166	-165	590	110	35	1600

1992 MONTHLY FORECAST-----

NORTH-FLORIDA-													
SOUTHEAST-FLOR													
SOUTH-FLORIDA-													
FLORIDA													

5
6
7
8
9
10
11
12
13
14
15
16
17
18
19
20
21
22
23
24
25
30
35
36
37
41
260092
46
47
48
49
50

28

JAN FEB MAR APR MAY JUN JUL AUG SEP OCT NOV DEC YEAR

**** TCMS ***** TOTAL PUBLIC ACCESS GAIN ***** 4

1993 ANNUAL FORECAST
NORTH-FLORIDA-
SOUTHEAST-FLO
SOUTH-FLORIDA-
FLORIDA

1994 ANNUAL FORECAST
NORTH-FLORIDA-
SOUTHEAST-FLO
SOUTH-FLORIDA-
FLORIDA

1995 ANNUAL FORECAST
NORTH-FLORIDA-
SOUTHEAST-FLO
SOUTH-FLORIDA-
FLORIDA

1996 ANNUAL FORECAST
NORTH-FLORIDA-
SOUTHEAST-FLO
SOUTH-FLORIDA-
FLORIDA

**** TCMS ***** TOTAL PUBLIC ACCESS LINES INSV ***** 25

1990 MONTHLY ACTUALS

NORTH-FLORIDA-	28173	28272	28376	28471	28576	28634	28692	28933	28494	29217	29215	29414	29414
SOUTHEAST-FLO	24775	24845	24870	24922	25029	25067	25076	25131	25250	25409	25519	25586	25586
SOUTH-FLORIDA-	20231	20248	20331	20441	20382	20478	20451	20571	20536	20747	20789	20882	20882
FLORIDA	73179	73365	73577	73834	73987	74179	74219	74635	74280	75373	75523	75882	75882

1991 MONTHLY FORECAST

NORTH-FLORIDA-	29473	29469	29474	29474	29524	29559	29559	29640	29355	29755	29760	29814	29814
SOUTHEAST-FLO	25754	25799	25804	25839	25924	25939	25924	25954	26039	26169	26254	26189	26189
SOUTH-FLORIDA-	20980	21055	21110	21135	21185	21265	21265	21320	21355	21415	21435	21481	21481
FLORIDA	76207	76323	76388	76448	76633	76763	76748	76914	76749	77339	77449	77484	77484

1992 MONTHLY FORECAST

NORTH-FLORIDA-
SOUTHEAST-FLO
SOUTH-FLORIDA-
FLORIDA

1993 ANNUAL FORECAST

NORTH-FLORIDA-
SOUTHEAST-FLO
SOUTH-FLORIDA-
FLORIDA

1994 ANNUAL FORECAST

NORTH-FLORIDA-
SOUTHEAST-FLO
SOUTH-FLORIDA-
FLORIDA

4
6
7
8
9
10
11
12
13
14
15
16
17
18
19
20
21
22
23
24
25
26
27
28
29
30
31
32
33
34
35
36
37
38
39
40
41
42
43
44
45
46
47
48
49
50
51
52
53
54
55
56
57
58
59
60
61
62
63
64
65
66
67
68
69
70
71
72
73
74
75
76
77
78
79
80
81
82
83
84
85
86
87
88
89
90
91
92
93
94
95
96
97
98
99
100

FOIA17Z 00993

29

JAN FEB MAR APR MAY JUN JUL AUG SEP OCT NOV DEC YEAR 3

**** TCMS ***** TOTAL PUBLIC ACCESS LINES INSV ***** 4

1995 ANNUAL FORECAST ----- 5

NORTH-FLORIDA-
SOUTHEAST-FLOR
SOUTH-FLORIDA-
FLORIDA

1996 ANNUAL FORECAST ----- 10

NORTH-FLORIDA-
SOUTHEAST-FLOR
SOUTH-FLORIDA-
FLORIDA

**** ACMS ***** AVG TOTAL PUBLIC ACCESS LINES INSV ***** 15

1990 MONTHLY ACTUALS ----- 16

NORTH-FLORIDA-	28155	28222	28324	28423	28523	28605	28663	28812	28713	28855	29216	29314	28652
SOUTHEAST-FLOR	24779	24810	24857	24896	24975	25048	25071	25103	25190	25329	25464	25552	25089
SOUTH-FLORIDA-	20196	20239	20289	20386	20411	20430	20464	20511	20553	20641	20768	20835	20476
FLORIDA	73130	73272	73471	73705	73910	74083	74199	74427	74457	74826	75448	75702	74219

1991 MONTHLY FORECAST ----- 21

NORTH-FLORIDA-	29443	29471	29471	29474	29499	29541	29559	29599	29497	29555	29757	29787	29554
SOUTHEAST-FLOR	25670	25776	25801	25821	25881	25931	25931	25939	25996	26104	26211	26221	25940
SOUTH-FLORIDA-	20931	21017	21082	21122	21160	21225	21265	21292	21337	21385	21425	21458	21224
FLORIDA	76044	76265	76355	76418	76540	76698	76755	76831	76831	77044	77394	77466	76720

1992 MONTHLY FORECAST ----- 26

NORTH-FLORIDA-
SOUTHEAST-FLOR
SOUTH-FLORIDA-
FLORIDA

26
27
28
29
30

1993 ANNUAL FORECAST ----- 31

NORTH-FLORIDA-
SOUTHEAST-FLOR
SOUTH-FLORIDA-
FLORIDA

31
32
33
34
35

1994 ANNUAL FORECAST ----- 36

NORTH-FLORIDA-
SOUTHEAST-FLOR
SOUTH-FLORIDA-
FLORIDA

36
37
38
39
40

1995 ANNUAL FORECAST -----

NORTH-FLORIDA-
SOUTHEAST-FLOR
SOUTH-FLORIDA-
FLORIDA

1996 ANNUAL FORECAST -----

NORTH-FLORIDA-
SOUTHEAST-FLOR
SOUTH-FLORIDA-
FLORIDA

ADMINISTRATIVE FORECAST

060191F

F01A17Z 00995

F01B03Z 00386

EST

NETWORK/DIST. ORGANIZATION REPORT
ADMINISTRATIVE FORECAST OF STATION ACTIVITY

09/02/92

060191F 1992 COMMITMENT

1. TOTAL ACCESS LINE INWARD MOVT	REPORTED
2. TOTAL ACCESS LINE OUTWARD MOVT	REPORTED
3. TOTAL ACCESS LINE GAIN (INCLUDES ENFIA)	REPORTED
4. TOTAL ACCESS LINES INSV (INCLUDES ENFIA)	REPORTED
5. AVG TOTAL ACCESS LINES INSV (INCLUDES ENFIA)	REPORTED

NOTE: ACTUALS FOR 1991 UPDATED THROUGH APR

F01A17Z 00996

F01B03Z 00387

JAN FEB MAR APR MAY JUN JUL AUG SEP OCT NOV DEC YEAR

 **** MSEI ***** TOTAL ACCESS LINE INWARD MOVIE *****

990 MONTHLY ACTUALS -----

	JAN	FEB	MAR	APR	MAY	JUN	JUL	AUG	SEP	OCT	NOV	DEC	YEAR
NORTH-FLORIDA-	50581	43595	50231	46299	48324	50192	46912	65098	45842	48348	45747	40386	581555
SOUTHEAST-FLOR	48486	38765	41937	38865	38932	40511	43302	45213	36727	46959	47699	40891	508287
SOUTH-FLORIDA-	35425	32432	36567	33088	35015	33313	34389	37627	32300	35750	34138	29875	409919
FLORIDA	134492	114792	128735	118252	122271	124016	124603	147938	114869	131057	127584	111152	1499761

991 MONTHLY FORECAST -----

NORTH-FLORIDA-	48615	43427	46768	46726	48675	50905	49790	64621	47045	49770	46985	42673	586000
SOUTHEAST-FLOR	46153	37785	39534	41001	36450	39610	43395	45540	37980	48365	49275	42012	507100
SOUTH-FLORIDA-	35421	32553	34709	35490	34785	33300	34785	38105	31705	36785	33865	29897	411400
FLORIDA	130189	113765	121011	123217	119910	123815	127970	148266	116730	134920	130125	114582	1504500

992 MONTHLY FORECAST -----

NORTH-FLORIDA-	54465	47285	49925	50545	51260	55315	52645	68315	49825	52545	49980	43895	626000
SOUTHEAST-FLOR	49200	40905	42685	44310	39685	42800	46590	48650	41095	51480	52400	44000	543800
SOUTH-FLORIDA-	37610	35555	37385	38210	37635	36255	37605	40860	34580	39495	36760	32150	444100
FLORIDA	141275	123745	129995	133065	128580	134370	136840	157825	125500	143520	139140	120045	1613900

993 ANNUAL FORECAST -----

NORTH-FLORIDA-													654000
SOUTHEAST-FLOR													578600
SOUTH-FLORIDA-													462900
FLORIDA													1695500

994 ANNUAL FORECAST -----

NORTH-FLORIDA-													682300
SOUTHEAST-FLOR													617900
SOUTH-FLORIDA-													479700
FLORIDA													1779900

995 ANNUAL FORECAST -----

NORTH-FLORIDA-													
SOUTHEAST-FLOR													
SOUTH-FLORIDA-													
FLORIDA													

996 ANNUAL FORECAST -----

NORTH-FLORIDA-													
SOUTHEAST-FLOR													
SOUTH-FLORIDA-													
FLORIDA													

**** MSE0 ***** TOTAL ACCESS LINE OUTWARD MOVIE *****

990 MONTHLY ACTUALS -----

	JAN	FEB	MAR	APR	MAY	JUN	JUL	AUG	SEP	OCT	NOV	DEC	YEAR
NORTH-FLORIDA-	40214	36603	40410	43112	43344	43179	45880	51817	39130	44150	40784	38395	507018
SOUTHEAST-FLOR	34829	31489	38847	43522	38634	38297	39870	41312	32123	36359	37780	33064	446126
SOUTH-FLORIDA-	30938	28741	31757	30978	32142	30723	33143	34269	27582	34765	31228	27342	373608
FLORIDA	105981	96833	111014	117612	114120	112199	118893	127398	98835	115274	109792	98801	1326752

NOTE: ACTUALS FOR 1991 UPDATED THROUGH APR

JAN FEB MAR APR MAY JUN JUL AUG SEP OCT NOV DEC YEAR

***** MSEC ***** TOTAL ACCESS LINE OUIWARD MOV'T *****

1991 MONTHLY FORECAST-----

NORTH-FLORIDA-	40075	38574	39484	45922	45165	44780	47130	53340	40665	45130	41250	40485	522000
SOUTHEAST-FLOR	33850	32525	39140	47097	39200	38900	40190	41765	32680	36865	38420	33468	454100
SOUTH-FLORIDA-	30619	30561	31516	34896	32600	31350	33825	34975	28275	35400	31750	27633	383400
FLORIDA	104544	101660	110140	127915	116965	115030	121145	130080	101620	117395	111420	101586	1359500

1992 MONTHLY FORECAST-----

NORTH-FLORIDA-	42635	40835	42605	48000	47030	46940	49575	55660	42865	47630	44275	41950	550000
SOUTHEAST-FLOR	36210	34970	41565	49400	41605	41305	42595	44170	35085	39270	40825	35800	482800
SOUTH-FLORIDA-	32625	32575	33625	36850	34700	33450	35925	37075	30375	37500	33850	29550	408100
FLORIDA	111470	108380	117795	134250	123335	121695	128095	136905	108325	124400	118950	107300	1440900

1993 ANNUAL FORECAST-----

NORTH-FLORIDA-													575000
SOUTHEAST-FLOR													514600
SOUTH-FLORIDA-													423900
FLORIDA													1513500

1994 ANNUAL FORECAST-----

NORTH-FLORIDA-													599300
SOUTHEAST-FLOR													549900
SOUTH-FLORIDA-													438700
FLORIDA													1587900

1995 ANNUAL FORECAST-----

NORTH-FLORIDA-													
SOUTHEAST-FLOR													
SOUTH-FLORIDA-													
FLORIDA													

1996 ANNUAL FORECAST-----

NORTH-FLORIDA-													
SOUTHEAST-FLOR													
SOUTH-FLORIDA-													
FLORIDA													

***** TMEG ***** TOTAL ACCESS LINE GAIN (INCLUDES ENEIG) *****

1990 MONTHLY ACTUALS-----

NORTH-FLORIDA-	10295	6990	8824	3304	5859	7014	998	13282	6699	4198	4963	1869	74295
SOUTHEAST-FLOR	13646	7274	3092	-4764	297	2222	3374	3850	4615	10608	9922	7812	61948
SOUTH-FLORIDA-	4482	3657	4850	2110	2874	2592	1243	3282	4720	988	2902	2541	36241
FLORIDA	28423	17921	16766	650	9030	11828	5615	20414	16034	15794	17787	12222	172484

1991 MONTHLY FORECAST-----

NORTH-FLORIDA-	8520	4856	7283	781	3510	6125	2660	11281	6380	4640	5735	2229	64000
SOUTHEAST-FLOR	12300	5265	399	-5895	-2750	710	3205	3775	5300	11500	10855	8336	53000
SOUTH-FLORIDA-	4802	1990	3188	591	2185	1950	960	3130	3430	1385	2115	2274	28000
FLORIDA	25622	12111	10870	-4523	2945	8785	6825	18186	15110	17525	18705	12839	145000

1992 MONTHLY FORECAST-----

NORTH-FLORIDA-	11830	6450	7320	2545	4230	8375	3070	12655	6960	4915	5705	1945	76000
SOUTHEAST-FLOR	12990	5935	1120	-5090	-1920	1495	3995	4480	6010	12210	11575	8200	61000
SOUTH-FLORIDA-	4985	2980	3760	1360	2935	2805	1680	3785	4205	1995	2910	2600	36000
FLORIDA	29805	15365	12200	-1195	5245	12675	8745	20920	17175	19120	20190	12745	173000

JAN FEB MAR APR MAY JUN JUL AUG SEP OCT NOV DEC YEAR

***** THEG ***** TOTAL ACCESS LINE GAIN (INCLUDES ENEIA) *****

1993 ANNUAL FORECAST-----

NORTH-FLORIDA-														79000
SOUTHEAST-FLOR														64000
SOUTH-FLORIDA-														39000
FLORIDA														182000

1994 ANNUAL FORECAST-----

NORTH-FLORIDA-														83000
SOUTHEAST-FLOR														68000
SOUTH-FLORIDA-														41000
FLORIDA														192000

1995 ANNUAL FORECAST-----

NORTH-FLORIDA-														
SOUTHEAST-FLOR														
SOUTH-FLORIDA-														
FLORIDA														

1996 ANNUAL FORECAST-----

NORTH-FLORIDA-														
SOUTHEAST-FLOR														
SOUTH-FLORIDA-														
FLORIDA														

***** THES ***** TOTAL ACCESS LINES INSV (INCLUDES ENEIA) *****

1990 MONTHLY ACTUALS -----

NORTH-FLORIDA-	1659186	1665996	1675250	1679209	1684324	1690358	1693794	1706263	1709490	1708757	1717995	1719840	1719840
SOUTHEAST-FLOR	1630291	1637320	1640520	1635687	1636509	1638203	1641605	1645308	1649950	1659796	1667600	1675519	1675519
SOUTH-FLORIDA-	1163904	1166873	1171632	1173677	1179156	1178935	1180194	1183284	1187970	1188030	1190833	1193307	1193307
FLORIDA	4453381	4470189	4487402	4488573	4499989	4507496	4515593	4534855	4547410	4556583	4576428	4588666	4588666

1991 MONTHLY FORECAST-----

NORTH-FLORIDA-	1728262	1735701	1743611	1744448	1747958	1754083	1756743	1768024	1774404	1779044	1784779	1787008	1787008
SOUTHEAST-FLOR	1687817	1693267	1693551	1687714	1684964	1685674	1688879	1692654	1697954	1709454	1720309	1728645	1728645
SOUTH-FLORIDA-	1197968	1200359	1204611	1205215	1207400	1209350	1210310	1213440	1216870	1218255	1220370	1222644	1222644
FLORIDA	4614047	4629327	4641773	4637377	4640322	4649107	4655932	4674118	4689228	4706753	4725458	4738297	4738297

1992 MONTHLY FORECAST-----

NORTH-FLORIDA-	1798838	1805288	1812608	1815153	1819383	1827758	1830828	1843483	1850443	1855358	1861063	1863008	1863008
SOUTHEAST-FLOR	1741635	1747570	1748690	1743600	1741680	1743175	1747170	1751650	1757660	1769870	1781445	1789645	1789645
SOUTH-FLORIDA-	1227629	1230609	1234369	1235729	1238664	1241469	1243149	1246934	1251139	1253134	1256044	1258644	1258644
FLORIDA	4768102	4783467	4795667	4794482	4799727	4812402	4821147	4842067	4859242	4878362	4898552	4911297	4911297

1993 ANNUAL FORECAST-----

NORTH-FLORIDA-														1942008
SOUTHEAST-FLOR														1853645
SOUTH-FLORIDA-														1297644
FLORIDA														5093297

1994 ANNUAL FORECAST-----

NORTH-FLORIDA-														2025008
SOUTHEAST-FLOR														1921645
SOUTH-FLORIDA-														1338644
FLORIDA														5285297

FOIA17Z 00999

JAN FEB MAR APR MAY JUN JUL AUG SEP OCT NOV DEC YEAR

***** THES ***** TOTAL ACCESS LINES INSV. (INCLUDES ENEIA) *****

1995 ANNUAL FORECAST-----

NORTH-FLORIDA-
 SOUTHEAST-FLOR
 SOUTH-FLORIDA-
 FLORIDA

1996 ANNUAL FORECAST-----

NORTH-FLORIDA-
 SOUTHEAST-FLOR
 SOUTH-FLORIDA-
 FLORIDA

***** AMES ***** AVG TOTAL ACCESS LINES INSV. (INCLUDES ENEIA) *****

1990 MONTHLY ACTUALS-----

NORTH-FLORIDA-	1654066	1662591	1670623	1677229	1681766	1687341	1692076	1700028	1707876	1709123	1713376	1718917	1689584
SOUTHEAST-FLOR	1623415	1633805	1638920	1638103	1636098	1637356	1639904	1643456	1647629	1654873	1663698	1671559	1644068
SOUTH-FLORIDA-	1161649	1165388	1169252	1172654	1176416	1179045	1179564	1181739	1185627	1188000	1189431	1192070	1178402
FLORIDA	4439131	4461785	4478795	4487987	4494281	4503742	4511544	4525224	4541132	4551996	4566505	4582547	4512055

1991 MONTHLY FORECAST-----

NORTH-FLORIDA-	1724051	1731981	1739656	1744029	1746203	1751020	1755413	1762383	1771214	1776724	1781911	1785893	1755873
SOUTHEAST-FLOR	1681668	1690542	1693409	1690632	1686339	1685319	1687276	1690766	1695304	1703704	1714881	1724477	1695359
SOUTH-FLORIDA-	1195637	1199163	1202485	1204913	1206307	1208375	1209830	1211875	1215155	1217562	1219312	1221507	1209343
FLORIDA	4601356	4621687	4635550	4639575	4638849	4644714	4652519	4665025	4681673	4697990	4716105	4731877	4660576

1992 MONTHLY FORECAST-----

NORTH-FLORIDA-	1792923	1802063	1808948	1813880	1817268	1823570	1829293	1837155	1846963	1852900	1858210	1862035	1828767
SOUTHEAST-FLOR	1735140	1744602	1748130	1746145	1742640	1742427	1745172	1749410	1754655	1763765	1775657	1785545	1752774
SOUTH-FLORIDA-	1225136	1229119	1232489	1235049	1237196	1240066	1242309	1245041	1249036	1252136	1254589	1257344	1241625
FLORIDA	4753199	4775784	4789567	4795074	4797104	4806064	4816774	4831607	4850654	4868802	4888457	4904924	4823167

1993 ANNUAL FORECAST-----

NORTH-FLORIDA-													1902508
SOUTHEAST-FLOR													1821645
SOUTH-FLORIDA-													1278144
FLORIDA													5002297

1994 ANNUAL FORECAST-----

NORTH-FLORIDA-													1983508
SOUTHEAST-FLOR													1887645
SOUTH-FLORIDA-													1318144
FLORIDA													5189297

1995 ANNUAL FORECAST-----

NORTH-FLORIDA-													
SOUTHEAST-FLOR													
SOUTH-FLORIDA-													
FLORIDA													

1996 ANNUAL FORECAST-----

NORTH-FLORIDA-													
SOUTHEAST-FLOR													
SOUTH-FLORIDA-													
FLORIDA													

FO1A17Z 01000

FO1B03Z 00391

RESIDENCE ORGANIZATION REPORT
ADMINISTRATIVE FORECAST OF STATION ACTIVITY

09/02/92

060191F 1992 COMMITMENT

1. RESIDENCE ACCESS LINE INWARD MOVT	REPORTED
2. RESIDENCE ACCESS LINE OUTWARD MOVT	REPORTED
3. RESIDENCE ACCESS LINE GAIN	REPORTED
4. RESIDENCE ACCESS LINES IN-SVC	REPORTED
5. AVG RESIDENCE ACCESS LINES IN-SVC	REPORTED

NOTE: ACTUALS FOR 1991 UPDATED THROUGH APR

F01A17Z 01001

F01B03Z 00392

JAN FEB MAR APR MAY JUN JUL AUG SEP OCT NOV DEC YEAR

***** MSRT ***** RESIDENCE ACCESS LINE INWARD MOVT *****

1990 MONTHLY ACTUALS

NORTH-FLORIDA-	38645	32601	37189	34674	36338	39047	36609	52753	33484	35535	35275	30115	442265
SOUTHEAST-FLO	35383	27282	29701	27355	27610	29385	29241	33484	25431	33411	35793	30255	364331
SOUTH-FLORIDA-	25585	22675	25030	22947	24363	24147	24476	27294	23440	25399	25354	22227	292937
FLORIDA	99613	82558	91920	84976	88311	92579	90326	113531	82355	94345	96422	82597	1099533

1991 MONTHLY FORECAST

NORTH-FLORIDA-	37129	32965	36001	35775	36625	39275	38800	52035	34025	36575	35375	31220	445800
SOUTHEAST-FLO	34176	26891	28066	28900	26650	29150	29350	33750	26200	34200	36625	30742	364700
SOUTH-FLORIDA-	25364	23018	24070	24820	24400	24275	24975	28050	22950	26175	24875	21628	294600
FLORIDA	96669	82874	88137	89495	87675	92700	93125	113835	83175	96950	96875	83590	1105100

1992 MONTHLY FORECAST

NORTH-FLORIDA-	39650	35725	37925	38675	39075	41725	41200	55300	36675	39250	38600	33500	477300
SOUTHEAST-FLO	35900	28675	29800	30500	28425	30875	31100	35450	27900	35900	38325	32150	385000
SOUTH-FLORIDA-	26100	24225	25325	26425	25825	25650	26400	29425	24350	27550	26260	22965	310500
FLORIDA	101650	88625	93050	95600	93325	98250	98700	120175	88925	102700	103185	88615	1172800

1993 ANNUAL FORECAST

NORTH-FLORIDA-													499300
SOUTHEAST-FLO													413200
SOUTH-FLORIDA-													321400
FLORIDA													1233900

1994 ANNUAL FORECAST

NORTH-FLORIDA-													523100
SOUTHEAST-FLO													443900
SOUTH-FLORIDA-													332400
FLORIDA													1299400

1995 ANNUAL FORECAST

NORTH-FLORIDA-													
SOUTHEAST-FLO													
SOUTH-FLORIDA-													
FLORIDA													

1996 ANNUAL FORECAST

NORTH-FLORIDA-													
SOUTHEAST-FLO													
SOUTH-FLORIDA-													
FLORIDA													

***** MSRO ***** RESIDENCE ACCESS LINE OUTWARD MOVT *****

1990 MONTHLY ACTUALS

NORTH-FLORIDA-	30733	27305	30418	33755	34272	34304	36947	42333	28788	33229	31229	29497	392810
SOUTHEAST-FLO	24490	22213	29017	32708	27786	28126	29439	30944	22650	25603	25706	22999	321681
SOUTH-FLORIDA-	21915	19834	22146	22566	22687	22453	24447	26099	20353	24719	22292	20082	269593
FLORIDA	77138	69352	81581	89029	84745	84883	90833	99376	71791	83551	79227	72578	984084

NOTE: ACTUALS FOR 1991 UPDATED THROUGH APR

FOIA17Z 01002

FOI803Z 00393

RESIDENCE ORGANIZATION REPORT
 ADMINISTRATIVE FORECAST OF STATION ACTIVITY

JAN FEB MAR APR MAY JUN JUL AUG SEP OCT NOV DEC YEAR

**** MSRO ***** RESIDENCE ACCESS LINE DUTY/AGED MOV'T *****

1991 MONTHLY FORECAST

NORTH-FLORIDA-	29476	29256	30162	36495	35450	35300	37800	43150	30000	34150	31400	30361	403000
SOUTHEAST-FLOR	23626	22619	28521	35786	28200	28500	29700	31300	23000	26000	26200	23548	327000
SOUTH-FLORIDA-	21164	21087	21877	24846	23200	23000	25000	26700	21000	25300	22800	20026	276000
FLORIDA	74266	72962	80560	97127	86850	86800	92500	101150	74000	85450	80400	73935	1006000

1992 MONTHLY FORECAST

NORTH-FLORIDA-	31650	31200	32450	38050	37100	37150	39950	45200	31850	36200	34050	32150	427000
SOUTHEAST-FLOR	25100	24100	30000	37100	29600	29900	31100	32700	24400	27400	27600	25000	344000
SOUTH-FLORIDA-	22300	22300	23100	26000	24500	24300	26300	28000	22300	26600	24100	21200	291000
FLORIDA	79050	77600	85550	101150	91200	91350	97350	105900	78550	90200	85750	78350	1062000

1993 ANNUAL FORECAST

NORTH-FLORIDA-													448000
SOUTHEAST-FLOR													372000
SOUTH-FLORIDA-													301500
FLORIDA													1121500

1994 ANNUAL FORECAST

NORTH-FLORIDA-													469000
SOUTHEAST-FLOR													400500
SOUTH-FLORIDA-													310500
FLORIDA													1180000

1995 ANNUAL FORECAST

NORTH-FLORIDA-													
SOUTHEAST-FLOR													
SOUTH-FLORIDA-													
FLORIDA													

1996 ANNUAL FORECAST

NORTH-FLORIDA-													
SOUTHEAST-FLOR													
SOUTH-FLORIDA-													
FLORIDA													

**** THER ***** RESIDENCE ACCESS LINE GAIN *****

1990 MONTHLY ACTUALS

NORTH-FLORIDA-	7719	5157	6557	781	1973	4633	-485	10271	4615	2172	3966	568	47927
SOUTHEAST-FLOR	10700	5016	524	-5477	-235	1162	-357	2496	2776	7787	10028	7113	41533
SOUTH-FLORIDA-	3638	2817	2801	297	1503	1634	-11	1145	3054	669	3050	2139	22736
FLORIDA	22057	12990	9882	-4399	3241	7429	-853	13912	10445	10628	17044	9820	112196

1991 MONTHLY FORECAST

NORTH-FLORIDA-	7485	3643	5669	-831	1175	3975	1000	8885	4025	2425	3975	1374	42800
SOUTHEAST-FLOR	10513	4269	-518	-6985	-1550	650	-350	2450	3200	8200	10425	7396	37700
SOUTH-FLORIDA-	4177	1926	2139	-71	1200	1275	-25	1350	1950	875	2075	1729	18600
FLORIDA	22175	9838	7290	-7887	825	5900	625	12685	9175	11500	16475	10499	99100

1992 MONTHLY FORECAST

NORTH-FLORIDA-	8000	4525	5475	625	1975	4575	1250	10100	4825	3050	4550	1350	50300
SOUTHEAST-FLOR	10800	4575	-200	-6600	-1175	975	0	2750	3500	8500	10725	7150	41000
SOUTH-FLORIDA-	3800	1925	2225	425	1325	1350	100	1425	2050	950	2160	1765	19500
FLORIDA	22600	11025	7500	-5550	2125	6900	1350	14275	10375	12500	17435	10265	110800

RESIDENCE ORGANIZATION REPORT
 ADMINISTRATIVE FORECAST OF STATION ACTIVITY

JAN FEB MAR APR MAY JUN JUL AUG SEF OCT NOV DEC YEAR

***** RESIDENCE ACCESS LINE GAIN *****

993 ANNUAL FORECAST-----

NORTH-FLORIDA-														51300
SOUTHEAST-FLOR														41200
SOUTH-FLORIDA-														19900
FLORIDA														112400

994 ANNUAL FORECAST-----

NORTH-FLORIDA-														54100
SOUTHEAST-FLOR														43400
SOUTH-FLORIDA-														21900
FLORIDA														119400

995 ANNUAL FORECAST-----

NORTH-FLORIDA-														
SOUTHEAST-FLOR														
SOUTH-FLORIDA-														
FLORIDA														

996 ANNUAL FORECAST-----

NORTH-FLORIDA-														
SOUTHEAST-FLOR														
SOUTH-FLORIDA-														
FLORIDA														

***** RESIDENCE ACCESS LINES IN-SVC *****

990 MONTHLY ACTUALS -----

NORTH-FLORIDA-	1202448	1207508	1214074	1214852	1216828	1220866	1223271	1232742	1234124	1231700	1240280	1240837	1240837
SOUTHEAST-FLOR	1188966	1193943	1194483	1189004	1188782	1189944	1189586	1192090	1194875	1202591	1211730	1218836	1218836
SOUTH-FLORIDA-	787724	790480	793272	793554	795059	796689	796678	797826	800882	801532	804131	806273	806273
FLORIDA	3179138	3191931	3201829	3197410	3200669	3207499	3209535	3222658	3229881	3235823	3256141	3265946	3265946

991 MONTHLY FORECAST-----

NORTH-FLORIDA-	1248327	1253337	1259019	1258187	1259362	1263337	1264337	1273222	1277247	1279672	1283647	1285021	1285021
SOUTHEAST-FLOR	1229345	1233813	1233261	1226279	1224729	1225379	1225029	1227479	1230679	1238879	1249304	1256700	1256700
SOUTH-FLORIDA-	810446	812578	815498	815425	816625	817900	817875	819225	821175	822050	824125	825854	825854
FLORIDA	3288118	3299728	3307778	3299891	3300716	3306616	3307241	3319926	3329101	3340601	3357076	3367575	3367575

992 MONTHLY FORECAST-----

NORTH-FLORIDA-	1293021	1297546	1303021	1303646	1305621	1310196	1311446	1321546	1326371	1329421	1333971	1335321	1335321
SOUTHEAST-FLOR	1267500	1272075	1271875	1265275	1264100	1265075	1265075	1267825	1271325	1279825	1290550	1297700	1297700
SOUTH-FLORIDA-	829654	831579	833804	834229	835554	836904	837004	838429	840479	841429	843589	845354	845354
FLORIDA	3390175	3401200	3408700	3403150	3405275	3412175	3413525	3427800	3438175	3450675	3468110	3478375	3478375

993 ANNUAL FORECAST-----

NORTH-FLORIDA-														1386621
SOUTHEAST-FLOR														1338900
SOUTH-FLORIDA-														865254
FLORIDA														3590775

994 ANNUAL FORECAST-----

NORTH-FLORIDA-														1440721
SOUTHEAST-FLOR														1382300
SOUTH-FLORIDA-														887154
FLORIDA														3710175

FOIA17Z 01004

JAN FEB MAR APR MAY JUN JUL AUG SEP OCT NOV DEC YEAR

***** THRS ***** RESIDENCE ACCESS LINES IN SVC *****

1995 ANNUAL FORECAST-----
 NORTH-FLORIDA-
 SOUTHEAST-FLO
 SOUTH-FLORIDA-
 FLORIDA

1996 ANNUAL FORECAST-----
 NORTH-FLORIDA-
 SOUTHEAST-FLO
 SOUTH-FLORIDA-
 FLORIDA

***** THRA ***** AVG RESIDENCE ACCESS LINES IN SVC *****

1990 MONTHLY ACTUALS-----
 NORTH-FLORIDA- 1198585 1204978 1210791 1214463 1215840 1218847 1222068 1228006 1233433 1232912 1235990 1240558 1221373
 SOUTHEAST-FLO 1183616 1191454 1194213 1191743 1188893 1189363 1189765 1190838 1193482 1198733 1207160 1215283 1194545
 SOUTH-FLORIDA- 785904 789102 791876 793413 794306 795874 796683 797252 799354 801207 802831 805202 796083
 FLORIDA 3168106 3185534 3196880 3199619 3199039 3204084 3208517 3216096 3226269 3232852 3245982 3261043 3212001

1991 MONTHLY FORECAST-----
 NORTH-FLORIDA- 1244582 1250832 1256178 1258603 1258774 1261349 1263837 1268779 1275234 1278459 1281659 1284334 1265218
 SOUTHEAST-FLO 1224090 1231579 1233537 1229770 1225504 1225054 1226254 1229079 1234779 1244091 1253002 1231828
 SOUTH-FLORIDA- 808359 811512 814038 815461 816025 817262 817887 818550 820200 821612 823087 824989 817415
 FLORIDA 3277032 3293923 3303753 3303834 3300303 3303666 3306928 3313583 3324513 3334851 3348838 3362325 3314462

1992 MONTHLY FORECAST-----
 NORTH-FLORIDA= 1289021 1295283 1300283 1303333 1304633 1307908 1310821 1316496 1323958 1327896 1331696 1334646 1312164
 SOUTHEAST-FLO 1262100 1269787 1271975 1268575 1264687 1264587 1265075 1266450 1269575 1275575 1285187 1294125 1271474
 SOUTH-FLORIDA_ 827754 830616 832691 834016 834891 836229 836954 837716 839454 840954 842509 844471 836521
 FLORIDA 3378875 3395687 3404950 3405925 3404212 3408725 3412850 3420662 3432987 3444425 3459392 3473242 3420161

1993 ANNUAL FORECAST-----
 NORTH-FLORIDA- 1360971
 SOUTHEAST-FLO 1318300
 SOUTH-FLORIDA- 855304
 FLORIDA 3534575

1994 ANNUAL FORECAST-----
 NORTH-FLORIDA- 1413671
 SOUTHEAST-FLO 1360600
 SOUTH-FLORIDA- 876204
 FLORIDA 3650475

1995 ANNUAL FORECAST-----
 NORTH-FLORIDA-
 SOUTHEAST-FLO
 SOUTH-FLORIDA-
 FLORIDA

1996 ANNUAL FORECAST-----
 NORTH-FLORIDA-
 SOUTHEAST-FLO
 SOUTH-FLORIDA-
 FLORIDA

BUSINESS ORGANIZATION REPORT
ADMINISTRATIVE FORECAST OF STATION ACTIVITY

09/02/92

060191F 1992 COMMITMENT

1. BUSINESS(L-C) ACCESS LINE INWARD MOVT	REPORTED
2. BUSINESS(L-C) ACCESS LINE OUTWARD MOVT	REPORTED
3. BUS (L-C) ACCESS LINE GAIN (INCLUDES ENFIA)	REPORTED
4. BUS (L-C) ACCESS LINES INSV (INCLUDES ENFIA)	REPORTED
5. AVG BUSINESS (L-C) ACCESS LINES INSV (INCL ENFIA)	REPORTED
6. BUS MAIN ACCESS LINE(L/C) INWARD	REPORTED
7. BUS MAIN ACCESS LINE(L/C) OUTWARD	REPORTED
8. BUS MAIN ACCESS LINE(L/C) GAIN	REPORTED
9. BUS MAIN ACCESS LINES(L/C) IN-SVC	REPORTED
10. EQUIV MAIN(LESS CPE MAIN) INWD MOVT	REPORTED
11. EQUIV MAIN(LESS CPE MAIN) OUTWD MOVT	REPORTED
12. EQUIV MAIN GAIN (INCL ENFIA, EXCL CPE MAIN)	REPORTED
13. EQUIV MAIN INSV (INCL ENFIA, EXCL CPE MAIN)	REPORTED

NOTE: ACTUALS FOR 1991 UPDATED THROUGH APR

F01A17Z 01006

F01B03Z 00397

BUSINESS ORGANIZATION REPORT
 ADMINISTRATIVE FORECAST OF STATION ACTIVITY

JAN FEB MAR APR MAY JUN JUL AUG SEP OCT NOV DEC YEAR

***** MSBI ***** BUSINESS(L-C) ACCESS LINE INWARD MOVI *****

990 MONTHLY ACTUALS

NORTH-FLORIDA-	11608	10532	12460	11055	11531	10726	9907	11776	11867	11318	10171	9725	132676
SOUTHEAST-FLOR	12693	11108	11846	11119	10860	10833	13704	11351	10744	13064	11505	10242	139269
SOUTH-FLORIDA-	9533	9425	11161	9689	10376	8721	9634	10038	8606	9820	8518	7366	112887
FLORIDA	33834	31065	35467	31863	32767	30280	33245	33165	31417	34202	30194	27333	384832

991 MONTHLY FORECAST

NORTH-FLORIDA-	11074	9880	10337	10414	11550	11120	10560	12011	12260	12365	11230	10999	133800
SOUTHEAST-FLOR	11507	10469	10871	11109	9325	10150	13675	11400	11425	13675	12250	10944	136800
SOUTH-FLORIDA-	9725	9178	10115	10010	10075	8600	9475	9800	8475	10225	8700	8122	112500
FLORIDA	32306	29527	31323	31533	30950	29870	33710	33211	32160	36265	32180	30065	383100

992 MONTHLY FORECAST

NORTH-FLORIDA-	14305	10940	11480	11410	11660	13080	11010	12430	12295	12515	11055	10020	142200
SOUTHEAST-FLOR	12825	11800	12275	12800	10775	11600	15100	12800	12825	15075	13675	11650	153200
SOUTH-FLORIDA-	11200	10950	11475	11175	11500	10175	10850	11175	9950	11550	10200	9000	129200
FLORIDA	38330	33690	35230	35385	33935	34855	36960	36405	35070	39140	34930	30670	424600

993 ANNUAL FORECAST

NORTH-FLORIDA-													148600
SOUTHEAST-FLOR													159900
SOUTH-FLORIDA-													137300
FLORIDA													445800

994 ANNUAL FORECAST

NORTH-FLORIDA-													153800
SOUTHEAST-FLOR													168700
SOUTH-FLORIDA-													143300
FLORIDA													465800

995 ANNUAL FORECAST

NORTH-FLORIDA-													
SOUTHEAST-FLOR													
SOUTH-FLORIDA-													
FLORIDA													

996 ANNUAL FORECAST

NORTH-FLORIDA-													
SOUTHEAST-FLOR													
SOUTH-FLORIDA-													
FLORIDA													

***** MSBO ***** BUSINESS(L-C) ACCESS LINE OUTWARD MOVI *****

990 MONTHLY ACTUALS

NORTH-FLORIDA-	9188	8938	9509	8882	8721	8546	8580	9148	9398	10134	9262	8551	108857
SOUTHEAST-FLOR	9921	8969	9464	10475	10491	9911	10082	10042	9232	10429	11787	9735	120538
SOUTH-FLORIDA-	8785	8592	9318	8070	9120	7923	8390	7986	6938	9726	8711	7071	100630
FLORIDA	27894	26499	28291	27427	28332	26380	27052	27176	25568	30289	29760	25357	330025

NOTE: ACTUALS FOR 1991 UPDATED THROUGH APR

JAN FEB MAR APR MAY JUN JUL AUG SEP OCT NOV DEC YEAR

***** MSBC ***** BUSINESS(L-C) ACCESS LINE OUTWARD HOVT *****

1991 MONTHLY FORECAST-----

NORTH-FLORIDA-	10246	8762	8956	8953	9235	8995	8860	9740	9795	10350	9430	9678	113000
SOUTHEAST-FLOR	9919	9542	10155	10413	10600	10100	10100	10100	9400	10500	11900	9571	122300
SOUTH-FLORIDA-	9222	9238	9216	9444	9100	8000	8500	8100	7000	9800	8700	7480	103800
FLORIDA	29387	27542	28327	28810	28935	27095	27460	27940	26195	30650	30030	26729	339100

1992 MONTHLY FORECAST-----

NORTH-FLORIDA-	10630	9095	9735	9470	9495	9345	9205	10050	10200	10880	9905	9490	117500
SOUTHEAST-FLOR	10800	10500	11100	11400	11600	11100	11100	11100	10400	11500	12900	10500	134000
SOUTH-FLORIDA-	10100	10000	10100	10300	9900	8800	9300	8900	7800	10600	9500	8200	113500
FLORIDA	31530	29595	30935	31170	30995	29245	29605	30050	28400	32980	32305	28190	365000

1993 ANNUAL FORECAST-----

NORTH-FLORIDA-													122000
SOUTHEAST-FLOR													138000
SOUTH-FLORIDA-													119000
FLORIDA													379000

1994 ANNUAL FORECAST-----

NORTH-FLORIDA-													126000
SOUTHEAST-FLOR													145000
SOUTH-FLORIDA-													125000
FLORIDA													396000

1995 ANNUAL FORECAST-----

NORTH-FLORIDA-													
SOUTHEAST-FLOR													
SOUTH-FLORIDA-													
FLORIDA													

1996 ANNUAL FORECAST-----

NORTH-FLORIDA-													
SOUTHEAST-FLOR													
SOUTH-FLORIDA-													
FLORIDA													

***** THER ***** BUS (L-C) ACCESS LINE GAIN (INCLUDES ENEIA) *****

1990 MONTHLY ACTUALS-----

NORTH-FLORIDA-	2541	1731	2168	2428	3782	2291	1440	2778	2537	1318	989	1102	25105
SOUTHEAST-FLOR	2954	2190	2544	661	427	1027	3723	1302	1728	2664	-220	635	19635
SOUTH-FLORIDA-	775	823	1966	1703	1430	860	1281	2026	1703	108	-189	309	12795
FLORIDA	6270	4744	6678	4792	5639	4178	6444	6106	5968	4090	580	2046	57535

1991 MONTHLY FORECAST-----

NORTH-FLORIDA-	976	1187	1550	1549	2315	2125	1700	2271	2465	2015	1800	847	20800
SOUTHEAST-FLOR	1622	935	784	996	-1275	50	3575	1300	2025	3175	350	963	14500
SOUTH-FLORIDA-	526	-57	948	608	975	600	975	1700	1475	425	0	525	8700
FLORIDA	3124	2065	3282	3153	2015	2775	6250	5271	5965	5615	2150	2335	44000

1992 MONTHLY FORECAST-----

NORTH-FLORIDA-	3675	1845	1745	1940	2165	3735	1805	2380	2095	1635	1150	530	24700
SOUTHEAST-FLOR	2025	1300	1175	1400	-825	500	4000	1700	2425	3575	775	1150	19200
SOUTH-FLORIDA-	1100	950	1375	875	1600	1375	1550	2275	2150	950	700	800	15700
FLORIDA	6800	4095	4295	4215	2940	5610	7355	6355	6670	6160	2625	2480	59600

JAN FEB MAR APR MAY JUN JUL AUG SEP OCT NOV DEC YEAR

***** TMB ***** BUS (L-C) ACCESS LINE GAIN (INCLUDES ENFIA) *****

1993 ANNUAL FORECAST-----

NORTH-FLORIDA-														26600
SOUTHEAST-FLOR														21900
SOUTH-FLORIDA-														18300
FLORIDA														66800

1994 ANNUAL FORECAST-----

NORTH-FLORIDA-														27800
SOUTHEAST-FLOR														23700
SOUTH-FLORIDA-														18300
FLORIDA														69800

1995 ANNUAL FORECAST-----

NORTH-FLORIDA-														
SOUTHEAST-FLOR														
SOUTH-FLORIDA-														
FLORIDA														

1996 ANNUAL FORECAST-----

NORTH-FLORIDA-														
SOUTHEAST-FLOR														
SOUTH-FLORIDA-														
FLORIDA														

***** TMB ***** BUS (L-C) ACCESS LINES INSV (INCLUDES ENFIA) *****

1990 MONTHLY ACTUALS-----

NORTH-FLORIDA-	428565	430216	432800	435886	438920	440858	441831	444588	446872	447840	448500	449589	449589
SOUTHEAST-FLOR	416550	418532	421167	421761	422698	423192	426943	428087	429825	431796	430351	431097	431097
SOUTH-FLORIDA-	355949	356145	358029	359682	363715	361768	363065	364887	366552	365751	365913	366152	366152
FLORIDA	1201064	1204893	1211996	1217329	1225333	1225818	1231839	1237562	1243249	1245387	1244764	1246838	1246838

1991 MONTHLY FORECAST-----

NORTH-FLORIDA-	450462	452867	455031	456637	458952	461077	462777	465048	467513	469528	471328	472175	472175
SOUTHEAST-FLOR	432718	433635	434289	435336	434061	434111	437686	438986	441011	444186	444536	445499	445499
SOUTH-FLORIDA-	366542	366680	367911	368534	369509	370109	371084	372784	374259	374684	374684	375209	375209
FLORIDA	1249722	1253182	1257231	1260507	1262522	1265297	1271547	1276818	1282783	1288398	1290548	1292883	1292883

1992 MONTHLY FORECAST-----

NORTH-FLORIDA-	475850	477695	479440	481380	483545	487280	489085	491465	493560	495195	496345	496875	496875
SOUTHEAST-FLOR	447524	448824	449999	451399	450574	451074	455074	456774	459199	462774	463549	464699	464699
SOUTH-FLORIDA-	376309	377259	378634	379509	381109	382484	384034	386309	388459	389409	390109	390909	390909
FLORIDA	1299683	1303778	1308073	1312288	1315228	1320838	1328193	1334548	1341218	1347378	1350003	1352483	1352483

1993 ANNUAL FORECAST-----

NORTH-FLORIDA-														523475
SOUTHEAST-FLOR														486599
SOUTH-FLORIDA-														409209
FLORIDA														1419283

1994 ANNUAL FORECAST-----

NORTH-FLORIDA-														551275
SOUTHEAST-FLOR														510299
SOUTH-FLORIDA-														427509
FLORIDA														1489683

FOIA17Z 01009

JAN FEB MAR APR MAY JUN JUL AUG SEP OCT NOV DEC YEAR

**** TMBS *****_BUS_(L-C)_ACCESS_LINES_INSV_(INCLUDES_EWEIA)*****

995 ANNUAL FORECAST-----

ORTH-FLORIDA-
 OUTHEAST-FLO
 OUTH-FLORIDA-
 LORIDA

996 ANNUAL FORECAST-----

ORTH-FLORIDA-
 OUTHEAST-FLO
 OUTH-FLORIDA-
 LORIDA

**** TMBA *****AVG_BUSINESS_(L-C)_ACCESS_LINES_INSV_(INCL_EWEIA)*****

990 MONTHLY ACTUALS -----

ORTH-FLORIDA-	427326	429390	431508	434343	437403	439889	441344	443209	445730	447356	448170	449044	439559
OUTHEAST-FLO	415019	417541	419849	421464	422229	422945	425067	427515	428956	430810	431073	430724	424432
OUTH-FLORIDA-	355548	356047	357087	358855	361698	362741	362416	363976	365719	366151	365832	366032	361841
LORIDA	1197894	1202978	1208444	1214662	1221331	1225575	1228828	1234700	1240405	1244318	1245075	1245801	1225834

991 MONTHLY FORECAST-----

ORTH-FLORIDA-	450025	451664	453949	455834	457794	460014	461927	463912	466280	468520	470428	471751	461008
OUTHEAST-FLO	431907	433176	433962	434812	434698	434086	435898	438336	439998	442598	444361	445017	437404
OUTH-FLORIDA-	366347	366611	367295	368222	369021	369809	370596	371934	373521	374471	374684	374946	370621
LORIDA	1248280	1251452	1255206	1258869	1261514	1263909	1268422	1274182	1279800	1285590	1289473	1291715	1269034

992 MONTHLY FORECAST-----

ORTH-FLORIDA-	474012	476772	478567	480410	482462	485412	488182	490275	492512	494377	495770	496610	486280
OUTHEAST-FLO	446511	448174	449411	450699	450986	450824	453074	455924	457986	460986	463161	464124	454321
OUTH-FLORIDA-	375759	376784	377946	379071	380309	381796	383259	385171	387384	388934	389759	390509	383056
LORIDA	1296283	1301730	1305925	1310180	1313758	1318033	1324515	1331370	1337883	1344298	1348690	1351243	1323659

993 ANNUAL FORECAST-----

ORTH-FLORIDA-	510175
OUTHEAST-FLO	475649
OUTH-FLORIDA-	400059
LORIDA	1385883

994 ANNUAL FORECAST-----

ORTH-FLORIDA-	537325
OUTHEAST-FLO	498449
OUTH-FLORIDA-	418359
LORIDA	1454183

995 ANNUAL FORECAST-----

ORTH-FLORIDA-
 OUTHEAST-FLO
 OUTH-FLORIDA-
 LORIDA

996 ANNUAL FORECAST-----

ORTH-FLORIDA-
 OUTHEAST-FLO
 OUTH-FLORIDA-
 LORIDA

JAN FEB MAR APR MAY JUN JUL AUG SEP OCT NOV DEC YEAR

***** TBCI ***** BUS MAIN ACCESS LINE(L/C) INWARD *****

990 MONTHLY ACTUALS

NORTH-FLORIDA-	9025	7708	9094	8117	8566	8229	7208	9011	8026	8362	8132	7220	98698
SOUTHEAST-FLOR	9902	8500	9366	8297	8324	8072	8488	8518	7830	9218	9102	7491	103108
SOUTH-FLORIDA-	7619	7588	8030	7087	7974	6904	6973	7414	6494	7690	6520	5510	85803
FLORIDA	26546	23796	26490	23501	24864	23205	22669	24943	22350	25270	23754	20221	287609

991 MONTHLY FORECAST

NORTH-FLORIDA-	8717	7903	8593	8127	8755	8425	7835	8866	8020	8670	8265	8324	100500
SOUTHEAST-FLOR	9046	7789	8595	8913	6705	7705	10455	8905	8560	10815	8855	8457	104800
SOUTH-FLORIDA-	7595	6783	7453	7880	7385	6440	6745	7150	6055	7720	6420	6274	83900
FLORIDA	25358	22475	24641	24920	22845	22570	25035	24921	22635	27205	23540	23055	289200

1992 MONTHLY FORECAST

NORTH-FLORIDA-	9605	8420	9400	8910	9095	8960	8230	9320	8495	9125	8880	7560	106000
SOUTHEAST-FLOR	9650	8415	9285	9700	7255	8410	11155	9555	9320	11260	9565	9330	112900
SOUTH-FLORIDA-	8815	8270	8480	8735	8570	7785	7890	8280	7290	8785	7670	6830	97400
FLORIDA	28070	25105	27165	27345	24920	25155	27275	27155	25105	29170	26115	23720	316300

1993 ANNUAL FORECAST

NORTH-FLORIDA-													110000
SOUTHEAST-FLOR													115900
SOUTH-FLORIDA-													102500
FLORIDA													328400

1994 ANNUAL FORECAST

NORTH-FLORIDA-													114000
SOUTHEAST-FLOR													121000
SOUTH-FLORIDA-													107500
FLORIDA													342500

1995 ANNUAL FORECAST

NORTH-FLORIDA-													
SOUTHEAST-FLOR													
SOUTH-FLORIDA-													
FLORIDA													

1996 ANNUAL FORECAST

NORTH-FLORIDA-													
SOUTHEAST-FLOR													
SOUTH-FLORIDA-													
FLORIDA													

***** TBCO ***** BUS MAIN ACCESS LINE(L/C) OUTWARD *****

1990 MONTHLY ACTUALS

NORTH-FLORIDA-	7413	6065	6960	7203	7280	7313	6663	7217	6629	7494	7559	6842	84638
SOUTHEAST-FLOR	7407	6674	7575	7708	7258	7418	7417	7638	6522	7678	8271	7161	88727
SOUTH-FLORIDA-	6377	6128	6880	6268	6975	6351	6538	6282	5435	7265	6779	5696	76974
FLORIDA	21197	18867	21415	21179	21513	21082	20618	21137	18586	22437	22609	19699	250339

NOTE: ACTUALS FOR 1991 UPDATED THROUGH APR

FO1A17Z 01011

FO1B03Z 00402

JAN FEB MAR APR MAY JUN JUL AUG SEP OCT NOV DEC YEAR

***** TRCC ***** BUS. MAIN ACCESS LINE(L/C) OUTWARD *****

1991 MONTHLY FORECAST

NORTH-FLORIDA-	8041	6809	7043	7592	7585	7570	7000	7575	6925	7685	7600	7575	89000
SOUTHEAST-FLO	7587	7302	8124	8189	7600	7800	7700	7900	6900	8000	8600	7298	93000
SOUTH-FLORIDA-	7224	6875	7106	7197	6700	6200	6400	6200	5300	7100	6600	5898	78800
FLORIDA	22852	20986	22273	22978	21885	21570	21100	21675	19125	22785	22800	20771	260800

1992 MONTHLY FORECAST

NORTH-FLORIDA-	8250	7075	7675	7900	7925	7970	7375	7870	7295	8095	8075	7495	93000
SOUTHEAST-FLO	8000	7800	8600	8700	8100	8300	8200	8400	7400	8500	9100	7900	99000
SOUTH-FLORIDA-	8100	7600	7900	8000	7500	7000	7200	7000	6100	7900	7400	6300	88000
FLORIDA	24350	22475	24175	24600	23525	23270	22775	23270	20795	24495	24575	21695	280000

1993 ANNUAL FORECAST

NORTH-FLORIDA-													97000
SOUTHEAST-FLO													102000
SOUTH-FLORIDA-													93000
FLORIDA													292000

1994 ANNUAL FORECAST

NORTH-FLORIDA-													101000
SOUTHEAST-FLO													105000
SOUTH-FLORIDA-													98000
FLORIDA													304000

1995 ANNUAL FORECAST

NORTH-FLORIDA-													
SOUTHEAST-FLO													
SOUTH-FLORIDA-													
FLORIDA													

1996 ANNUAL FORECAST

NORTH-FLORIDA-													
SOUTHEAST-FLO													
SOUTH-FLORIDA-													
FLORIDA													

***** TBCG ***** BUS. MAIN ACCESS LINE(L/C) GAIN *****

1990 MONTHLY ACTUALS

NORTH-FLORIDA-	1805	1782	1446	1057	2251	1021	691	1943	1474	1007	650	394	15321
SOUTHEAST-FLO	2655	1886	1949	612	1126	751	1172	876	1328	1569	889	473	15286
SOUTH-FLORIDA-	1272	1482	1233	903	1173	614	473	1091	1096	440	-246	-180	9351
FLORIDA	5732	5150	4628	2572	4550	2386	2336	3910	3898	3016	1293	687	40158

1991 MONTHLY FORECAST

NORTH-FLORIDA-	843	1159	1724	646	1170	855	835	1291	1095	985	665	232	11500
SOUTHEAST-FLO	1495	492	533	825	-895	-95	2755	1005	1660	2815	255	955	11800
SOUTH-FLORIDA-	394	-86	400	728	685	240	345	950	-755	620	-180	249	5100
FLORIDA	2732	1565	2657	2199	960	1000	3935	3246	3510	4420	740	1436	28400

1992 MONTHLY FORECAST

NORTH-FLORIDA-	1355	1345	1725	1010	1170	990	855	1450	1200	1030	805	65	13000
SOUTHEAST-FLO	1650	615	685	1000	-845	110	2955	1155	1920	2760	465	1430	13900
SOUTH-FLORIDA-	715	670	580	735	1070	785	690	1280	1190	885	270	530	9400
FLORIDA	3720	2630	2990	2745	1395	1885	4500	3885	4310	4875	1540	2025	36300

FOIA17Z 01012

FORM: 060191F 1992 COMMITMENT
 FORM: BUSI

BUSINESS ORGANIZATION REPORT
 ADMINISTRATIVE FORECAST OF STATION ACTIVITY

DATE: 09/02/92
 PAGE 7

JAN FEB MAR APR MAY JUN JUL AUG SEP OCT NOV DEC YEAR

***** TRCG ***** BUS MAIN ACCESS LINE(L/C) GAIN *****

1993 ANNUAL FORECAST-----

NORTH-FLORIDA-	13000
SOUTHEAST-FLO	13900
SOUTH-FLORIDA-	9500
FLORIDA	36400

1994 ANNUAL FORECAST-----

NORTH-FLORIDA-	13000
SOUTHEAST-FLO	16000
SOUTH-FLORIDA-	9500
FLORIDA	38500

1995 ANNUAL FORECAST-----

NORTH-FLORIDA-	
SOUTHEAST-FLO	
SOUTH-FLORIDA-	
FLORIDA	

1996 ANNUAL FORECAST-----

NORTH-FLORIDA-	
SOUTHEAST-FLO	
SOUTH-FLORIDA-	
FLORIDA	

***** ARCS ***** BUS MAIN ACCESS LINES(L/C) IN-SVC *****

1990 MONTHLY ACTUALS -----

NORTH-FLORIDA-	306441	307954	309393	311382	312759	313753	314461	316187	317772	318733	319468	319855	319855
SOUTHEAST-FLO	288700	290508	292528	293117	294245	295015	296236	297163	298492	300142	300878	301377	301377
SOUTH-FLORIDA-	244488	245778	247034	247938	249156	249775	250262	251437	252543	253029	252963	252822	252822
FLORIDA	839629	844240	848955	852437	856160	858543	860959	864787	868807	871904	873309	874054	874054

1991 MONTHLY FORECAST-----

NORTH-FLORIDA-	320720	322164	323913	324556	325726	326581	327416	328707	329802	330787	331452	331684	331684
SOUTHEAST-FLO	302868	303398	303830	304716	303821	303726	306481	307486	309146	311961	312216	313171	313171
SOUTH-FLORIDA-	253201	253259	253586	254380	255065	255305	255650	256600	257355	257975	257975	258044	258044
FLORIDA	876789	878821	881329	883652	884612	885612	889547	892793	896303	900723	901463	902899	902899

1992 MONTHLY FORECAST-----

NORTH-FLORIDA-	333039	334384	336109	337119	338289	339279	340134	341584	342784	343814	344619	344684	344684
SOUTHEAST-FLO	314821	315436	316121	317121	316276	316386	319341	320496	322416	325176	325641	327071	327071
SOUTH-FLORIDA-	258759	259429	260009	260744	261814	262599	263289	264569	265759	266644	266914	267444	267444
FLORIDA	906619	909249	912239	914984	916379	918264	922764	926649	930959	935634	937174	939199	939199

1993 ANNUAL FORECAST-----

NORTH-FLORIDA-	357684
SOUTHEAST-FLO	340971
SOUTH-FLORIDA-	276944
FLORIDA	975599

1994 ANNUAL FORECAST-----

NORTH-FLORIDA-	370684
SOUTHEAST-FLO	356971
SOUTH-FLORIDA-	286444
FLORIDA	1014099

F01A17Z 01013

JAN FEB MAR APR MAY JUN JUL AUG SEP OCT NOV DEC YEAR

***** ABCS ***** BUS. MAIN ACCESS LINES (L/C) IN-SVC *****

1995 ANNUAL FORECAST

NORTH-FLORIDA-
 SOUTHEAST-FLO
 SOUTH-FLORIDA-
 FLORIDA

1996 ANNUAL FORECAST

NORTH-FLORIDA-
 SOUTHEAST-FLO
 SOUTH-FLORIDA-
 FLORIDA

***** ELCI ***** EQUIV. MAIN (LESS CPE MAIN) INWD MOV'T *****

1990 MONTHLY ACTUALS

	JAN	FEB	MAR	APR	MAY	JUN	JUL	AUG	SEP	OCT	NOV	DEC	YEAR
NORTH-FLORIDA-	2583	2824	3366	2938	2965	2497	2699	2765	3841	2956	2039	2505	33978
SOUTHEAST-FLO	2791	2608	2480	2822	2536	2761	5216	2833	3114	3846	2403	2751	36161
SOUTH-FLORIDA-	1914	1837	3131	2602	2402	1817	2661	2624	2112	2130	1998	1856	27084
FLORIDA	7288	7269	8977	8362	7903	7075	10576	8222	9067	8932	6440	7112	97223

1991 MONTHLY FORECAST

NORTH-FLORIDA-	2357	1977	1744	2287	2795	2695	2725	3145	4240	3695	2965	2675	33300
SOUTHEAST-FLO	2461	2680	2276	2196	2620	2445	3220	2495	2865	2860	3395	2487	32000
SOUTH-FLORIDA-	2130	2395	2662	2130	2690	2160	2730	2650	2420	2505	2280	1848	28600
FLORIDA	6948	7052	6682	6613	8105	7300	8675	8290	9525	9060	8640	7010	93900

1992 MONTHLY FORECAST

NORTH-FLORIDA-	4700	2520	2080	2500	2565	4120	2780	3110	3800	3390	2175	2460	36200
SOUTHEAST-FLO	3175	3385	2990	3100	3520	3190	3945	3245	3505	3815	4110	2320	40300
SOUTH-FLORIDA-	2385	2680	2995	2440	2930	2390	2960	2895	2660	2765	2530	2170	31800
FLORIDA	10260	8585	8065	8040	9015	9700	9685	9250	9965	9970	8815	6950	108300

1993 ANNUAL FORECAST

NORTH-FLORIDA-													38600
SOUTHEAST-FLO													44000
SOUTH-FLORIDA-													34800
FLORIDA													117400

1994 ANNUAL FORECAST

NORTH-FLORIDA-													39800
SOUTHEAST-FLO													47700
SOUTH-FLORIDA-													35800
FLORIDA													123300

1995 ANNUAL FORECAST

NORTH-FLORIDA-													
SOUTHEAST-FLO													
SOUTH-FLORIDA-													
FLORIDA													

1996 ANNUAL FORECAST

NORTH-FLORIDA-													
SOUTHEAST-FLO													
SOUTH-FLORIDA-													
FLORIDA													

BUSINESS ORGANIZATION REPORT
 ADMINISTRATIVE FORECAST OF STATION ACTIVITY

JAN FEB MAR APR MAY JUN JUL AUG SEP OCT NOV DEC YEAR

***** ELC0 ***** EQUIV MAIN(LESS_CPE_MAIN) OUTWD HOVT *****

1990 MONTHLY ACTUALS

NORTH-FLORIDA-	1775	2873	2549	1679	1441	1233	1917	1931	2769	2640	1703	1709	24219
SOUTHEAST-FLO	2514	2295	1889	2767	3233	2493	2665	2404	2710	2751	3516	2574	31811
SOUTH-FLORIDA-	2408	2464	2438	1802	2145	1572	1852	1704	1503	2461	1932	1375	23656
FLORIDA	6697	7632	6876	6248	6819	5298	6434	6039	6982	7852	7151	5658	79686

1991 MONTHLY FORECAST

NORTH-FLORIDA-	2205	1953	1913	1361	1650	1425	1860	2165	2870	2665	1830	2103	24000
SOUTHEAST-FLO	2332	2240	2031	2224	3000	2300	2400	2200	2500	2500	3300	2273	29300
SOUTH-FLORIDA-	1998	2363	2110	2247	2400	1800	2100	1900	1700	2700	2100	1582	25000
FLORIDA	6535	6556	6054	5832	7050	5525	6360	6265	7070	7865	7230	5958	78300

1992 MONTHLY FORECAST

NORTH-FLORIDA-	2380	2020	2060	1570	1570	1375	1830	2180	2905	2785	1830	1995	24500
SOUTHEAST-FLO	2800	2700	2500	2700	3500	2800	2900	2700	3000	3000	3800	2600	35000
SOUTH-FLORIDA-	2000	2400	2200	2300	2400	1800	2100	1900	1700	2700	2100	1900	25500
FLORIDA	7180	7120	6760	6570	7470	5975	6830	6780	7605	8485	7730	6495	85000

1993 ANNUAL FORECAST

NORTH-FLORIDA-													25000
SOUTHEAST-FLO													36000
SOUTH-FLORIDA-													26000
FLORIDA													87000

1994 ANNUAL FORECAST

NORTH-FLORIDA-													25000
SOUTHEAST-FLO													40000
SOUTH-FLORIDA-													27000
FLORIDA													92000

1995 ANNUAL FORECAST

NORTH-FLORIDA-													
SOUTHEAST-FLO													
SOUTH-FLORIDA-													
FLORIDA													

1996 ANNUAL FORECAST

NORTH-FLORIDA-													
SOUTHEAST-FLO													
SOUTH-FLORIDA-													
FLORIDA													

***** ELC6 ***** EQUIV MAIN_GAIN (INCL_ENEIA, EXCL_CPE_MAIN) *****

1990 MONTHLY ACTUALS

NORTH-FLORIDA-	736	-51	722	1371	1531	1270	749	835	1063	311	339	708	9584
SOUTHEAST-FLO	299	304	595	49	-699	276	2551	426	400	1095	-1109	162	4349
SOUTH-FLORIDA-	-497	-659	733	800	257	246	808	935	607	-332	57	489	3444
FLORIDA	538	-406	2050	2220	1089	1792	4108	2196	2070	1074	-713	1359	17377

NOTE: ACTUALS FOR 1991 UPDATED THROUGH APR

JAN FEB MAR APR MAY JUN JUL AUG SEP OCT NOV DEC YEAR

***** ELCG ***** EQUIV MAIN GAIN (INCL ENER10, EXCL CPE MAIN) *****

1991 MONTHLY FORECAST-----

NORTH-FLORIDA-	133	28	-174	903	1145	1270	865	980	1370	1030	1135	615	9300
SOUTHEAST-FLO	127	443	251	171	-380	145	820	295	365	360	95	8	2700
SOUTH-FLORIDA-	132	29	548	-120	290	360	630	750	720	-195	180	276	3600
FLORIDA	392	500	625	954	1055	1775	2315	2025	2455	1195	1410	899	15600

1992 MONTHLY FORECAST-----

NORTH-FLORIDA-	2320	500	20	930	995	2745	950	930	895	605	345	465	11700
SOUTHEAST-FLO	375	685	490	400	20	390	1045	545	505	815	310	-280	5300
SOUTH-FLORIDA-	385	280	795	140	530	590	860	995	960	65	430	270	6300
FLORIDA	3080	1465	1305	1470	1545	3725	2855	2470	2360	1485	1085	455	23300

1993 ANNUAL FORECAST-----

NORTH-FLORIDA-													13600
SOUTHEAST-FLO													8000
SOUTH-FLORIDA-													8800
FLORIDA													30400

1994 ANNUAL FORECAST-----

NORTH-FLORIDA-													14800
SOUTHEAST-FLO													7700
SOUTH-FLORIDA-													8800
FLORIDA													31300

1995 ANNUAL FORECAST-----

NORTH-FLORIDA-													
SOUTHEAST-FLO													
SOUTH-FLORIDA-													
FLORIDA													

1996 ANNUAL FORECAST-----

NORTH-FLORIDA-													
SOUTHEAST-FLO													
SOUTH-FLORIDA-													
FLORIDA													

***** ELCS ***** EQUIV MAIN INSV (INCL ENER10, EXCL CPE MAIN) *****

1990 MONTHLY ACTUALS -----

NORTH-FLORIDA-	122124	122262	123407	124504	126161	127105	127370	128401	129100	129107	129032	129734	129734
SOUTHEAST-FLO	127850	128024	128639	128644	129453	128177	130707	130924	131333	131654	129473	129720	129720
SOUTH-FLORIDA-	111461	110367	110995	111744	114559	111993	112803	113450	114009	112722	112950	113330	113330
FLORIDA	361435	360653	363041	364892	369173	367275	370880	372775	374442	373483	371455	372784	372784

1991 MONTHLY FORECAST-----

NORTH-FLORIDA-	129742	130703	131118	132081	133226	134496	135361	136341	137711	138741	139876	140491	140491
SOUTHEAST-FLO	129850	130237	130459	130620	130240	130385	131205	131500	131865	132225	132320	132328	132328
SOUTH-FLORIDA-	113341	113421	114325	114154	114444	114804	115434	116184	116904	116709	116889	117165	117165
FLORIDA	372933	374361	375902	376855	377910	379685	382000	384025	386480	387675	389085	389984	389984

1992 MONTHLY FORECAST-----

NORTH-FLORIDA-	142811	143311	143331	144261	145256	148001	148951	149881	150776	151381	151726	152191	152191
SOUTHEAST-FLO	132703	133388	133878	134278	134298	134688	135733	136278	136783	137598	137908	137628	137628
SOUTH-FLORIDA-	117550	117830	118625	118765	119295	119885	120745	121740	122700	122765	123195	123465	123465
FLORIDA	392064	394529	395834	397304	398849	402574	405429	407899	410259	411744	412829	413284	413284

JAN FEB MAR AFR MAY JUN JUL AUG SEP OCT NOV DEC YEAR

*** ELCS ***** EQUIV MAIN INSV (INCL FWEIA, EXCL CPE MAIN) *****

1993 ANNUAL FORECAST-----
NORTH-FLORIDA- 165791
SOUTHEAST-FLOF 145628
SOUTH-FLORIDA- 132265
LORIDA 443684

1994 ANNUAL FORECAST-----
NORTH-FLORIDA- 180591
SOUTHEAST-FLOF 153328
SOUTH-FLORIDA- 141065
LORIDA 474984

1995 ANNUAL FORECAST-----
NORTH-FLORIDA-
SOUTHEAST-FLOF
SOUTH-FLORIDA-
LORIDA

1996 ANNUAL FORECAST-----
NORTH-FLORIDA-
SOUTHEAST-FLOF
SOUTH-FLORIDA-
LORIDA

COIN ORGANIZATION REPORT
ADMINISTRATIVE FORECAST OF STATION ACTIVITY

09/02/92

060191F 1992 COMMITMENT

1. TOTAL PUBLIC ACCESS LINE INWD MOVT	REPORTED
2. TOTAL PUBLIC ACCESS LINE OUTD MOVT	REPORTED
3. TOTAL PUBLIC ACCESS GAIN	REPORTED
4. TOTAL PUBLIC ACCESS LINES INSV	REPORTED
5. AVG TOTAL PUBLIC ACCESS LINES INSV	REPORTED

NOTE: ACTUALS FOR 1991 UPDATED THROUGH APR

F01A17Z 01018

F01B03Z 00409

25

FORM 060191F 1992 COMMITMENT
FORM: COIN

COIN ORGANIZATION REPORT
ADMINISTRATIVE FORECAST OF STATION ACTIVITY

DATE: 09/02/92
PAGE 1

1
2
3

JAN FEB MAR APR MAY JUN JUL AUG SEP OCT NOV DEC YEAR

***** TCHI ***** TOTAL PUBLIC ACCESS LINE INWD MOVT *****

1990 MONTHLY ACTUALS

NORTH-FLORIDA-	328	462	582	570	455	419	396	569	491	1495	301	546	6614
SOUTHEAST-FLO	410	375	390	391	462	293	357	378	352	484	401	394	4687
SOUTH-FLORIDA-	307	332	376	452	276	445	279	295	254	531	266	282	4095
FLORIDA	1045	1169	1348	1413	1193	1157	1032	1242	1097	2510	968	1222	15396

4
5

1991 MONTHLY FORECAST

NORTH-FLORIDA-	412	582	430	537	500	510	430	575	760	830	380	454	6400
SOUTHEAST-FLO	470	425	597	992	475	310	370	390	355	490	400	326	5600
SOUTH-FLORIDA-	332	357	524	660	310	425	335	255	280	385	290	147	4300
FLORIDA	1214	1364	1551	2189	1285	1245	1135	1220	1395	1705	1070	927	16300

10

1992 MONTHLY FORECAST

NORTH-FLORIDA-													
SOUTHEAST-FLO													
SOUTH-FLORIDA-													
FLORIDA													

15
16
17
18
19

1993 ANNUAL FORECAST

NORTH-FLORIDA-													
SOUTHEAST-FLO													
SOUTH-FLORIDA-													
FLORIDA													

20
21
22
23
24

1994 ANNUAL FORECAST

NORTH-FLORIDA-													
SOUTHEAST-FLO													
SOUTH-FLORIDA-													
FLORIDA													

25
26
27
28
29

1995 ANNUAL FORECAST

NORTH-FLORIDA-													
SOUTHEAST-FLO													
SOUTH-FLORIDA-													
FLORIDA													

1996 ANNUAL FORECAST

NORTH-FLORIDA-													
SOUTHEAST-FLO													
SOUTH-FLORIDA-													
FLORIDA													

***** TCHO ***** TOTAL PUBLIC ACCESS LINE OUTD MOVT *****

1990 MONTHLY ACTUALS

NORTH-FLORIDA-	293	360	483	475	351	329	353	336	944	787	293	347	5351
SOUTHEAST-FLO	418	367	366	339	357	260	349	326	241	327	287	330	3907
SOUTH-FLORIDA-	238	315	293	342	335	347	306	184	291	320	225	189	3385
FLORIDA	949	982	1142	1156	1043	936	1008	846	1476	1434	805	866	12643

NOTE: ACTUALS FOR 1991 UPDATED THROUGH APR

FO1A17Z 01019

FO1B03Z 00410

FORM 06/191F 1992 COMMITMENT
FORM: COIN

COIN ORGANIZATION REPORT
ADMINISTRATIVE FORECAST OF STATION ACTIVITY

DATE: 09/02/92
PAGE 2

JAN FEB MAR APR MAY JUN JUL AUG SEP OCT NOV DEC YEAR

***** TCMG ***** TOTAL PUBLIC ACCESS LINE OUTGOING *****

1991 MONTHLY FORECAST

NORTH-FLORIDA-	353	556	366	474	480	485	470	450	870	630	420	446	6000
SOUTHEAST-FLOR	305	364	464	890	400	300	390	365	280	365	320	349	4800
SOUTH-FLORIDA-	233	236	423	606	300	350	325	175	275	300	250	127	3600
FLORIDA	891	1156	1253	1978	1180	1135	1185	990	1425	1295	990	922	14400

1992 MONTHLY FORECAST

NORTH-FLORIDA-													
SOUTHEAST-FLOR													
SOUTH-FLORIDA-													
FLORIDA													

1993 ANNUAL FORECAST

NORTH-FLORIDA-													
SOUTHEAST-FLOR													
SOUTH-FLORIDA-													
FLORIDA													

1994 ANNUAL FORECAST

NORTH-FLORIDA-													
SOUTHEAST-FLOR													
SOUTH-FLORIDA-													
FLORIDA													

1995 ANNUAL FORECAST

NORTH-FLORIDA-													
SOUTHEAST-FLOR													
SOUTH-FLORIDA-													
FLORIDA													

1996 ANNUAL FORECAST

NORTH-FLORIDA-													
SOUTHEAST-FLOR													
SOUTH-FLORIDA-													
FLORIDA													

***** TCMG ***** TOTAL PUBLIC ACCESS GAIN *****

1990 MONTHLY ACTUALS

NORTH-FLORIDA-	35	102	99	95	104	90	43	233	-453	708	8	199	1263
SOUTHEAST-FLOR	-8	68	24	52	105	33	8	52	111	157	114	64	780
SOUTH-FLORIDA-	69	17	83	110	-59	98	-27	111	-37	211	41	93	710
FLORIDA	96	187	206	257	150	221	24	396	-379	1076	163	356	2753

1991 MONTHLY FORECAST

NORTH-FLORIDA-	59	26	64	63	20	25	-40	125	-110	200	-40	8	400
SOUTHEAST-FLOR	165	61	133	94	75	10	-20	25	75	125	80	-23	800
SOUTH-FLORIDA-	99	121	101	54	10	75	10	80	5	85	40	20	700
FLORIDA	323	208	298	211	105	110	-50	230	-30	410	80	5	1900

1992 MONTHLY FORECAST

NORTH-FLORIDA-													
SOUTHEAST-FLOR													
SOUTH-FLORIDA-													
FLORIDA													

3
4
5
6
7
8
9
10
11
12
13
14
15
16
17
18
19
20
21
22
23
24
25

30

36

41

46

FD1A17Z 01020
13 SEP 92

FORM: COIN
NEW: 010191F 1992 COMMITMENT

ADMINISTRATIVE FORECAST OF STATION ACTIVITY
COIN ORGANIZATION REPORT

DATE: 09/02/92
PAGE 3

1
2

JAN FEB MAR APR MAY JUN JUL AUG SEP OCT NOV DEC YEAR

***** TCMG ***** TOTAL PUBLIC ACCESS GAIN *****

3
4

1993 ANNUAL FORECAST
NORTH-FLORIDA-
SOUTHEAST-FLO
SOUTH-FLORIDA-
FLORIDA

5
6
7
8
9
10
11
12
13
14
15

1994 ANNUAL FORECAST
NORTH-FLORIDA-
SOUTHEAST-FLO
SOUTH-FLORIDA-
FLORIDA

1995 ANNUAL FORECAST
NORTH-FLORIDA-
SOUTHEAST-FLO
SOUTH-FLORIDA-
FLORIDA

1996 ANNUAL FORECAST
NORTH-FLORIDA-
SOUTHEAST-FLO
SOUTH-FLORIDA-
FLORIDA

20
25

***** TCHS ***** TOTAL PUBLIC ACCESS LINES INSV *****

1990 MONTHLY ACTUALS	JAN	FEB	MAR	APR	MAY	JUN	JUL	AUG	SEP	OCT	NOV	DEC	YEAR
NORTH-FLORIDA-	28173	28272	28376	28471	28576	28634	28692	28933	28494	29217	29215	29414	29414
SOUTHEAST-FLO	24775	24845	24870	24922	25029	25067	25076	25131	25250	25409	25519	25586	25586
SOUTH-FLORIDA-	20231	20248	20331	20441	20382	20478	20451	20571	20536	20747	20789	20882	20882
FLORIDA	73179	73365	73577	73834	73987	74179	74219	74635	74280	75373	75523	75882	75882

26

1991 MONTHLY FORECAST	JAN	FEB	MAR	APR	MAY	JUN	JUL	AUG	SEP	OCT	NOV	DEC	YEAR
NORTH-FLORIDA-	29473	29497	29561	29624	29644	29669	29629	29754	29644	29844	29804	29812	29812
SOUTHEAST-FLO	25754	25819	26001	26099	26174	26184	26164	26189	26264	26389	26469	26446	26446
SOUTH-FLORIDA-	20980	21101	21202	21256	21266	21341	21351	21431	21436	21521	21561	21581	21581
FLORIDA	76207	76417	76764	76979	77084	77194	77144	77374	77344	77754	77834	77839	77839

31

1992 MONTHLY FORECAST
NORTH-FLORIDA-
SOUTHEAST-FLO
SOUTH-FLORIDA-
FLORIDA

36
37
38
39
40

1993 ANNUAL FORECAST
NORTH-FLORIDA-
SOUTHEAST-FLO
SOUTH-FLORIDA-
FLORIDA

41
42

1994 ANNUAL FORECAST
NORTH-FLORIDA-
SOUTHEAST-FLO
SOUTH-FLORIDA-
FLORIDA

43
44
45
46
47
48
49
50

LB

VIEW: 060191F 1992 COMMITMENT
FORM: COIN

COIN ORGANIZATION REPORT
ADMINISTRATIVE FORECAST OF STATION ACTIVITY

DATE: 09/02/92
PAGE 4

JAN FEB MAR APR MAY JUN JUL AUG SEP OCT NOV DEC YEAR

***** TCMS ***** TOTAL PUBLIC ACCESS LINES INSV *****

1995 ANNUAL FORECAST-----
NORTH-FLORIDA-
SOUTHEAST-FLO
SOUTH-FLORIDA-
FLORIDA

1996 ANNUAL FORECAST-----
NORTH-FLORIDA-
SOUTHEAST-FLO
SOUTH-FLORIDA-
FLORIDA

***** ACMS ***** AVG TOTAL PUBLIC ACCESS LINES INSV *****

1990 MONTHLY ACTUALS-----

NORTH-FLORIDA-	28155	28222	28324	28423	28523	28605	28663	28812	28713	28855	29216	29314	28652
SOUTHEAST-FLO	24779	24810	24857	24896	24975	25048	25071	25103	25190	25329	25464	25552	25089
SOUTH-FLORIDA-	20196	20239	20289	20386	20411	20430	20464	20511	20553	20641	20768	20835	20476
FLORIDA	73130	73272	73471	73705	73910	74083	74199	74427	74457	74826	75448	75702	74219

1991 MONTHLY FORECAST-----

NORTH-FLORIDA-	29443	29485	29529	29592	29634	29656	29649	29691	29699	29744	29824	29808	29646
SOUTHEAST-FLO	25670	25786	25910	26050	26136	26179	26174	26176	26226	26326	26429	26457	26126
SOUTH-FLORIDA-	20931	21040	21151	21229	21261	21303	21346	21391	21433	21478	21541	21571	21306
FLORIDA	76044	76312	76590	76871	77031	77139	77169	77259	77359	77549	77794	77836	77079

1992 MONTHLY FORECAST-----
NORTH-FLORIDA-
SOUTHEAST-FLO
SOUTH-FLORIDA-
FLORIDA

1993 ANNUAL FORECAST---
NORTH-FLORIDA-
SOUTHEAST-FLO
SOUTH-FLORIDA-
FLORIDA

1994 ANNUAL FORECAST-----
NORTH-FLORIDA-
SOUTHEAST-FLO
SOUTH-FLORIDA-
FLORIDA

1995 ANNUAL FORECAST-----
NORTH-FLORIDA-
SOUTHEAST-FLO
SOUTH-FLORIDA-
FLORIDA

1996 ANNUAL FORECAST-----
NORTH-FLORIDA-
SOUTHEAST-FLO
SOUTH-FLORIDA-
FLORIDA

1
2
3
4
5
6
7
8
9
10
11
12
13
14
15
16
17
18
19
20
21
22
23
24
25
26
27
28
29
30
31
32
33
34
35
36
37
38
39

ADMINISTRATIVE FORECAST

100191C

F01A17Z 01023

F01B03Z 00414

NETWORK/DIST. ORGANIZATION REPORT
ADMINISTRATIVE FORECAST OF STATION ACTIVITY

09/02/92

100191C Oct Prel 92 CV

1. TOTAL ACCESS LINE INWARD MOVT	REPORTED
2. TOTAL ACCESS LINE OUTWARD MOVT	REPORTED
3. TOTAL ACCESS LINE GAIN (INCLUDES ENFIA)	REPORTED
4. TOTAL ACCESS LINES INSV (INCLUDES ENFIA)	REPORTED
5. AVG TOTAL ACCESS LINES INSV (INCLUDES ENFIA)	REPORTED

NOTE: ACTUALS FOR 1991 UPDATED THROUGH SEP

F01A17Z 01024

F01B03Z 00415

NETWORK/DIST. ORGANIZATION REPORT
ADMINISTRATIVE FORECAST OF STATION ACTIVITY

JAN FEB MAR APR MAY JUN JUL AUG SEP OCT NOV DEC YEAR

***** MSET ***** TOTAL ACCESS LINE INWARD MONTH *****

1990 MONTHLY ACTUALS

NORTH-FLORIDA-	50581	43595	50231	46299	48324	50192	46912	65098	45842	48348	45747	40386	581555
SOUTHEAST-FLO	48406	38765	41937	38065	38932	40511	43302	45213	36727	46959	47699	40891	508287
SOUTH-FLORIDA-	35425	32432	36567	33088	35015	33313	34389	37627	32300	35750	34138	29875	409919
FLORIDA	134492	114792	128735	118252	122271	124016	124603	147938	114869	131057	127584	111152	1499761

1991 MONTHLY FORECAST

NORTH-FLORIDA-	48615	43427	46768	46726	52064	47056	52514	63114	46239	47985	45955	43512	583975
SOUTHEAST-FLO	46153	37785	39534	41001	41094	36194	46198	46135	40295	44965	47105	40346	506805
SOUTH-FLORIDA-	35421	32553	34709	35490	36878	33051	37552	39937	33205	37980	35585	32259	424620
FLORIDA	130189	113765	121011	123217	130036	116301	136264	149186	119739	130930	128645	116117	1515400

1992 MONTHLY FORECAST

NORTH-FLORIDA-	53165	46455	49355	48980	52735	51385	53985	65315	50010	51455	49675	46335	618850
SOUTHEAST-FLO	47835	39345	41675	43455	43290	38080	47390	47555	44340	48045	49855	40510	531375
SOUTH-FLORIDA-	37465	34445	35975	37680	38165	34070	38685	40080	35230	40035	37650	33295	442775
FLORIDA	138465	120245	127005	130115	134190	123535	140060	152950	129580	139535	137180	120140	1593000

1993 ANNUAL FORECAST

NORTH-FLORIDA-													641000
SOUTHEAST-FLO													559800
SOUTH-FLORIDA-													457700
FLORIDA													1658500

1994 ANNUAL FORECAST

NORTH-FLORIDA-													668525
SOUTHEAST-FLO													583850
SOUTH-FLORIDA-													471925
FLORIDA													1724300

1995 ANNUAL FORECAST

NORTH-FLORIDA-													
SOUTHEAST-FLO													
SOUTH-FLORIDA-													
FLORIDA													

1996 ANNUAL FORECAST

NORTH-FLORIDA-													
SOUTHEAST-FLO													
SOUTH-FLORIDA-													
FLORIDA													

***** MSEO ***** TOTAL ACCESS LINE OUTWARD MONTH *****

1990 MONTHLY ACTUALS

NORTH-FLORIDA-	40214	36603	40410	43112	43344	43179	45880	51817	39130	44150	40784	38395	507018
SOUTHEAST-FLO	34829	31489	38847	43522	38634	38297	39870	41312	32123	36359	37780	33064	446126
SOUTH-FLORIDA-	30938	28741	31757	30978	32142	30723	33143	34269	27582	34765	31228	27342	373608
FLORIDA	105981	96833	111014	117612	114120	112199	118893	127398	98835	115274	109792	98801	1326752

NOTE: ACTUALS FOR 1991 UPDATED THROUGH SEP

JAN FEB MAR AFR MAY JUN JUL AUG SEP OCT NOV DEC YEAR

***** MSEC ***** TOTAL ACCESS LINE EQUIPMENT MOV'T *****

1991 MONTHLY FORECAST-----

NORTH-FLORIDA-	40075	38574	39484	45922	47112	43150	51434	51630	42081	44780	41915	42193	528350
SOUTHEAST-FLO	33950	32525	39140	47097	40896	36112	44413	43136	39231	36455	36610	32435	461900
SOUTH-FLORIDA-	30619	30561	31516	34896	34889	30308	36043	35059	32241	36875	33575	29568	396150
FLORIDA	104544	101660	110140	127915	122897	109570	131890	129825	113553	118110	112100	104196	1386400

1992 MONTHLY FORECAST-----

NORTH-FLORIDA-	41990	40770	42895	47185	48770	46535	51415	53545	44515	46860	44300	42920	551700
SOUTHEAST-FLO	35515	34075	40875	48910	42715	37740	46040	44800	40895	38165	38520	33850	482100
SOUTH-FLORIDA-	31825	31625	32750	36075	36150	31525	37150	36225	33325	37850	34400	30300	409200
FLORIDA	109330	106470	116520	132170	127635	115800	134605	134570	118735	122875	117220	107070	1443000

1993 ANNUAL FORECAST-----

NORTH-FLORIDA-													575100
SOUTHEAST-FLO													504200
SOUTH-FLORIDA-													421200
FLORIDA													1500500

1994 ANNUAL FORECAST-----

NORTH-FLORIDA-													596250
SOUTHEAST-FLO													527000
SOUTH-FLORIDA-													432050
FLORIDA													1555300

1995 ANNUAL FORECAST-----

NORTH-FLORIDA-													
SOUTHEAST-FLO													
SOUTH-FLORIDA-													
FLORIDA													

1996 ANNUAL FORECAST-----

NORTH-FLORIDA-													
SOUTHEAST-FLO													
SOUTH-FLORIDA-													
FLORIDA													

***** THEM ***** TOTAL ACCESS LINE GAIN (INCLUDES ENEIA) *****

1990 MONTHLY ACTUALS-----

NORTH-FLORIDA-	10295	6990	8824	3304	5859	7014	998	13282	6699	4198	4963	1869	74295
SOUTHEAST-FLO	13646	7274	3092	-4764	297	2222	3374	3850	4615	10608	9922	7812	61948
SOUTH-FLORIDA-	4482	3657	4850	2110	2874	2592	1243	3282	4720	988	2902	2541	36241
FLORIDA	28423	17921	16766	650	9030	11828	5615	20414	16034	15794	17787	12222	172484

1991 MONTHLY FORECAST-----

NORTH-FLORIDA-	8520	4856	7283	781	4978	3903	1015	11517	4179	3205	4040	1348	55625
SOUTHEAST-FLO	12300	5265	399	-5895	215	96	1787	2996	1070	8510	10495	7667	44905
SOUTH-FLORIDA-	4802	1990	3188	591	2312	2872	1508	4879	965	1105	2010	2248	28470
FLORIDA	25622	12111	10870	-4523	7505	6871	4310	19392	6214	12820	16545	11263	129000

1992 MONTHLY FORECAST-----

NORTH-FLORIDA-	11175	5685	6460	1795	3965	4850	2570	11770	5495	4595	5375	3415	67150
SOUTHEAST-FLO	12320	5270	800	-5455	575	340	1350	2755	3445	9880	11335	6660	49275
SOUTH-FLORIDA-	5640	2820	3225	1605	2015	2545	1535	3855	1905	2185	3250	2995	33575
FLORIDA	29135	13775	10485	-2055	6555	7735	5455	18380	10845	16660	19960	13070	150000

FOIA17Z 01026

JAN FEB MAR APR MAY JUN JUL AUG SEP OCT NOV DEC YEAR

***** TMEG ***** TOTAL ACCESS LINE GAIN (INCLUDES ENE10) *****

1993 ANNUAL FORECAST-----

NORTH-FLORIDA-	65900
SOUTHEAST-FLOR	55600
SOUTH-FLORIDA-	36500
FLORIDA	158000

1994 ANNUAL FORECAST-----

NORTH-FLORIDA-	72275
SOUTHEAST-FLOR	56850
SOUTH-FLORIDA-	39875
FLORIDA	169000

1995 ANNUAL FORECAST-----

NORTH-FLORIDA-	
SOUTHEAST-FLOR	
SOUTH-FLORIDA-	
FLORIDA	

1996 ANNUAL FORECAST-----

NORTH-FLORIDA-	
SOUTHEAST-FLOR	
SOUTH-FLORIDA-	
FLORIDA	

***** TMS ***** TOTAL ACCESS LINES INSV (INCLUDES ENE10) *****

1990 MONTHLY ACTUALS-----

NORTH-FLORIDA-	1659186	1665996	1675250	1679209	1684324	1690358	1693794	1706263	1709490	1708757	1717995	1719840	1719840
SOUTHEAST-FLOR	1630291	1637320	1640520	1635687	1636509	1638203	1641605	1645308	1649950	1659796	1667600	1675519	1675519
SOUTH-FLORIDA-	1163904	1166873	1171632	1173677	1179156	1178935	1180194	1183284	1187970	1188030	1190833	1193307	1193307
FLORIDA	4453381	4470189	4487402	4488573	4499989	4507496	4515593	4534855	4547410	4556583	4576428	4588666	4588666

1991 MONTHLY FORECAST-----

NORTH-FLORIDA-	1728262	1735701	1743611	1744448	1752672	1756587	1757971	1769462	1773837	1777042	1781082	1782430	1782430
SOUTHEAST-FLOR	1687817	1693267	1693551	1687714	1690326	1690360	1692222	1695195	1696283	1704793	1715288	1722955	1722955
SOUTH-FLORIDA-	1197968	1200359	1204611	1205215	1209339	1212265	1213634	1218438	1219322	1220427	1222437	1224685	1224685
FLORIDA	4614047	4629327	4641773	4637377	4652337	4659212	4663827	4683095	4689442	4702262	4718807	4730070	4730070

1992 MONTHLY FORECAST-----

NORTH-FLORIDA-	1793605	1799290	1805750	1807545	1811510	1816360	1818930	1830700	1836195	1840790	1846165	1849580	1849580
SOUTHEAST-FLOR	1735275	1740545	1741345	1735890	1736465	1736805	1738155	1740910	1744355	1754235	1765570	1772230	1772230
SOUTH-FLORIDA-	1230325	1233145	1236370	1237975	1239990	1242535	1244070	1247925	1249830	1252015	1255265	1258260	1258260
FLORIDA	4759205	4772980	4783465	4781410	4787965	4795700	4801155	4819535	4830380	4847040	4867000	4880070	4880070

1993 ANNUAL FORECAST-----

NORTH-FLORIDA-	1915480
SOUTHEAST-FLOR	1827830
SOUTH-FLORIDA-	1294760
FLORIDA	5038070

1994 ANNUAL FORECAST-----

NORTH-FLORIDA-	1987755
SOUTHEAST-FLOR	1884680
SOUTH-FLORIDA-	1334635
FLORIDA	5207070

FOIA17Z 01027

JAN FEB MAR APR MAY JUN JUL AUG SEP OCT NOV DEC YEAR

***** THES ***** TOTAL ACCESS LINES INSV (INCLUDES ENFID) *****

1995 ANNUAL FORECAST-----

NORTH-FLORIDA-
SOUTHEAST-FLOR
SOUTH-FLORIDA-
FLORIDA

1996 ANNUAL FORECAST-----

NORTH-FLORIDA-
SOUTHEAST-FLOR
SOUTH-FLORIDA-
FLORIDA

***** AMES ***** AVG TOTAL ACCESS LINES INSV (INCLUDES ENFID) *****

1990 MONTHLY ACTUALS-----

NORTH-FLORIDA-	1654066	1662591	1670623	1677229	1681766	1687341	1692076	1700028	1707876	1709123	1713376	1718917	1689584
SOUTHEAST-FLOR	1623415	1633805	1638920	1638103	1636098	1637356	1639904	1643456	1647629	1654873	1663698	1671559	1644068
SOUTH-FLORIDA-	1161649	1165388	1169252	1172654	1176416	1179045	1179564	1181739	1185627	1188000	1189431	1192070	1178402
FLORIDA	4439131	4461785	4478795	4487987	4494281	4503742	4511544	4525224	4541132	4551996	4566505	4582547	4512055

1991 MONTHLY FORECAST-----

NORTH-FLORIDA-	1724051	1731981	1739656	1744029	1748560	1754629	1757279	1763716	1771649	1775439	1779062	1781756	1755983
SOUTHEAST-FLOR	1681668	1690542	1693409	1690632	1689020	1690343	1691291	1693708	1695739	1700538	1710040	1719121	1695504
SOUTH-FLORIDA-	1195637	1199163	1202485	1204913	1207277	1210802	1212949	1216036	1218880	1219874	1221432	1223561	1211084
FLORIDA	4601356	4621687	4635550	4639575	4644857	4655774	4661519	4673461	4686268	4695852	4710534	4724438	4662572

1992 MONTHLY FORECAST-----

NORTH-FLORIDA-	1788017	1796447	1802520	1806647	1809527	1813935	1817645	1824815	1833447	1838492	1843477	1847872	1818570
SOUTHEAST-FLOR	1729115	1737910	1740945	1738617	1736177	1736635	1737480	1739532	1742632	1749295	1759902	1768900	1743095
SOUTH-FLORIDA-	1227505	1231735	1234757	1237172	1238982	1241262	1243302	1245997	1248877	1250922	1253640	1256762	1242576
FLORIDA	4744637	4766092	4778222	4782437	4784687	4791832	4798427	4810345	4824957	4838710	4857020	4873535	4804241

1993 ANNUAL FORECAST-----

NORTH-FLORIDA-													1882530
SOUTHEAST-FLOR													1800030
SOUTH-FLORIDA-													1276510
FLORIDA													4959070

1994 ANNUAL FORECAST-----

NORTH-FLORIDA-													1951617
SOUTHEAST-FLOR													1856255
SOUTH-FLORIDA-													1314697
FLORIDA													5122570

1995 ANNUAL FORECAST-----

NORTH-FLORIDA-													
SOUTHEAST-FLOR													
SOUTH-FLORIDA-													
FLORIDA													

1996 ANNUAL FORECAST-----

NORTH-FLORIDA-													
SOUTHEAST-FLOR													
SOUTH-FLORIDA-													
FLORIDA													

EST

RESIDENCE ORGANIZATION REPORT
ADMINISTRATIVE FORECAST OF STATION ACTIVITY

09/02/92

100191C Oct Prel 92 CV

1. RESIDENCE ACCESS LINE INWARD MOVT	REPORTED
2. RESIDENCE ACCESS LINE OUTWARD MOVT	REPORTED
3. RESIDENCE ACCESS LINE GAIN	REPORTED
4. RESIDENCE ACCESS LINES IN-SVC	REPORTED
5. AVG RESIDENCE ACCESS LINES IN-SVC	REPORTED

NOTE: ACTUALS FOR 1991 UPDATED THROUGH SEP

F01A17Z 01029

F01B03Z 00420

RESIDENCE ORGANIZATION REPORT
 ADMINISTRATIVE FORECAST OF STATION ACTIVITY

JAN FEB MAR APR MAY JUN JUL AUG SEP OCT NOV DEC YEAR

***** MSRI ***** RESIDENCE ACCESS LINE INWARD MOV'T *****

1990 MONTHLY ACTUALS

NORTH-FLORIDA-	38645	32601	37189	34674	36338	39047	36609	52753	33484	35535	35275	30115	442265
SOUTHEAST-FLOR	35383	27282	29701	27355	27610	29385	29241	33484	25431	33411	35793	30255	364331
SOUTH-FLORIDA-	25585	22675	25030	22947	24363	24147	24476	27294	23440	25399	25354	22227	292937
FLORIDA	99613	82558	91920	84976	88311	92579	90326	113531	82355	94345	96422	82597	1099533

1991 MONTHLY FORECAST

NORTH-FLORIDA-	37129	32965	36001	35775	40470	37152	41179	51698	35140	36420	35900	32671	452500
SOUTHEAST-FLOR	34176	26891	28066	28900	29456	25351	33033	33961	28871	33750	36100	30145	368700
SOUTH-FLORIDA-	25364	23018	24070	24820	25558	23116	27336	29111	24298	27400	26200	23509	303800
FLORIDA	96669	82874	88137	89495	95484	85619	101548	114770	88309	97570	98200	86325	1125000

1992 MONTHLY FORECAST

NORTH-FLORIDA-	38665	35300	37790	37605	41000	40445	42250	53360	38810	39310	38515	34850	477900
SOUTHEAST-FLOR	35500	28050	29600	30600	31050	26900	34300	35450	30975	35700	38050	31925	388100
SOUTH-FLORIDA-	26450	24075	25025	26075	26600	24225	28425	29900	25625	28275	27100	24225	316000
FLORIDA	100615	87425	92415	94280	98650	91570	104975	118710	95410	103285	103665	91000	1182000

1993 ANNUAL FORECAST

NORTH-FLORIDA-													498650
SOUTHEAST-FLOR													407200
SOUTH-FLORIDA-													324150
FLORIDA													1230000

1994 ANNUAL FORECAST

NORTH-FLORIDA-													517350
SOUTHEAST-FLOR													427400
SOUTH-FLORIDA-													333250
FLORIDA													1278000

1995 ANNUAL FORECAST

NORTH-FLORIDA-													
SOUTHEAST-FLOR													
SOUTH-FLORIDA-													
FLORIDA													

1996 ANNUAL FORECAST

NORTH-FLORIDA-													
SOUTHEAST-FLOR													
SOUTH-FLORIDA-													
FLORIDA													

***** MSRD ***** RESIDENCE ACCESS LINE OUTWARD MOV'T *****

1990 MONTHLY ACTUALS

NORTH-FLORIDA-	30733	27305	30418	33755	34272	34304	36947	42333	28788	33229	31229	29497	392810
SOUTHEAST-FLOR	24490	22213	29017	32708	27786	28126	29439	30944	22650	25603	25706	22999	321681
SOUTH-FLORIDA-	21915	19834	22146	22566	22687	22453	24447	26099	20353	24719	22292	20082	269593
FLORIDA	77138	69352	81581	89029	84745	84883	90833	99376	71791	83551	79227	72578	984084

NOTE: ACTUALS FOR 1991 UPDATED THROUGH SEP

RESIDENCE ORGANIZATION REPORT
 ADMINISTRATIVE FORECAST OF STATION ACTIVITY

JAN FEB MAR APR MAY JUN JUL AUG SEP OCT NOV DEC YEAR

***** NSRO ***** RESIDENCE ACCESS LINE DOWNGR HOVI *****

1991 MONTHLY FORECAST-----

NORTH-FLORIDA-	29476	29256	30162	36495	37681	34537	40724	41338	32884	34300	32200	32947	412000
SOUTHEAST-FLOR	23626	22619	28521	35786	30291	26226	32107	31564	27227	26000	26100	23433	333500
SOUTH-FLORIDA-	21164	21087	21877	24846	24930	21793	27058	26448	23609	26200	23900	21588	284500
FLORIDA	74266	72962	80560	97127	92902	82556	99889	99350	83720	86500	82200	77968	1030000

1992 MONTHLY FORECAST-----

NORTH-FLORIDA-	30975	31300	33125	37375	38975	36900	40675	43375	34750	36125	34050	33275	430900
SOUTHEAST-FLOR	24900	23700	29700	37100	31500	27400	33300	32700	28400	27300	27400	24300	347700
SOUTH-FLORIDA-	22000	21900	22700	25700	25800	22700	27900	27300	24400	26900	24400	21700	293400
FLORIDA	77875	76900	85525	100175	96275	87000	101875	103375	87550	90325	85850	79275	1072000

1993 ANNUAL FORECAST-----

NORTH-FLORIDA-													450900
SOUTHEAST-FLOR													365700
SOUTH-FLORIDA-													301400
FLORIDA													1118000

1994 ANNUAL FORECAST-----

NORTH-FLORIDA-													468600
SOUTHEAST-FLOR													385400
SOUTH-FLORIDA-													310000
FLORIDA													1164000

1995 ANNUAL FORECAST-----

NORTH-FLORIDA-													
SOUTHEAST-FLOR													
SOUTH-FLORIDA-													
FLORIDA													

1996 ANNUAL FORECAST-----

NORTH-FLORIDA-													
SOUTHEAST-FLOR													
SOUTH-FLORIDA-													
FLORIDA													

***** THER ***** RESIDENCE ACCESS LINE GAIN *****

1990 MONTHLY ACTUALS-----

NORTH-FLORIDA-	7719	5157	6557	781	1973	4633	-485	10271	4615	2172	3966	568	47927
SOUTHEAST-FLOR	10700	5016	524	-5477	-235	1162	-357	2496	2776	7787	10028	7113	41533
SOUTH-FLORIDA-	3638	2817	2801	297	1503	1634	-11	1145	3054	669	3050	2139	22736
FLORIDA	22057	12990	9882	-4399	3241	7429	-853	13912	10445	10628	17044	9820	112196

1991 MONTHLY FORECAST-----

NORTH-FLORIDA-	7485	3643	5669	-831	2724	2526	284	10205	2200	2120	3700	775	40500
SOUTHEAST-FLOR	10513	4269	-518	-6985	-904	-960	773	2337	1596	7750	10000	7329	35200
SOUTH-FLORIDA-	4177	1926	2139	-71	498	1257	221	2635	-663	1200	2300	2355	19300
FLORIDA	22175	9838	7290	-7887	2318	2823	1278	15177	4459	11070	16000	10459	95000

1992 MONTHLY FORECAST-----

NORTH-FLORIDA-	7690	4000	4665	230	2025	3545	1575	9985	4060	3185	4465	1575	47000
SOUTHEAST-FLOR	10600	4350	-100	-6500	-450	-500	1000	2750	2575	8400	10650	7625	40400
SOUTH-FLORIDA-	4450	2175	2325	375	800	1525	525	2600	1225	1375	2700	2525	22600
FLORIDA	22740	10525	6890	-5895	2375	4570	3100	15335	7960	12960	17815	11725	110000

FO1A17Z 01031

RESIDENCE ORGANIZATION REPORT
ADMINISTRATIVE FORECAST OF STATION ACTIVITY

	JAN	FEB	MAR	APR	MAY	JUN	JUL	AUG	SEP	OCT	NOV	DEC	YEAR
***** THRS ***** RESIDENCE ACCESS LINE GAIN *****													

1993 ANNUAL FORECAST													
NORTH-FLORIDA-													47750
SOUTHEAST-FLOR													41500
SOUTH-FLORIDA-													22750
FLORIDA													112000

1994 ANNUAL FORECAST													
NORTH-FLORIDA-													48750
SOUTHEAST-FLOR													42000
SOUTH-FLORIDA-													23250
FLORIDA													114000

1995 ANNUAL FORECAST													
NORTH-FLORIDA-													
SOUTHEAST-FLOR													
SOUTH-FLORIDA-													
FLORIDA													

1996 ANNUAL FORECAST													
NORTH-FLORIDA-													
SOUTHEAST-FLOR													
SOUTH-FLORIDA-													
FLORIDA													

***** THRS ***** RESIDENCE ACCESS LINES IN-SVC *****													

1990 MONTHLY ACTUALS													
NORTH-FLORIDA-	1202448	1207508	1214074	1214852	1216828	1220866	1223271	1232742	1234124	1231700	1240280	1240837	1240837
SOUTHEAST-FLOR	1188966	1193943	1194483	1189004	1188782	1189944	1189586	1192090	1194875	1202591	1211730	1218836	1218836
SOUTH-FLORIDA-	787724	790480	793272	793554	795059	796689	796678	797826	800882	801532	804131	806273	806273
FLORIDA	3179138	3191931	3201829	3197410	3200669	3207499	3209535	3222658	3229881	3235823	3256141	3265946	3265946

1991 MONTHLY FORECAST													
NORTH-FLORIDA-	1248327	1253337	1259019	1258187	1260904	1263443	1263744	1273937	1276132	1278252	1281952	1282727	1282727
SOUTHEAST-FLOR	1229345	1233813	1233261	1226279	1225375	1224419	1225192	1227519	1229112	1236862	1246862	1254191	1254191
SOUTH-FLORIDA-	810446	812578	815498	815425	815911	817168	817379	820003	820663	821863	824163	826518	826518
FLORIDA	3288118	3299728	3307778	3299891	3302190	3305030	3306315	3321459	3325907	3336977	3352977	3363436	3363436

1992 MONTHLY FORECAST													
NORTH-FLORIDA-	1290417	1294417	1299082	1299312	1301337	1304882	1306457	1316442	1320502	1323687	1328152	1329727	1329727
SOUTHEAST-FLOR	1264791	1269141	1269041	1262541	1262091	1261591	1262591	1265341	1267916	1276316	1286966	1294591	1294591
SOUTH-FLORIDA-	830968	833143	835468	835843	836643	838168	838693	841293	842518	843893	846593	849118	849118
FLORIDA	3386176	3396701	3403591	3397696	3400071	3404641	3407741	3423076	3430936	3443896	3461711	3473436	3473436

1993 ANNUAL FORECAST													
NORTH-FLORIDA-													1377477
SOUTHEAST-FLOR													1336091
SOUTH-FLORIDA-													871868
FLORIDA													3585436

1994 ANNUAL FORECAST													
NORTH-FLORIDA-													1426227
SOUTHEAST-FLOR													1378091
SOUTH-FLORIDA-													895118
FLORIDA													3699436

RESIDENCE ORGANIZATION REPORT
 ADMINISTRATIVE FORECAST OF STATION ACTIVITY

JAN FEB MAR APR MAY JUN JUL AUG SEP OCT NOV DEC YEAR

***** TRMS ***** RESIDENCE ACCESS LINES IN-SVC *****

1995 ANNUAL FORECAST
 NORTH-FLORIDA-
 SOUTHEAST-FLO
 SOUTH-FLORIDA-
 FLORIDA

1996 ANNUAL FORECAST
 NORTH-FLORIDA-
 SOUTHEAST-FLO
 SOUTH-FLORIDA-
 FLORIDA

***** THRA ***** AVG RESIDENCE ACCESS LINES IN-SVC *****

1990 MONTHLY ACTUALS

	JAN	FEB	MAR	APR	MAY	JUN	JUL	AUG	SEP	OCT	NOV	DEC	YEAR
NORTH-FLORIDA-	1198585	1204978	1210791	1214463	1215840	1218847	1222068	1228006	1233433	1232912	1235990	1240558	1221372
SOUTHEAST-FLO	1183616	1191454	1194213	1191743	1188893	1189363	1189765	1190838	1193482	1198733	1207160	1215283	1194545
SOUTH-FLORIDA-	785904	789102	791876	793413	794306	795874	796683	797252	799354	801207	802831	805202	796083
FLORIDA	3168106	3185534	3196880	3199619	3199039	3204084	3208517	3216096	3226269	3232852	3245982	3261043	3212001

1991 MONTHLY FORECAST

	JAN	FEB	MAR	APR	MAY	JUN	JUL	AUG	SEP	OCT	NOV	DEC	YEAR
NORTH-FLORIDA-	1244582	1250832	1256178	1258603	1259545	1262173	1263593	1268840	1275034	1277192	1280102	1282339	1264917
SOUTHEAST-FLO	1224090	1231579	1233537	1229770	1225827	1224897	1224805	1226355	1228315	1232987	1241862	1250526	1231212
SOUTH-FLORIDA-	808359	811512	814038	815461	815668	816539	817273	818691	820333	821263	823013	825340	817290
FLORIDA	3277032	3293923	3303753	3303834	3301040	3303610	3305672	3313887	3323683	3331442	3344977	3358206	3313421

1992 MONTHLY FORECAST

	JAN	FEB	MAR	APR	MAY	JUN	JUL	AUG	SEP	OCT	NOV	DEC	YEAR
NORTH-FLORIDA-	1286572	1292417	1296749	1299197	1300324	1303109	1305669	1311449	1318472	1322094	1325919	1328939	1307575
SOUTHEAST-FLO	1259491	1266966	1269091	1265791	1262316	1261841	1262091	1263966	1266628	1272116	1281641	1290778	1268559
SOUTH-FLORIDA-	828743	832055	834305	835655	836243	837405	838430	839993	841905	843205	845243	847855	838419
FLORIDA	3374806	3391438	3400146	3400643	3398883	3402356	3406191	3415408	3427006	3437416	3452803	3467573	3414555

1993 ANNUAL FORECAST

	YEAR
NORTH-FLORIDA-	1353602
SOUTHEAST-FLO	1315341
SOUTH-FLORIDA-	860493
FLORIDA	3529436

1994 ANNUAL FORECAST

	YEAR
NORTH-FLORIDA-	1401852
SOUTHEAST-FLO	1357091
SOUTH-FLORIDA-	883493
FLORIDA	3642436

1995 ANNUAL FORECAST
 NORTH-FLORIDA-
 SOUTHEAST-FLO
 SOUTH-FLORIDA-
 FLORIDA

1996 ANNUAL FORECAST
 NORTH-FLORIDA-
 SOUTHEAST-FLO
 SOUTH-FLORIDA-
 FLORIDA

BUSINESS ORGANIZATION REPORT
 ADMINISTRATIVE FORECAST OF STATION ACTIVITY

09/02/92

100191C Oct Prel 92 CV

1. BUSINESS(L-C) ACCESS LINE INWARD MOVT	REPORTED
2. BUSINESS(L-C) ACCESS LINE OUTWARD MOVT	REPORTED
3. BUS (L-C) ACCESS LINE GAIN (INCLUDES ENFIA)	REPORTED
4. BUS (L-C) ACCESS LINES INSV (INCLUDES ENFIA)	REPORTED
5. AVG BUSINESS (L-C) ACCESS LINES INSV (INCL ENFIA)	REPORTED
6. BUS MAIN ACCESS LINE(L/C) INWARD	REPORTED
7. BUS MAIN ACCESS LINE(L/C) OUTWARD	REPORTED
8. BUS MAIN ACCESS LINE(L/C) GAIN	REPORTED
9. BUS MAIN ACCESS LINES(L/C) IN-SVC	REPORTED
10. EQUIV MAIN(LESS CPE MAIN) INWD MOVT	REPORTED
11. EQUIV MAIN(LESS CPE MAIN) OUTWD MOVT	REPORTED
12. EQUIV MAIN GAIN (INCL ENFIA, EXCL CPE MAIN)	REPORTED
13. EQUIV MAIN INSV (INCL ENFIA, EXCL CPE MAIN)	REPORTED

NOTE: ACTUALS FOR 1991 UPDATED THROUGH SEP

F01A17Z 01034

F01B03Z 00425

BUSINESS ORGANIZATION REPORT
ADMINISTRATIVE FORECAST OF STATION ACTIVITY

JAN FEB MAR APR MAY JUN JUL AUG SEP OCT NOV DEC YEAR

***** MSBI ***** BUSINESS(L-C) ACCESS LINE INWARD MOV *****

1990 MONTHLY ACTUALS

	JAN	FEB	MAR	APR	MAY	JUN	JUL	AUG	SEP	OCT	NOV	DEC	YEAR
NORTH-FLORIDA-	11608	10532	12460	11055	11531	10726	9907	11776	11867	11318	10171	9725	132676
SOUTHEAST-FLO	12693	11108	11846	11119	10860	10833	13704	11351	10944	13064	11505	10242	139269
SOUTH-FLORIDA-	9533	9425	11161	9689	10376	8721	9634	10038	8606	9820	8518	7366	112887
FLORIDA	33834	31065	35467	31863	32767	30280	33245	33165	31417	34202	30194	27333	384832

1991 MONTHLY FORECAST

NORTH-FLORIDA-	11074	9880	10337	10414	11117	9380	10682	10889	10729	10790	9595	9963	124850
SOUTHEAST-FLO	11507	10469	10871	11109	11006	10056	12390	11652	11057	10865	10740	9958	131680
SOUTH-FLORIDA-	9725	9178	10115	10010	10927	9621	9830	10438	8467	10110	9035	8414	115870
FLORIDA	32306	29527	31323	31533	33050	29057	32902	32979	30253	31765	29370	28335	372400

1992 MONTHLY FORECAST

NORTH-FLORIDA-	14095	10580	11190	10965	11370	10470	11185	11445	10725	11385	10795	11145	135350
SOUTHEAST-FLO	11875	10875	11450	11875	11675	10550	12525	11600	13000	12000	11550	8500	137475
SOUTH-FLORIDA-	10725	10050	10525	11100	11175	9375	9875	9800	9175	11375	10225	8775	122175
FLORIDA	36695	31505	33165	33940	34220	30395	33585	32845	32900	34760	32570	28420	395000

1993 ANNUAL FORECAST

NORTH-FLORIDA-													136750
SOUTHEAST-FLO													147100
SOUTH-FLORIDA-													128650
FLORIDA													412500

1994 ANNUAL FORECAST

NORTH-FLORIDA-													145250
SOUTHEAST-FLO													151850
SOUTH-FLORIDA-													134700
FLORIDA													431800

1995 ANNUAL FORECAST

NORTH-FLORIDA-													
SOUTHEAST-FLO													
SOUTH-FLORIDA-													
FLORIDA													

1996 ANNUAL FORECAST

NORTH-FLORIDA-													
SOUTHEAST-FLO													
SOUTH-FLORIDA-													
FLORIDA													

***** MSBO ***** BUSINESS(L-C) ACCESS LINE OUTWARD MOV *****

1990 MONTHLY ACTUALS

NORTH-FLORIDA-	9188	8938	9509	8882	8721	8546	8580	9148	9398	10134	9262	8551	108857
SOUTHEAST-FLO	9921	8969	9464	10475	10491	9911	10082	10042	9232	10429	11787	9735	120538
SOUTH-FLORIDA-	8785	8592	9318	8070	9120	7923	8390	7986	6938	9726	8711	7071	100630
FLORIDA	27894	26499	28291	27427	28332	26380	27052	27176	25568	30289	29760	25357	330025

NOTE: ACTUALS FOR 1991 UPDATED THROUGH SEP

BUSINESS ORGANIZATION REPORT
 ADMINISTRATIVE FORECAST OF STATION ACTIVITY

JAN FEB MAR APR MAY JUN JUL AUG SEP OCT NOV DEC YEAR

*** MSBO ***** BUSINESS (L-C) ACCESS LINE OUTWARD MOVI *****

991 MONTHLY FORECAST

NORTH-FLORIDA-	10246	8762	8956	8953	8883	8011	9977	9670	8639	9985	9350	8868	110300
SOUTHEAST-FLOR	9919	9542	10155	10413	10092	9359	11577	11179	11621	10100	10200	8643	122800
SOUTH-FLORIDA-	9222	9238	9216	9444	9616	8038	8577	8245	8012	10250	9350	7692	106900
FLORIDA	29387	27542	28327	28810	28591	25408	30131	29094	28272	30335	28900	25203	340000

992 MONTHLY FORECAST

NORTH-FLORIDA-	10575	8850	9350	9375	9400	9050	10125	9625	9200	10175	9850	9225	114800
SOUTHEAST-FLOR	10300	10000	10700	10900	10700	9800	12000	11700	12100	10500	10800	9200	128700
SOUTH-FLORIDA-	9500	9400	9600	9800	9900	8300	8800	8500	8400	10500	9600	8200	110500
FLORIDA	30375	28250	29650	30075	30000	27150	30925	29825	29700	31175	30250	26625	354000

993 ANNUAL FORECAST

NORTH-FLORIDA-													118200
SOUTHEAST-FLOR													133100
SOUTH-FLORIDA-													114200
FLORIDA													365500

994 ANNUAL FORECAST

NORTH-FLORIDA-													122450
SOUTHEAST-FLOR													137500
SOUTH-FLORIDA-													118550
FLORIDA													378500

995 ANNUAL FORECAST

NORTH-FLORIDA-													
SOUTHEAST-FLOR													
SOUTH-FLORIDA-													
FLORIDA													

996 ANNUAL FORECAST

NORTH-FLORIDA-													
SOUTHEAST-FLOR													
SOUTH-FLORIDA-													
FLORIDA													

*** THEB ***** BUS (L-C) ACCESS LINE GAIN (INCLUDES ENETIA) *****

990 MONTHLY ACTUALS

NORTH-FLORIDA-	2541	1731	2168	2428	3782	2291	1440	2778	2537	1318	989	1102	25105
SOUTHEAST-FLOR	2954	2190	2544	661	427	1027	3723	1302	1728	2664	-220	635	19635
SOUTH-FLORIDA-	775	823	1966	1703	1430	860	1281	2026	1703	108	-189	309	12795
FLORIDA	6270	4744	6678	4792	5639	4178	6444	6106	5968	4090	580	2046	57535

991 MONTHLY FORECAST

NORTH-FLORIDA-	976	1187	1550	1549	2325	1455	811	1407	2167	805	245	73	14550
SOUTHEAST-FLOR	1622	935	784	996	1000	796	968	530	-510	765	540	454	8880
SOUTH-FLORIDA-	526	-57	948	608	1764	1778	1309	2222	482	-140	-315	-155	8970
FLORIDA	3124	2065	3282	3153	5089	4029	3088	4159	2139	1430	470	372	32400

992 MONTHLY FORECAST

NORTH-FLORIDA-	3520	1730	1840	1590	1970	1420	1060	1820	1525	1210	945	1920	20550
SOUTHEAST-FLOR	1575	875	750	975	975	750	525	-100	900	1500	750	-700	8775
SOUTH-FLORIDA-	1225	650	925	1300	1275	1075	1075	1300	775	875	625	575	11675
FLORIDA	6320	3255	3515	3865	4220	3245	2660	3020	3200	3585	2320	1795	41000

BUSINESS ORGANIZATION REPORT
 ADMINISTRATIVE FORECAST OF STATION ACTIVITY

JAN FEB MAR APR MAY JUN JUL AUG SEP OCT NOV DEC YEAR

***** THRS ***** BUS (L-C) ACCESS LINES INSV (INCLUDES ENEIA) *****

1995 ANNUAL FORECAST-----

NORTH-FLORIDA-
 SOUTHEAST-FLO
 SOUTH-FLORIDA-
 FLORIDA

1996 ANNUAL FORECAST-----

NORTH-FLORIDA-
 SOUTHEAST-FLO
 SOUTH-FLORIDA-
 FLORIDA

***** THBA ***** AVG BUSINESS (L-C) ACCESS LINES INSV (INCL ENEIA) *****

1990 MONTHLY ACTUALS-----

NORTH-FLORIDA-	427326	429390	431508	434343	437403	439889	441344	443209	445730	447356	448170	449044	439559
SOUTHEAST-FLO	415019	417541	419849	421464	422229	422945	425067	427515	428956	430810	431073	430724	424432
SOUTH-FLORIDA-	355548	356047	357087	358855	361698	362741	362416	363976	365719	366151	365832	366032	361841
FLORIDA	1197894	1202978	1208444	1214662	1221331	1225575	1228828	1234700	1240405	1244318	1245075	1245801	1225834

1991 MONTHLY FORECAST-----

NORTH-FLORIDA-	450025	451664	453949	455834	459426	462942	464250	465510	467363	468941	469466	469625	461582
SOUTHEAST-FLO	431907	433176	433962	434812	437033	439096	439982	440761	440762	440887	441540	442037	437996
SOUTH-FLORIDA-	366347	366611	367295	368222	370327	373036	374542	376212	377491	377619	377391	377156	372687
FLORIDA	1248280	1251452	1255206	1258869	1266786	1275074	1278774	1282483	1285616	1287448	1288398	1288819	1272267

1992 MONTHLY FORECAST-----

NORTH-FLORIDA-	471422	474047	475832	477547	479327	481022	482262	483702	485374	486742	487819	489252	481195
SOUTHEAST-FLO	443051	444276	445089	445951	446926	447789	448426	448639	449039	450239	451364	451389	447681
SOUTH-FLORIDA-	377691	378629	379416	380529	381816	382991	384066	385254	386291	387116	387866	388466	383344
FLORIDA	1292165	1296952	1300337	1304027	1308070	1311802	1314755	1317595	1320705	1324097	1327050	1329107	1312221

1993 ANNUAL FORECAST-----

NORTH-FLORIDA-													499487
SOUTHEAST-FLO													458039
SOUTH-FLORIDA-													395979
FLORIDA													1353505

1994 ANNUAL FORECAST-----

NORTH-FLORIDA-													520162
SOUTHEAST-FLO													472214
SOUTH-FLORIDA-													411279
FLORIDA													1403655

1995 ANNUAL FORECAST-----

NORTH-FLORIDA-
 SOUTHEAST-FLO
 SOUTH-FLORIDA-
 FLORIDA

1996 ANNUAL FORECAST-----

NORTH-FLORIDA-
 SOUTHEAST-FLO
 SOUTH-FLORIDA-
 FLORIDA

BUSINESS ORGANIZATION REPORT
 ADMINISTRATIVE FORECAST OF STATION ACTIVITY

JAN FEB MAR APR MAY JUN JUL AUG SEP OCT NOV DEC YEAR

***** TRCI ***** BUS MAIN ACCESS LINE(L/C) INWARD *****

1990 MONTHLY ACTUALS

	JAN	FEB	MAR	APR	MAY	JUN	JUL	AUG	SEP	OCT	NOV	DEC	YEAR
NORTH-FLORIDA-	9025	7708	9094	8117	8566	8229	7208	9011	8026	8362	8132	7220	98698
SOUTHEAST-FLOR	9902	8500	9366	8297	8324	8072	8488	8518	7830	9218	9102	7491	103108
SOUTH-FLORIDA-	7619	7588	8030	7087	7974	6904	6973	7414	6494	7690	6520	5510	85803
FLORIDA	26546	23796	26490	23501	24864	23205	22669	24943	22350	25270	23754	20221	287609

1991 MONTHLY FORECAST

	JAN	FEB	MAR	APR	MAY	JUN	JUL	AUG	SEP	OCT	NOV	DEC	YEAR
NORTH-FLORIDA-	8717	7903	8593	8127	8419	7531	7838	8225	7644	8320	8000	8183	97500
SOUTHEAST-FLOR	9046	7789	8595	8913	8311	7433	8851	8638	8027	8650	8775	7665	100693
SOUTH-FLORIDA-	7595	6783	7453	7880	7576	7020	7390	7847	6399	8725	7900	7339	89907
FLORIDA	25358	22475	24641	24920	24306	21984	24079	24710	22070	23565	23650	21542	283300

1992 MONTHLY FORECAST

	JAN	FEB	MAR	APR	MAY	JUN	JUL	AUG	SEP	OCT	NOV	DEC	YEAR
NORTH-FLORIDA-	9140	8185	8965	8510	8790	8105	8630	8590	8345	8745	8490	6855	101350
SOUTHEAST-FLOR	9325	8025	9000	9250	8700	7850	9225	8975	8300	8975	9100	6950	103675
SOUTH-FLORIDA-	7500	6625	7300	7675	7350	6825	8025	8500	6950	9300	8475	7550	92075
FLORIDA	29010	23705	25740	26405	24315	22435	23990	23825	23975	25755	26040	21905	297100

1993 ANNUAL FORECAST

	YEAR
NORTH-FLORIDA-	106100
SOUTHEAST-FLOR	107100
SOUTH-FLORIDA-	97300
FLORIDA	310500

1994 ANNUAL FORECAST

	YEAR
NORTH-FLORIDA-	111150
SOUTHEAST-FLOR	111900
SOUTH-FLORIDA-	101950
FLORIDA	325000

1995 ANNUAL FORECAST

	YEAR
NORTH-FLORIDA-	
SOUTHEAST-FLOR	
SOUTH-FLORIDA-	
FLORIDA	

1996 ANNUAL FORECAST

	YEAR
NORTH-FLORIDA-	
SOUTHEAST-FLOR	
SOUTH-FLORIDA-	
FLORIDA	

***** TRCO ***** BUS MAIN ACCESS LINE(L/C) OUTWARD *****

1990 MONTHLY ACTUALS

	JAN	FEB	MAR	APR	MAY	JUN	JUL	AUG	SEP	OCT	NOV	DEC	YEAR
NORTH-FLORIDA-	7413	6065	6960	7203	7280	7313	6663	7217	6629	7494	7559	6842	84638
SOUTHEAST-FLOR	7407	6674	7575	7708	7258	7418	7417	7638	6522	7678	8271	7161	88727
SOUTH-FLORIDA-	6377	6128	6880	6268	6975	6351	6538	6282	5435	7265	6779	5696	76974
FLORIDA	21197	18867	21415	21179	21513	21082	20618	21137	18586	22437	22609	19699	250339

NOTE: ACTUALS FOR 1991 UPDATED THROUGH SEP

BUSINESS ORGANIZATION REPORT
 ADMINISTRATIVE FORECAST OF STATION ACTIVITY

JAN FEB MAR APR MAY JUN JUL AUG SEP OCT NOV DEC YEAR

***** TRCD ***** BUS MAIN ACCESS LINE(L/C) OUTWARD *****

1991 MONTHLY FORECAST

NORTH-FLORIDA-	8041	6809	7043	7592	7043	6497	7940	7281	6886	7465	7500	6903	87000
SOUTHEAST-FLOR	7587	7302	8124	8189	7533	7018	8299	7665	7711	7800	8500	7272	93000
SOUTH-FLORIDA-	7224	6875	7106	7197	6622	5957	6368	6214	5920	8200	7900	6971	82554
FLORIDA	22852	20986	22273	22978	21198	19472	22607	21160	20517	22535	21800	19622	258000

1992 MONTHLY FORECAST

NORTH-FLORIDA-	7950	6850	7350	7650	7525	7225	8075	7575	7300	7825	7800	6975	90100
SOUTHEAST-FLOR	7800	7500	8400	8400	7800	7300	8500	7900	7900	8100	8800	7100	95500
SOUTH-FLORIDA-	7000	6600	6900	7000	6400	5700	6900	6800	6400	8700	8400	7600	84400
FLORIDA	23675	21550	23450	24075	22400	21050	23225	21725	21800	23175	22950	20925	270000

1993 ANNUAL FORECAST

NORTH-FLORIDA-													93600
SOUTHEAST-FLOR													98000
SOUTH-FLORIDA-													88900
FLORIDA													280500

1994 ANNUAL FORECAST

NORTH-FLORIDA-													97700
SOUTHEAST-FLOR													101800
SOUTH-FLORIDA-													93000
FLORIDA													292500

1995 ANNUAL FORECAST

NORTH-FLORIDA-													
SOUTHEAST-FLOR													
SOUTH-FLORIDA-													
FLORIDA													

1996 ANNUAL FORECAST

NORTH-FLORIDA-													
SOUTHEAST-FLOR													
SOUTH-FLORIDA-													
FLORIDA													

***** TRCG ***** BUS MAIN ACCESS LINE(L/C) GAIN *****

1990 MONTHLY ACTUALS

NORTH-FLORIDA-	1805	1782	1446	1057	2251	1021	691	1943	1474	1007	650	394	15521
SOUTHEAST-FLOR	2655	1886	1949	612	1126	751	1172	876	1328	1569	889	473	15286
SOUTH-FLORIDA-	1272	1482	1233	903	1173	614	473	1091	1096	440	-246	-180	9351
FLORIDA	5732	5150	4628	2572	4550	2386	2336	3910	3898	3016	1293	687	40158

1991 MONTHLY FORECAST

NORTH-FLORIDA-	843	1159	1724	646	1439	1120	3	1131	829	855	500	251	10500
SOUTHEAST-FLOR	1495	492	533	825	847	498	703	1029	365	850	275	-232	7680
SOUTH-FLORIDA-	394	-86	400	728	1083	1129	1078	1662	-506	525	0	-48	7371
FLORIDA	2732	1565	2657	2199	3369	2747	1784	3822	1700	1030	1850	-155	25300

1992 MONTHLY FORECAST

NORTH-FLORIDA-	1190	1335	1615	860	1265	980	555	1015	1045	920	690	-120	11250
SOUTHEAST-FLOR	1525	525	600	850	900	550	725	1075	400	875	300	-150	8175
SOUTH-FLORIDA-	500	25	400	675	950	1125	1125	1700	550	600	75	-50	7675
FLORIDA	5335	2155	2290	2330	1915	1385	765	2100	2175	2580	3090	980	27100

FOIA17Z 01040

BUSINESS ORGANIZATION REPORT
 ADMINISTRATIVE FORECAST OF STATION ACTIVITY

JAN FEB MAR APR MAY JUN JUL AUG SEP OCT NOV DEC YEAR

**** TRCG ***** BUS MAIN ACCESS LINE(L/C) GAIN *****

1993 ANNUAL FORECAST-----

NORTH-FLORIDA-													12500
SOUTHEAST-FLOR													9100
SOUTH-FLORIDA-													8400
FLORIDA													30000

1994 ANNUAL FORECAST-----

NORTH-FLORIDA-													13450
SOUTHEAST-FLOR													10100
SOUTH-FLORIDA-													8950
FLORIDA													32500

1995 ANNUAL FORECAST-----

NORTH-FLORIDA-													
SOUTHEAST-FLOR													
SOUTH-FLORIDA-													
FLORIDA													

1996 ANNUAL FORECAST-----

NORTH-FLORIDA-													
SOUTHEAST-FLOR													
SOUTH-FLORIDA-													
FLORIDA													

**** ABCS ***** BUS MAIN ACCESS LINES(L/C) IN-SVC *****

1990 MONTHLY ACTUALS-----

NORTH-FLORIDA-	306441	307954	309393	311382	312759	313753	314461	316187	317772	318733	319468	319855	319855
SOUTHEAST-FLOR	288700	290508	292528	293117	294245	295015	296236	297163	298492	300142	300878	301377	301377
SOUTH-FLORIDA-	244488	245778	247034	247938	249156	249775	250262	251437	252543	253029	252963	252822	252822
FLORIDA	839629	844240	848955	852437	856160	858543	860959	864787	868807	871904	873309	874054	874054

1991 MONTHLY FORECAST-----

NORTH-FLORIDA-	320720	322164	323913	324556	326017	327147	327175	328289	329116	329971	330471	330722	330722
SOUTHEAST-FLOR	302868	303398	303830	304716	305585	306080	306849	307891	308260	309110	309385	309153	309153
SOUTH-FLORIDA-	253201	253259	253586	254380	255466	256611	257701	259396	259884	260409	260409	260361	260361
FLORIDA	876789	878821	881329	883652	887068	889838	891725	895576	897260	898290	900140	899985	899985

1992 MONTHLY FORECAST-----

NORTH-FLORIDA-	331912	333247	334862	335722	336987	337867	338422	339437	340482	341402	342092	341972	341972
SOUTHEAST-FLOR	310678	311203	311803	312653	313553	314103	314828	315903	316303	317178	317478	317328	317328
SOUTH-FLORIDA-	260861	260886	261286	261961	262911	264036	265161	266861	267411	268011	268086	268036	268036
FLORIDA	905320	907475	909765	912095	914010	915395	916160	918260	920435	923015	926105	927085	927085

1993 ANNUAL FORECAST-----

NORTH-FLORIDA-													354472
SOUTHEAST-FLOR													326428
SOUTH-FLORIDA-													276436
FLORIDA													957085

1994 ANNUAL FORECAST-----

NORTH-FLORIDA-													367922
SOUTHEAST-FLOR													336528
SOUTH-FLORIDA-													285386
FLORIDA													989585

F01A17Z 01042

F01B03Z 00433

JAN FEB MAR APR MAY JUN JUL AUG SEP OCT NOV DEC YEAR

 ***** BUS MAIN ACCESS LINES(L/C) IN-SVC *****

1995 ANNUAL FORECAST
 NORTH-FLORIDA-
 SOUTHEAST-FLO
 SOUTH-FLORIDA-
 FLORIDA

1996 ANNUAL FORECAST
 NORTH-FLORIDA-
 SOUTHEAST-FLO
 SOUTH-FLORIDA-
 FLORIDA

***** ELCI *****
 ***** EQUIV MAIN(LESS CPE MAIN) INWD MOVT *****

1990 MONTHLY ACTUALS
 NORTH-FLORIDA- 2583 2824 3366 2938 2965 2497 2699 2765 3841 2956 2039 2505 33978
 SOUTHEAST-FLO 2791 2608 2480 2822 2536 2761 5216 2833 3114 3846 2403 2751 36161
 SOUTH-FLORIDA- 1914 1837 3131 2602 2402 1817 2661 2624 2112 2130 1998 1856 27084
 FLORIDA 7288 7269 8977 8362 7903 7075 10576 8222 9067 8932 6440 7112 97223

1991 MONTHLY FORECAST
 NORTH-FLORIDA- 2357 1977 1744 2287 2698 1849 2844 2664 3085 2470 1595 1780 27350
 SOUTHEAST-FLO 2461 2680 2276 2196 2695 2623 3539 3014 3030 2215 1965 2293 30987
 SOUTH-FLORIDA- 2130 2395 2662 2130 3351 2601 2440 2591 2068 1385 1135 1075 25963
 FLORIDA 6948 7052 6682 6613 8744 7073 8823 8269 8183 8200 5720 6793 89100

1992 MONTHLY FORECAST
 NORTH-FLORIDA- 4955 2395 2225 2455 2580 2365 2555 2855 2380 2640 2305 4290 34000
 SOUTHEAST-FLO 2550 2850 2450 2625 2975 2700 3300 2625 4700 3025 2450 1550 33800
 SOUTH-FLORIDA- 3225 3425 3225 3425 3825 2550 1850 1300 2225 2075 1750 1225 30100
 FLORIDA 7685 7800 7425 7535 9905 7960 9595 9020 8925 9005 6530 6515 97900

1993 ANNUAL FORECAST
 NORTH-FLORIDA- 30650
 SOUTHEAST-FLO 40000
 SOUTH-FLORIDA- 31350
 FLORIDA 102000

1994 ANNUAL FORECAST
 NORTH-FLORIDA- 34100
 SOUTHEAST-FLO 39950
 SOUTH-FLORIDA- 32750
 FLORIDA 106800

1995 ANNUAL FORECAST
 NORTH-FLORIDA-
 SOUTHEAST-FLO
 SOUTH-FLORIDA-
 FLORIDA

1996 ANNUAL FORECAST
 NORTH-FLORIDA-
 SOUTHEAST-FLO
 SOUTH-FLORIDA-
 FLORIDA

BUSINESS ORGANIZATION REPORT
 ADMINISTRATIVE FORECAST OF STATION ACTIVITY

JAN FEB MAR APR MAY JUN JUL AUG SEP OCT NOV DEC YEAR

990 MONTHLY ACTUALS

	JAN	FEB	MAR	APR	MAY	JUN	JUL	AUG	SEP	OCT	NOV	DEC	YEAR
NORTH-FLORIDA-	1775	2973	2549	1679	1441	1233	1917	1931	2769	2640	1703	1709	24219
SOUTHEAST-FLOR	2514	2295	1889	2767	3233	2493	2665	2404	2710	2751	3516	2574	31811
SOUTH-FLORIDA-	2408	2464	2438	1802	2145	1572	1852	1704	1503	2461	1932	1375	23656
FLORIDA	6697	7632	6876	6248	6819	5298	6434	6039	6982	7852	7151	5658	79686

991 MONTHLY FORECAST

	JAN	FEB	MAR	APR	MAY	JUN	JUL	AUG	SEP	OCT	NOV	DEC	YEAR
NORTH-FLORIDA-	2205	1953	1913	1361	1840	1514	2037	2389	1753	2520	1850	1965	23300
SOUTHEAST-FLOR	2332	2240	2031	2224	2559	2341	3278	3514	3910	2300	1700	1371	29800
SOUTH-FLORIDA-	1998	2363	2110	2247	2994	2081	2209	2031	2092	2050	1450	721	24346
FLORIDA	6535	6556	6054	5832	7393	5936	7524	7934	7755	7800	7100	5581	82000

992 MONTHLY FORECAST

	JAN	FEB	MAR	APR	MAY	JUN	JUL	AUG	SEP	OCT	NOV	DEC	YEAR
NORTH-FLORIDA-	2625	2000	2000	1725	1875	1825	2050	2050	1900	2350	2050	2250	24700
SOUTHEAST-FLOR	2500	2500	2300	2500	2900	2500	3500	3800	4200	2400	2000	2100	33200
SOUTH-FLORIDA-	2500	2800	2700	2800	3500	2600	1900	1700	2000	1800	1200	600	26100
FLORIDA	6700	6700	6200	6000	7600	6100	7700	8100	7900	8000	7300	5700	84000

993 ANNUAL FORECAST

	YEAR
NORTH-FLORIDA-	24600
SOUTHEAST-FLOR	35100
SOUTH-FLORIDA-	25300
FLORIDA	85000

994 ANNUAL FORECAST

	YEAR
NORTH-FLORIDA-	24750
SOUTHEAST-FLOR	35700
SOUTH-FLORIDA-	25550
FLORIDA	86000

995 ANNUAL FORECAST

	YEAR
NORTH-FLORIDA-	
SOUTHEAST-FLOR	
SOUTH-FLORIDA-	
FLORIDA	

996 ANNUAL FORECAST

	YEAR
NORTH-FLORIDA-	
SOUTHEAST-FLOR	
SOUTH-FLORIDA-	
FLORIDA	

***** ELCG *****

990 MONTHLY ACTUALS

	JAN	FEB	MAR	APR	MAY	JUN	JUL	AUG	SEP	OCT	NOV	DEC	YEAR
NORTH-FLORIDA-	736	-51	722	1371	1531	1270	749	835	1063	311	339	708	9584
SOUTHEAST-FLOR	299	304	595	49	-699	276	2551	426	400	1095	-1109	162	4349
SOUTH-FLORIDA-	-497	-659	733	800	257	246	808	935	607	-332	57	489	3444
FLORIDA	538	-406	2050	2220	1089	1792	4108	2196	2070	1074	-713	1359	17377

NOTE: ACTUALS FOR 1991 UPDATED THROUGH SEP

BUSINESS ORGANIZATION REPORT
 ADMINISTRATIVE FORECAST OF STATION ACTIVITY

JAN FEB MAR APR MAY JUN JUL AUG SEP OCT NOV DEC YEAR

***** ELCG ***** EQUIV MAIN GAIN (INCL ENERGA, EXCL CPE MAIN) *****

1991 MONTHLY FORECAST

NORTH-FLORIDA-	133	28	-174	903	886	335	908	276	1338	-50	-255	-178	4050
SOUTHEAST-FLOR	127	443	251	171	153	298	265	-497	-875	-85	265	686	1200
SOUTH-FLORIDA-	132	29	548	-120	681	649	231	560	-24	-665	-315	-107	1599
FLORIDA	392	500	625	954	1720	1282	1304	337	439	400	-1380	527	7100

1992 MONTHLY FORECAST

NORTH-FLORIDA-	2330	395	225	730	705	540	505	805	480	290	255	2040	9300
SOUTHEAST-FLOR	50	350	150	125	75	200	-200	-1175	500	625	450	-550	600
SOUTH-FLORIDA-	725	625	525	625	325	-50	-50	-400	225	275	550	625	4000
FLORIDA	985	1100	1225	1535	2305	1860	1895	920	1025	1005	-770	815	13900

1993 ANNUAL FORECAST

NORTH-FLORIDA-													6050
SOUTHEAST-FLOR													4900
SOUTH-FLORIDA-													6050
FLORIDA													17000

1994 ANNUAL FORECAST

NORTH-FLORIDA-													9350
SOUTHEAST-FLOR													4250
SOUTH-FLORIDA-													7200
FLORIDA													20800

1995 ANNUAL FORECAST

NORTH-FLORIDA-													
SOUTHEAST-FLOR													
SOUTH-FLORIDA-													
FLORIDA													

1996 ANNUAL FORECAST

NORTH-FLORIDA-													
SOUTHEAST-FLOR													
SOUTH-FLORIDA-													
FLORIDA													

***** ELCS ***** EQUIV MAIN INSV (INCL ENERGA, EXCL CPE MAIN) *****

1990 MONTHLY ACTUALS

NORTH-FLORIDA-	122124	122262	123407	124504	126161	127105	127370	128401	129100	129107	129032	129734	129234
SOUTHEAST-FLOR	127850	128024	128639	128644	128453	128177	130707	130924	131333	131654	129473	129720	129720
SOUTH-FLORIDA-	111461	110367	110995	111744	114559	111993	112803	113450	114009	112722	112950	113330	113330
FLORIDA	361435	360653	363041	364892	369173	367275	370880	372775	374442	373483	371455	372784	372784

1991 MONTHLY FORECAST

NORTH-FLORIDA-	129742	130703	131118	132081	136198	136522	137657	137899	139423	139373	139118	138940	138940
SOUTHEAST-FLOR	129850	130237	130459	130620	133146	133381	133654	133128	132245	132160	132425	133111	133111
SOUTH-FLORIDA-	113341	113421	114325	114154	116654	117341	117431	117897	117805	117140	116825	116718	116718
FLORIDA	372933	374361	375902	376855	385998	387244	388742	388924	389473	389873	388493	389020	389020

1992 MONTHLY FORECAST

NORTH-FLORIDA-	141270	141665	141890	142620	143325	143865	144370	145175	145655	145945	146200	148240	148240
SOUTHEAST-FLOR	133161	133511	133661	133786	133861	134061	133861	132686	133186	133811	134261	133711	133711
SOUTH-FLORIDA-	117443	118068	118593	119218	119543	119493	119443	119043	119268	119543	120093	120718	120718
FLORIDA	390005	391105	392330	393865	396170	398030	399925	400845	401870	402875	402105	402920	402920

FOIA17Z 01045

BUSINESS ORGANIZATION REPORT
ADMINISTRATIVE FORECAST OF STATION ACTIVITY

JAN FEB MAR APR MAY JUN JUL AUG SEP OCT NOV DEC YEAR

*** ELCS *****_EQUIV_MAIN_INSV_INCL_EMEIA_EXCL_CPE_MAIN1_*****

1993 ANNUAL FORECAST-----
NORTH-FLORIDA- 154290
SOUTHEAST-FLO 138611
SOUTH-FLORIDA- 126768
FLORIDA 419920

1994 ANNUAL FORECAST-----
NORTH-FLORIDA- 163640
SOUTHEAST-FLO 142861
SOUTH-FLORIDA- 133968
FLORIDA 440720

1995 ANNUAL FORECAST-----
NORTH-FLORIDA-
SOUTHEAST-FLO
SOUTH-FLORIDA-
FLORIDA

1996 ANNUAL FORECAST-----
NORTH-FLORIDA-
SOUTHEAST-FLO
SOUTH-FLORIDA-
FLORIDA

IN

COIN ORGANIZATION REPORT
ADMINISTRATIVE FORECAST OF STATION ACTIVITY

09/02/92

100191C Oct Frel 92 CV

1. TOTAL PUBLIC ACCESS LINE INWD MOVT	REPORTED
2. TOTAL PUBLIC ACCESS LINE OUTD MOVT	REPORTED
3. TOTAL PUBLIC ACCESS GAIN	REPORTED
4. TOTAL PUBLIC ACCESS LINES INSV	REPORTED
5. AVG TOTAL PUBLIC ACCESS LINES INSV	REPORTED

NOTE: ACTUALS FOR 1991 UPDATED THROUGH SEP

F01A17Z 01047

F01B03Z 00438

25

FORM: 1001910 Oct Prel 92 CV
FORM: COIN

COIN ORGANIZATION REPORT
ADMINISTRATIVE FORECAST OF STATION ACTIVITY

DATE: 09/02/92 1
PAGE 1 2

JAN FEB MAR APR MAY JUN JUL AUG SEP OCT NOV DEC YEAR

***** TDMI ***** TOTAL PUBLIC ACCESS LINE INWD HOVT *****

1990 MONTHLY ACTUALS -----

NORTH-FLORIDA-	328	462	582	570	455	419	396	569	491	1495	301	546	6614
SOUTHEAST-FLOR	410	375	390	391	462	293	357	578	352	484	401	394	4687
SOUTH-FLORIDA-	307	332	376	452	276	445	279	295	254	531	266	282	4095
FLORIDA	1045	1169	1348	1413	1193	1157	1032	1242	1097	2510	968	1222	15396

1991 MONTHLY FORECAST-----

NORTH-FLORIDA-	412	582	430	537	477	524	653	527	370	775	460	878	6625
SOUTHEAST-FLOR	470	425	597	992	632	787	775	522	367	350	265	243	6425
SOUTH-FLORIDA-	332	357	524	660	393	314	386	388	440	470	350	336	4950
FLORIDA	1214	1364	1551	2189	1502	1625	1814	1437	1177	1595	1075	1457	18000

1992 MONTHLY FORECAST-----

NORTH-FLORIDA-													
SOUTHEAST-FLOR													
SOUTH-FLORIDA-													
FLORIDA													

1993 ANNUAL FORECAST-----

NORTH-FLORIDA-													
SOUTHEAST-FLOR													
SOUTH-FLORIDA-													
FLORIDA													

1994 ANNUAL FORECAST-----

NORTH-FLORIDA-													
SOUTHEAST-FLOR													
SOUTH-FLORIDA-													
FLORIDA													

1995 ANNUAL FORECAST-----

NORTH-FLORIDA-													
SOUTHEAST-FLOR													
SOUTH-FLORIDA-													
FLORIDA													

1996 ANNUAL FORECAST-----

NORTH-FLORIDA-													
SOUTHEAST-FLOR													
SOUTH-FLORIDA-													
FLORIDA													

***** TCHO ***** TOTAL PUBLIC ACCESS LINE OUTD HOVT *****

1990 MONTHLY ACTUALS -----

NORTH-FLORIDA-	293	360	483	475	351	329	353	336	944	787	293	347	5351
SOUTHEAST-FLOR	418	307	366	339	357	260	349	326	241	327	287	330	3907
SOUTH-FLORIDA-	238	315	293	342	335	347	306	184	291	320	225	189	3385
FLORIDA	949	982	1142	1156	1043	936	1008	846	1476	1434	805	866	12643

NOTE: ACTUALS FOR 1991 UPDATED THROUGH SEP

FOIA17Z 01048

FOI803Z 00439

3

4

5

10

15

16

17

18

19

20

21

22

23

24

25

26

27

28

29

30

35

45

36

36

IEW: 1001910 Oct Pre1 92 CV
ORM: COIN

COIN ORGANIZATION REPORT
ADMINISTRATIVE FORECAST OF STATION ACTIVITY

DATE: 09/02/92
PAGE 2

1
2
3

JAN FEB MAR APR MAY JUN JUL AUG SEP OCT NOV DEC YEAR

***** TCMG ***** TOTAL PUBLIC ACCESS LINE OUTD. HOURL *****

1991 MONTHLY FORECAST

NORTH-FLORIDA-	353	556	366	474	548	602	733	622	558	495	365	378	6050
SOUTHEAST-FLOR	305	364	464	898	513	527	729	393	383	355	310	359	5600
SOUTH-FLORIDA-	233	236	423	606	343	477	408	366	620	425	325	288	4750
FLORIDA	891	1156	1253	1978	1404	1606	1870	1381	1561	1275	1000	1025	16400

4

1992 MONTHLY FORECAST

NORTH-FLORIDA-													
SOUTHEAST-FLOR													
SOUTH-FLORIDA-													
FLORIDA													

10
11
12
13
14

1993 ANNUAL FORECAST

NORTH-FLORIDA-													
SOUTHEAST-FLOR													
SOUTH-FLORIDA-													
FLORIDA													

15
16
17
18
19

1994 ANNUAL FORECAST

NORTH-FLORIDA-													
SOUTHEAST-FLOR													
SOUTH-FLORIDA-													
FLORIDA													

20
21
22
23
24

1995 ANNUAL FORECAST

NORTH-FLORIDA-													
SOUTHEAST-FLOR													
SOUTH-FLORIDA-													
FLORIDA													

25

1996 ANNUAL FORECAST

NORTH-FLORIDA-													
SOUTHEAST-FLOR													
SOUTH-FLORIDA-													
FLORIDA													

30

***** TCMG ***** TOTAL PUBLIC ACCESS GAIN *****

1990 MONTHLY ACTUALS

NORTH-FLORIDA-	35	102	99	95	104	90	43	233	-453	708	8	199	1263
SOUTHEAST-FLOR	-8	68	24	52	105	33	8	52	111	157	114	64	780
SOUTH-FLORIDA-	69	17	83	110	-59	98	-27	111	-37	211	41	93	710
FLORIDA	96	187	206	257	150	221	24	396	-379	1076	163	356	2753

36

1991 MONTHLY FORECAST

NORTH-FLORIDA-	59	26	64	63	-71	-78	-80	-95	-188	280	95	500	575
SOUTHEAST-FLOR	165	61	133	94	119	260	46	129	-16	-5	-45	-116	825
SOUTH-FLORIDA-	99	121	101	54	50	-163	-22	22	-180	45	25	48	200
FLORIDA	323	208	298	211	98	19	-56	56	-384	320	75	432	1600

1992 MONTHLY FORECAST

NORTH-FLORIDA-	-35	-45	-45	-25	-30	-115	-65	-35	-90	200	-35	-80	-400
SOUTHEAST-FLOR	145	45	150	70	50	90	-175	105	-30	-20	-65	-265	100
SOUTH-FLORIDA-	-35	-5	-25	-70	-60	-55	-65	-45	-95	-65	-75	-105	-700
FLORIDA	75	-5	80	-25	-40	-80	-305	25	-215	115	-175	-450	-1000

FOIA17Z 01049

FORM: 1001910 Oct Prel 92 CV
FORM: COIN

COIN ORGANIZATION REPORT
ADMINISTRATIVE FORECAST OF STATION ACTIVITY

DATE: 09/02/92
PAGE 3

1
2

JAN FEB MAR APR MAY JUN JUL AUG SEP OCT NOV DEC YEAR

***** TCMG ***** TOTAL PUBLIC ACCESS GAIN *****

1993 ANNUAL FORECAST-----
NORTH-FLORIDA-
SOUTHEAST-FLO
SOUTH-FLORIDA-
FLORIDA

3
4
5
6
7
8
9

1994 ANNUAL FORECAST-----
NORTH-FLORIDA-
SOUTHEAST-FLO
SOUTH-FLORIDA-
FLORIDA

10
11
12
13
14

1995 ANNUAL FORECAST-----
NORTH-FLORIDA-
SOUTHEAST-FLO
SOUTH-FLORIDA-
FLORIDA

15

1996 ANNUAL FORECAST-----
NORTH-FLORIDA-
SOUTHEAST-FLO
SOUTH-FLORIDA-
FLORIDA

16
17

***** TCMG ***** TOTAL PUBLIC ACCESS LINES INSV *****

1990 MONTHLY ACTUALS-----
NORTH-FLORIDA- 28173 28272 28376 28471 28576 28634 28692 28933 28494 29217 29215 29414 29414
SOUTHEAST-FLO 24775 24845 24870 24922 25029 25067 25076 25131 25250 25409 25519 25586 25586
SOUTH-FLORIDA- 20231 20248 20331 20441 20382 20478 20451 20571 20536 20747 20789 20882 20882
FLORIDA 73179 73365 73577 73834 73987 74179 74219 74635 74280 75373 75523 75882 75882

18
19

1991 MONTHLY FORECAST-----
NORTH-FLORIDA- 29473 29497 29561 29624 29553 29475 29395 29337 29166 29446 29541 30041 30041
SOUTHEAST-FLO 25754 25819 26001 26099 26220 26480 26527 26657 26666 26661 26616 26500 26500
SOUTH-FLORIDA- 20980 21101 21202 21256 21308 21145 21123 21142 20970 21015 21040 21088 21088
FLORIDA 76207 76417 76764 76979 77081 77100 77045 77136 76802 77122 77197 77629 77629

20
21

1992 MONTHLY FORECAST-----
NORTH-FLORIDA-
SOUTHEAST-FLO
SOUTH-FLORIDA-
FLORIDA

22
23
24
25
26

1993 ANNUAL FORECAST-----
NORTH-FLORIDA-
SOUTHEAST-FLO
SOUTH-FLORIDA-
FLORIDA

27
28
29
30
31

1994 ANNUAL FORECAST-----
NORTH-FLORIDA-
SOUTHEAST-FLO
SOUTH-FLORIDA-
FLORIDA

32
33
34
35
36

47
43
44
45
46
48
50

20

IEW: 1001916 Oct Prel 92 CV
SRN: COIN

COIN ORGANIZATION REPORT
ADMINISTRATIVE FORECAST OF STATION ACTIVITY

DATE: 09/02/92
PAGE 4

1
2

JAN FEB MAR APR MAY JUN JUL AUG SEP OCT NOV DEC YEAR

3

***** TCHS ***** TOTAL PUBLIC ACCESS LINES INSV *****

4

1995 ANNUAL FORECAST
NORTH-FLORIDA-
SOUTHEAST-FLO
SOUTH-FLORIDA-
FLORIDA

5

1996 ANNUAL FORECAST
NORTH-FLORIDA-
SOUTHEAST-FLO
SOUTH-FLORIDA-
FLORIDA

6

***** ACMS ***** AVG TOTAL PUBLIC ACCESS LINES INSV *****

15

1990 MONTHLY ACTUALS
NORTH-FLORIDA- 28155 28222 28324 28423 28523 28605 28663 28812 28713 28855 29216 29314 28652
SOUTHEAST-FLO 24779 24810 24857 24896 24975 25048 25071 25103 25190 25329 25464 25552 25089
SOUTH-FLORIDA- 20196 20239 20289 20386 20411 20430 20464 20511 20553 20641 20768 20835 20476
FLORIDA 73130 73272 73471 73705 73910 74083 74199 74427 74457 74826 75448 75702 74219

16

1991 MONTHLY FORECAST
NORTH-FLORIDA- 29443 29485 29529 29592 29588 29514 29435 29366 29251 29306 29493 29791 29482
SOUTHEAST-FLO 25670 25786 25910 26050 26159 26350 26503 26592 26661 26663 26638 26558 26295
SOUTH-FLORIDA- 20931 21040 21151 21229 21282 21226 21134 21132 21056 20992 21027 21064 21105
FLORIDA 76044 76312 76590 76871 77030 77090 77072 77090 76969 76962 77159 77413 76883

21

1992 MONTHLY FORECAST
NORTH-FLORIDA-
SOUTHEAST-FLO
SOUTH-FLORIDA-
FLORIDA

26
27
28
29
30

1993 ANNUAL FORECAST
NORTH-FLORIDA-
SOUTHEAST-FLO
SOUTH-FLORIDA-
FLORIDA

31
32
33
34
35

1994 ANNUAL FORECAST
NORTH-FLORIDA-
SOUTHEAST-FLO
SOUTH-FLORIDA-
FLORIDA

36
37
38
39
40

1995 ANNUAL FORECAST
NORTH-FLORIDA-
SOUTHEAST-FLO
SOUTH-FLORIDA-
FLORIDA

1996 ANNUAL FORECAST
NORTH-FLORIDA-
SOUTHEAST-FLO
SOUTH-FLORIDA-
FLORIDA

FO1A17Z 01051

FO1B03Z 00442

ADMINISTRATIVE FORECAST

050192C

F01A17Z 01052

F01B03Z 00443

2

NETWORK/DIST. ORGANIZATION REPORT
ADMINISTRATIVE FORECAST OF STATION ACTIVITY

09/02/92

050192C 1993 COMMITMENT

1. TOTAL ACCESS LINE INWARD MOVT	REPORTED
2. TOTAL ACCESS LINE OUTWARD MOVT	REPORTED
3. TOTAL ACCESS LINE GAIN (INCLUDES ENFIA)	REPORTED
4. TOTAL ACCESS LINES INSV (INCLUDES ENFIA)	REPORTED
5. AVG TOTAL ACCESS LINES INSV (INCLUDES ENFIA)	REPORTED

NOTE: ACTUALS FOR 1992 UPDATED THROUGH MAR

ITEM: 6501920 1992 COMMITMENT
FORM: DIST

NETWORK/DIST. ORGANIZATION REPORT
ADMINISTRATIVE FORECAST OF STATION ACTIVITY

DATE: 09/02/92
PAGE 1

JAN FEB MAR APR MAY JUN JUL AUG SEP OCT NOV DEC YEAR

***** MSEL ***** TOTAL ACCESS LINE INWARD MOV. *****

991 MONTHLY ACTUALS

Table with 13 columns (JAN-DEC, YEAR) and 4 rows (NORTH-FLORIDA, SOUTHEAST-FLOR, SOUTH-FLORIDA, FLORIDA) showing monthly actuals.

992 MONTHLY FORECAST

Table with 13 columns (JAN-DEC, YEAR) and 4 rows (NORTH-FLORIDA, SOUTHEAST-FLOR, SOUTH-FLORIDA, FLORIDA) showing monthly forecasts.

993 MONTHLY FORECAST

Table with 13 columns (JAN-DEC, YEAR) and 4 rows (NORTH-FLORIDA, SOUTHEAST-FLOR, SOUTH-FLORIDA, FLORIDA) showing monthly forecasts.

994 ANNUAL FORECAST

Table with 13 columns (JAN-DEC, YEAR) and 4 rows (NORTH-FLORIDA, SOUTHEAST-FLOR, SOUTH-FLORIDA, FLORIDA) showing annual forecasts.

995 ANNUAL FORECAST

Table with 13 columns (JAN-DEC, YEAR) and 4 rows (NORTH-FLORIDA, SOUTHEAST-FLOR, SOUTH-FLORIDA, FLORIDA) showing annual forecasts.

996 ANNUAL FORECAST

Table with 13 columns (JAN-DEC, YEAR) and 4 rows (NORTH-FLORIDA, SOUTHEAST-FLOR, SOUTH-FLORIDA, FLORIDA) showing annual forecasts.

997 ANNUAL FORECAST

Table with 13 columns (JAN-DEC, YEAR) and 4 rows (NORTH-FLORIDA, SOUTHEAST-FLOR, SOUTH-FLORIDA, FLORIDA) showing annual forecasts.

***** MSEO ***** TOTAL ACCESS LINE OUTWARD MOV. *****

991 MONTHLY ACTUALS

Table with 13 columns (JAN-DEC, YEAR) and 4 rows (NORTH-FLORIDA, SOUTHEAST-FLOR, SOUTH-FLORIDA, FLORIDA) showing monthly actuals.

NOTE: ACTUALS FOR 1992 UPDATED THROUGH MAR

JAN FEB MAR APR MAY JUN JUL AUG SEP OCT NOV DEC YEAR

***** #SEQ ***** TOTAL ACCESS LINE OUTWAS9 MOVT *****

1992 MONTHLY FORECAST-----

NORTH-FLORIDA-	40515	36675	45128	47000	49280	46700	52215	54180	45160	46190	41805	43452	548300
SOUTHEAST-FLOR	36241	32744	42182	49240	43035	38250	45760	44445	39935	41735	36700	37633	487900
SOUTH-FLORIDA-	31547	28960	33034	34975	35875	32025	36650	36100	33000	34300	31250	32584	400300
FLORIDA	108303	98379	120344	131215	128190	116975	134625	134725	118095	122225	109755	113669	1436500

1993 MONTHLY FORECAST-----

NORTH-FLORIDA-	43020	40140	46385	49985	51640	48985	54250	55930	47155	48560	43855	45795	575700
SOUTHEAST-FLOR	38495	35215	44290	51845	45390	40710	48215	46905	42395	44140	39205	37595	514400
SOUTH-FLORIDA-	32475	30250	34250	36075	36900	33000	37625	37125	34050	35375	32300	33375	412800
FLORIDA	113990	105605	124925	137905	133930	122695	140090	139960	123600	128075	115360	116765	1502900

1994 ANNUAL FORECAST-----

NORTH-FLORIDA-													606200
SOUTHEAST-FLOR													544600
SOUTH-FLORIDA-													429200
FLORIDA													1580000

1995 ANNUAL FORECAST-----

NORTH-FLORIDA-													
SOUTHEAST-FLOR													
SOUTH-FLORIDA-													
FLORIDA													

1996 ANNUAL FORECAST-----

NORTH-FLORIDA-													
SOUTHEAST-FLOR													
SOUTH-FLORIDA-													
FLORIDA													

1997 ANNUAL FORECAST-----

NORTH-FLORIDA-													
SOUTHEAST-FLOR													
SOUTH-FLORIDA-													
FLORIDA													

***** THEG ***** TOTAL ACCESS LINE GAIN (INCLUDES ENEIA) *****

1991 MONTHLY ACTUALS-----

NORTH-FLORIDA-	8520	4856	7283	781	4978	3903	1015	11517	4179	5904	4871	3322	61129
SOUTHEAST-FLOR	12300	5265	399	-5895	215	96	1787	2996	1070	8653	9739	9788	46413
SOUTH-FLORIDA-	4802	1990	3188	591	2312	2872	1508	4879	965	3356	3733	2556	32752
FLORIDA	25622	12111	10870	-4523	7505	6871	4310	19392	6214	17913	18343	15666	140294

1992 MONTHLY FORECAST-----

NORTH-FLORIDA-	13226	9458	4195	2375	5450	6435	4280	12340	5860	6870	6075	3786	80350
SOUTHEAST-FLOR	13064	7066	-751	-4570	125	1220	3285	4415	4435	8795	9750	10116	56950
SOUTH-FLORIDA-	6824	5468	3691	3440	2425	3735	2305	5040	2310	3465	3532	2765	45000
FLORIDA	33114	21992	7135	1245	8000	11390	9870	21795	12605	19130	19357	16667	182300

1993 MONTHLY FORECAST-----

NORTH-FLORIDA-	11720	9210	6405	2850	5450	5790	3705	13095	6795	7430	6995	4605	84050
SOUTHEAST-FLOR	14070	8385	265	-4200	1195	2520	3635	4765	5005	10075	11290	10945	67950
SOUTH-FLORIDA-	5785	5165	3175	3162	3125	3280	3030	5440	2970	4865	4615	3408	48000
FLORIDA	31555	22760	9845	1812	9770	11590	10370	23300	14770	22370	22900	18958	200000

JAN FEB MAR APR MAY JUN JUL AUG SEP OCT NOV DEC YEAR

***** THEG ***** TOTAL ACCESS LINE GAIN (INCLUDES ENFIA) *****

1994 ANNUAL FORECAST-----
 NORTH-FLORIDA- 82875
 SOUTHEAST-FLOR 65275
 SOUTH-FLORIDA- 46850
 FLORIDA 195000

1995 ANNUAL FORECAST-----
 NORTH-FLORIDA-
 SOUTHEAST-FLOR
 SOUTH-FLORIDA-
 FLORIDA

1996 ANNUAL FORECAST-----
 NORTH-FLORIDA-
 SOUTHEAST-FLOR
 SOUTH-FLORIDA-
 FLORIDA

1997 ANNUAL FORECAST-----
 NORTH-FLORIDA-
 SOUTHEAST-FLOR
 SOUTH-FLORIDA-
 FLORIDA

***** THES ***** TOTAL ACCESS LINES INSV (INCLUDES ENFIA) *****

1991 MONTHLY ACTUALS -----
 NORTH-FLORIDA- 1728262 1735701 1743611 1744448 1752672 1756587 1757971 1769462 1773837 1779359 1784237 1787521 1787521
 SOUTHEAST-FLOR 1687817 1693267 1693551 1687714 1690326 1690360 1692222 1695195 1696283 1704725 1714499 1724261 1724261
 SOUTH-FLORIDA- 1197968 1200359 1204611 1205215 1209339 1212265 1213634 1218438 1219322 1222572 1226122 1228247 1228247
 FLORIDA 4614047 4629327 4641773 4637377 4652337 4659212 4663827 4683095 4689442 4706656 4724858 4740029 4740029

1992 MONTHLY FORECAST-----
 NORTH-FLORIDA- 1800779 1811072 1813025 1815400 1820850 1827285 1831565 1843905 1849765 1856635 1862710 1866496 1866496
 SOUTHEAST-FLOR 1737399 1753324 1737093 1732523 1732648 1733868 1737153 1741568 1746003 1754798 1764548 1774664 1774664
 SOUTH-FLORIDA- 1234948 1243009 1243431 1246871 1249296 1253031 1255336 1260376 1262686 1266151 1269683 1272448 1272448
 FLORIDA 4773126 4807405 4793549 4794794 4802794 4814184 4824054 4845849 4858454 4877584 4896941 4913608 4913608

1993 MONTHLY FORECAST-----
 NORTH-FLORIDA- 1878216 1887426 1893831 1896681 1902131 1907921 1911626 1924721 1931516 1938946 1945941 1950546 1950546
 SOUTHEAST-FLOR 1788734 1797119 1797384 1793184 1794379 1796899 1800534 1805299 1810304 1820379 1831669 1842614 1842614
 SOUTH-FLORIDA- 1278213 1283378 1286553 1289715 1292840 1296120 1299150 1304590 1307560 1312425 1317040 1320448 1320448
 FLORIDA 4945163 4967923 4977768 4979580 4989350 5000940 5011310 5034610 5049380 5071750 5094650 5113608 5113608

1994 ANNUAL FORECAST-----
 NORTH-FLORIDA- 2033421
 SOUTHEAST-FLOR 1907889
 SOUTH-FLORIDA- 1367298
 FLORIDA 5308608

1995 ANNUAL FORECAST-----
 NORTH-FLORIDA-
 SOUTHEAST-FLOR
 SOUTH-FLORIDA-
 FLORIDA

JAN FEB MAR APR MAY JUN JUL AUG SEP OCT NOV DEC YEAR

***** AMES ***** TOTAL ACCESS LINES INSV (INCLUDES ENEIA) *****

1996 ANNUAL FORECAST-----
 NORTH-FLORIDA-
 SOUTHEAST-FLO
 SOUTH-FLORIDA-
 FLORIDA

1997 ANNUAL FORECAST-----
 NORTH-FLORIDA-
 SOUTHEAST-FLO
 SOUTH-FLORIDA-
 FLORIDA

***** AMES ***** AVG TOTAL ACCESS LINES INSV (INCLUDES ENEIA) *****

1991 MONTHLY ACTUALS-----

NORTH-FLORIDA-	1724051	1731981	1739656	1744029	1748560	1754629	1757279	1763716	1771649	1776598	1781798	1785879	1756652
SOUTHEAST-FLO	1681668	1690542	1693409	1690632	1689020	1690343	1691291	1693708	1695739	1700504	1709612	1719380	1695487
SOUTH-FLORIDA-	1195637	1199163	1202485	1204913	1207277	1210802	1212949	1216036	1218880	1220947	1224347	1227184	1211719
FLORIDA	4601356	4621687	4635550	4639575	4644857	4655774	4661519	4673461	4686268	4698049	4715757	4732443	4663858

1992 MONTHLY FORECAST-----

NORTH-FLORIDA-	1794150	1805925	1812048	1814212	1818125	1824067	1829425	1837735	1846835	1853200	1859672	1864603	1829999
SOUTHEAST-FLO	1730830	1745361	1745208	1734808	1732585	1733258	1735510	1739360	1743785	1750400	1759673	1769606	1743365
SOUTH-FLORIDA-	1231597	1238978	1243220	1245151	1248083	1251163	1254183	1257856	1261531	1264418	1267917	1271065	1252930
FLORIDA	4756577	4790265	4800477	4794171	4798794	4808489	4819119	4834951	4852151	4868019	4887262	4905274	4826295

1993 MONTHLY FORECAST-----

NORTH-FLORIDA-	1872356	1882821	1890628	1895256	1899406	1905026	1909773	1918173	1928118	1935231	1942443	1948243	1910622
SOUTHEAST-FLO	1781699	1792926	1797251	1795284	1793781	1795639	1798716	1802916	1807801	1815341	1826024	1837141	1803709
SOUTH-FLORIDA-	1275330	1280795	1284965	1288134	1291277	1294480	1297635	1301870	1306075	1309992	1314732	1318744	1297002
FLORIDA	4929385	4956543	4972845	4978674	4984465	4995145	5006125	5022960	5041995	5060565	5083200	5104129	5011335

1994 ANNUAL FORECAST-----

NORTH-FLORIDA-													1991983
SOUTHEAST-FLO													1875251
SOUTH-FLORIDA-													1343873
FLORIDA													5211108

1995 ANNUAL FORECAST-----

NORTH-FLORIDA-
 SOUTHEAST-FLO
 SOUTH-FLORIDA-
 FLORIDA

1996 ANNUAL FORECAST-----

NORTH-FLORIDA-
 SOUTHEAST-FLO
 SOUTH-FLORIDA-
 FLORIDA

1997 ANNUAL FORECAST-----

NORTH-FLORIDA-
 SOUTHEAST-FLO
 SOUTH-FLORIDA-
 FLORIDA

FO1A17Z 01057

FO1B03Z 00448

RESIDENCE ORGANIZATION REPORT
ADMINISTRATIVE FORECAST OF STATION ACTIVITY

09/02/92

0501920 1993 COMMITMENT

1. RESIDENCE ACCESS LINE INWARD MOVT	REPORTED
2. RESIDENCE ACCESS LINE OUTWARD MOVT	REPORTED
3. RESIDENCE ACCESS LINE GAIN	REPORTED
4. RESIDENCE ACCESS LINES IN-SVC	REPORTED
5. AVG RESIDENCE ACCESS LINES IN-SVC	REPORTED

NOTE: ACTUALS FOR 1992 UPDATED THROUGH MAR

RESIDENCE ORGANIZATION REPORT
 ADMINISTRATIVE FORECAST OF STATION ACTIVITY

JAN FEB MAR APR MAY JUN JUL AUG SEP OCT NOV DEC YEAR

***** MSRI ***** RESIDENCE ACCESS LINE INWARD MOVT *****

1991 MONTHLY ACTUALS

NORTH-FLORIDA-	37129	32965	36001	35775	40470	37152	41179	51698	35140	38487	34052	34550	454598
SOUTHEAST-FLOR	34176	26891	28066	28900	29456	25351	33033	33961	28871	33806	33358	34709	370578
SOUTH-FLORIDA-	25364	23018	24070	24820	25558	23116	27336	29111	24298	26192	24798	24512	302193
FLORIDA	96669	82874	88137	89495	95484	85619	101548	114770	88309	98485	92208	93771	1127369

1992 MONTHLY FORECAST

NORTH-FLORIDA-	41013	36767	36875	38100	41300	40650	44300	54025	39300	40425	37300	36145	486200
SOUTHEAST-FLOR	36602	27991	28929	31525	31250	28400	35350	36425	32050	36200	35100	36678	396500
SOUTH-FLORIDA-	26709	23901	25153	27475	26375	24425	28600	29975	25875	26615	25200	24997	315300
FLORIDA	104324	88659	90957	97100	98925	93475	108250	120425	97225	103240	97600	97820	1198000

1993 MONTHLY FORECAST

NORTH-FLORIDA-	42025	38000	39925	40850	44325	43000	45475	56200	41850	43100	39550	38900	513200
SOUTHEAST-FLOR	38875	30175	30950	33475	33400	31025	37275	38250	34075	39025	38050	37725	422300
SOUTH-FLORIDA-	27205	24380	25875	28157	27850	25525	29535	30900	27155	28685	26940	26593	328800
FLORIDA	108105	92555	96750	102482	105575	99550	112285	125350	103080	110810	104540	103218	1264300

1994 ANNUAL FORECAST

NORTH-FLORIDA-													536800
SOUTHEAST-FLOR													444800
SOUTH-FLORIDA-													339600
FLORIDA													1321200

1995 ANNUAL FORECAST

NORTH-FLORIDA-													
SOUTHEAST-FLOR													
SOUTH-FLORIDA-													
FLORIDA													

1996 ANNUAL FORECAST

NORTH-FLORIDA-													
SOUTHEAST-FLOR													
SOUTH-FLORIDA-													
FLORIDA													

1997 ANNUAL FORECAST

NORTH-FLORIDA-													
SOUTHEAST-FLOR													
SOUTH-FLORIDA-													
FLORIDA													

***** MSRO ***** RESIDENCE ACCESS LINE OUTWARD MOVT *****

1991 MONTHLY ACTUALS

NORTH-FLORIDA-	29476	29256	30162	36495	37681	34537	40724	41338	32884	34209	30231	32212	409205
SOUTHEAST-FLOR	23626	22619	28521	35786	30291	26226	32107	31564	27227	27641	25316	25885	336809
SOUTH-FLORIDA-	21164	21087	21877	24846	24930	21793	27058	26448	23609	23831	22168	22649	281460
FLORIDA	74266	72962	80560	97127	92902	82556	99889	99350	83720	85681	77715	80746	1027474

NOTE: ACTUALS FOR 1992 UPDATED THROUGH MAR

RESIDENCE ORGANIZATION REPORT
 ADMINISTRATIVE FORECAST OF STATION ACTIVITY

JAN FEB MAR APR MAY JUN JUL AUG SEP OCT NOV DEC YEAR

***** HSRO ***** RESIDENCE ACCESS LINE OUTWARD MOVY *****

1992 MONTHLY FORECAST

NORTH-FLORIDA-	31351	27592	33510	37650	39450	37200	41700	43850	35350	35950	32850	34047	430500
SOUTHEAST-FLO-	24861	22027	30732	37300	31900	27800	33600	33100	28700	29200	26800	27580	353500
SOUTH-FLORIDA-	21663	19710	23143	25600	25600	23100	27400	27000	24300	24500	22800	23184	288000
FLORIDA	77875	69329	87385	100550	96850	88100	102700	103950	88350	89650	82450	84811	1072000

1993 MONTHLY FORECAST

NORTH-FLORIDA-	33250	30900	35650	39850	41550	39100	43250	45550	37050	38000	34600	35850	454600
SOUTHEAST-FLO-	26700	23900	32600	39300	33800	29800	35600	35100	30700	31200	28800	27900	375400
SOUTH-FLORIDA-	22600	20800	24200	26600	26600	24100	28400	28000	25300	25500	23800	24100	300000
FLORIDA	82550	75600	92450	105750	101950	93000	107250	108650	93050	94700	87200	87850	1130000

1994 ANNUAL FORECAST

NORTH-FLORIDA-													479700
SOUTHEAST-FLO-													398300
SOUTH-FLORIDA-													312000
FLORIDA													1190000

1995 ANNUAL FORECAST

NORTH-FLORIDA-													
SOUTHEAST-FLO-													
SOUTH-FLORIDA-													
FLORIDA													

1996 ANNUAL FORECAST

NORTH-FLORIDA-													
SOUTHEAST-FLO-													
SOUTH-FLORIDA-													
FLORIDA													

1997 ANNUAL FORECAST

NORTH-FLORIDA-													
SOUTHEAST-FLO-													
SOUTH-FLORIDA-													
FLORIDA													

***** THER ***** RESIDENCE ACCESS LINE GAIN *****

1991 MONTHLY ACTUALS

NORTH-FLORIDA-	7485	3643	5669	-831	2724	2526	284	10205	2200	4155	3775	2322	44157
SOUTHEAST-FLO-	10513	4269	-518	-6985	-904	-960	773	2337	1596	6120	7993	8645	32879
SOUTH-FLORIDA-	4177	1926	2139	-71	498	1257	221	2635	663	2333	2610	1848	20236
FLORIDA	22175	9838	7290	-7887	2318	2823	1278	15177	4459	12608	14378	12815	97272

1992 MONTHLY FORECAST

NORTH-FLORIDA-	9541	9050	3239	450	1850	3450	2600	10175	3950	4475	4450	2470	55700
SOUTHEAST-FLO-	11646	5878	-1897	-5775	-550	600	1750	3325	3350	7000	8300	9373	43000
SOUTH-FLORIDA-	4993	4136	1962	1875	775	1325	1200	2975	1575	2115	2400	1969	27300
FLORIDA	26180	19064	3304	-3450	2075	5375	5550	16475	8875	13590	15150	13812	126000

1993 MONTHLY FORECAST

NORTH-FLORIDA-	8775	7100	4275	1000	2775	3900	2225	10650	4800	5100	4950	3050	58600
SOUTHEAST-FLO-	12175	6275	-1650	-5825	-400	1225	1675	3150	3375	7825	9250	9825	46900
SOUTH-FLORIDA-	4605	3580	1675	1557	1250	1425	1135	2900	1855	3185	3140	2493	28900
FLORIDA	25555	16955	4300	-3268	3625	6550	5035	16700	10030	16110	17340	15368	134300

JAN FEB MAR APR MAY JUN JUL AUG SEP OCT NOV DEC YEAR

***** THRS ***** RESIDENCE ACCESS LINE GAIN *****

1994 ANNUAL FORECAST-----

NORTH-FLORIDA-	57100
SOUTHEAST-FLOR	46500
SOUTH-FLORIDA-	27600
FLORIDA	131200

1995 ANNUAL FORECAST-----

NORTH-FLORIDA-	
SOUTHEAST-FLOR	
SOUTH-FLORIDA-	
FLORIDA	

1996 ANNUAL FORECAST-----

NORTH-FLORIDA-	
SOUTHEAST-FLOR	
SOUTH-FLORIDA-	
FLORIDA	

1997 ANNUAL FORECAST-----

NORTH-FLORIDA-	
SOUTHEAST-FLOR	
SOUTH-FLORIDA-	
FLORIDA	

***** THRS ***** RESIDENCE ACCESS LINES IN-SVC *****

1991 MONTHLY ACTUALS-----

NORTH-FLORIDA-	1248327	1253337	1259019	1258187	1260904	1263443	1263744	1273937	1276132	1280290	1284048	1286370	1286370
SOUTHEAST-FLOR	1229345	1233813	1233261	1226279	1225375	1224419	1225192	1227519	1229112	1235230	1243217	1251856	1251856
SOUTH-FLORIDA-	810446	812578	815498	815425	815911	817168	817379	820003	820663	822997	825593	827428	827428
FLORIDA	3288118	3299728	3307778	3299891	3302190	3305030	3306315	3321459	3325907	3338517	3352858	3365654	3365654

1992 MONTHLY FORECAST-----

NORTH-FLORIDA-	1295917	1304979	1308188	1308638	1310488	1313938	1316538	1326713	1330663	1335138	1339588	1342058	1342058
SOUTHEAST-FLOR	1263501	1269867	1267505	1261730	1261180	1261780	1263530	1266855	1270205	1277205	1285505	1294878	1294878
SOUTH-FLORIDA-	832409	836566	838494	840369	841144	842469	843669	846644	848219	850334	852734	854703	854703
FLORIDA	3391827	3411412	3414187	3410737	3412812	3418187	3423737	3440212	3449087	3462677	3477827	3491639	3491639

1993 MONTHLY FORECAST-----

NORTH-FLORIDA-	1350833	1357933	1362208	1363208	1365983	1369883	1372108	1382758	1387558	1392658	1397608	1400658	1400658
SOUTHEAST-FLOR	1307053	1313328	1311678	1305853	1305453	1306678	1308353	1311503	1314878	1322703	1331953	1341778	1341778
SOUTH-FLORIDA-	859308	862888	864563	866120	867370	868795	869930	872830	874685	877870	881010	883503	883503
FLORIDA	3517194	3534149	3538449	3535181	3538806	3545356	3550391	3567091	3577121	3593231	3610571	3625939	3625939

1994 ANNUAL FORECAST-----

NORTH-FLORIDA-	1457758
SOUTHEAST-FLOR	1388278
SOUTH-FLORIDA-	911103
FLORIDA	3757139

1995 ANNUAL FORECAST-----

NORTH-FLORIDA-	
SOUTHEAST-FLOR	
SOUTH-FLORIDA-	
FLORIDA	

RESIDENCE ORGANIZATION REPORT
 ADMINISTRATIVE FORECAST OF STATION ACTIVITY

JAN FEB MAR APR MAY JUN JUL AUG SEP OCT NOV DEC YEAR

***** FHRS ***** RESIDENCE ACCESS LINES IN-SVC *****

 1996 ANNUAL FORECAST-----

NORTH-FLORIDA-
 SOUTHEAST-FLOR
 SOUTH-FLORIDA-
 FLORIDA

 1997 ANNUAL FORECAST-----

NORTH-FLORIDA-
 SOUTHEAST-FLOR
 SOUTH-FLORIDA-
 FLORIDA

***** THRA ***** AVG RESIDENCE ACCESS LINES IN-SVC *****

 1991 MONTHLY ACTUALS-----

NORTH-FLORIDA-	1244582	1250832	1256178	1258603	1259545	1262173	1263593	1268840	1275034	1278211	1282169	1285209	1265414
SOUTHEAST-FLOR	1224090	1231579	1233537	1229770	1225827	1224897	1224805	1226355	1228315	1232171	1239223	1247536	1230675
SOUTH-FLORIDA-	808359	811512	814038	815461	815668	816539	817273	818691	820333	821830	824295	826510	817542
FLORIDA	3277032	3293923	3303753	3303834	3301040	3303610	3305672	3313987	3323683	3332212	3345687	3359256	3313632

 1992 MONTHLY FORECAST-----

NORTH-FLORIDA-	1291143	1300448	1306583	1308413	1309563	1312213	1315238	1321625	1328688	1332900	1337363	1340823	1317083
SOUTHEAST-FLOR	1257678	1266684	1268686	1264617	1261455	1261480	1262655	1265192	1268530	1273705	1281355	1290191	1268519
SOUTH-FLORIDA-	829918	834487	837530	839431	840756	841806	843069	845156	847431	849276	851534	853718	842842
FLORIDA	3378740	3401619	3412799	3412462	3411774	3415499	3420962	3431974	3444649	3455882	3470252	3484733	3428445

 1993 MONTHLY FORECAST-----

NORTH-FLORIDA-	1346445	1354383	1360070	1362708	1364595	1367933	1370995	1377433	1385158	1390108	1395133	1399133	1372841
SOUTHEAST-FLOR	1300965	1310190	1312503	1308765	1305653	1306065	1307515	1309928	1313190	1318790	1327328	1336865	1313146
SOUTH-FLORIDA-	857005	861098	863725	865341	866745	868082	869362	871380	873757	876277	879440	882256	869539
FLORIDA	3504416	3525671	3536299	3536815	3536993	3542081	3547873	3558741	3572106	3585176	3601901	3618255	3555527

 1994 ANNUAL FORECAST-----

NORTH-FLORIDA-													1429208
SOUTHEAST-FLOR													1365028
SOUTH-FLORIDA-													897303
FLORIDA													3691539

 1995 ANNUAL FORECAST-----

NORTH-FLORIDA-
 SOUTHEAST-FLOR
 SOUTH-FLORIDA-
 FLORIDA

 1996 ANNUAL FORECAST-----

NORTH-FLORIDA-
 SOUTHEAST-FLOR
 SOUTH-FLORIDA-
 FLORIDA

 1997 ANNUAL FORECAST-----

NORTH-FLORIDA-
 SOUTHEAST-FLOR
 SOUTH-FLORIDA-
 FLORIDA

BUSINESS ORGANIZATION REPORT
ADMINISTRATIVE FORECAST OF STATION ACTIVITY

09/02/92

050192C 1993 COMMITMENT

1. BUSINESS(L-C) ACCESS LINE INWARD MOVT	REPORTED
2. BUSINESS(L-C) ACCESS LINE OUTWARD MOVT	REPORTED
3. BUS (L-C) ACCESS LINE GAIN (INCLUDES ENFIA)	REPORTED
4. BUS (L-C) ACCESS LINES INSV (INCLUDES ENFIA)	REPORTED
5. AVG BUSINESS (L-C) ACCESS LINES INSV (INCL ENFIA)	REPORTED
6. BUS MAIN ACCESS LINE(L/C) INWARD	REPORTED
7. BUS MAIN ACCESS LINE(L/C) OUTWARD	REPORTED
8. BUS MAIN ACCESS LINE(L/C) GAIN	REPORTED
9. BUS MAIN ACCESS LINES(L/C) IN-SVC	REPORTED
10. EQUIV MAIN(LESS CPE MAIN) INWD MOVT	REPORTED
11. EQUIV MAIN(LESS CPE MAIN) OUTWD MOVT	REPORTED
12. EQUIV MAIN GAIN (INCL ENFIA, EXCL CPE MAIN)	REPORTED
13. EQUIV MAIN INSV (INCL ENFIA, EXCL CPE MAIN)	REPORTED

NOTE: ACTUALS FOR 1992 UPDATED THROUGH MAR

F01A17Z 01063

F01B03Z 00454

BUSINESS ORGANIZATION REPORT
 ADMINISTRATIVE FORECAST OF STATION ACTIVITY

JAN FEB MAR APR MAY JUN JUL AUG SEP OCT NOV DEC YEAR

***** MSBI ***** BUSINESS(L-C) ACCESS LINE INWARD MOVMT *****

991 MONTHLY ACTUALS

ORTH-FLORIDA-	11074	9880	10337	10414	11117	9380	10682	10889	10729	10528	8973	8962	122965
SOUTHEAST-FLOR	11507	10469	10871	11109	11006	10056	12390	11652	11057	13398	10491	10447	134453
SOUTH-FLORIDA-	9725	9178	10115	10010	10927	9621	9830	10438	8467	10106	8809	9438	116664
FLORIDA	32306	29527	31323	31533	33050	29057	32902	32979	30253	34032	28273	28847	374082

992 MONTHLY FORECAST

ORTH-FLORIDA-	12416	9217	12016	10885	13075	11975	11625	12000	11235	12130	10295	10456	137325
SOUTHEAST-FLOR	12293	11458	12068	12175	11275	10575	13025	11910	11840	13665	10800	10691	141775
SOUTH-FLORIDA-	11313	10178	11081	10425	11475	10975	9995	10765	8950	10775	9302	10166	125400
FLORIDA	36022	30853	35165	33485	35825	33525	34645	34675	32025	36570	30397	31313	404500

993 MONTHLY FORECAST

ORTH-FLORIDA-	12570	11075	12575	11770	12575	11425	12070	12425	11675	12495	11135	11260	143050
SOUTHEAST-FLOR	13450	13175	13225	13300	12700	11875	14050	13075	13050	14600	12025	10525	155050
SOUTH-FLORIDA-	10725	10725	11195	10580	11790	10460	10775	11305	9440	11170	9660	9975	127800
FLORIDA	36745	34975	36995	35650	37065	33760	36895	36805	34165	38265	32820	31760	425900

994 ANNUAL FORECAST

ORTH-FLORIDA-													148425
SOUTHEAST-FLOR													160175
SOUTH-FLORIDA-													131900
FLORIDA													440500

995 ANNUAL FORECAST

ORTH-FLORIDA-													
SOUTHEAST-FLOR													
SOUTH-FLORIDA-													
FLORIDA													

996 ANNUAL FORECAST

ORTH-FLORIDA-													
SOUTHEAST-FLOR													
SOUTH-FLORIDA-													
FLORIDA													

997 ANNUAL FORECAST

ORTH-FLORIDA-													
SOUTHEAST-FLOR													
SOUTH-FLORIDA-													
FLORIDA													

***** MSBO ***** BUSINESS(L-C) ACCESS LINE OUTWARD MOVMT *****

991 MONTHLY ACTUALS

ORTH-FLORIDA-	10246	8762	8956	8953	8883	8011	9977	9670	8639	8972	7984	7846	106899
SOUTHEAST-FLOR	9919	9542	10155	10413	10092	9359	11577	11179	11621	10656	8319	9065	121897
SOUTH-FLORIDA-	9222	9238	9216	9444	9616	8038	8577	8245	8912	8986	7845	8725	105164
FLORIDA	29387	27542	28327	28810	28591	25408	30131	29094	28272	28614	24148	25636	333960

NOTE: ACTUALS FOR 1992 UPDATED THROUGH MAR

BUSINESS ORGANIZATION REPORT
 ADMINISTRATIVE FORECAST OF STATION ACTIVITY

JAN FEB MAR APR MAY JUN JUL AUG SEP OCT NOV DEC YEAR

***** MSRO ***** BUSINESS (L-C) ACCESS LINE OUTWARD MOV. *****

1992 MONTHLY FORECAST-----

NORTH-FLORIDA-	8839	8551	10695	8735	9385	8885	9860	9735	9210	9685	8595	8825	111000
SOUTHEAST-FLOR	10656	10092	10650	11100	10700	9900	11400	10900	10800	11800	9200	9402	126600
SOUTH-FLORIDA-	9617	9008	9418	8900	9800	8400	8800	8600	8000	9200	8100	9057	106900
FLORIDA	29112	27651	30763	28735	29885	27185	30060	29235	28010	30685	25895	27284	344500

1993 MONTHLY FORECAST-----

NORTH-FLORIDA-	9515	8765	10165	9665	9715	9315	10415	9840	9515	10040	8975	9475	115400
SOUTHEAST-FLOR	11200	10800	11000	11800	11200	10500	12000	11500	11400	12300	9800	9200	132700
SOUTH-FLORIDA-	9600	9200	9600	9000	9900	8400	8800	8700	8100	9300	8200	9000	107800
FLORIDA	30315	28765	30765	30465	30815	28215	31215	30040	29015	31640	26975	27675	355900

1994 ANNUAL FORECAST-----

NORTH-FLORIDA-													121000
SOUTHEAST-FLOR													140100
SOUTH-FLORIDA-													111900
FLORIDA													373000

1995 ANNUAL FORECAST-----

NORTH-FLORIDA-													
SOUTHEAST-FLOR													
SOUTH-FLORIDA-													
FLORIDA													

1996 ANNUAL FORECAST-----

NORTH-FLORIDA-													
SOUTHEAST-FLOR													
SOUTH-FLORIDA-													
FLORIDA													

1997 ANNUAL FORECAST-----

NORTH-FLORIDA-													
SOUTHEAST-FLOR													
SOUTH-FLORIDA-													
FLORIDA													

***** THEB ***** BUS (L-C) ACCESS LINE GAIN (INCLUDES ENCL) *****

1991 MONTHLY ACTUALS-----

NORTH-FLORIDA-	976	1187	1550	1549	2325	1455	811	1407	2167	1678	1028	1130	17263
SOUTHEAST-FLOR	1622	935	784	996	1000	796	968	530	-510	2789	2200	1570	13680
SOUTH-FLORIDA-	526	-57	948	608	1764	1778	1309	2222	482	1139	1000	734	12453
FLORIDA	3124	2065	3282	3153	5089	4029	3088	4159	2139	5606	4228	3434	43396

1992 MONTHLY FORECAST-----

NORTH-FLORIDA-	3695	582	1411	2150	3690	3090	1765	2265	2025	2445	1700	1507	26325
SOUTHEAST-FLOR	1776	1430	1520	1075	575	675	1625	1010	1040	1865	1600	984	15175
SOUTH-FLORIDA-	1748	1209	1717	1525	1675	2575	1195	2165	-950	1575	1202	964	18500
FLORIDA	7219	3221	4648	4750	5940	6340	4585	5440	4015	5885	4502	3455	60000

1993 MONTHLY FORECAST-----

NORTH-FLORIDA-	3055	2310	2410	2105	2860	2110	1655	2585	2160	2455	2160	1785	27650
SOUTHEAST-FLOR	2250	2375	2225	1500	1500	1375	2050	1575	1650	2300	2225	1325	22350
SOUTH-FLORIDA-	1125	1525	1595	1580	1890	2060	1975	2605	1340	1870	1460	975	20000
FLORIDA	6430	6210	6230	5185	6250	5545	5680	6765	5150	6625	5845	4085	70000

JAN FEB MAR APR MAY JUN JUL AUG SEP OCT NOV DEC YEAR

***** THBS *****_BUS (L-C) ACCESS LINES INSV (INCLUDES FNEIA)*****

1996 ANNUAL FORECAST-----

NORTH-FLORIDA-
 SOUTHEAST-FLO
 SOUTH-FLORIDA-
 FLORIDA

1997 ANNUAL FORECAST-----

NORTH-FLORIDA-
 SOUTHEAST-FLO
 SOUTH-FLORIDA-
 FLORIDA

***** THBA *****AVG BUSINESS (L-C) ACCESS LINES INSV (INCL FNEIA)*****

1991 MONTHLY ACTUALS -----

NORTH-FLORIDA-	450025	451664	453949	455834	459426	462942	464250	465510	467363	469186	470359	471430	461828
SOUTHEAST-FLO	431907	433176	433962	434812	437033	439096	439982	440761	440762	441781	444179	446076	438627
SOUTH-FLORIDA-	366347	366611	367295	368222	370327	373036	374542	376212	377491	378198	379123	379697	373091
FLORIDA	1248280	1251452	1255206	1258869	1266786	1275074	1278774	1282483	1285616	1289165	1293661	1297203	1273547

1992 MONTHLY FORECAST-----

NORTH-FLORIDA-	473831	476387	476687	477362	480282	483672	486099	488114	490259	492494	494567	496170	484660
SOUTHEAST-FLO	447775	453593	451740	445529	446354	446979	448129	449447	450472	451924	453657	454949	450045
SOUTH-FLORIDA-	380672	383380	384512	384515	386115	388240	390125	391805	393363	394625	396014	397097	389205
FLORIDA	1302278	1313361	1312939	1307407	1312752	1318892	1324354	1329367	1334094	1339044	1344238	1348216	1323911

1993 MONTHLY FORECAST-----

NORTH-FLORIDA-	498451	501134	503494	505751	508234	510719	512601	514721	517094	519401	521709	523681	511415
SOUTHEAST-FLO	456566	458878	461178	463041	464541	465978	467691	469503	471116	473091	475353	477128	467005
SOUTH-FLORIDA-	398141	399466	401026	402614	404349	406324	408341	410631	412604	414209	415874	417091	407555
FLORIDA	1353159	1359479	1365699	1371406	1377124	1383021	1388634	1394856	1400814	1406701	1412936	1417901	1385977

1994 ANNUAL FORECAST-----

NORTH-FLORIDA-													538286
SOUTHEAST-FLO													487828
SOUTH-FLORIDA-													427579
FLORIDA													1453694

1995 ANNUAL FORECAST-----

NORTH-FLORIDA-
 SOUTHEAST-FLO
 SOUTH-FLORIDA-
 FLORIDA

1996 ANNUAL FORECAST-----

NORTH-FLORIDA-
 SOUTHEAST-FLO
 SOUTH-FLORIDA-
 FLORIDA

1997 ANNUAL FORECAST-----

NORTH-FLORIDA-
 SOUTHEAST-FLO
 SOUTH-FLORIDA-
 FLORIDA

BUSINESS ORGANIZATION REPORT
 ADMINISTRATIVE FORECAST OF STATION ACTIVITY

JAN FEB MAR APR MAY JUN JUL AUG SEP OCT NOV DEC YEAR
 ***** TBCI ***** BUS MAIN ACCESS LINE(L/C) INWARD *****

1991 MONTHLY ACTUALS

	JAN	FEB	MAR	APR	MAY	JUN	JUL	AUG	SEP	OCT	NOV	DEC	YEAR
NORTH-FLORIDA-	8717	7903	8593	8127	8419	7531	7838	8225	7644	8541	7168	6967	95673
SOUTHEAST-FLO	9046	7789	8595	8913	8311	7433	8851	8638	8027	9114	7794	7901	100412
SOUTH-FLORIDA-	7595	6783	7453	7880	7576	7020	7390	7847	6399	7753	6838	6458	86992
FLORIDA	25358	22475	24641	24920	24306	21984	24079	24710	22070	25408	21800	21326	283077

1992 MONTHLY FORECAST

	JAN	FEB	MAR	APR	MAY	JUN	JUL	AUG	SEP	OCT	NOV	DEC	YEAR
NORTH-FLORIDA-	8685	7510	9048	8600	8965	8065	8890	8515	8075	9020	7920	8157	101450
SOUTHEAST-FLO	9544	8705	9356	9475	8400	7900	9200	8510	8490	10165	7900	8405	106050
SOUTH-FLORIDA-	7786	7607	8270	7950	8125	7550	7645	8365	6775	8375	7275	7277	93000
FLORIDA	26015	23822	26674	26025	25490	23515	25735	25390	23340	27560	23095	23839	300500

1993 MONTHLY FORECAST

	JAN	FEB	MAR	APR	MAY	JUN	JUL	AUG	SEP	OCT	NOV	DEC	YEAR
NORTH-FLORIDA-	9550	8500	9825	9200	9700	8775	9250	9300	9050	9975	8600	8475	110200
SOUTHEAST-FLO	10275	9525	10100	10025	9250	8650	9975	9250	9250	10925	8775	8400	114400
SOUTH-FLORIDA-	8300	8025	8700	8275	8425	7950	8225	8825	7225	8625	7625	7100	97300
FLORIDA	28125	26050	28625	27500	27375	25375	27450	27375	25525	29525	25000	23975	321900

1994 ANNUAL FORECAST

NORTH-FLORIDA-	114400
SOUTHEAST-FLO	117800
SOUTH-FLORIDA-	100800
FLORIDA	333000

1995 ANNUAL FORECAST

NORTH-FLORIDA-	
SOUTHEAST-FLO	
SOUTH-FLORIDA-	
FLORIDA	

1996 ANNUAL FORECAST

NORTH-FLORIDA-	
SOUTHEAST-FLO	
SOUTH-FLORIDA-	
FLORIDA	

1997 ANNUAL FORECAST

NORTH-FLORIDA-	
SOUTHEAST-FLO	
SOUTH-FLORIDA-	
FLORIDA	

***** TBCO ***** BUS MAIN ACCESS LINE(L/C) OUTWARD *****

1991 MONTHLY ACTUALS

	JAN	FEB	MAR	APR	MAY	JUN	JUL	AUG	SEP	OCT	NOV	DEC	YEAR
NORTH-FLORIDA-	8041	6809	7043	7592	7043	6497	7940	7281	6886	7525	6443	6552	85652
SOUTHEAST-FLO	7587	7302	8124	8189	7533	7018	8299	7665	7711	7538	6615	7049	90630
SOUTH-FLORIDA-	7224	6875	7106	7197	6622	5957	6368	6214	5920	6616	5990	6283	78372
FLORIDA	22852	20986	22273	22978	21198	19472	22607	21160	20517	21679	19048	19884	254654

NOTE: ACTUALS FOR 1992 UPDATED THROUGH MAR

JAN FEB MAR APR MAY JUN JUL AUG SEP OCT NOV DEC YEAR

***** TBCO ***** BUS MAIN ACCESS LINE(L/C) OUTWARD *****

1992 MONTHLY FORECAST

NORTH-FLORIDA-	7109	6243	7769	7500	7425	7050	8100	7825	7325	7850	7000	7004	88200
SOUTHEAST-FLOR	7834	7041	8180	8400	7600	7100	8400	7800	7800	8700	6700	7245	92800
SOUTH-FLORIDA-	7594	6809	7607	7000	6900	6300	6600	6600	6100	7000	6400	6590	81500
FLORIDA	22537	20093	23556	22900	21925	20450	23100	22225	21225	23550	20100	20839	262500

1993 MONTHLY FORECAST

NORTH-FLORIDA-	7600	6850	7900	7900	7825	7400	8400	7875	7525	8150	7350	7525	92300
SOUTHEAST-FLOR	8200	7500	8500	8800	8000	7500	8800	8200	8200	9100	7100	7200	97100
SOUTH-FLORIDA-	7700	7000	7800	7200	7100	6500	6800	6800	6300	7200	6600	6500	83500
FLORIDA	23500	21350	24200	23900	22925	21400	24000	22875	22025	24450	21050	21225	272900

1994 ANNUAL FORECAST

NORTH-FLORIDA-													97200
SOUTHEAST-FLOR													100700
SOUTH-FLORIDA-													87100
FLORIDA													285000

1995 ANNUAL FORECAST

NORTH-FLORIDA-													
SOUTHEAST-FLOR													
SOUTH-FLORIDA-													
FLORIDA													

1996 ANNUAL FORECAST

NORTH-FLORIDA-													
SOUTHEAST-FLOR													
SOUTH-FLORIDA-													
FLORIDA													

1997 ANNUAL FORECAST

NORTH-FLORIDA-													
SOUTHEAST-FLOR													
SOUTH-FLORIDA-													
FLORIDA													

***** TBCG ***** BUS MAIN ACCESS LINE(L/C) GAIN *****

1991 MONTHLY ACTUALS

NORTH-FLORIDA-	843	1159	1724	646	1439	1120	3	1131	829	1141	769	430	11234
SOUTHEAST-FLOR	1495	492	533	825	847	498	703	1029	365	1622	1228	1031	10668
SOUTH-FLORIDA-	394	-86	400	728	1083	1129	1078	1662	506	1165	868	191	9118
FLORIDA	2732	1565	2657	2199	3369	2747	1784	3822	1700	3928	2865	1652	31020

1992 MONTHLY FORECAST

NORTH-FLORIDA-	1695	1389	1402	1100	1540	1015	790	690	750	1170	920	789	13250
SOUTHEAST-FLOR	1804	1748	1280	1075	800	800	800	710	690	1465	1200	878	13250
SOUTH-FLORIDA-	246	835	724	950	1225	1250	1045	1765	675	1375	875	535	11500
FLORIDA	3745	3972	3406	3125	3565	3065	2635	3165	2115	4010	2995	2202	38000

1993 MONTHLY FORECAST

NORTH-FLORIDA-	1950	1650	1925	1300	1875	1375	850	1425	1525	1825	1250	950	17900
SOUTHEAST-FLOR	2075	2025	1600	1225	1250	1150	1175	1050	1050	1825	1675	1200	17300
SOUTH-FLORIDA-	600	1025	900	1075	1325	1450	1425	2025	925	1425	1025	600	13800
FLORIDA	4625	4700	4425	3600	4450	3975	3450	4500	3500	5075	3950	2750	49000

JAN FEB MAR APR MAY JUN JUL AUG SEP OCT NOV DEC YEAR

**** TRCG ***** BUS. MAIN ACCESS LINE(L/C) GAIN *****

1994 ANNUAL FORECAST-----

NORTH-FLORIDA-													17200
SOUTHEAST-FLOR													17100
SOUTH-FLORIDA-													13700
FLORIDA													48000

1995 ANNUAL FORECAST-----

NORTH-FLORIDA-													
SOUTHEAST-FLOR													
SOUTH-FLORIDA-													
FLORIDA													

1996 ANNUAL FORECAST-----

NORTH-FLORIDA-													
SOUTHEAST-FLOR													
SOUTH-FLORIDA-													
FLORIDA													

1997 ANNUAL FORECAST-----

NORTH-FLORIDA-													
SOUTHEAST-FLOR													
SOUTH-FLORIDA-													
FLORIDA													

**** ABCS ***** BUS. MAIN ACCESS LINES(L/C) IN-SVC *****

1991 MONTHLY ACTUALS-----

NORTH-FLORIDA-	320720	322164	323913	324556	326017	327147	327175	328289	329116	330208	330978	331397	331397
SOUTHEAST-FLOR	302868	303398	303830	304716	305585	306080	306849	307891	308260	309904	311130	312179	312179
SOUTH-FLORIDA-	253201	253259	253586	254380	254466	256611	257701	259396	259884	261039	261914	262101	262101
FLORIDA	876789	878821	881329	883652	887068	889838	891725	895576	897260	901151	904022	905677	905677

1992 MONTHLY FORECAST-----

NORTH-FLORIDA-	333106	334483	335878	336978	338518	339533	340323	341013	341763	342933	343853	344642	344642
SOUTHEAST-FLOR	313997	315737	317044	318119	318919	319719	320519	321229	321919	323384	324584	325462	325462
SOUTH-FLORIDA-	262369	263235	264091	265041	266266	267516	268561	270326	271001	272376	273251	273786	273786
FLORIDA	909471	913455	917013	920138	923703	926768	929403	932568	934683	938693	941688	943890	943890

1993 MONTHLY FORECAST-----

NORTH-FLORIDA-	346592	348242	350167	351467	353342	354717	355567	356992	358517	360342	361592	362542	362542
SOUTHEAST-FLOR	327537	329562	331162	332387	333637	334787	335962	337012	338062	339887	341562	342762	342762
SOUTH-FLORIDA-	274386	275411	276311	277386	278711	280161	281586	283611	284536	285961	286986	287586	287586
FLORIDA	948515	953215	957640	961240	965690	969665	973115	977615	981115	986190	990140	992890	992890

1994 ANNUAL FORECAST-----

NORTH-FLORIDA-													379742
SOUTHEAST-FLOR													359862
SOUTH-FLORIDA-													301286
FLORIDA													1040890

1995 ANNUAL FORECAST-----

NORTH-FLORIDA-													
SOUTHEAST-FLOR													
SOUTH-FLORIDA-													
FLORIDA													

F01A17Z 01070

F01B03Z 00461

BUSINESS ORGANIZATION REPORT
 ADMINISTRATIVE FORECAST OF STATION ACTIVITY

JAN FEB MAR APR MAY JUN JUL AUG SEP OCT NOV DEC YEAR

***** ARCS ***** BUS_MAIN_ACCESS_LINES(L/C)_IN-SVC *****

1996 ANNUAL FORECAST

NORTH-FLORIDA-
 SOUTHEAST-FLO
 SOUTH-FLORIDA-
 FLORIDA

1997 ANNUAL FORECAST

NORTH-FLORIDA-
 SOUTHEAST-FLO
 SOUTH-FLORIDA-
 FLORIDA

***** ELCI ***** EQUIV_MAIN(LESS_CPE_MAIN)_INWD_MOVI *****

1991 MONTHLY ACTUALS

	JAN	FEB	MAR	APR	MAY	JUN	JUL	AUG	SEP	OCT	NOV	DEC	YEAR
NORTH-FLORIDA-	2357	1977	1744	2287	2698	1849	2844	2664	3085	1987	1805	1995	27292
SOUTHEAST-FLO	2461	2680	2276	2196	2695	2623	3539	3014	3030	4284	2697	2546	34041
SOUTH-FLORIDA-	2130	2395	2662	2130	3351	2601	2440	2591	2068	2353	1971	2980	29672
FLORIDA	6948	7052	6682	6613	8744	7073	8823	8269	8183	8624	6473	7521	91005

1992 MONTHLY FORECAST

NORTH-FLORIDA-	3731	1707	2968	2285	4110	3910	2735	3485	3160	3110	2375	2299	35875
SOUTHEAST-FLO	2749	2753	2712	2700	2875	2675	3825	3400	3350	3500	2900	2286	35725
SOUTH-FLORIDA-	3527	2571	2811	2475	3350	3425	2350	2400	2175	2400	2027	2889	32400
FLORIDA	10007	7031	8491	7460	10335	10010	8910	9285	8685	9010	7302	7474	104000

1993 MONTHLY FORECAST

NORTH-FLORIDA-	3020	2575	2750	2570	2875	2650	2820	3125	2625	2520	2535	2785	32850
SOUTHEAST-FLO	3175	3650	3125	3275	3450	3225	4075	3825	3800	3675	3250	2125	40650
SOUTH-FLORIDA-	2425	2700	2495	2305	3365	2510	2550	2480	2215	2545	2035	2875	30500
FLORIDA	8620	8925	8370	8150	9690	8385	9445	9430	8640	8740	7820	7785	104000

1994 ANNUAL FORECAST

NORTH-FLORIDA-													34025
SOUTHEAST-FLO													42375
SOUTH-FLORIDA-													31100
FLORIDA													107500

1995 ANNUAL FORECAST

NORTH-FLORIDA-
 SOUTHEAST-FLO
 SOUTH-FLORIDA-
 FLORIDA

1996 ANNUAL FORECAST

NORTH-FLORIDA-
 SOUTHEAST-FLO
 SOUTH-FLORIDA-
 FLORIDA

1997 ANNUAL FORECAST

NORTH-FLORIDA-
 SOUTHEAST-FLO
 SOUTH-FLORIDA-
 FLORIDA

BUSINESS ORGANIZATION REPORT
 ADMINISTRATIVE FORECAST OF STATION ACTIVITY

JAN FEB MAR APR MAY JUN JUL AUG SEP OCT NOV DEC YEAR

 ***** ELCG ***** EQUIV MAIN (LESS CPE MAIN) OUTWD MOVI *****

1991 MONTHLY ACTUALS

NORTH-FLORIDA-	2205	1953	1913	1361	1840	1514	2037	2389	1753	1447	1541	1294	21247
SOUTHEAST-FLOR	2332	2240	2031	2224	2559	2341	3278	3514	3910	3118	1704	2016	31267
SOUTH-FLORIDA-	1998	2363	2110	2247	2994	2081	2209	2031	2092	2370	1955	2442	26792
FLORIDA	6535	6556	6054	5832	7393	5936	7524	7934	7755	6935	5100	5752	79306

1992 MONTHLY FORECAST

NORTH-FLORIDA-	1730	2308	2926	1235	1960	1835	1760	1910	1885	1835	1595	1821	22800
SOUTHEAST-FLOR	2822	3051	2470	2700	3100	2800	3000	3100	3000	3100	2500	2157	33800
SOUTH-FLORIDA-	2023	2199	1811	1900	2900	2100	2200	2000	1900	2200	1700	2467	25400
FLORIDA	6575	7558	7207	5835	7960	6735	6960	7010	6785	7135	5795	6445	82000

1993 MONTHLY FORECAST

NORTH-FLORIDA-	1915	1915	2265	1765	1890	1915	2015	1965	1990	1890	1625	1950	23100
SOUTHEAST-FLOR	3000	3300	2500	3000	3200	3000	3200	3300	3200	3200	2700	2000	35600
SOUTH-FLORIDA-	1900	2200	1800	1800	2800	1900	2000	1900	1800	2100	1600	2500	24300
FLORIDA	6815	7415	6565	6565	7890	6815	7215	7165	6990	7190	5925	6450	83000

1994 ANNUAL FORECAST

NORTH-FLORIDA-													23800
SOUTHEAST-FLOR													39400
SOUTH-FLORIDA-													24800
FLORIDA													88000

1995 ANNUAL FORECAST

NORTH-FLORIDA-
 SOUTHEAST-FLOR
 SOUTH-FLORIDA-
 FLORIDA

1996 ANNUAL FORECAST

NORTH-FLORIDA-
 SOUTHEAST-FLOR
 SOUTH-FLORIDA-
 FLORIDA

1997 ANNUAL FORECAST

NORTH-FLORIDA-
 SOUTHEAST-FLOR
 SOUTH-FLORIDA-
 FLORIDA

***** ELCG ***** EQUIV MAIN GAIN (INCL ENERGA EXCL CPE MAIN) *****

1991 MONTHLY ACTUALS

NORTH-FLORIDA-	133	28	-174	903	886	335	808	276	1338	537	259	700	6029
SOUTHEAST-FLOR	127	443	251	171	153	298	265	-499	-875	1167	972	539	3012
SOUTH-FLORIDA-	132	29	549	-120	681	649	231	560	-24	-26	132	543	3335
FLORIDA	392	500	625	954	1720	1282	1304	337	439	1678	1363	1782	12376

NOTE: ACTUALS FOR 1992 UPDATED THROUGH MAR

JAN FEB MAR APR MAY JUN JUL AUG SEP OCT NOV DEC YEAR

***** ELCS ***** EQUIV MAIN GAIN (INCL ENEIDA, EXCL CPE MAIN) *****

1992 MONTHLY FORECAST

NORTH-FLORIDA-	2000	-807	9	1050	2150	2075	975	1575	1275	1275	780	718	13075
SOUTHEAST-FLOR	-28	-318	240	0	-225	-125	825	300	350	400	400	106	1925
SOUTH-FLORIDA-	1502	374	993	575	450	1325	150	400	275	200	327	429	7000
FLORIDA	3474	-751	1242	1625	2375	3275	1950	2275	1900	1875	1507	1253	22000

1993 MONTHLY FORECAST

NORTH-FLORIDA-	1105	660	485	805	985	735	805	1160	635	630	910	835	9750
SOUTHEAST-FLOR	175	350	625	275	250	225	875	525	600	475	550	125	5050
SOUTH-FLORIDA-	525	500	695	505	565	610	550	580	415	445	435	375	6200
FLORIDA	1805	1510	1805	1585	1800	1570	2230	2265	1650	1550	1895	1335	21000

1994 ANNUAL FORECAST

NORTH-FLORIDA-													10225
SOUTHEAST-FLOR													2975
SOUTH-FLORIDA-													6300
FLORIDA													19500

1995 ANNUAL FORECAST

NORTH-FLORIDA-													
SOUTHEAST-FLOR													
SOUTH-FLORIDA-													
FLORIDA													

1996 ANNUAL FORECAST

NORTH-FLORIDA-													
SOUTHEAST-FLOR													
SOUTH-FLORIDA-													
FLORIDA													

1997 ANNUAL FORECAST

NORTH-FLORIDA-													
SOUTHEAST-FLOR													
SOUTH-FLORIDA-													
FLORIDA													

***** ELCS ***** EQUIV MAIN INSV (INCL ENEIDA, EXCL CPE MAIN) *****

1991 MONTHLY ACTUALS

NORTH-FLORIDA-	129742	130703	131118	132081	136198	136522	137657	137899	139423	139625	139907	140579	140579
SOUTHEAST-FLOR	129850	130237	130459	130620	133146	133381	133654	133128	132245	133153	134171	134672	134672
SOUTH-FLORIDA-	113341	113421	114325	114154	116654	117341	117431	117897	117805	117669	117625	117754	117754
FLORIDA	372933	374361	375902	376855	385998	387244	388742	388924	389473	390447	391703	393005	393005

1992 MONTHLY FORECAST

NORTH-FLORIDA-	142581	142605	140409	141459	143609	145684	146659	148234	149509	150784	151564	152282	152282
SOUTHEAST-FLOR	134702	142751	127948	127948	127723	127598	128423	128723	129073	129473	129873	129979	129979
SOUTH-FLORIDA-	119121	122036	119662	120237	120687	122012	122162	122562	122837	123037	123364	123793	123793
FLORIDA	396404	407392	388019	389644	392019	395294	397244	399519	401419	403294	404801	406054	406054

1993 MONTHLY FORECAST

NORTH-FLORIDA-	153387	154047	154532	155337	156322	157057	157862	159022	159657	160287	161197	162032	162032
SOUTHEAST-FLOR	130154	130504	131129	131404	131654	131879	132754	133279	133879	134354	134904	135029	135029
SOUTH-FLORIDA-	124318	124818	125513	126018	126583	127193	127743	128323	128738	129183	129618	129993	129993
FLORIDA	407859	409369	411174	412759	414559	416129	418359	420624	422374	423824	425719	427054	427054

JAN FEB MAR APR MAY JUN JUL AUG SEP OCT NOV DEC YEAR

**** ELCS ***** EQUIV_MAIN_INSV (INCL_ENEIS, EXCL_CPE_MAIN) *****

994 ANNUAL FORECAST-----

NORTH-FLORIDA-													172257
SOUTHEAST-FLOR													139004
SOUTH-FLORIDA-													136293
FLORIDA													446554

995 ANNUAL FORECAST-----

NORTH-FLORIDA-													
SOUTHEAST-FLOR													
SOUTH-FLORIDA-													
FLORIDA													

996 ANNUAL FORECAST-----

NORTH-FLORIDA-													
SOUTHEAST-FLOR													
SOUTH-FLORIDA-													
FLORIDA													

997 ANNUAL FORECAST-----

NORTH-FLORIDA-													
SOUTHEAST-FLOR													
SOUTH-FLORIDA-													
FLORIDA													

COIN ORGANIZATION REPORT
ADMINISTRATIVE FORECAST OF STATION ACTIVITY

09/02/92

050192C 1993 COMMITMENT

1. TOTAL PUBLIC ACCESS LINE INWD MOVT	REPORTED
2. TOTAL PUBLIC ACCESS LINE OUTD MOVT	REPORTED
3. TOTAL PUBLIC ACCESS GAIN	REPORTED
4. TOTAL PUBLIC ACCESS LINES INSV	REPORTED
5. AVG TOTAL PUBLIC ACCESS LINES INSV	REPORTED

NOTE: ACTUALS FOR 1992 UPDATED THROUGH MAR

FO1A17Z 01075

FO1B03Z 00466

25

VIEW: 0501920 1993 COMMITMENT
FORM: COIN

COIN ORGANIZATION REPORT
ADMINISTRATIVE FORECAST OF STATION ACTIVITY

DATE: 09/02/92
PAGE 1

1
2
3
4
5
6
7
8

JAN FEB MAR APR MAY JUN JUL AUG SEP OCT NOV DEC YEAR

***** TCM1 ***** TOTAL PUBLIC ACCESS LINE INWD MOVT *****

1991 MONTHLY ACTUALS

NORTH-FLORIDA-	412	582	430	537	477	524	653	527	370	551	273	358	5694
SOUTHEAST-FLOR	470	425	597	992	632	787	775	522	367	705	377	413	7062
SOUTH-FLORIDA-	332	357	524	660	393	314	386	388	440	415	350	393	4952
FLORIDA	1214	1364	1551	2189	1502	1625	1814	1437	1177	1671	1000	1164	17708

1992 MONTHLY FORECAST

NORTH-FLORIDA-													
SOUTHEAST-FLOR													
SOUTH-FLORIDA-													
FLORIDA													

10
11
12
13
14

1993 MONTHLY FORECAST

NORTH-FLORIDA-													
SOUTHEAST-FLOR													
SOUTH-FLORIDA-													
FLORIDA													

15
16
17
18
19

1994 ANNUAL FORECAST

NORTH-FLORIDA-													
SOUTHEAST-FLOR													
SOUTH-FLORIDA-													
FLORIDA													

20
21
22
23
24

1995 ANNUAL FORECAST

NORTH-FLORIDA-													
SOUTHEAST-FLOR													
SOUTH-FLORIDA-													
FLORIDA													

1996 ANNUAL FORECAST

NORTH-FLORIDA-													
SOUTHEAST-FLOR													
SOUTH-FLORIDA-													
FLORIDA													

1997 ANNUAL FORECAST

NORTH-FLORIDA-													
SOUTHEAST-FLOR													
SOUTH-FLORIDA-													
FLORIDA													

***** TCM0 ***** TOTAL PUBLIC ACCESS LINE OUID MOVT *****

1991 MONTHLY ACTUALS

NORTH-FLORIDA-	353	556	366	474	548	602	733	622	558	480	205	488	5985
SOUTHEAST-FLOR	305	364	464	898	513	527	729	393	393	961	831	840	7208
SOUTH-FLORIDA-	233	236	423	606	343	477	408	366	620	531	227	415	4885
FLORIDA	891	1156	1253	1978	1404	1606	1870	1381	1561	1972	1263	1743	18078

NOTE: ACTUALS FOR 1992 UPDATED THROUGH MAR

FO1A17Z 01076

FO1B03Z 00467

26

NEW 0501900 1993 COMMITMENT
FORM: COIN

COIN ORGANIZATION REPORT
ADMINISTRATIVE FORECAST OF STATION ACTIVITY

DATE: 09/02/92
PAGE 2

JAN FEB MAR APR MAY JUN JUL AUG SEP OCT NOV DEC YEAR

***** TCMO ***** TOTAL PUBLIC ACCESS LINE_OUJD_MOVI *****

1992 MONTHLY FORECAST-----
NORTH-FLORIDA-
SOUTHEAST-FLO
SOUTH-FLORIDA-
FLORIDA

1993 MONTHLY FORECAST-----
NORTH-FLORIDA-
SOUTHEAST-FLO
SOUTH-FLORIDA-
FLORIDA

1994 ANNUAL FORECAST-----
NORTH-FLORIDA-
SOUTHEAST-FLO
SOUTH-FLORIDA-
FLORIDA

1995 ANNUAL FORECAST-----
NORTH-FLORIDA-
SOUTHEAST-FLO
SOUTH-FLORIDA-
FLORIDA

1996 ANNUAL FORECAST-----
NORTH-FLORIDA-
SOUTHEAST-FLO
SOUTH-FLORIDA-
FLORIDA

1997 ANNUAL FORECAST-----
NORTH-FLORIDA-
SOUTHEAST-FLO
SOUTH-FLORIDA-
FLORIDA

***** TCMG ***** TOTAL PUBLIC ACCESS_GAIN *****

1991 MONTHLY ACTUALS -----

NORTH-FLORIDA-	59	26	64	63	-71	-78	-80	-95	-188	71	68	-130	-291
SOUTHEAST-FLO	165	61	133	94	119	260	46	129	-16	-256	-454	-427	-146
SOUTH-FLORIDA-	99	121	101	54	50	-163	-22	22	-180	-116	123	-26	63
FLORIDA	323	208	298	211	98	19	-56	56	-384	-301	-263	-583	-374

1992 MONTHLY FORECAST--
NORTH-FLORIDA-
SOUTHEAST-FLO
SOUTH-FLORIDA-
FLORIDA

1993 MONTHLY FORECAST--
NORTH-FLORIDA-
SOUTHEAST-FLO
SOUTH-FLORIDA-
FLORIDA

1
2
3
4

5
6
7
8
9
10
11
12
13
14
15
16
17
18
19
20

25

30

36

41
42
43
44
45
46
47
48
49
50
FOIA17Z 01077

27

VIEW: 0501720 1993 COMMITMENT
FORM: COIN

COIN ORGANIZATION REPORT
ADMINISTRATIVE FORECAST OF STATION ACTIVITY

DATE: 09/02/92
PAGE 3

JAN FEB MAR APR MAY JUN JUL AUG SEP OCT NOV DEC YEAR

***** TCMS ***** TOTAL PUBLIC ACCESS GAIN *****

1994 ANNUAL FORECAST-----
NORTH-FLORIDA-
SOUTHEAST-FLO
SOUTH-FLORIDA-
FLORIDA

5
6
7
8
9

1995 ANNUAL FORECAST-----
NORTH-FLORIDA-
SOUTHEAST-FLO
SOUTH-FLORIDA-
FLORIDA

10

1996 ANNUAL FORECAST-----
NORTH-FLORIDA-
SOUTHEAST-FLO
SOUTH-FLORIDA-
FLORIDA

15

1997 ANNUAL FORECAST-----
NORTH-FLORIDA-
SOUTHEAST-FLO
SOUTH-FLORIDA-
FLORIDA

20

***** TCMS ***** TOTAL PUBLIC ACCESS LINES INSV *****

25

1991 MONTHLY ACTUALS	-----												
NORTH-FLORIDA-	29473	29497	29561	29624	29553	29475	29395	29337	29166	29236	29304	29175	29175
SOUTHEAST-FLO	25754	25819	26001	26099	26220	26480	26527	26657	26666	26438	25981	25554	25554
SOUTH-FLORIDA-	20980	21101	21202	21256	21308	21145	21123	21142	20970	20867	20990	20964	20964
FLORIDA	76207	76417	76764	76979	77081	77100	77045	77136	76802	76541	76275	75693	75693

26

1992 MONTHLY FORECAST----
NORTH-FLORIDA-
SOUTHEAST-FLO
SOUTH-FLORIDA-
FLORIDA

31
32
33
34
35

1993 MONTHLY FORECAST----
NORTH-FLORIDA-
SOUTHEAST-FLO
SOUTH-FLORIDA-
FLORIDA

36
37
38
39
40

1994 ANNUAL FORECAST----
NORTH-FLORIDA-
SOUTHEAST-FLO
SOUTH-FLORIDA-
FLORIDA

41
42
43
44
45

1995 ANNUAL FORECAST-----
NORTH-FLORIDA-
SOUTHEAST-FLO
SOUTH-FLORIDA-
FLORIDA

FO1A17Z 01078

FO1B03Z 00469

20

FIG# 050120 1993 COMMITMENT
FORM: COIN

COIN ORGANIZATION REPORT
ADMINISTRATIVE FORECAST OF STATION ACTIVITY

DATE: 09/02/92
PAGE 4

JAN FEB MAR APR MAY JUN JUL AUG SEP OCT NOV DEC YEAR

***** TCMS ***** TOTAL PUBLIC ACCESS LINES INSV *****

1996 ANNUAL FORECAST-----

NORTH-FLORIDA-
SOUTHEAST-FLO
SOUTH-FLORIDA-
FLORIDA

1997 ANNUAL FORECAST-----

NORTH-FLORIDA-
SOUTHEAST-FLO
SOUTH-FLORIDA-
FLORIDA

***** ACMS ***** AVG TOTAL PUBLIC ACCESS LINES INSV *****

1991 MONTHLY ACTUALS-----

NORTH-FLORIDA-	29443	29485	29529	29592	29588	29514	29435	29366	29251	29201	29270	29239	29409
SOUTHEAST-FLO	25670	25786	25910	26050	26159	26350	26503	26592	26661	26552	26209	25767	26184
SOUTH-FLORIDA-	20931	21040	21151	21229	21282	21226	21134	21132	21056	20918	20928	20977	21083
FLORIDA	76044	76312	76590	76871	77030	77090	77072	77090	76969	76671	76408	75984	76677

1992 MONTHLY FORECAST-----

NORTH-FLORIDA-
SOUTHEAST-FLO
SOUTH-FLORIDA-
FLORIDA

1993 MONTHLY FORECAST-----

NORTH-FLORIDA-
SOUTHEAST-FLO
SOUTH-FLORIDA-
FLORIDA

1994 ANNUAL FORECAST-----

NORTH-FLORIDA-
SOUTHEAST-FLO
SOUTH-FLORIDA-
FLORIDA

1995 ANNUAL FORECAST-----

ORTH-FLORIDA-
SOUTHEAST-FLO
SOUTH-FLORIDA-
FLORIDA

1996 ANNUAL FORECAST-----

NORTH-FLORIDA-
SOUTHEAST-FLO
SOUTH-FLORIDA-
FLORIDA

1997 ANNUAL FORECAST-----

NORTH-FLORIDA-
SOUTHEAST-FLO
SOUTH-FLORIDA-
FLORIDA

9

5

10

15

16

21

22

23

24

25

26

27

28

29

30

31

32

33

34

35

F01A17Z 01079

F01B03Z 00470