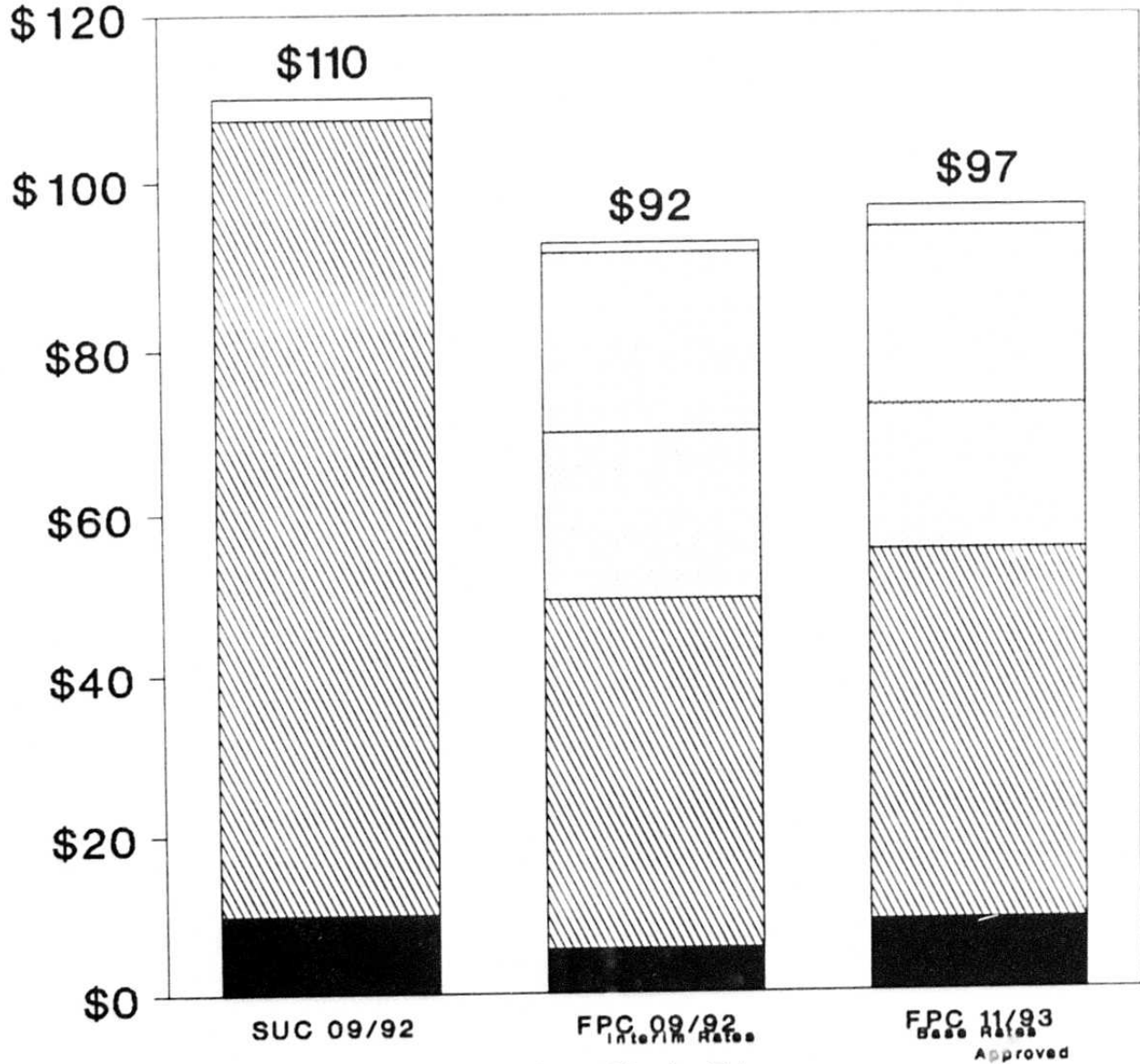


AMENDED EXHIBIT _____, (SFN-5)

**AMENDED COMPARISON OF CHARGES FOR
ELECTRIC SERVICE PROVIDED BY
SEBRING UTILITIES COMMISSION
AND
FLORIDA POWER (INCLUDING SR-1)**

1. Residential charges
2. Residential savings with Florida Power for different usages
3. General Service Non Demand charges
4. General Service Non Demand savings with Florida Power for different usages
5. General Service Demand charges at 27% load factor
6. General Service Demand savings with Florida Power for different usages
7. General Service Demand charges at 55% load factor
8. General Service Demand savings with Florida Power for different usages
9. Comparison of charges for churches
10. Billing comparison City of Sebring residents
11. Billing comparison for customers outside the City limits of Sebring.

Residential Charges For 1,000 kWh per month REVISED



Residential Charges

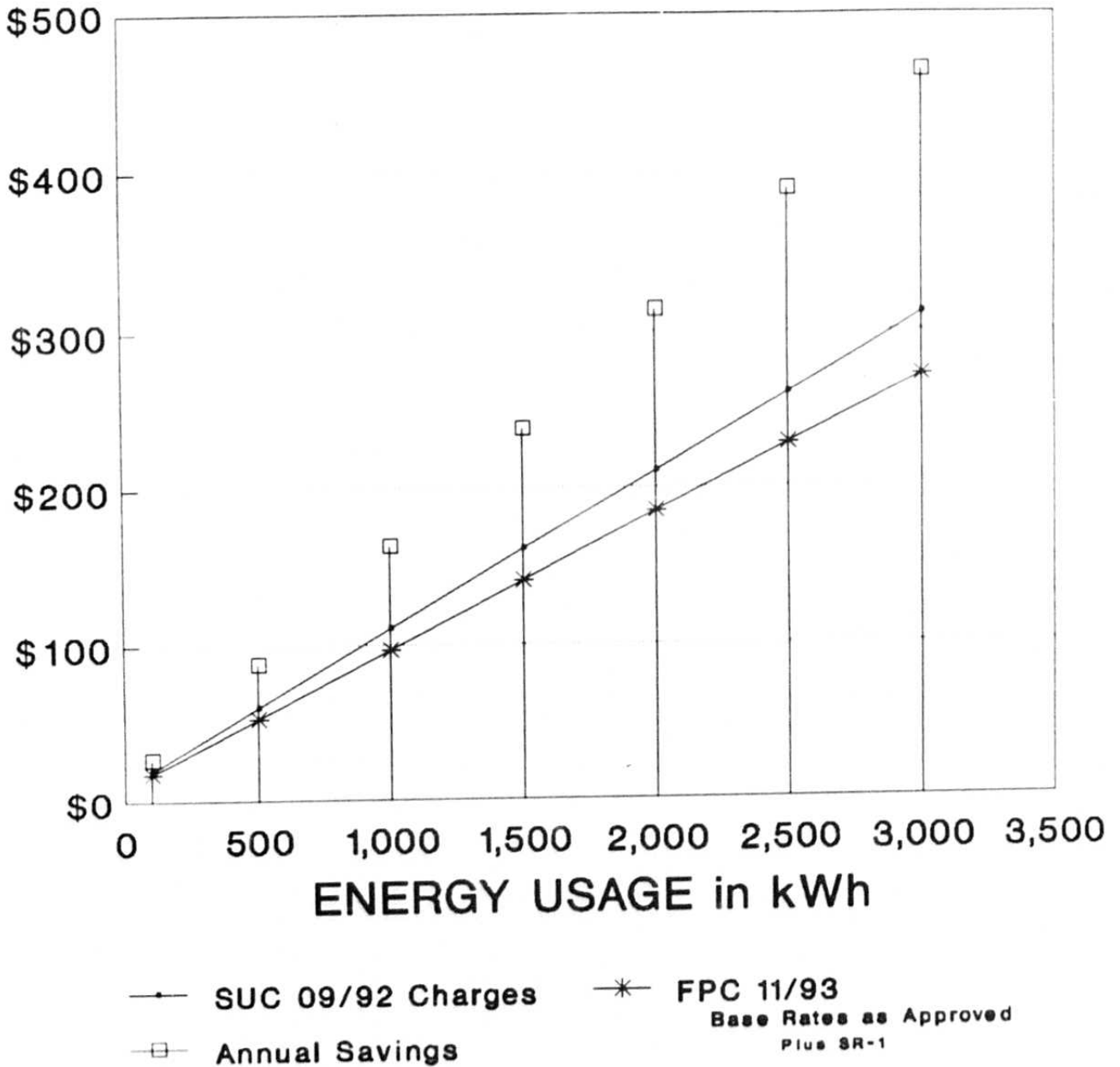
- Customer Chg
- Energy Charge
- Fuel Adjustment
- SR-1
- Gross Receipts Tax

Excl Franchise Fee/Municipal Utility Tax

RESIDENTIAL

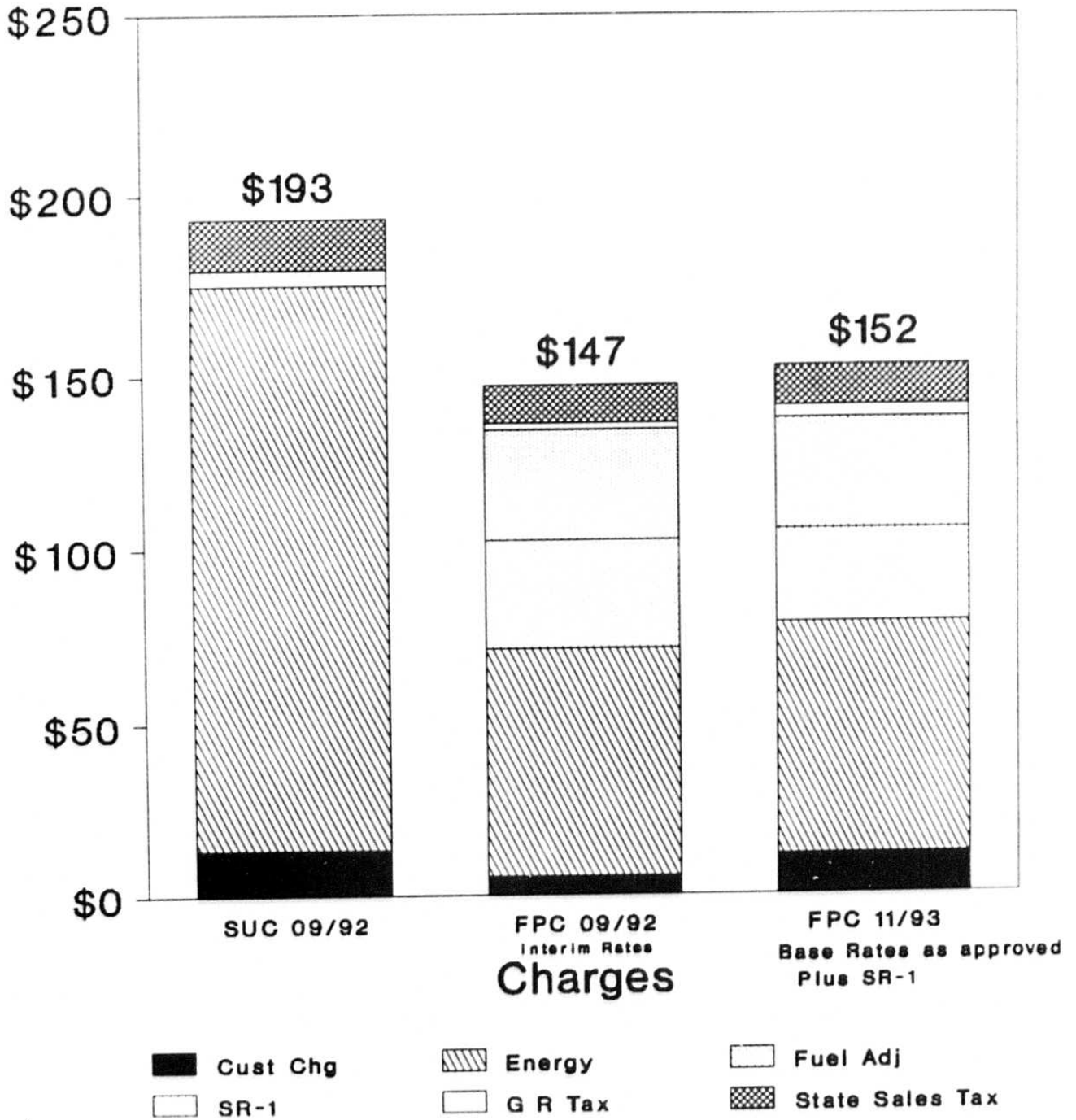
Savings with Florida Power

REVISED



Excl Franchise Fee/Municipal Utility Tax

General Service - Non Demand For 1,500 kWh per month REVISED

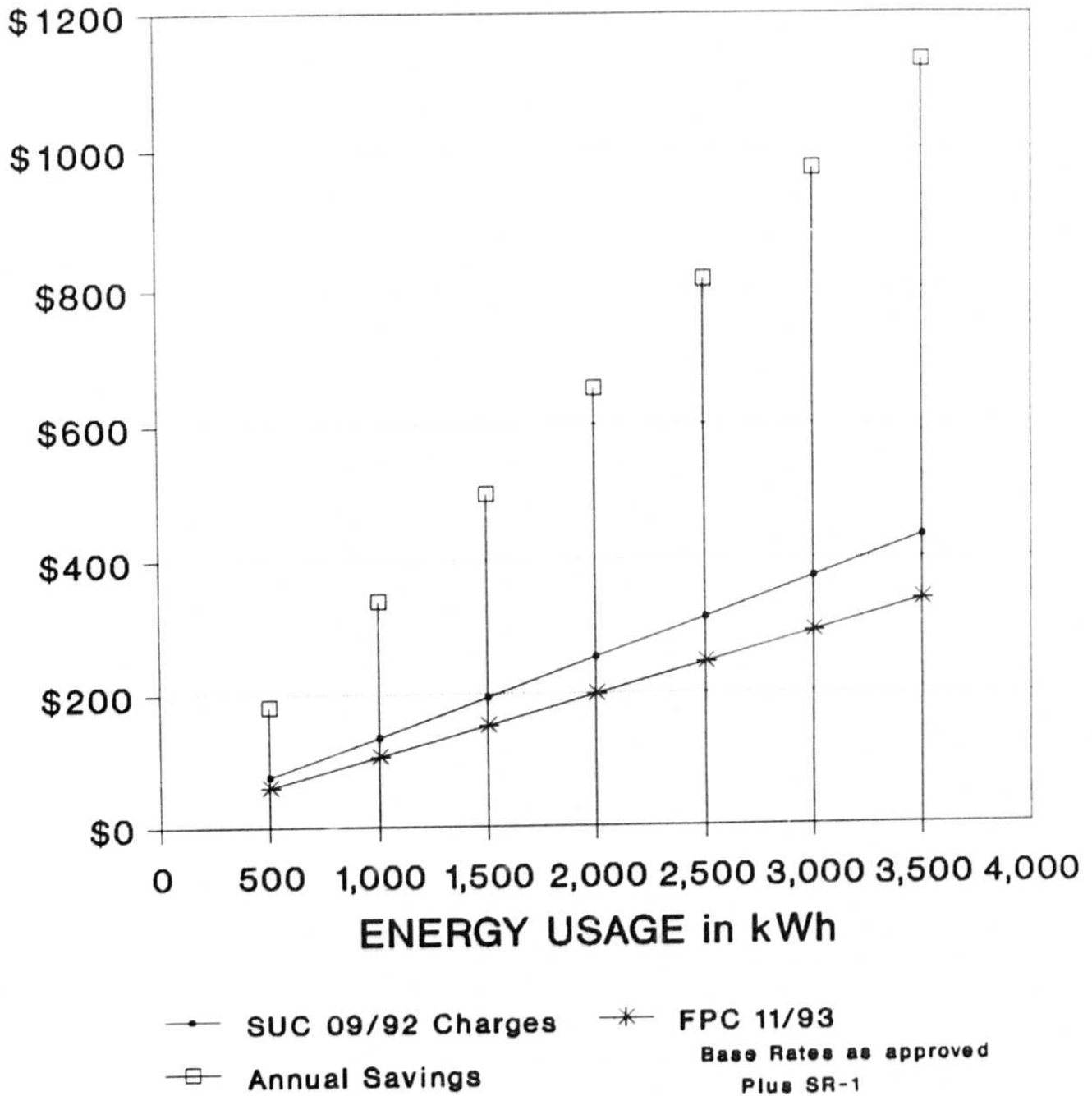


Excl Franchise Fee/Municipal Utility Tax

GENERAL SERVICE - NON DEMAND

Savings with Florida Power

REVISED

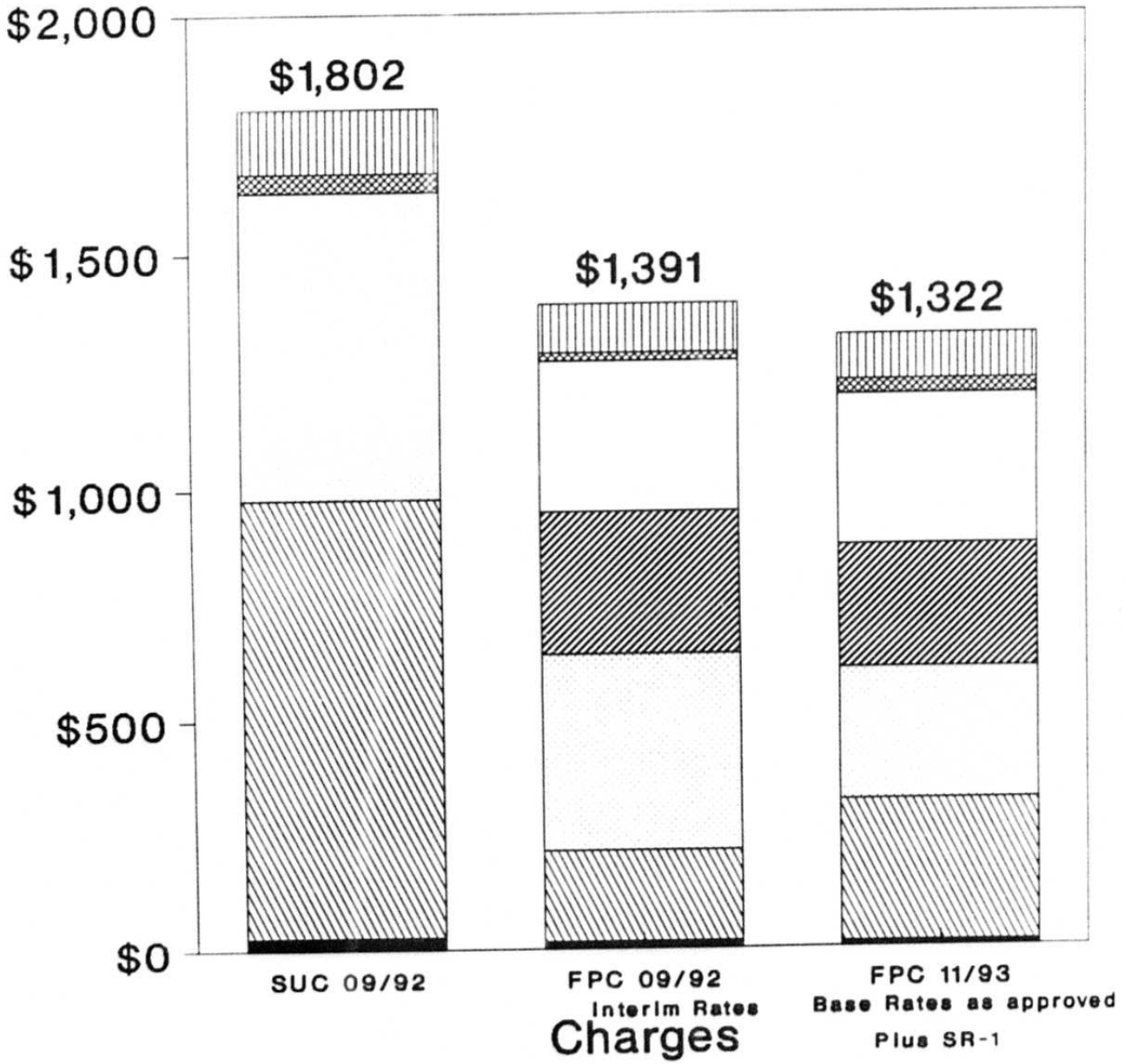


Incl State Sales tax/Excl. F.F. & M.U.T.

General Service - Demand

For 15,000 kWh and 75 kW per month (27% Load Factor)

REVISED



Cust Chg
 Energy
 Demand
 Fuel Adj
 SR-1
 G R Tax
 Sales Tax

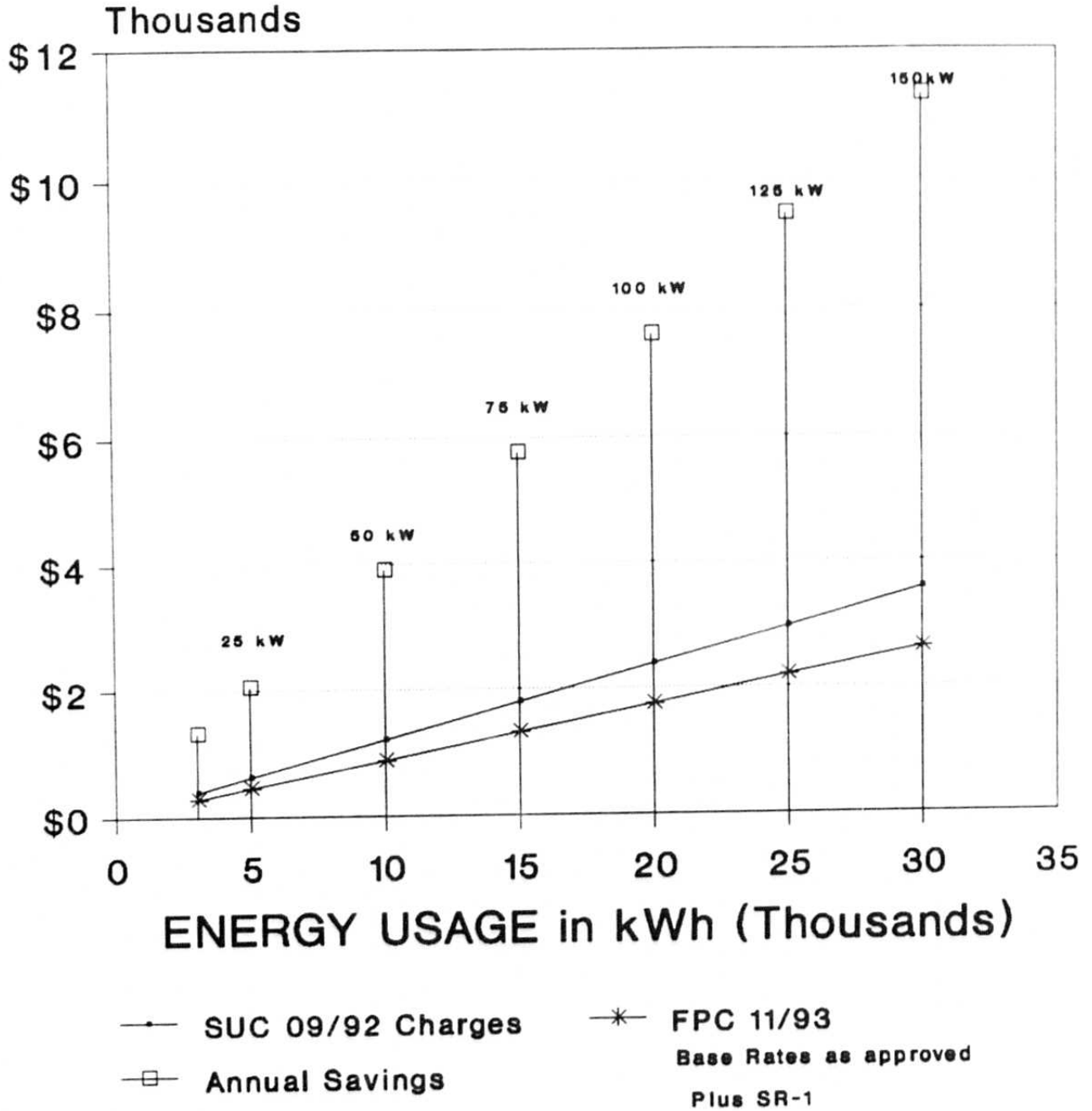
Excl Franchise Fee/Municipal Utility Tax

GENERAL SERVICE - DEMAND

Savings with Florida Power

For 27% Load Factor

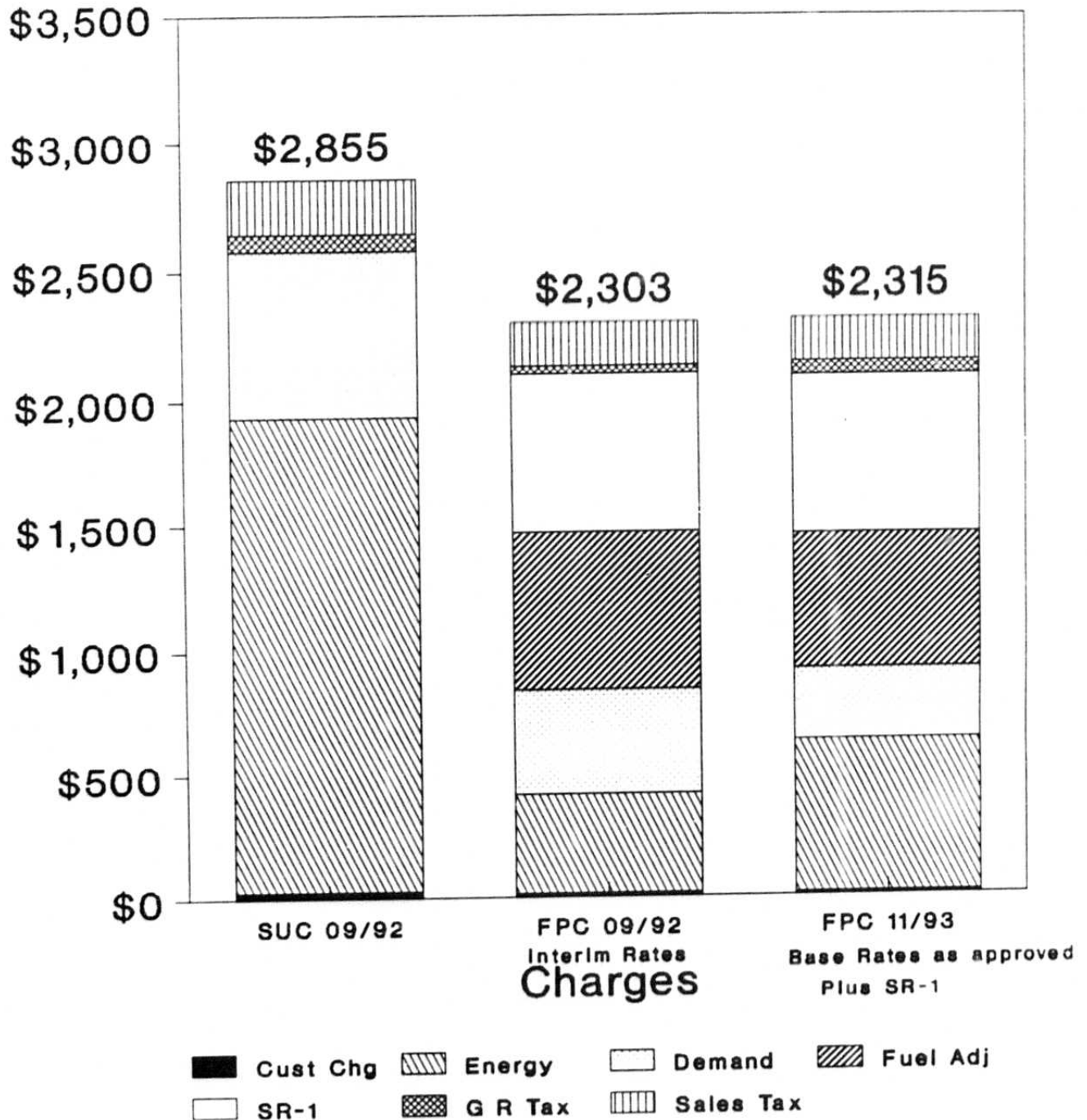
REVISED



General Service - Demand

For 30,000 kWh and 75 kW per month (55% Load Factor)

REVISED

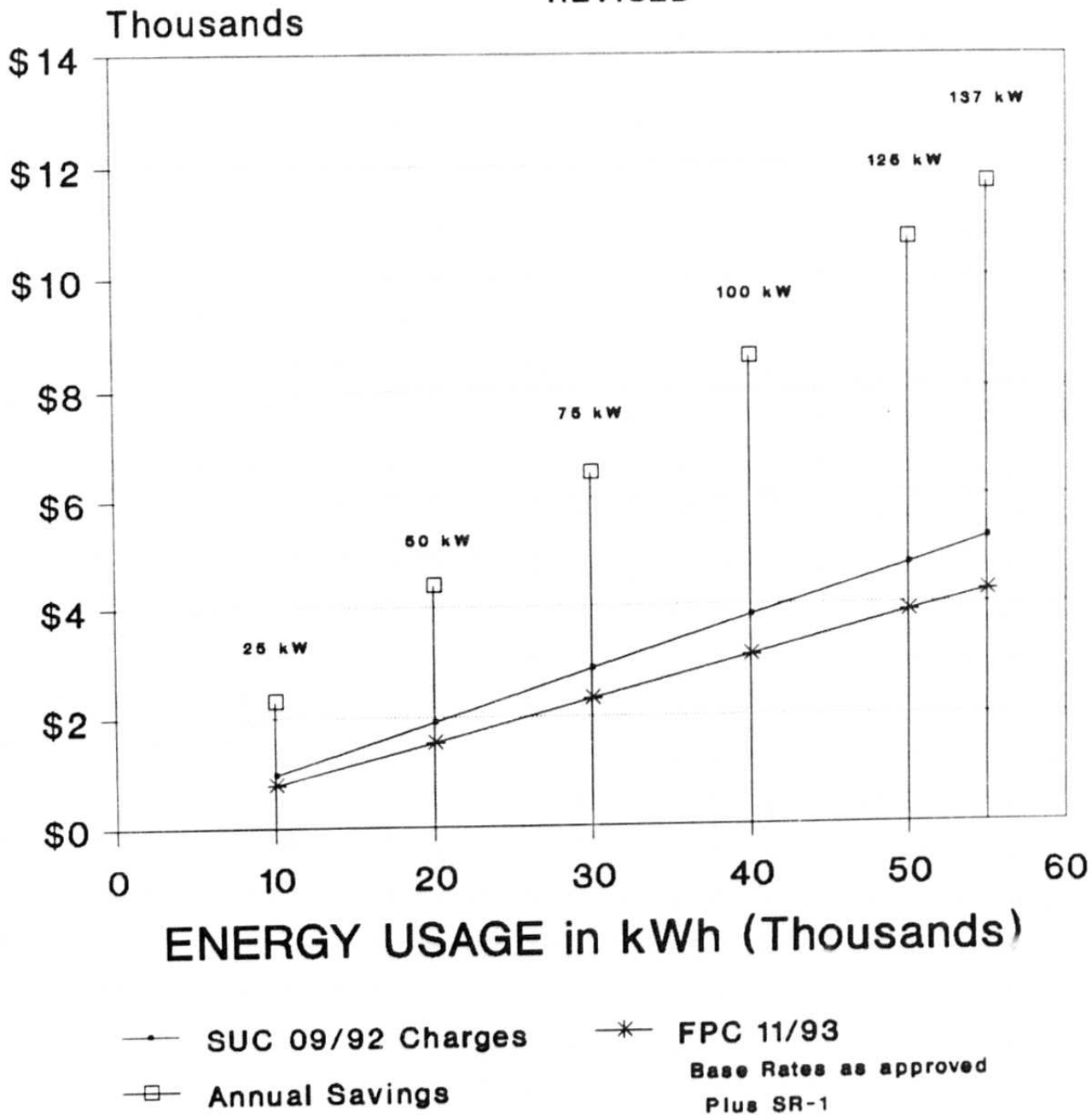


Excl Franchise Fee/Municipal Utility Tax

GENERAL SERVICE - DEMAND

Savings with Florida Power For 55% Load Factor

REVISED



**COMPARISON OF CHARGES FOR CHURCHES
 REVISED**

	Sebring	Florida Power	ANNUAL SAVINGS
	Rates @ 9/92 (R-1)	Approved base rates @11/93 (GS-1) <i>Including Sebring Rider</i>	
SMALL CHURCHES – average use of 400 kWh per month	\$50.11	\$46.33	\$45.42
MEDIUM CHURCHES – average use of 1,806 kWh (Demand ranging from 19 kW to 82 KW)	\$195.02	\$166.98	\$336.49
LARGE CHURCHES – average use of 12,203 kWh per month (Demand ranging from 68 kW to 322 kW)	\$1,235.13	\$1,059.18	\$2,111.40

Billing Comparison (REVISED)

City of Sebring Residents

		<u>Sebring</u> <u>Rates @ 9/92</u> (1)	<u>Florida Power</u> <u>Approved base rates</u> <u>@ 11/93</u> (2) <i><u>Including Sebring Rider</u></i>	<u>ANNUAL</u> <u>SAVINGS</u> (3)
Typical Residential Bill for:	700 kWh	\$88.41	\$78.71	\$116.40
<i>With Florida Power's Load Management</i>			<i>\$67.68</i>	<i>\$248.82</i>
<i>At the Maximum Credit</i>				
Typical Residential Bill for:	1,000 kWh	\$121.47	\$107.91	\$162.72
<i>With Florida Power's Load Management</i>			<i>\$89.06</i>	<i>\$388.92</i>
<i>At the Maximum Credit</i>				
Sample Customer Charges for General Service Non Demand:	1,500 kWh	\$211.99	\$168.79	\$518.39
<i>including State and county sales tax</i>				
Sample Customer Charges for General Service Demand:	15,000 kWh 75 kW	\$1,973.51	\$1,458.78	\$6,176.74
<i>including State and county sales tax</i>				

1. SUC rates are currently in effect. Without the sale to Florida Power, SUC rates could be increased 37%.
2. Florida Power base rates as approved by the Florida Public Service Commission.
Florida Power billings include current billing adjustment modified for demand allocators where applicable.
3. The Florida Power charges does not consider the going concern value of the Sebring system.
Inclusion of such a value will lower Florida Power's charges, and increase customers' savings.

Billing Comparison (REVISED)

Customers outside the City Limits of Sebring

		Sebring Rates @ 9/92 (1)	Florida Power Approved base rates @ 11/93 (2) <i>Including Sebring Rider</i>	ANNUAL SAVINGS (3)
Typical Residential Charges for:	700 kWh	\$80.12	\$70.33	\$117.48
<i>With Florida Power's Load Management</i>			\$59.30	\$249.90
<i>At the Maximum Credit</i>				
Typical Residential Charges for:	1,000 kWh	\$110.14	\$96.59	\$162.60
<i>With Florida Power's Load Management</i>			\$80.42	\$356.64
<i>At the Maximum Credit</i>				
Sample Customer Charges for General Service Non Demand:	1,500 kWh	\$193.39	\$151.98	\$496.98
<i>including State and county sales tax</i>				
Sample Customer Charges for General Service Demand:	15,000 kWh	\$1,801.75	\$1,321.94	\$5,757.74
<i>including State and county sales tax</i>		75 kW		

1. SUC rates are currently in effect. Without the sale to Florida Power, SUC rates could be increased 37%.
2. Florida Power base rates as approved by the Florida Public Service Commission.
Florida Power billings include current billing adjustment modified for demand allocators where applicable.
3. The Florida Power charges does not consider the going concern value of the Sebring system.
Inclusion of such a value will lower Florida Power's charges, and increase customers' savings.