

Ausley, McMullen, McGehee, Carothers & Proctor
Attorneys at Law

Washington Square Building
227 S. Calhoun Street - 32301
P. O. Box 391 - 32302
Tallahassee, Florida

Telephone 904 224-9115
Telecopier 904 222-7560 Main Building
Telecopier 904 222-7139 Real Estate
Telecopier 904 222-7952 Utilities

January 12, 1994

HAND DELIVERED

Jenn Johnson Hart
Kenneth R. Hart
David J. Hull
E. Martin McGehee (Retired)
Carolyn D. Olive
R. Stan Peeler
Robert A. Pierce
H. Palmer Proctor
M. Julien Proctor, Jr.
Steven P. Seymore
William M. Smith
Deborah J. Stephens
James Harold Thompson
J. Jeffrey Whelan
Emily S. Waugh
C. Gary Williams
Lee L. Willie

Charles S. Ausley (1907-1972)
John C. Ausley (1912-1980)
D. Fred McMullen (1904-1980)
Gerald T. Hart (1948-1991)
DuBose Ausley
Margaret B. Ausley
James D. Beasley
Michael P. Bruyere
C. Graham Carothers
Kevin J. Carroll
Robert N. Clarke, Jr.
J. Marshall Conrad
Timothy B. Elliott
Stephen C. Emmanuel
John P. Fong
Van P. Geeker
Michael J. Glazer
Carla A. Green

ORIGINAL
FILE COPY

Mr. Steve C. Tribble, Director
Division of Records and Reporting
Florida Public Service Commission
101 East Gaines Street
Tallahassee, Florida 32301

Re: Fuel and Purchased Power Cost Recovery Clause
and Generating Performance Incentive Factor;
FPSC Docket No. 940001-EI

Dear Mr. Tribble:

Enclosed for filing in the above-styled docket are fifteen (15) copies of Tampa Electric Company's Forms 423-1, 423-1(a), 423-1(b), 423-2, 423-2(a), 423-2(b) and 423-2(c) for the month of November 1993. Portions of Forms 423-1(a), 423-2, 423-2(a), 423-2(b) and 423-2(c) have been whited out to delete certain confidential proprietary business information which is the subject of a separate request for specified confidential treatment being simultaneously filed herewith.

ACK

AFA

APP

CAF

CMU

CTR

EAG

LEG

LIW

OPC

RCH

SEC

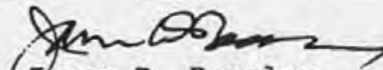
WAS

OTH

Please acknowledge receipt and filing of the above by stamping the duplicate copy of this letter and returning same to this writer.

Thank you for your assistance in connection with this matter.

Sincerely,


James D. Beasley

cc: All Parties of Record (w/o encls.)

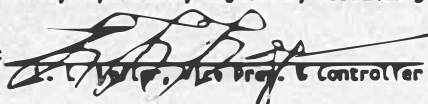
DOCUMENT NUMBER-DATE

00415 JAN 12 94

FPSC-RECORDS/REPORTING

ORIGINAL
FILE COPY

MONTHLY REPORT OF COST AND QUALITY OF FUEL OIL FOR ELECTRIC PLANTS
ORIGIN, VOLUME, DELIVERED PRICE AND AS RECEIVED QUALITY

1. Reporting Month: November Year: 1993
2. Reporting Company: Tampa Electric Company
3. Name, Title & Telephone Number of Contact Person Concerning Data
Submitted on this Form: Jeffrey Chronister, Supervisor, Regulatory Accounting
(813) - 228 - 1609
4. Signature of Official Submitting Report:  E. L. [unclear], Vice Pres. & Controller
5. Date Completed: January 14, 1994

Line No. (a)	Plant Name (b)	Supplier Name (c)	Shipping Point (d)	Purchase Type (e)	Delivery Location (f)	Delivery Date (g)	Type Oil (h)	Sulfur Content % (i)	BTU Content (BTU/Gal) (j)	Volume (Bbls) (k)	Delivered Price (\$/Bbl) (l)
1.	Gannon	Coastal Fuels	Tampa	LTC	Gannon	11-10-93	F02	*	*	348.70	\$23.1279
2.	Gannon	Coastal Fuels	Tampa	LTC	Gannon	11-23-93	F02	*	*	4,240.50	\$23.3945
3.	Hookers Pt	Coastal Fuels	Tampa	LTC	Hookers Pt	11-19-93	F02	*	*	132.41	\$23.5910
4.	Phillips	Coastal Fuels	Tampa	LTC	Phillips	11-11-93	F02	0.24	139,565	355.09	\$23.9235
5.	Phillips	Coastal Fuels	Tampa	LTC	Phillips	11-13-93	F02	0.24	139,565	142.02	\$23.9861
6.	Phillips	Coastal Fuels	Tampa	LTC	Phillips	11-01-93	F06	2.42	150,327	293.50	\$14.4300
7.	Phillips	Coastal Fuels	Tampa	LTC	Phillips	11-01-93	F06	2.42	150,327	151.22	\$14.4300
8.	Phillips	Coastal Fuels	Tampa	LTC	Phillips	11-02-93	F06	2.42	150,327	294.77	\$14.4300
9.	Phillips	Coastal Fuels	Tampa	LTC	Phillips	11-02-93	F06	2.42	150,327	295.12	\$14.4300
10.	Phillips	Coastal Fuels	Tampa	LTC	Phillips	11-03-93	F06	2.48	149,353	446.39	\$14.4300
11.	Phillips	Coastal Fuels	Tampa	LTC	Phillips	11-04-93	F06	2.47	149,446	1,186.18	\$14.4300
12.	Phillips	Coastal Fuels	Tampa	LTC	Phillips	11-18-93	F06	2.40	150,114	148.00	\$13.1800
13.	Phillips	Coastal Fuels	Tampa	LTC	Phillips	11-19-93	F06	2.40	150,114	145.43	\$13.1800
14.	Phillips	Coastal Fuels	Tampa	LTC	Phillips	11-19-93	F06	2.39	150,118	1,192.88	\$13.1800
15.	Phillips	Coastal Fuels	Tampa	LTC	Phillips	11-20-93	F06	2.34	150,124	1,469.79	\$13.0570
16.	Phillips	Coastal Fuels	Tampa	LTC	Phillips	11-22-93	F06	2.59	149,865	436.65	\$12.8700
17.	Phillips	Coastal Fuels	Tampa	LTC	Phillips	11-30-93	F06	2.42	150,327	446.13	\$12.8700
18.											
19.											
20.											
21.											
22.											
23.											
24.											
25.											

* No analysis taken.
FPSC FORM 423-1 (2/87)

DOCUMENT NUMBER-DATE

00415 JAN 12 94

FPSC-RECORDS/REPORTING

MONTHLY REPORT OF COST AND QUALITY OF FUEL OIL FOR ELECTRIC PLANTS
DETAIL OF INVOICE AND TRANSPORTATION CHARGES

1. Reporting Month: November Year: 1993
2. Reporting Company: Tampa Electric Company

3. Name, Title & Telephone Number of Contact Person Concerning Data
Submitted on this Form: Jeffrey Chronister, Supervisor, Regulatory Accounting
(813) - 228 - 1609

4. Signature of Official Submitting Report: Vice Pres. & Controller

5. Date Completed: January 14, 1994

Line No. (a)	Plant Name (b)	Supplier Name (c)	Delivery Location (d)	Delivery Date (e)	Type Oil (f)	Volume (Bbls) (g)	Invoice Price (\$/Bbl) (h)	Invoice Amount \$ (i)	Discount \$ (j)	Net Amount \$ (k)	Net Price (\$/Bbl) (l)	Quality Adjust. (\$/Bbl) (m)	Effective Purchase Price (\$/Bbl) (n)	Transport to Terminal (\$/Bbl) (o)	Add'l Transport Charges (\$/Bbl) (p)	Other Charges (\$/Bbl) (q)	Delivered Price (\$/Bbl) (r)
1.	Garmon	Coastal Fuels	Garmon	11-10-93	F02	348.70									\$0.0000	\$0.0000	\$23.1279
2.	Garmon	Coastal Fuels	Garmon	11-23-93	F02	4,240.50									\$0.0000	\$0.0000	\$23.3945
3.	Hookers Pt	Coastal Fuels	Hookers Pt	11-19-93	F02	132.41									\$0.0000	\$0.0000	\$23.5910
4.	Phillips	Coastal Fuels	Phillips	11-11-93	F02	355.09									\$0.0000	\$0.0000	\$23.9235
5.	Phillips	Coastal Fuels	Phillips	11-13-93	F02	142.02									\$0.0000	\$0.0000	\$23.9861
6.	Phillips	Coastal Fuels	Phillips	11-01-93	F06	293.50									\$0.0000	\$0.0000	\$14.4300
7.	Phillips	Coastal Fuels	Phillips	11-01-93	F06	151.22									\$0.0000	\$0.0000	\$14.4300
8.	Phillips	Coastal Fuels	Phillips	11-02-93	F06	294.77									\$0.0000	\$0.0000	\$14.4300
9.	Phillips	Coastal Fuels	Phillips	11-02-93	F06	295.12									\$0.0000	\$0.0000	\$14.4300
10.	Phillips	Coastal Fuels	Phillips	11-03-93	F06	446.39									\$0.0000	\$0.0000	\$14.4300
11.	Phillips	Coastal Fuels	Phillips	11-04-93	F06	1,186.18									\$0.0000	\$0.0000	\$14.4300
12.	Phillips	Coastal Fuels	Phillips	11-18-93	F06	148.00									\$0.0000	\$0.0000	\$13.1800
13.	Phillips	Coastal Fuels	Phillips	11-19-93	F06	145.43									\$0.0000	\$0.0000	\$13.1800
14.	Phillips	Coastal Fuels	Phillips	11-19-93	F06	1,192.88									\$0.0000	\$0.0000	\$13.1800
15.	Phillips	Coastal Fuels	Phillips	11-20-93	F06	1,469.79									\$0.0000	\$0.0000	\$13.0570
16.	Phillips	Coastal Fuels	Phillips	11-22-93	F06	436.65									\$0.0000	\$0.0000	\$12.8700
17.	Phillips	Coastal Fuels	Phillips	11-30-93	F06	446.13									\$0.0000	\$0.0000	\$12.8700
18.																	
19.																	
20.																	
21.																	
22.																	
23.																	
24.																	
25.																	
26.																	

**MONTHLY REPORT OF COST AND QUALITY OF FUEL OIL FOR ELECTRIC PLANTS
REPORT OF ADJUSTMENTS TO PREVIOUS OIL DELIVERIES**

1. Reporting Month: November Year: 1993
 2. Reporting Company: Tampa Electric Company

3. Name, Title & Telephone Number of Contact Person Concerning Data
 Submitted on this Form: Jeffrey Chronister, Supervisor, Regulatory Accounting
 (813) - 228 - 1609

4. Signature of Official Submitting Report:  E. L. Smith, Vice Pres. & Controller

5. Date Completed: January 14, 1994


Line No. (a)	Month Reported (b)	Form Plant Name (c)	Supplier (d)	Original Line Number (e)	Old Volume (Bbls) (f)	Form No. (g)	Column Designator & Title (h)	Old Value (i)	New Value (j)	New Delivered Price (k)	Reason for Revision (l)
1.	April, 1993	Gannon	Coastal Fuels	1.	3,652.99	423-1(a)	Column (m), Quality Adj.	\$0.0000	\$0.1804	\$25.3389	Quality Adj.
2.	May, 1993	Gannon	Coastal Fuels	1.	3,533.71	423-1(a)	Column (m), Quality Adj.	\$0.0000	\$0.1804	\$25.3599	Quality Adj.
3.	May, 1993	Big Bend	Coastal Fuels	4.	10,395.89	423-1(a)	Column (m), Quality Adj.	\$0.0000	\$0.1804	\$25.6539	Quality Adj.
4.	June, 1993	Gannon	Coastal Fuels	1.	3,911.01	423-1(a)	Column (m), Quality Adj.	\$0.0000	\$0.1804	\$24.8770	Quality Adj.
5.	June, 1993	Big Bend	Coastal Fuels	4.	10,155.27	423-1(a)	Column (m), Quality Adj.	\$0.0000	\$0.1804	\$24.4359	Quality Adj.
6.	June, 1993	Gannon	Coastal Fuels	3.	3,575.00	423-1(a)	Column (m), Quality Adj.	\$0.0000	\$0.1804	\$23.8689	Quality Adj.
7.											
8.											
9.											
10.											
11.											
12.											
13.											
14.											
15.											

MONTHLY REPORT OF COST AND QUALITY OF COAL FOR ELECTRIC PLANTS
ORIGIN, TONNAGE, DELIVERED PRICE AND AS RECEIVED QUALITY

- 1. Reporting Month: November Year: 1993
- 2. Reporting Company: Tampa Electric Company
- 3. Plant Name: Electro-Coal Transfer Facility - Big Bend Station (1)

4. Name, Title & Telephone Number of Contact Person Concerning Data
Submitted on this Form: Jeffrey Chronister, Supervisor, Regulatory Accounting
(813) - 228 - 1609

5. Signature of Official Submitting Form:


L. L. Laffler, VICE PRES. & Controller


6. Date Completed: January 14, 1994

Line No. (a)	Supplier Name (b)	Mine Location (c)	Purchase Type (d)	Transport Mode (e)	Tons (f)	Effective Purchase Price (\$/Ton) (g)	Total Transport Charges (\$/Ton) (h)	Delivered Price Transfer Facility (\$/Ton) (i)	As Received Coal Quality			
									Sulfur Content % (j)	BTU Content (BTU/lb) (k)	Ash Content % (l)	Moisture Content % (m)
1.	Peabody Development	9, KY, 225, 233	LTC	RB	62,245.00			\$47.424	3.04	12,639	9.53	6.75
2.	Zeigler Coal	10, IL, 117, 135	LTC	RB	28,975.55			\$37.636	3.49	10,722	8.31	16.12
3.	Mapco	9, KY, 233	LTC	RB	22,478.40			\$43.370	2.79	12,679	7.54	7.58
4.	Consolidation Coal	3, W. VA., 061	LTC	RB	29,100.00			\$54.572	2.58	13,025	7.83	5.91
5.	Pyramid	9, KY, 101	S	RB	34,664.50			\$24.180	2.6	11,244	8.08	13.89
6.	Pitts bury & Midway	9, KY, 233	S	RB	12,302.00			\$29.640	3.04	12,047	9.92	8.31
7.	Marine Coal Sales	11, IN, 173	S	RB	2,988.25			\$26.960	2.89	11,274	9.62	12.66
8.	Sugar Camp	10, IL, 059	S	RB	30,682.80			\$30.050	2.75	12,712	8.94	6.97
9.	Arclar Coal		S	RB	9,166.70			\$28.230	1.91	12,323	8.45	8.72
10.	Sextet		S	RB	19,144.00			\$26.150	3.63	11,788	11.57	8.21
11.												
12.												

(1) As Electro-Coal Transfer Facility is a central storage site for coal prior to its delivery to the power plant, the coal from suppliers noted on this schedule is usually delivered to Big Bend Station but could ultimately be delivered to Garmon Station.

MONTHLY REPORT OF COST AND QUALITY OF COAL FOR ELECTRIC PLANTS
 DETAILED PURCHASED COAL INVOICE INFORMATION

1. Reporting Month: November Year: 1993
 2. Reporting Company: Tampa Electric Company
 3. Plant Name: Electro-Coal Transfer Facility - Big Bend Station (1)

4. Name, Title & Telephone Number of Contact Person Concerning Data
 Submitted on this Form: Jaffrey Chronister, Supervisor, Regulatory Accounting
 (813) - 228 - 1609
 5. Signature of Official Submitting Form: 
 J. L. Lyles, Vice President & Controller
 6. Date Completed: January 14, 1994

Line No. (a)	Supplier Name (b)	Mine Location (c)	Purchase Type (d)	Tons (e)	F.O.B. (2) Mine Price (\$/Ton) (f)	Shorthaul & Loading Charges (\$/Ton) (g)	Original Invoice Price (\$/Ton) (h)	Retro-active Price Adjustments (\$/Ton) (i)	Base Price (\$/Ton) (j)	Quality Adjustments (\$/Ton) (k)	Effective Purchase Price (\$/Ton) (l)
1.	Peabody Development	9, KY, 225, 233	LTC	62,245.00	N/A	\$0.00		\$0.000		\$0.000	
2.	Zeigler Coal	10, IL, 117, 135	LTC	28,975.55	N/A	\$0.00		\$0.000		\$0.000	
3.	Mapco	9, KY, 233	LTC	22,478.40	N/A	\$0.00		\$0.000		\$0.000	
4.	Consolidation Coal	3, W. VA., 061	LTC	29,100.00	N/A	\$0.00		\$0.000		\$0.000	
5.	Pyramid	9, KY, 101	S	34,664.50	N/A	\$0.00		\$0.000		\$0.000	
6.	Pittsbury & Midway	9, KY, 233	S	12,302.00	N/A	\$0.00		\$0.000		\$0.000	
7.	Marine Coal Sales	11, IN, 173	S	2,988.25	N/A	\$0.00		\$0.000		\$0.000	
8.	Sugar Camp	10, IL, 059	S	30,682.80	N/A	\$0.00		\$0.000		\$0.000	
9.	Arclar Coal		S	9,166.70	N/A	\$0.00		\$0.000		\$0.000	
10.	Sextet		S	19,144.00	N/A	\$0.00		\$0.000		\$0.000	
11.											
12.											

(1) As Electro-Coal Transfer Facility is a central storage site for coal prior to its delivery to the power plant, the coal from suppliers noted on this schedule is usually delivered to Big Bend Station but could ultimately be delivered to Gannon Station.

(2) Tampa Electric purchases coal F.O.B. shipping point or F.O.B. destination.

MONTHLY REPORT OF COST AND QUALITY OF COAL FOR ELECTRIC PLANTS
DETAIL OF TRANSPORTATION CHARGES

1. Reporting Month: November Year: 1993
 2. Reporting Company: Tampa Electric Company
 3. Plant Name: Electro-Coal Transfer Facility - Big Bend Station (1)

4. Name, Title & Telephone Number of Contact Person Concerning Data
 Submitted on this Form: Jeffrey Chronister, Supervisor, Regulatory Accounting
 (813) - 228 - 1609

5. Signature of Official Submitting Form: *L. X. Leifer*
 L. X. Leifer, Vice Pres. & Controller

6. Data Completed: January 14, 1994

Line No. (a)	Supplier Name (b)	Mine Location (c)	Shipping Point (d)	Transport Mode (e)	Tons (f)	(2) Effective Purchase Price (\$/Ton) (g)	Add'l Shorthaul & Loading Charges (\$/Ton) (h)	Rail Charges		Waterborne Charges					Total Transportation Charges (\$/Ton) (p)	Delivered Price Transfer Facility (\$/Ton) (q)
								Rail Rate (\$/Ton) (i)	Other Rail Charges (\$/Ton) (j)	River Barge Rate (\$/Ton) (k)	Trans-loading Rate (\$/Ton) (l)	Ocean Barge Rate (\$/Ton) (m)	Other Water Charges (\$/Ton) (n)	Other Related Charges (\$/Ton) (o)		
1.	Peabody Development	9,KY,225,233	Union & Webster Cnty, KY	RB	62,245.00		\$0.000	\$0.000								\$47.424
2.	Zeigler Coal	10,IL,117,135	Macoupin & Montgomery, IL	RB	28,975.55		\$0.000	\$0.000								\$37.636
3.	Mapco	9,KY,233	Webster Cnty, KY	RB	22,478.40		\$0.000	\$0.000								\$43.370
4.	Consolidation Coal	3,W. VA.,061	Monongalia Cnty, W.Va.	RB	29,100.00		\$0.000	\$0.000								\$54.572
5.	Pyramid	9,KY,101	Henderson Cnty, KY	RB	34,664.50		\$0.000	\$0.000								\$26.180
6.	Pittsburgy & Midway	9,KY,233	Webster Cnty, KY	RB	12,302.00		\$0.000	\$0.000								\$29.640
7.	Marine Coal Sales	11,IN,173	Warrick Cnty, IN	RB	2,988.25		\$0.000	\$0.000								\$26.960
8.	Sugar Camp	10,IL,059	Randolph & Perry Cnty, IL	RB	30,682.80		\$0.000	\$0.000								\$30.050
9.	Arclar Coal		Saline Cnty, IL	RB	9,166.70		\$0.000	\$0.000								\$28.230
10.	Sextet		Hopkins & Webster Cnty, KY	RB	19,144.00		\$0.000	\$0.000								\$26.150
11.																
12.																

(1) As Electro-Coal Transfer Facility is a central storage site for coal prior to its delivery to the power plant, the coal from suppliers noted on this schedule is usually delivered to Big Bend Station but could ultimately be delivered to Gannon Station.

(2) Tampa Electric purchases coal F.O.B. shipping point or F.O.B. destination.

MONTHLY REPORT OF COST AND QUALITY OF COAL FOR ELECTRIC PLANTS
ORIGIN, TONNAGE, DELIVERED PRICE AND AS RECEIVED QUALITY


1. Reporting Month: November Year: 1993

2. Reporting Company: Tampa Electric Company

3. Plant Name: Electro-Coal Transfer Facility - Gannon Station (1)

4. Name, Title & Telephone Number of Contact Person Concerning Date
Submitted on this Form: Jeffrey Chronister, Supervisor, Regulatory Accounting
(813) - 228 - 1609

5. Signature of Official Submitting Form:


L. L. Laffey, Vice Pres. Controller

6. Date Completed: January 14, 1994

Line No. (a)	Supplier Name (b)	Mine Location (c)	Purchase Type (d)	Transport Mode (e)	Tons (f)	Effective Purchase Price (\$/Ton) (g)	Total Transport Charges (\$/Ton) (h)	Delivered Price Transfer Facility (\$/Ton) (i)	As Received Coal Quality			
									Sulfur Content % (j)	BTU Content (BTU/lb) (k)	Ash Content % (l)	Moisture Content % (m)
1.	Gatliff Coal	9,KY,235	LTC	R&B	53,841.12			\$60.676	1.24	12,659	7.55	7.53
2.	Gatliff Coal	8,TN,013	LTC	R&B	29,115.88			\$51.225	1.24	12,659	7.55	7.53

(1) As Electro-Coal Transfer Facility is a central storage site for coal prior to its delivery to the power plant, the coal from suppliers noted on this schedule is usually delivered to Gannon Station but could ultimately be delivered to Big Bend Station.

MONTHLY REPORT OF COST AND QUALITY OF COAL FOR ELECTRIC PLANTS
 DETAILED PURCHASED COAL INVOICE INFORMATION

1. Reporting Month: November Year: 1993
 2. Reporting Company: Tampa Electric Company
 3. Plant Name: Electro-Coal Transfer Facility - Gannon Station (1)

4. Name, Title & Telephone Number of Contact Person Concerning Data
 Submitted on this Form: Jeffrey Chronister, Supervisor, Regulatory Accounting
 (813) - 228 - 1609

5. Signature of Official Submitting Form:  V. C. Keller, Vice President Controller

6. Date Completed: January 14, 1994

No. (a)	Supplier Name (b)	Mine Location (c)	Purchase Type (d)	Tons (e)	F.O.B.(2) Mine Price (\$/Ton) (f)	Shorthaul & Loading Charges (\$/Ton) (g)	Original Invoice Price (\$/Ton) (h)	Retro- active Price Adjustments (\$/Ton) (i)	Base Price (\$/Ton) (j)	Quality Adjust- ments (\$/Ton) (k)	Effective Purchase Price (\$/Ton) (l)
1.	Getliff Coal	9,KY,235	LTC	53,841.12	N/A	\$0.000		\$0.000		\$0.000	
2.	Getliff Coal	8,TN,013	LTC	29,115.88	N/A	\$0.000		\$0.000		\$0.000	

(1) As Electro-Coal Transfer Facility is a central storage site for coal prior to its delivery to the power plant, the coal from suppliers noted on this schedule is usually delivered to Gannon Station but could ultimately be delivered to Big Bend Station.

(2) Tampa Electric purchases coal F.O.B. shipping point or F.O.B. destination.

MONTHLY REPORT OF COST AND QUALITY OF COAL FOR ELECTRIC PLANTS
 DETAIL OF TRANSPORTATION CHARGES

1. Reporting Month: November Year: 1993
 2. Reporting Company: Tampa Electric Company
 3. Plant Name: Electro-Coal Transfer Facility - Gannon Station (1)

4. Name, Title & Telephone Number of Contact Person Concerning Data
 Submitted on this Form: Jeffrey Chronister, Supervisor, Regulatory Accounting
 (813) - 228 - 1609

5. Signature of Official Submitting Form: *[Signature]*
 L. S. [Signature], Jr., Proc. Controller

6. Date Completed: January 14, 1994

Line No. (a)	Supplier Name (b)	Mine Location (c)	Shipping Point (d)	Transport Mode (e)	Tons (f)	(2) Effective Purchase Price (\$/Ton) (g)	Add'l Shorthaul & Loading Charges (\$/Ton) (h)	Rail Charges				Waterborne Charges				Total Transportation Charges (\$/Ton) (p)	Delivered Price Transfer Facility (\$/Ton) (q)
								Rail Rate (\$/Ton) (i)	Other Rail Charges (\$/Ton) (j)	River Barge Rate (\$/Ton) (k)	Trans-Loading Rate (\$/Ton) (l)	Ocean Barge Rate (\$/Ton) (m)	Other Water Charges (\$/Ton) (n)	Other Related Charges (\$/Ton) (o)			
1.	Gatliff Coal	9,KY,235	Union & Webster Cnty, KY	R&B	53,841.12		\$0.000	\$0.000								\$60.676	
2.	Gatliff Coal	8,TN,013	Campbell Cnty, TN	R&B	29,115.88		\$0.000	\$0.000								\$51.225	

(1) As Electro-Coal Transfer Facility is a central storage site for coal prior to its delivery to the power plant, the coal from suppliers noted on this schedule is usually delivered to Gannon Station but could ultimately be delivered to Big Bend Station.

(2) Tampa Electric purchases coal F.O.B. shipping point or F.O.B. destination.

MONTHLY REPORT OF COST AND QUALITY OF COAL FOR ELECTRIC PLANTS
 ORIGIN, TONNAGE, DELIVERED PRICE AND AS RECEIVED QUALITY

1. Reporting Month: November Year: 1993
 2. Reporting Company: Tampa Electric Company
 3. Plant Name: Big Bend Station

4. Name, Title & Telephone Number of Contact Person Concerning Data
 Submitted on this Form: Jeffrey Chronister, Supervisor, Regulatory Accounting
 (813) - 228 - 1609

5. Signature of Official Submitting Form:

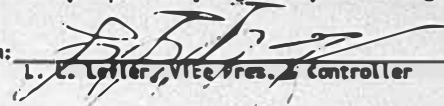
[Handwritten Signature]
 L. C. Lester, Jr., Controller

6. Date Completed: January 14, 1994

Line No. (a)	Supplier Name (b)	Mine Location (c)	Purchase Type (d)	Transport Mode (e)	Tons (f)	Effective Purchase Price (\$/Ton) (g)	Total Transport Charges (\$/Ton) (h)	FOB Plant Price (\$/Ton) (i)	As Received Coal Quality			
									Sulfur Content % (j)	BTU Content (BTU/lb) (k)	Ash Content % (l)	Moisture Content % (m)
1.	Transfer Facility	N/A	N/A	OB	438,410.00			\$47.361	2.22	11,733	8.11	11.55

MONTHLY REPORT OF COST AND QUALITY OF COAL FOR ELECTRIC PLANTS
 DETAILED PURCHASED COAL INVOICE INFORMATION

1. Reporting Month: November Year: 1993
 2. Reporting Company: Tampa Electric Company
 3. Plant Name: Big Bend Station

4. Name, Title & Telephone Number of Contact Person Concerning Data
 Submitted on this Form: Jeffrey Chronister, Supervisor, Regulatory Accounting
 (813) - 228 - 1609
 5. Signature of Official Submitting Form: 
 L. C. Lyster, Vice Pres. & Controller
 6. Date Completed: January 14, 1994

Line No. (a)	Supplier Name (b)	Mine Location (c)	Purchase Type (d)	Tons (e)	F.O.B. Mine Price (\$/Ton) (f)	Shorthaul & Loading Charges (\$/Ton) (g)	Original Invoice Price (\$/Ton) (h)	Retro-active Price Adjustments (\$/Ton) (i)	Base Price (\$/Ton) (j)	Quality Adjust-ments (\$/Ton) (k)	Effective Purchase Price (\$/Ton) (l)
1.	Transfer Facility	N/A	N/A	438,410.00	N/A	\$0.000		\$0.000		\$0.000	

MONTHLY REPORT OF COST AND QUALITY OF COAL FOR ELECTRIC PLANTS
 DETAIL OF TRANSPORTATION CHARGES

- 1. Reporting Month: November Year: 1993
- 2. Reporting Company: Tampa Electric Company
- 3. Plant Name: Big Bend Station

4. Name, Title & Telephone Number of Contact Person Concerning Data Submitted on this Form: Jeffrey Chronister, Supervisor, Regulatory Accounting (813) - 228 - 1609


5. Signature of Official Submitting Form:  L. L. Laffer, Vice Pres./ Controller

6. Date Completed: January 14, 1994

Line No. (a)	Supplier Name (b)	Mine Location (c)	Shipping Point (d)	Transport Mode (e)	Tons (f)	Effective Purchase Price (\$/Ton) (g)	Add'l Shorthaul & Loading Charges (\$/Ton) (h)	Rail Charges			Waterborne Charges				Total Transportation Charges (\$/Ton) (p)	FOB Plant Price (\$/Ton) (q)
								Rail Rate (\$/Ton) (i)	Other Rail Charges (\$/Ton) (j)	River Barge Rate (\$/Ton) (k)	Trans-loading Rate (\$/Ton) (l)	Ocean Barge Rate (\$/Ton) (m)	Other Water Charges (\$/Ton) (n)	Other Related Charges (\$/Ton) (o)		
1.	Transfer Facility	N/A	Davant, La.	OB	438,410.00		\$0.000	\$0.000								\$47.361

MONTHLY REPORT OF COST AND QUALITY OF COAL FOR ELECTRIC PLANTS
ORIGIN, TONNAGE, DELIVERED PRICE AND AS RECEIVED QUALITY

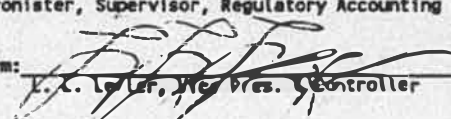
- 1. Reporting Month: November Year: 1993
- 2. Reporting Company: Tampa Electric Company
- 3. Plant Name: Gannon Station

- 4. Name, Title & Telephone Number of Contact Person Concerning Data Submitted on this Form: Jeffrey Chronister, Supervisor, Regulatory Accounting (813) - 228 - 1609
- 5. Signature of Official Submitting Form:  L. Taylor, Vice Pres. & Controller
- 6. Date Completed: January 14, 1994

Line No. (a)	Supplier Name (b)	Mine Location (c)	Purchase Type (d)	Transport Mode (e)	Tons (f)	Effective Purchase Price (\$/Ton) (g)	Total Transport Charges (\$/Ton) (h)	FOB Plant Price (\$/Ton) (i)	As Received Coal Quality			
									Sulfur Content % (j)	BTU Content (BTU/lb) (k)	Ash Content % (l)	Moisture Content % (m)
1.	Transfer Facility	N/A	N/A	OB	18,929.00			\$63.589	1.23	12,349	7.29	9.18
2.	Gatliff Coal	8, KY, 235	LTC	UR	68,585.00			\$55.823	1.22	12,681	6.87	8.19

MONTHLY REPORT OF COST AND QUALITY OF COAL FOR ELECTRIC PLANTS
 DETAILED PURCHASED COAL INVOICE INFORMATION

- 1. Reporting Month: November Year: 1993
- 2. Reporting Company: Tampa Electric Company
- 3. Plant Name: Gammon Station

- 4. Name, Title & Telephone Number of Contact Person Concerning Data Submitted on this Form: Jeffrey Chronister, Supervisor, Regulatory Accounting (813) - 221-1609
- 5. Signature of Official Submitting Form:  L. C. Lester, Jr., Pres. & Controller
- 6. Date Completed: January 16, 1994


Line No. (a)	Supplier Name (b)	Mine Location (c)	Purchase Type (d)	Tons (e)	F.O.B. Mine Price (\$/Ton) (f)	Shorthaul & Loading Charges (\$/Ton) (g)	Original Invoice Price (\$/Ton) (h)	Retro-active Price Adjustments (\$/Ton) (i)	Base Price (\$/Ton) (j)	Quality Adjustments (\$/Ton) (k)	Effective Purchase Price (\$/Ton) (l)
1.	Transfer Facility	N/A	N/A	18,929.00	N/A	\$0.000		\$0.000		\$0.000	
2.	Gatliff Coal	8,KY,235	LTC	68,585.00	N/A	\$0.000		\$0.000		\$0.000	

MONTHLY REPORT OF COST AND QUALITY OF COAL FOR ELECTRIC PLANTS
 DETAIL OF TRANSPORTATION CHARGES

- 1. Reporting Month: November Year: 1993
- 2. Reporting Company: ~~Tampa~~ Electric Company
- 3. Plant Name: Gannon Station

4. Name, Title & Telephone Number of Contact Person Concerning Data
 Submitted on this Form: Jeffrey Chroniater, Supervisor, Regulatory Accounting
 (813) - 228 - 1609

5. Signature of Official Submitting Form:




L. L. Lottler, Vice Pres. & Controller

6. Date Completed: January 14, 1994

Line No. (a)	Supplier Name (b)	Mine Location (c)	Shipping Point (d)	Transport Mode (e)	Tons (f)	Effective Purchase Price (\$/Ton) (g)	Add'l Shorthaul & Loading Charges (\$/Ton) (h)	Rail Charges			Waterborne Charges				Total Transportation Charges (\$/Ton) (p)	FOB Plant Price (\$/Ton) (q)
								Rail Rate (\$/Ton) (i)	Other Rail Charges (\$/Ton) (j)	River Barge Rate (\$/Ton) (k)	Trans-loading Rate (\$/Ton) (l)	Ocean Barge Rate (\$/Ton) (m)	Other Water Charges (\$/Ton) (n)	Other Related Charges (\$/Ton) (o)		
1.	Transfer Facility	N/A	Davant, La.	OB	18,929.00		\$0.000		\$0.000							\$63.589
2.	Gatliff Coal	8,KY,235	Whitley Cnty, KY	UR	68,585.00		\$0.000		\$0.000							\$55.683

MONTHLY REPORT OF COST AND QUALITY OF COAL FOR ELECTRIC PLANTS
REPORT OF ADJUSTMENTS TO PREVIOUS COAL DELIVERED

1. Reporting Month: November Year: 1993
2. Reporting Company: Tampa Electric Company
3. Name, Title & Telephone Number of Contact Person Concerning Data
Submitted on this Form: Jeffrey Chronister, Supervisor, Regulatory Accounting
(813) - 228 - 1609
4. Signature of Official Submitting Form:  L. L. Lester, Vice Pres. & Controller
5. Date Completed: January 14, 1994

Line No. (a)	Month Reported (b)	Form Plant Name (c)	Intended Generating Plant (d)	Supplier (e)	Original Line Number (f)	Old Volume Tons (g)	Form No. (h)	Column Designator & Title (i)	Old Value (j)	New Value (k)	Delivered Price Transfer Facility (\$/Ton) (l)	Reason for Revision (m)
1.	January, 1993	Transfer Facility	Gannon	Gatliff Coal	1.	81,746.70	423-2(a)	Col. (i), Retro Price Adj.	\$0.000	(\$3.214)	\$59.254	Retroactive Price Adjustment
2.	January, 1993	Transfer Facility	Gannon	Gatliff Coal	1.	81,746.70	423-2(a)	Col. (k), Quality Adj.	\$1.502	\$1.461	\$59.213	Quality Adj.
3.	January, 1993	Transfer Facility	Gannon	Gatliff Coal	2.	24,404.90	423-2(a)	Col. (i), Retro Price Adj.	\$0.000	(\$3.214)	\$52.795	Retroactive Price Adjustment
4.	January, 1993	Transfer Facility	Gannon	Gatliff Coal	2.	24,404.90	423-2(a)	Col. (k), Quality Adj.	\$1.502	\$1.461	\$52.754	Quality Adj.
5.	January, 1993	Gannon	Gannon	Gatliff Coal	2.	65,600.00	423-2(a)	Col. (i), Retro Price Adj.	\$0.000	(\$3.214)	\$57.432	Retroactive Price Adjustment
6.	January, 1993	Gannon	Gannon	Gatliff Coal	2.	65,600.00	423-2(a)	Col. (k), Quality Adj.	\$1.502	\$1.461	\$57.391	Quality Adj.
7.	February, 1993	Transfer Facility	Gannon	Gatliff Coal	1.	79,351.77	423-2(a)	Col. (i), Retro Price Adj.	\$0.000	\$0.039	\$59.230	Retroactive Price Adjustment
8.	February, 1993	Transfer Facility	Gannon	Gatliff Coal	1.	79,351.77	423-2(a)	Col. (k), Quality Adj.	\$1.502	\$1.461	\$59.189	Quality Adj.
9.	February, 1993	Transfer Facility	Gannon	Gatliff Coal	2.	23,143.23	423-2(a)	Col. (i), Retro Price Adj.	\$0.000	\$0.039	\$52.626	Retroactive Price Adjustment
10.	February, 1993	Transfer Facility	Gannon	Gatliff Coal	2.	23,143.23	423-2(a)	Col. (k), Quality Adj.	\$1.502	\$1.461	\$52.585	Quality Adj.
11.	February, 1993	Gannon	Gannon	Gatliff Coal	2.	57,032.00	423-2(a)	Col. (i), Retro Price Adj.	\$0.000	\$0.039	\$57.830	Retroactive Price Adjustment
12.	February, 1993	Gannon	Gannon	Gatliff Coal	2.	57,032.00	423-2(a)	Col. (k), Quality Adj.	\$1.502	\$1.461	\$57.789	Quality Adj.
13.	March, 1993	Transfer Facility	Gannon	Gatliff Coal	1.	57,411.40	423-2(a)	Col. (i), Retro Price Adj.	\$0.000	\$0.039	\$61.288	Retroactive Price Adjustment
14.	March, 1993	Transfer Facility	Gannon	Gatliff Coal	1.	57,411.40	423-2(a)	Col. (k), Quality Adj.	\$1.502	\$1.461	\$61.247	Quality Adj.
15.	March, 1993	Transfer Facility	Gannon	Gatliff Coal	2.	23,839.00	423-2(a)	Col. (i), Retro Price Adj.	\$0.000	\$0.039	\$52.761	Retroactive Price Adjustment

MONTHLY REPORT OF COST AND QUALITY OF COAL FOR ELECTRIC PLANTS
REPORT OF ADJUSTMENTS TO PREVIOUS COAL DELIVERED

1. Reporting Month: November Year: 1993
2. Reporting Company: Tampa Electric Company

3. Name, Title & Telephone Number of Contact Person Concerning Data
Submitted on this Form: Jeffrey Chronister, Supervisor, Regulatory Accounting
(813) - 228 - 1609

4. Signature of Official Submitting Form: 
L. L. Zeffler, Vice Pres. & Controller

5. Date Completed: January 14, 1994

Line No. (a)	Month Reported (b)	Form Plant Name (c)	Intended Generating Plant (d)	Supplier (e)	Original Line Number (f)	Old Volume Tons (g)	Form No. (h)	Column Designator & Title (i)	Old Value (j)	New Value (k)	Delivered Price Transfer Facility (\$/Ton) (l)	Reason for Revision (m)
1.	March, 1993	Transfer Facility	Gannon	Gatliff Coal	2.	23,839.00	423-2(a)	Col. (k), Quality Adj.	\$1.502	\$1.461	\$52.720	Quality Adj.
2.	March, 1993	Gannon	Gannon	Gatliff Coal	2.	61,613.00	423-2(a)	Col. (i), Retro Price Adj.	\$0.000	\$0.039	\$57.380	Retroactive Price Adjustment
3.	March, 1993	Gannon	Gannon	Gatliff Coal	2.	61,613.00	423-2(a)	Col. (k), Quality Adj.	\$1.502	\$1.461	\$57.339	Quality Adj.
4.	April, 1993	Transfer Facility	Gannon	Gatliff Coal	1.	83,759.10	423-2(a)	Col. (i), Retro Price Adj.	\$0.000	\$0.039	\$57.815	Retroactive Price Adjustment
5.	April, 1993	Transfer Facility	Gannon	Gatliff Coal	1.	83,759.10	423-2(a)	Col. (k), Quality Adj.	\$0.000	\$1.435	\$59.250	Quality Adj.
6.	April, 1993	Transfer Facility	Gannon	Gatliff Coal	2.	23,321.90	423-2(a)	Col. (i), Retro Price Adj.	\$0.000	\$0.039	\$51.442	Retroactive Price Adjustment
7.	April, 1993	Transfer Facility	Gannon	Gatliff Coal	2.	23,321.90	423-2(a)	Col. (k), Quality Adj.	\$0.000	\$1.435	\$52.877	Quality Adj.
8.	April, 1993	Transfer Facility	Gannon	Gatliff Coal	3.	23,266.46	423-2(a)	Col. (i), Retro Price Adj.	\$0.000	\$0.039	\$45.679	Retroactive Price Adjustment
9.	April, 1993	Transfer Facility	Gannon	Gatliff Coal	3.	23,266.46	423-2(a)	Col. (k), Quality Adj.	\$0.000	\$1.435	\$47.114	Quality Adj.
10.	April, 1993	Gannon	Gannon	Gatliff Coal	2.	62,228.00	423-2(a)	Col. (i), Retro Price Adj.	\$0.000	\$0.039	\$55.863	Retroactive Price Adjustment
11.	April, 1993	Gannon	Gannon	Gatliff Coal	2.	62,228.00	423-2(a)	Col. (k), Quality Adj.	\$0.000	\$1.435	\$57.298	Quality Adj.
12.	May, 1993	Transfer Facility	Gannon	Gatliff Coal	1.	72,614.00	423-2(a)	Col. (i), Retro Price Adj.	\$0.000	\$0.039	\$58.421	Retroactive Price Adjustment
13.	May, 1993	Transfer Facility	Gannon	Gatliff Coal	1.	72,614.00	423-2(a)	Col. (k), Quality Adj.	\$0.000	\$1.435	\$59.856	Quality Adj.
14.	May, 1993	Transfer Facility	Gannon	Gatliff Coal	2.	24,514.00	423-2(a)	Col. (i), Retro Price Adj.	\$0.000	\$0.039	\$51.123	Retroactive Price Adjustment
15.	May, 1993	Transfer Facility	Gannon	Gatliff Coal	2.	24,514.00	423-2(a)	Col. (k), Quality Adj.	\$0.000	\$1.435	\$52.558	Quality Adj.

MONTHLY REPORT OF COST AND QUALITY OF COAL FOR ELECTRIC PLANTS
REPORT OF ADJUSTMENTS TO PREVIOUS COAL DELIVERED

1. Reporting Month: November Year: 1993
2. Reporting Company: Tampa Electric Company

3. Name, Title & Telephone Number of Contact Person Concerning Data
Submitted on this Form: Jeffrey Chronister, Supervisor, Regulatory Accounting
(813) - 228 - 1609

4. Signature of Official Submitting Form:



5. Date Completed: January 14, 1994

Line No. (a)	Month Reported (b)	Form Plant Name (c)	Intended Generating Plant (d)	Supplier (e)	Original Line Number (f)	Old Volume Tons (g)	Form No. (h)	Column Designator & Title (i)	Old Value (j)	New Value (k)	Delivered Price Transfer Facility (\$/Ton) (l)	Reason for Revision (m)
1.	May, 1993	Transfer Facility	Gannon	Gatliff Coal	3.	11,222.06	423-2(a)	Col. (i), Retro Price Adj.	\$0.000	\$0.039	\$45.679	Retroactive Price Adjustment
2.	May, 1993	Transfer Facility	Gannon	Gatliff Coal	3.	11,222.06	423-2(a)	Col. (k), Quality Adj.	\$0.000	\$1.435	\$47.114	Quality Adj.
3.	May, 1993	Gannon	Gannon	Gatliff Coal	2.	61,697.00	423-2(a)	Col. (i), Retro Price Adj.	\$0.000	\$0.039	\$55.876	Retroactive Price Adjustment
4.	May, 1993	Gannon	Gannon	Gatliff Coal	2.	61,697.00	423-2(a)	Col. (k), Quality Adj.	\$0.000	\$1.435	\$57.311	Quality Adj.
5.	June, 1993	Transfer Facility	Gannon	Gatliff Coal	1.	91,540.53	423-2(a)	Col. (i), Retro Price Adj.	\$0.000	\$0.039	\$56.979	Retroactive Price Adjustment
6.	June, 1993	Transfer Facility	Gannon	Gatliff Coal	1.	91,540.53	423-2(a)	Col. (k), Quality Adj.	\$0.000	\$1.435	\$58.414	Quality Adj.
7.	June, 1993	Transfer Facility	Gannon	Gatliff Coal	2.	22,486.47	423-2(a)	Col. (i), Retro Price Adj.	\$0.000	\$0.039	\$51.042	Retroactive Price Adjustment
8.	June, 1993	Transfer Facility	Gannon	Gatliff Coal	2.	22,486.47	423-2(a)	Col. (k), Quality Adj.	\$0.000	\$1.435	\$52.477	Quality Adj.
9.	June, 1993	Transfer Facility	Gannon	Gatliff Coal	3.	15,677.80	423-2(a)	Col. (i), Retro Price Adj.	\$0.000	\$0.039	\$45.679	Retroactive Price Adjustment
10.	June, 1993	Transfer Facility	Gannon	Gatliff Coal	3.	15,677.80	423-2(a)	Col. (k), Quality Adj.	\$0.000	\$1.435	\$47.114	Quality Adj.
11.	June, 1993	Gannon	Gannon	Gatliff Coal	2.	59,376.00	423-2(a)	Col. (i), Retro Price Adj.	\$0.000	\$0.039	\$55.935	Retroactive Price Adjustment
12.	June, 1993	Gannon	Gannon	Gatliff Coal	2.	59,376.00	423-2(a)	Col. (k), Quality Adj.	\$0.000	\$1.435	\$57.370	Quality Adj.
13.	July, 1993	Transfer Facility	Gannon	Gatliff Coal	1.	104,525.01	423-2(a)	Col. (i), Retro Price Adj.	\$0.000	\$0.039	\$56.107	Retroactive Price Adjustment
14.	July, 1993	Transfer Facility	Gannon	Gatliff Coal	2.	25,238.99	423-2(a)	Col. (i), Retro Price Adj.	\$0.000	\$0.039	\$50.996	Retroactive Price Adjustment
15.	July, 1993	Transfer Facility	Gannon	Gatliff Coal	3.	4,625.33	423-2(a)	Col. (i), Retro Price Adj.	\$0.000	\$0.039	\$45.679	Retroactive Price Adjustment

MONTHLY REPORT OF COST AND QUALITY OF COAL FOR ELECTRIC PLANTS
REPORT OF ADJUSTMENTS TO PREVIOUS COAL DELIVERED

1. Reporting Month: November Year: 1993
2. Reporting Company: Tampa Electric Company

3. Name, Title & Telephone Number of Contact Person Concerning Data
Submitted on this Form: Jeffrey Chronister, Supervisor, Regulatory Accounting
(813) - 228 - 1609


4. Signature of Official Submitting Form: 
A. L. ... Controller

5. Date Completed: January 14, 1994

Line No. (e)	Month Reported (b)	Form Plant Name (c)	Intended Generating Plant (d)	Supplier (e)	Original Line Number (f)	Old Volume Tons (g)	Form No. (h)	Column Designator & Title (i)	Old Value (j)	New Value (k)	Delivered Price Transfer Facility (\$/Ton) (l)	Reason for Revision (m)
1.	July, 1993	Gannon	Gannon	Gatliff Coal	2.	70,522.00	423-2(a)	Col. (i), Retro Price Adj.	\$0.000	\$0.039	\$55.927	Retroactive Price Adjustment
2.	August, 1993	Transfer Facility	Gannon	Gatliff Coal	1.	116,794.20	423-2(a)	Col. (i), Retro Price Adj.	\$0.000	\$0.039	\$55.709	Retroactive Price Adjustment
3.	August, 1993	Transfer Facility	Gannon	Gatliff Coal	2.	27,650.80	423-2(a)	Col. (i), Retro Price Adj.	\$0.000	\$0.039	\$50.955	Retroactive Price Adjustment
4.	August, 1993	Transfer Facility	Gannon	Gatliff Coal	3.	7,968.08	423-2(a)	Col. (i), Retro Price Adj.	\$0.000	\$0.039	\$45.679	Retroactive Price Adjustment
5.	August, 1993	Gannon	Gannon	Gatliff Coal	2.	82,236.00	423-2(a)	Col. (i), Retro Price Adj.	\$0.000	\$0.039	\$55.497	Retroactive Price Adjustment
6.	September, 1993	Transfer Facility	Gannon	Gatliff Coal	1.	89,437.85	423-2(a)	Col. (i), Retro Price Adj.	\$0.000	\$0.039	\$57.093	Retroactive Price Adjustment
7.	September, 1993	Transfer Facility	Gannon	Gatliff Coal	2.	30,119.15	423-2(a)	Col. (i), Retro Price Adj.	\$0.000	\$0.039	\$51.031	Retroactive Price Adjustment
8.	September, 1993	Transfer Facility	Gannon	Gatliff Coal	3.	1,550.32	423-2(a)	Col. (i), Retro Price Adj.	\$0.000	\$0.039	\$45.679	Retroactive Price Adjustment
9.	September, 1993	Gannon	Gannon	Gatliff Coal	2.	71,469.00	423-2(a)	Col. (i), Retro Price Adj.	\$0.000	\$0.039	\$55.665	Retroactive Price Adjustment
10.	October, 1993	Transfer Facility	Gannon	Gatliff Coal	1.	79,921.50	423-2(a)	Col. (i), Retro Price Adj.	\$0.000	\$0.039	\$57.475	Retroactive Price Adjustment
11.	October, 1993	Transfer Facility	Gannon	Gatliff Coal	2.	27,216.50	423-2(a)	Col. (i), Retro Price Adj.	\$0.000	\$0.039	\$51.082	Retroactive Price Adjustment
12.	October, 1993	Gannon	Gannon	Gatliff Coal	2.	63,073.00	423-2(a)	Col. (i), Retro Price Adj.	\$0.000	\$0.039	\$56.003	Retroactive Price Adjustment
13.	October, 1993	Transfer Facility	Big Bend	Sugar Camp	11.	9,464.60	423-2(a)	Col. (i), Retro Price Adj.	\$0.000	(\$0.200)	\$30.050	Retroactive Price Adjustment
14.	October, 1993	Transfer Facility	Big Bend	Pittsburg & Midway	9.	9,369.80	423-2(a)	Col. (k), Quality Adj.	\$0.000	\$0.290	\$29.930	Quality Adj.
15.	October, 1993	Transfer Facility	Big Bend	Pyramid	8.	39,646.20	423-2(a)	Col. (k), Quality Adj.	\$0.000	\$0.187	\$24.367	Quality Adj.

MONTHLY REPORT OF COST AND QUALITY OF COAL FOR ELECTRIC PLANTS
 REPORT OF ADJUSTMENTS TO PREVIOUS COAL DELIVERED

1. Reporting Month: November, Jr: 1993
 2. Reporting Company: Tampa Electric Company

3. Name, Title & Telephone Number of Contact Person Concerning Data Submitted on this Form: Jeffrey Chronister, Supervisor, Regulatory Accounting (813) - 228 - 4763
 4. Signature of Official Submitting Form: 
 5. Date Completed: January 16, 1994

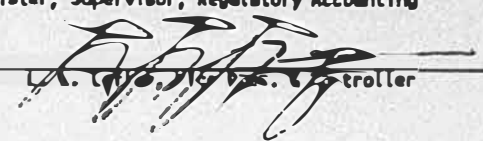
Line No. (a)	Month Reported (b)	Form Plant Name (c)	Intended Generating Plant (d)	Supplier (e)	Original Line Number (f)	Old Volume Tons (g)	Form No. (h)	Column Designator & Title (i)	Old Value (j)	New Value (k)	Price Transfer Facility (\$/ton) (l)	Reason for Revision (m)
1.	October, 1993	Transfer Facility	Big Bend	Zeigler Coal	6.	154,232.71	423-2	Col. (f), Tonnage Adj.	154,232.71	79,429.53	\$37.071	Tonnage Adj.
2.	October, 1993	Transfer Facility	Big Bend	Zeigler Coal	4.	0.00	423-2	Col. (f), Tonnage Adj.	0.00	74,803.18	\$37.071	Tonnage Adj.
3.	October, 1993	Transfer Facility	Big Bend	Zeigler Coal	1.	93,880.50	423-2(a)	Col. (k), Quality Adj.	\$0.000	(\$0.030)	\$37.041	Quality Adj.
4.	April, 1993	Transfer Facility	Big Bend	Peabody Development	1.	48,834.00	423-2(a)	Col. (k), Quality Adj.	\$0.000	\$3.648	\$48.824	Quality Adj.
5.	May, 1993	Transfer Facility	Big Bend	Peabody Development	2.	48,319.10	423-2(a)	Col. (k), Quality Adj.	\$0.000	\$3.648	\$50.740	Quality Adj.
6.	June, 1993	Transfer Facility	Big Bend	Zeigler Coal	2.	103,241.50	423-2(a)	Col. (k), Quality Adj.	\$0.000	\$3.648	\$50.740	Quality Adj.
7.	January, 1993	Transfer Facility	Big Bend	Zeigler Coal	2.	94,663.70	423-2(a)	Col. (i), Retro Price Adj.	\$0.000	(\$0.052)	\$43.418	Black Lung Excise Tax
8.	February, 1993	Transfer Facility	Big Bend	Zeigler Coal	9.	77,670.60	423-2(a)	Col. (i), Retro Price Adj.	\$0.000	(\$0.052)	\$43.418	Black Lung Excise Tax
9.	March, 1993	Transfer Facility	Big Bend	Zeigler Coal	9.	52,779.20	423-2	Col. (f), Tonnage Adj.	\$0.387	\$3.648	\$24.240	Tonnage Adj.
10.	March, 1993	Transfer Facility	Big Bend	Zeigler Coal	9.	0.00	423-2	Col. (f), Tonnage Adj.	\$0.000	\$0.335	\$24.240	Tonnage Adj.
11.	March, 1993	Transfer Facility	Big Bend	Zeigler Coal	12.	26,399.90	423-2	Col. (i), Retro Price Adj.	\$0.000	(\$0.052)	\$24.188	Black Lung Excise Tax
12.	March, 1993	Transfer Facility	Big Bend	Zeigler Coal	1.	68,010.00	423-2(a)	Col. (f), Tonnage Adj.	\$0.000	(\$0.052)	\$26.291	Tonnage Adj.
13.	October, 1993	Transfer Facility	Big Bend	Zeigler Coal	1.	413,188.00	423-2	Col. (h), Total Transportation Charges	0.00	26,399.90	\$47.937	Transportation Cost Adj.
14.	October, 1993	Transfer Facility	Big Bend	Zeigler Coal	1.	63,521.00	423-2(b)	Col. (h), Total Transportation Charges	\$0.000	67,964.08	\$62.601	Transportation Cost Adj.
15.	October, 1993	Transfer Facility	Big Bend	PT Adaro								

MONTHLY REPORT OF COST AND QUALITY OF COAL FOR ELECTRIC PLANTS
REPORT OF ADJUSTMENTS TO PREVIOUS COAL DELIVERED

1. Reporting Month: November Year: 1993
2. Reporting Company: Tampa Electric Company

3. Name, Title & Telephone Number of Contact Person Concerning Data
Submitted on this Form: Jeffrey Chronister, Supervisor, Regulatory Accounting
(813) - 228 - 1609

4. Signature of Official Submitting Form:



L.A. Chronister, P.E., Controller

5. Date Completed: January 14, 1994

Line No. (a)	Month Reported (b)	Form Plant Name (c)	Intended Generating Plant (d)	Supplier (e)	Original Line Number (f)	Old Volume Tons (g)	Form No. (h)	Column Designator & Title (i)	Old Value (j)	New Value (k)	Delivered Price Transfer Facility (\$/Ton) (l)	Reason for Revision (m)
1.	October, 1993	Transfer Facility	Big Bend	PT Adaro	12.	67,964.08	423-2(a)	Col. (i), Retro Price Adj.	\$0.000	\$0.007	\$26.298	Retroactive Price Adjustment
2.	October, 1993	Transfer Facility	Big Bend	Marine Coal Sales	10.	3,043.62	423-2(b)	Col. (k), river barge rate			\$26.960	Transportation Cost Adj.
3.												
4.												
5.												
6.												
7.												
8.												
9.												
10.												
11.												
12.												
13.												
14.												
15.												