

MONTHLY REPORT OF COST AND QUALITY OF FUEL OIL FOR ELECTRIC PLANTS
ORIGIN, VOLUME, DELIVERED PRICE AND AS RECEIVED QUALITY

1. REPORTING MONTH: OCTOBER YEAR: 1993
2. REPORTING COMPANY: FLORIDA POWER & LIGHT COMPANY

3. NAME, TITLE, & TELEPHONE NUMBER OF CONTACT PERSON CONCERNING DATA
SUBMITTED ON THIS FORM: K.M. DUBIN, REGULATORY AFFAIRS, (305)-552-4910
4. SIGNATURE OF OFFICIAL SUBMITTING REPORT: *Eugen Lingan*
5. DATE COMPLETED: 11-Jan-94

LINE NO.	PLANT NAME	SUPPLIER	SHIPPING POINT	PURCHASE TYPE	DELIVERY LOCATION	DELIVERY DATE	DELIVERY TYPE OIL	SULFUR (%)	BTU CONTENT (BTU/GAL)	VOLUME (BBLs)	DELIVERED PRICE (\$/BBL)
1	MANATEE	COASTAL	CORPUS CHRISTI	MTC	PORT MANATEE	10/07/93	F06	1.00	153476	105996	13.4565
2	SANFORD	ENJET	GOOD HOPE	MTC	JACKSONVILLE	10/03/93	F06	1.90	150833	169418	14.1852
3	CAPE CANAVERAL	ENJET	GOOD HOPE	MTC	PORT CANAVERAL	10/21/93	F06	1.90	152119	169626	13.2247
4	CAPE CANAVERAL	ENJET	HOUSTON	MTC	PORT CANAVERAL	10/30/93	F06	1.80	150833	169700	12.2977
5	MANATEE	PHIBRO	ST ROSE	MTC	PORT MANATEE	10/03/93	F06	0.99	154619	117732	13.7945
6	MANATEE	STINNES	HOUSTON	MTC	PORT MANATEE	10/10/93	F06	0.98	153095	118525	13.7195
7	MANATEE	STINNES	HOUSTON	MTC	PORT MANATEE	10/19/93	F06	1.00	153714	119863	13.8445
8	TURKEY POINT	STINNES	HOUSTON	MTC	FISHER ISLAND	10/28/93	F06	0.96	153810	119021	14.2659
9	PORT EVERGLADES	STINNES	HOUSTON	MTC	PORT EVERGLADES	10/29/93	F06	0.98	152714	119275	12.9894
10	SANFORD	VITOL	TRINIDAD	MTC	JACKSONVILLE	10/20/93	F06	1.90	151357	250644	14.1252
11	PORT EVERGLADES	CLARENDON	HOUSTON	S	PORT EVERGLADES	10/14/93	F06	1.00	152643	146300	14.0744
12	TURKEY POINT	CLARENDON	HOUSTON	S	FISHER ISLAND	10/14/93	F06	1.00	153476	116730	15.1089
13	RIVIERA	COASTAL	FREEPORT	S	PORT PALM BEACH	10/07/93	F06	2.50	152214	74704	11.9044
14	RIVIERA	COASTAL	FREEPORT	S	PORT PALM BEACH	10/12/93	F06	2.50	152262	74250	11.9044
15	FORT MYERS	ENJET	GOOD HOPE	S	BOCA GRANDE	10/06/93	F06	1.80	151333	139026	12.8837
16	MARTIN	ENJET	GOOD HOPE	S	PORT PALM BEACH	10/16/93	F06	0.67	154452	134721	15.6611
17	PORT EVERGLADES	GLOBAL	HOUSTON	S	PORT EVERGLADES	10/05/93	F06	0.97	153452	211334	14.0744
18	TURKEY POINT	GLOBAL	HOUSTON	S	FISHER ISLAND	10/06/93	F06	0.98	152881	56107	15.1089
19	PORT EVERGLADES	J ARON	HOUSTON	S	PORT EVERGLADES	10/02/93	F06	1.00	153024	127335	14.0244
20	TURKEY POINT	J ARON	HOUSTON	S	FISHER ISLAND	10/03/93	F06	1.00	153119	151681	15.0589
21	MANATEE	JARON	NEW ORLEANS	S	PORT MANATEE	10/26/93	F06	1.20	155476	120280	13.4775
22	PORT EVERGLADES	JARON	HOUSTON	S	PORT EVERGLADES	10/31/93	F06	0.98	152119	264698	14.3744
23	MANATEE	RIO	CORPUS CHRISTI	S	PORT MANATEE	10/07/93	F06	0.82	153786	122276	14.2745
24	MANATEE	RIO	CORPUS CHRISTI	S	PORT MANATEE	10/12/93	F06	0.83	153167	118019	13.7045
25	MANATEE	RIO	NORCO	S	PORT MANATEE	10/13/93	F06	1.30	151643	119549	13.9045

MONTHLY REPORT OF COST AND QUALITY OF FUEL OIL FOR ELECTRIC PLANTS
ORIGIN, VOLUME, DELIVERED PRICE AND AS RECEIVED QUALITY

1. REPORTING MONTH: OCTOBER YEAR: 1993
 2. REPORTING COMPANY: FLORIDA POWER & LIGHT COMPANY

3. NAME, TITLE, & TELEPHONE NUMBER OF CONTACT PERSON CONCERNING DATA
 SUBMITTED ON THIS FORM: K.M. DUBIN, REGULATORY AFFAIRS, (305)-552-4910

4. SIGNATURE OF OFFICIAL SUBMITTING REPORT: *Argemlinga*

5. DATE COMPLETED: 11-Jan-94

LINE NO.	PLANT NAME	SUPPLIER	SHIPPING POINT	PURCHASE TYPE	DELIVERY LOCATION	DELIVERY DATE	TYPE OIL	SULFUR (%)	BTU CONTENT (BTU/GAL)	VOLUME (BBL)	DELIVERED PRICE (\$/BBL)
26	PORT EVERGLADES	RIO	CORPUS CHRISTI	S	PORT EVERGLADES	10/20/93	FO6	0.80	154357	103915	14.3244
27	FORT MYERS	RIO	GOOD HOPE	S	BOCA GRANDE	10/21/93	FO6	1.80	151667	112250	13.1337
28	FORT MYERS	RIO	GOOD HOPE	S	BOCA GRANDE	10/28/93	FO6	1.90	150571	116060	13.3337
29	SANFORD	STEUART	JACKSONVILLE	S	JACKSONVILLE	10/13/93	FO6	2.40	150357	56148	13.0782
30	RIVIERA	TEXACO	CONVENT	S	PORT PALM BEACH	10/03/93	FO6	2.30	152714	104540	11.9204
31	RIVIERA	TEXACO	CONVENT	S	PORT PALM BEACH	10/14/93	FO6	2.40	153048	102835	12.1664
32	RIVIERA	TEXACO	CONVENT	S	PORT PALM BEACH	10/24/93	FO6	2.20	153881	103918	12.1904
33	MARTIN	INDIANTOWN	NA-TRUCK DELIVERY	STC	PORT PALM BEACH	10/06/93	PRO	N/A	N/A	11	29.2600
34	PORT EVERGLADES	PETROLANE	NA-TRUCK DELIVERY	STC	PORT EVERGLADES	10/20/93	PRO	N/A	N/A	12	35.5242
35	FORT MYERS	PETROLANE	NA-TRUCK DELIVERY	STC	BOCA GRANDE	10/20/93	PRO	N/A	N/A	6	34.1383
36	SANFORD	SUBURBAN	NA-TRUCK DELIVERY	STC	JACKSONVILLE	10/13/93	PRO	N/A	N/A	12	34.4667

EDITED COPY

PAGE 1 OF 2

FPSC FORM NO. 423-1(a)

MONTHLY REPORT OF COST AND QUALITY OF FUEL OIL FOR ELECTRIC PLANTS
DETAIL OF INVOICE AND TRANSPORTATION CHARGES

1. REPORTING MONTH: OCTOBER YEAR: 1993

3. NAME, TITLE, & TELEPHONE NUMBER OF CONTACT PERSON CONCERNING DATA
SUBMITTED ON THIS FORM: K.H. DUBIN, REGULATORY AFFAIRS, (305)-552-4910

2. REPORTING COMPANY: FLORIDA POWER & LIGHT COMPANY

4. SIGNATURE OF OFFICIAL SUBMITTING REPORT: *[Signature]*

5. DATE COMPLETED: 11-Jan-94

(A) LINE NO.	(B) PLANT NAME	(C) SUPPLIER	(D) DELIVERY LOCATION	(E) DELIVERY DATE	(F) TYPE OIL	(G) VOLUME (BBL)	(H) INVOICE PRICE (\$/BBL)	(I) INVOICE AMOUNT (\$)	(J) DISCNT (\$)	(K) NET AMT (\$)	(L) NET PRICE (\$/BBL)	(M) QUALITY ADJUST. (\$/BBL)	(N) EFFECTV. PUR PRICE (\$/BBL)	(O) TRANSP. TO TERM (\$/BBL)	(P) ADD'L TRANS CHGS (\$/BBL)	(Q) OTHER CHARGES (\$/BBL)	(R) DELIVERED PRICE (\$/BBL)
1	MANATEE	COASTAL	PORT MANATEE	10/07/93	F06	105996							0.0000				13.4565
2	SANFORD	ENJET	JACKSONVILLE	10/03/93	F06	169418							0.0000				14.1852
3	CAPE CANAVERAL	ENJET	PORT CANAVERAL	10/21/93	F06	169626							0.0000				13.2247
4	CAPE CANAVERAL	ENJET	PORT CANAVERAL	10/30/93	F06	169700							0.0000				12.2977
5	MANATEE	PHIBRO	PORT MANATEE	10/03/93	F06	117732							0.0000				13.7945
6	MANATEE	STINNES	PORT MANATEE	10/10/93	F06	118525							0.0000				13.7195
7	MANATEE	STINNES	PORT MANATEE	10/19/93	F06	119863							0.0000				13.8445
8	TURKEY POINT	STINNES	FISHER ISLAND	10/28/93	F06	119021							0.0000				14.2659
9	PORT EVERGLADES	STINNES	PORT EVERGLADES	10/29/93	F06	119275							0.0000				12.9894
10	SANFORD	VITOL	JACKSONVILLE	10/20/93	F06	250644							0.0000				14.1252
11	PORT EVERGLADES	CLARENDON	PORT EVERGLADES	10/14/93	F06	146300							0.0000				14.0744
12	TURKEY POINT	CLARENDON	FISHER ISLAND	10/14/93	F06	116730							0.0000				15.1089
13	RIVIERA	COASTAL	PORT PALM BEACH	10/07/93	F06	74704							0.0000				11.9044
14	RIVIERA	COASTAL	PORT PALM BEACH	10/12/93	F06	74250							0.0000				11.9044
15	FORT MYERS	ENJET	BOCA GRANDE	10/06/93	F06	139026							0.0000				12.8837
16	MARTIN	ENJET	PORT PALM BEACH	10/16/93	F06	134721							0.0000				15.6611
17	PORT EVERGLADES	GLOBAL	PORT EVERGLADES	10/05/93	F06	211334							0.0000				14.0744
18	TURKEY POINT	GLOBAL	FISHER ISLAND	10/06/93	F06	56107							0.0000				15.1089
19	PORT EVERGLADES	J ARON	PORT EVERGLADES	10/02/93	F06	127335							0.0000				14.0244
20	TURKEY POINT	J ARON	FISHER ISLAND	10/03/93	F06	151681							0.0000				15.0589
21	MANATEE	JARDN	PORT MANATEE	10/26/93	F06	120280							0.0000				13.4775
22	PORT EVERGLADES	JARON	PORT EVERGLADES	10/31/93	F06	264698							0.0000				14.3744
23	MANATEE	RIO	PORT MANATEE	10/07/93	F06	122276							0.0000				14.2745
24	MANATEE	RIO	PORT MANATEE	10/12/93	F06	118019							0.0000				13.7045
25	MANATEE	RIO	PORT MANATEE	10/13/93	F06	119549							0.0000				13.9045

EDITED COPY

PAGE 2 OF 2

FPSC FORM NO. 423-1(a)

MONTHLY REPORT OF COST AND QUALITY OF FUEL OIL FOR ELECTRIC PLANTS DETAIL OF INVOICE AND TRANSPORTATION CHARGES

1. REPORTING MONTH: OCTOBER YEAR: 1993
2. REPORTING COMPANY: FLORIDA POWER & LIGHT COMPANY

3. NAME, TITLE, & TELEPHONE NUMBER OF CONTACT PERSON CONCERNING DATA SUBMITTED ON THIS FORM: K.M. DUBIN, REGULATORY AFFAIRS, (305)-552-4910
4. SIGNATURE OF OFFICIAL SUBMITTING REPORT: *K.M. Dubin*
5. DATE COMPLETED: 11-Jan-94

(A) LINE NO.	(B) PLANT NAME	(C) SUPPLIER	(D) DELIVERY LOCATION	(E) DELIVERY DATE	(F) TYPE OIL	(G) VOLUME (BBL)	(H) INVOICE PRICE (\$/BBL)	(I) INVOICE AMOUNT (\$)	(J) DISCNT (\$)	(K) NET AMT (\$)	(L) NET PRICE (\$/BBL)	(M) QUALITY ADJUST. (\$/BBL)	(N) EFFECTV. PUR (\$/BBL)	(O) TRANSP. TO TERM (\$/BBL)	(P) ADD'L TRANS (\$/BBL)	(Q) OTHER CHGS (\$/BBL)	(R) DELIVERED PRICE (\$/BBL)
26	PORT EVERGLADES	RIO	PORT EVERGLADES	10/20/93	FO6	103915							0.0000				14.3244
27	FORT MYERS	RIO	BOCA GRANDE	10/21/93	FO6	112250							0.0000				13.1337
28	FORT MYERS	RIO	BOCA GRANDE	10/28/93	FO6	116060							0.0000				13.3337
29	SANFORD	STEUART	JACKSONVILLE	10/13/93	FO6	56148							0.0000				13.0782
30	RIVIERA	TEXACO	PORT PALM BEACH	10/03/93	FO6	104540							0.0000				11.9204
31	RIVIERA	TEXACO	PORT PALM BEACH	10/14/93	FO6	102835							0.0000				12.1664
32	RIVIERA	TEXACO	PORT PALM BEACH	10/24/93	FO6	103918							0.0000				12.1904
33	MARTIN	INDIANTOWN	PORT PALM BEACH	10/06/93	PRO	11	29.2600	322	0	322	29.2600	0.0000	29.2600	0.0000	0.0000	0.0000	29.2600
34	PORT EVERGLADES	PETROLANE	PORT EVERGLADES	10/20/93	PRO	12	35.5242	426	0	426	35.5242	0.0000	35.5242	0.0000	0.0000	0.0000	35.5242
35	FORT MYERS	PETROLANE	BOCA GRANDE	10/20/93	PRO	6	34.1383	205	0	205	34.1383	0.0000	34.1383	0.0000	0.0000	0.0000	34.1383
36	SANFORD	SUBURBAN	JACKSONVILLE	10/13/93	PRO	12	34.4667	414	0	414	34.4667	0.0000	34.4667	0.0000	0.0000	0.0000	34.4667

PAGE 1 OF 1

FPSC FORM NO. 423-1(b)

MONTHLY REPORT OF COST AND QUALITY OF FUEL OIL FOR ELECTRIC PLANTS
REPORT OF ADJUSTMENTS TO PREVIOUS OIL DELIVERIES

1. REPORTING MONTH: OCTOBER YEAR: 1993
2. REPORTING COMPANY: FLORIDA POWER & LIGHT COMPANY

3. NAME, TITLE, & TELEPHONE NUMBER OF CONTACT PERSON CONCERNING DATA
SUBMITTED ON THIS FORM: K.M. DUBIN, REGULATORY AFFAIRS, (305)-552-4910
4. SIGNATURE OF OFFICIAL SUBMITTING REPORT: *K.M. Dubin*
5. DATE COMPLETED: 11-Jan-94

LINE NO. (A)	MONTH REPORTED (B)	FORM PLANT NAME (C)	SUPPLIER (D)	ORIGINAL LINE NUMBER (E)	OLD VOLUME (BBLs) (F)	FORM NO. (G)	COLUMN DESIGNATOR & TITLE (H)	OLD VALUE (I)	NEW VALUE (J)	NEW DELIVERED PRICE (\$/BBL) (K)	ADJUSTMENT (L)
1	NONE										

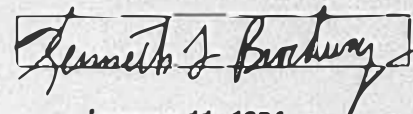
**MONTHLY REPORT OF COST AND QUALITY OF COAL FOR ELECTRIC PLANTS
ORIGIN, TONNAGE, DELIVERED PRICE AND AS RECEIVED QUALITY**

1. Report For Month/Yr: **October 1993**

4. Name, Title & Telephone Number of Contact
Person Concerning Data Submitted on this Form: **K.M. Dubin (305) 552-4910**

2. Reporting Company: **Florida Power & Light**

5. Signature of Official Submitting Report:



3. Plant Name: **St. Johns River Power Park (SJRPP)**

6. Date Completed: **January 11, 1994**

Line No.	Supplier Name	Mine Location	Purchase Type	Transportation Mode	Tons	Effective Purchase Price (\$/Ton)	Total Trans Cost (\$/Ton)	FOB Plant Price (\$/Ton)	As Received Coal Quality			
									Sulfur Content (%)	Btu Content (Btu/lb)	Ash Content (%)	Moisture Content (%)
(a)	(b)	(c)	(d)	(e)	(f)	(g)	(h)	(i)	(j)	(k)	(l)	(m)
1	Shamrock Coal Company	08,KY,095	LTC	UR	18,938	28.69	15.46	44.15	1.35	12,861	8.20	5.90
2	Intercor	45,SA,999	LTC	UR	46,456	33.36	0.00	33.36	0.75	11,820	7.80	10.70

**MONTHLY REPORT OF COST AND QUALITY OF COAL FOR ELECTRIC PLANTS
DETAIL OF INVOICE PURCHASE PRICE**

1. Report For Month/Yr: **October 1993**

4. Name, Title & Telephone Number of Contact
Person Concerning Data Submitted on this Form: **K.M. Dubin (305) 552-4910**

2. Reporting Company: **Florida Power & Light**

5. Signature of Official Submitting Report:

Kenneth J Broadway

3. Plant Name: **St. Johns River Power Park (SJRPP)**

6. Date Completed: **January 11, 1994**


Line No.	Supplier Name	Mine Location	Purchase Type	Tons	FOB Mine Price (\$/Ton)	Short Haul & Loading Charge (\$/Ton)	Original Invoice Price (\$/Ton)	Retro-active Price Increases (\$/Ton)	Base Price (\$/Ton)	Quality Adjustments (\$/Ton)	Effective Purchase Price (\$/Ton)
(a)	(b)	(c)	(d)	(e)	(f)	(g)	(h)	(i)	(j)	(k)	(l)
1	Shamrock Coal Company	08,KY,095	LTC	18,938	28.69	0.00	28.69	0.00	28.69	0.00	28.69
2	Intercor	45,SA,999	LTC	46,456	33.36	0.00	33.36	0.00	33.36	0.00	33.36

**MONTHLY REPORT OF COST AND QUALITY OF COAL FOR ELECTRIC PLANTS
DETAIL OF TRANSPORTATION CHARGES**

1. Report For Month/Yr: **October 1993**

4. Name, Title & Telephone Number of Contact
Person Concerning Data Submitted on this Form: **K.M. Dublin (305) 552-4910**

2. Reporting Company: **Florida Power & Light**

5. Signature of Official Submitting Report: 

3. Plant Name: **St. Johns River Power Park (SJRPP)**

6. Date Completed: **January 11, 1994**

Line No.	Supplier Name	Mine Location	Shipping Point	Transportation Mode	Tons	Effective Purchase Price (\$/Ton)	Short Haul & Loading Charge (\$/Ton)	Rail Charges		Waterborne Charges					Total Transport Charges (\$/Ton)	FOB Mine Price (\$/Ton)
								Rail Rate (\$/Ton)	Other Rail Charges (\$/Ton)	River Barge Rate (\$/Ton)	Trans-loading Rate (\$/Ton)	Ocean Barge Rate (\$/Ton)	Other Water Charges (\$/Ton)	Related Charges (\$/Ton)		
(a)	(b)	(c)	(d)	(e)	(f)	(g)	(h)	(i)	(j)	(k)	(l)	(m)	(n)	(o)	(p)	(q)
1	Shamrock Coal Company	08,KY,095	Clover	UR	18,938	28.69	0.00	15.46	0.00	0.00	0.00	0.00	0.00	0.00	15.46	28.69
2	Intercor	45,SA,999	El Correjon	UR	46,456	33.36	0.00	0.00	0.00	0.00	0.00	0.00	0.00	0.00	0.00	33.36

**MONTHLY REPORT OF COST AND QUALITY OF FUEL OIL FOR ELECTRIC PLANTS
ORIGIN, TONNAGE, DELIVERED PRICE, AND AS RECEIVED QUALITY**

1. Reporting Month: **October** Year: **1993**
 2. Reporting Company: **FLORIDA POWER & LIGHT COMPANY**
 3. Plant Name: **R.W.SCHERER ***

4. Name, Title & Telephone Number of Contact Person Concerning Data Submitted on this Form: **Michael J. Frank, Principal Accountant (912) 738-0113, ext. 3904.**

5. Signature of Official Submitting Report: *Kenneth J. Bruckey*
 6. Date Completed: **January 11, 1994**

Line No. (a)	Supplier Name (b)	Mine Location (c)	Purchase Type (d)	Transport Mode (e)	Tons (f)	Purchase Price (\$/Ton) (g)	Effective Transport Charges (\$/Ton) (h)	Total FOB Plant Price (\$/Ton) (i)	Sulfur Content (%) (j)	Btu Content (Btu/lb) (k)	Ash Content (%) (l)	Moisture Content (%) (m)
(1)	SHELL COAL	08/WV/059	MTC	UR	8,290.06	47.305	16.86	64.165	0.65	12,086	11.58	6.79
(2)	DELTA	08/VA/195	MTC	UR	5,438.89	36.843	11.68	48.523	0.74	13,477	7.24	5.06
(3)	SHELL COAL	08/WV/059	MTC	UR	6,879.25	47.231	13.48	60.711	0.65	12,072	11.79	6.79
(4)	PONTIKI COAL	08/KY/159	S	UR	1,277.45	24.613	16.21	40.823	0.62	12,810	7.14	6.26
(5)	MASSEY COAL	08/KY/195	S	UR	24.52	22.175	14.67	36.845	0.62	12,426	11.07	6.11
(6)	AGIP COAL	08/WV/059	S	UR	1,317.69	27.177	16.21	43.387	0.69	12,716	7.86	7.26
(7)	MASSEY COAL	08/KY/195	S	UR	8,063.49	30.148	16.21	46.358	0.61	12,607	9.55	6.54
(8)	DELTA	08/VA/195	S	UR	1,290.18	35.164	13.82	48.984	0.78	13,520	7.12	5.15
(9)	MINGO LOGAN	08/WV/059	S	UR	4,030.88	31.859	15.96	47.819	0.71	13,042	8.81	5.57
(10)	AMVEST COAL	08/VA/105	S	UR	2,983.35	30.503	13.82	44.323	0.70	12,265	9.65	7.86
(11)	MINGO LOGAN	08/WV/059	S	UR	1,345.12	34.272	15.96	50.232	0.71	13,273	8.14	4.90
(12)	AMAX COAL	19/WY/005	S	UR	12,406.66	3.578	20.77	24.348	0.28	8,534	4.58	29.84
(13)	CABALLO ROJO	19/WY/005	S	UR	4,623.83	3.441	21.02	24.461	0.34	8,414	4.87	30.70
(14)	ARCH COAL	08/WV/045	MTC	R&B	7,469.98	34.563	13.97	48.533	0.72	12,205	10.18	7.57
(15)	ARCH COAL	08/KY/133	MTC	R&B	4,633.08	37.321	13.93	51.251	0.78	12,764	9.00	6.37
(16)	ARCH COAL	08/WV/039	MTC	R&B	1,868.81	34.181	16.28	50.461	0.75	12,486	8.84	7.40
(17)	ARCH COAL	08/WV/039	MTC	R&B	2,439.47	34.253	16.41	50.663	0.72	12,613	9.48	6.63

MONTHLY REPORT OF COST AND QUALITY OF FUEL OIL FOR ELECTRIC PLANTS
DETAILED PURCHASED COAL INVOICE INFORMATION

1. Reporting Month: **October** Year: **1993**
 2. Reporting Company: **FLORIDA POWER & LIGHT COMPANY**
 3. Plant Name: **R.W.SCHERER ***

4. Name, Title & Telephone Number of Contact Person Concerning Data Submitted on this Form: **Michael J. Frank, Principal Accountant (912) 738-0113, ext. 3904.**

5. Signature of Official Submitting Report: *Kenneth J. Burkway*

6. Date Completed: **January 11, 1994**

Line No. (a)	Supplier Name (b)	Mine Location (c)	Shipping Point (d)	Transport Mode (e)	Tons (f)	Effective Purchase Price (\$/Ton) (g)	Additional Shortfall & Loading Charges (\$/Ton) (h)	Rail Charges		Waterborne Charges				Other Related Charges (\$/Ton) (o)	Total Transportation Charges (\$/Ton) (p)	FOB Plant Price (\$/Ton) (q)
								Rail Rate (\$/Ton) (i)	Other Rail Charges (\$/Ton) (j)	River Barge Rate (\$/Ton) (k)	Trans-loading Rate (\$/Ton) (l)	Ocean Barge Rate (\$/Ton) (m)	Other Water Charges (\$/Ton) (n)			
(1)	SHELL COAL	08/WV/059	MARROWBONE, WV.	UR	8,290.00	47.305	-	16.80	-	-	-	-	-	16.80	64.165	
(2)	DELTA	08/VA/195	STEERBRANCH, VA.	UR	5,438.89	38.843	-	11.68	-	-	-	-	-	11.68	48.523	
(3)	SHELL COAL	08/WV/059	MARROWBONE, WV.	UR	6,879.25	47.231	-	13.48	-	-	-	-	-	13.48	60.711	
(4)	PONTIKU COAL	08/KY/159	PONTIKU, KY.	UR	1,277.45	24.613	-	16.21	-	-	-	-	-	16.21	40.823	
(5)	MASSEY COAL	08/KY/195	SIDNEY, KY.	UR	24.52	22.175	-	14.67	-	-	-	-	-	14.67	36.845	
(6)	AGIP COAL	08/WV/059	SCARLET GLEN, WV.	UR	1,317.69	27.177	-	16.21	-	-	-	-	-	16.21	43.387	
(7)	MASSEY COAL	08/KY/195	SIDNEY, KY.	UR	8,063.49	30.148	-	16.21	-	-	-	-	-	16.21	46.359	
(8)	DELTA	08/VA/195	STEERBRANCH, VA.	UR	1,290.18	35.164	-	13.82	-	-	-	-	-	13.82	48.981	
(9)	MINGO LOGAN	08/WV/059	MINGO, WV.	UR	4,030.88	31.859	-	15.96	-	-	-	-	-	15.96	47.819	
(10)	AMVEST COAL	08/VA/105	MAYFLOWER, VA.	UR	2,983.35	30.503	-	13.82	-	-	-	-	-	13.82	44.323	
(11)	MINGO LOGAN	08/WV/059	MINGO, WV.	UR	1,345.12	34.272	-	15.96	-	-	-	-	-	15.96	50.232	
(12)	AMAX COAL	19/WV/005	CAMPBELL, WV.	UR	12,408.66	3.578	-	20.77	-	-	-	-	-	20.77	24.348	
(13)	CABALLO ROJO	19/WV/005	CAMPBELL, WV.	UR	4,823.83	3.441	-	21.02	-	-	-	-	-	21.02	24.481	
(14)	ARCH COAL	08/WV/045	LOGAN, WV.	R&B	7,469.98	34.563	-	10.09	-	3.88	-	-	-	13.97	48.533	
(15)	ARCH COAL	08/KY/133	LETCHER, KY.	R&B	4,633.08	37.321	-	10.09	-	3.84	-	-	-	13.93	51.251	
(16)	ARCH COAL	08/WV/039	KANAWHA, WV.	R&B	1,868.81	34.181	-	10.09	-	6.19	-	-	-	16.28	50.461	
(17)	ARCH COAL	08/WV/039	KANAWHA, WV.	R&B	2,439.47	34.253	-	10.09	-	6.32	-	-	-	16.41	50.663	

* Effective 06/01/93 FPL's ownership increased to 12.2925%

CERTIFICATE OF SERVICE

I **HEREBY CERTIFY** that true and correct copies of Florida Power & Light Company's Forms 423-1, 423-1(a) edited, 423-1(b), 423-2, 423-2(a) and 423-2(b) for the month of October, 1993 were forwarded to the Florida Public Service Commission via Airborne Express, and were also mailed to the individuals listed below all on this 14th day of January, 1994.

Barbara A. Balzer
Florida Public Service Commission
101 East Gaines Street
Fletcher Building
Tallahassee, FL 32399

Mr. Prentice P. Pruitt
Florida Public Service
Commission
101 East Gaines Street
Fletcher Building
Tallahassee, FL 32399

John W. McWhirter, Jr., Esquire
Joseph A. McGlothlin, Esquire
Lawson, McWhirter, Grandoff & Reeves
201 East Kennedy Boulevard
First Southern Plaza, Suite 800
Tampa, FL 33601

Jack Shreve, Esquire
Robert Langford, Esquire
Office of Public Counsel
624 Fuller Warren Building
202 Blount Street
Tallahassee, FL 32301

G. Edison Holland, Esquire
Beggs & Lane
P. O. Box 12950
Pensacola, FL 32576

Lee L. Wills, Esquire
James D. Beasley, Esquire
Ausley, McMullen, McGehee
Carothers & Proctor
P. O. Box 391
Tallahassee, FL 32302

Major Gary A. Enders USAF
HQ USAF/ULT, STOP 21
Tyndall AFB, FL 32403-6001

Lee G. Schmudde, Esquire
Reedy Creek Utilities, Inc.
P. O. Box 40
Lake Buena Vista, FL 32830

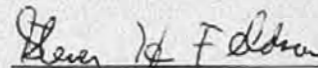
Robert S. Goldman, Esquire
Vickers, Caparello, French & Madsen
P. O. Box Drawer 1876
Tallahassee, FL 32302

James A. McGee, Esquire
P. O. Box 14042
St. Petersburg, FL 33733

Zori G. Ferkin, Esquire
Sutherland, Asbill & Brennan
1275 Pennsylvania Avenue, N.W.
8th Floor
Washington, D.C. 20004

Josephine Howard Stafford
Assistant City Attorney
315 East Kennedy Blvd.
Tampa, FL 33615

Anthony G. Tummarello
Director of Energy
Occidental Chemical Corporation
5005 LBJ Freeway
P. O. Box 809050
Dallas, TX 75380-9050



Steven H. Feldman

SHF/ssk

Certif1.Oct