



April 28, 1994

ORIGINAL
FILE COPY

Ms. Blanca S. Bayo
Director, Division of Records
and Reporting
Florida Public Service Commission
Fletcher Building
101 East Gaines Street
Tallahassee, Florida 32399-0850

Re: Docket No. 930173-TL
Polo Park EAS

Dear Ms. Bayo:

In accordance with Order No. PSC-94-0091-PCO-TL issued January 26, 1994 in the above referenced Docket, enclosed for filing are an original and fifteen (15) copies of Vista-United Telecommunications' completed Polo Park EAS Traffic Study.

A copy of this filing has been provided to all Parties of Record.

Should there be any questions, please contact Lynn B. Hall of our office at (407) 827-2210.

ACK	<input checked="" type="checkbox"/>	Sincerely,
AFA	<input type="checkbox"/>	<i>Lynn B. Hall</i>
APP	<input type="checkbox"/>	
CAF	<input type="checkbox"/>	
CMU	<input type="checkbox"/>	
CTR	<input type="checkbox"/>	
EAG	<input type="checkbox"/>	Lynn B. Hall
LES	<input type="checkbox"/>	Contract and Regulatory Administrator
LIN	<input type="checkbox"/>	
OPC	<input type="checkbox"/>	
RC	<input type="checkbox"/>	
SEC	<input type="checkbox"/>	
WAS	<input type="checkbox"/>	
OTH	<input type="checkbox"/>	

/lbh

Enclosures

cc: Dave Campbell
Bill Huttenhower
Bob Merrick
Parties of Record

RECEIVED & FILED
mas
FPSC-BUREAU OF RECORDS

Vista-United Telecommunications DOCUMENT NUMBER-DATE

"bringing the Disney standard of excellence to telecommunications"

03981 APR 28 1994

P.O. Box 10180 • Lake Buena Vista, Florida 32830-0180 • (407) 827-2000 • FAX (407) 827-2444

FPSC-RECORDS/REPORTING

CERTIFICATE OF SERVICE


I HEREBY CERTIFY that a true and correct copy of the foregoing response of Vista-United Telecommunications to Order No. PSC-94-0091-PCO-TL in Docket No. 930173-TL has been furnished by U.S. Mail this 27th day of April, 1994 to the following parties:

Division of Legal Services
Florida Public Service Commission
Fletcher Building
101 East Gaines Street
Tallahassee, Florida 32399-0850

Alan N. Berg
Senior Attorney
United Telephone Company of Florida
Attn: Alan Berg
P.O. Box 5000
Altamonte Springs, Florida 32716-5000

John Hilken
12525 Highway 27 North
Davenport, Florida 33827

Thomas R. Parker
GTE Florida-Inc.
Post Office Box 110, MC7
Tampa, Florida 33601-6110



Lynn B. Hall
Contract & Regulatory Administrator
Vista-United Telecommunications
3100 Bonnet Creek Road
P.O. Box 10180
Lake Buena Vista, Florida 32830-0180

Analysis Statement

Vista-United Telecommunications

Docket No. 930173-TL, Order No. PSC-94-0091-PCO-TL

Petition by the Residents of Polo Park Requesting Extended Area Service (EAS) Between the Haines City Exchange and the Orlando, West Kissimmee, Lake Buena Vista, Windermere, Reedy Creek, Winter Park, Clermont, Winter Garden and St. Cloud Exchanges

The calling volumes identified on Schedule I show messages per access line per month for the routes studied. While the percentage of customers making two or more calls per month ranged from 22 to 162, which is 9% and 1%, respectively, for the one-way routes studied, none of the routes studied had the minimum calling volume level identified in FPSC Rule 25-4.060 (3)(a) of three (3) or more M/A/M with fifty percent (50%) of the subscribers making two (2) or more calls.

Likewise, the calling volumes for the routes studied and identified on Schedule II do not approach the community of interest qualification levels outlined in FPSC Rule 25-4.060 (3). Per the Rule, "a sufficient degree of community of interest between exchanges, sufficient to warrant further proceedings, will be considered to exist when the combined two-way calling rate over each interexchange route under consideration equals or exceeds two (2) messages per access line and equivalent access line per month (M/A/M) and fifty percent (50%) or more of the subscribers in the exchanges involved make one or more calls per month." The routes studied showed >35 and .03 M/A/M respectively, with the percent of customers making one or more calls being only 16% and 2%, respectively.

It is Vista-United Telecommunications' opinion that the calling volumes identified in Schedules I and II are not sufficient to warrant further consideration.

Lake Buena Vista Information

Residential Access Lines Per Square Mile (Land Area)

<u>Exchange</u>	<u>Square Miles</u>	<u>Residential Access Lines</u>	<u>Residential Access Lines Per Square Mile</u>
Lake Buena Vista	43.8	381	.11

DOCUMENT NUMBER-DATE

03981 APR 28 1994

FPSC-RECORDS/REPORTING

Lake Buena Vista Exchange

Vista-United Telecommunications

Docket No. 930173-TL, Order No. PSC-94-0091-PCO-TL

Petition by the Residents of Polo Park Requesting Extended Area Service (EAS) Between the Haines City Exchange and the Orlando, West Kissimmee, Lake Buena Vista, Windermere, Reedy Creek, Winter Park, Clermont, Winter Garden and St. Cloud Exchanges

The Lake Buena Vista Exchange covers the 43.8 square miles comprising the Reedy Creek Improvement District, of which 29.3 square miles lies within Orange County and the remaining undeveloped 14.5 square miles are within Osceola County. It includes the cities of Bay Lake and Lake Buena Vista. There are currently 381 residence access lines in the Lake Buena Vista Exchange.

The Lake Buena Vista Exchange is almost entirely business and commercial consisting of the WALT DISNEY WORLD and EPCOT Center attractions, hotels, and dining and shopping facilities. Guests and employees within the Exchange are linked to the adjacent communities in Osceola and Orange Counties by overnight accommodations and residential circumstances. EAS currently exists between the Lake Buena Vista Exchange and Orlando and adjacent communities in Orange County only.

Exhibits

Vista-United Telecommunications

Docket No. 930173-TL, Order No. PSC-94-0091-PCO-TL

Petition by the Residents of Polo Park Requesting Extended Area Service (EAS) Between the Haines City Exchange and the Orlando, West Kissimmee, Lake Buena Vista, Windermere, Reedy Creek, Winter Park, Clermont, Winter Garden and St. Cloud Exchanges

- Exhibit I - Completed Schedule I as requested in Order No. PSC-94-0091-PCO-TL. It depicts the routes studied in order of highest to lowest M/A/M and identifies the number/percent of customers making two (2) or more calls.
- Exhibit II - Completed Schedule II as requested in Order No. PSC-94-0091-PCO-TL. It depicts the routes studied in order of highest to lowest M/A/M and identifies the number/percent of customers making one or more calls.
- Exhibit III - Traffic studies for the routes studied. Includes calculated calling rates and a detailed analysis of the distribution of calls among subscribers.
- Exhibit IV - Station classification data showing by class of service the number of access lines and equivalent access lines in service for the exchange studied.
- Exhibit V - Map showing existing EAS routes.
- Exhibit VI - Map showing the proposed EAS routes with the M/A/M and percent of subscribers making two or more calls identified for each route.
- Exhibit VII - Intrastate intraLATA toll rates and the distance between rate centers.
- Exhibit VIII - Foreign Exchange information. Includes number in service, average calling volumes and M/A/M calculations as if the FX were considered point-to-point.

VISTA-UNITED TELECOMMUNICATIONS

SCHEDULE I

DOCKET NO. 930173-TL, ORDER NO. PSC-94-0091-PCO-TL
INTEREXCHANGE TRAFFIC DATA

EAS - HAINES CITY TO LAKE BUENA VISTA AND ORLANDO

ONE-WAY

<u>FROM</u>	<u>TO</u>	<u>AL&T</u>	<u>MESSAGES</u>	<u>CALLING RATE M/A/M</u>	<u>TOTAL CUSTOMERS</u>	<u>CUSTOMERS MAKING 2 OR MORE CALLS/MONTH</u>	
						<u>NUMBER</u>	<u>PERCENT</u>
<u>PART I</u>							
ROUTES OVER 3 M/A/M							
<u>PART II</u>							
ROUTES OVER 2.99 TO 2.00 M/A/M							
<u>PART III</u>							
ROUTES OVER 1.99 TO 1.00 M/A/M							
<u>PART IV</u>							
ROUTES BELOW .99 M/A/M	LBV	HAINES CITY	6221	2208	0.35	1823	162 9%

VISTA-UNITED TELECOMMUNICATIONS

SCHEDULE I

DOCKET NO. 930173-TL, ORDER NO. PSC-94-0091-PCO-TL
INTEREXCHANGE TRAFFIC DATA

EAS - HAINES CITY TO LAKE BUENA VISTA AND ORLANDO
POINCIANA 813-427 ONLY

ONE-WAY

<u>FROM</u>	<u>TO</u>	<u>AL&T</u>	<u>MESSAGES</u>	<u>CALLING RATE M/A/M</u>	<u>TOTAL CUSTOMERS</u>	<u>CUSTOMERS MAKING 2 OR MORE CALLS/MONTH NUMBER</u>	<u>PERCENT</u>
<u>PART I</u>							
ROUTES OVER 3 M/A/M							
<u>PART II</u>							
ROUTES OVER 2.99 TO 2.00 M/A/M							
<u>PART III</u>							
ROUTES OVER 1.99 TO 1.00 M/A/M							
<u>PART IV</u>							
ROUTES BELOW .99 M/A/M	LBV	POINCIANA 813-427	6221	162	0.03	1823	22 1%

VISTA-UNITED TELECOMMUNICATIONS

SCHEDULE II

DOCKET NO. 930173-TL, ORDER NO. PSC-94-0091-PCO-TL
INTEREXCHANGE TRAFFIC DATA

EAS - HAINES CITY TO LAKE BUENA VISTA AND ORLANDO

TWO-WAY (VISTA PORTION ONLY)

<u>FROM</u>	<u>TO</u>	<u>AL&T</u>	<u>MESSAGES</u>	<u>CALLING RATE M/A/M</u>	<u>TOTAL CUSTOMERS</u>	<u>CUSTOMERS MAKING 1 OR MORE CALLS/MONTH NUMBER</u>	<u>PERCENT</u>
-------------	-----------	-----------------	-----------------	-----------------------------------	----------------------------	--	----------------

PART I

ROUTES OVER 2 M/A/M

PART II

ROUTES OVER 1.99 TO 1.00 M/A/M

PART III

ROUTES BELOW .99 M/A/M

LBV	HAINES CITY	6221	2208	0.35	1823	284	16%
-----	-------------	------	------	------	------	-----	-----

VISTA-UNITED TELECOMMUNICATIONS

SCHEDULE II

DOCKET NO. 930173-TL, ORDER NO. PSC-94-0091-PCO-TL
INTEREXCHANGE TRAFFIC DATA

EAS - HAINES CITY TO LAKE BUENA VISTA AND ORLANDO
POINCIANA 813-427 ONLY

TWO-WAY (VISTA PORTION ONLY)

<u>FROM</u>	<u>TO</u>	<u>AL&T</u>	<u>MESSAGES</u>	<u>CALLING RATE M/A/M</u>	<u>TOTAL CUSTOMERS</u>	<u>CUSTOMERS MAKING 1 OR MORE CALLS/MONTH NUMBER</u>	<u>PERCENT</u>
-------------	-----------	-----------------	-----------------	-----------------------------------	----------------------------	--	----------------

PART I

ROUTES OVER 2 M/A/M

PART II

ROUTES OVER 1.99 TO 1.00 M/A/M

PART III

ROUTES BELOW .99 M/A/M

LBV	POINCIANA 813-427	6221	162	0.03	1823	38	2%
-----	----------------------	------	-----	------	------	----	----

VISTA-UNITED TELECOMMUNICATIONS
TOLL POINT TO POINT STUDY
LAKE BUENA VISTA TO HAINES CITY
2/03/94 TO 3/09/94

	<u>RESIDENCE</u>	<u>BUSINESS</u>	<u>TOTAL</u>
1. ACCESS LINES	381	5840	6221
2. CUSTOMERS BILLED	381	1442	1823
3. NUMBER OF CUSTOMERS ORIGINATING 1 OR MORE MESSAGES	55	229	284
4. ORIGINATING MESSAGES	168	2040	2208
5. MESSAGE MINUTES	740	9360	10100
6. MESSAGE REVENUE	\$94.94	\$2,144.79	\$2,239.73
7. CUSTOMER USAGE (L3/L2)	14%	16%	16%
8. AVERAGE MESSAGES PER ACCESS LINE (L4/L1)	0.44	0.35	0.35
9. AVERAGE MESSAGES PER CALLING CUSTOMER (L4/L3)	3.05	8.91	1.21
10. AVERAGE MINUTES PER MESSAGE (L5/L4)	4.40	4.59	4.57
11. AVERAGE REVENUE PER MESSAGE (L6/L4)	\$0.57	\$1.05	\$1.01
12. AVERAGE MESSAGE REVENUE PER ACCESS LINE (L6/L1)	\$0.25	\$0.37	\$0.36
13. AVERAGE MESSAGE REVENUE PER CALLING CUSTOMER (L6/L3)	\$1.73	\$9.37	\$7.89
14. NUMBER OF CUSTOMERS ORIGINATING 2 OR MORE MESSAGES	23	139	162
15. CUSTOMER USAGE 2 OR MORE MESSAGES (L14/L2)	6%	10%	9%

VISTA-UNITED TELECOMMUNICATIONS
TOLL POINT TO POINT STUDY
LAKE BUENA VISTA TO HAINES CITY
2/03/94 TO 3/09/94

COMBINED

MESSAGES	-----DAY-----			-----EVENING-----			-----NIGHT-----			TOTAL CUSTOMERS	TOTAL REVENUES
	MESSAGES	REVENUE	MINUTES	MESSAGES	REVENUE	MINUTES	MESSAGES	REVENUE	MINUTES		
0											
1	93	\$61.70	393	24	\$13.32	100	5	\$2.12	18	122	\$77.14
2	83	\$62.22	360	20	\$14.22	96	9	\$3.94	42	56	\$80.38
3	40	\$20.48	133	6	\$4.65	41	2	\$0.35	5	16	\$25.48
4	51	\$35.18	229	15	\$5.85	41	6	\$2.57	24	18	\$43.60
5	39	\$23.58	127	6	\$5.65	36	0	\$0.00	0	9	\$29.23
6	28	\$32.08	161	5	\$4.90	21	3	\$1.69	12	6	\$38.66
7	39	\$56.10	334	21	\$19.46	155	3	\$0.65	9	9	\$76.20
8	26	\$19.40	116	5	\$3.98	35	1	\$1.10	4	4	\$24.47
9	7	\$4.06	28	2	\$1.11	10	0	\$0.00	0	1	\$5.17
10	24	\$21.28	97	13	\$10.34	71	3	\$1.85	14	4	\$33.46
11	2	\$0.52	4	4	\$1.98	18	5	\$1.40	19	1	\$3.90
12	13	\$4.98	36	11	\$5.87	53	0	\$0.00	0	2	\$10.85
13	23	\$14.30	88	14	\$8.85	39	2	\$1.47	19	3	\$24.62
14	35	\$26.22	117	20	\$28.14	147	1	\$1.02	3	4	\$55.38
16	30	\$33.32	142	2	\$1.23	11	0	\$0.00	0	2	\$34.55
19	21	\$22.26	77	14	\$6.53	33	3	\$2.41	11	2	\$31.20
20	30	\$28.48	118	9	\$9.92	51	1	\$1.74	12	2	\$40.13
21	45	\$48.38	158	16	\$14.48	60	2	\$2.07	14	3	\$64.93
22	20	\$14.80	100	0	\$0.00	0	2	\$0.43	6	1	\$15.23
24	12	\$5.04	36	12	\$2.82	28	0	\$0.00	0	1	\$7.86
25+	880	\$1,042.96	3786	294	\$363.01	1597	106	\$111.35	605	18	\$1,517.32
TOTALS	1541	\$1,577.34	6640	513	\$526.28	2643	154	\$136.11	817	284	\$2,239.73

VISTA-UNITED TELECOMMUNICATIONS
TOLL POINT TO POINT STUDY
LAKE BUENA VISTA TO HAINES CITY
2/03/94 TO 3/09/94

RESIDENCE

RESIDENCE	DAY			EVENING			NIGHT			TOTAL CUSTOMERS	TOTAL REVENUES
	MESSAGES	REVENUE	MINUTES	MESSAGES	REVENUE	MINUTES	MESSAGES	REVENUE	MINUTES		
0										326	
1	19	\$10.26	65	11	\$4.79	44	2	\$0.67	9	32	\$15.72
2	10	\$8.52	57	5	\$4.34	38	1	\$0.22	3	8	\$13.07
3	6	\$2.04	15	6	\$4.65	41	0	\$0.00	0	4	\$6.69
4	10	\$6.92	42	2	\$0.75	7	0	\$0.00	0	3	\$7.67
5	7	\$4.06	28	3	\$2.39	21	0	\$0.00	0	2	\$6.45
6											\$0.00
7	3	\$1.10	8	3	\$1.19	11	1	\$0.38	5	1	\$2.66
8	8	\$2.88	21	0	\$0.00	0	0	\$0.00	0	1	\$2.88
9											\$0.00
10											\$0.00
11	2	\$0.52	4	4	\$1.98	18	5	\$1.40	19	1	\$3.90
12											\$0.00
13	5	\$3.06	21	6	\$1.17	12	2	\$1.47	19	1	\$5.70
14	11	\$4.30	31	3	\$2.03	18	0	\$0.00	0	1	\$6.33
16											\$0.00
19											\$0.00
20											\$0.00
21											\$0.00
22											\$0.00
24											\$0.00
25+	18	\$13.64	92	15	\$10.25	91	0	\$0.00	0	1	\$23.89
TOTALS	99	\$57.30	384	58	\$33.51	301	11	\$4.13	55	55	\$94.94

VISTA-UNITED TELECOMMUNICATIONS
TOLL POINT TO POINT STUDY
LAKE BUENA VISTA TO HAINES CITY
2/03/94 TO 3/09/94

BUSINESS

MESSAGES	DAY			EVENING			NIGHT			TOTAL CUSTOMERS	TOTAL REVENUES
	MESSAGES	REVENUE	MINUTES	MESSAGES	REVENUE	MINUTES	MESSAGES	REVENUE	MINUTES		
0										5611	
1	74	\$51.44	328	13	\$8.54	56	3	\$1.45	9	90	\$61.42
2	73	\$53.70	303	15	\$9.89	58	8	\$3.72	39	48	\$67.31
3	34	\$18.44	118	0	\$0.00	0	2	\$0.35	5	12	\$18.79
4	41	\$28.26	187	13	\$5.10	34	6	\$2.57	24	15	\$35.93
5	32	\$19.52	99	3	\$3.27	15	0	\$0.00	0	7	\$22.79
6	28	\$32.08	161	5	\$4.90	21	3	\$1.69	12	6	\$38.66
7	36	\$55.00	326	18	\$18.27	144	2	\$0.27	4	8	\$73.54
8	18	\$16.52	95	5	\$3.98	35	1	\$1.10	4	3	\$21.59
9	7	\$4.06	28	2	\$1.11	10	0	\$0.00	0	1	\$5.17
10	24	\$21.28	97	13	\$10.34	71	3	\$1.85	14	4	\$33.46
11	0	\$0.00	0	0	\$0.00	0	0	\$0.00	0	0	\$0.00
12	13	\$4.98	36	11	\$5.87	53	0	\$0.00	0	2	\$10.85
13	18	\$11.24	67	8	\$7.68	27	0	\$0.00	0	2	\$18.92
14	24	\$21.92	86	17	\$26.12	129	1	\$1.02	3	3	\$49.05
16	30	\$33.32	142	2	\$1.23	11	0	\$0.00	0	2	\$34.55
19	21	\$22.26	77	14	\$6.53	33	3	\$2.41	11	2	\$31.20
20	30	\$28.48	118	9	\$9.92	51	1	\$1.74	12	2	\$40.13
21	45	\$48.38	158	16	\$14.48	60	2	\$2.07	14	3	\$64.93
22	20	\$14.80	100	0	\$0.00	0	2	\$0.43	6	1	\$15.23
24	12	\$5.04	36	12	\$2.82	28	0	\$0.00	0	1	\$7.86
25+	862	\$1,029.32	3694	279	\$352.77	1506	106	\$111.35	605	17	\$1,493.44
TOTALS	1442	\$1,520.04	7698	455	\$492.77	2797	143	\$131.99	905	229	\$2,144.79

VISTA-UNITED TELECOMMUNICATIONS
TOLL POINT TO POINT STUDY
LAKE BUENA VISTA TO HAINES CITY
POINCIANA 813-427
2/03/94 TO 3/09/94

	<u>RESIDENCE</u>	<u>BUSINESS</u>	<u>TOTAL</u>
1. ACCESS LINES	381	5840	6221
2. CUSTOMERS BILLED	381	1442	1823
3. NUMBER OF CUSTOMERS ORIGINATING 1 OR MORE MESSAGES	3	35	38
4. ORIGINATING MESSAGES	5	157	162
5. MESSAGE MINUTES	20	744	764
6. MESSAGE REVENUE	\$2.69	\$169.66	\$172.35
7. CUSTOMER USAGE (L3/L2)	1%	2%	2%
8. AVERAGE MESSAGES PER ACCESS LINE (L4/L1)	0.01	0.03	0.03
9. AVERAGE MESSAGES PER CALLING CUSTOMER (L4/L3)	1.67	4.49	0.09
10. AVERAGE MINUTES PER MESSAGE (L5/L4)	4.00	4.74	4.72
11. AVERAGE REVENUE PER MESSAGE (L6/L4)	\$0.54	\$1.08	\$1.06
12. AVERAGE MESSAGE REVENUE PER ACCESS LINE (L6/L1)	\$0.01	\$0.03	\$0.03
13. AVERAGE MESSAGE REVENUE PER CALLING CUSTOMER (L6/L3)	\$0.90	\$4.85	\$4.54
14. NUMBER OF CUSTOMERS ORIGINATING 2 OR MORE MESSAGES	2	20	22
15. CUSTOMER USAGE 2 OR MORE MESSAGES (L14/L2)	1%	1%	1%

VISTA-UNITED TELECOMMUNICATIONS
 TOLL POINT TO POINT STUDY
 LAKE BUENA VISTA TO HAINES CITY
 POINCIANA 813-427
 2/03/94 TO 3/09/94

COMBINED

MESSAGES	-----DAY-----			-----EVENING-----			-----NIGHT-----			TOTAL CUSTOMERS	TOTAL REVENUES
	MESSAGES	REVENUE	MINUTES	MESSAGES	REVENUE	MINUTES	MESSAGES	REVENUE	MINUTES		
0											
1	8	\$5.44	32	5	\$8.66	59	3	\$1.61	11	16	\$15.70
2	14	\$9.60	49	5	\$2.70	16	1	\$1.02	3	10	\$13.31
3	6	\$5.72	18	2	\$2.23	6	1	\$0.14	2	3	\$8.09
4	7	\$6.66	33	6	\$4.65	41	3	\$2.81	11	4	\$14.12
5	0	\$0.00	0	0	\$0.00	0	0	\$0.00	0	0	\$0.00
6	0	\$0.00	0	0	\$0.00	0	0	\$0.00	0	0	\$0.00
7	5	\$4.30	33	0	\$0.00	0	2	\$2.03	6	1	\$6.33
8	0	\$0.00	0	0	\$0.00	0	0	\$0.00	0	0	\$0.00
9	0	\$0.00	0	0	\$0.00	0	0	\$0.00	0	0	\$0.00
10	0	\$0.00	0	0	\$0.00	0	0	\$0.00	0	0	\$0.00
11	0	\$0.00	0	0	\$0.00	0	0	\$0.00	0	0	\$0.00
12	0	\$0.00	0	0	\$0.00	0	0	\$0.00	0	0	\$0.00
13	0	\$0.00	0	0	\$0.00	0	0	\$0.00	0	0	\$0.00
14	0	\$0.00	0	0	\$0.00	0	0	\$0.00	0	0	\$0.00
16	10	\$11.28	48	14	\$6.57	40	8	\$15.96	122	2	\$33.81
19	0	\$0.00	0	0	\$0.00	0	0	\$0.00	0	0	\$0.00
20	0	\$0.00	0	0	\$0.00	0	0	\$0.00	0	0	\$0.00
21	0	\$0.00	0	0	\$0.00	0	0	\$0.00	0	0	\$0.00
22	0	\$0.00	0	0	\$0.00	0	0	\$0.00	0	0	\$0.00
24	12	\$16.16	43	10	\$14.07	51	2	\$2.03	6	1	\$32.26
25+	17	\$25.22	64	14	\$17.33	53	7	\$6.19	17	1	\$48.74
TOTALS	79	\$84.38	320	56	\$56.20	266	27	\$31.77	178	38	\$172.35

VISTA--UNITED TELECOMMUNICATIONS
 TOLL POINT TO POINT STUDY
 LAKE BUENA VISTA TO HAINES CITY
 POINCIANA 813-427
 2/03/94 TO 3/09/94

RESIDENCE

MESSAGES	-----DAY-----			-----EVENING-----			-----NIGHT-----			TOTAL CUSTOMERS	TOTAL REVENUES
	MESSAGES	REVENUE	MINUTES	MESSAGES	REVENUE	MINUTES	MESSAGES	REVENUE	MINUTES		
0										378	
1	1	\$1.38	9	0	\$0.00	0	0	\$0.00	0	1	\$1.38
2	2	\$0.68	5	2	\$0.63	6	0	\$0.00	0	2	\$1.31
3	0	\$0.00	0	0	\$0.00	0	0	\$0.00	0	0	\$0.00
4	0	\$0.00	0	0	\$0.00	0	0	\$0.00	0	0	\$0.00
5	0	\$0.00	0	0	\$0.00	0	0	\$0.00	0	0	\$0.00
6											\$0.00
7	0	\$0.00	0	0	\$0.00	0	0	\$0.00	0	0	\$0.00
8	0	\$0.00	0	0	\$0.00	0	0	\$0.00	0	0	\$0.00
9											\$0.00
10											\$0.00
11	0	\$0.00	0	0	\$0.00	0	0	\$0.00	0	0	\$0.00
12											\$0.00
13	0	\$0.00	0	0	\$0.00	0	0	\$0.00	0	0	\$0.00
14	0	\$0.00	0	0	\$0.00	0	0	\$0.00	0	0	\$0.00
16											\$0.00
19											\$0.00
20											\$0.00
21											\$0.00
22											\$0.00
24											\$0.00
25+	0	\$0.00	0	0	\$0.00	0	0	\$0.00	0	0	\$0.00
TOTALS	3	\$2.06	14	2	\$0.63	6	0	\$0.00	0	3	\$2.69

VISTA-UNITED TELECOMMUNICATIONS
TOLL POINT TO POINT STUDY
LAKE BUENA VISTA TO HAINES CITY
POINCIANA 813-427
2/03/94 TO 3/09/94

BUSINESS

MESSAGES	DAY			EVENING			NIGHT			TOTAL CUSTOMERS	TOTAL REVENUES
	MESSAGES	REVENUE	MINUTES	MESSAGES	REVENUE	MINUTES	MESSAGES	REVENUE	MINUTES		
0										5805	
1	7	\$4.06	23	5	\$8.66	59	3	\$1.61	11	15	\$14.32
2	12	\$8.92	44	3	\$2.07	10	1	\$1.02	3	8	\$12.00
3	6	\$5.72	18	2	\$2.23	6	1	\$0.14	2	3	\$8.09
4	7	\$6.66	33	6	\$4.65	41	3	\$2.81	11	4	\$14.12
5	0	\$0.00	0	0	\$0.00	0	0	\$0.00	0	0	\$0.00
6	0	\$0.00	0	0	\$0.00	0	0	\$0.00	0	0	\$0.00
7	5	\$4.30	33	0	\$0.00	0	2	\$2.03	6	1	\$6.33
8	0	\$0.00	0	0	\$0.00	0	0	\$0.00	0	0	\$0.00
9	0	\$0.00	0	0	\$0.00	0	0	\$0.00	0	0	\$0.00
10	0	\$0.00	0	0	\$0.00	0	0	\$0.00	0	0	\$0.00
11	0	\$0.00	0	0	\$0.00	0	0	\$0.00	0	0	\$0.00
12	0	\$0.00	0	0	\$0.00	0	0	\$0.00	0	0	\$0.00
13	0	\$0.00	0	0	\$0.00	0	0	\$0.00	0	0	\$0.00
14	0	\$0.00	0	0	\$0.00	0	0	\$0.00	0	0	\$0.00
16	10	\$11.28	48	14	\$6.57	40	8	\$15.96	122	2	\$33.81
19	0	\$0.00	0	0	\$0.00	0	0	\$0.00	0	0	\$0.00
20	0	\$0.00	0	0	\$0.00	0	0	\$0.00	0	0	\$0.00
21	0	\$0.00	0	0	\$0.00	0	0	\$0.00	0	0	\$0.00
22	0	\$0.00	0	0	\$0.00	0	0	\$0.00	0	0	\$0.00
24	12	\$16.16	43	10	\$14.07	51	2	\$2.03	6	1	\$32.26
25+	17	\$25.22	64	14	\$17.33	53	7	\$6.19	17	1	\$48.74
TOTALS	76	\$82.32	382	54	\$55.57	314	27	\$31.77	205	35	\$169.66

EXHIBIT IV

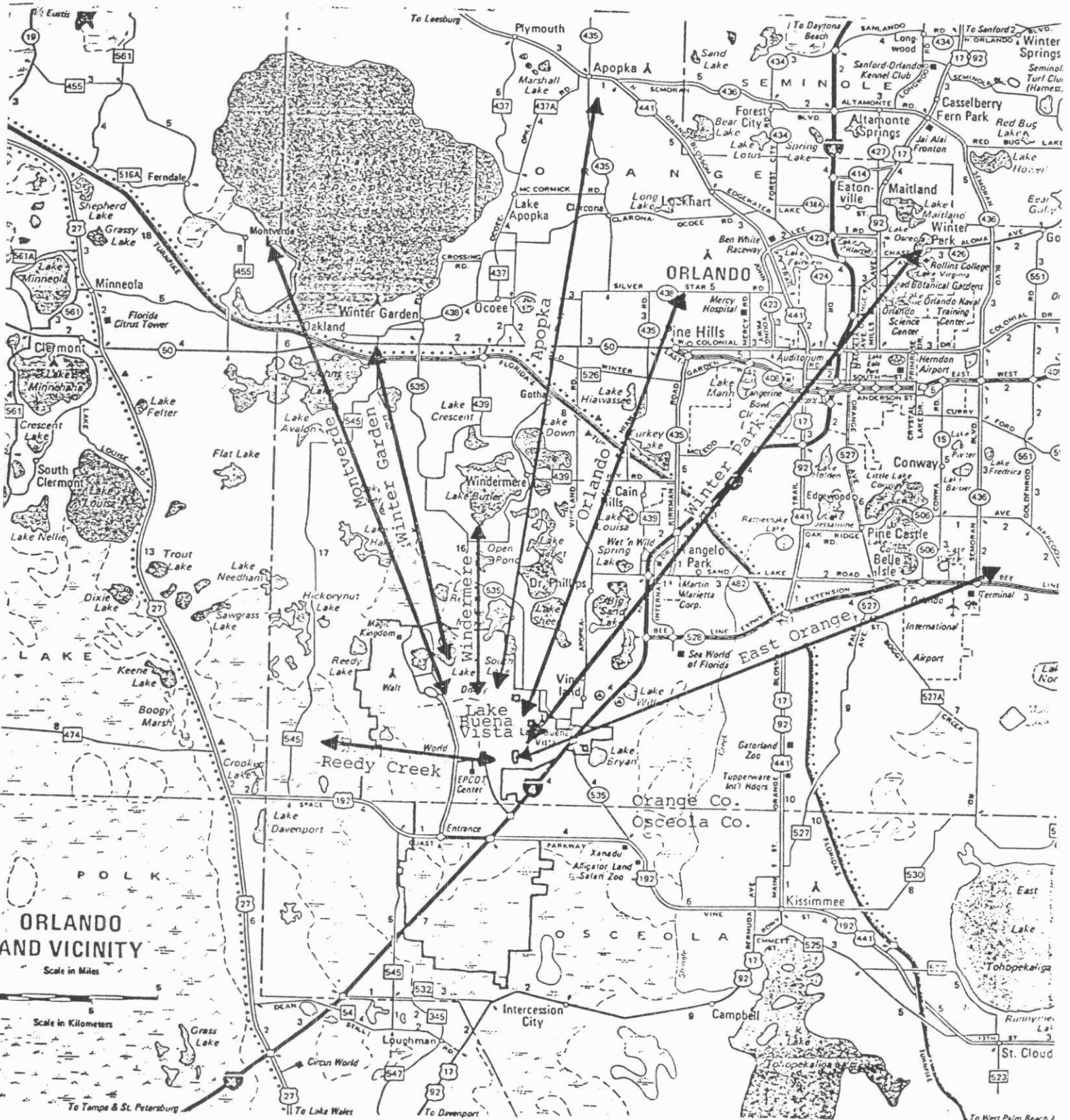
Vista-United Telecommunications
Docket 930173-TL, Order No. PSC-94-0091-PCO-TL
Petition by the Residents of Polo Park Requesting Extended Area Service
(EAS) Between the Haines City Exchange and the Orlando, West Kissimmee,
Lake Buena Vista, Windermere, Reedy Creek, Winter Park, Clermont, Winter
Garden and St. Cloud Exchanges

February 28, 1994

<u>Class of Service</u>	<u>Lake Buena Vista Gross Units</u>
R-1	381
R-2	--
R-4	--
R-Rotary	--
B-1	3,041
B-2	--
B-4	--
B-Rotary	--
PBX Trunk	2,601
Semi-Public	--
MR Trunk - 1st	--
MR Trunk - Additional	--
Key	<u>198</u>
Total Units	<u>6,221</u>

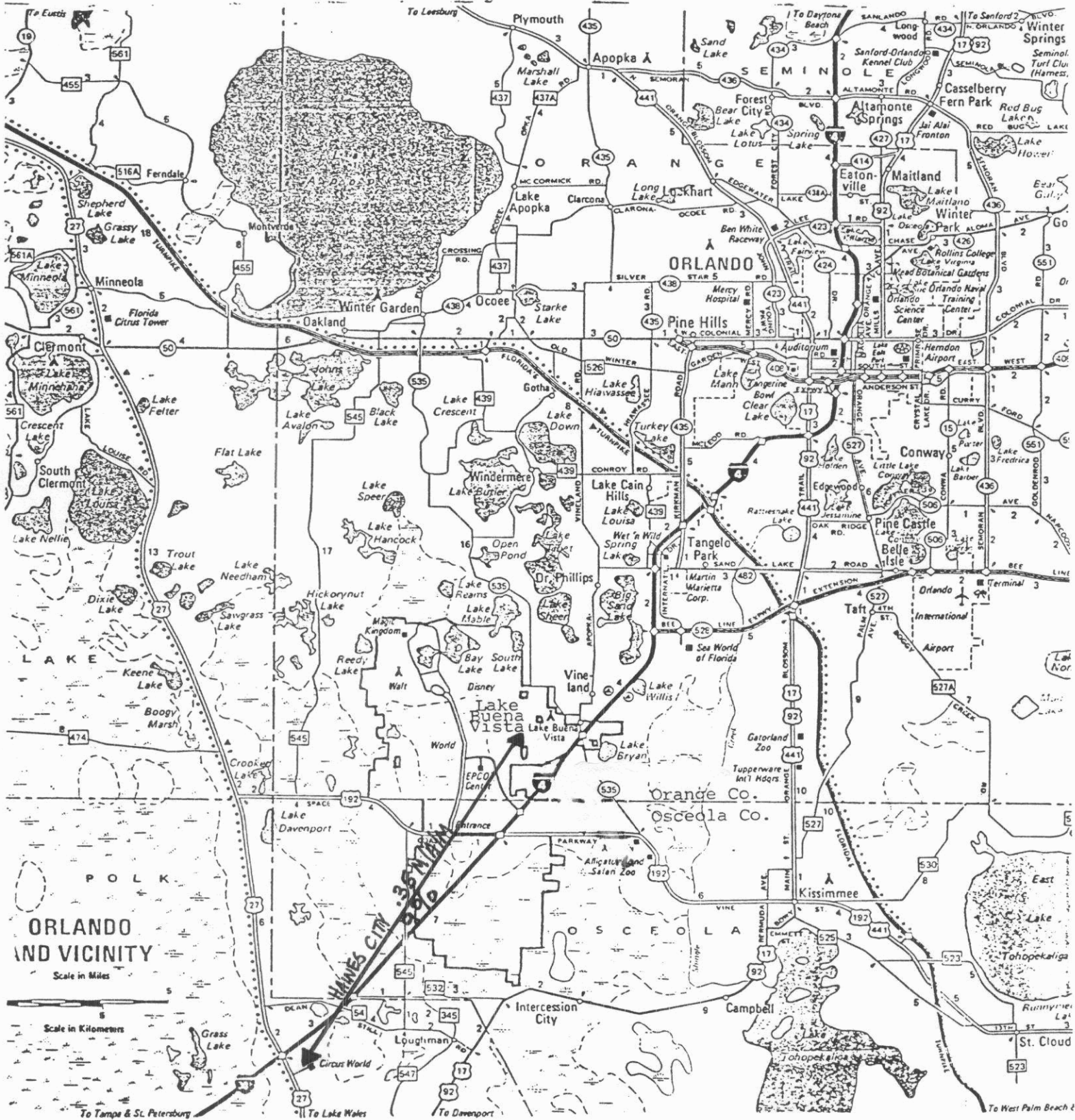
Note: Data is as of the last billing cycle for the month studied.

EXHIBIT V



EXISTING EAS

EXHIBIT VI



PROPOSED EAS

EXHIBIT VII

Vista-United Telecommunications
Docket 930173-TL, Order No. PSC-94-0091-PCO-TL
Petition by the Residents of Polo Park Requesting Extended Area Service
(EAS) Between the Haines City Exchange and the Orlando, West Kissimmee,
Lake Buena Vista, Windermere, Reedy Creek, Winter Park, Clermont, Winter
Garden and St. Cloud Exchanges

<u>Route</u>	<u>Distance Between Rate Centers (Miles)</u>	<u>Toll Rates</u>	
		<u>Initial 1 Minute</u>	<u>Each Add'l Minute</u>
Lake Buena Vista to Haines City	20	\$.26	\$.16

Note: The above toll rates are AT&T's Intrastate InterLATA
Dial Station rates, effective December 8, 1993.

EXHIBIT VIII

Foreign Exchange

Vista-United Telecommunications

Docket 930173-TL, Order No. PSC-94-0091-PCO-TL

Petition by the Residents of Polo Park Requesting Extended Area Service (EAS) Between the Haines City Exchange and the Orlando, West Kissimmee, Lake Buena Vista, Windermere, Reedy Creek, Winter Park, Clermont, Winter Garden and St. Cloud Exchanges

<u>No. in Service</u>	<u>Route</u>	<u>Calling Volumes</u>		<u>M/A/M</u>	<u>New</u>
		<u>Msg. Per Mo.</u>	<u>CCS</u>		<u>Percent 2 or more Calls per Month</u>
0	Lake Buena Vista/ Haines City	N/A	N/A	N/A	N/A