

MACFARLANE AUSLEY FERGUSON & McMULLEN

ATTORNEYS AND COUNSELORS AT LAW

111 MADISON STREET, SUITE 2300
P.O. BOX 1531 (ZIP 33601)
TAMPA, FLORIDA 33602
(813) 273-4200 FAX (813) 273-4396

227 SOUTH CALHOUN STREET
P.O. BOX 391 (ZIP 32302)
TALLAHASSEE, FLORIDA 32301
(904) 224-9115 FAX (904) 222-7560

400 CLEVELAND STREET
P. O. BOX 1669 (ZIP 34617)
CLEARWATER, FLORIDA 34615
(813) 441-8966 FAX (813) 442-8470

May 12, 1994

HAND DELIVERED

IN REPLY REFER TO:

Tallahassee

Ms. Blanca S. Bayo, Director
Division of Records and Reporting
Florida Public Service Commission
101 East Gaines Street
Tallahassee, Florida 32301

Re: Fuel and Purchased Power Cost Recovery Clause
and Generating Performance Incentive Factor;
FPSC Docket No. 940001-EI

Dear Ms. Bayo:

Enclosed for filing in the above-styled docket are fifteen (15) copies of Tampa Electric Company's Forms 423-1, 423-1(a), 423-1(b), 423-2, 423-2(a), 423-2(b) and 423-2(c) for the month of March 1994. Portions of Forms 423-1(a), 423-2, 423-2(a) and 423-2(b) have been whited out to delete certain confidential proprietary business information which is the subject of a separate request for specified confidential treatment being simultaneously filed herewith.

ACK 2
AFA 5
APP _____
CAF _____
CMU _____ Please acknowledge receipt and filing of the above by stamping
CTR _____ the duplicate copy of this letter and returning same to this
writer.

EAG _____
LEG 1 Thank you for your assistance in connection with this matter.

LIN 4
OPC _____
RCH _____
SEC 1
WAS _____
OTH _____

JDB/pp
encls.

Sincerely,


James D. Beasley

cc: All Parties of Record (w/o encls.)


DOCUMENT NUMBER-DATE
04613 MAY 12 1994
FPSC-RECORDS/REPORTING

MONTHLY REPORT OF COST AND QUALITY OF FUEL OIL FOR ELECTRIC PLANTS
 ORIGIN, VOLUME, DELIVERED PRICE AND AS RECEIVED QUALITY

1. Reporting Month: March Year: 1994

2. Reporting Company: Tampa Electric Company

3. Name, Title & Telephone Number of Contact Person Concerning Data
 Submitted on this Form: Jeffrey Chronister, Supervisor, Regulatory Accounting
 (813) - 228 - 1609

4. Signature of Official Submitting Report: 
 L. L. Letter, Vice Pres. & Controller

5. Date Completed: May 13, 1994

Line No. (a)	Plant Name (b)	Supplier Name (c)	Shipping Point (d)	Purchase Type (e)	Delivery Location (f)	Delivery Date (g)	Type Oil (h)	Sulfur Content % (i)	BTU Content (BTU/Gal) (j)	Volume (Bbls) (k)	Delivered Price (\$/Bbl) (l)
1.	Gannon	Coastal Fuels	Tampa	LTC	Gannon	03-07-94	F02	0.23	138,683	3,800.97	\$22.1596
2.	Gannon	Coastal Fuels	Tampa	LTC	Gannon	03-29-94	F02	*	170.64	170.64	\$21.5137
3.	Big Bend	Coastal Fuels	Tampa	LTC	Big Bend	03-04-94	F02	0.38	138,953	10,565.45	\$22.3169
4.											
5.											
6.											
7.											
8.											
9.											
10.											
11.											
12.											
13.											
14.											
15.											
16.											
17.											
18.											
19.											
20.											
21.											
22.											
23.											
24.											
25.											

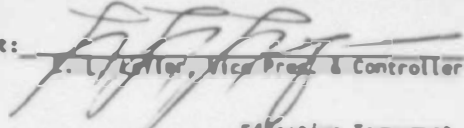
* No analysis taken.
 FPSC FORM 423-1 (2/87)

DOCUMENT NUMBER-DATE
 04613 MAY 12 1994
 FPSC-RECORDS/REPORTING

MONTHLY REPORT OF COST AND QUALITY OF FUEL OIL FOR ELECTRIC PLANTS
 DETAIL OF INVOICE AND TRANSPORTATION CHARGES

1. Reporting Month: March Year: 1994
 2. Reporting Company: Tampa Electric Company

3. Name, Title & Telephone Number of Contact Person Concerning Data
 Submitted on this Form: Jeffrey Chronister, Supervisor, Regulatory Accounting
 (813) - 228 - 1609

4. Signature of Official Submitting Report: 
 F. L. Keller, Vice Pres. & Controller

5. Date Completed: May 13, 1994


Line No. (a)	Plant Name (b)	Supplier Name (c)	Delivery Location (d)	Delivery Date (e)	Type Oil (f)	Volume (Bbls) (g)	Invoice Price (\$/Bbl) (h)	Invoice Amount \$ (i)	Discount \$ (j)	Net Amount \$ (k)	Net Price (\$/Bbl) (l)	Quality Adjust. (\$/Bbl) (m)	Effective Purchase Price (\$/Bbl) (n)	Transport to Terminal (\$/Bbl) (o)	Add'l Transport Charges (\$/Bbl) (p)	Other Charges (\$/Bbl) (q)	Delivered Price (\$/Bbl) (r)	
1.	Gannon	Coastal Fuels	Gannon	03-07-94	F02	3,800.97											80.0000	822.1596
2.	Gannon	Coastal Fuels	Gannon	03-29-94	F02	170.64											80.0000	821.5132
3.	Big Bend	Coastal Fuels	Big Bend	03-04-94	F02	10,365.45											80.0000	822.3109
4.																		
5.																		
6.																		
7.																		
8.																		
9.																		
10.																		
11.																		
12.																		
13.																		
14.																		
15.																		
16.																		
17.																		
18.																		
19.																		
20.																		
21.																		
22.																		
23.																		
24.																		
25.																		
26.																		

MONTHLY REPORT OF COST AND QUALITY OF FUEL OIL FOR ELECTRIC PLANTS
 REPORT OF ADJUSTMENTS TO PREVIOUS OIL DELIVERIES

3. Name, Title & Telephone Number of Contact Person Concerning Data
 Submitted on this Form: Jeffrey Chronister, Supervisor, Regulatory Accounting
 (813) - 228 - 1609

1. Reporting Month: March Year: 1994

2. Reporting Company: Tampa Electric Company

4. Signature of Official Submitting Report: 
 L. L. Collier, Vice Pres. & Controller

5. Date Completed: May 13, 1994

Line No. (a)	Month Reported (b)	Form Plant Name (c)	Supplier (d)	Original Line Number (e)	Old Volume (Bbis) (f)	Form No. (g)	Column Designator & Title (h)	Old Value (i)	New Value (j)	New Delivered Price (k)	Reason for Revision (l)
1.	NONE										
2.											
3.											
4.											
5.											
6.											
7.											
8.											
9.											
10.											
11.											
12.											
13.											
14.											
15.											

MONTHLY REPORT OF COST AND QUALITY OF COAL FOR ELECTRIC PLANTS
ORIGIN, TONNAGE, DELIVERED PRICE AND AS RECEIVED QUALITY

1. Reporting Month: March Year: 1994

2. Reporting Company: Tampa Electric Company

3. Plant Name: Electro-Coal Transfer Facility - Big Bend Station (1)

4. Name, Title & Telephone Number of Contact Person Concerning Data
Submitted on this Form: Jeffrey Chronister, Supervisor, Regulatory Accounting
(813) - 228 - 1609

5. Signature of Official Submitting Form:

L. L. Keffler
L. L. Keffler, Vice Pres. & Controller


6. Date Completed: May 13, 1994

Line No. (a)	Supplier Name (b)	Mine Location (c)	Purchase Type (d)	Transport Mode (e)	Tons (f)	Effective Purchase Price (\$/Ton) (g)	Total Transport Charges (\$/Ton) (h)	Delivered Price Transfer Facility (\$/Ton) (i)	As Received Coal Quality			
									Sulfur Content % (j)	BTU Content (BTU/lb) (k)	Ash Content % (l)	Moisture Content % (m)
1.	Peabody Development	9, KY, 225, 233	LTC	RB	55,428.00			\$47.282	2.66	12,516	8.61	8.15
2.	Zeigler Coal	10, IL, 145, 157	LTC	RB	90,773.65			\$42.622	3.04	10,991	9.46	13.05
3.	Hapeco	9, KY, 233	LTC	RB	45,326.95			\$44.680	2.87	12,674	7.60	7.65
4.	Consolidation Coal	3, W. VA., 061	LTC	RB	16,184.50			\$45.202	2.69	11,977	5.43	11.91
5.	Pyramid	9, KY, 101	S	RB	25,971.20			\$24.070	2.69	11,212	8.67	13.34
6.	Zeigler Coal	10, IL, 145, 157	S	RB	34,640.90			\$23.660	3.12	11,033	9.80	12.65
7.	Super Camp	10, IL, 059	S	RB	7,640.40			\$29.000	2.79	12,660	8.78	7.17
8.	Consolidation Coal	3, W. VA., 061	S	RB	81,933.00			\$38.870	2.52	13,300	7.21	5.14
9.	Consolidation Coal	9, KY, 225	S	RB	11,133.30			\$29.560	2.79	11,957	5.86	11.5
10.	American Coal	9, KY, 149	S	RB	13,603.20			\$27.970	2.82	12,189	8.10	9.67
11.	Commonwealth	9, KY, 107	S	RB	3,340.30			\$23.000	2.38	12,204	8.33	8.88
12.												

(1) As Electro-Coal Transfer Facility is a central storage site for coal prior to its delivery to the power plant, the coal from suppliers noted on this schedule is usually delivered to Big Bend Station but could ultimately be delivered to Gannon Station.

1. Reporting Month: March Year: 1994
 2. Reporting Company: Tampa Electric Company
 3. Plant Name: Electro-Coal Transfer Facility - Big Bend Station (1)

MONTHLY REPORT OF COST AND QUALITY OF COAL FOR ELECTRIC PLANTS
 DETAILED PURCHASED COAL INVOICE INFORMATION

4. Name, Title & Telephone Number of Contact Person Concerning Data Submitted on this Form: Jeffrey Chronister, Supervisor, Regulatory Accounting (813) - 228 - 1609
 5. Signature of Official Submitting Form: 
 6. Date Completed: May 13, 1994

Line No. (a)	Supplier Name (b)	Mine Location (c)	Purchase Type (d)	Tons (e)	F.O.B. (2) Mine Price (\$/Ton) (f)	Shorthaul & Loading Charges (\$/Ton) (g)	Original Invoice Price (\$/Ton) (h)	Retro-active Price Adjustments (\$/Ton) (i)	Base Price (\$/Ton) (j)	Quality Adjustments (\$/Ton) (k)	Effective Purchase Price (\$/Ton) (l)
1.	Peabody Development	9, KY, 225, 233	LTC	55,428.00	N/A	\$0.00	\$0.00	\$0.000	\$0.000	\$0.000	\$0.000
2.	Zeligler Coal	10, IL, 145, 157	LTC	90,773.00	N/A	\$0.00	\$0.00	\$0.000	\$0.000	\$0.000	\$0.000
3.	Aspro	9, KY, 233	LTC	45,326.95	N/A	\$0.00	\$0.00	\$0.000	\$0.000	\$0.000	\$0.000
4.	Consolidation Coal	3, W. VA., 061	LTC	16,184.50	N/A	\$0.00	\$0.00	\$0.000	\$0.000	\$0.000	\$0.000
5.	Pyramid	9, KY, 101	S	25,971.20	N/A	\$0.00	\$0.00	\$0.000	\$0.000	\$0.000	\$0.000
6.	Zeligler Coal	10, IL, 145, 157	S	34,640.90	N/A	\$0.00	\$0.00	\$0.000	\$0.000	\$0.000	\$0.000
7.	Sugar Camp	3, W. VA., 061	S	7,640.40	N/A	\$0.00	\$0.00	\$0.000	\$0.000	\$0.000	\$0.000
8.	Consolidation Coal	10, IL, 059	S	81,933.00	N/A	\$0.00	\$0.00	\$0.000	\$0.000	\$0.000	\$0.000
9.	Consolidation Coal	9, KY, 225	S	11,133.30	N/A	\$0.00	\$0.00	\$0.000	\$0.000	\$0.000	\$0.000
10.	American Coal	9, KY, 149	S	13,203.20	N/A	\$0.00	\$0.00	\$0.000	\$0.000	\$0.000	\$0.000
11.	Comarco	9, KY, 107	S	3,340.30	N/A	\$0.00	\$0.00	\$0.000	\$0.000	\$0.000	\$0.000
12.	Comarco		S		N/A	\$0.00	\$0.00	\$0.000	\$0.000	\$0.000	\$0.000

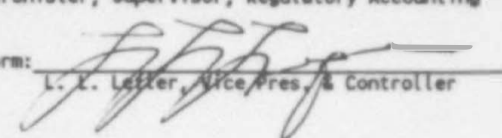
(1) As Electro-Coal Transfer Facility is a central storage site for coal prior to its delivery to the power plant, the coal from suppliers listed on this schedule is usually delivered to Big Bend Station but could ultimately be delivered to Gannon Station.
 (2) Tampa Electric purchases coal F.O.B. shipping point or F.O.B. destination.

MONTHLY REPORT OF COST AND QUALITY OF COAL FOR ELECTRIC PLANTS
DETAIL OF TRANSPORTATION CHARGES

1. Reporting Month: March Year: 1994
 2. Reporting Company: Tampa Electric Company
 3. Plant Name: Electro-Coal Transfer Facility - Big Bend Station (1)

4. Name, Title & Telephone Number of Contact Person Concerning Data
 Submitted on this Form: Jeffrey Chronister, Supervisor, Regulatory Accounting
 (813) - 228 - 1609

5. Signature of Official Submitting Form:


 L. L. Leffer, Vice Pres. & Controller

6. Date Completed: May 13, 1994


Line No. (a)	Supplier Name (b)	Mine Location (c)	Shipping Point (d)	Transport Mode (e)	Tons (f)	(2) Effective Purchase Price (\$/Ton) (g)	Add'l Short-haul & Loading Charges (\$/Ton) (h)	Rail Charges			Waterborne Charges				Total Transportation Charges (\$/Ton) (p)	Delivered Price (\$/Ton) (q)
								Rail Rate (\$/Ton) (i)	Other Rail Charges (\$/Ton) (j)	River Barge Rate (\$/Ton) (k)	Trans-loading Rate (\$/Ton) (l)	Ocean Barge Rate (\$/Ton) (m)	Other Water Charges (\$/Ton) (n)	Other Related Charges (\$/Ton) (o)		
1.	Peabody Development	9, KY, 225, 233	Union & Webster Cnty, KY	RR	55,428.00		\$0.000		\$0.000							\$47.282
2.	Zigler Coal	10, IL, 145, 157	Randolph & Perry Cnty, IL	RR	90,773.80		\$0.000		\$0.000							\$42.622
3.	Mapco	9, KY, 233	Webster Cnty, KY	RR	45,326.95		\$0.000		\$0.000							\$44.680
4.	Consolidation Coal	3, W. VA., 061	Monongalia Cnty, W. Va.	RR	16,184.50		\$0.000		\$0.000							\$45.202
5.	Pyramid	9, KY, 101	Henderson Cnty, KY	RR	25,971.20		\$0.000		\$0.000							\$24.070
6.	Zigler Coal	10, IL, 145, 157	Randolph & Perry Cnty, IL	RR	34,640.90		\$0.000		\$0.000							\$23.660
7.	Super Camp	10, IL, 059	Gallatin Cnty, IL	RR	7,640.40		\$0.000		\$0.000							\$29.000
8.	Consolidation Coal	3, W. VA., 061	Monongalia Cnty, W. Va.	RR	81,933.00		\$0.000		\$0.000							\$58.870
9.	Consolidation Coal	9, KY, 225	Union Cnty, W. KY.	RR	11,133.30		\$0.000		\$0.000							\$29.560
10.	American Coal	9, KY, 149	McLean Cnty, W. KY.	RR	13,803.20		\$0.000		\$0.000							\$27.970
11.	Commonwealth	9, KY, 107	Hopkins Cnty, KY	RR	3,340.30		\$0.000		\$0.000							\$23.000
12.																

(1) As Electro-Coal Transfer Facility is a central storage site for coal prior to its delivery to the power plant, the coal from suppliers noted on this schedule is usually delivered to Big Bend Station but could ultimately be delivered to Gannon Station.

(2) Tampa Electric purchases coal F.O.B. shipping point or F.O.B. destination.

MONTHLY REPORT OF COST AND QUALITY OF COAL FOR ELECTRIC PLANTS
ORIGIN, TONNAGE, DELIVERED PRICE AND AS RECEIVED QUALITY


1. Reporting Month: March Year: 1994
 2. Reporting Company: Tampa Electric Company
 3. Plant Name: Electro-Coal Transfer Facility - Gannon Station (1)

4. Name, Title & Telephone Number of Contact Person Concerning Data
 Submitted on this Form: Jeffrey Chronister, Supervisor, Regulatory Accounting
 (813) - 228 - 1609
 5. Signature of Official Submitting Form: 
 6. Date Completed: May 13, 1996

Line No. (a)	Supplier Name (b)	Mine Location (c)	Purchase Type (d)	Transport Mode (e)	Tons (f)	Effective Purchase Price (\$/Ton) (g)	Total Transport Charges (\$/Ton) (h)	Delivered Price Transfer Facility (\$/Ton) (i)	As Received Coal Quality				
									Sulfur Content % (j)	BTU Content (BTU/lb) (k)	Ash Content % (l)	Moisture Content % (m)	
1.	Gatliff Coal	9, KY, 235	LTC	R&B	21,682.10			\$62.777	1.18	12,610	7.23	8.14	
2.	Gatliff Coal	8, TN, 013	LTC	R&B	25,745.01			\$53.853	1.10	12,610	7.23	8.16	
3.	Gatliff Coal	9, KY, 235	LTC	R&B	359.24			\$46.795	1.18	12,610	7.23	8.14	

(1) As Electro-Coal Transfer Facility is a central storage site for coal prior to its delivery to the power plant, the coal from suppliers noted on this schedule is usually delivered to Gannon Station but could ultimately be delivered to Big Bend Station.

MONTHLY REPORT OF COST AND QUALITY OF COAL FOR ELECTRIC PLANTS
 DETAILED PURCHASED COAL INVOICE INFORMATION

- | | |
|---|---|
| <p>1. Reporting Month: March Year: 1994</p> <p>2. Reporting Company: Tampa Electric Company</p> <p>3. Plant Name: Electro-Coal Transfer Facility - Gannon Station (1)</p> | <p>4. Name, Title & Telephone Number of Contact Person Concerning Data Submitted on this Form: Jeffrey Chronister, Supervisor, Regulatory Accounting (813) - 228 - 1609</p> <p>5. Signature of Official Submitting Form: 
L. L. Lefler, Vice Pres. & Controller</p> <p>6. Date Completed: May 13, 1994</p> |
|---|---|

Line No. (a)	Supplier Name (b)	Mine Location (c)	Purchase Type (d)	Tons (e)	F.O.B. (2) Mine Price (\$/Ton) (f)	Shorthaul & Loading Charges (\$/Ton) (g)	Original Invoice Price (\$/Ton) (h)	Retro-active Price Adjustments (\$/Ton) (i)	Base Price (\$/Ton) (j)	Quality Adjust-ments (\$/Ton) (k)	Effective Purchase Price (\$/Ton) (l)
1.	Getliff Coal	9,KY,235	LTC	21,682.00	N/A	\$0.000		\$0.000		\$0.000	
2.	Getliff Coal	8,TN,013	LTC	25,745.00	N/A	\$0.000		\$0.000		\$0.000	
3.	Getliff Coal	9,KY,235	LTC	359.84	N/A	\$0.000		\$0.000		\$0.000	

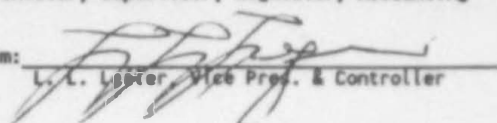
(1) An Electro-Coal Transfer Facility is a central storage site for coal prior to its delivery to the power plant, the coal from suppliers noted on this schedule is usually delivered to Gannon Station but could ultimately be delivered to Big Bend Station.

(2) Tampa Electric purchases coal F.O.B. shipping point or F.O.B. destination.

MONTHLY REPORT OF COST AND QUALITY OF COAL FOR ELECTRIC PLANTS
 DETAIL OF TRANSPORTATION CHARGES

1. Reporting Month: March Year: 1994
 2. Reporting Company: Tampa Electric Company
 3. Plant Name: Electro-Coal Transfer Facility - Gannon Station (1)

4. Name, Title & Telephone Number of Contact Person Concerning Data
 Submitted on this Form: Jeffrey Chronister, Supervisor, Regulatory Accounting
 (813) - 228 - 1609

5. Signature of Official Submitting Form: 
 L. L. Lester, Vice Pres. & Controller

6. Date Completed: May 13, 1994


Line No. (a)	Supplier Name (b)	Mine Location (c)	Shipping Point (d)	Transport Mode (e)	Tons (f)	(2) Effective Purchase Price (\$/Ton) (g)	Add'l Shorthaul & Loading Charges (\$/Ton) (h)	Rail Charges				Waterborne Charges				Total Transportation Charges (\$/Ton) (p)	Delivered Price Transfer Facility (\$/Ton) (q)
								Rail Rate (\$/Ton) (i)	Other Rail Charges (\$/Ton) (j)	River Barge Rate (\$/Ton) (k)	Trans-loading Rate (\$/Ton) (l)	Ocean Barge Rate (\$/Ton) (m)	Other Water Charges (\$/Ton) (n)	Other Related Charges (\$/Ton) (o)			
1.	Gatliff Coal	9,KY,235	Union & Webster Cnty, KY	R&B	21,682.00		\$0.000	\$0.000									\$62.777
2.	Gatliff Coal	8,TN,013	Campbell Cnty, TN	R&B	25,745.00		\$0.000	\$0.000									\$53.853
3.	Gatliff Coal	9,KY,235	Union & Webster Cnty, KY	R&B	359.84		\$0.000	\$0.000									\$46.795

(1) As Electro-Coal Transfer Facility is a central storage site for coal prior to its delivery to the power plant, the coal from suppliers noted on this schedule is usually delivered to Gannon Station but could ultimately be delivered to Big Bend Station.

(2) Tampa Electric purchases coal F.O.B. shipping point or F.O.B. destination.

1. Reporting Month: March Year: 1994
 2. Reporting Company: Tampa Electric Company
 3. Plant Name: Big Bend Station

MONTHLY REPORT OF COST AND QUALITY OF COAL FOR ELECTRIC PLANTS
 ORIGIN, TONNAGE, DELIVERED PRICE AND AS RECEIVED QUALITY

4. Name, Title & Telephone Number of Contact Person Concerning Data Submitted on this Form: Jeffrey Chronister, Supervisor, Regulatory Accounting (813) - 228 - 1609
 5. Signature of Official Submitting Form: 
 6. Date Completed: May 13, 1994

Line No. (a) Supplier Name (b)
 1. Transfer Facility

Mine Location (c) N/A
 Purchase Type (d) N/A
 Transport Mode (e) OB
 Tons (f) 468,979.00

Effective Purchase Price (\$/Ton) (g)
 Total Transport Charges (\$/Ton) (h)
 FOB Plant Price (\$/Ton) (i) \$47.547

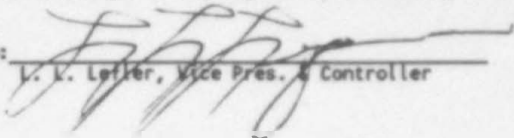
As Received Coal Quality
 Sulfur Content % (j) 2.74
 BTU Content (BTU/lb) (k) 12,044
 Ash Content % (l) 7.96
 Moisture Content % (m) 10.26

MONTHLY REPORT OF COST AND QUALITY OF COAL FOR ELECTRIC PLANTS
ORIGIN, TONNAGE, DELIVERED PRICE AND AS RECEIVED QUALITY

- 1. Reporting Month: March Year: 1994
- 2. Reporting Company: Tampa Electric Company
- 3. Plant Name: Big Bend Station

4. Name, Title & Telephone Number of Contact Person Concerning Data
Submitted on this Form: Jeffrey Chronister, Supervisor, Regulatory Accounting
(813) - 328 - 1609

5. Signature of Official Submitting Form:

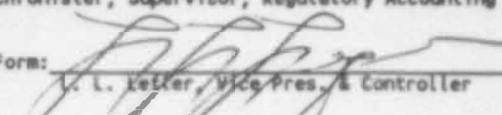


L. V. Laffer, Vice Pres. & Controller

6. Date Completed: May 13, 1994

Line No. (a)	Supplier Name (b)	Mine Location (c)	Purchase Type (d)	Transport Mode (e)	Tons (f)	Effective Purchase Price (\$/Ton) (g)	Total Transport Charges (\$/Ton) (h)	FOB Plant Price (\$/Ton) (i)	As Received Coal Quality			
									Sulfur Content % (j)	BTU Content (BTU/lb) (k)	Ash Content % (l)	Moisture Content % (m)
1.	Transfer Facility	N/A	N/A	OB	468,979.00			\$47.547	2.74	12,044	7.96	10.26

MONTHLY REPORT OF COST AND QUALITY OF COAL FOR ELECTRIC PLANTS
 DETAILED PURCHASED COAL INVOICE INFORMATION


1. Reporting Month: March Year: 1994
2. Reporting Company: Tampa Electric Company
3. Plant Name: Big Bend Station
4. Name, Title & Telephone Number of Contact Person Concerning Data
 Submitted on this Form: Jeffrey Chronister, Supervisor, Regulatory Accounting
 (813) - 228 - 1609
5. Signature of Official Submitting Form: 
 V. L. Lester, Vice Pres. & Controller
6. Date Completed: May 13, 1994

Line No. (a)	Supplier Name (b)	Mine Location (c)	Purchase Type (d)	Tons (e)	F.O.B. Mine Price (\$/Ton) (f)	Shorthaul & Loading Charges (\$/Ton) (g)	Original Invoice Price (\$/Ton) (h)	Retro-active Price Adjustments (\$/Ton) (i)	Base Price (\$/Ton) (j)	Quality Adjust-ments (\$/Ton) (k)	Effective Purchase Price (\$/Ton) (l)
1.	Transfer Facility	N/A	N/A	468,979.00	N/A	\$0.000		\$0.000		\$0.000	

MONTHLY REPORT OF COST AND QUALITY OF COAL FOR ELECTRIC PLANTS
 DETAIL OF TRANSPORTATION CHARGES

1. Reporting Month: March Year: 1994
 2. Reporting Company: Tampa Electric Company
 3. Plant Name: Big Bend Station

4. Name, Title & Telephone Number of Contact Person Concerning Data
 Submitted on this Form: Jeffrey Chronister, Supervisor, Regulatory Accounting
 (813) - 228 - 1609

5. Signature of Official Submitting Form: 
 L. V. Leffer, Vice Pres. & Controller

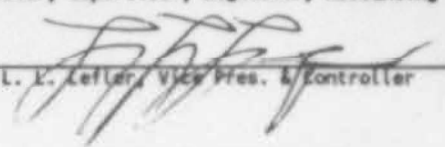
6. Date Completed: May 13, 1994

Line No. (a)	Supplier Name (b)	Mine Location (c)	Shipping Point (d)	Transport Mode (e)	Tons (f)	Effective Purchase Price (\$/Ton) (g)	Add'l Shorthaul & Loading Charges (\$/Ton) (h)	Bail Charges			Waterborne Charges				Total Transportation Charges (\$/Ton) (p)	FOB Plant Price (\$/Ton) (q)
								Rail Rate (\$/Ton) (i)	Other Rail Charges (\$/Ton) (j)	River Barge Rate (\$/Ton) (k)	Trans-loading Rate (\$/Ton) (l)	Ocean Barge Rate (\$/Ton) (m)	Other Water Charges (\$/Ton) (n)	Other Related Charges (\$/Ton) (o)		
1.	Transfer Facility	N/A	Davant, La.	OB	468,979.00		\$0.000	\$0.000								\$47.547

MONTHLY REPORT OF COST AND QUALITY OF COAL FOR ELECTRIC PLANTS
 ORIGIN, TONNAGE, DELIVERED PRICE AND AS RECEIVED QUALITY

1. Reporting Month: March Year: 1994
 2. Reporting Company: Tampa Electric Company
 3. Plant Name: Gannon Station

4. Name, Title & Telephone Number of Contact Person Concerning Data
 Submitted on this Form: Jeffrey Chronister, Supervisor, Regulatory Accounting
 (813) - 228 - 1609

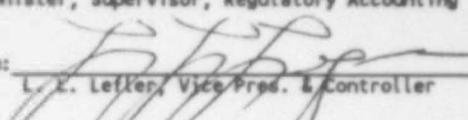
5. Signature of Official Submitting Form: 
 L. L. Lefler, VICE PRES. & Controller

6. Date Completed: May 13, 1994

Line No. (a)	Supplier Name (b)	Mine Location (c)	Purchase Type (d)	Transport Mode (e)	Tons (f)	Effective Purchase Price (\$/Ton) (g)	Total Transport Charges (\$/Ton) (h)	FOB Plant Price (\$/Ton) (i)	As Received Coal Quality			
									Sulfur Content % (j)	BTU Content (BTU/lb) (k)	Ash Content % (l)	Moisture Content % (m)
1.	Gatliff Coal	8,KY,235	LTC	UR	99,575.00			\$56.996	1.21	12,721	6.74	7.99

MONTHLY REPORT OF COST AND QUALITY OF COAL FOR ELECTRIC PLANTS
 DETAILED PURCHASED COAL INVOICE INFORMATION

1. Reporting Month: March Year: 1994
 2. Reporting Company: Tampa Electric Company
 3. Plant Name: Gannon Station


4. Name, Title & Telephone Number of Contact Person Concerning Data
 Submitted on this Form: Jeffrey Chronister, Supervisor, Regulatory Accounting
 (813) - 228 - 1609
 5. Signature of Official Submitting Form: 
 L. Z. Leffer, Vice Pres. & Controller
 6. Date Completed: May 13, 1994

Line No. (a)	Supplier Name (b)	Mine Location (c)	Purchase Type (d)	Tons (e)	F.O.B. Mine Price (\$/Ton) (f)	Shorthaul & Loading Charges (\$/Ton) (g)	Original Invoice Price (\$/Ton) (h)	Retro-active Price Adjustments (\$/Ton) (i)	Base Price (\$/Ton) (j)	Quality Adjust-ments (\$/Ton) (k)	Effective Purchase Price (\$/Ton) (l)
1.	Gatliff Coal	8,KY,235	LTC	99,575.00	N/A	\$0.000		\$0.000		\$0.000	

MONTHLY REPORT OF COST AND QUALITY OF COAL FOR ELECTRIC PLANTS
 DETAIL OF TRANSPORTATION CHARGES

- 1. Reporting Month: March Year: 1994
- 2. Reporting Company: Tampa Electric Company
- 3. Plant Name: Gannon Station

4. Name, Title & Telephone Number of Contact Person Concerning Data
 Submitted on this Form: Jeffrey Chronister, Supervisor, Regulatory Accounting
 (813) - 228 - 1609

5. Signature of Official Submitting Form: 
 L. L. Lefler, Vice Pres. & Controller

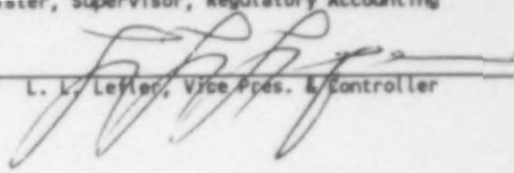
6. Date Completed: May 13, 1994

Line No. (a)	Supplier Name (b)	Mine Location (c)	Shipping Point (d)	Transport Mode (e)	Tons (f)	Effective Purchase Price (\$/Ton) (g)	Add'l Shorthaul & Loading Charges (\$/Ton) (h)	Rail Charges		Waterborne Charges				Total Transportation Charges (\$/Ton) (p)	FOB Plant Price (\$/Ton) (q)
								Rail Rate (\$/Ton) (i)	Other Rail Charges (\$/Ton) (j)	River Barge Rate (\$/Ton) (k)	Trans-loading Rate (\$/Ton) (l)	Ocean Barge Rate (\$/Ton) (m)	Other Water Charges (\$/Ton) (n)		
1.	Gatliff Coal	8,KY,235	Davant, La.	UR	99,575.00		\$0.000		\$0.000						\$56.996

MONTHLY REPORT OF COST AND QUALITY OF COAL FOR ELECTRIC PLANTS
REPORT OF ADJUSTMENTS TO PREVIOUS COAL DELIVERED

1. Reporting Month: March Year: 1994
2. Reporting Company: Tampa Electric Company

3. Name, Title & Telephone Number of Contact Person Concerning Data
Submitted on this Form: Jeffrey Chronister, Supervisor, Regulatory Accounting
(813) - 228 - 1609

4. Signature of Official Submitting Form: 
L. L. Leffler, Vice Pres. & Controller

5. Date Completed: May 13, 1994

Line No. (a)	Month Reported (b)	Form Plant Name (c)	Intended Generating Plant (d)	Supplier (e)	Original Line Number (f)	Old Volume Tons (g)	Form No. (h)	Column Designator & Title (i)	Old Value (j)	New Value (k)	Delivered Price Transfer Facility (\$/Ton) (l)	Reason for Revision (m)
1.	August, 1993	Transfer Facility	Big Bend	Zeigler Coal	3.	36,335.88	423-2(a)	Col. (k), Quality Adj.	\$0.000	(\$0.655)	\$45.494	Quality Adj.
2.	September, 1993	Transfer Facility	Big Bend	Zeigler Coal	2.	33,782.85	423-2(a)	Col. (k), Quality Adj.	\$0.000	(\$0.672)	\$45.677	Quality Adj.
3.	October, 1993	Transfer Facility	Big Bend	Zeigler Coal	2.	27,409.97	423-2(a)	Col. (k), Quality Adj.	\$0.000	(\$2.762)	\$43.687	Quality Adj.
4.	October, 1993	Transfer Facility	Big Bend	Zeigler Coal	4.	74,803.18	423-2(a)	Col. (l), Retro Price Adj.	\$0.000	(\$2.267)	\$34.774	Retroactive Price Adjustment
5.	August, 1993	Transfer Facility	Big Bend	Zeigler	4.	40,113.60	423-2(a)	Col. (l), Retro Price Adj.	\$0.000	(\$0.201)	\$42.428	Retroactive Price Adjustment
6.	September, 1993	Transfer Facility	Big Bend	Zeigler	3.	40,277.25	423-2(b)	Col. (l), Retro Price Adj.	\$0.000	(\$0.146)	\$42.683	Retroactive Price Adjustment
7.	October, 1993	Transfer Facility	Big Bend	Peabody Development	1.	62,065.00	423-2(a)	Col. (k), Quality Adj.	\$0.000	\$3.024	\$51.048	Quality Adj.
8.	November, 1993	Transfer Facility	Big Bend	Peabody Development	1.	62,245.00	423-2(a)	Col. (k), Quality Adj.	\$0.000	\$3.024	\$51.048	Quality Adj.
9.	December, 1993	Transfer Facility	Big Bend	Peabody Development	1.	55,806.00	423-2(a)	Col. (k), Quality Adj.	\$0.000	\$3.024	\$51.048	Quality Adj.
10.	January, 1994	Transfer Facility	Big Bend	Zeigler Coal	2.	83,952.60	423-2(a)	Col. (l), Retro Price Adj.	\$0.000	(\$0.120)	\$42.422	Retroactive Price Adjustment
11.	February, 1994	Transfer Facility	Big Bend	Zeigler Coal	2.	80,577.90	423-2(a)	Col. (l), Retro Price Adj.	\$0.000	(\$0.120)	\$42.622	Retroactive Price Adjustment
12.												
13.												
14.												
15.												