

**Florida Power**  
CORPORATION

**JAMES A. MCGEE**  
SENIOR COUNSEL

May 19, 1994

Ms. Blanca S. Bayo, Director  
Division of Records and Reporting  
Florida Public Service Commission  
101 East Gaines Street  
Tallahassee, FL 32399-0870

Re: Docket No. 940001-EI

Dear Ms. Bayo:

Enclosed for filing in the subject docket are fifteen copies each of the prepared direct testimony and exhibits of Karl H. Wieland and William C. Micklon, on behalf of Florida Power Corporation.

Please acknowledge your receipt of the above filing on the enclosed copy of this letter and return to the undersigned. Thank you for your assistance.

*Micklon*  
DOCUMENT NUMBER-DATE  
04925 MAY 20 1994  
FPSC-RECORDS/REPORTING

*Wieland*  
DOCUMENT NUMBER-DATE  
04924 MAY 20 1994  
FPSC-RECORDS/REPORTING

- ACK
- AFA 5
- APP \_\_\_\_\_
- CAF \_\_\_\_\_
- CMU \_\_\_\_\_
- CTR \_\_\_\_\_
- EAG \_\_\_\_\_
- LEG 1 cc: Parties of record
- LIN 3 + Orig
- OPC \_\_\_\_\_
- RCH \_\_\_\_\_
- SEC 1
- WAS \_\_\_\_\_

JAM:csg  
Enclosure

Very truly yours,  
  
James A. McGee

RECEIVED & FILED  
  
FPSC-BUREAU OF RECORDS

CERTIFICATE OF SERVICE

Docket No. 940001-EI

I HEREBY CERTIFY that a true copy of Florida Power Corporation's prepared direct testimony of Karl H. Wieland and William C. Micklon, has been furnished to the following individuals by U.S. Mail this 19th day of May, 1994:

Matthew M. Childs, Esquire  
Steel, Hector & Davis  
215 South Monroe, Suite 601  
Tallahassee, FL 32301-1804

G. Edison Holland, Jr., Esquire  
Jeffrey A. Stone, Esquire  
Beggs and Lane  
P. O. Box 12950  
Pensacola, FL 32576-2950

Lee L. Willis, Esquire  
James D. Beasley, Esquire  
Macfarlane Ausley Ferguson  
& McMullen  
P. O. Box 391  
Tallahassee, FL 32302

Robert S. Goldman, Esquire  
Messer, Vickers, Caparello  
& Madsen  
P. O. Box 1876  
Tallahassee, FL 32302

Martha C. Brown, Esquire  
Florida Public Service Commission  
101 East Gaines Street  
Tallahassee, FL 32399-0863

Barry N.P. Huddleston  
Public Affairs Specialist  
Destec Energy, Inc.  
2500 CityWest Blvd., Suite 150  
Houston, TX 77210-4411

J. Roger Howe, Esquire  
Office of the Public Counsel  
111 West Madison Street, Room 812  
Tallahassee, FL 32399-1400

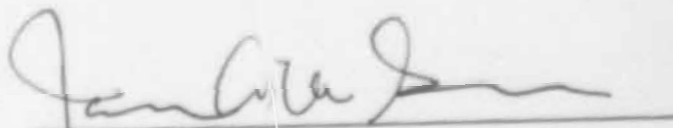
Joseph A. McGlothlin, Esquire  
Vicki Gordon Kaufman, Esquire  
McWhirter, Reeves, McGlothlin,  
Davidson & Bakas, P.A.  
315 South Calhoun Street, Suite 716  
Tallahassee, FL 32301


Earle H. O'Donnell, Esquire  
Zori G. Ferkin, Esquire  
Dewey Ballantine  
1775 Pennsylvania Avenue, N.W.  
Washington, D.C. 20006-4605

Suzanne Brownless, Esquire  
2546 Blairstone Pines Drive  
Tallahassee, FL 32301

Roger Yott, P.E.  
Air Products & Chemicals, Inc.  
2 Windsor Plaza  
2 Windsor Drive  
Allentown, PA 18195

Eugene M. Trisko, Esquire  
P. O. Box 596  
Berkeley Springs, WV 25411

  
\_\_\_\_\_  
Attorney



**Florida  
Power**  
CORPORATION

---

---

**BEFORE THE  
FLORIDA PUBLIC SERVICE COMMISSION**

**DOCKET No. 940001-EI**

**GPIF REWARD/PENALTY AMOUNT  
OCTOBER 1993 THROUGH MARCH 1994**

---

**DIRECT TESTIMONY  
AND EXHIBITS OF  
WILLIAM C. MICKLON**

---

---

---

For Filing May 20, 1994

DOCUMENT NUMBER-DATE

04925 MAY 20 1994

FPSC-RECORDS/REPORTING

**FLORIDA POWER CORPORATION**

**DOCKET NO. 940001-EI**

**Re: GPIF Reward/Penalty Amount for  
October 1993 through March 1994**

**DIRECT TESTIMONY OF  
WILLIAM C. MICKLON**

1 **Q. Please state your name and business address.**

2 **A. My name is William C. Micklon. My business address is P. O. Box**  
3 **14042, St. Petersburg, Florida 33733.**

4

5 **Q. By whom are you employed and in what capacity?**

6 **A. I am employed by Florida Power Corporation as Manager of Plant**  
7 **Performance.**

8

9 **Q. Have the duties and responsibilities of your position with the Company**  
10 **remained the same since you last testified in this proceeding?**

11 **A. Yes, they have.**

12

13 **Q. What is the purpose of your testimony?**

14 **A. The purpose of my testimony is to describe the calculation of the**  
15 **Company's Generation Performance Incentive Factor (GPIF) amount for**  
16 **the period of October 1993 through March 1994. This was developed**  
17 **by comparing the actual performance of the Company's seven GPIF**

1 generating units to the approved targets set for these units prior to the  
2 period.

3

4 **Q. Do you have an exhibit to your testimony in this proceeding?**

5 **A. Yes, under my direction an exhibit (WCM-1) has been prepared**  
6 **consisting of the numbered sheets which are attached to my prepared**  
7 **testimony. The exhibit contains the schedules required by the GPIF**  
8 **Implementation Manual, which support the development of the incentive**  
9 **amount. I have also included other data forms to supplement the**  
10 **required schedules.**

11

12 **Q. What GPIF incentive amount have you calculated for this period?**

13 **A. I have calculated the Company's GPIF incentive amount to be a reward**  
14 **of \$984,311. This amount was developed in a manner consistent with**  
15 **the GPIF Implementation Manual. Sheet 1 of my exhibit shows the**  
16 **calculation of system GPIF points and the corresponding reward. The**  
17 **summary of weighted incentive points earned by each individual unit**  
18 **can be found on Sheet 3.**

19

20 **Q. How were the incentive points for equivalent availability and heat rate**  
21 **calculated for the individual GPIF units?**

22 **A. The calculation of incentive points is made by comparing the adjusted**  
23 **actual performance data for equivalent availability and heat rate to the**  
24 **target performance indicators for each unit. This comparison is shown**

1 on the Generating Performance Incentive Points Table found in my  
2 exhibit Sheets 12 through 18.

3  
4 **Q. Why is it necessary to make adjustments to the actual performance data**  
5 **for comparison with the targets?**

6 **A. Adjustments to the actual equivalent availability and heat rate data are**  
7 **necessary to allow their comparison with the "target" Point Tables**  
8 **exactly as approved by the Commission prior to the period. These**  
9 **adjustments are described in the Implementation Manual and are further**  
10 **explained by a Staff memorandum, dated October 23, 1981, directed**  
11 **to the GPIF utilities. The adjustments to actual equivalent availability**  
12 **concern primarily the differences between target and actual planned**  
13 **outage hours, and are shown on Sheet 6 of my exhibit. The heat rate**  
14 **adjustments concern the differences between the target and actual Net**  
15 **Output Factor (NOF), and are shown on Sheet 7. The methodology for**  
16 **both the equivalent availability and heat rate adjustments are explained**  
17 **in the Staff memorandum.**

18  
19 **Q. Were any adjustments made to actual performance data because of the**  
20 **Continuous Emission Monitoring program mandated by the**  
21 **Environmental Protection Agency?**

22 **A. Yes. In accordance with Section 4.31 of the GPIF Implementation**  
23 **Manual, an adjustment was made to maintenance outage hours to**  
24 **reflect the outage time associated with implementation of the**

1           Company's CEM program at Anclote Units 1 and 2. The reduction was  
2           392.0 hours at Anclote 1 and 433.7 hours at Anclote 2.

3

4   **Q. Have you provided the as-worked planned outage schedules for the**  
5           **Company's GPIF units to support your adjustments to actual equivalent**  
6           **availability?**

7   **A. Yes, Sheet 22 of my exhibit shows a comparison of target and actual**  
8           **planned outage hours in bar-chart form. Sheets 23 through 26 present**  
9           **as-worked critical path charts for each unit which experienced a planned**  
10           **outage during the period.**

11

12   **Q. Does this conclude your testimony?**

13   **A. Yes.**

**GPIF REWARD/PENALTY SCHEDULES**

<b><u>Descriptive Title</u></b>	<b><u>Sheet</u></b>
• Reward/Penalty Table (Actual)	1
• Calculation of Maximum Incentive Dollars (Actual)	2
• Calculation of System Actual GPIF Points	3
• GPIF Unit Performance Summary	4
• Actual Unit Performance Data	5
• Adjustments to EAF Actual	6
• Adjustments to ANOHR Actual	7
• Generating Performance Incentive Points Table	8-14
• Actual Unit Performance Data	15-21
• Planned Outage Schedules (Actual)	22-26



## GENERATING PERFORMANCE INCENTIVE FACTOR

## REWARD/PENALTY TABLE

## ACTUAL

Company: Florida Power Corporation  
 Period of: October, 1993 - March, 1994

Generating Performance Incentive Points (GPIF)	Fuel Saving/Loss (\$)	Generating Performance Incentive Factor (\$)
-----	-----	-----
10	\$9,836,930	\$2,999,540
9	\$8,853,237	\$2,699,586
8	\$7,869,544	\$2,399,632
7	\$6,885,851	\$2,099,678
6	\$5,902,158	\$1,799,724
5	\$4,918,465	\$1,499,770
4	\$3,934,772	\$1,199,816
**** 3.365	\$3,310,127	\$1,009,345
3	\$2,951,079	\$899,862
2	\$1,967,386	\$599,908
1	\$983,693	\$299,954
0	\$0	\$0
-1	\$1,380,920	(\$299,954)
-2	\$2,761,840	(\$599,908)
-3	\$4,142,760	(\$899,862)
-4	\$5,523,680	(\$1,199,816)
-5	\$6,904,600	(\$1,499,770)
-6	\$8,285,520	(\$1,799,724)
-7	\$9,666,440	(\$2,099,678)
-8	\$11,047,360	(\$2,399,632)
-9	\$12,428,280	(\$2,699,586)
-10	(\$13,809,200)	(\$2,999,540)

Issued by: FPC

Filed:  
 Suspended:  
 Effective:  
 Docket No.:  
 Order No.:

GENERATION PERFORMANCE INCENTIVE FACTOR  
CALCULATION OF MAXIMUM ALLOWED INCENTIVE DOLLARS

COMPANY: FLORIDA POWER CORPORATION  
FOR THE PERIOD OF:  
OCTOBER 1993 - MARCH 1994

1	BEGINNING OF PERIOD BALANCE OF COMMON EQUITY	\$1,520,125,195
2	END OF MONTH BALANCE OF COMMON EQUITY: MONTH OF OCTOBER 1993	\$1,545,635,027
3	MONTH OF NOVEMBER 1993	\$1,548,563,541
4	MONTH OF DECEMBER 1993	\$1,522,428,472
5	MONTH OF JANUARY 1994	\$1,534,366,413
6	MONTH OF FEBRUARY 1994	\$1,545,359,273
7	MONTH OF MARCH 1994	\$1,512,231,405
8	AVERAGE COMMON EQUITY FOR THE PERIOD (SUMMATION OF LINE 1 THROUGH LINE 7 DIVIDED BY 7)	\$1,532,672,761
9	25 BASIS POINTS	0.0025
10	REVENUE EXPANSION FACTOR	61.3738X
11	MAXIMUM ALLOWED INCENTIVE DOLLARS (LINE 8 TIMES LINE 9 DIVIDED BY LINE 10 TIMES 0.5)	\$3,121,594
12	JURISDICTIONAL SALES	12,755,205 MWH
13	TOTAL SALES	13,274,296 MWH
14	JURISDICTIONAL SEPARATION FACTOR (LINE 12 DIVIDED BY LINE 13)	96.09%
15	MAXIMUM ALLOWED JURISDICTIONAL INCENTIVE DOLLARS (LINE 11 TIMES LINE 14)	\$2,999,540

Issued by: FPC

Filed:  
Suspended:  
Effective:  
Docket No.:  
Order No.:

CALCULATION OF SYSTEM ACTUAL GPIF POINTS

Company: Florida Power Corporation  
 Period of: October, 1993 - March, 1994

Plant/Unit	Performance Indicator EAF or ANOHR	Weighting Factor %	Unit Points	Weighted Unit Points
Crystal River 1	EAF	5.55	10.000	0.555
	ANOHR	4.31	0.000	0.000
Crystal River 2	EAF	6.26	-3.757	-0.235
	ANOHR	3.40	10.000	0.340
Crystal River 3	EAF	29.77	10.000	2.977
	ANOHR	11.89	-0.603	-0.072
Crystal River 4	EAF	3.62	-7.700	-0.279
	ANOHR	10.96	-5.216	-0.571
Crystal River 5	EAF	2.62	-1.953	-0.051
	ANOHR	9.11	1.489	0.136
Anclote 1	EAF	1.44	10.000	0.144
	ANOHR	6.16	4.63	0.285
Anclote 2	EAF	1.27	10.000	0.127
	ANOHR	3.64	0.270	0.010
GPIF System		100.00		3.365

Issued by: FPC

Filed:  
 Suspended:  
 Effective:  
 Docket No.:  
 Order No.:

## GPIF UNIT PERFORMANCE SUMMARY

Company: Florida Power Corporation  
 Period of: October, 1993 - March, 1994

Plant/Unit	Weighting Factor (%)	EAF Target (%)	EAF RANGE		Max. Fuel Savings (\$000)	Max. Fuel Loss (\$000)	EAF Adjusted Actual (%)	Estimated Fuel Savings/ Loss (\$000)
			Max. (%)	Min. (%)				
CR 1	5.55	73.13	78.69	62.29	1931.7	(2,547.0)	81.25	\$1,931.7
CR 2	6.26	50.78	55.72	41.37	3154.7	(3,065.6)	47.25	(\$1,151.9)
CR 3	29.77	88.74	93.95	78.51	7877.3	(13,569.3)	99.00	\$7,877.3
CR 4	3.62	95.28	97.50	90.72	1248.9	(2,627.0)	91.77	(\$2,022.9)
CR 5	2.62	80.67	82.53	76.84	1176.1	(2,483.2)	79.92	(\$485.0)
AN 1	1.44	86.68	87.78	84.39	1089.3	(2,561.2)	88.10	\$1,089.3
AN 2	1.27	82.06	83.27	79.58	1006.8	(1,724.7)	83.75	\$1,006.8
GPIF System	47.82				17484.8	(28,578.0)		\$8,245.4

Plant/Unit	Weighting Factor (%)	ANOHR Target (Btu/kwh)	ANOHR RANGE		Max. Fuel Savings (\$000)	Max. Fuel Loss (\$000)	ANOHR Adjusted Actual Btu/kwh	Estimated Fuel Savings/ Loss	
			NOF	Min. Btu/kwh					Max. Btu/kwh
CR 1	4.31	10024.14	67.8	9829.7	10218.6	509.8	(509.8)	9970.8	\$0.0
CR 2	3.40	9998.35	72.9	9838.2	10158.5	494.1	(494.1)	9760.7	\$494.1
CR 3	11.89	10334.08	101.9	10184.1	10484.1	1021.8	(1,021.8)	10413.6	(\$61.6)
CR 4	10.96	9263.75	93.5	9113.7	9413.7	602.9	(602.9)	9377.9	(\$314.5)
CR 5	9.11	9293.45	91.7	9143.4	9443.4	672.2	(672.2)	9207.3	\$100.1
AN 1	6.16	10247.42	39.7	9795.3	10699.6	578.7	(578.7)	9997.99	\$267.7
AN 2	3.64	9955.21	38.4	9665.4	10245.0	530.7	(530.7)	9874.41	\$14.3
GPIF System	39.67					4410.2	(4,410.2)		\$500.2

Issued by: FPC

Filed:  
 Suspended:  
 Effective:  
 Docket No.:  
 Order No.:

## ACTUAL UNIT PERFORMANCE DATA

Company: Florida Power Corporation  
 Period of: October, 1993 - March, 1994

PLANT/UNIT	ACTUAL EAF %	ADJUSTMENTS (1) TO EAF %	EAF ADJUSTED ACTUAL %
-----	-----	-----	-----
CRYSTAL RIVER 1	80.80	0.45	81.25
CRYSTAL RIVER 2	42.38	4.87	47.25
CRYSTAL RIVER 3	99.00	-0.00	99.00
CRYSTAL RIVER 4	78.20	13.57	91.77
CRYSTAL RIVER 5	71.80	8.12	79.92
ANCLOTE UNIT 1	98.87	-10.77	88.10
ANCLOTE UNIT 2	98.86	-15.11	83.75

PLANT/UNIT	ACTUAL ANOHR BTU/KWH	ADJUSTMENTS (2) TO ANOHR BTU/KWH	ANOHR ADJUSTED ACTUAL BTU/KWH
-----	-----	-----	-----
CRYSTAL RIVER 1	9915.1	55.7	9970.8
CRYSTAL RIVER 2	9807.3	-46.6	9760.7
CRYSTAL RIVER 3	10435.7	-22.1	10413.6
CRYSTAL RIVER 4	9372.6	5.3	9377.9
CRYSTAL RIVER 5	9210.3	-3.0	9207.3
ANCLOTE UNIT 1	9760.0	238.0	9998.0
ANCLOTE UNIT 2	9783.4	90.99	9874.4

(1) For documentation of adjustments to actual EAF, see sheet 6.

(2) For documentation of adjustments to actual ANOHR, see sheet 7.

Issued by: Florida Power Corporation

Filed:  
 Suspended:  
 Effective:  
 Docket No.:  
 Order No.:

## ADJUSTMENTS TO EAF ACTUAL

Company: Florida Power Corporation  
 Period of: October, 1993 - March, 1994

EAF ADJUSTMENTS FOR PLANNED OUTAGE HOURS		CR1	CR2	CR3	CR4	CR5	AN1	AN2
		-----	-----	-----	-----	-----	-----	-----
7. ACTUAL POH	HRS.	668.50	1957.10	0.00	645.90	1047.60	0.00	0.00
8. TARGET POH	HRS.	648.00	1680.00	0.00	0.00	672.00	480.00	672.00
9. ADJ. FACTOR (PH-POHT/PH-POHA)		1.01	1.11	1.00	1.17	1.11	0.89	0.85
10. ACTUAL EUOH *	HRS.	170.27	560.47	43.71	306.55	184.54	45.04	44.76
11. ADJ. EUOH (3*4)	HRS.	171.22	624.86	43.71	359.73	205.41	40.09	37.07
12. ACTUAL EAF *	%	80.80	42.38	99.00	78.20	71.80	98.87	98.86
13. ADJUSTED EAF (using 2 & 5)	%	81.25	47.25	99.00	91.77	79.92	80.10	83.75
14. DIFFERENCE	%	0.45	4.87	-0.00	13.57	8.12	-10.77	-15.11
15. TOTAL ADJ TO EAF (6 + 14)	%	0.45	4.87	-0.00	13.57	8.12	-10.77	-15.11

\* Actual EUOH and actual EAF are the adjusted values in Nos. 3 and 5 above.

Issued by: Florida Power Corporation

Filed:  
 Suspended:  
 Effective:  
 Docket No.:  
 Order No.:

## ADJUSTMENTS TO ANOHR ACTUAL

Company: Florida Power Corporation  
 Period of: October, 1993 - March, 1994

	CR 1	CR 2	CR 3	CR 4	CR 5	AN 1	AN 2
ANOHR adj for Target NOF							
1. Target NOF %	67.8	72.9	101.9	93.5	91.7	39.7	38.4
2. Target ANOHR Btu/kwh	10024.1	9998.4	10334.1	9263.7	9293.4	10247.4	9955.2
3. Actual NOF %	80.1	68.7	100.4	80.3	83.2	50.5	51.4
4. Calc. ANOHR Btu/kwh (using 3)	9968.5	10045.0	10356.1	9258.5	9296.4	10009.4	9864.2
5. Total adj. Btu/kwh to ANOHR (2-4)	55.7	-46.6	-22.1	5.3	-3.0	238.0	91.0

Issued by: Florida Power Corporation

Filed:  
 Suspended:  
 Effective:  
 Docket No.:  
 Order No.:

GENERATING PERFORMANCE INCENTIVE POINTS TABLE

Company: Florida Power Corporation  
 Period of: October, 1993 - March, 1994  
 Unit: Crystal River 1

Equivalent Availability (Points)	Fuel Savings/Loss (\$)	Equivalent Availability (%)	Average Heat Rate (Points)	Fuel Savings/Loss (\$)	Average Heat Rate (BTU/KWH)
**** 10.000	\$1,931,700	81.25	10	\$509,800	9829.7
10	\$1,931,700	81.25	9	\$458,820	9841.6
9	\$1,736,530	78.69	8	\$407,840	9853.6
8	\$1,545,340	77.58	7	\$356,860	9865.5
7	\$1,352,190	77.02	6	\$305,880	9877.5
6	\$1,159,020	76.46	5	\$254,900	9889.4
5	\$965,850	75.91	4	\$203,920	9901.4
4	\$772,680	75.35	3	\$152,940	9913.3
3	\$579,510	74.80	2	\$101,960	9925.3
2	\$386,340	74.24	1	\$50,980	9937.2
1	\$193,170	73.68	0	\$0	9949.1
	\$0	73.13	0.000	\$0	9970.8
0	\$0	73.13	0	\$0	10024.1
	\$0	73.13	0	\$0	10099.1
	(\$254,700)	72.04	-1	(\$50,980)	10111.1
-2	(\$509,400)	70.96	-2	(\$101,960)	10123.0
-3	(\$764,100)	69.88	-3	(\$152,940)	10135.0
-4	(\$1,018,800)	68.79	-4	(\$203,920)	10146.9
-5	(\$1,273,500)	67.71	-5	(\$254,900)	10158.9
-6	(\$1,528,200)	66.63	-6	(\$305,880)	10170.8
-7	(\$1,782,900)	65.54	-7	(\$356,860)	10182.8
-8	(\$2,037,600)	64.46	-8	(\$407,840)	10194.7
-9	(\$2,292,300)	63.38	-9	(\$458,820)	10206.7
-10	(\$2,547,000)	62.29	-10	(\$509,800)	10218.6

Equivalent Availability  
 Weighting Factor:  
 -----  
 5.55%

Heat Rate  
 Weighting Factor:  
 -----  
 4.31%

Issued by: FPC

Filed:  
 Suspended:  
 Effective:  
 Docket No.:  
 Order No.:



## GENERATING PERFORMANCE INCENTIVE POINTS TABLE

Company: Florida Power Corporation  
 Period of: October, 1993 - March, 1994  
 Unit: Crystal River 2

Equivalent Availability (Points)	Fuel Savings/Loss (\$)	Equivalent Availability (%)	Average Heat Rate (Points)	Fuel Savings/Loss (\$)	Average Heat Rate (BTU/KWH)	
10	\$3,154,700	55.72	10.000	\$494,100	9760.7	****
9	\$2,839,230	55.22	10	\$494,100	9838.2	
8	\$2,523,760	54.73	9	\$444,690	9846.8	
7	\$2,208,290	54.24	8	\$395,280	9855.3	
6	\$1,892,820	53.74	7	\$345,870	9863.8	
5	\$1,577,350	53.25	6	\$296,460	9872.3	
4	\$1,261,880	52.75	5	\$247,050	9880.8	
3	\$946,410	52.26	4	\$197,640	9889.3	
2	\$630,940	51.77	3	\$148,230	9897.8	
1	\$315,470	51.27	2	\$98,820	9906.3	
0	\$0	50.78	1	\$49,410	9914.8	
0	\$0	50.78	0	\$0	9923.4	
0	\$0	50.78	0	\$0	9932.0	
-1	\$306,560	49.84	0	\$0	10073.4	
-2	\$613,120	48.90	-1	(\$49,410)	10081.9	
-3	\$919,680	47.96	-2	(\$98,820)	10090.4	
****	-3.757 (\$1,185,346)	47.25	-3	(\$148,230)	10098.9	
-4	\$1,226,240	47.02	-4	(\$197,640)	10107.4	
-5	\$1,532,800	46.08	-5	(\$247,050)	10115.9	
-6	\$1,839,360	45.13	-6	(\$296,460)	10124.4	
-7	\$2,145,920	44.19	-7	(\$345,870)	10132.9	
-8	\$2,452,480	43.25	-8	(\$395,280)	10141.4	
-9	\$2,759,040	42.31	-9	(\$444,690)	10149.9	
-10	(\$3,065,600)	41.37	-10	(\$494,100)	10158.5	

Equivalent Availability  
 Weighting Factor:

-----  
 6.26%

Heat Rate  
 Weighting Factor:

-----  
 3.40%

Issued by: FPC

Filed:  
 Suspended:  
 Effective:  
 Docket No.:  
 Order No.:

## GENERATING PERFORMANCE INCENTIVE POINTS TABLE

Company: Florida Power Corporation  
 Period of: October, 1993 - March, 1994  
 Unit: Crystal River 3

	Equivalent Availability (Points)	Fuel Savings/Loss (\$)	Equivalent Availability (%)	Average Heat Rate (Points)	Fuel Savings/Loss (\$)	Average Heat Rate (BTU/KWH)	
****	10.000	\$7,877,300	99.00	10	\$1,021,800	10184.1	
	10	\$7,877,300	93.95	9	\$919,620	10191.6	
	9	\$7,089,570	93.43	8	\$817,440	10199.1	
	8	\$6,301,840	92.91	7	\$715,260	10206.6	
	7	\$5,514,110	92.39	6	\$613,080	10214.1	
	6	\$4,726,380	91.87	5	\$510,900	10221.6	
	5	\$3,938,650	91.35	4	\$408,720	10229.1	
	4	\$3,150,920	90.83	3	\$306,540	10236.6	
	3	\$2,363,190	90.31	2	\$204,360	10244.1	
	2	\$1,575,460	89.78	1	\$102,180	10251.6	
	1	\$77,730	89.26	0	\$0	10259.1	
		\$0	88.74	0	\$0	10334.1	
	0	\$0	88.74	0	\$0	10409.1	
		\$0	88.74	-0.603	(\$61,607)	10413.6	****
	-1	(\$1,356,930)	87.72	-1	(\$102,180)	10416.6	
	-2	(\$2,713,860)	86.70	-2	(\$204,360)	10424.1	
	-3	(\$4,070,790)	85.67	-3	(\$306,540)	10431.6	
	-4	(\$5,427,720)	84.65	-4	(\$408,720)	10439.1	
	-5	(\$6,784,650)	83.63	-5	(\$510,900)	10446.6	
	-6	(\$8,141,580)	82.61	-6	(\$613,080)	10454.1	
	-7	(\$9,498,510)	81.58	-7	(\$715,260)	10461.6	
	-8	(\$10,855,440)	80.56	-8	(\$817,440)	10469.1	
	-9	(\$12,212,370)	79.54	-9	(\$919,620)	10476.6	
	-10	(\$13,569,300)	78.51	-10	(\$1,021,800)	10484.1	

Equivalent Availability  
Weighting Factor:

-----  
29.77%

Heat Rate  
Weighting Factor:

-----  
11.89%

Issued by: FPC

Filed:  
Suspended:  
Effective:  
Docket No.:  
Order No.:

## GENERATING PERFORMANCE INCENTIVE POINTS TABLE

Company: Florida Power Corporation  
 Period of: October, 1993 - March, 1994  
 Unit: Crystal River 4

Equivalent Availability (Points)	Fuel Savings/Loss (\$)	Equivalent Availability (%)	Average Heat Rate (Points)	Fuel Savings/Loss (\$)	Average Heat Rate (BTU/KWH)	
10	\$1,248,900	97.50	10	\$602,900	9113.7	
9	\$1,124,010	97.28	9	\$542,610	9121.2	
8	\$999,120	97.06	8	\$482,320	9128.7	
7	\$874,230	96.83	7	\$422,030	9136.2	
6	\$749,340	96.61	6	\$361,740	9143.7	
5	\$624,450	96.39	5	\$301,450	9151.2	
4	\$499,560	96.17	4	\$241,160	9158.7	
3	\$374,670	95.94	3	\$180,870	9166.2	
2	\$249,780	95.72	2	\$120,580	9173.7	
1	\$124,890	95.50	1	\$60,290	9181.2	
	\$0	95.28	0	\$0	9188.7	
0	\$0	95.28	0	\$0	9263.7	
	\$0	95.28	0	\$0	9338.7	
-1	(\$262,700)	94.82	-1	(\$60,290)	9346.2	
-2	(\$525,400)	94.37	-2	(\$120,580)	9353.7	
-3	(\$788,100)	93.91	-3	(\$180,870)	9361.2	
-4	(\$1,050,800)	93.45	-4	(\$241,160)	9368.7	
-5	(\$1,313,500)	93.00	-5	(\$301,450)	9376.2	
-6	(\$1,576,200)	92.54	-5.216	(\$314,451)	9377.9	
-7	(\$1,838,900)	92.09	-6	(\$361,740)	9383.7	
****	-7.700	(\$2,022,860)	91.77	-7	(\$422,030)	9391.2
	-8	(\$2,101,600)	91.63	-8	(\$482,320)	9398.7
	-9	(\$2,364,300)	91.17	-9	(\$542,610)	9406.2
	-10	(\$2,627,000)	90.72	-10	(\$602,900)	9413.7

Equivalent Availability  
 Weighting Factor:

-----  
 3.62%

Heat Rate  
 Weighting Factor:

-----  
 10.96%

Issued by: FPC

Filed:  
 Suspended:  
 Effective:  
 Docket No.:  
 Order No.:

GENERATING PERFORMANCE INCENTIVE POINTS TABLE

Company: Florida Power Corporation  
 Period of: October, 1993 - March, 1994  
 Unit: Crystal River 5

Equivalent Availability (Points)	Fuel Savings/Loss (\$)	Equivalent Availability (%)	Average Heat Rate (Points)	Fuel Savings/Loss (\$)	Average Heat Rate (BTU/KWH)
----- 0.00 -----					
10	\$1,176,100	82.53	10	\$672,200	9143.4
9	\$1,058,490	82.34	9	\$604,980	9150.9
8	\$940,880	82.15	8	\$537,760	9158.4
7	\$823,270	81.97	7	\$470,540	9165.9
6	\$705,660	81.78	6	\$403,320	9173.4
5	\$588,050	81.60	5	\$336,100	9180.9
4	\$470,440	81.41	4	\$268,880	9188.4
3	\$352,830	81.22	3	\$201,660	9195.9
2	\$235,220	81.04	2	\$134,440	9203.4
1	\$117,610	80.85	1.489	\$100,111	9207.3
	\$0	80.67	1	\$67,220	9210.9
0	\$0	80.67	0	\$0	9218.4
	\$0	80.67	0	\$0	9223.4
-1	(\$248,320)	80.28	0	\$0	9368.4
**** -1.953	(\$229,704)	79.92	-1	(\$67,220)	9375.9
-2	(\$496,640)	79.90	-2	(\$134,440)	9383.4
-3	(\$744,960)	79.52	-3	(\$201,660)	9390.9
-4	(\$993,280)	79.13	-4	(\$268,880)	9398.4
-5	(\$1,241,600)	78.75	-5	(\$336,100)	9405.9
-6	(\$1,489,920)	78.37	-6	(\$403,320)	9413.4
-7	(\$1,738,240)	77.98	-7	(\$470,540)	9420.9
-8	(\$1,986,560)	77.60	-8	(\$537,760)	9428.4
-9	(\$2,234,880)	77.22	-9	(\$604,980)	9435.9
-10	(\$2,483,200)	76.84	-10	(\$672,200)	9443.4

Equivalent Availability  
 Weighting Factor:

-----  
 2.62%

Heat Rate  
 Weighting Factor:

-----  
 9.11%

Issued by: FPC

Filed:  
 Suspended:  
 Effective:  
 Docket No.:  
 Order No.:

GENERATING PERFORMANCE INCENTIVE POINTS TABLE

Company: Florida Power Corporation  
 Period of: October, 1993 - March, 1994  
 Unit: Anclote 1

Equivalent Availability (Points)	Fuel Savings/Loss (\$)	Equivalent Availability (%)	Average Heat Rate (Points)	Fuel Savings/Loss (\$)	Average Heat Rate (BTU/KWH)
10.000	\$1,089,300				
10	\$1,089,300	88.02	10	\$578,700	9795.3
9	\$980,370	87.78	9	\$520,830	9833.0
8	\$871,440	87.67	8	\$462,960	9870.7
7	\$762,510	87.56	7	\$405,090	9908.4
6	\$653,580	87.45	6	\$347,220	9946.1
5	\$544,650	87.34	5	\$289,350	9983.9
4	\$435,720	87.23	4.625	\$231,480	9998.0
3	\$326,790	87.12	4	\$173,610	10021.6
2	\$217,860	87.01	3	\$115,740	10059.3
1	\$108,930	86.90	2	\$57,870	10097.0
0	\$0	86.79	1	\$0	10134.7
0	\$0	86.68	0	\$0	10172.4
0	\$0	86.68	0	\$0	10247.4
-1	(\$256,120)	86.68	-1	(\$49,410)	10322.4
-2	(\$512,240)	86.45	-2	(\$98,820)	10360.1
-3	(\$768,360)	86.22	-3	(\$148,230)	10397.8
-4	(\$1,024,480)	85.99	-4	(\$197,640)	10435.6
-5	(\$1,280,600)	85.77	-5	(\$247,050)	10473.3
-6	(\$1,536,720)	85.54	-6	(\$296,460)	10511.0
-7	(\$1,792,840)	85.31	-7	(\$345,870)	10548.7
-8	(\$2,048,960)	85.08	-8	(\$395,280)	10586.4
-9	(\$2,305,080)	84.85	-9	(\$444,690)	10624.1
-10	(\$2,561,200)	84.62	-10	(\$494,100)	10661.8
		84.39			10699.6

Equivalent Availability Weighting Factor:  
 -----  
 1.44%

Heat Rate Weighting Factor:  
 -----  
 6.16%

Issued by: FPC

Filed:  
 Suspended:  
 Effective:  
 Docket No.:  
 Order No.:

## GENERATING PERFORMANCE INCENTIVE POINTS TABLE

Company: Florida Power Corporation  
 Period of: October, 1993 - March, 1994  
 Unit: Anclote 2

Equivalent Availability (Points)	Fuel Savings/Loss (\$)	Equivalent Availability (%)	Average Heat Rate (Points)	Fuel Savings/Loss (\$)	Average Heat Rate (BTU/KWH)	
****	10.000	\$1,006,800	83.68	10	\$530,700	9665.4
	10	\$1,006,800	83.27	9	\$477,630	9686.9
	9	\$906,120	83.15	8	\$424,560	9708.4
	8	\$805,440	83.03	7	\$371,490	9729.8
	7	\$704,760	82.91	6	\$318,420	9751.3
	6	\$604,080	82.79	5	\$265,350	9772.8
	5	\$503,400	82.67	4	\$212,280	9794.3
	4	\$402,720	82.55	3	\$159,210	9815.8
	3	\$302,040	82.43	2	\$106,140	9837.2
	2	\$201,360	82.31	1	\$53,070	9858.7
	1	\$100,680	82.19	0.270	\$14,335	9874.4
		\$0	82.06	0	\$0	9880.2
	0	\$0	82.06	0	\$0	9955.2
		\$0	82.06	0	\$0	10030.2
	-1	(\$172,470)	81.82	-1	(\$53,070)	10051.7
	-2	(\$344,940)	81.57	-2	(\$106,140)	10073.2
	-3	(\$517,410)	81.32	-3	(\$159,210)	10094.7
	-4	(\$689,880)	81.07	-4	(\$212,280)	10116.1
	-5	(\$862,350)	80.82	-5	(\$265,350)	10137.6
	-6	(\$1,034,820)	80.57	-6	(\$318,420)	10159.1
	-7	(\$1,207,290)	80.33	-7	(\$371,490)	10180.6
	-8	(\$1,379,760)	80.08	-8	(\$424,560)	10202.1
	-9	(\$1,552,230)	79.83	-9	(\$477,630)	10223.5
	-10	(\$1,724,700)	79.58	-10	(\$530,700)	10245.0

Equivalent Availability  
 Weighting Factor:

-----  
 1.27%

Heat Rate  
 Weighting Factor:

-----  
 3.64%

Issued by: FPC

Filed:  
 Suspended:  
 Effective:  
 Docket No.:  
 Order No.:

## ACTUAL UNIT PERFORMANCE DATA

## FLORIDA POWER CORPORATION

CRYSTAL RIVER 1	Oct-93	Nov-93	Dec-93	Jan-94	Feb-94	Mar-94	Oct-Mar Period
1. EAF	88.91	98.60	98.50	99.03	13.92	79.94	80.80
2. PH	745	720	744	744	672	744	4369
3. SH	736.2	599.7	726.9	731.2	95.8	611.5	3501.3
4. RSH	0.0	120.3	17.1	12.8	0.0	0.0	150.2
5. UH	8.8	0.0	0.0	0.0	576.2	132.5	717.5
6. POH	0.0	0.0	0.0	0.0	576.2	92.3	668.5
7. FOM	8.8	0.0	0.0	0.0	0.0	0.0	8.8
8. MOH	0.0	0.0	0.0	0.0	0.0	40.2	40.2
9. PFOH	393.9	23.6	34.4	23.3	11.1	399.7	886.0
10. LR PF (MW)	69.7	158.8	120.6	115.1	76.2	15.6	50.9
11. PMOH	0.0	0.0	0.0	0.0	0.0	0.0	0.0
12. LR PM (MW)	0.0	0.0	0.0	0.0	0.0	0.0	0.0
13. NSC (MW)	372	372	372	372	372	372	372
14. OPER MBTU	2198553	1976064	2011014	2066050	260198	1837401	10349300
15. NET GEN (MWH)	217556	200039	205339	208564	26202	186093	1043793
16. ANOHR (BTU/KWH)	10105.7	9878.5	9793.6	9906.1	9930.5	9873.6	9915.1
17. NOF (%)	79.4	89.7	75.9	76.7	73.5	81.8	80.1
18. NPC (MW)	372	372	372	372	372	372	372

ANOHR EQUATION: ANOHR = -4.506 \* NOF + 10329.6

ISSUED BY: FLORIDA POWER CORPORATION

FILED:  
SUSPENDED:  
EFFECTIVE:  
DOCKET NO.:  
ORDER NO.:

ACTUAL UNIT PERFORMANCE DATA  
FLORIDA POWER CORPORATION

CRYSTAL RIVER 2	Oct-92	Nov-92	Dec-92	Jan-93	Feb-93	Mar-93	Oct-Mar Period
1. EAF	2.97	0.00	19.35	71.82	97.23	66.88	42.38
2. PH	745	720	744	744	672	744	4369
3. SH	22.1	0.0	144.0	575.4	670.5	569.0	1981.0
4. RSH	0.0	0.0	0.0	0.0	0.0	0.0	0.0
5. UH	722.9	720.0	600.0	168.6	1.5	175.0	2388.0
6. POH	722.9	720.0	514.2	0.0	0.0	0.0	1957.1
7. FOH	0.0	0.0	0.0	4.5	1.5	155.5	161.5
8. MOH	0.0	0.0	85.8	164.1	0.0	19.5	269.4
9. PFOH	0.0	0.0	0.0	201.8	64.5	265.8	512.1
10. LR PF (MW)	0.0	0.0	0.0	95.2	124.4	135.9	118.4
11. PMOH	0.0	0.0	0.0	0.0	0.0	0.0	0.0
12. LR PM (MW)	0.0	0.0	0.0	0.0	0.0	0.0	0.0
13. NSC (MW)	468	468	468	468	468	468	468
14. OPER MBTU	66771	0	451714	1704962	2129892	1894742	6268081
15. NET GEN (MWH)	6490	0	46104	171928	219236	193326	637084
16. ANOHR (BTU/KWH)	10288.3	0.0	9797.8	9916.7	9715.1	9800.8	9807.3
17. NOF (%)	62.7	0.0	68.4	63.8	69.9	72.6	68.7
18. NPC (MW)	468	468	468	468	468	468	468

ANOHR EQUATION: ANOHR = -11.084 \* NOF + 10806.7

ISSUED BY: FLORIDA POWER CORPORATION

FILED:  
SUSPENDED:  
EFFECTIVE:  
DOCKET NO.:  
ORDER NO.:



## ACTUAL UNIT PERFORMANCE DATA

## FLORIDA POWER CORPORATION

CRYSTAL RIVER 3	Oct-93	Nov-93	Dec-93	Jan-94	Feb-94	Mar-94	Oct-Mar Period
1. EAF	96.47	100.00	99.79	99.89	100.00	97.99	99.00
2. PH	745	720	744	744	672	744	4369
3. SH	745.0	720.0	744.0	744.0	672.0	744.0	4369.0
4. RSH	0.0	0.0	0.0	0.0	0.0	0.0	0.0
5. UH	0.0	0.0	0.0	0.0	0.0	0.0	0.0
6. POH	0.0	0.0	0.0	0.0	0.0	0.0	0.0
7. FOH	0.0	0.0	0.0	0.0	0.0	0.0	0.0
8. MOH	0.0	0.0	0.0	0.0	0.0	0.0	0.0
9. PFOH	116.1	0.0	7.2	34.8	0.0	94.0	252.1
10. LR PF (MW)	168.4	0.0	164.2	17.2	0.0	118.4	128.8
11. PMOH	0.0	0.0	0.0	0.0	0.0	0.0	0.0
12. LR PM (MW)	0.0	0.0	0.0	0.0	0.0	0.0	0.0
13. NSC (MW)	742.6	742.6	742.6	742.6	742.6	742.6	742.6
14. OPER MBTU	5671522	5652073	5827617	5829697	5275913	5741491	33998313
15. NET GEN (MWH)	538798	542989	560818	561092	506390	547813	3257899
16. ANOHR (BTU/KWH)	10526.2	10409.2	10391.3	10389.9	10418.7	10480.7	10435.7
17. NOF (%)	97.4	101.6	101.5	101.6	101.5	99.2	100.4
18. NPC (MW)	742.6	742.6	742.6	742.6	742.6	742.6	742.6

ANOHR EQUATION: ANOHR = -14.404 \* NOF + 11802.6

ISSUED BY: FLORIDA POWER CORPORATION

FILED:  
SUSPENDED:  
EFFECTIVE:  
DOCKET NO.:  
ORDER NO.:

## ACTUAL UNIT PERFORMANCE DATA

## FLORIDA POWER CORPORATION

CRYSTAL RIVER 4	Oct-93	Nov-93	Dec-93	Jan-94	Feb-94	Mar-94	Oct-Mar Period
1. EAF	93.03	91.09	80.60	95.87	97.82	13.07	78.20
2. PH	745	720	744	744	672	744	4369
3. SH	722.6	720.0	607.5	744.0	665.5	98.1	3557.7
4. RSH	0.0	0.0	0.0	0.0	0.0	0.0	0.0
5. UH	22.4	0.0	136.5	0.0	6.5	645.9	811.3
6. POW	0.0	0.0	0.0	0.0	0.0	645.9	645.9
7. FOW	22.4	0.0	0.0	0.0	6.5	0.0	28.9
8. MOH	0.0	0.0	136.5	0.0	0.0	0.0	136.5
9. PFOH	331.0	720.0	88.0	208.4	121.8	15.3	1484.5
10. LR PF (MW)	62.1	62.1	62.1	102.7	46.5	38.2	66.3
11. PMOH	0.0	0.0	0.0	0.0	0.0	0.0	0.0
12. LR PH (MW)	0.0	0.0	0.0	0.0	0.0	0.0	0.0
13. NSC (MW)	697	697	697	697	697	697	697
14. OPER MBTU	4189644	3851704	3027089	3746329	3354037	4911307	18667110
15. NET GEN (MWH)	443894	401891	331942	401498	358834	53607	1991666
16. ANOHR (BTU/KWH)	9438.4	9583.9	9119.3	9330.9	9347.0	9295.6	9372.6
17. NOF (%)	88.1	80.1	78.4	77.4	77.4	79.4	80.3
18. NPC (MW)	697	697	697	697	697	697	697

ANOHR EQUATION: ANOHR = 0.398 \* NOF + 9226.6

ISSUED BY: FLORIDA POWER CORPORATION

FILED:  
SUSPENDED:  
EFFECTIVE:  
DOCKET NO.:  
ORDER NO.:

ACTUAL UNIT PERFORMANCE DATA  
FLORIDA POWER CORPORATION

CRYSTAL RIVER 5	Oct-93	Nov-93	Dec-93	Jan-94	Feb-94	Mar-94	Oct-Mar Period
1. EAF	14.90	37.92	99.30	94.50	98.98	86.80	71.80
2. PH	745	720	744	744	672	744	4369
3. SH	111.0	273.0	744.0	724.3	672.0	647.9	3172.2
4. RSH	0.0	0.0	0.0	0.0	0.0	0.0	0.0
5. UH	634.0	447.0	0.0	19.7	0.0	96.1	1196.8
6. PCH	600.6	447.0	0.0	0.0	0.0	0.0	1047.6
7. FCH	33.4	0.0	0.0	19.7	0.0	0.0	53.1
8. MCH	0.0	0.0	0.0	0.0	0.0	96.1	96.1
9. PFOH	0.0	0.0	31.9	26.3	29.3	17.4	104.9
10. LR PF (MW)	0.0	0.0	113.4	562.5	162.5	84.0	234.8
11. PMCH	0.0	0.0	0.0	0.0	0.0	0.0	0.0
12. LR PH (MW)	0.0	0.0	0.0	0.0	0.0	0.0	0.0
13. NSC (MW)	697	697	697	697	697	697	697
14. OPER MBTU	585708	1360425	4045395	3752578	3547347	3642290	16933743
15. NET GEN (MWH)	63176	145474	446470	405417	381507	396531	1838575
16. ANOHR (BTU/KWH)	9271.1	9351.7	9060.8	9256.1	9298.2	9185.4	9210.3
17. NOF (%)	81.7	76.5	86.1	80.3	81.5	87.8	83.2
18. NPC (MW)	697	697	697	697	697	697	697

ANOHR EQUATION: ANOHR = -0.349 \* NOF + 9325.5

ISSUED BY: FLORIDA POWER CORPORATION

FILED:  
SUSPENDED:  
EFFECTIVE:  
DOCKET NO.:  
ORDER NO.:

ACTUAL UNIT PERFORMANCE DATA  
FLORIDA POWER CORPORATION

ANCLOTE 1	Oct-93	Nov-93	Dec-93	Jan-94	Feb-94	Mar-94	Oct-Mar Period
1. EAF	97.14	97.89	100.00	99.75	100.00	99.02	98.87
2. PH	745	720	530	744	559	679	3977
3. SH	605.7	502.3	378.1	283.8	185.7	359.5	2315.1
4. RSH	138.7	217.7	151.9	460.2	373.3	317.5	1659.3
5. UH	0.4	0.0	0.0	0.0	0.0	2.0	2.4
6. POH	0.0	0.0	0.0	0.0	0.0	0.0	0.0
7. FOH	0.4	0.0	0.0	0.0	0.0	2.0	2.4
8. MOH	0.0	0.0	0.0	0.0	0.0	0.0	0.0
9. PFOH	62.9	45.8	0.0	5.7	0.0	14.0	128.4
10. LR PF (MW)	169.7	169.7	0.0	169.7	0.0	169.7	169.7
11. PMOH	0.0	0.0	0.0	0.0	0.0	0.0	0.0
12. LR PM (MW)	0.0	0.0	0.0	0.0	0.0	0.0	0.0
13. NSC (MW)	511	511	511	511	511	511	511
14. OPER MBTU	1650684	1364873	907399	584322	393432	929330	5829040
15. NET GEN (MWH)	165945	141802	93541	59625	42114	94211	597238
16. ANOHR (BTU/KWH)	9947.2	9625.2	9700.5	9799.9	9342.1	9853.7	9760.0
17. NOF (%)	53.6	55.2	48.4	41.1	44.4	51.3	50.5
18. NPC (MW)	511	511	511	511	511	511	511

ANOHR EQUATION: ANOHR = -21.981 \* NOF + 11119.1

ISSUED BY: FLORIDA POWER CORPORATION

FILED:  
SUSPENDED:  
EFFECTIVE:  
DOCKET NO.:  
ORDER NO.:

ACTUAL UNIT PERFORMANCE DATA  
FLORIDA POWER CORPORATION

ANCLOTE 2	Oct-93	Nov-93	Dec-93	Jan-94	Feb-94	Mar-94	Oct-Mar Period
1. EAF	97.11	100.00	99.11	98.85	99.43	99.34	98.86
2. PH	745	392	744	744	655	656	3935
3. SH	677.9	301.3	622.2	329.9	99.5	460.0	2490.8
4. RSH	67.1	90.3	121.8	414.1	555.5	195.7	1444.5
5. UH	0.0	0.0	0.0	0.0	0.0	0.0	0.0
6. POH	0.0	0.0	0.0	0.0	0.0	0.0	0.0
7. FOH	0.0	0.0	0.0	0.0	0.0	0.0	0.0
8. MOH	0.0	0.0	0.0	0.0	0.0	0.0	0.0
9. PFOH	64.6	0.0	19.1	25.6	26.1	13.0	148.4
10. LR PF (MW)	170.3	238.9	177.5	170.3	73.0	170.3	154.1
11. PMOH	0.0	0.0	0.0	0.0	0.0	0.0	0.0
12. LR PM (MW)	0.0	0.0	0.0	0.0	0.0	0.0	0.0
13. NSC (MW)	511	511	511	511	511	511	511
14. OPER MBTU	1902494	881066	1458883	692719	224766	1235808	6395736
15. NET GEN (MWH)	194371	87244	150233	71825	23084	126975	653732
16. ANOHR (BTU/KWH)	9788.0	10098.9	9710.8	9644.5	9736.9	9732.7	9783.4
17. NOF (%)	56.1	56.7	47.3	42.6	45.4	54.0	51.4
18. NPC (MW)	511	511	511	511	511	511	511

ANOHR EQUATION: ANOHR = -7.025 \* NOF + 10225.1


ISSUED BY: FLORIDA POWER CORPORATION

FILED:  
SUSPENDED:  
EFFECTIVE:  
DOCKET NO.:  
ORDER NO.:

# FLORIDA POWER CORPORATION

**SUBMITTED SCHEDULED OUTAGE PLAN VS ACTUAL SCHEDULED OUTAGES WORKED DURING  
FUEL ADJUSTMENT PLAN PERIOD OCTOBER, 1993 THRU MARCH, 1994**

UNIT	SEP	OCT	NOV	DEC	JAN	FEB	MAR	TOTAL SCHEDULED OUTAGE HRS. WITHIN PLAN PERIOD		
								SUBMITTED	ACTUAL	
<b>CRYSTAL RIVER 1</b>										
SUBMITTED							██████████	648.0		
ACTUAL						██████████			668.5	
<b>CRYSTAL RIVER 2</b>										
SUBMITTED		██████████	██████████	██████████				1,848.0		
ACTUAL		██████████	██████████	██████████					1,957.1	
<b>CRYSTAL RIVER 3</b>										
SUBMITTED								0.0		
ACTUAL									0.0	
<b>CRYSTAL RIVER 4</b>										
SUBMITTED								0.0		
ACTUAL							██████████		645.9	
<b>CRYSTAL RIVER 5</b>										
SUBMITTED			██████████					672.0		
ACTUAL		██████████	██████████						1,047.6	
<b>ANCLOTE 1</b>										
SUBMITTED							██████████	480.0		
ACTUAL									0.0	
<b>ANCLOTE 2</b>										
SUBMITTED		██████████						672.0		
ACTUAL									0.0	
4/19/94	<b>FUEL ADJUSTMENT PLAN PERIOD</b>								<b>4,320.0</b>	<b>4,319.1</b>
								<b>TOTAL HOURS</b>		



ENERGY SUPPLY SERVICES



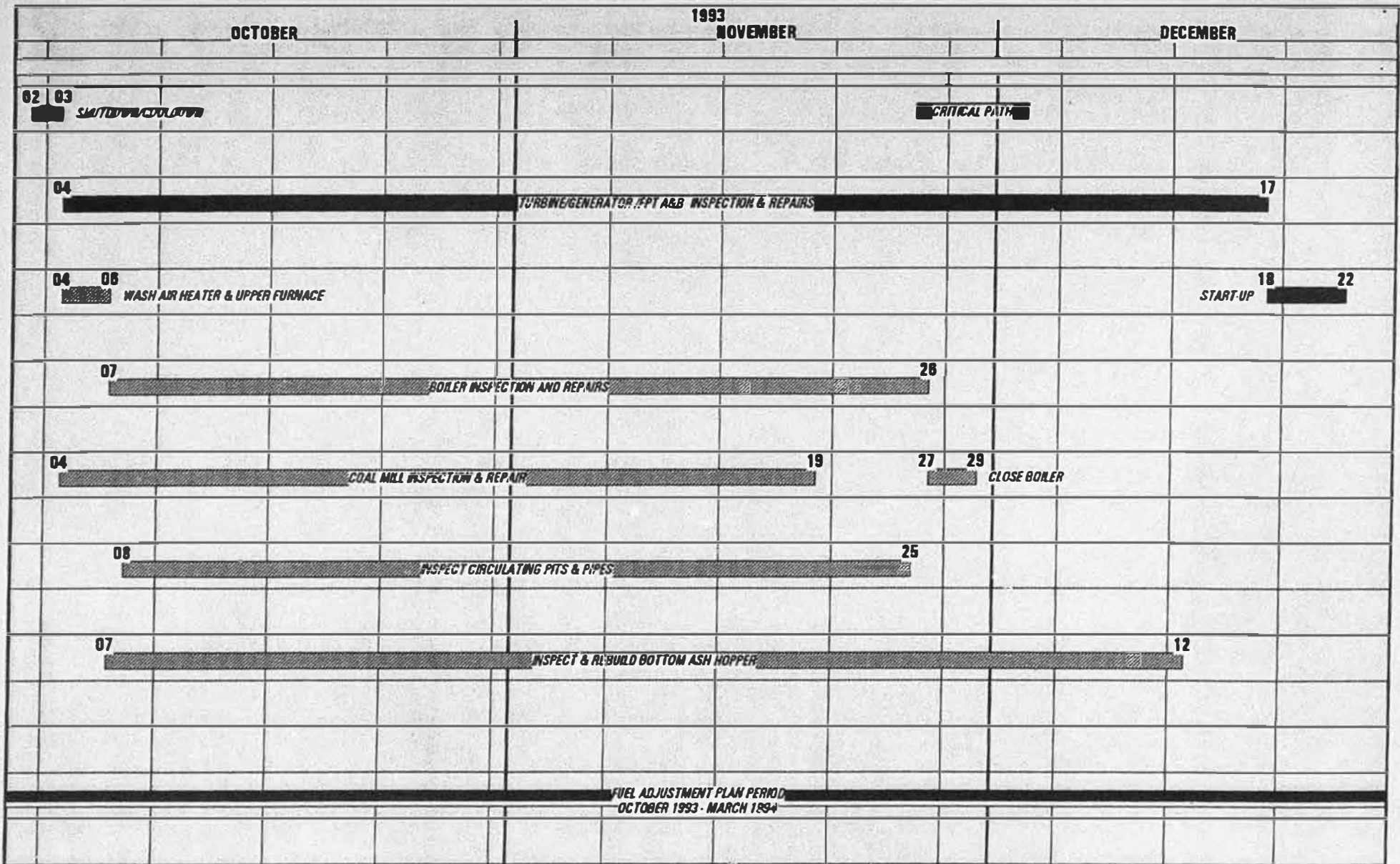
**FLORIDA  
POWER  
CORPORATION**

**FLORIDA POWER CORPORATION**  
**AS-BUILT FOR CR #1 1994 BOILER INSPECTION**

Submitted Hrs: 648.0

Actual Hrs: 668.5

Current Date: 18APR94



ENERGY SUPPLY SERVICES



FLORIDA  
POWER  
CORPORATION

FLORIDA POWER CORPORATION

AS-BUILT FOR CR #2 TUR/GEN/FPT A&B/BOILER

Submitted Hrs: 1848.0

Actual Hrs: 1957.1

Current Date: 18APR94



MARCH

1994

APRIL

05 08 SHUTDOWN/COOLDOWN

07 08 WASH AIR HEATER & UPPER FURNACE

09 BOILER INSPECTION & REPAIRS 09

10 12 CLOSE BOLER

START-UP 13 15

07 COAL MILL INSPECTION & REPAIR 08

07 COOLING TOWER INSPECTION 08

07 CIRCULATING WATER SYSTEM INSPECTION & REPAIRS 08

FUEL ADJUSTMENT PLAN PERIOD  
OCTOBER 1993 - MARCH 1994

CRITICAL PATH

ENERGY SUPPLY SERVICES



FLORIDA  
POWER  
CORPORATION

FLORIDA POWER CORPORATION

AS-BUILT FOR CR #4 1994 BOILER INSPECTION

Submitted Hrs: 0

Actual Hrs: 845.9

Current Date: 19APR94

1993

OCTOBER

NOVEMBER

07 08 SHUTDOWN/COOLDOWN

09 10 WASH AIR HEATER & UPPER FURNACE

11 BOILER INSPECTION & REPAIRS 13

14 18 CLOSE BOILER

17 19 START-UP

09 10 COAL MILL INSPECTION & REPAIR

09 10 COOLING TOWER INSPECTION

09 10 CIRCULATING WATER SYSTEM INSPECTION & REPAIRS

FUEL ADJUSTMENT PLAN PERIOD  
OCTOBER 1993 - MARCH 1994

ENERGY SUPPLY SERVICES



FLORIDA  
POWER  
CORPORATION

FLORIDA POWER CORPORATION

AS-BUILT FOR CR #5 1993 BOILER INSPECTION

Submitted Hrs: 872.0

Actual Hrs: 1047.6

Current Date: 18APR94