

Florida Power
CORPORATION

JAMES A. MCGEE
SENIOR COUNSEL

May 20, 1994

ORIGINAL
FILE COPY

Mr. Steven C. Tribble, Director
Division of Records and Reporting
Florida Public Service Commission
101 East Gaines Street
Tallahassee, Florida 32399-0870

Re: Docket No. 940001-EI

Dear Mr. Tribble:

ACK Enclosed for filing are fifteen copies of Florida Power Corporation's FPSC
AFA 423 Forms for the month of March, 1994. Forms 423-1A, 423-2, 423-2A, 423-
APP _____ 2B, and 423-2C contained in this filing have been edited to delete certain
CAF _____ confidential information. Florida Power's Request for Specified Confidential
CMU _____ Treatment, which includes an unedited copy of the 423 Forms, has been submitted
for filing this date under separate cover.

CTR _____ Please acknowledge your receipt and filing of the above on the enclosed
EAG copy of this letter and return same to me.

LEG *Brown*

LIN RECEIVED & FILED
OPC _____
RCH _____
SEC *mu*

Very truly yours,

James A. McGee

WAS _____ JAM:djl
OTH _____ Enclosures

cc: Parties of record (w/o enclosure)

DOCUMENT NUMBER - DATE
04983 MAY 23 1994
FPSC-RECORDS/REPORTING

MONTHLY REPORT OF COST AND QUALITY OF FUEL OIL FOR ELECTRIC PLANTS
ORIGIN, VOLUME, DELIVERED PRICE AND AS RECEIVED QUALITY

1. REPORTING MONTH:


Mar-94

3. NAME, TITLE & TELEPHONE NUMBER OF CONTACT PERSON CONCERNING DATA
SUBMITTED ON THIS FORM: N. L. HOLDSTEIN, SUPERVISOR (813) 866-4822

2. REPORTING COMPANY:

FLORIDA POWER CORPORATION

4. SIGNATURE OF OFFICIAL SUBMITTING REPORT:


JOHN SCARDINO, JR., VICE PRESIDENT AND CONTROLLER

5. DATE COMPLETED:

05-13-94

LINE NO. (a)	PLANT NAME (b)	SUPPLIER NAME (c)	SHIPPING POINT (d)	PURCHASE TYPE (e)	DELIVERY LOCATION (f)	DELIVERY DATE (g)	TYPE OIL (h)	SULFUR CONTENT (%) (i)	BTU CONTENT (Btu/gal) (j)	VOLUME (Bbls) (k)	DELIVERED PRICE (\$/Bbl) (l)
1	ANCLOTE	BP OIL COMPANY	TAMPA, FL	MTC	FOB PLANT	03/94	F02	0.05	137,710	5,071	\$21.8463
2	AVON PARK PEAKERS	NO DELIVERIES									
3	BARTOW	NO DELIVERIES									
4	BARTOW NORTH FUEL TERMINAL	COASTAL FUELS MARKETING	HOUSTON, TX	MTC	FOB TERMINAL	03/94	F06	1.98	151,089	141,306	\$12.0680
5	BARTOW NORTH FUEL TERMINAL	ENJET INC.	HOUSTON, TX	MTC	FOB TERMINAL	03/94	F06	2.42	151,395	242,084	\$11.0651
6	BARTOW PEAKERS	COASTAL FUELS MARKETING	PORT MANATEE, FL	MTC	FOB PLANT	03/94	F02	0.20	139,073	10,416	\$21.3336
7	BARTOW SOUTH FUEL TERMINAL	COASTAL FUELS MARKETING	HOUSTON, TX	MTC	FOB TERMINAL	03/94	F06	1.98	151,089	38,661	\$12.0679
8	BARTOW SOUTH FUEL TERMINAL	ENJET INC.	HOUSTON, TX	MTC	FOB TERMINAL	03/94	F06	0.99	151,859	120,907	\$13.5516
9	BAYBORO PEAKERS	NO DELIVERIES									
10	CRYSTAL RIVER NORTH	BP OIL COMPANY	TAMPA, FL	MTC	FOB PLANT	03/94	F02	0.08	136,695	5,039	\$22.8435
11	CRYSTAL RIVER SOUTH	BP OIL COMPANY	TAMPA, FL	MTC	FOB PLANT	03/94	F02	0.08	136,744	4,173	\$22.8455
12	DEBARY PEAKERS	COASTAL FUELS MARKETING	CAPE CANAVERAL, FL	MTC	FOB PLANT	03/94	F02	0.45	136,424	10,092	\$22.1867
13	HIGGINS STEAM PLANT	NO DELIVERIES									
14	HIGGINS PEAKERS	NO DELIVERIES									
15	INTERCESSION CITY PEAKERS	NO DELIVERIES									
16	CRYSTAL RIVER NUCLEAR PLANT	NO DELIVERIES									
17	FORT SAINT JOE PEAKERS	NO DELIVERIES									
18	RIO PINAR PEAKERS	NO DELIVERIES									

DOCUMENT NUMBER-DATE

04983 MAY 23 94


FPSC-RECORDS/REPORTING

MONTHLY REPORT OF COST AND QUALITY OF COAL FOR ELECTRIC PLANTS
ORIGIN, TONNAGE, DELIVERED PRICE AND AS RECEIVED QUALITY

- 1. Report for: Mo. March Yr. 1994
- 2. Reporting Company: Florida Power Corporation
- 3. Plant Name: Transfer Facility IMT

4. Name, Title and Telephone Number of Contact Person Concerning Data Submitted on this Form
Delmar J. Clark Jr., Financial Analyst - Regulatory
(813) 824-6491

5. Signature of Official Submitting Report


Delmar J. Clark Jr., Financial Analyst - Regulatory

6. Date Completed: May 10, 1994

Line No.	Supplier Name	Mine Location	Purchase Type	Transportation Mode	Tons	Effective Purchase Price (\$/Ton)	Total Transportation Cost (\$/Ton)	F.O.B. Plant Price (\$/Ton)	As Received Coal Quality			
									Percent Sulfur (%)	Btu Content (Btu/lb)	Percent Ash (%)	Percent Moisture (%)
(a)	(b)	(c)	(d)	(e)	(f)	(g)	(h)	(i)	(j)	(k)	(l)	(m)
1.	A. T. Massey Coal Co.	08, Wv, 005	LTC	TR&B	37,724			\$42.92	0.69	12,571	8.96	7.04
2.	A. T. Massey Coal Co.	08, Ky, 159	LTC	TR&B	20,591			\$42.92	0.69	12,571	8.96	7.04
3.	A. T. Massey Coal Co.	08, Wv, 011	LTC	TR&B	30,074			\$42.92	0.69	12,571	8.96	7.04
4.	Golden Oak Mining	08, Ky, 133	LTC	B	17,532			\$44.31	0.60	12,931	7.17	6.83
5.	Pen Coal Co.	08, Ky, 019	LTC	B	6,330			\$49.48	0.90	12,190	10.96	8.28
6.	Diamond May Coal Co.	08, Ky, 019	LTC	B	8,244			\$48.60	0.64	12,318	10.11	7.12
7.	Westmoreland Coal	08, Wv, 005	S	B	9,351			\$44.03	0.75	13,127	6.74	5.86
8.	AMCI Coal Sales, Inc.	N/A	S	GB	12,200			\$39.10	0.58	12,848	6.26	7.45

**MONTHLY REPORT OF COST AND QUALITY OF COAL FOR ELECTRIC PLANTS
ORIGIN, TONNAGE, DELIVERED PRICE AND AS RECEIVED QUALITY**

1. Report for: Mo. March Yr. 1994

2. Reporting Company: Florida Power Corporation

3. Plant Name: Crystal River 1 & 2

4. Name, Title and Telephone Number of Contact Person Concerning Data Submitted on this Form
Delmar J. Clark Jr., Financial Analyst - Regulatory
(813) 824-6491

5. Signature of Official Submitting Report


Delmar J. Clark Jr., Financial Analyst - Regulatory

6. Date Completed: May 10, 1994

Line No.	Supplier Name	Mine Location	Purchase Type	Transportation Mode	Tons	Effective Purchase Price (\$/Ton)	Total Transportation Cost (\$/Ton)	F.O.B. Plant Price (\$/Ton)	As Received Coal Quality			
									Percent Sulfur (%)	Btu Content (Btu/lb)	Percent Ash (%)	Percent Moisture (%)
(a)	(b)	(c)	(d)	(e)	(f)	(g)	(h)	(i)	(j)	(k)	(l)	(m)
1.	New Horizons Coal, Inc.	06,Ky,095	LTC	UR	90,893			\$44.10	1.06	12,392	10.16	6.70
2.	Consolidation Coal Sales	06,Ky,119	LTC	UR	40,056			\$40.29	0.90	12,599	8.58	6.40
3.	Transfer Facility	N/A	LTC	OB	14,274			\$46.01	0.93	12,147	9.64	6.54

MONTHLY REPORT OF COST AND QUALITY OF COAL FOR ELECTRIC PLANTS
ORIGIN, TONNAGE, DELIVERED PRICE AND AS RECEIVED QUALITY

- 1. Report for: Mo. March Yr. 1994
- 2. Reporting Company: Florida Power Corporation
- 3. Plant Name: Crystal River 4 & 5

4. Name, Title and Telephone Number of Contact Person Concerning Data Submitted on this Form
Delmar J. Clark, Jr., Financial Analyst - Regulatory
(813) 824-6491

5. Signature of Official Submitting Report


Delmar J. Clark, Jr., Financial Analyst - Regulatory

6. Date Completed: May 10, 1994

Line No.	Supplier Name	Mine Location	Purchase Type	Transportation Mode	Tons	Effective Purchase Price (\$/Ton)	Total Transportation Cost (\$/Ton)	F.O.B. Plant Price (\$/Ton)	As Received Coal Quality			
									Percent Sulfur (%)	Btu Content (Btu/lb)	Percent Ash (%)	Percent Moisture (%)
(a)	(b)	(c)	(d)	(e)	(f)	(g)	(h)	(i)	(j)	(k)	(l)	(m)
1.	Powell Mtn. Joint Venture	08,Va,105	LTC	UR	70,881			\$53.03	0.72	12,310	9.53	7.72
2.	Golden Oak Mining Co.	08,Ky,133	LTC	UR	100,609			\$45.07	0.69	12,931	7.17	6.83
3.	Franklin Coal Sales	08,Ky,195	LTC	UR	38,481			\$42.18	0.62	12,593	9.34	7.79
4.	Transfer Facility	N/A	LTC	OB	68,883			\$52.95	0.67	12,554	8.64	6.79

MONTHLY REPORT OF COST AND QUALITY OF COAL FOR ELECTRIC PLANTS

ORIGIN, TONNAGE, DELIVERED PRICE AND AS RECEIVED QUALITY

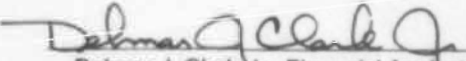
1. Report for: Mo. March Yr. 1994

2. Reporting Company: Florida Power Corporation

3. Plant Name: Transfer Facility IMT

4. Name, Title and Telephone Number of Contact Person Concerning Data Submitted on this Form
 Delmar J. Clark Jr., Financial Analyst - Regulatory
 (813) 824-6491

5. Signature of Official Submitting Report


 Delmar J. Clark Jr., Financial Analyst - Regulatory

6. Date Completed: May 10, 1994

Line No.	Supplier Name	Mine Location	Purchase Type	Tons	F.O.B. Mine Price (\$/Ton)	Short Haul & Loading Charges (\$/Ton)	Original Invoice Price (\$/Ton)	Retro-active Price Increases (\$/Ton)	Base Price (\$/Ton)	Quality Adjustments (\$/Ton)	Effective Purchase Price (\$/Ton)
(a)	(b)	(c)	(d)	(e)	(f)	(g)	(h)	(i)	(j)	(k)	(l)
1.	A. T. Massey Coal Co.	08, Wv, 005	LTC	37,724		\$0.00		\$0.00		\$0.00	
2.	A. T. Massey Coal Co.	08, Ky, 159	LTC	20,891		\$0.00		\$0.00		\$0.00	
3.	A. T. Massey Coal Co.	08, Wv, 011	LTC	30,094		\$0.00		\$0.00		\$0.00	
4.	Golden Oak Mining	08, Ky, 133	LTC	17,532		\$0.00		\$0.00		\$0.00	
5.	Pen Coal Co.	08, Ky, 019	LTC	8,330		\$0.00		\$0.00		\$0.00	
6.	Diamond May Coal Co.	08, Ky, 019	LTC	5,244		\$0.00		\$0.00		\$0.00	
7.	Westmoreland Coal	08, Wv, 005	S	9,351		\$0.00		\$0.00		\$0.00	
8.	AMCI Coal Sales, Inc.	N/A	S	12,200		\$0.00		\$0.00		\$0.00	

MONTHLY REPORT OF COST AND QUALITY OF COAL FOR ELECTRIC PLANTS
ORIGIN, TONNAGE, DELIVERED PRICE AND AS RECEIVED QUALITY

1. Report for: Mo. March Yr. 1994

2. Reporting Company: Florida Power Corporation

3. Plant Name: Crystal River 1 & 2

4. Name, Title and Telephone Number of Contact Person Concerning Data Submitted on this Form
Delmar J. Clark Jr., Financial Analyst - Regulatory
(813) 824-6491

5. Signature of Official Submitting Report

Delmar J. Clark Jr.
Delmar J. Clark Jr., Financial Analyst - Regulatory

6. Date Completed: May 10, 1994

Line No.	Supplier Name	Mine Location	Purchase Type	Tons	F.O.B. Mine Price (\$/Ton)	Short Haul & Loading Charges (\$/Ton)	Original Invoice Price (\$/Ton)	Retro-active Price Increases (\$/Ton)	Base Price (\$/Ton)	Quality Adjustments (\$/Ton)	Effective Purchase Price (\$/Ton)
(a)	(b)	(c)	(d)	(e)	(f)	(g)	(h)	(i)	(j)	(k)	(l)
1.	New Horizons Coal, Inc.	08,Ky,095	LTC	90,893		\$0.00		\$0.00			
2.	Consolidation Coal Sales	08,Ky,119	LTC	40,056		\$0.00		\$0.00		\$0.00	
3.	Transfer Facility	N/A	LTC	14,274		\$0.00		N/A		N/A	

MONTHLY REPORT OF COST AND QUALITY OF COAL FOR ELECTRIC PLANTS
ORIGIN, TONNAGE, DELIVERED PRICE AND AS RECEIVED QUALITY


1. Report for: Mo. March Yr. 1994

2. Reporting Company: Florida Power Corporation

3. Plant Name: Crystal River 4 & 5

4. Name, Title and Telephone Number of Contact Person Concerning Data Submitted on this Form
Delmar J. Clark Jr., Financial Analyst - Regulatory
(813) 824-6491

5. Signature of Official Submitting Report


Delmar J. Clark Jr., Financial Analyst - Regulatory

6. Date Completed: May 10, 1994

Line No.	Supplier Name	Mine Location	Purchase Type	Tons	F.O.B. Mine Price (\$/Ton)	Short Haul & Loading Charges (\$/Ton)	Original Invoice Price (\$/Ton)	Retro-active Price Increases (\$/Ton)	Base Price (\$/Ton)	Quality Adjustments (\$/Ton)	Effective Purchase Price (\$/Ton)
(a)	(b)	(c)	(d)	(e)	(f)	(g)	(h)	(i)	(j)	(k)	(l)
1.	Powell Mtn. Joint Venture	08,Va,105	LTC	70,881		\$0.00		\$0.00		\$0.00	
2.	Golden Oak Mining Co.	08,Ky,133	LTC	100,609		\$0.00		\$0.00		\$0.00	
3.	Franklin Coal Sales	08,Ky,195	LTC	38,481		\$0.00		\$0.00		\$0.00	
4.	Transfer Facility	N/A	LTC	68,883		\$0.00		N/A		N/A	

MONTHLY REPORT OF COST AND QUALITY OF COAL FOR ELECTRIC PLANTS

ORIGIN, TONNAGE, DELIVERED PRICE AND AS RECEIVED QUALITY

1. Report For: Mo. March Yr. 1994

2. Reporting Company: Florida Power Corporation

3. Plant Name: Transfer Facility IMT

4. Name, Title and Telephone Number of Contact Person Concerning Data Submitted on this Form
 Delmar J. Clark Jr., Financial Analyst - Regulatory
 (813) 824-6491

5. Signature of Official Submitting Report


 Delmar J. Clark Jr., Financial Analyst - Regulatory

6. Date Completed: May 10, 1994

Line No	Supplier Name	Mine Location	Shipping Point	Transportation Mode	Tons	Effective Purchase Price (\$/Ton)	Additional Shorthaul & Loading Charges (\$/Ton)	Rail Rate (\$/Ton)	Other Rail Charges (\$/Ton)	River Barge Rate (\$/Ton)	Trans-loading Rate (\$/Ton)	Ocean Barge Rate (\$/Ton)	Other Water Charges (\$/Ton)	Other Related Charges (\$/Ton)	Transportation Charges (\$/Ton)	F.O.B.
																Plant Price (\$/Ton)
(a)	(b)	(c)	(d)	(e)	(f)	(g)	(h)	(i)	(j)	(k)	(l)	(m)	(n)	(o)	(p)	(q)
1.	A. T. Massey Coal Co.	06, Wv, 005	Boone, Wv	TR&B	37,724		N/A	N/A	N/A	N/A	N/A	N/A	N/A	N/A		\$42.92
2.	A. T. Massey Coal Co.	06, Ky, 159	Martin, Ky	TR&B	20,891		N/A	N/A	N/A	N/A	N/A	N/A	N/A	N/A		\$42.92
3.	A. T. Massey Coal Co.	06, Wv, 011	Cabell, Wv	TR&B	30,094		N/A	N/A	N/A	N/A	N/A	N/A	N/A	N/A		\$42.92
4.	Golden Oak Mining	06, Ky, 133	Letcher, Ky	B	17,532		N/A	N/A	N/A	N/A	N/A	N/A	N/A	N/A		\$44.31
5.	Pen Coal Co.	06, Ky, 019	Boyd, Ky	B	8,330		N/A	N/A	N/A	N/A	N/A	N/A	N/A	N/A		\$43.45
6.	Diamond May Coal Co.	06, Ky, 019	Boyd, Ky	B	8,244		N/A	N/A	N/A	N/A	N/A	N/A	N/A	N/A		\$48.60
7.	Westmoreland Coal	06, Wv, 005	Boone, Wv	B	9,351		N/A	N/A	N/A	N/A	N/A	N/A	N/A	N/A		\$44.03
8.	AMCI Coal Sales, Inc.	N/A	Venezuela	GB	12,200		N/A	N/A	N/A	N/A	N/A	N/A	N/A	N/A		\$39.10

MONTHLY REPORT OF COST AND QUALITY OF COAL FOR ELECTRIC PLANTS
ORIGIN, TONNAGE, DELIVERED PRICE AND AS RECEIVED QUALITY

1. Report For: Mo. March Yr. 1994

2. Reporting Company: Florida Power Corporation

3. Plant Name: Crystal River 1 & 2

4. Name, Title and Telephone Number of Contact
Person Concerning Data Submitted on this Form
Delmar J. Clark Jr., Financial Analyst - Regulatory
(813) 824-6491

5. Signature of Official Submitting Report


Delmar J. Clark Jr., Financial Analyst - Regulatory

6. Date Completed: May 10, 1994

Line No.	Supplier Name	Mine Location	Shipping Point	Transportation Mode	Tons	Effective Purchase Price (\$/Ton)	Additional		Other Rail Charges (\$/Ton)	River Barge Rate (\$/Ton)	Trans-loading Rate (\$/Ton)	Ocean Barge Rate (\$/Ton)	Other Water Charges (\$/Ton)	Other Related Charges (\$/Ton)	Transportation Charges (\$/Ton)	F.O.B. Plant Price (\$/Ton)
							Shorthaul & Loading Charges (\$/Ton)	Rail Rate (\$/Ton)								
(a)	(b)	(c)	(d)	(e)	(f)	(g)	(h)	(i)	(j)	(k)	(l)	(m)	(n)	(o)	(p)	(q)
1.	New Horizons Coal, Inc.	08,Ky,095	Harlan, Ky	UR	90,893		\$0.00			N/A	N/A	N/A	\$0.00	\$0.00		\$44.10
2.	Consolidation Coal Sales	08,Ky,119	Knott, Ky	UR	40,056		\$0.00			N/A	N/A	N/A	\$0.00	\$0.00		\$40.29
3.	Transfer Facility	N/A	Plaquemines Parrish, La	OB	14,274		\$0.00	N/A	N/A	N/A	N/A		\$0.00	\$0.00		\$46.01

MONTHLY REPORT OF COST AND QUALITY OF COAL FOR ELECTRIC PLANTS
ORIGIN, TONNAGE, DELIVERED PRICE AND AS RECEIVED QUALITY

1. Report For: Mo. March Yr. 1994

2. Reporting Company: Florida Power Corporation

3. Plant Name: Crystal River 4 & 5

4. Name, Title and Telephone Number of Contact Person Concerning Data Submitted on this Form
Delmar J. Clark Jr., Financial Analyst - Regulatory
(813) 624-6491

5. Signature of Official Submitting Report

Delmar J. Clark Jr.
Delmar J. Clark Jr., Financial Analyst - Regulatory

6. Date Completed: May 10, 1994

Line No.	Supplier Name	Mine Location	Shipping Point	Transportation Mode	Tons	Effective Purchase Price (\$/Ton)	Additional Shorthaul & Loading Charges (\$/Ton)	Rail Rate (\$/Ton)	Other Rail Charges (\$/Ton)	River Barge Rate (\$/Ton)	Trans-loading Rate (\$/Ton)	Ocean Barge Rate (\$/Ton)	Other Water Charges (\$/Ton)	Other Related Charges (\$/Ton)	Transportation Charges (\$/Ton)	F.O.B. Plant Price (\$/Ton)
1.	Powell Mtn. Joint Venture	08,Va,105	Lee, Va	UR	70,851		\$0.00			N/A	N/A	N/A	\$0.00	\$0.00		\$53.03
2.	Golden Oak Mining Co.	08,Ky,133	Letcher, Ky	UR	100,609		\$0.00			N/A	N/A	N/A	\$0.00	\$0.00		\$45.07
3.	Franklin Coal Sales	08,Ky,195	Pike, Ky	UR	38,481		\$0.00			N/A	N/A	N/A	\$0.00	\$0.00		\$42.18
4.	Transfer Facility	N/A	Plaquemines Parrish, La	OB	68,883		\$0.00	N/A	N/A	N/A	N/A		\$0.00	\$0.00		\$52.95

MONTHLY REPORT OF COST AND QUALITY OF COAL FOR ELECTRIC PLANTS
 REPORT OF ADJUSTMENTS TO PREVIOUS COAL DELIVERIES

- 1. Report For: Mo. March Yr. 1994
- 2. Reporting Company: Florida Power Corporation
- 3. Plant Name: Transfer Facility IMT

4. Name, Title and Telephone Number of Contact Person Concerning Data Submitted on this Form
 Delmar J. Clark Jr., Financial Analyst - Regulatory
 (813) 824-6491

5. Signature of Official Submitting Report


 Delmar J. Clark Jr., Financial Analyst - Regulatory

6. Date Completed: May 10, 1994


Line No.	Month Reported	Form Plant Name	Intended Generating Plant	Supplier	Original Line Number	Old Volume (tons)	Form No.	Column Title	Old Value	New Value	New F.O.B. Plant Price	Reason for Revision
(a)	(b)	(c)	(d)	(e)	(f)	(g)	(h)	(i)	(j)	(k)	(l)	(m)
1.	08/93	CR 1&2	CR 1&2	Consolidation Coal Sales	7	7,265	2A	(k) Quality Adjustment			\$40.71	Quality Adjustment
2.	01/94	CR 1&2	CR 1&2	Consolidation Coal Sales	2	428	2A	(k) Quality Adjustment			\$40.44	Quality Adjustment
3.	02/94	CR 4&5	CR 4&5	Golden Oak Mining	4	9,019	2A	(k) Quality Adjustment			\$44.01	Quality Adjustment
4.	02/94	CR 4&5	CR 4&5	Golden Oak Mining	5	17,977	2A	(k) Quality Adjustment			\$44.01	Quality Adjustment
5.	02/94	CR 1&2	CR 1&2	Pen Coal Co.	6	8,396	2A	(k) Quality Adjustment			\$44.18	Quality Adjustment
6.	02/94	CR 4&5	CR 4&5	AMCI Coal Sales, Inc.	7	43,050	2A	(k) Quality Adjustment			\$39.11	Quality Adjustment

MONTHLY REPORT OF COST AND QUALITY OF COAL FOR ELECTRIC PLANTS
 REPORT OF ADJUSTMENTS TO PREVIOUS COAL DELIVERIES

- 1. Report For: Mo. March Yr. 1994
- 2. Reporting Company: Florida Power Corporation
- 3. Plant Name: Transfer Facility TTI Systems, Inc.

4. Name, Title and Telephone Number of Contact Person Concerning Data Submitted on this Form
 Delmar J. Clark Jr., Financial Analyst - Regulatory
 (813) 824-6491

5. Signature of Official Submitting Report


 Delmar J. Clark Jr., Financial Analyst - Regulatory

6. Date Completed: May 10, 1994

Line No.	Month Reported	Form Plant Name	Intended Generating Plant	Supplier	Original Line Number	Old Volume (tons)	Form No.	Column Title	Old Value	New Value	New F.O.B. Plant Price	Reason for Revision
(a)	(b)	(c)	(d)	(e)	(f)	(g)	(h)	(i)	(j)	(k)	(l)	(m)

== NONE ==

MONTHLY REPORT OF COST AND QUALITY OF COAL FOR ELECTRIC PLANTS
 REPORT OF ADJUSTMENTS TO PREVIOUS COAL DELIVERIES

1. Report For: Mo. March Yr. 1994

2. Reporting Company: Florida Power Corporation

3. Plant Name: Crystal River 1 & 2

4. Name, Title and Telephone Number of Contact Person Concerning Data Submitted on this Form
 Delmar J. Clark Jr., Financial Analyst - Regulatory
 (813) 824-6491

5. Signature of Official Submitting Report


 Delmar J. Clark Jr., Financial Analyst - Regulatory

6. Date Completed: May 10, 1994

Line No.	Month Reported	Form Plant Name	Intended Generating Plant	Supplier	Original Line Number	Old Volume (tons)	Form No.	Column Title	Old Value	New Value	New F.O.B. Plant Price	Reason for Revision
(a)	(b)	(c)	(d)	(e)	(f)	(g)	(h)	(i)	(j)	(k)	(l)	(m)
1.	02/94	CR 1&2	CR 1&2	New Horizons Coal, Inc.	1	50,391	2B	(j) Other Rail Charges			\$44.25	Revised Other Rail Charges
2.	08/93	CR 1&2	CR 1&2	Consolidation Coal Sales	2	28,287	2A	(k) Quality Adjustment			\$40.33	Quality Adjustment
3.	01/94	CR 1&2	CR 1&2	Consolidation Coal Sales	2	28,093	2A	(k) Quality Adjustment			\$40.57	Quality Adjustment
4.	02/94	CR 1&2	CR 1&2	Consolidation Coal Sales	2	39,751	2A	(k) Quality Adjustment			\$40.76	Quality Adjustment (see line 5)
5.	02/94	CR 1&2	CR 1&2	Consolidation Coal Sales	2	39,751	2B	(j) Other Rail Charges			\$40.76	Revised Other Rail Charges
6.	02/94	CR 1&2	CR 1&2	Consolidation Coal Sales	3	9,660	2A	(k) Quality Adjustment			\$40.76	Quality Adjustment (see line 7)
7.	02/94	CR 1&2	CR 1&2	Consolidation Coal Sales	3	9,660	2B	(j) Other Rail Charges			\$40.76	Revised Other Rail Charges

MONTHLY REPORT OF COST AND QUALITY OF COAL FOR ELECTRIC PLANTS
 REPORT OF ADJUSTMENTS TO PREVIOUS COAL DELIVERIES


1. Report For: Mo. March Yr. 1994

2. Reporting Company: Florida Power Corporation

3. Plant Name: Crystal River 4 & 5

4. Name, Title and Telephone Number of Contact Person Concerning Data Submitted on this Form
 Delmar J. Clark Jr., Financial Analyst - Regulatory
 (813) 824--6491

5. Signature of Official Submitting Report


 Delmar J. Clark Jr., Financial Analyst - Regulatory

6. Date Completed: May 10, 1994

Line No.	Month Reported	Form Plant Name	Intended Generating Plant	Supplier	Original Line Number	Old Volume (tons)	Form No.	Column Title	Old Value	New Value	New F.O.B. Plant Price	Reason for Revision
(a)	(b)	(c)	(d)	(e)	(f)	(g)	(h)	(i)	(j)	(k)	(l)	(m)
1.	02/94	CR 4&5	CR 4&5	Powell Mtn Joint Venture	1	70,217	2B	(j) Other Rail Charges			\$53.23	Revised Other Rail Charges
2.	02/94	CR 4&5	CR 4&5	Golden Oak Mining Co.	2	10,133	2A	(k) Quality Adjustment			\$44.97	Quality Adjustment (see line 3)
3.	02/94	CR 4&5	CR 4&5	Golden Oak Mining Co.	2	10,133	2B	(j) Other Rail Charges			\$44.97	Revised Other Rail Charges
4.	02/94	CR 4&5	CR 4&5	Golden Oak Mining Co.	3	60,843	2A	(k) Quality Adjustment			\$44.97	Quality Adjustment (see line 5)
5.	02/94	CR 4&5	CR 4&5	Golden Oak Mining Co.	3	60,843	2B	(j) Other Rail Charges			\$44.97	Revised Other Rail Charges
6.	02/94	CR 4&5	CR 4&5	Franklin Coal Sales	4	9,816	2B	(j) Other Rail Charges			\$42.38	Revised Other Rail Charges
7.	02/94	CR 4&5	CR 4&5	Franklin Coal Sales	5	10,007	2B	(j) Other Rail Charges			\$42.38	Revised Other Rail Charges

