

ORIGINAL
FILE COPY

**Florida
Power**
CORPORATION

JAMES A. MCGEE
SENIOR COUNSEL

June 27, 1994

Ms. Blanco S. Bayo, Director
Division of Records and Reporting
Florida Public Service Commission
101 East Gaines Street
Tallahassee, Florida 32399-0870

Re: Docket No. 940001-EI

Dear Ms. Bayo:

Enclosed for filing are fifteen copies of Florida Power Corporation's FPSC 423 Forms for the month of April, 1994. Forms 423-1A, 423-2, 423-2A, 423-2B, and 423-2C contained in this filing have been edited to delete certain confidential information. Florida Power's Request for Specified Confidential Treatment, which includes an unedited copy of the 423 Forms, has been submitted for filing this date under separate cover.

Please acknowledge your receipt and filing of the above on the enclosed copy of this letter and return same to me.

Very truly yours,


James A. McGee
James A. McGee

JAM:djl
Enclosures

cc: Parties of record (w/o enclosure)

- ACK
- AFA
- APP
- CAF
- CMU
- CTR
- EA *Dalley*
- LE *Brown*
- LIP 3
- OPC
- RCH
- SEC
- WAS
- OTH

DOCUMENT NUMBER-DATE
06390 JUN 28 1994
FPSC-RECORDS/REPORTING



ORIGINAL
FILE COPY

**Florida
Power**
CORPORATION

JAMES A. MCGEE
SENIOR COUNSEL

June 27, 1994

Ms. Blanco S. Bayo, Director
Division of Records and Reporting
Florida Public Service Commission
101 East Gaines Street
Tallahassee, Florida 32399-0870

Re: Docket No. 940001-EI

Dear Ms. Bayo:

may

ACK _____

AFA 5 _____

APP _____

CIF _____

CMJ _____

CTR _____

EP Dully

LEG Broun

LIN 4 _____

OPC _____

RCH _____

SEC 1 JAM:djl

WAS Enclosures

OTH _____

Enclosed for filing are fifteen copies of Florida Power Corporation's FPSC 423 Forms for the month of April, 1994. Forms 423-1A, 423-2, 423-2A, 423-2B, and 423-2C contained in this filing have been edited to delete certain confidential information. Florida Power's Request for Specified Confidential Treatment, which includes an unedited copy of the 423 Forms, has been submitted for filing this date under separate cover.

Please acknowledge your receipt and filing of the above on the enclosed copy of this letter and return same to me.

Very truly yours,

James A. McGee
James A. McGee

RECEIVED - 7/1/94
MCGEE
FPSC-BUREAU OF RECORDS

cc: Parties of record (w/o enclosure)

DOCUMENT NUMBER - DATE

06390 JUN 28 1994

FPSC-RECORDS/REPORTING

MONTHLY REPORT OF COST AND QUALITY OF FUEL OIL FOR ELECTRIC PLANTS
ORIGIN, VOLUME, DELIVERED PRICE AND AS RECEIVED QUALITY

1. REPORTING MONTH: May-94

3. NAME, TITLE & TELEPHONE NUMBER OF CONTACT PERSON CONCERNING DATA
SUBMITTED ON THIS FORM: N. L. HOLDSTEIN, SUPERVISOR (813) 866-4822

2. REPORTING COMPANY: FLORIDA POWER CORPORATION

4. SIGNATURE OF OFFICIAL SUBMITTING REPORT:  JOHN SCARDINO, JR., VICE PRESIDENT AND CONTROLLER

5. DATE COMPLETED: 06/15/94

| LINE NO. (a) | PLANT NAME (b) | SUPPLIER NAME (c) | SHIPPING POINT (d) | PURCHASE TYPE (e) | DELIVERY LOCATION (f) | DELIVERY DATE (g) | TYPE OF OIL (h) | SULFUR CONTENT (%) (i) | BTU CONTENT (Btu/gal) (j) | VOLUME (Bbls) (k) | DELIVERED PRICE (\$/Bbl) (l) |
|-----------------|-----------------------------|-------------------------|-----------------------|----------------------|--------------------------|----------------------|--------------------|---------------------------|------------------------------|----------------------|---------------------------------|
| 1 | ANCLOTE | BP OIL COMPANY | TAMPA, FL | MTC | FOB PLANT | 04/94 | F02 | 0.05 | 137,910 | 4,362 | \$21 5308 |
| 2 | AVON PARK PEAKERS | NO DELIVERIES | | | | | | | | | |
| 3 | BARTOW | NO DELIVERIES | | | | | | | | | |
| 4 | BARTOW NORTH FUEL TERMINAL | ENJE TINC | HOUSTON, TX | MTC | FOB TERMINAL | 04/94 | F06 | 2.40 | 150,558 | 365,875 | \$12 4724 |
| 5 | BARTOW NORTH FUEL TERMINAL | ENJET INC | HOUSTON, TX | MTC | FOB TERMINAL | 04/94 | F06 | 2.35 | 149,711 | 124,240 | \$12 3740 |
| 6 | BARTOW PEAKERS | COASTAL FUELS MARKETING | PORT MANATEE, FL | MTC | FOB PLANT | 04/94 | F02 | 0.20 | 139,208 | 11,056 | \$21 5138 |
| 7 | BARTOW SOUTH FUEL TERMINAL | ENJET INC | HOUSTON, TX | MTC | FOB TERMINAL | 04/94 | F06 | 0.97 | 151,053 | 116,761 | \$14 7050 |
| 8 | BAYBORO PEAKERS | NO DELIVERIES | | | | | | | | | |
| 9 | CRYSTAL RIVER NORTH | BP OIL COMPANY | TAMPA, FL | MTC | FOB PLANT | 04/94 | F02 | 0.05 | 135,122 | 4,172 | \$21 8187 |
| 10 | CRYSTAL RIVER SOUTH | BP OIL COMPANY | TAMPA, FL | MTC | FOB PLANT | 04/94 | F02 | 0.03 | 135,801 | 341 | \$21 4075 |
| 11 | CRYSTAL RIVER SOUTH | COASTAL FUELS MARKETING | PORT MANATEE, FL | MTC | FOB PLANT | 04/94 | F02 | 0.28 | 139,604 | 177 | \$21 8703 |
| 12 | DEBARY PEAKERS | COASTAL FUELS MARKETING | CAPE CANAVERAL, FL | MTC | FOB PLANT | 04/94 | F02 | 0.45 | 138,424 | 12,237 | \$21 6439 |
| 13 | HIGGINS STEAM PLANT | NO DELIVERIES | | | | | | | | | |
| 14 | HIGGINS PEAKERS | NO DELIVERIES | | | | | | | | | |
| 15 | INTERCESSION CITY PEAKERS | BP OIL COMPANY | INTERCESSION CITY, FL | MTC | FOB PLANT | 04/94 | F02 | 0.10 | 139,547 | 14,993 | \$22 2939 |
| 16 | CRYSTAL RIVER NUCLEAR PLANT | NO DELIVERIES | | | | | | | | | |
| 17 | PORT SAINT JOE PEAKERS | NO DELIVERIES | | | | | | | | | |
| 18 | RIO PINAR PEAKERS | NO DELIVERIES | | | | | | | | | |

DOCUMENT NUMBER-DATE

06390 JUN 28 94

FPSC-RECORDS/REPORTING

MONTHLY REPORT OF COST AND QUALITY OF FUEL OIL FOR ELECTRIC PLANTS
ORIGIN, VOLUME, DELIVERED PRICE AND AS RECEIVED QUALITY

1. REPORTING MONTH:

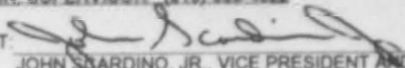
May-94

3. NAME, TITLE & TELEPHONE NUMBER OF CONTACT PERSON CONCERNING DATA
SUBMITTED ON THIS FORM: N. L. HOLDSTEIN, SUPERVISOR, (813) 866-4822

2. REPORTING COMPANY:

FLORIDA POWER CORPORATION

4. SIGNATURE OF OFFICIAL SUBMITTING REPORT:


JOHN SCARDINO, JR., VICE PRESIDENT AND CONTROLLER

5. DATE COMPLETED:

06/15/94

| LINE NO. (a) | PLANT NAME (b) | SUPPLIER NAME (c) | SHIPPING POINT (d) | PURCHASE TYPE (e) | DELIVERY LOCATION (f) | DELIVERY DATE (g) | TYPE OIL (h) | SULFUR CONTENT (%) (i) | BTU CONTENT (Btu/gal) (j) | VOLUME (Bbls) (k) | DELIVERED PRICE (\$/Bbl) (l) |
|-----------------|-----------------------|--------------------------|-----------------------|----------------------|--------------------------|----------------------|-----------------|---------------------------|------------------------------|----------------------|---------------------------------|
| 19 | SUWANNEE STEAM PLANT | AMERADA HESS CORPORATION | JACKSONVILLE, FL | MTC | FOB PLANT | 04/94 | F06 | 0.99 | 149,739 | 20,523 | \$16.9969 |
| 20 | SUWANNEE STEAM PLANT | COASTAL FUELS MARKETING | PORT MANATEE, FL | MTC | FOB PLANT | 04/94 | F06 | 0.99 | 150,103 | 11,542 | \$18.6736 |
| 21 | SUWANNEE STEAM PLANT | COASTAL FUELS MARKETING | PORT ST. MARKS, FL | MTC | FOB PLANT | 04/94 | F06 | 2.41 | 151,269 | 13,841 | \$15.8183 |
| 22 | SUWANNEE PEAKERS | NO DELIVERIES | | | | | | | | | |
| 23 | STEUART FUEL TERMINAL | NO DELIVERIES | | | | | | | | | |
| 24 | TURNER STEAM PLANT | NO DELIVERIES | | | | | | | | | |
| 25 | TURNER PEAKERS | NO DELIVERIES | | | | | | | | | |
| 26 | UNIVERSITY OF FLORIDA | NO DELIVERIES | | | | | | | | | |

MONTHLY REPORT OF COST AND QUALITY OF COAL FOR ELECTRIC PLANTS
ORIGIN, TONNAGE, DELIVERED PRICE AND AS RECEIVED QUALITY

1. Report for: Mo. April Yr. 1994

2. Reporting Company: Florida Power Corporation


3. Plant Name: Transfer Facility IMT

4. Name, Title and Telephone Number of Contact

Person Concerning Data Submitted on this Form

Delmar J. Clark Jr., Financial Analyst - Regulatory
(813) 824-6491

5. Signature of Official Submitting Report


Delmar J. Clark Jr., Financial Analyst - Regulatory

6. Date Completed: June 10, 1994

| Line No. | Supplier Name | Mine Location | Purchase Type | Transportation Mode | Tons | Effective Purchase Price (\$/Ton) | Total Transportation Cost (\$/Ton) | F.O.B. Plant Price (\$/Ton) | As Received Coal Quality | | | |
|----------|-----------------------|---------------|---------------|---------------------|--------|-----------------------------------|------------------------------------|-----------------------------|--------------------------|----------------------|-----------------|----------------------|
| | | | | | | | | | Percent Sulfur (%) | Btu Content (Btu/lb) | Percent Ash (%) | Percent Moisture (%) |
| (a) | (b) | (c) | (d) | (e) | (f) | (g) | (h) | (i) | (j) | (k) | (l) | (m) |
| 1. | A. T. Massey Coal Co. | 08, Wv. 005 | LTC | TR&B | 32,760 | | | \$43.28 | 0.71 | 12,559 | 9.19 | 6.51 |
| 2. | A. T. Massey Coal Co. | 08, Ky. 159 | LTC | TR&B | 21,296 | | | \$43.28 | 0.71 | 12,559 | 9.19 | 6.51 |
| 3. | A. T. Massey Coal Co. | 06, Wv. 011 | LTC | TR&B | 10,448 | | | \$43.28 | 0.71 | 12,559 | 9.19 | 6.51 |
| 4. | Golden Oak Mining | 08, Ky. 133 | LTC | B | 9,420 | | | \$44.31 | 0.69 | 12,821 | 7.48 | 6.54 |
| 5. | Pen Coal Co. | 08, Ky. 019 | LTC | B | 6,322 | | | \$43.45 | 0.93 | 12,638 | 10.42 | 5.05 |
| 6. | Diamond May Coal Co. | 06, Ky. 019 | LTC | B | 11,251 | | | \$48.60 | 0.66 | 12,364 | 9.48 | 7.02 |
| 7. | Kentucky May Coal Co. | 06, Ky. 019 | LTC | B | 37,646 | | | \$44.50 | 0.95 | 12,172 | 10.95 | 7.42 |

MONTHLY REPORT OF COST AND QUALITY OF COAL FOR ELECTRIC PLANTS
ORIGIN, TONNAGE, DELIVERED PRICE AND AS RECEIVED QUALITY

- 1. Report for: Mo. April Yr. 1994
- 2. Reporting Company: Florida Power Corporation
- 3. Plant Name: Crystal River 1 & 2

4. Name, Title and Telephone Number of Contact Person Concerning Data Submitted on this Form
Delmar J. Clark Jr., Financial Analyst - Regulatory
(813) 824-6491

5. Signature of Official Submitting Report


Delmar J. Clark Jr., Financial Analyst - Regulatory

6. Date Completed: June 10, 1994


| Line No. | Supplier Name | Mine Location | Purchase Type | Transportation Mode | Tons | Effective Purchase Price (\$/Ton) | Total Transportation Cost (\$/Ton) | F.O.B. Plant Price (\$/Ton) | As Received Coal Quality | | | |
|----------|--------------------------|---------------|---------------|---------------------|--------|-----------------------------------|------------------------------------|-----------------------------|--------------------------|----------------------|-----------------|----------------------|
| | | | | | | | | | Percent Sulfur (%) | Btu Content (Btu/lb) | Percent Ash (%) | Percent Moisture (%) |
| (a) | (b) | (c) | (d) | (e) | (f) | (g) | (h) | (i) | (j) | (k) | (l) | (m) |
| 1. | New Horizons Coal, Inc. | 08.Ky.095 | LTC | UR | 89,343 | | | \$44.35 | 1.04 | 12,411 | 9.98 | 6.67 |
| 2. | Consolidation Coal Sales | 08.Ky.119 | LTC | UR | 10,004 | | | \$40.26 | 1.08 | 12,465 | 7.82 | 7.47 |
| 3. | Consolidation Coal Sales | 08.Ky.025 | LTC | UR | 20,565 | | | \$40.26 | 1.08 | 12,465 | 7.82 | 7.47 |
| 4. | Cyprus/Amax Coal Sales | 08.Ky.119 | S | UR | 29,902 | | | \$39.11 | 1.11 | 12,189 | 11.26 | 6.25 |
| 5. | Transfer Facility | N/A | LTC | OB | 28,454 | | | \$51.58 | 0.94 | 12,246 | 10.10 | 6.96 |

MONTHLY REPORT OF COST AND QUALITY OF COAL FOR ELECTRIC PLANTS
ORIGIN, TONNAGE, DELIVERED PRICE AND AS RECEIVED QUALITY









- 1. Report for: Mo. April Yr. 1994
- 2. Reporting Company: Florida Power Corporation
- 3. Plant Name: Crystal River 4 & 5

4. Name, Title and Telephone Number of Contact Person Concerning Data Submitted on this Form
Delmar J. Clark Jr., Financial Analyst - Regulatory
(813) 824-6491

5. Signature of Official Submitting Report


Delmar J. Clark Jr., Financial Analyst - Regulatory

6. Date Completed: June 10, 1994

| Line No. | Supplier Name | Mine Location | Purchase Type | Transportation Mode | Tons | Effective Purchase Price (\$/Ton) | Total Transportation Cost (\$/Ton) | F.O.B. Plant Price (\$/Ton) | As Received Coal Quality | | | |
|----------|---------------------------|---------------|---------------|---------------------|---------|---|---|-----------------------------|--------------------------|----------------------|-----------------|----------------------|
| | | | | | | | | | Percent Sulfur (%) | Btu Content (Btu/lb) | Percent Ash (%) | Percent Moisture (%) |
| (a) | (b) | (c) | (d) | (e) | (f) | (g) | (h) | (i) | (j) | (k) | (l) | (m) |
| 1. | Powell Mtn. Joint Venture | 08,Va,105 | LTC | UR | 79,532 |  |  | \$53.78 | 0.73 | 12,368 | 9.39 | 7.43 |
| 2. | Golden Oak Mining Co. | 08,Ky,133 | LTC | UR | 60,400 |  |  | \$45.28 | 0.69 | 12,921 | 7.48 | 6.54 |
| 3. | Franklin Coal Sales | 08,Ky,195 | LTC | UR | 29,428 |  |  | \$42.70 | 0.66 | 12,723 | 9.44 | 7.13 |
| 4. | Transfer Facility | N/A | LTC | OB | 155,691 |  |  | \$51.17 | 0.69 | 12,635 | 8.72 | 6.81 |

MONTHLY REPORT OF COST AND QUALITY OF COAL FOR ELECTRIC PLANTS

ORIGIN, TONNAGE, DELIVERED PRICE AND AS RECEIVED QUALITY

1. Report for: Mo. April Yr. 1994

2. Reporting Company: Florida Power Corporation

3. Plant Name: Transfer Facility IMT

4. Name, Title and Telephone Number of Contact Person Concerning Data Submitted on this Form
 Delmar J. Clark Jr., Financial Analyst - Regulatory
 (813) 824-6491

5. Signature of Official Submitting Report

Delmar J. Clark Jr.
 Delmar J. Clark Jr., Financial Analyst - Regulatory

6. Date Completed: June 10, 1994

| Line No. | Supplier Name | Mine Location | Purchase Type | Tons | F.O.B. Mine Price (\$/Ton) | Short Haul & Loading Charges (\$/Ton) | Original Invoice Price (\$/Ton) | Retro-active Price Increases (\$/Ton) | Base Price (\$/Ton) | Quality Adjustments (\$/Ton) | Effective Purchase Price (\$/Ton) |
|----------|-----------------------|---------------|---------------|--------|----------------------------|---------------------------------------|---------------------------------|---------------------------------------|---------------------|------------------------------|-----------------------------------|
| (a) | (b) | (c) | (d) | (e) | (f) | (g) | (h) | (i) | (j) | (k) | (l) |
| 1. | A. T. Massey Coal Co. | 08, Wv, 005 | LTC | 32,760 | | \$0.00 | | \$0.00 | | \$0.00 | |
| 2. | A. T. Massey Coal Co. | 08, Ky, 159 | LTC | 21,296 | | \$0.00 | | \$0.00 | | \$0.00 | |
| 3. | A. T. Massey Coal Co. | 08, Wv, 011 | LTC | 10,448 | | \$0.00 | | \$0.00 | | \$0.00 | |
| 4. | Golden Clak Mining | 08, Ky, 153 | LTC | 9,420 | | \$0.00 | | \$0.00 | | \$0.00 | |
| 5. | Pen Coal Co. | 08, Ky, 019 | LTC | 6,322 | | \$0.00 | | \$0.00 | | \$0.00 | |
| 6. | Diamond May Coal Co. | 08, Ky, 019 | LTC | 11,251 | | \$0.00 | | \$0.00 | | \$0.00 | |
| 7. | Kentucky May Coal Co. | 08, Ky, 019 | LTC | 37,646 | | \$0.00 | | \$0.00 | | \$0.00 | |

MONTHLY REPORT OF COST AND QUALITY OF COAL FOR ELECTRIC PLANTS
ORIGIN, TONNAGE, DELIVERED PRICE AND AS RECEIVED QUALITY

1. Report for: Mo. April Yr. 1994

2. Reporting Company: Florida Power Corporation

3. Plant Name: Crystal River 1 & 2

4. Name, Title and Telephone Number of Contact
Person Concerning Data Submitted on this Form
Delmar J. Clark Jr., Financial Analyst - Regulatory
(813) 824-6491

5. Signature of Official Submitting Report


Delmar J. Clark Jr., Financial Analyst - Regulatory

6. Date Completed: June 10, 1994

| Line No. | Supplier Name | Mine Location | Purchase Type | Tons | F.O.B. Mine Price (\$/Ton) | Short Haul & Loading Charges (\$/Ton) | Original Invoice Price (\$/Ton) | Retro-active Price Increases (\$/Ton) | Base Price (\$/Ton) | Quality Adjustments (\$/Ton) | Effective Purchase Price (\$/Ton) |
|----------|--------------------------|---------------|---------------|--------|----------------------------|---------------------------------------|---------------------------------|---------------------------------------|---------------------|------------------------------|-----------------------------------|
| (a) | (b) | (c) | (d) | (e) | (f) | (g) | (h) | (i) | (j) | (k) | (l) |
| 1. | New Horizons Coal, Inc. | 08,Ky,095 | LTC | 89,343 | | \$0.00 | | \$0.00 | | | |
| 2. | Consolidation Coal Sales | 08,Ky,119 | LTC | 10,004 | | \$0.00 | | \$0.00 | | \$0.00 | |
| 3. | Consolidation Coal Sales | 08,Ky,025 | LTC | 20,565 | | \$0.00 | | \$0.00 | | \$0.00 | |
| 4. | Cyprus/Amax Coal Sales | 08,Ky,119 | S | 29,902 | | \$0.00 | | \$0.00 | | \$0.00 | |
| 5. | Transfer Facility | N/A | LTC | 28,454 | | \$0.00 | | N/A | | N/A | |

MONTHLY REPORT OF COST AND QUALITY OF COAL FOR ELECTRIC PLANTS
ORIGIN, TONNAGE, DELIVERED PRICE AND AS RECEIVED QUALITY


1. Report for: Mo. April Yr. 1994

2. Reporting Company: Florida Power Corporation

3. Plant Name: Crystal River 4 & 5

4. Name, Title and Telephone Number of Contact
Person Concerning Data Submitted on this Form
Delmar J. Clark Jr., Financial Analyst - Regulatory
(813) 824-6491

5. Signature of Official Submitting Report


Delmar J. Clark Jr., Financial Analyst - Regulatory

6. Date Completed: June 10, 1994

| Line No. | Supplier Name | Mine Location | Purchase Type | Tons | F.O.B. Mine Price (\$/Ton) | Short Haul & Loading Charges (\$/Ton) | Original Invoice Price (\$/Ton) | Retro-active Price Increases (\$/Ton) | Base Price (\$/Ton) | Quality Adjustments (\$/Ton) | Effective Purchase Price (\$/Ton) |
|----------|---------------------------|---------------|---------------|---------|----------------------------|---------------------------------------|---------------------------------|---------------------------------------|---------------------|------------------------------|-----------------------------------|
| (a) | (b) | (c) | (d) | (e) | (f) | (g) | (h) | (i) | (j) | (k) | (l) |
| 1. | Powell Mtn. Joint Venture | 08.Va,105 | LTC | 79,532 | | \$0.00 | | \$0.00 | | \$0.00 | |
| 2. | Golden Oak Mining Co. | 08.Ky,133 | LTC | 60,400 | | \$0.00 | | \$0.00 | | \$0.00 | |
| 3. | Franklin Coal Sales | 08,Ky,195 | LTC | 29,428 | | \$0.00 | | \$0.00 | | \$0.00 | |
| 4. | Transfer Facility | N/A | LTC | 155,691 | | \$0.00 | | N/A | | N/A | |

MONTHLY REPORT OF COST AND QUALITY OF COAL FOR ELECTRIC PLANTS
REPORT OF ADJUSTMENTS TO PREVIOUS COAL DELIVERIES

- 1. Report For: Mo. April Yr. 1994
- 2. Reporting Company: Florida Power Corporation
- 3. Plant Name: Transfer Facility IMT

4. Name, Title and Telephone Number of Contact
Person Concerning Data Submitted on this Form
Delmar J. Clark Jr., Financial Analyst - Regulatory
(813) 824-6491

5. Signature of Official Submitting Report


Delmar J. Clark Jr., Financial Analyst - Regulatory

6. Date Completed: June 10, 1994


| Line No. | Month Reported | Form Plant Name | Intended Generating Plant | Supplier | Original Line Number | Old Volume (tons) | Form No. | Column Title | Old Value | New Value | New F.O.B. Plant Price | Reason for Revision |
|----------|----------------|-----------------|---------------------------|-----------------------|----------------------|-------------------|----------|------------------------|-----------|-----------|------------------------|------------------------------|
| (a) | (b) | (c) | (d) | (e) | (f) | (g) | (h) | (i) | (j) | (k) | (l) | (m) |
| 1. | 03/94 | CR 4&5 | CR 4&5 | Diamond May Coal Co. | 6 | 8,244 | 2A | (k) Quality Adjustment | | | \$47.37 | Quality Adjustment |
| 2. | 01/94 | CR 4&5 | CR 4&5 | A. T. Massey Coal Co. | 1 | 13,684 | 2 | (f) Tons | 13,684 | 13,762 | \$42.97 | Revised Tonnage (see line 3) |
| 3. | 01/94 | CR 4&5 | CR 4&5 | A. T. Massey Coal Co. | 1 | 13,762 | 2A | (k) Quality Adjustment | | | \$42.97 | Quality Adjustment |
| 4. | 02/94 | CR 4&5 | CR 4&5 | A. T. Massey Coal Co. | 1 | 28,463 | 2A | (k) Quality Adjustment | | | \$43.17 | Quality Adjustment |
| 5. | 02/94 | CR 4&5 | CR 4&5 | A. T. Massey Coal Co. | 2 | 19,760 | 2A | (k) Quality Adjustment | | | \$43.17 | Quality Adjustment |
| 6. | 02/94 | CR 4&5 | CR 4&5 | A. T. Massey Coal Co. | 3 | 42,174 | 2A | (k) Quality Adjustment | | | \$43.17 | Quality Adjustment |
| 7. | 01/94 | CR 1&2 | CR 1&2 | Pen Coal Co. | 3 | 1,664 | 2A | (k) Quality Adjustment | | | \$44.28 | Quality Adjustment |
| 8. | 03/94 | CR 1&2 | CR 1&2 | Pen Coal Co. | 5 | 8,330 | 2 | (f) Tons | 8,330 | 8,363 | \$44.45 | Revised Tonnage (see line 9) |
| 9. | 03/94 | CR 1&2 | CR 1&2 | Pen Coal Co. | 5 | 8,363 | 2A | (k) Quality Adjustment | | | \$44.45 | Quality Adjustment |

MONTHLY REPORT OF COST AND QUALITY OF COAL FOR ELECTRIC PLANTS
 REPORT OF ADJUSTMENTS TO PREVIOUS COAL DELIVERIES

- 1. Report For: Mo. April Yr. 1994
- 2. Reporting Company: Florida Power Corporation
- 3. Plant Name: Transfer Facility TTI Systems, Inc.

4. Name, Title and Telephone Number of Contact Person Concerning Data Submitted on this Form
 Delmar J. Clark Jr., Financial Analyst - Regulatory
 (813) 824-6491

5. Signature of Official Submitting Report


 Delmar J. Clark Jr., Financial Analyst - Regulatory

6. Date Completed: June 10, 1994

| Line No. | Month Reported | Form Plant Name | Intended Generating Plant | Supplier | Original Line Number | Old Volume (tons) | Form No. | Column Title | Old Value | New Value | New F.O.B. Plant Price | Reason for Revision |
|----------|----------------|-----------------|---------------------------|----------|----------------------|-------------------|----------|--------------|-----------|-----------|------------------------|---------------------|
| (a) | (b) | (c) | (d) | (e) | (f) | (g) | (h) | (i) | (j) | (k) | (l) | (m) |

== NONE ==

MONTHLY REPORT OF COST AND QUALITY OF COAL FOR ELECTRIC PLANTS
ORIGIN, TONNAGE, DELIVERED PRICE AND AS RECEIVED QUALITY

- 1. Report For: Mo. April Yr. 1994
- 2. Reporting Company: Florida Power Corporation
- 3. Plant Name: Crystal River 1 & 2

4. Name, Title and Telephone Number of Contact Person Concerning Data Submitted on this Form
Delmar J. Clark Jr., Financial Analyst - Regulatory
(813) 824-6491

5. Signature of Official Submitting Report


Delmar J. Clark Jr., Financial Analyst - Regulatory

6. Date Completed: June 10, 1994

| Line No. | Supplier Name | Mine Location | Shipping Point | Transportation Mode | Tons | Effective Purchase Price (\$/Ton) | Additional | | | | River Barge Rate (\$/Ton) | Trans-loading Rate (\$/Ton) | Ocean Barge Rate (\$/Ton) | Other Water Charges (\$/Ton) | Other Related Charges (\$/Ton) | Transportation Charges (\$/Ton) | F.O.B. Plant Price (\$/Ton) |
|----------|--------------------------|---------------|----------------------------|---------------------|--------|-----------------------------------|--------------------------------------|--------------------|-----------------------------|-----|---------------------------|-----------------------------|---------------------------|------------------------------|--------------------------------|---------------------------------|-----------------------------|
| | | | | | | | Shorthaul & Loading Charges (\$/Ton) | Rail Rate (\$/Ton) | Other Rail Charges (\$/Ton) | | | | | | | | |
| (a) | (b) | (c) | (d) | (e) | (f) | (g) | (h) | (i) | (j) | (k) | (l) | (m) | (n) | (o) | (p) | (q) | |
| 1. | New Horizons Coal, Inc. | 08,Ky,095 | Harlan, Ky | UR | 89,343 | █ | \$0.00 | █ | █ | N/A | N/A | N/A | \$0.00 | \$0.00 | █ | \$44.35 | |
| 2. | Consolidation Coal Sales | 08,Ky,119 | Knott, Ky | UR | 10,004 | █ | \$0.00 | █ | █ | N/A | N/A | N/A | \$0.00 | \$0.00 | █ | \$40.26 | |
| 3. | Consolidation Coal Sales | 08,Ky,025 | Breathitt, Ky | UR | 20,565 | █ | \$0.00 | █ | █ | N/A | N/A | N/A | \$0.00 | \$0.00 | █ | \$40.26 | |
| 4. | Cyprus/Amaz Coal Sales | 08,Ky,119 | Knott, Ky | UR | 29,902 | █ | \$0.00 | █ | █ | N/A | N/A | N/A | \$0.00 | \$0.00 | █ | \$39.11 | |
| 5. | Transfer Facility | N/A | Plaquemines Parrish, La | OB | 28,454 | █ | \$0.00 | N/A | N/A | N/A | N/A | █ | \$0.00 | \$0.00 | █ | \$51.58 | |

MONTHLY REPORT OF COST AND QUALITY OF COAL FOR ELECTRIC PLANTS
ORIGIN, TONNAGE, DELIVERED PRICE AND AS RECEIVED QUALITY

1. Report For: Mo. April Yr. 1994

2. Reporting Company: Florida Power Corporation

3. Plant Name: Crystal River 4 & 5

4. Name, Title and Telephone Number of Contact
Person Concerning Data Submitted on this Form
Delmar J. Clark Jr., Financial Analyst - Regulatory
(813) 824-6491

5. Signature of Official Submitting Report


Delmar J. Clark Jr., Financial Analyst - Regulatory

6. Date Completed: June 10, 1994


| Line No. | Supplier Name | Mine Location | Shipping Point | Transportation Mode | Tons | Effective Purchase Price (\$/Ton) | Additional Shorthaul & Loading Charges (\$/Ton) | Rail | Other Rail | River Barge | Trans-loading | Ocean Barge | Other Water | Other Related | Transportation | F.O.B. Plant |
|----------|---------------------------|---------------|----------------------------|---------------------|---------|-----------------------------------|---|---------------|------------------|---------------|---------------|---------------|---------------|------------------|------------------|------------------|
| | | | | | | | | Rate (\$/Ton) | Charges (\$/Ton) | Rate (\$/Ton) | Rate (\$/Ton) | Rate (\$/Ton) | Rate (\$/Ton) | Charges (\$/Ton) | Charges (\$/Ton) | Charges (\$/Ton) |
| (a) | (b) | (c) | (d) | (e) | (f) | (g) | (h) | (i) | (j) | (k) | (l) | (m) | (n) | (o) | (p) | (q) |
| 1. | Powell Mtn. Joint Venture | 08,Va,105 | Lee, Va | UR | 79,532 | | \$0.00 | | | N/A | N/A | N/A | \$0.00 | \$0.00 | | \$53.78 |
| 2. | Golden Oak Mining Co. | 08,Ky,133 | Letcher, Ky | UR | 60,400 | | \$0.00 | | | N/A | N/A | N/A | \$0.00 | \$0.00 | | \$45.26 |
| 3. | Franklin Coal Sales | 08,Ky,195 | Pike, Ky | UR | 29,428 | | \$0.00 | | | N/A | N/A | N/A | \$0.00 | \$0.00 | | \$42.70 |
| 4. | Transfer Facility | N/A | Plaquemines Parrish, La | OB | 155,691 | | \$0.00 | N/A | N/A | N/A | N/A | | \$0.00 | \$0.00 | | \$51.17 |

MONTHLY REPORT OF COST AND QUALITY OF COAL FOR ELECTRIC PLANTS
REPORT OF ADJUSTMENTS TO PREVIOUS COAL DELIVERIES

- 1. Report For: Mo. April Yr. 1994
- 2. Reporting Company: Florida Power Corporation
- 3. Plant Name: Crystal River 1 & 2

4. Name, Title and Telephone Number of Contact Person Concerning Data Submitted on this Form
Delmar J. Clark Jr., Financial Analyst - Regulatory
(813) 824-6491

5. Signature of Official Submitting Report


Delmar J. Clark Jr., Financial Analyst - Regulatory

6. Date Completed: June 10, 1994

| Line No. | Month Reported | Form Plant Name | Intended Generating Plant | Supplier | Original Line Number | Old Volume (tons) | Form No. | Column Title | Old Value | New Value | New F.O.B. Plant Price | Reason for Revision |
|----------|----------------|-----------------|---------------------------|-----------------------|----------------------|-------------------|----------|------------------------|-----------|-----------|------------------------|---------------------|
| (a) | (b) | (c) | (d) | (e) | (f) | (g) | (h) | (i) | (j) | (k) | (l) | (m) |
| 1. | 10/93 | CR 1&2 | CR 1&2 | Kentucky May Coal Co. | 3 | 9,450 | 2A | (k) Quality Adjustment | | | \$43.02 | Quality Adjustment |
| 2. | 11/93 | CR 1&2 | CR 1&2 | Kentucky May Coal Co. | 3 | 8,961 | 2A | (k) Quality Adjustment | | | \$42.77 | Quality Adjustment |
| 3. | 01/94 | CR 1&2 | CR 1&2 | Kentucky May Coal Co. | 3 | 9,118 | 2A | (k) Quality Adjustment | | | \$42.36 | Quality Adjustment |

MONTHLY REPORT OF COST AND QUALITY OF COAL FOR ELECTRIC PLANTS
 REPORT OF ADJUSTMENTS TO PREVIOUS COAL DELIVERIES

- 1. Report For: Mo. April Yr. 1994
- 2. Reporting Company: Florida Power Corporation
- 3. Plant Name: Crystal River 4 & 5

4. Name, Title and Telephone Number of Contact Person Concerning Data Submitted on this Form
 Delmar J. Clark Jr., Financial Analyst - Regulatory
 (813) 824-6491

5. Signature of Official Submitting Report


 Delmar J. Clark Jr., Financial Analyst - Regulatory

6. Date Completed: June 10, 1994

| Line No. | Month Reported | Form Plant Name | Intended Generating Plant | Supplier | Original Line Number | Old Volume (tons) | Form No. | Column Title | Old Value | New Value | New F.O.B. Plant Price | Reason for Revision |
|----------|----------------|-----------------|---------------------------|---------------------|----------------------|-------------------|----------|------------------------|-----------|-----------|------------------------|------------------------------|
| (a) | (b) | (c) | (d) | (e) | (f) | (g) | (h) | (i) | (j) | (k) | (l) | (m) |
| 1. | 01/94 | CR 4&5 | CR 4&5 | Franklin Coal Sales | 3 | 37,706 | 2A | (k) Quality Adjustment | | | \$43.43 | Quality Adjustment |
| 2. | 02/94 | CR 4&5 | CR 4&5 | Franklin Coal Sales | 4 | 9,816 | 2A | (k) Quality Adjustment | | | \$42.89 | Quality Adjustment |
| 3. | 02/94 | CR 4&5 | CR 4&5 | Franklin Coal Sales | 5 | 10,007 | 2A | (k) Quality Adjustment | | | \$42.89 | Quality Adjustment |
| 4. | 03/94 | CR 4&5 | CR 4&5 | Franklin Coal Sales | 3 | 38,481 | 2 | (f) Tons | 38,481 | 38,477 | \$42.38 | Revised Tonnage (see line 5) |
| 5. | 03/94 | CR 4&5 | CR 4&5 | Franklin Coal Sales | 3 | 38,477 | 2A | (k) Quality Adjustment | | | \$42.38 | Quality Adjustment |