

SCANNED

ATTACHMENT C

Florida Power Corporation
Docket No. 940001-EI

Request for Specified Confidential Treatment

990001
→

DECLASSIFIED

423 Forms for June, 1994

CONFIDENTIAL COPY

(confidential information denoted with shading)

DOCUMENT NUMBER-DATE
08838 AUG 26 1994
FPSC-RECORDS/REPORTING

MONTHLY REPORT OF COST AND QUALITY OF COAL FOR ELECTRIC PLANTS
ORIGIN, TONNAGE, DELIVERED PRICE AND AS RECEIVED QUALITY

- 1. Report for: Mo. June Yr. 1994
- 2. Reporting Company: Florida Power Corporation
- 3. Plant Name: Transfer Facility IMT

4. Name, Title and Telephone Number of Contact Person Concerning Data Submitted on this Form
Delmar J. Clark Jr., Financial Analyst – Regulatory
(813) 824-6491

**SPECIFIED
CONFIDENTIAL**

5. Signature of Official Submitting Report

Delmar J. Clark Jr.
Delmar J. Clark Jr., Financial Analyst – Regulatory

6. Date Completed: August 15, 1994

Line No.	Supplier Name	Mine Location	Purchase Type	Transportation Mode	Tons	Effective Purchase Price (\$/Ton)	Total Transportation Cost (\$/Ton)	F.O.B. Plant Price (\$/Ton)	As Received Coal Quality			
									Percent Sulfur (%)	Btu Content (Btu/lb)	Percent Ash (%)	Percent Moisture (%)
(a)	(b)	(c)	(d)	(e)	(f)	(g)	(h)	(i)	(j)	(k)	(l)	(m)
1.	A. T. Massey Coal Co.	08, Wv, 005	LTC	TR&B	29,502	\$27.36	\$15.90	\$43.26	0.69	12,581	9.57	6.03
2.	A. T. Massey Coal Co.	08, Ky, 159	LTC	TR&B	21,672	\$27.36	\$15.90	\$43.26	0.69	12,581	9.57	6.03
3.	A. T. Massey Coal Co.	08, Wv, 011	LTC	TR&B	30,727	\$27.36	\$15.90	\$43.26	0.69	12,581	9.57	6.03
4.	Pen Coal Co.	08, Ky, 019	LTC	B	9,214	\$27.55	\$15.90	\$43.45	1.05	12,412	11.16	5.92
5.	Pen Coal Co.	08, Wv, 039	LTC	B	9,210	\$26.40	\$15.90	\$42.30	1.05	12,412	11.16	5.92
6.	Pen Coal Co.	08, Ky, 019	LTC	B	17,119	\$27.55	\$15.90	\$43.45	1.05	12,412	11.16	5.92
7.	Diamond May Coal Co.	08, Ky, 019	LTC	B	10,994	\$31.57	\$15.90	\$47.47	0.69	12,359	9.90	6.77
8.	Kentucky May Coal Co.	08, Ky, 019	LTC	B	71,698	\$29.17	\$15.90	\$45.07	0.98	12,239	9.86	7.24
9.	Cincinnati Bulk Terminal	08, Wv, 039	S	B	3,271	\$27.31	\$15.90	\$43.21	0.72	12,833	9.73	3.95


MONTHLY REPORT OF COST AND QUALITY OF COAL FOR ELECTRIC PLANTS
ORIGIN, TONNAGE, DELIVERED PRICE AND AS RECEIVED QUALITY

- 1. Report for: Mo. June Yr. 1994
- 2. Reporting Company: Florida Power Corporation
- 3. Plant Name: Crystal River 1 & 2

**SPECIFIED
CONFIDENTIAL**

4. Name, Title and Telephone Number of Contact
Person Concerning Data Submitted on this Form
Delmar J. Clark Jr., Financial Analyst – Regulatory
(813) 824-6491

5. Signature of Official Submitting Report


Delmar J. Clark Jr., Financial Analyst – Regulatory

6. Date Completed: August 15, 1994

Line No.	Supplier Name	Mine Location	Purchase Type	Transportation Mode	Tons	Effective Purchase Price (\$/Ton)	Total Transportation Cost (\$/Ton)	F.O.B. Plant Price (\$/Ton)	As Received Coal Quality			
									Percent Sulfur (%)	Btu Content (Btu/lb)	Percent Ash (%)	Percent Moisture (%)
(a)	(b)	(c)	(d)	(e)	(f)	(g)	(h)	(i)	(j)	(k)	(l)	(m)
1.	New Horizons Coal, Inc.	08,Ky,095	LTC	UR	79,345	\$28.72	\$15.70	\$44.42	1.10	12,434	9.84	6.60
2.	Consolidation Coal Sales	08,Ky,119	LTC	UR	9,889	\$24.29	\$15.90	\$40.19	0.94	12,243	8.82	7.60
3.	Consolidation Coal Sales	08,Ky,025	LTC	UR	19,922	\$24.29	\$15.90	\$40.19	0.94	12,243	8.82	7.60
4.	Woodruff Coal Company	08,Ky,095	S	UR	9,692	\$25.63	\$15.80	\$41.43	0.89	12,620	7.36	7.64
5.	Transfer Facility	N/A	LTC	OB	42,117	\$41.45	\$7.60	\$49.05	1.03	12,273	10.83	6.63


MONTHLY REPORT OF COST AND QUALITY OF COAL FOR ELECTRIC PLANTS
ORIGIN, TONNAGE, DELIVERED PRICE AND AS RECEIVED QUALITY

- 1. Report for: Mo. June Yr. 1994
- 2. Reporting Company: Florida Power Corporation
- 3. Plant Name: Crystal River 4 & 5

**SPECIFIED
CONFIDENTIAL**

4. Name, Title and Telephone Number of Contact Person Concerning Data Submitted on this Form
Delmar J. Clark Jr., Financial Analyst – Regulatory
(813) 824-6491

5. Signature of Official Submitting Report


Delmar J. Clark Jr., Financial Analyst – Regulatory

6. Date Completed: August 15, 1994

Line No.	Supplier Name	Mine Location	Purchase Type	Transportation Mode	Tons	Effective Purchase Price (\$/Ton)	Total Transportation Cost (\$/Ton)	F.O.B. Plant Price (\$/Ton)	As Received Coal Quality			
									Percent Sulfur (%)	Btu Content (Btu/lb)	Percent Ash (%)	Percent Moisture (%)
(a)	(b)	(c)	(d)	(e)	(f)	(g)	(h)	(i)	(j)	(k)	(l)	(m)
1.	Powell Mtn. Joint Venture	08,Va,105	LTC	UR	77,744	\$38.00	\$15.78	\$53.78	0.71	12,307	9.76	7.59
2.	Golden Oak Mining Co.	08,Ky,133	LTC	UR	69,741	\$28.41	\$16.85	\$45.26	0.68	13,034	7.05	6.31
3.	Franklin Coal Sales	08,Ky,195	S	UR	19,501	\$26.00	\$15.88	\$41.88	0.63	12,830	9.10	6.36
4.	Franklin Coal Sales	08,Ky,195	LTC	UR	19,572	\$26.82	\$15.88	\$42.70	0.63	12,824	9.18	6.45
5.	Diamond May Coal Co.	08,Ky,119	S	UR	9,979	\$26.50	\$16.85	\$43.35	0.64	12,482	9.31	7.11
6.	Transfer Facility	N/A	LTC	OB	84,179	\$44.24	\$7.60	\$51.84	0.68	12,277	9.11	6.29

MONTHLY REPORT OF COST AND QUALITY OF COAL FOR ELECTRIC PLANTS

ORIGIN, TONNAGE, DELIVERED PRICE AND AS RECEIVED QUALITY

1. Report for: Mo. June Yr. 1994

2. Reporting Company: Florida Power Corporation

3. Plant Name: Transfer Facility IMT

4. Name, Title and Telephone Number of Contact Person Concerning Data Submitted on this Form
 Delmar J. Clark Jr., Financial Analyst – Regulatory
 (813) 824-6491

**SPECIFIED
 CONFIDENTIAL**

5. Signature of Official Submitting Report

Delmar J. Clark Jr.
 Delmar J. Clark Jr., Financial Analyst – Regulatory

6. Date Completed: August 15, 1994

Line No.	Supplier Name	Mine Location	Purchase Type	Tons	F.O.B. Mine Price (\$/Ton)	Short Haul & Loading Charges (\$/Ton)	Original Invoice Price (\$/Ton)	Retro-active Price Increases (\$/Ton)	Base Price (\$/Ton)	Quality Adjustments (\$/Ton)	Effective Purchase Price (\$/Ton)
(a)	(b)	(c)	(d)	(e)	(f)	(g)	(h)	(i)	(j)	(k)	(l)
1.	A. T. Massey Coal Co.	08, Wv, 005	LTC	29,502	\$27.36	\$0.00	\$27.36	\$0.00	\$27.36	\$0.00	\$27.36
2.	A. T. Massey Coal Co.	08, Ky, 159	LTC	21,672	\$27.36	\$0.00	\$27.36	\$0.00	\$27.36	\$0.00	\$27.36
3.	A. T. Massey Coal Co.	08, Wv, 011	LTC	30,727	\$27.36	\$0.00	\$27.36	\$0.00	\$27.36	\$0.00	\$27.36
4.	Pen Coal Co.	08, Ky, 019	LTC	9,214	\$27.55	\$0.00	\$27.55	\$0.00	\$27.55	\$0.00	\$27.55
5.	Pen Coal Co.	08, Wv, 039	LTC	9,210	\$26.40	\$0.00	\$26.40	\$0.00	\$26.40	\$0.00	\$26.40
6.	Pen Coal Co.	08, Ky, 019	LTC	17,119	\$27.55	\$0.00	\$27.55	\$0.00	\$27.55	\$0.00	\$27.55
7.	Diamond May Coal Co.	08, Ky, 019	LTC	10,994	\$32.70	\$0.00	\$32.70	\$0.00	\$32.70	(\$1.13)	\$31.57
8.	Kentucky May Coal Co.	08, Ky, 019	LTC	71,698	\$28.60	\$0.00	\$28.60	\$0.00	\$28.60	\$0.57	\$29.17
9.	Cincinnati Bulk Terminal	08, Wv, 039	S	3,271	\$27.31	\$0.00	\$27.31	\$0.00	\$27.31	\$0.00	\$27.31

MONTHLY REPORT OF COST AND QUALITY OF COAL FOR ELECTRIC PLANTS
ORIGIN, TONNAGE, DELIVERED PRICE AND AS RECEIVED QUALITY

- 1. Report for: Mo. June Yr. 1994
- 2. Reporting Company: Florida Power Corporation
- 3. Plant Name: Crystal River 1 & 2

**SPECIFIED
CONFIDENTIAL**

4. Name, Title and Telephone Number of Contact Person Concerning Data Submitted on this Form
Delmar J. Clark Jr., Financial Analyst – Regulatory
(813) 824-6491

5. Signature of Official Submitting Report

Delmar J. Clark Jr.
Delmar J. Clark Jr., Financial Analyst – Regulatory

6. Date Completed: August 15, 1994

Line No.	Supplier Name	Mine Location	Purchase Type	Tons	F.O.B. Mine Price (\$/Ton)	Short Haul & Loading Charges (\$/Ton)	Original Invoice Price (\$/Ton)	Retro-active Price Increases (\$/Ton)	Base Price (\$/Ton)	Quality Adjustments (\$/Ton)	Effective Purchase Price (\$/Ton)
(a)	(b)	(c)	(d)	(e)	(f)	(g)	(h)	(i)	(j)	(k)	(l)
1.	New Horizons Coal, Inc.	08,Ky,095	LTC	79,345	\$28.13	\$0.00	\$28.13	\$0.00	\$28.13	\$0.59	\$28.72
2.	Consolidation Coal Sales	08,Ky,119	LTC	9,889	\$24.29	\$0.00	\$24.29	\$0.00	\$24.29	\$0.00	\$24.29
3.	Consolidation Coal Sales	08,Ky,025	LTC	19,922	\$24.29	\$0.00	\$24.29	\$0.00	\$24.29	\$0.00	\$24.29
4.	Woodruff Coal Company	08,Ky,095	S	9,692	\$26.00	\$0.00	\$26.00	\$0.00	\$26.00	(\$0.37)	\$25.63
5.	Transfer Facility	N/A	LTC	42,117	\$41.45	\$0.00	\$41.45	N/A	\$41.45	N/A	\$41.45


MONTHLY REPORT OF COST AND QUALITY OF COAL FOR ELECTRIC PLANTS
ORIGIN, TONNAGE, DELIVERED PRICE AND AS RECEIVED QUALITY

**SPECIFIED
CONFIDENTIAL**

- 1. Report for: Mo. June Yr. 1994
- 2. Reporting Company: Florida Power Corporation
- 3. Plant Name: Crystal River 4 & 5

4. Name, Title and Telephone Number of Contact
Person Concerning Data Submitted on this Form
Delmar J. Clark Jr., Financial Analyst – Regulatory
(813) 824-6491

5. Signature of Official Submitting Report


Delmar J. Clark Jr., Financial Analyst – Regulatory

6. Date Completed: August 15, 1994

Line No.	Supplier Name	Mine Location	Purchase Type	Tons	F.O.B. Mine Price (\$/Ton)	Short Haul & Loading Charges (\$/Ton)	Original Invoice Price (\$/Ton)	Retro-active Price Increases (\$/Ton)	Base Price (\$/Ton)	Quality Adjustments (\$/Ton)	Effective Purchase Price (\$/Ton)
(a)	(b)	(c)	(d)	(e)	(f)	(g)	(h)	(i)	(j)	(k)	(l)
1.	Powell Mtn. Joint Venture	08,Va,105	LTC	77,744	\$38.00	\$0.00	\$38.00	\$0.00	\$38.00	\$0.00	\$38.00
2.	Golden Oak Mining Co.	08,Ky,133	LTC	69,741	\$28.41	\$0.00	\$28.41	\$0.00	\$28.41	\$0.00	\$28.41
3.	Franklin Coal Sales	08,Ky,195	S	19,501	\$26.00	\$0.00	\$26.00	\$0.00	\$26.00	\$0.00	\$26.00
4.	Franklin Coal Sales	08,Ky,195	LTC	19,572	\$26.82	\$0.00	\$26.82	\$0.00	\$26.82	\$0.00	\$26.82
5.	Diamond May Coal Co.	08,Ky,119	S	9,979	\$26.50	\$0.00	\$26.50	\$0.00	\$26.50	\$0.00	\$26.50
6.	Transfer Facility	N/A	LTC	84,179	\$44.24	\$0.00	\$44.24	N/A	\$44.24	N/A	\$44.24

MONTHLY REPORT OF COST AND QUALITY OF COAL FOR ELECTRIC PLANTS

ORIGIN, TONNAGE, DELIVERED PRICE AND AS RECEIVED QUALITY

1. Report For: Mo. June Yr. 1994

2. Reporting Company: Florida Power Corporation

3. Plant Name: Transfer Facility IMT

4. Name, Title and Telephone Number of Contact

Person Concerning Data Submitted on this Form

Delmar J. Clark Jr., Financial Analyst - Regulatory

(813) 824-6491

5. Signature of Official Submitting Report

Delmar J. Clark Jr., Financial Analyst - Regulatory

6. Date Completed: August 15, 1994

**SPECIFIED
CONFIDENTIAL**

Line No.	Supplier Name	Mine Location	Shipping Point	Transportation Mode	Tons	Effective Purchase Price (\$/Ton)	Additional Shorthaul & Loading Charges (\$/Ton)	Rail Rate (\$/Ton)	Other Rail Charges (\$/Ton)	River Barge Rate (\$/Ton)	Trans-loading Rate (\$/Ton)	Ocean Barge Rate (\$/Ton)	Other Water Charges (\$/Ton)	Other Related Charges (\$/Ton)	Transportation Charges (\$/Ton)	F.O.B. Plant Price (\$/Ton)	
																	(a)
1.	A. T. Massey Coal Co.	08, Wv, 005	Boone, Wv	TR&B	29,502	\$27.36	N/A	N/A	N/A	N/A	N/A	N/A	N/A	N/A	N/A	\$15.90	\$43.26
2.	A. T. Massey Coal Co.	08, Ky, 159	Martin, Ky	TR&B	21,672	\$27.36	N/A	N/A	N/A	N/A	N/A	N/A	N/A	N/A	N/A	\$15.90	\$43.26
3.	A. T. Massey Coal Co.	08, Wv, 011	Cabell, Wv	TR&B	30,727	\$27.36	N/A	N/A	N/A	N/A	N/A	N/A	N/A	N/A	N/A	\$15.90	\$43.26
4.	Pen Coal Co.	08, Ky, 019	Boyd, Ky	B	9,214	\$27.55	N/A	N/A	N/A	N/A	N/A	N/A	N/A	N/A	N/A	\$15.90	\$43.45
5.	Pen Coal Co.	08, Wv, 039	Kanawha, Wv	B	9,210	\$26.40	N/A	N/A	N/A	N/A	N/A	N/A	N/A	N/A	N/A	\$15.90	\$42.30
6.	Pen Coal Co.	08, Ky, 019	Boyd, Ky	B	17,119	\$27.55	N/A	N/A	N/A	N/A	N/A	N/A	N/A	N/A	N/A	\$15.90	\$43.45
7.	Diamond May Coal Co.	08, Ky, 019	Boyd, Ky	B	10,994	\$31.57	N/A	N/A	N/A	N/A	N/A	N/A	N/A	N/A	N/A	\$15.90	\$47.47
8.	Kentucky May Coal Co.	08, Ky, 019	Boyd, Ky	B	71,698	\$29.17	N/A	N/A	N/A	N/A	N/A	N/A	N/A	N/A	N/A	\$15.90	\$45.07
9.	Cincinnati Bulk Terminal	08, Wv, 039	Kanawha, Wv	B	3,271	\$27.31	N/A	N/A	N/A	N/A	N/A	N/A	N/A	N/A	N/A	\$15.90	\$43.21

MONTHLY REPORT OF COST AND QUALITY OF COAL FOR ELECTRIC PLANTS
ORIGIN, TONNAGE, DELIVERED PRICE AND AS RECEIVED QUALITY

**SPECIFIED
CONFIDENTIAL**

1. Report For: Mo. June Yr. 1994

2. Reporting Company: Florida Power Corporation

3. Plant Name: Crystal River 1 & 2

4. Name, Title and Telephone Number of Contact

Person Concerning Data Submitted on this Form

Delmar J. Clark Jr., Financial Analyst – Regulatory

(813) 824-6491

5. Signature of Official Submitting Report

Delmar J. Clark Jr., Financial Analyst – Regulatory

6. Date Completed: August 15, 1994

Line No.	Supplier Name	Mine Location	Shipping Point	Transportation Mode	Tons	Effective Purchase Price (\$/Ton)	Additional Shorthaul & Loading Charges (\$/Ton)	Rail Rate (\$/Ton)	Other Rail Charges (\$/Ton)	River Barge Rate (\$/Ton)	Trans-loading Rate (\$/Ton)	Ocean Barge Rate (\$/Ton)	Other Water Charges (\$/Ton)	Other Related Charges (\$/Ton)	Transportation Charges (\$/Ton)	F.O.B. Plant Price (\$/Ton)
1.	New Horizons Coal, Inc.	08,Ky,095	Harlan, Ky	UR	79,345	\$28.72	\$0.00	\$14.88	\$0.82	N/A	N/A	N/A	\$0.00	\$0.00	\$15.70	\$44.42
2.	Consolidation Coal Sales	08,Ky,119	Knott, Ky	UR	9,889	\$24.29	\$0.00	\$15.08	\$0.82	N/A	N/A	N/A	\$0.00	\$0.00	\$15.90	\$40.19
3.	Consolidation Coal Sales	08,Ky,025	Breathitt, Ky	UR	19,922	\$24.29	\$0.00	\$15.08	\$0.82	N/A	N/A	N/A	\$0.00	\$0.00	\$15.90	\$40.19
4.	Woodruff Coal Company	08,Ky,095	Harlan, Ky	UR	9,692	\$25.63	\$0.00	\$14.98	\$0.82	N/A	N/A	N/A	\$0.00	\$0.00	\$15.80	\$41.43
5.	Transfer Facility	N/A	Plaquemines Parrish, La	OB	42,117	\$41.45	\$0.00	N/A	N/A	N/A	N/A	\$7.60	\$0.00	\$0.00	\$7.60	\$49.05

MONTHLY REPORT OF COST AND QUALITY OF COAL FOR ELECTRIC PLANTS
ORIGIN, TONNAGE, DELIVERED PRICE AND AS RECEIVED QUALITY

**SPECIFIED
CONFIDENTIAL**

1. Report For: Mo. June Yr. 1994

2. Reporting Company: Florida Power Corporation

3. Plant Name: Crystal River 4 & 5

4. Name, Title and Telephone Number of Contact

Person Concerning Data Submitted on this Form

Delmar J. Clark Jr., Financial Analyst - Regulatory

(813) 824-6491

5. Signature of Official Submitting Report

Delmar J. Clark Jr., Financial Analyst - Regulatory

6. Date Completed: August 15, 1994

Line No.	Supplier Name	Mine Location	Shipping Point	Transportation Mode	Tons	Effective Purchase Price (\$/Ton)	Additional Shorthaul & Loading Charges (\$/Ton)	Rail Rate (\$/Ton)	Other Rail Charges (\$/Ton)	River Barge Rate (\$/Ton)	Trans-loading Rate (\$/Ton)	Ocean Barge Rate (\$/Ton)	Other Water Charges (\$/Ton)	Other Related Charges (\$/Ton)	Transportation Charges (\$/Ton)	F.O.B. Plant Price (\$/Ton)
1.	Powell Mtn. Joint Venture	08,Va,105	Lee, Va	UR	77,744	\$38.00	\$0.00	\$14.98	\$0.80	N/A	N/A	N/A	\$0.00	\$0.00	\$15.78	\$53.78
2.	Golden Oak Mining Co.	08,Ky,133	Letcher, Ky	UR	69,741	\$28.41	\$0.00	\$16.05	\$0.80	N/A	N/A	N/A	\$0.00	\$0.00	\$16.85	\$45.26
3.	Franklin Coal Sales	08,Ky,195	Pike, Ky	UR	19,501	\$26.00	\$0.00	\$15.08	\$0.80	N/A	N/A	N/A	\$0.00	\$0.00	\$15.88	\$41.88
4.	Franklin Coal Sales	08,Ky,195	Pike, Ky	UR	19,572	\$26.82	\$0.00	\$15.08	\$0.80	N/A	N/A	N/A	\$0.00	\$0.00	\$15.88	\$42.70
5.	Diamond May Coal Co.	08,Ky,119	Knott, Ky	UR	9,979	\$26.50	\$0.00	\$16.05	\$0.80	N/A	N/A	N/A	\$0.00	\$0.00	\$16.85	\$43.35
6.	Transfer Facility	N/A	Plaquemines Parrish, La	OB	84,179	\$44.24	\$0.00	N/A	N/A	N/A	N/A	\$7.60	\$0.00	\$0.00	\$7.60	\$51.84

MONTHLY REPORT OF COST AND QUALITY OF COAL FOR ELECTRIC PLANTS
 REPORT OF ADJUSTMENTS TO PREVIOUS COAL DELIVERIES

- 1. Report For: Mo. June Yr. 1994
- 2. Reporting Company: Florida Power Corporation
- 3. Plant Name: Transfer Facility IMT

**SPECIFIED
 CONFIDENTIAL**

4. Name, Title and Telephone Number of Contact Person Concerning Data Submitted on this Form
 Delmar J. Clark Jr., Financial Analyst – Regulatory
 (813) 824-6491

5. Signature of Official Submitting Report


 Delmar J. Clark Jr., Financial Analyst – Regulatory

6. Date Completed: August 15, 1994

Line No.	Month Reported	Form Plant Name	Intended Generating Plant	Supplier	Original Line Number	Old Volume (tons)	Form No.	Column Title	Old Value	New Value	New F.O.B. Plant Price	Reason for Revision
(a)	(b)	(c)	(d)	(e)	(f)	(g)	(h)	(i)	(j)	(k)	(l)	(m)
1.	05/94	CR 1&2	CR 1&2	Pen Coal Co.	5	7,744	2A	(f) FOB Mine Price	\$27.57	\$26.40	\$42.30	Revised FOB Mine Price
2.	05/94	CR 4&5	CR 4&5	A. T. Massey Coal Co.	1	35,678	2A	(k) Quality Adjustment	\$0.00	\$0.27	\$43.53	Quality Adjustment
3.	05/94	CR 4&5	CR 4&5	A. T. Massey Coal Co.	2	28,106	2A	(k) Quality Adjustment	\$0.00	\$0.27	\$43.53	Quality Adjustment
4.	05/94	CR 4&5	CR 4&5	A. T. Massey Coal Co.	3	33,181	2A	(k) Quality Adjustment	\$0.00	\$0.27	\$43.53	Quality Adjustment

MONTHLY REPORT OF COST AND QUALITY OF COAL FOR ELECTRIC PLANTS
 REPORT OF ADJUSTMENTS TO PREVIOUS COAL DELIVERIES

- 1. Report For: Mo. June Yr. 1994
- 2. Reporting Company: Florida Power Corporation
- 3. Plant Name: Transfer Facility TTI Systems, Inc.

4. Name, Title and Telephone Number of Contact
 Person Concerning Data Submitted on this Form
 Delmar J. Clark Jr., Financial Analyst - Regulatory
 (813) 824-6491

5. Signature of Official Submitting Report


 Delmar J. Clark Jr., Financial Analyst - Regulatory

6. Date Completed: August 15, 1994

Line No.	Month Reported	Form Plant Name	Intended Generating Plant	Supplier	Original Line Number	Old Volume (tons)	Form No.	Column Title	Old Value	New Value	New F.O.B. Plant Price	Reason for Revision
(a)	(b)	(c)	(d)	(e)	(f)	(g)	(h)	(i)	(j)	(k)	(l)	(m)

== NONE ==

MONTHLY REPORT OF COST AND QUALITY OF COAL FOR ELECTRIC PLANTS
REPORT OF ADJUSTMENTS TO PREVIOUS COAL DELIVERIES

- 1. Report For: Mo. June Yr. 1994
- 2. Reporting Company: Florida Power Corporation
- 3. Plant Name: Crystal River 1 & 2

SPECIFIED
CONFIDENTIAL

4. Name, Title and Telephone Number of Contact
Person Concerning Data Submitted on this Form
Delmar J. Clark Jr., Financial Analyst – Regulatory
(813) 824-6491

5. Signature of Official Submitting Report


Delmar J. Clark Jr., Financial Analyst – Regulatory

6. Date Completed: August 15, 1994

Line No.	Month Reported	Form Plant Name	Intended Generating Plant	Supplier	Original Line Number	Old Volume (tons)	Form No.	Column Title	Old Value	New Value	New F.O.B. Plant Price	Reason for Revision
(a)	(b)	(c)	(d)	(e)	(f)	(g)	(h)	(i)	(j)	(k)	(l)	(m)
1.	03/94	CR 1&2	CR 1&2	Consolidation Coal Sales	2	40,056	2A	(k) Quality Adjustment	\$0.00	\$1.23	\$41.52	Quality Adjustment
2.	04/94	CR 1&2	CR 1&2	Consolidation Coal Sales	2	10,004	2A	(k) Quality Adjustment	\$0.00	\$1.24	\$41.50	Quality Adjustment
3.	04/94	CR 1&2	CR 1&2	Consolidation Coal Sales	3	20,565	2A	(k) Quality Adjustment	\$0.00	\$0.80	\$41.06	Quality Adjustment
4.	05/94	CR 1&2	CR 1&2	Consolidation Coal Sales	2	18,835	2A	(k) Quality Adjustment	\$0.00	\$1.33	\$41.55	Quality Adjustment
5.	05/94	CR 1&2	CR 1&2	Consolidation Coal Sales	3	39,525	2A	(k) Quality Adjustment	\$0.00	\$0.39	\$40.61	Quality Adjustment

MONTHLY REPORT OF COST AND QUALITY OF COAL FOR ELECTRIC PLANTS
 REPORT OF ADJUSTMENTS TO PREVIOUS COAL DELIVERIES

- 1. Report For: Mo. June Yr. 1994
- 2. Reporting Company: Florida Power Corporation
- 3. Plant Name: Crystal River 4 & 5

**SPECIFIED
 CONFIDENTIAL**

4. Name, Title and Telephone Number of Contact Person Concerning Data Submitted on this Form
 Delmar J. Clark Jr., Financial Analyst – Regulatory
 (813) 824-6491

5. Signature of Official Submitting Report


 Delmar J. Clark Jr., Financial Analyst – Regulatory

6. Date Completed: August 15, 1994

Line No.	Month Reported	Form Plant Name	Intended Generating Plant	Supplier	Original Line Number	Old Volume (tons)	Form No.	Column Title	Old Value	New Value	New F.O.B. Plant Price	Reason for Revision
(a)	(b)	(c)	(d)	(e)	(f)	(g)	(h)	(i)	(j)	(k)	(l)	(m)
1.	05/94	CR 4&5	CR 4&5	Golden Oak Mining	2	79,011	2A	(k) Quality Adjustment	\$0.00	(\$0.19)	\$45.05	Quality Adjustment