

DECLASSIFIED

MONTHLY REPORT OF COST AND QUALITY OF COAL FOR ELECTRIC PLANTS
ORIGIN, TONNAGE, DELIVERED PRICE AND AS RECEIVED QUALITY

- 1. Report for: Mo. August Yr. 1994
- 2. Reporting Company: Florida Power Corporation
- 3. Plant Name: Crystal River 1 & 2

SPECIFIED
CONFIDENTIAL

4. Name, Title and Telephone Number of Contact
Person Concerning Data Submitted on this Form
Delmar J. Clark Jr., Financial Analyst - Regulatory
(813) 824-6491

5. Signature of Official Submitting Report

Delmar J. Clark Jr.
Delmar J. Clark Jr., Financial Analyst - Regulatory

6. Date Completed: October 14, 1994

Line No.	Supplier Name	Mine Location	Purchase Type	Transportation Mode	Tons	Effective Purchase Price (\$/Ton)	Transportation Cost (\$/Ton)	F.O.B. Plant Price (\$/Ton)	As Received Coal Quality			
									Percent Sulfur (%)	Btu Content (Btu/lb)	Percent Ash (%)	Percent Moisture (%)
(a)	(b)	(c)	(d)	(e)	(f)	(g)	(h)	(i)	(j)	(k)	(l)	(m)
1.	New Horizons Coal, Inc.	08,Ky,095	LTC	UR	89,177	\$28.13	\$15.76	\$43.89	1.09	12,472	9.59	6.59
2.	Consolidation Coal Sales	08,Ky,119	LTC	UR	19,129	\$24.02	\$15.96	\$39.98	0.91	12,369	8.44	7.14
3.	Consolidation Coal Sales	08,Ky,025	LTC	UR	9,867	\$24.02	\$15.96	\$39.98	0.91	12,369	8.44	7.14
4.	Arch Coal Sales Co., Inc.	08,Ky,095	S	UR	29,365	\$27.00	\$15.86	\$42.86	0.95	13,226	5.81	6.67
5.	Kentucky May Coal Company	08,Ky,133	S	UR	9,018	\$25.75	\$16.94	\$42.69	0.92	12,522	9.45	6.19
6.	Sun Coal Company	08,Ky,193	S	UR	19,896	\$24.75	\$16.94	\$41.69	1.10	12,990	8.03	5.33
7.	Cumberland River Energies, Inc.	08,Ky,095	S	UR	9,617	\$26.52	\$15.86	\$42.38	1.06	12,875	7.89	6.00
8.	Transfer Facility	N/A	LTC	OB	42,763	\$46.61	\$7.60	\$54.21	1.04	12,362	10.45	6.34

990001
DOCUMENT NUMBER-DATE
11220 NOV-7
FPSC-RECORDS/REPORTING

MONTHLY REPORT OF COST AND QUALITY OF COAL FOR ELECTRIC PLANTS
ORIGIN, TONNAGE, DELIVERED PRICE AND AS RECEIVED QUALITY

- 1. Report for: Mo. August Yr. 1994
- 2. Reporting Company: Florida Power Corporation
- 3. Plant Name: Crystal River 4 & 5

**SPECIFIED
CONFIDENTIAL**

4. Name, Title and Telephone Number of Contact
Person Concerning Data Submitted on this Form
Delmar J. Clark Jr., Financial Analyst - Regulatory
(813) 824-6491

5. Signature of Official Submitting Report


Delmar J. Clark Jr., Financial Analyst - Regulatory

6. Date Completed: October 14, 1994

Line No.	Supplier Name	Mine Location	Purchase Type	Transportation Mode	Tons	Effective Purchase Price (\$/Ton)	Total Transportation Cost (\$/Ton)	F.O.B. Plant Price (\$/Ton)	As Received Coal Quality			
									Percent Sulfur (%)	Btu Content (Btu/lb)	Percent Ash (%)	Percent Moisture (%)
(a)	(b)	(c)	(d)	(e)	(f)	(g)	(h)	(i)	(j)	(k)	(l)	(m)
1.	Powell Mtn. Joint Venture	08,Va,105	LTC	UR	58,988	\$38.00	\$15.86	\$53.86	0.70	12,309	9.60	7.70
2.	Golden Oak Mining Co.	08,Ky,133	LTC	UR	59,613	\$28.41	\$16.94	\$45.35	0.67	12,965	7.12	6.62
3.	Franklin Coal Sales	08,Ky,195	LTC	UR	9,576	\$26.92	\$15.96	\$42.88	0.68	12,988	8.59	6.11
4.	Consol, Inc.	08,Wv,045	S	UR	18,945	\$25.63	\$17.23	\$42.86	0.64	12,422	10.13	6.86
5.	Transfer Facility	N/A	LTC	OB	84,682	\$44.74	\$7.60	\$52.34	0.68	12,489	9.53	6.40


MONTHLY REPORT OF COST AND QUALITY OF COAL FOR ELECTRIC PLANTS
ORIGIN, TONNAGE, DELIVERED PRICE AND AS RECEIVED QUALITY

- 1. Report for: Mo. August Yr. 1994
- 2. Reporting Company: Florida Power Corporation
- 3. Plant Name: Transfer Facility IMT

**SPECIFIED
CONFIDENTIAL**

4. Name, Title and Telephone Number of Contact
Person Concerning Data Submitted on this Form
Delmar J. Clark Jr., Financial Analyst - Regulatory
(813) 824-6491

5. Signature of Official Submitting Report


Delmar J. Clark Jr., Financial Analyst - Regulatory

6. Date Completed: October 14, 1994

Line No.	Supplier Name	Mine Location	Purchase Type	Transpor- tation Mode	Tons	Effective Purchase Price (\$/Ton)	Total Transpor- tation Cost (\$/Ton)	F.O.B. Plant Price (\$/Ton)	As Received Coal Quality			
									Percent Sulfur (%)	Btu Content (Btu/lb)	Percent Ash (%)	Percent Moisture (%)
(a)	(b)	(c)	(d)	(e)	(f)	(g)	(h)	(i)	(j)	(k)	(l)	(m)
1.	A. T. Massey Coal Co.	08, Wv, 005	LTC	TR&B	35,035	\$27.45	\$15.90	\$43.35	0.71	12,511	9.77	6.12
2.	A. T. Massey Coal Co.	08, Ky, 159	LTC	TR&B	2,591	\$27.45	\$15.90	\$43.35	0.71	12,511	9.77	6.12
3.	A. T. Massey Coal Co.	08, Wv, 099	LTC	TR&B	20,228	\$27.45	\$15.90	\$43.35	0.71	12,511	9.77	6.12
4.	Pen Coal Co.	08, Ky, 019	LTC	B	11,587	\$27.71	\$15.90	\$43.61	0.95	12,557	10.10	5.85
5.	Diamond May Coal Co.	08, Ky, 019	LTC	B	22,004	\$33.18	\$15.90	\$49.08	0.68	12,451	9.77	6.38
6.	Kentucky May Coal Co.	08, Ky, 019	LTC	B	21,478	\$28.60	\$15.90	\$44.50	1.12	12,197	9.88	7.37

MONTHLY REPORT OF COST AND QUALITY OF COAL FOR ELECTRIC PLANTS
ORIGIN, TONNAGE, DELIVERED PRICE AND AS RECEIVED QUALITY

- 1. Report for: Mo. August Yr. 1994
- 2. Reporting Company: Florida Power Corporation
- 3. Plant Name: Crystal River 1 & 2

**SPECIFIED
CONFIDENTIAL**

4. Name, Title and Telephone Number of Contact
Person Concerning Data Submitted on this Form
Delmar J. Clark Jr., Financial Analyst - Regulatory
(813) 824-6491

5. Signature of Official Submitting Report


Delmar J. Clark Jr., Financial Analyst - Regulatory

6. Date Completed: October 14, 1994

Line No.	Supplier Name	Mine Location	Purchase Type	Tons	F.O.B. Mine Price (\$/Ton)	Short Haul & Loading Charges (\$/Ton)	Original Invoice Price (\$/Ton)	Retro-active Price Increases (\$/Ton)	Base Price (\$/Ton)	Quality Adjustments (\$/Ton)	Effective Purchase Price (\$/Ton)
(a)	(b)	(c)	(d)	(e)	(f)	(g)	(h)	(i)	(j)	(k)	(l)
1.	New Horizons Coal, Inc.	08,Ky,095	LTC	89,177	\$28.13	\$0.00	\$28.13	\$0.00	\$28.13	\$0.00	\$28.13
2.	Consolidation Coal Sales	08,Ky,119	LTC	19,129	\$24.02	\$0.00	\$24.02	\$0.00	\$24.02	\$0.00	\$24.02
3.	Consolidation Coal Sales	08,Ky,025	LTC	9,867	\$24.02	\$0.00	\$24.02	\$0.00	\$24.02	\$0.00	\$24.02
4.	Arch Coal Sales Co., Inc.	08,Ky,095	S	29,365	\$27.00	\$0.00	\$27.00	\$0.00	\$27.00	\$0.00	\$27.00
5.	Kentucky May Coal Company	08,Ky,133	S	9,018	\$25.75	\$0.00	\$25.75	\$0.00	\$25.75	\$0.00	\$25.75
6.	Sun Coal Company	08,Ky,193	S	19,896	\$24.75	\$0.00	\$24.75	\$0.00	\$24.75	\$0.00	\$24.75
7.	Cumberland River Energies, Inc.	08,Ky,095	S	9,617	\$25.75	\$0.00	\$25.75	\$0.00	\$25.75	\$0.77	\$26.52
8.	Transfer Facility	N/A	LTC	42,763	\$46.61	\$0.00	\$46.61	N/A	\$46.61	N/A	\$46.61


MONTHLY REPORT OF COST AND QUALITY OF COAL FOR ELECTRIC PLANTS
ORIGIN, TONNAGE, DELIVERED PRICE AND AS RECEIVED QUALITY

- 1. Report for: Mo. August Yr. 1994
- 2. Reporting Company: Florida Power Corporation
- 3. Plant Name: Crystal River 4 & 5

**SPECIFIED
CONFIDENTIAL**

4. Name, Title and Telephone Number of Contact
Person Concerning Data Submitted on this Form
Delmar J. Clark Jr., Financial Analyst – Regulatory
(813) 824-6491

5. Signature of Official Submitting Report


Delmar J. Clark Jr., Financial Analyst – Regulatory

6. Date Completed: October 14, 1994

Line No.	Supplier Name	Mine Location	Purchase Type	Tons	F.O.B. Mine Price (\$/Ton)	Short Haul & Loading Charges (\$/Ton)	Original Invoice Price (\$/Ton)	Retro-active Price Increases (\$/Ton)	Base Price (\$/Ton)	Quality Adjustments (\$/Ton)	Effective Purchase Price (\$/Ton)
(a)	(b)	(c)	(d)	(e)	(f)	(g)	(h)	(i)	(j)	(k)	(l)
1.	Powell Mtn. Joint Venture	08,Va,105	LTC	58,988	\$38.00	\$0.00	\$38.00	\$0.00	\$38.00	\$0.00	\$38.00
2.	Golden Oak Mining Co.	08,Ky,133	LTC	59,613	\$28.41	\$0.00	\$28.41	\$0.00	\$28.41	\$0.00	\$28.41
3.	Franklin Coal Sales	08,Ky,195	LTC	9,576	\$26.92	\$0.00	\$26.92	\$0.00	\$26.92	\$0.00	\$26.92
4.	Consol, Inc.	08,Wv,045	S	18,945	\$25.63	\$0.00	\$25.63	\$0.00	\$25.63	\$0.00	\$25.63
5.	Transfer Facility	N/A	LTC	84,682	\$44.74	\$0.00	\$44.74	N/A	\$44.74	N/A	\$44.74

MONTHLY REPORT OF COST AND QUALITY OF COAL FOR ELECTRIC PLANTS

ORIGIN, TONNAGE, DELIVERED PRICE AND AS RECEIVED QUALITY

- 1. Report for: Mo. August Yr. 1994
- 2. Reporting Company: Florida Power Corporation
- 3. Plant Name: Transfer Facility IMT

**SPECIFIED
CONFIDENTIAL**

4. Name, Title and Telephone Number of Contact Person Concerning Data Submitted on this Form
 Delmar J. Clark Jr., Financial Analyst – Regulatory
 (813) 824-6491

5. Signature of Official Submitting Report

Delmar J. Clark Jr.
 Delmar J. Clark Jr., Financial Analyst – Regulatory

6. Date Completed: October 14, 1994

Line No.	Supplier Name	Mine Location	Purchase Type	Tons	F.O.B. Mine Price (\$/Ton)	Short Haul & Loading Charges (\$/Ton)	Original Invoice Price (\$/Ton)	Retro-active Price Increases (\$/Ton)	Base Price (\$/Ton)	Quality Adjustments (\$/Ton)	Effective Purchase Price (\$/Ton)
(a)	(b)	(c)	(d)	(e)	(f)	(g)	(h)	(i)	(j)	(k)	(l)
1.	A. T. Massey Coal Co.	08, Wv, 005	LTC	35,035	\$27.45	\$0.00	\$27.45	\$0.00	\$27.45	\$0.00	\$27.45
2.	A. T. Massey Coal Co.	08, Ky, 159	LTC	2,591	\$27.45	\$0.00	\$27.45	\$0.00	\$27.45	\$0.00	\$27.45
3.	A. T. Massey Coal Co.	08, Wv, 099	LTC	20,228	\$27.45	\$0.00	\$27.45	\$0.00	\$27.45	\$0.00	\$27.45
4.	Pen Coal Co.	08, Ky, 019	LTC	11,587	\$27.71	\$0.00	\$27.71	\$0.00	\$27.71	\$0.00	\$27.71
5.	Diamond May Coal Co.	08, Ky, 019	LTC	22,004	\$33.18	\$0.00	\$33.18	\$0.00	\$33.18	\$0.00	\$33.18
6.	Kentucky May Coal Co.	08, Ky, 019	LTC	21,478	\$28.60	\$0.00	\$28.60	\$0.00	\$28.60	\$0.00	\$28.60

MONTHLY REPORT OF COST AND QUALITY OF COAL FOR ELECTRIC PLANTS
ORIGIN, TONNAGE, DELIVERED PRICE AND AS RECEIVED QUALITY

1. Report For: Mo. August Yr. 1994

2. Reporting Company: Florida Power Corporation

3. Plant Name: Crystal River 1 & 2

**SPECIFIED
CONFIDENTIAL**

4. Name, Title and Telephone Number of Contact
Person Concerning Data Submitted on this Form
Delmar J. Clark Jr., Financial Analyst - Regulatory
(813) 824-6491

5. Signature of Official Submitting Report


Delmar J. Clark Jr., Financial Analyst - Regulatory

6. Date Completed: October 14, 1994

Line No.	Supplier Name	Mine Location	Shipping Point	Transportation Mode	Tons	Effective Purchase Price (\$/Ton)	Additional Shorthaul & Loading Charges (\$/Ton)	Rail Rate (\$/Ton)	Other Rail Charges (\$/Ton)	River Barge Rate (\$/Ton)	Trans-loading Rate (\$/Ton)	Ocean Barge Rate (\$/Ton)	Other Water Charges (\$/Ton)	Other Related Charges (\$/Ton)	Transportation Charges (\$/Ton)	F.O.B. Plant Price (\$/Ton)
(a)	(b)	(c)	(d)	(e)	(f)	(g)	(h)	(i)	(j)	(k)	(l)	(m)	(n)	(o)	(p)	(q)
1.	New Horizons Coal, Inc.	08,Ky,095	Harlan, Ky	UR	89,177	\$28.13	\$0.00	\$14.97	\$0.79	N/A	N/A	N/A	\$0.00	\$0.00	\$15.76	\$43.89
2.	Consolidation Coal Sales	08,Ky,119	Knott, Ky	UR	19,129	\$24.02	\$0.00	\$15.17	\$0.79	N/A	N/A	N/A	\$0.00	\$0.00	\$15.96	\$39.98
3.	Consolidation Coal Sales	08,Ky,025	Breathitt, Ky	UR	9,867	\$24.02	\$0.00	\$15.17	\$0.79	N/A	N/A	N/A	\$0.00	\$0.00	\$15.96	\$39.98
4.	Arch Coal Sales Co., Inc.	08,Ky,095	Harlan, Ky	UR	29,365	\$27.00	\$0.00	\$15.07	\$0.79	N/A	N/A	N/A	\$0.00	\$0.00	\$15.86	\$42.86
5.	Kentucky May Coal Company	08,Ky,133	Letcher, Ky	UR	9,018	\$25.75	\$0.00	\$16.15	\$0.79	N/A	N/A	N/A	\$0.00	\$0.00	\$16.94	\$42.69
6.	Sun Coal Company	08,Ky,193	Perry, Ky	UR	19,896	\$24.75	\$0.00	\$16.15	\$0.79	N/A	N/A	N/A	\$0.00	\$0.00	\$16.94	\$41.69
7.	Cumberland River Energies, Inc.	08,Ky,095	Harlan, Ky	UR	9,617	\$26.52	\$0.00	\$15.07	\$0.79	N/A	N/A	N/A	\$0.00	\$0.00	\$15.86	\$42.38
8.	Transfer Facility	N/A	Plaquemines Parrish, La	OB	42,763	\$46.61	\$0.00	N/A	N/A	N/A	N/A	\$7.60	\$0.00	\$0.00	\$7.60	\$54.21


MONTHLY REPORT OF COST AND QUALITY OF COAL FOR ELECTRIC PLANTS
ORIGIN, TONNAGE, DELIVERED PRICE AND AS RECEIVED QUALITY

**SPECIFIED
CONFIDENTIAL**

1. Report For: Mo. August Yr. 1994
2. Reporting Company: Florida Power Corporation
3. Plant Name: Crystal River 4 & 5

4. Name, Title and Telephone Number of Contact
Person Concerning Data Submitted on this Form
Delmar J. Clark Jr., Financial Analyst - Regulatory
(813) 824-6491

5. Signature of Official Submitting Report


Delmar J. Clark Jr., Financial Analyst - Regulatory

6. Date Completed: October 14, 1994

Line No.	Supplier Name	Mine Location	Shipping Point	Transportation Mode	Tons	Effective Purchase Price (\$/Ton)	Additional Shorthaul & Loading Charges (\$/Ton)	Rail Rate (\$/Ton)	Other Rail Charges (\$/Ton)	River Barge Rate (\$/Ton)	Trans-loading Rate (\$/Ton)	Ocean Barge Rate (\$/Ton)	Other Water Charges (\$/Ton)	Other Related Charges (\$/Ton)	Transportation Charges (\$/Ton)	F.O.B. Plant Price (\$/Ton)
(a)	(b)	(c)	(d)	(e)	(f)	(g)	(h)	(i)	(j)	(k)	(l)	(m)	(n)	(o)	(p)	(q)
1.	Powell Mtn. Joint Venture	08,Va,105	Lee, Va	UR	58,988	\$38.00	\$0.00	\$15.07	\$0.79	N/A	N/A	N/A	\$0.00	\$0.00	\$15.86	\$53.86
2.	Golden Oak Mining Co.	08,Ky,133	Letcher, Ky	UR	59,613	\$28.41	\$0.00	\$16.15	\$0.79	N/A	N/A	N/A	\$0.00	\$0.00	\$16.94	\$45.35
3.	Franklin Coal Sales	08,Ky,195	Pike, Ky	UR	9,576	\$26.92	\$0.00	\$15.17	\$0.79	N/A	N/A	N/A	\$0.00	\$0.00	\$15.96	\$42.88
4.	Consol, Inc.	08,Wv,045	Logan, Wv	UR	18,945	\$25.63	\$0.00	\$16.44	\$0.79	N/A	N/A	N/A	\$0.00	\$0.00	\$17.23	\$42.86
5.	Transfer Facility	N/A	Plaquemines Parrish, La	OB	84,682	\$44.74	\$0.00	N/A	N/A	N/A	N/A	\$7.60	\$0.00	\$0.00	\$7.60	\$52.34

MONTHLY REPORT OF COST AND QUALITY OF COAL FOR ELECTRIC PLANTS

ORIGIN, TONNAGE, DELIVERED PRICE AND AS RECEIVED QUALITY

1. Report For: Mo. August Yr. 1994


2. Reporting Company: Florida Power Corporation

3. Plant Name: Transfer Facility IMT

**SPECIFIED
CONFIDENTIAL**

4. Name, Title and Telephone Number of Contact
Person Concerning Data Submitted on this Form
Delmar J. Clark Jr., Financial Analyst - Regulatory
(813) 824-6491

5. Signature of Official Submitting Report


Delmar J. Clark Jr., Financial Analyst - Regulatory

6. Date Completed: October 14, 1994

Line No.	Supplier Name	Mine Location	Shipping Point	Transportation Mode	Tons	Effective Purchase Price (\$/Ton)	Additional Shorthaul & Loading Charges (\$/Ton)	Rail Rate (\$/Ton)	Other Rail Charges (\$/Ton)	River Barge Rate (\$/Ton)	Trans-loading Rate (\$/Ton)	Ocean Barge Rate (\$/Ton)	Other Water Charges (\$/Ton)	Other Related Charges (\$/Ton)	Transportation Charges (\$/Ton)	F.O.B.
																Plant Price (\$/Ton)
(a)	(b)	(c)	(d)	(e)	(f)	(g)	(h)	(i)	(j)	(k)	(l)	(m)	(n)	(o)	(p)	(q)
1.	A. T. Massey Coal Co.	08, Wv, 005	Boone, Wv	TR&B	35,035	\$27.45	N/A	N/A	N/A	N/A	N/A	N/A	N/A	N/A	\$15.90	\$43.35
2.	A. T. Massey Coal Co.	08, Ky, 159	Martin, Ky	TR&B	2,591	\$27.45	N/A	N/A	N/A	N/A	N/A	N/A	N/A	N/A	\$15.90	\$43.35
3.	A. T. Massey Coal Co.	08, Wv, 099	Wayne, Wv	TR&B	20,228	\$27.45	N/A	N/A	N/A	N/A	N/A	N/A	N/A	N/A	\$15.90	\$43.35
4.	Pen Coal Co.	08, Ky, 019	Boyd, Ky	B	11,587	\$27.71	N/A	N/A	N/A	N/A	N/A	N/A	N/A	N/A	\$15.90	\$43.61
5.	Diamond May Coal Co.	08, Ky, 019	Boyd, Ky	B	22,004	\$33.18	N/A	N/A	N/A	N/A	N/A	N/A	N/A	N/A	\$15.90	\$49.08
6.	Kentucky May Coal Co.	08, Ky, 019	Boyd, Ky	B	21,478	\$28.60	N/A	N/A	N/A	N/A	N/A	N/A	N/A	N/A	\$15.90	\$44.50


MONTHLY REPORT OF COST AND QUALITY OF COAL FOR ELECTRIC PLANTS
 REPORT OF ADJUSTMENTS TO PREVIOUS COAL DELIVERIES

**SPECIFIED
 CONFIDENTIAL**

- 1. Report For: Mo. August Yr. 1994
- 2. Reporting Company: Florida Power Corporation
- 3. Plant Name: Crystal River 1 & 2

4. Name, Title and Telephone Number of Contact Person Concerning Data Submitted on this Form
 Delmar J. Clark Jr., Financial Analyst – Regulatory
 (813) 824-6491

5. Signature of Official Submitting Report


 Delmar J. Clark Jr., Financial Analyst – Regulatory

6. Date Completed: October 14, 1994

Line No.	Month Reported	Form Plant Name	Intended Generating Plant	Supplier	Original Line Number	Old Volume (tons)	Form No.	Column Title	Old Value	New Value	New F.O.B. Plant Price	Reason for Revision
(a)	(b)	(c)	(d)	(e)	(f)	(g)	(h)	(i)	(j)	(k)	(l)	(m)
1.	06/94	CR 1&2	CR 1&2	Consolidation Coal Sales	2	9,889	2A	(k) Quality Adjustment	\$0.00	\$0.49	\$40.68	Quality Adjustment
2.	06/94	CR 1&2	CR 1&2	Consolidation Coal Sales	3	19,922	2A	(k) Quality Adjustment	\$0.00	\$0.49	\$40.68	Quality Adjustment
3.	07/94	CR 1&2	CR 1&2	Coastal Coal Sales	4	9,187	2A	(k) Quality Adjustment	\$0.00	(\$0.25)	\$41.42	Quality Adjustment
4.	07/94	CR 1&2	CR 1&2	Sun Coal Company	6	29,686	2A	(k) Quality Adjustment	\$0.00	\$0.68	\$42.17	Quality Adjustment
5.	07/94	CR 1&2	CR 1&2	Kentucky May Coal	5	8,953	2A	(k) Quality Adjustment	\$0.00	\$0.18	\$40.94	Quality Adjustment

MONTHLY REPORT OF COST AND QUALITY OF COAL FOR ELECTRIC PLANTS
 REPORT OF ADJUSTMENTS TO PREVIOUS COAL DELIVERIES

**SPECIFIED
 CONFIDENTIAL**

- 1. Report For: Mo. August Yr. 1994
- 2. Reporting Company: Florida Power Corporation
- 3. Plant Name: Crystal River 4 & 5

4. Name, Title and Telephone Number of Contact Person Concerning Data Submitted on this Form
 Delmar J. Clark Jr., Financial Analyst – Regulatory
 (813) 824-6491

5. Signature of Official Submitting Report


 Delmar J. Clark Jr., Financial Analyst – Regulatory

6. Date Completed: October 14, 1994


Line No.	Month Reported	Form Plant Name	Intended Generating Plant	Supplier	Original Line Number	Old Volume (tons)	Form No.	Column Title	Old Value	New Value	New F.O.B. Plant Price	Reason for Revision
(a)	(b)	(c)	(d)	(e)	(f)	(g)	(h)	(i)	(j)	(k)	(l)	(m)
1.	06/94	CR 4&5	CR 4&5	Diamond May Coal Co.	5	9,979	2A	(k) Quality Adjustment	\$0.00	(\$0.04)	\$43.31	Quality Adjustment
2.	07/94	CR 4&5	CR 4&5	Diamond May Coal Co.	5	9,742	2A	(k) Quality Adjustment	\$0.00	\$0.12	\$43.62	Quality Adjustment
3.	07/94	CR 4&5	CR 4&5	Woodruff Coal Company	6	9,601	2A	(k) Quality Adjustment	\$0.00	\$0.01	\$42.36	Quality Adjustment

**MONTHLY REPORT OF COST AND QUALITY OF COAL FOR ELECTRIC PLANTS
REPORT OF ADJUSTMENTS TO PREVIOUS COAL DELIVERIES**

- 1. Report For: Mo. August Yr. 1994
- 2. Reporting Company: Florida Power Corporation
- 3. Plant Name: Transfer Facility TTI Systems, Inc.

4. Name, Title and Telephone Number of Contact Person Concerning Data Submitted on this Form
Delmar J. Clark Jr., Financial Analyst - Regulatory
(813) 824-6491

5. Signature of Official Submitting Report


Delmar J. Clark Jr., Financial Analyst - Regulatory

6. Date Completed: October 14, 1994

Line No.	Month Reported	Form Plant Name	Intended Generating Plant	Supplier	Original Line Number	Old Volume (tons)	Form No.	Column Title	Old Value	New Value	New F.O.B. Plant Price	Reason for Revision
(a)	(b)	(c)	(d)	(e)	(f)	(g)	(h)	(i)	(j)	(k)	(l)	(m)

== NONE ==


MONTHLY REPORT OF COST AND QUALITY OF COAL FOR ELECTRIC PLANTS
REPORT OF ADJUSTMENTS TO PREVIOUS COAL DELIVERIES

- 1. Report For: Mo. August Yr. 1994
- 2. Reporting Company: Florida Power Corporation
- 3. Plant Name: Transfer Facility IMT

**SPECIFIED
CONFIDENTIAL**

- 4. Name, Title and Telephone Number of Contact Person Concerning Data Submitted on this Form
Delmar J. Clark Jr., Financial Analyst – Regulatory
(813) 824-6491

- 5. Signature of Official Submitting Report


Delmar J. Clark Jr., Financial Analyst – Regulatory

- 6. Date Completed: October 14, 1994

Line No.	Month Reported	Form Plant Name	Intended Generating Plant	Supplier	Original Line Number	Old Volume (tons)	Form No.	Column Title	Old Value	New Value	New F.O.B. Plant Price	Reason for Revision
(a)	(b)	(c)	(d)	(e)	(f)	(g)	(h)	(i)	(j)	(k)	(l)	(m)
1.	05/94	CR 1&2	CR 1&2	Pen Coal Co.	4	11,060	2A	(k) Quality Adjustment	\$0.00	\$1.33	\$44.78	Quality Adjustment
2.	05/94	CR 1&2	CR 1&2	Pen Coal Co.	5	7,744	2A	(k) Quality Adjustment	\$0.00	\$1.73	\$44.03	Quality Adjustment
3.	06/94	CR 1&2	CR 1&2	Pen Coal Co.	4	9,214	2A	(k) Quality Adjustment	\$0.00	\$0.71	\$44.16	Quality Adjustment
4.	06/94	CR 1&2	CR 1&2	Pen Coal Co.	5	9,210	2A	(k) Quality Adjustment	\$0.00	\$1.66	\$43.96	Quality Adjustment
5.	06/94	CR 1&2	CR 1&2	Pen Coal Co.	6	17,119	2A	(k) Quality Adjustment	\$0.00	\$0.71	\$44.16	Quality Adjustment
6.	07/94	CR 1&2	CR 1&2	Pen Coal Co.	4	9,393	2A	(k) Quality Adjustment	\$0.00	\$1.22	\$44.83	Quality Adjustment
7.	07/94	CR 1&2	CR 1&2	Kentucky May Coal Co.	6	38,392	2A	(k) Quality Adjustment	\$0.00	\$0.53	\$45.03	Quality Adjustment
8.	07/94	CR 4&5	CR 4&5	Diamond May Coal Co.	5	30,005	2A	(k) Quality Adjustment	\$0.00	(\$1.02)	\$48.06	Quality Adjustment
9.	06/94	CR 4&5	CR 4&5	A. T. Massey Coal Co.	1	29,502	2A	(k) Quality Adjustment	\$0.00	\$0.26	\$43.52	Quality Adjustment
10.	06/94	CR 4&5	CR 4&5	A. T. Massey Coal Co.	2	21,672	2A	(k) Quality Adjustment	\$0.00	\$0.26	\$43.52	Quality Adjustment
11.	06/94	CR 4&5	CR 4&5	A. T. Massey Coal Co.	3	30,727	2A	(k) Quality Adjustment	\$0.00	\$0.26	\$43.52	Quality Adjustment
12.	07/94	CR 4&5	CR 4&5	A. T. Massey Coal Co.	1	28,300	2A	(k) Quality Adjustment	\$0.00	\$0.28	\$43.63	Quality Adjustment
13.	07/94	CR 4&5	CR 4&5	A. T. Massey Coal Co.	2	14,325	2A	(k) Quality Adjustment	\$0.00	\$0.28	\$43.63	Quality Adjustment
14.	07/94	CR 4&5	CR 4&5	A. T. Massey Coal Co.	3	19,581	2A	(k) Quality Adjustment	\$0.00	\$0.28	\$43.63	Quality Adjustment