

SCANNED

990001

ATTACHMENT C

Florida Power Corporation
Docket No. 940001-EI

Request for Specified Confidential Treatment

DECLASSIFIED

423 Forms for September, 1994

CONFIDENTIAL COPY

(confidential information denoted with shading)

11927-94

MONTHLY REPORT OF COST AND QUALITY OF FUEL OIL FOR ELECTRIC PLANTS
 DETAIL OF INVOICE AND TRANSPORTATION CHARGES

1. REPORTING MONTH: Sep-94
 2. REPORTING COMPANY: FLORIDA POWER CORPORATION

3. NAME, TITLE & TELEPHONE NUMBER OF CONTACT PERSON CONCERNING DATA
 SUBMITTED ON THIS FORM: N. L. HOLDSTEIN, SUPERVISOR (813) 866-4822
 4. SIGNATURE OF OFFICIAL SUBMITTING REPORT: *John Scardino, Jr.*
JOHN SCARDINO, JR., VICE PRESIDENT AND CONTROLLER
 5. DATE COMPLETED: 11/15/94

LINE NO. (a)	PLANT NAME (b)	SUPPLIER NAME (c)	DELIVERY LOCATION (d)	DELIVERY DATE (e)	TYPE OIL (f)	VOLUME (Bbls) (g)	INVOICE PRICE (\$/Bbl) (h)	INVOICE AMOUNT (\$) (i)	DISCOUNT (\$) (j)	NET AMOUNT (\$) (k)	NET PRICE (\$/Bbl) (l)	QUALITY ADJUST (\$/Bbl) (m)	EFFECTIVE PURCHASE PRICE (\$/Bbl) (n)	TRANSPORT TO TERMINAL (\$/Bbl) (o)	ADDITIONAL TRANSPORT CHARGES (\$/Bbl) (p)	OTHER CHARGES (\$/Bbl) (q)	DELIVERED PRICE (\$/Bbl) (r)
1	ANCLOTE	BP OIL COMPANY	FOB PLANT	09/94	F02	6,266	\$21.0054	\$131,619.95	\$0.0000	\$131,619.95	\$21.0054	\$0.0000	\$21.0054	\$0.0000	\$0.6569	\$0.8693	\$22.5316
2	AVON PARK PEAKERS	BP OIL COMPANY	FOB PLANT	09/94	F02	696	\$21.3065	\$14,829.34	\$0.0000	\$14,829.34	\$21.3065	\$0.0000	\$21.3065	\$0.0000	\$1.0972	\$0.8689	\$23.2726
3	BARTOW	ENJET INC.	FOB PLANT	09/94	F06	117,343	\$13.0150	\$1,527,215.24	\$0.0000	\$1,527,215.24	\$13.0150	\$0.0000	\$13.0150	\$0.0000	\$0.0000	\$0.0700	\$13.0850
4	BARTOW	ENJET INC.	FOB PLANT	09/94	F06	29,988	\$12.9130	\$387,234.66	\$0.0000	\$387,234.66	\$12.9130	\$0.0000	\$12.9130	\$0.0000	\$0.0000	\$0.0700	\$12.9830
5	BARTOW	ENJET INC.	FOB PLANT	09/94	F06	90,203	\$12.9130	\$1,164,787.85	\$9,020.2700	\$1,155,767.58	\$12.8130	\$0.0000	\$12.8130	\$0.0000	\$0.0000	\$0.0700	\$12.8830
6	BARTOW NORTH FUEL TERMINAL NO DELIVERIES																
7	BARTOW PEAKERS NO DELIVERIES																
8	BARTOW SOUTH FUEL TERMINAL	COASTAL FUELS MARKETING	FOB TERMINAL	09/94	F06	359,391	\$14.7399	\$5,297,403.44	\$17,982.0600	\$5,279,421.38	\$14.6899	\$0.0000	\$14.6899	\$0.0000	\$0.0000	\$0.0700	\$14.7599
9	BARTOW SOUTH FUEL TERMINAL	ENJET INC.	FOB TERMINAL	09/94	F06	119,606	\$13.0350	\$1,559,065.77	\$0.0000	\$1,559,065.77	\$13.0350	\$0.0000	\$13.0350	\$0.0000	\$0.0000	\$0.0700	\$13.1050
10	BAYBORO PEAKERS	COASTAL FUELS MARKETING	FOB PLANT	09/94	F02	8,758	\$21.2950	\$186,501.99	\$0.0000	\$186,501.99	\$21.2950	\$0.0000	\$21.2950	\$0.0000	\$0.0000	\$0.8700	\$22.1650
11	CRYSTAL RIVER NORTH	BP OIL COMPANY	FOB PLANT	09/94	F02	8,155	\$21.0363	\$171,550.99	\$0.0000	\$171,550.99	\$21.0363	\$0.0000	\$21.0363	\$0.0000	\$1.0922	\$0.8700	\$22.9985
12	CRYSTAL RIVER SOUTH	BP OIL COMPANY	FOB PLANT	09/94	F02	1,740	\$21.3351	\$37,123.08	\$0.0000	\$37,123.08	\$21.3351	\$0.0000	\$21.3351	\$0.0000	\$1.0925	\$0.8702	\$23.2979
13	DEBARY PEAKERS NO DELIVERIES																
14	HIGGING STEAM PLANT NO DELIVERIES																
15	HIGGING PEAKERS NO DELIVERIES																
16	INTERCESSION CITY PEAKERS	BP OIL COMPANY	FOB PLANT	09/94	F02	47,730	\$20.3069	\$969,247.32	\$0.0000	\$969,247.32	\$20.3069	\$0.0000	\$20.3069	\$0.0000	\$0.8022	\$0.8698	\$21.9789
17	CRYSTAL RIVER NUCLEAR PLANT	BP OIL COMPANY	FOB PLANT	09/94	F02	177	\$23.5406	\$4,166.69	\$0.0000	\$4,166.69	\$23.5406	\$0.0000	\$23.5406	\$0.0000	\$0.0000	\$0.0000	\$23.5406
18	PORT SAINT JOE PEAKERS NO DELIVERIES																

DOCUMENT NUMBER-DATE
 11927 NOV 23 8
 FPSC-RECORDS/REPORTING


MONTHLY REPORT OF COST AND QUALITY OF COAL FOR ELECTRIC PLANTS
ORIGIN, TONNAGE, DELIVERED PRICE AND AS RECEIVED QUALITY

- 1. Report for: Mo. September Yr. 1994
- 2. Reporting Company: Florida Power Corporation
- 3. Plant Name: Transfer Facility IMT

**SPECIFIED
CONFIDENTIAL**

4. Name, Title and Telephone Number of Contact
Person Concerning Data Submitted on this Form
Delmar J. Clark Jr., Financial Analyst – Regulatory
(813) 824-6491

5. Signature of Official Submitting Report


Delmar J. Clark Jr., Financial Analyst – Regulatory

6. Date Completed: November 14, 1994

Line No.	Supplier Name	Mine Location	Purchase Type	Transportation Mode	Tons	Effective Purchase Price (\$/Ton)	Total Transportation Cost (\$/Ton)	F.O.B. Plant Price (\$/Ton)	As Received Coal Quality			
									Percent Sulfur (%)	Btu Content (Btu/lb)	Percent Ash (%)	Percent Moisture (%)
(a)	(b)	(c)	(d)	(e)	(f)	(g)	(h)	(i)	(j)	(k)	(l)	(m)
1.	A. T. Massey Coal Co.	08, Wv, 005	LTC	TR&B	29,227	\$27.45	\$15.90	\$43.35	0.70	12,542	9.39	6.51
2.	A. T. Massey Coal Co.	08, Ky, 159	LTC	TR&B	14,237	\$27.45	\$15.90	\$43.35	0.70	12,542	9.39	6.51
3.	A. T. Massey Coal Co.	08, Wv, 099	LTC	TR&B	32,503	\$27.45	\$15.90	\$43.35	0.70	12,542	9.39	6.51
4.	Pen Coal Co.	08, Ky, 019	LTC	B	9,789	\$28.69	\$15.90	\$44.59	0.88	12,425	10.65	5.85
5.	Diamond May Coal Co.	08, Ky, 019	LTC	B	8,115	\$33.18	\$15.90	\$49.08	0.71	12,639	9.17	5.86

MONTHLY REPORT OF COST AND QUALITY OF COAL FOR ELECTRIC PLANTS
ORIGIN, TONNAGE, DELIVERED PRICE AND AS RECEIVED QUALITY

1. Report for: Mo. September Yr. 1994


2. Reporting Company: Florida Power Corporation

3. Plant Name: Crystal River 1 & 2

**SPECIFIED
CONFIDENTIAL**

4. Name, Title and Telephone Number of Contact Person Concerning Data Submitted on this Form
Delmar J. Clark Jr., Financial Analyst - Regulatory
(813) 824-6491

5. Signature of Official Submitting Report


Delmar J. Clark Jr., Financial Analyst - Regulatory

6. Date Completed: November 14, 1994

Line No.	Supplier Name	Mine Location	Purchase Type	Transportation Mode	Tons	Effective Purchase Price (\$/Ton)	Total Transportation Cost (\$/Ton)	F.O.B. Plant Price (\$/Ton)	As Received Coal Quality			
									Percent Sulfur (%)	Btu Content (Btu/lb)	Percent Ash (%)	Percent Moisture (%)
(a)	(b)	(c)	(d)	(e)	(f)	(g)	(h)	(i)	(j)	(k)	(l)	(m)
1.	New Horizons Coal, Inc.	08,Ky,095	LTC	UR	68,894	\$28.82	\$15.82	\$44.64	1.12	12,480	9.63	6.45
2.	Consolidation Coal Sales	08,Ky,025	LTC	UR	28,317	\$24.02	\$16.02	\$40.04	1.13	12,178	8.68	7.77
3.	Kentucky May Coal Company	08,Ky,025	S	UR	9,800	\$23.54	\$17.00	\$40.54	0.97	12,412	10.43	6.21
4.	Kentucky May Coal Company	08,Ky,133	S	UR	8,760	\$26.08	\$17.00	\$43.08	0.97	12,412	10.43	6.21
5.	Kentucky May Coal Company	08,Ky,133	S	UR	9,270	\$24.12	\$17.00	\$41.12	0.97	12,412	10.43	6.21
6.	Ashland Coal, Inc.	08,Ky,195	S	UR	8,292	\$25.75	\$16.02	\$41.77	1.03	12,823	8.93	5.87
7.	Cumberland River Energies, Inc.	08,Ky,095	S	UR	19,327	\$25.90	\$15.92	\$41.82	1.15	12,573	7.83	7.44
8.	Quaker Coal Company, Inc.	08,Ky,071	S	UR	9,463	\$24.50	\$16.02	\$40.52	0.98	12,411	8.73	6.93
9.	Transfer Facility	N/A	LTC	OB	14,002	\$48.50	\$7.60	\$56.10	1.02	12,345	10.29	6.45

MONTHLY REPORT OF COST AND QUALITY OF COAL FOR ELECTRIC PLANTS
ORIGIN, TONNAGE, DELIVERED PRICE AND AS RECEIVED QUALITY

- 1. Report for: Mo. September Yr. 1994
- 2. Reporting Company: Florida Power Corporation
- 3. Plant Name: Crystal River 4 & 5

**SPECIFIED
CONFIDENTIAL**

4. Name, Title and Telephone Number of Contact Person Concerning Data Submitted on this Form
Delmar J. Clark Jr., Financial Analyst - Regulatory
(813) 824-6491

5. Signature of Official Submitting Report


Delmar J. Clark Jr., Financial Analyst - Regulatory

6. Date Completed: November 14, 1994

Line No.	Supplier Name	Mine Location	Purchase Type	Transportation Mode	Tons	Effective Purchase Price (\$/Ton)	Total Transportation Cost (\$/Ton)	F.O.B. Plant Price (\$/Ton)	As Received Coal Quality			
									Percent Sulfur (%)	Btu Content (Btu/lb)	Percent Ash (%)	Percent Moisture (%)
(a)	(b)	(c)	(d)	(e)	(f)	(g)	(h)	(i)	(j)	(k)	(l)	(m)
1.	Powell Mtn. Joint Venture	08,Va,105	LTC	UR	59,318	\$38.00	\$15.93	\$53.93	0.69	12,319	9.46	7.66
2.	Golden Oak Mining Co.	08,Ky,133	LTC	UR	89,589	\$28.41	\$17.01	\$45.42	0.69	13,008	7.40	6.26
3.	Franklin Coal Sales	08,Ky,195	LTC	UR	18,825	\$26.92	\$16.03	\$42.95	0.67	12,993	8.58	6.17
4.	Transfer Facility	N/A	LTC	OB	84,742	\$44.56	\$7.60	\$52.16	0.69	12,353	9.30	6.37

MONTHLY REPORT OF COST AND QUALITY OF COAL FOR ELECTRIC PLANTS

ORIGIN, TONNAGE, DELIVERED PRICE AND AS RECEIVED QUALITY

1. Report for: Mo. September Yr. 1994

2. Reporting Company: Florida Power Corporation

3. Plant Name: Transfer Facility IMT

4. Name, Title and Telephone Number of Contact Person Concerning Data Submitted on this Form
 Delmar J. Clark Jr., Financial Analyst - Regulatory
 (813) 824-6491

**SPECIFIED
 CONFIDENTIAL**

5. Signature of Official Submitting Report

Delmar J. Clark Jr.
 Delmar J. Clark Jr., Financial Analyst - Regulatory

6. Date Completed: November 14, 1994

Line No.	Supplier Name	Mine Location	Purchase Type	Tons	F.O.B. Mine Price (\$/Ton)	Short Haul & Loading Charges (\$/Ton)	Original Invoice Price (\$/Ton)	Retro-active Price Increases (\$/Ton)	Base Price (\$/Ton)	Quality Adjustments (\$/Ton)	Effective Purchase Price (\$/Ton)
(a)	(b)	(c)	(d)	(e)	(f)	(g)	(h)	(i)	(j)	(k)	(l)
1.	A. T. Massey Coal Co.	08, Wv, 005	LTC	29,227	\$27.45	\$0.00	\$27.45	\$0.00	\$27.45	\$0.00	\$27.45
2.	A. T. Massey Coal Co.	08, Ky, 159	LTC	14,237	\$27.45	\$0.00	\$27.45	\$0.00	\$27.45	\$0.00	\$27.45
3.	A. T. Massey Coal Co.	08, Wv, 099	LTC	32,503	\$27.45	\$0.00	\$27.45	\$0.00	\$27.45	\$0.00	\$27.45
4.	Pen Coal Co.	08, Ky, 019	LTC	9,789	\$27.71	\$0.00	\$27.71	\$0.00	\$27.71	\$0.98	\$28.69
5.	Diamond May Coal Co.	08, Ky, 019	LTC	8,115	\$33.18	\$0.00	\$33.18	\$0.00	\$33.18	\$0.00	\$33.18

MONTHLY REPORT OF COST AND QUALITY OF COAL FOR ELECTRIC PLANTS
ORIGIN, TONNAGE, DELIVERED PRICE AND AS RECEIVED QUALITY

1. Report for: Mo. September Yr. 1994
2. Reporting Company: Florida Power Corporation
3. Plant Name: Crystal River 1 & 2

**SPECIFIED
CONFIDENTIAL**

4. Name, Title and Telephone Number of Contact
Person Concerning Data Submitted on this Form
Delmar J. Clark Jr., Financial Analyst - Regulatory
(813) 824-6491

5. Signature of Official Submitting Report


Delmar J. Clark Jr., Financial Analyst - Regulatory

6. Date Completed: November 14, 1994

Line No.	Supplier Name	Mine Location	Purchase Type	Tons	F.O.B. Mine Price (\$/Ton)	Short Haul & Loading Charges (\$/Ton)	Original Invoice Price (\$/Ton)	Retro-active Price Increases (\$/Ton)	Base Price (\$/Ton)	Quality Adjustments (\$/Ton)	Effective Purchase Price (\$/Ton)
(a)	(b)	(c)	(d)	(e)	(f)	(g)	(h)	(i)	(j)	(k)	(l)
1.	New Horizons Coal, Inc.	08,Ky,095	LTC	68,894	\$28.13	\$0.00	\$28.13	\$0.00	\$28.13	\$0.69	\$28.82
2.	Consolidation Coal Sales	08,Ky,025	LTC	28,317	\$24.02	\$0.00	\$24.02	\$0.00	\$24.02	\$0.00	\$24.02
3.	Kentucky May Coal Company	08,Ky,025	S	9,800	\$23.50	\$0.00	\$23.50	\$0.00	\$23.50	\$0.04	\$23.54
4.	Kentucky May Coal Company	08,Ky,133	S	8,760	\$25.50	\$0.00	\$25.50	\$0.00	\$25.50	\$0.58	\$26.08
5.	Kentucky May Coal Company	08,Ky,133	S	9,270	\$24.00	\$0.00	\$24.00	\$0.00	\$24.00	\$0.12	\$24.12
6.	Ashland Coal, Inc.	08,Ky,195	S	8,292	\$25.50	\$0.00	\$25.50	\$0.00	\$25.50	\$0.25	\$25.75
7.	Cumberland River Energies, Inc.	08,Ky,095	S	19,327	\$25.75	\$0.00	\$25.75	\$0.00	\$25.75	\$0.15	\$25.90
8.	Quaker Coal Company, Inc.	08,Ky,071	S	9,463	\$24.50	\$0.00	\$24.50	\$0.00	\$24.50	\$0.00	\$24.50
9.	Transfer Facility	N/A	LTC	14,002	\$48.50	\$0.00	\$48.50	N/A	\$48.50	N/A	\$48.50


MONTHLY REPORT OF COST AND QUALITY OF COAL FOR ELECTRIC PLANTS
ORIGIN, TONNAGE, DELIVERED PRICE AND AS RECEIVED QUALITY

- 1. Report for: Mo. September Yr. 1994
- 2. Reporting Company: Florida Power Corporation
- 3. Plant Name: Crystal River 4 & 5

**SPECIFIED
CONFIDENTIAL**

4. Name, Title and Telephone Number of Contact
Person Concerning Data Submitted on this Form
Delmar J. Clark Jr., Financial Analyst – Regulatory
(813) 824-6491

5. Signature of Official Submitting Report


Delmar J. Clark Jr., Financial Analyst – Regulatory

6. Date Completed: November 14, 1994

Line No.	Supplier Name	Mine Location	Purchase Type	Tons	F.O.B. Mine Price (\$/Ton)	Short Haul & Loading Charges (\$/Ton)	Original Invoice Price (\$/Ton)	Retro-active Price Increases (\$/Ton)	Base Price (\$/Ton)	Quality Adjustments (\$/Ton)	Effective Purchase Price (\$/Ton)
(a)	(b)	(c)	(d)	(e)	(f)	(g)	(h)	(i)	(j)	(k)	(l)
1.	Powell Mtn. Joint Venture	08,Va,105	LTC	59,318	\$38.00	\$0.00	\$38.00	\$0.00	\$38.00	\$0.00	\$38.00
2.	Golden Oak Mining Co.	08,Ky,133	LTC	89,589	\$28.41	\$0.00	\$28.41	\$0.00	\$28.41	\$0.00	\$28.41
3.	Franklin Coal Sales	08,Ky,195	LTC	18,825	\$26.92	\$0.00	\$26.92	\$0.00	\$26.92	\$0.00	\$26.92
4.	Transfer Facility	N/A	LTC	84,742	\$44.56	\$0.00	\$44.56	N/A	\$44.56	N/A	\$44.56

MONTHLY REPORT OF COST AND QUALITY OF COAL FOR ELECTRIC PLANTS

ORIGIN, TONNAGE, DELIVERED PRICE AND AS RECEIVED QUALITY

1. Report For: Mo. September Yr. 1994

2. Reporting Company: Florida Power Corporation

3. Plant Name: Transfer Facility IMT

**SPECIFIED
CONFIDENTIAL**

4. Name, Title and Telephone Number of Contact
Person Concerning Data Submitted on this Form
Delmar J. Clark Jr., Financial Analyst - Regulatory
(813) 824-6491

5. Signature of Official Submitting Report


Delmar J. Clark Jr., Financial Analyst - Regulatory

6. Date Completed: November 14, 1994

Line No.	Supplier Name	Mine Location	Shipping Point	Transportation Mode	Tons	Effective Purchase Price (\$/Ton)	Additional Shorthaul & Loading Charges (\$/Ton)	Rail Rate (\$/Ton)	Other Rail Charges (\$/Ton)	River Barge Rate (\$/Ton)	Trans-loading Rate (\$/Ton)	Ocean Barge Rate (\$/Ton)	Other Water Charges (\$/Ton)	Other Related Charges (\$/Ton)	Transportation Charges (\$/Ton)	F.O.B. Plant Price (\$/Ton)
1.	A. T. Massey Coal Co.	08, Wv, 005	Boone, Wv	TR&B	29,227	\$27.45	N/A	N/A	N/A	N/A	N/A	N/A	N/A	N/A	\$15.90	\$43.35
2.	A. T. Massey Coal Co.	08, Ky, 159	Martin, Ky	TR&B	14,237	\$27.45	N/A	N/A	N/A	N/A	N/A	N/A	N/A	N/A	\$15.90	\$43.35
3.	A. T. Massey Coal Co.	08, Wv, 099	Wayne, Wv	TR&B	32,503	\$27.45	N/A	N/A	N/A	N/A	N/A	N/A	N/A	N/A	\$15.90	\$43.35
4.	Pen Coal Co.	08, Ky, 019	Boyd, Ky	B	9,789	\$28.69	N/A	N/A	N/A	N/A	N/A	N/A	N/A	N/A	\$15.90	\$44.59
5.	Diamond May Coal Co.	08, Ky, 019	Boyd, Ky	B	8,115	\$33.18	N/A	N/A	N/A	N/A	N/A	N/A	N/A	N/A	\$15.90	\$49.08

MONTHLY REPORT OF COST AND QUALITY OF COAL FOR ELECTRIC PLANTS
ORIGIN, TONNAGE, DELIVERED PRICE AND AS RECEIVED QUALITY

1. Report For: Mo. September Yr. 1994

2. Reporting Company: Florida Power Corporation

3. Plant Name: Crystal River 1 & 2

4. Name, Title and Telephone Number of Contact

Person Concerning Data Submitted on this Form

Delmar J. Clark Jr., Financial Analyst - Regulatory

(813) 824-6491

**SPECIFIED
CONFIDENTIAL**

5. Signature of Official Submitting Report

Delmar J. Clark Jr., Financial Analyst - Regulatory

6. Date Completed: November 14, 1994

Line No.	Supplier Name	Mine Location	Shipping Point	Transportation Mode	Tons	Effective Purchase Price (\$/Ton)	Additional Shorthaul & Loading Charges (\$/Ton)	Rail Rate (\$/Ton)	Other Rail Charges (\$/Ton)	River Barge Rate (\$/Ton)	Trans-loading Rate (\$/Ton)	Ocean Barge Rate (\$/Ton)	Other Water Charges (\$/Ton)	Other Related Charges (\$/Ton)	Transportation Charges (\$/Ton)	F.O.B. Plant Price (\$/Ton)
1.	New Horizons Coal, Inc.	08,Ky,095	Harlan, Ky	UR	68,894	\$28.82	\$0.00	\$14.97	\$0.85	N/A	N/A	N/A	\$0.00	\$0.00	\$15.82	\$44.64
2.	Consolidation Coal Sales	08,Ky,025	Breathitt, Ky	UR	28,317	\$24.02	\$0.00	\$15.17	\$0.85	N/A	N/A	N/A	\$0.00	\$0.00	\$16.02	\$40.04
3.	Kentucky May Coal Company	08,Ky,025	Breathitt, Ky	UR	9,800	\$23.54	\$0.00	\$16.15	\$0.85	N/A	N/A	N/A	\$0.00	\$0.00	\$17.00	\$40.54
4.	Kentucky May Coal Company	08,Ky,133	Letcher, Ky	UR	8,760	\$26.08	\$0.00	\$16.15	\$0.85	N/A	N/A	N/A	\$0.00	\$0.00	\$17.00	\$43.08
5.	Kentucky May Coal Company	08,Ky,133	Letcher, Ky	UR	9,270	\$24.12	\$0.00	\$16.15	\$0.85	N/A	N/A	N/A	\$0.00	\$0.00	\$17.00	\$41.12
6.	Ashland Coal, Inc.	08,Ky,195	Pike, Ky	UR	8,292	\$25.75	\$0.00	\$15.17	\$0.85	N/A	N/A	N/A	\$0.00	\$0.00	\$16.02	\$41.77
7.	Cumberland River Energies, Inc.	08,Ky,095	Harlan, Ky	UR	19,327	\$25.90	\$0.00	\$15.07	\$0.85	N/A	N/A	N/A	\$0.00	\$0.00	\$15.92	\$41.82
8.	Quaker Coal Company, Inc.	08,Ky,071	Floyd, Ky	UR	9,463	\$24.50	\$0.00	\$15.17	\$0.85	N/A	N/A	N/A	\$0.00	\$0.00	\$16.02	\$40.52
9.	Transfer Facility	N/A	Plaquemines	OB	14,002	\$48.50	\$0.00	N/A	N/A	N/A	N/A	\$7.60	\$0.00	\$0.00	\$7.60	\$56.10

MONTHLY REPORT OF COST AND QUALITY OF COAL FOR ELECTRIC PLANTS
ORIGIN, TONNAGE, DELIVERED PRICE AND AS RECEIVED QUALITY

- 1. Report For: Mo. September Yr. 1994
- 2. Reporting Company: Florida Power Corporation
- 3. Plant Name: Crystal River 4 & 5

**SPECIFIED
CONFIDENTIAL**

- 4. Name, Title and Telephone Number of Contact Person Concerning Data Submitted on this Form
Delmar J. Clark Jr., Financial Analyst - Regulatory
(813) 824-6491

- 5. Signature of Official Submitting Report

Delmar J. Clark Jr.
Delmar J. Clark Jr., Financial Analyst - Regulatory

- 6. Date Completed: November 14, 1994

Line No.	Supplier Name	Mine Location	Shipping Point	Transportation Mode	Tons	Effective Purchase Price (\$/Ton)	Additional Shorthaul & Loading Charges (\$/Ton)	Rail Rate (\$/Ton)	Other Rail Charges (\$/Ton)	River Barge Rate (\$/Ton)	Trans-loading Rate (\$/Ton)	Ocean Barge Rate (\$/Ton)	Other Water Charges (\$/Ton)	Other Related Charges (\$/Ton)	Transportation Charges (\$/Ton)	F.O.B. Plant Price (\$/Ton)
1.	Powell Mtn. Joint Venture	08,Va,105	Lee, Va	UR	59,318	\$38.00	\$0.00	\$15.07	\$0.86	N/A	N/A	N/A	\$0.00	\$0.00	\$15.93	\$53.93
2.	Golden Oak Mining Co.	08,Ky,133	Letcher, Ky	UR	89,589	\$28.41	\$0.00	\$16.15	\$0.86	N/A	N/A	N/A	\$0.00	\$0.00	\$17.01	\$45.42
3.	Franklin Coal Sales	08,Ky,195	Pike, Ky	UR	18,825	\$26.92	\$0.00	\$15.17	\$0.86	N/A	N/A	N/A	\$0.00	\$0.00	\$16.03	\$42.95
4.	Transfer Facility	N/A	Plaquemines Parrish, La	OB	84,742	\$44.56	\$0.00	N/A	N/A	N/A	N/A	\$7.60	\$0.00	\$0.00	\$7.60	\$52.16

MONTHLY REPORT OF COST AND QUALITY OF COAL FOR ELECTRIC PLANTS
 REPORT OF ADJUSTMENTS TO PREVIOUS COAL DELIVERIES

- 1. Report For: Mo. September Yr. 1994
- 2. Reporting Company: Florida Power Corporation
- 3. Plant Name: Transfer Facility IMT

**SPECIFIED
 CONFIDENTIAL**

4. Name, Title and Telephone Number of Contact
 Person Concerning Data Submitted on this Form
 Delmar J. Clark Jr., Financial Analyst – Regulatory
 (813) 824-6491

5. Signature of Official Submitting Report


 Delmar J. Clark Jr., Financial Analyst – Regulatory

6. Date Completed: November 14, 1994

Line No.	Month Reported	Form Plant Name	Intended Generating Plant	Supplier	Original Line Number	Old Volume (tons)	Form No.	Column Title	Old Value	New Value	New F.O.B. Plant Price	Reason for Revision
(a)	(b)	(c)	(d)	(e)	(f)	(g)	(h)	(i)	(j)	(k)	(l)	(m)
1.	08/94	CR 1&2	CR 1&2	Pen Coal Co.	4	11,587	2A	(k) Quality Adjustment	\$0.00	\$1.29	\$44.90	Quality Adjustment
2.	08/94	CR 1&2	CR 1&2	Kentucky May Coal Co.	6	21,478	2A	(k) Quality Adjustment	\$0.00	\$0.47	\$44.97	Quality Adjustment

MONTHLY REPORT OF COST AND QUALITY OF COAL FOR ELECTRIC PLANTS
 REPORT OF ADJUSTMENTS TO PREVIOUS COAL DELIVERIES

1. Report For: Mo. September Yr. 1994

2. Reporting Company: Florida Power Corporation

3. Plant Name: Transfer Facility TTI Systems, Inc.

4. Name, Title and Telephone Number of Contact
 Person Concerning Data Submitted on this Form
 Delmar J. Clark Jr., Financial Analyst - Regulatory
 (813) 824-6491

5. Signature of Official Submitting Report


 Delmar J. Clark Jr., Financial Analyst - Regulatory

6. Date Completed: November 14, 1994

Line No.	Month Reported	Form Plant Name	Intended Generating Plant	Supplier	Original Line Number	Old Volume (tons)	Form No.	Column Title	Old Value	New Value	New F.O.B. Plant Price	Reason for Revision
(a)	(b)	(c)	(d)	(e)	(f)	(g)	(h)	(i)	(j)	(k)	(l)	(m)

== NONE ==

MONTHLY REPORT OF COST AND QUALITY OF COAL FOR ELECTRIC PLANTS
 REPORT OF ADJUSTMENTS TO PREVIOUS COAL DELIVERIES

1. Report For: Mo. September Yr. 1994


2. Reporting Company: Florida Power Corporation

3. Plant Name: Crystal River 1 & 2

4. Name, Title and Telephone Number of Contact
 Person Concerning Data Submitted on this Form
 Delmar J. Clark Jr., Financial Analyst - Regulatory
 (813) 824-6491

**SPECIFIED
 CONFIDENTIAL**

5. Signature of Official Submitting Report


 Delmar J. Clark Jr., Financial Analyst - Regulatory

6. Date Completed: November 14, 1994

Line No.	Month Reported	Form Plant Name	Intended Generating Plant	Supplier	Original Line Number	Old Volume (tons)	Form No.	Column Title	Old Value	New Value	New F.O.B. Plant Price	Reason for Revision
(a)	(b)	(c)	(d)	(e)	(f)	(g)	(h)	(i)	(j)	(k)	(l)	(m)
1.	08/94	CR 1&2	CR 1&2	Arch Coal Sales Co., Inc.	4	29,365	2A	(k) Quality Adjustment	\$0.00	\$0.47	\$43.33	Quality Adjustment
2.	08/94	CR 1&2	CR 1&2	Kentucky May Coal Co.	5	9,018	2A	(k) Quality Adjustment	\$0.00	\$0.05	\$42.74	Quality Adjustment
3.	08/94	CR 1&2	CR 1&2	New Horizons Coal, Inc.	1	89,177	2A	(k) Quality Adjustment	\$0.00	\$0.68	\$44.57	Quality Adjustment

MONTHLY REPORT OF COST AND QUALITY OF COAL FOR ELECTRIC PLANTS
 REPORT OF ADJUSTMENTS TO PREVIOUS COAL DELIVERIES

1. Report For: Mo. September Yr. 1994

2. Reporting Company: Florida Power Corporation

3. Plant Name: Crystal River 4 & 5

**SPECIFIED
 CONFIDENTIAL**

4. Name, Title and Telephone Number of Contact
 Person Concerning Data Submitted on this Form
 Delmar J. Clark Jr., Financial Analyst - Regulatory
 (813) 824-6491

5. Signature of Official Submitting Report


 Delmar J. Clark Jr., Financial Analyst - Regulatory

6. Date Completed: November 14, 1994

Line No.	Month Reported	Form Plant Name	Intended Generating Plant	Supplier	Original Line Number	Old Volume (tons)	Form No.	Column Title	Old Value	New Value	New F.O.B. Plant Price	Reason for Revision
(a)	(b)	(c)	(d)	(e)	(f)	(g)	(h)	(i)	(j)	(k)	(l)	(m)
1.	08/94	CR 4&5	CR 4&5	Golden Oak Mining Co.	2	59,613	2A	(k) Quality Adjustment	\$0.00	(\$0.19)	\$45.16	Quality Adjustment
2.	07/94	CR 4&5	CR 4&5	Franklin Coai Sales	3	19,094	2A	(k) Quality Adjustment	\$0.00	\$0.77	\$43.71	Quality Adjustment
3.	08/94	CR 4&5	CR 4&5	Franklin Coal Sales	3	9,576	2A	(k) Quality Adjustment	\$0.00	\$1.05	\$43.93	Quality Adjustment
4.	07/94	CR 4&5	CR 4&5	Consol, Inc.	4	18,901	2A	(k) Quality Adjustment	\$0.00	\$0.16	\$42.95	Quality Adjustment