

SCANNED

MACFARLANE AUSLEY FERGUSON & McMULLEN

ATTORNEYS AND COUNSELORS AT LAW

227 SOUTH CALHOUN STREET  
P.O. BOX 391 (ZIP 32302)  
TALLAHASSEE, FLORIDA 32301  
(904) 224-9115 FAX (904) 222-7560

111 MADISON STREET, SUITE 2300  
P.O. BOX 1531 (ZIP 33601)  
TAMPA, FLORIDA 33602  
(813) 273-4200 FAX (813) 273-4396

400 CLEVELAND STREET  
P. O. BOX 1669 (ZIP 34617)  
CLEARWATER, FLORIDA 34615  
(813) 441-8966 FAX (813) 442-8470

December 14, 1994

HAND DELIVERED

IN REPLY REFER TO:

Tallahassee

Ms. Blanca S. Bayo, Director  
Division of Records and Reporting  
Florida Public Service Commission  
101 East Gaines Street  
Tallahassee, Florida 32301

DECLASSIFIED

990001

Re: Fuel and Purchased Power Cost Recovery Clause  
and Generating Performance Incentive Factor  
FPSC Docket No. 940001-EI

REQUEST FOR SPECIFIED CONFIDENTIAL TREATMENT

Dear Ms. Bayo:

We submit herewith Tampa Electric Company's 423 Forms for the month of October 1994 and request specified confidential treatment of Forms 423-1(a), 423-2, 423-2(a), 423-2(b) and 423-2(c). Our request is made pursuant to Section 366.093, Fla. Stat., for the reasons detailed in the document entitled "Tampa Electric Company's Request for Specified Confidential Treatment", which document was filed under separate cover (copy enclosed). The sensitive information contained in these forms has been highlighted in yellow.

Please acknowledge receipt and filing of the above by stamping the duplicate copy of this letter and returning same to this writer.

Thank you for your assistance in connection with this matter.

Sincerely,

*James D. Beasley*  
James D. Beasley

RECEIVED & FILED

*Mar*


FPSC-BUREAU OF RECORDS

JDB/pp  
encls.

cc: All Parties of Record (w/o enc.)

DOCUMENT NUMBER-DATE  
12557 DEC 14 1994  
FPSC-RECORDS/REPORTING

MONTHLY REPORT OF COST AND QUALITY OF FUEL OIL FOR ELECTRIC PLANTS  
 ORIGIN, VOLUME, DELIVERED PRICE AND AS RECEIVED QUALITY

1. Reporting Month: October Year: 1994  
 2. Reporting Company: Tampa Electric Company  
 3. Name, Title & Telephone Number of Contact Person Concerning Data  
 Submitted on this Form: Jeffrey Chronister, Supervisor, Regulatory Accounting  
 (813) - 228 - 1609  
 4. Signature of Official Submitting Report:   
 L. V. Lefler, Vice Pres. & Controller  
 5. Date Completed: December 15, 1994

Line No. (a)	Plant Name (b)	Supplier Name (c)	Shipping Point (d)	Purchase Type (e)	Delivery Location (f)	Delivery Date (g)	Type Oil (h)	Sulfur Content % (i)	BTU Content (BTU/Gal) (j)	Volume (Bbls) (k)	Delivered Price (\$/Bbl) (l)
1.	Gannon	Coastal Fuels	Tampa	LTC	Gannon	10-13-94	F02	*	*	170.06	\$22.5630
2.	Gannon	Coastal Fuels	Tampa	LTC	Gannon	10-19-94	F02	*	*	170.22	\$22.3531
3.	Gannon	Coastal Fuels	Tampa	LTC	Gannon	10-20-94	F02	.34	139,664	3,272.48	\$22.7897
4.	Gannon	Coastal Fuels	Tampa	LTC	Gannon	10-31-94	F02	*	*	177.31	\$23.2775
5.	Phillips	Coastal Fuels	Tampa	LTC	Phillips	10-15-94	F02	.41	139,940	510.25	\$23.1257
6.											
7.											
8.											
9.											
10.											
11.											
12.											
13.											
14.											
15.											
16.											
17.											
18.											
19.											
20.											
21.											
22.											
23.											
24.											
25.											

• No analysis taken.  
 FPSC FORM 423-1 (2/87)


DOCUMENT NUMBER-DATE  
 12557 DEC 14 8  
 FPSC-RECORDS/REPORTING

MONTHLY REPORT OF COST AND QUALITY OF FUEL OIL FOR ELECTRIC PLANTS  
DETAIL OF INVOICE AND TRANSPORTATION CHARGES

1. Reporting Month: October Year: 1994

2. Reporting Company: Tampa Electric Company

3. Name, Title & Telephone Number of Contact Person Concerning Data  
Submitted on this Form: Jeffrey Chronister, Supervisor, Regulatory Accounting  
(813) - 228 - 1609

4. Signature of Official Submitting Report:   
L. L. Lefler, Vice Pres. & Controller

5. Date Completed: December 15, 1994

Line No. (a)	Plant Name (b)	Supplier Name (c)	Delivery Location (d)	Delivery Date (e)	Type Oil (f)	Volume (Bbls) (g)	Invoice Price (\$/Bbl) (h)	Invoice Amount \$ (i)	Discount \$ (j)	Net Amount \$ (k)	Net Price (\$/Bbl) (l)	Quality Adjust. (\$/Bbl) (m)	Effective Purchase Price (\$/Bbl) (n)	Transport to Terminal (\$/Bbl) (o)	Add'l Transport Charges (\$/Bbl) (p)	Other Charges (\$/Bbl) (q)	Delivered Price (\$/Bbl) (r)
1.	Gannon	Coastal Fuels	Gannon	10-13-94	F02	170.06	\$22.5630	3,837.06	\$0.0000	3,837.06	\$22.5630	\$0.0000	\$22.5630	\$0.0000	\$0.0000	\$0.0000	\$22.5630
2.	Gannon	Coastal Fuels	Gannon	10-19-94	F02	170.22	\$22.3531	3,804.95	\$0.0000	3,804.95	\$22.3531	\$0.0000	\$22.3531	\$0.0000	\$0.0000	\$0.0000	\$22.3531
3.	Gannon	Coastal Fuels	Gannon	10-20-94	F02	3,272.48	\$22.7897	74,578.99	\$0.0000	74,578.99	\$22.7897	\$0.0000	\$22.7897	\$0.0000	\$0.0000	\$0.0000	\$22.7897
4.	Gannon	Coastal Fuels	Gannon	10-31-94	F02	177.31	\$23.2775	4,127.34	\$0.0000	4,127.34	\$23.2775	\$0.0000	\$23.2775	\$0.0000	\$0.0000	\$0.0000	\$23.2775
5.	Phillips	Coastal Fuels	Phillips	10-15-94	F02	510.25	\$23.1257	11,799.90	\$0.0000	11,799.90	\$23.1257	\$0.0000	\$23.1257	\$0.0000	\$0.0000	\$0.0000	\$23.1257
6.																	
7.																	
8.																	
9.																	
10.																	
11.																	
12.																	
13.																	
14.																	
15.																	
16.																	
17.																	
18.																	
19.																	
20.																	
21.																	
22.																	
23.																	
24.																	

MONTHLY REPORT OF COST AND QUALITY OF FUEL OIL FOR ELECTRIC PLANTS  
REPORT OF ADJUSTMENTS TO PREVIOUS OIL DELIVERIES

1. Reporting Month: October Year: 1994

2. Reporting Company: Tampa Electric Company

3. Name, Title & Telephone Number of Contact Person Concerning Data  
Submitted on this Form: Jeffrey Chronister, Supervisor, Regulatory Accounting  
(813) - 228 - 1609

4. Signature of Official Submitting Report:   
L. L. Kefler, Vice Pres. & Controller

5. Date Completed: December 15, 1994

Line No. (a)	Month Reported (b)	Form Plant Name (c)	Supplier (d)	Original Line Number (e)	Old Volume (Bbls) (f)	Form No. (g)	Column Designator & Title (h)	Old Value (i)	New Value (j)	New Delivered Price (k)	Reason for Revision (l)
1.	July, 1994	Big Bend	Coastal Fuels	5.	10,330.72	423-1(a)	Column (m), Quality Adj.	\$0.0000	\$0.1697	\$23.8246	3RD Qtr BTU Adj.
2.	July, 1994	Gannon	Coastal Fuels	1.	4,298.87	423-1(a)	Column (m), Quality Adj.	\$0.0000	\$0.1697	\$23.6944	3RD Qtr BTU Adj.
3.	August, 1994	Gannon	Coastal Fuels	1.	3,554.47	423-1(a)	Column (m), Quality Adj.	\$0.0000	\$0.1697	\$24.6436	3RD Qtr BTU Adj.
4.	August, 1994	Gannon	Coastal Fuels	3.	3,499.29	423-1(a)	Column (m), Quality Adj.	\$0.0000	\$0.1697	\$23.1484	3RD Qtr BTU Adj.
5.	September, 1994	Gannon	Coastal Fuels	2.	3,976.02	423-1(a)	Column (m), Quality Adj.	\$0.0000	\$0.1697	\$22.7326	3RD Qtr BTU Adj.
6.	September, 1994	Big Bend	Coastal Fuels	3.	10,365.81	423-1(a)	Column (m), Quality Adj.	\$0.0000	\$0.1697	\$22.8796	3RD Qtr BTU Adj.
7.											
8.											
9.											
10.											
11.											
12.											
13.											
14.											
15.											

MONTHLY REPORT OF COST AND QUALITY OF COAL FOR ELECTRIC PLANTS  
ORIGIN, TONNAGE, DELIVERED PRICE AND AS RECEIVED QUALITY

1. Reporting Month: October Year: 1994
2. Reporting Company: Tampa Electric Company
3. Plant Name: Electro-Coal Transfer Facility - Big Bend Station (1)

4. Name, Title & Telephone Number of Contact Person Concerning Data  
Submitted on this Form: Jeffrey Chronister, Supervisor, Regulatory Accounting  
(813) 228 - 1609

5. Signature of Official Submitting Form:   
L. L. Lefler, Vice Pres. & Controller

6. Date Completed: December 15, 1994

Line No. (a)	Supplier Name (b)	Mine Location (c)	Purchase Type (d)	Transport Mode (e)	Tons (f)	Effective Purchase Price (\$/Ton) (g)	Total Transport Charges (\$/Ton) (h)	Delivered Price Transfer Facility (\$/Ton) (i)	As Received Coal Quality			
									Sulfur Content % (j)	BTU Content (BTU/lb) (k)	Ash Content % (l)	Moisture Content % (m)
1.	Zeigler Coal	10, IL, 145, 157	LTC	RB	87,259.40	\$43.247	\$0.000	\$43.247	3.10	11,006	9.70	12.90
2.	Mapco	9, KY, 233	LTC	RB	52,007.30	\$31.320	\$13.850	\$45.170	2.78	12,640	7.50	7.70
3.	Consolidation Coal	9, KY, 225	LTC	RB	59,531.60	\$36.956	\$5.500	\$42.456	2.72	11,934	5.63	12.00
4.	Consolidation Coal	3, W. VA., 061	LTC	RB	35,022.54	\$31.250	\$8.650	\$39.900	2.37	13,219	7.46	5.70
5.	Zeigler Coal	10, IL, 145, 157	S	RB	37,215.50	\$19.590	\$4.120	\$23.710	3.00	11,027	9.70	12.70
6.	Basin Resources	17, CO, 071	LTC	R&B	61,422.06	\$25.492	\$15.540	\$41.032	0.44	12,994	9.62	6.20
7.	Unionvale	2, PA, 059	S	RB	7,898.53	\$34.250	\$0.000	\$34.250	2.70	13,137	8.40	5.10
8.	Unionvale	3, W. VA, 049	S	RB	1,726.82	\$34.250	\$0.000	\$34.250	3.50	13,044	9.50	4.40
9.	Unionvale	3, W. VA, 009	S	RB	3,157.85	\$34.750	\$0.000	\$34.750	2.90	12,486	9.00	6.90
10.	Consolidation Coal	9, KY, 225	S	RB	20,779.60	\$26.500	\$5.500	\$32.000	2.70	12,075	5.50	11.00
11.	Oxbow Carbon Intern'l	N/A	S	RB	16,917.00	\$13.000	\$0.000	\$13.000	*	*	*	*
12.	Sugar Camp	10, IL, 059	S	RB	41,224.80	\$25.760	\$3.030	\$28.790	2.80	12,654	9.10	6.90
13.												

\*No Analysis Taken.

(1) As Electro-Coal Transfer Facility is a central storage site for coal prior to its delivery to the power plant, the coal from suppliers noted on this schedule is usually delivered to Big Bend Station but could ultimately be delivered to Gannon Station.

MONTHLY REPORT OF COST AND QUALITY OF COAL FOR ELECTRIC PLANTS  
DETAILED PURCHASED COAL INVOICE INFORMATION


1. Reporting Month: October Year: 1994

2. Reporting Company: Tampa Electric Company

3. Plant Name: Electro-Coal Transfer Facility - Big Bend Station (1)

4. Name, Title & Telephone Number of Contact Person Concerning Data  
Submitted on this Form: Jeffrey Chronister, Supervisor, Regulatory Accounting  
(813) - 228 - 1609

5. Signature of Official Submitting Form:

  
L. L. Leifer, Vice Pres. & Controller

6. Date Completed: December 15, 1994

Line No. (a)	Supplier Name (b)	Mine Location (c)	Purchase Type (d)	Tons (e)	F.O.B.(2) Mine Price (\$/Ton) (f)	Shorthaul & Loading Charges (\$/Ton) (g)	Original Invoice Price (\$/Ton) (h)	Retro-active Price Adjustments (\$/Ton) (i)	Base Price (\$/Ton) (j)	Quality Adjustments (\$/Ton) (k)	Effective Purchase Price (\$/Ton) (l)
1.	Zeigler Coal	10,IL,145,157	LTC	87,259.40	N/A	\$0.00	\$43.247	\$0.000	\$43.247	\$0.000	\$43.247
2.	Mapco	9,KY,233	LTC	52,007.30	N/A	\$0.00	\$31.320	\$0.000	\$31.320	\$0.000	\$31.320
3.	Consolidation Coal	9,KY,225	LTC	59,531.60	N/A	\$0.00	\$36.956	\$0.000	\$36.956	\$0.000	\$36.956
4.	Consolidation Coal	3,W. VA.,061	LTC	35,022.54	N/A	\$0.00	\$31.250	\$0.000	\$31.250	\$0.000	\$31.250
5.	Zeigler Coal	10,IL,145,157	S	37,215.50	N/A	\$0.00	\$19.590	\$0.000	\$19.590	\$0.000	\$19.590
6.	Basin Resources	17,CO,071	LTC	61,422.06	N/A	\$0.00	\$25.480	\$0.012	\$25.492	\$0.000	\$25.492
7.	Unionvale	2,PA,059	S	7,898.53	N/A	\$0.00	\$34.250	\$0.000	\$34.250	\$0.000	\$34.250
8.	Unionvale	3,W.VA,049	S	1,726.82	N/A	\$0.00	\$34.250	\$0.000	\$34.250	\$0.000	\$34.250
9.	Unionvale	3,W.VA,009	S	3,157.85	N/A	\$0.00	\$34.750	\$0.000	\$34.750	\$0.000	\$34.750
10.	Consolidation Coal	9,KY,225	S	20,779.60	N/A	\$0.00	\$26.500	\$0.000	\$26.500	\$0.000	\$26.500
11.	Oxbow Carbon Intern'l	N/A	S	16,917.00	N/A	\$0.00	\$13.000	\$0.000	\$13.000	\$0.000	\$13.000
12.	Sugar Camp	10,IL,059	S	41,224.80	N/A	\$0.00	\$25.760	\$0.000	\$25.760	\$0.000	\$25.760
13.											

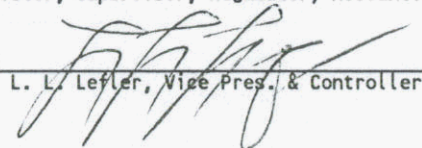
(1) As Electro-Coal Transfer Facility is a central storage site for coal prior to its delivery to the power plant, the coal from suppliers noted on this schedule is usually delivered to Big Bend Station but could ultimately be delivered to Gannon Station.

(2) Tampa Electric purchases coal F.O.B. shipping point or F.O.B. destination.

MONTHLY REPORT OF COST AND QUALITY OF COAL FOR ELECTRIC PLANTS  
DETAIL OF TRANSPORTATION CHARGES

1. Reporting Month: October Year: 1994
2. Reporting Company: Tampa Electric Company
3. Plant Name: Electro-Coal Transfer Facility - Big Bend Station (1)

4. Name, Title & Telephone Number of Contact Person Concerning Data  
Submitted on this Form: Jeffrey Chronister, Supervisor, Regulatory Accounting  
(813) 228 - 1609

5. Signature of Official Submitting Form:   
L. L. Lefler, Vice Pres. & Controller

6. Date Completed: December 15, 1994


Line No. (a)	Supplier Name (b)	Mine Location (c)	Shipping Point (d)	Transport Mode (e)	Tons (f)	(2) Effective Purchase Price (\$/Ton) (g)	Add'l Shorthaul & Loading Charges (\$/Ton) (h)	Rail Charges		Waterborne Charges					Total Transportation Charges (\$/Ton) (p)	Delivered Price Transfer Facility (\$/Ton) (q)
								Rail Rate (\$/Ton) (i)	Other Rail Charges (\$/Ton) (j)	River Barge Rate (\$/Ton) (k)	Trans-loading Rate (\$/Ton) (l)	Ocean Barge Rate (\$/Ton) (m)	Other Water Charges (\$/Ton) (n)	Other Related Charges (\$/Ton) (o)		
1.	Zeigler Coal	10,IL,145,157	Randolph & Perry Cnty, IL	RB	87,259.40	\$43.247	\$0.000	\$0.000	\$0.000	\$0.000	\$0.000	\$0.000	\$0.000	\$0.000	\$0.000	\$43.247
2.	Mapco	9,KY,233	Webster Cnty, KY	RB	52,007.30	\$31.320	\$0.000	\$0.000	\$0.000	\$13.850	\$0.000	\$0.000	\$0.000	\$0.000	\$13.850	\$45.170
3.	Consolidation Coal	9,KY,225	Union Cnty, KY	RB	59,531.60	\$36.956	\$0.000	\$0.000	\$0.000	\$5.500	\$0.000	\$0.000	\$0.000	\$0.000	\$5.500	\$42.456
4.	Consolidation Coal	3,W.VA.,061	Monongalia Cnty, W.Va.	RB	35,022.54	\$31.250	\$0.000	\$0.000	\$0.000	\$8.650	\$0.000	\$0.000	\$0.000	\$0.000	\$8.650	\$39.900
5.	Zeigler Coal	10,IL,145,157	Randolph & Perry Cnty, IL	RB	37,215.50	\$19.590	\$0.000	\$0.000	\$0.000	\$4.120	\$0.000	\$0.000	\$0.000	\$0.000	\$4.120	\$23.710
6.	Basin Resources	17,CO,071	Las Animas Cnty, CO.	R&B	61,422.06	\$25.492	\$0.000	\$12.610	\$0.000	\$2.930	\$0.000	\$0.000	\$0.000	\$0.000	\$15.540	\$41.032
7.	Unionvale	2,PA,059	Greene Cnty, PA.	RB	7,898.53	\$34.250	\$0.000	\$0.000	\$0.000	\$0.000	\$0.000	\$0.000	\$0.000	\$0.000	\$0.000	\$34.250
8.	Unionvale	3,W.VA,049	Marion Cnty, W. VA.	RB	1,726.82	\$34.250	\$0.000	\$0.000	\$0.000	\$0.000	\$0.000	\$0.000	\$0.000	\$0.000	\$0.000	\$34.250
9.	Unionvale	3,W.VA,009	Brooke Cnty, W. VA.	RB	3,157.85	\$34.750	\$0.000	\$0.000	\$0.000	\$0.000	\$0.000	\$0.000	\$0.000	\$0.000	\$0.000	\$34.750
10.	Consolidation Coal	9,KY,225	Union Cnty, KY	RB	20,779.60	\$26.500	\$0.000	\$0.000	\$0.000	\$5.500	\$0.000	\$0.000	\$0.000	\$0.000	\$5.500	\$32.000
11.	Oxbow Carbon Intern'l	N/A	N/A	RB	16,917.00	\$13.000	\$0.000	\$0.000	\$0.000	\$0.000	\$0.000	\$0.000	\$0.000	\$0.000	\$0.000	\$13.000
12.	Sugar Camp	10,IL,059	Gallatin Cnty, IL	RB	41,224.80	\$25.760	\$0.000	\$0.000	\$0.000	\$3.030	\$0.000	\$0.000	\$0.000	\$0.000	\$3.030	\$28.790
13.																

(1) As Electro-Coal Transfer Facility is a central storage site for coal prior to its delivery to the power plant, the coal from suppliers noted on this schedule is usually delivered to Big Bend Station but could ultimately be delivered to Gannon Station.

(2) Tampa Electric purchases coal F.O.B. shipping point or F.O.B. destination.

MONTHLY REPORT OF COST AND QUALITY OF COAL FOR ELECTRIC PLANTS  
ORIGIN, TONNAGE, DELIVERED PRICE AND AS RECEIVED QUALITY

- 1. Reporting Month: October Year: 1994
- 2. Reporting Company: Tampa Electric Company
- 3. Plant Name: Electro-Coal Transfer Facility - Gannon Station (1)

- 4. Name, Title & Telephone Number of Contact Person Concerning Data  
Submitted on this Form: Jeffrey Chronister, Supervisor, Regulatory Accounting  
(813) 228 - 1609
- 5. Signature of Official Submitting Form: 
- 6. Date Completed: December 15, 1994

L. L. Letler, Vice Pres. & Controller


Line No. (a)	Supplier Name (b)	Mine Location (c)	Purchase Type (d)	Transport Mode (e)	Tons (f)	Effective Purchase Price (\$/Ton) (g)	Total Transport Charges (\$/Ton) (h)	Delivered Price Transfer Facility (\$/Ton) (i)	As Received Coal Quality			
									Sulfur Content % (j)	BTU Content (BTU/lb) (k)	Ash Content % (l)	Moisture Content % (m)
1.	Gatliff Coal	9,KY,235	LTC	R&B	19,366.00	\$40.295	\$21.575	\$61.870	1.02	12,886	7.05	6.61
2.	Gatliff Coal	8,TN,013	LTC	R&B	27,167.00	\$40.295	\$11.650	\$51.945	1.02	12,886	7.05	6.61
3.	Thunder Basin	19,WY,005	LTC	R&B	11,501.36	\$5.500	\$18.260	\$23.760	0.30	8,599	5.72	27.87

(1) As Electro-Coal Transfer Facility is a central storage site for coal prior to its delivery to the power plant, the coal from suppliers noted on this schedule is usually delivered to Gannon Station but could ultimately be delivered to Big Bend Station.



FPSC Form 423-2(a)

MONTHLY REPORT OF COST AND QUALITY OF COAL FOR ELECTRIC PLANTS  
DETAILED PURCHASED COAL INVOICE INFORMATION

- |   |  |
|---|--|
| <p>1. Reporting Month: October Year: 1994</p> <p>2. Reporting Company: Tampa Electric Company</p> <p>3. Plant Name: Electro-Coal Transfer Facility - Gannon Station (1)</p> | <p>4. Name, Title &amp; Telephone Number of Contact Person Concerning Data<br/>Submitted on this Form: Jeffrey Chronister, Supervisor, Regulatory Accounting<br/>(813) 228 - 1609</p> <p>5. Signature of Official Submitting Form: <br/>L. L. Kefler, Vice Pres. &amp; Controller</p> <p>6. Date Completed: December 15, 1994</p> |
|---|--|

Line No. (a)	Supplier Name (b)	Mine Location (c)	Purchase Type (d)	Tons (e)	F.O.B.(2) Mine Price (\$/Ton) (f)	Shorthaul & Loading Charges (\$/Ton) (g)	Original Invoice Price (\$/Ton) (h)	Retro-active Price Adjustments (\$/Ton) (i)	Base Price (\$/Ton) (j)	Quality Adjust-ments (\$/Ton) (k)	Effective Purchase Price (\$/Ton) (l)
1.	Gatliff Coal	9,KY,235	LTC	19,366.00	N/A	\$0.000	\$40.295	\$0.000	\$40.295	\$0.000	\$40.295
2.	Gatliff Coal	8,TN,013	LTC	27,167.00	N/A	\$0.000	\$40.295	\$0.000	\$40.295	\$0.000	\$40.295
3.	Thunder Basin	19,WY,005	LTC	11,501.36	N/A	\$0.000	\$5.500	\$0.000	\$5.500	\$0.000	\$5.500


- (1) As Electro-Coal Transfer Facility is a central storage site for coal prior to its delivery to the power plant, the coal from suppliers noted on this schedule is usually delivered to Gannon Station but could ultimately be delivered to Big Bend Station.
- (2) Tampa Electric purchases coal F.O.B. shipping point or F.O.B. destination.

FPSC FORM 423-2(a) (2/87)

MONTHLY REPORT OF COST AND QUALITY OF COAL FOR ELECTRIC PLANTS  
DETAIL OF TRANSPORTATION CHARGES

1. Reporting Month: October Year: 1994
2. Reporting Company: Tampa Electric Company
3. Plant Name: Electro-Coal Transfer Facility - Gannon Station (1)

4. Name, Title & Telephone Number of Contact Person Concerning Data  
Submitted on this Form: Jeffrey Chronister, Supervisor, Regulatory Accounting  
(813) 228 - 1609

5. Signature of Official Submitting Form:   
L. L. Lefler, Vice Pres. & Controller

6. Date Completed: December 15, 1994


Line No. (a)	Supplier Name (b)	Mine Location (c)	Shipping Point (d)	Transport Mode (e)	Tons (f)	(2) Effective Purchase Price (\$/Ton) (g)	Add'l Shorthaul & Loading Charges (\$/Ton) (h)	Rail Charges			Waterborne Charges				Total Transportation Charges (\$/Ton) (p)	Delivered Price Transfer Facility (\$/Ton) (q)
								Rail Rate (\$/Ton) (i)	Other Rail Charges (\$/Ton) (j)	River Barge Rate (\$/Ton) (k)	Trans-loading Rate (\$/Ton) (l)	Ocean Barge Rate (\$/Ton) (m)	Other Water Charges (\$/Ton) (n)	Other Related Charges (\$/Ton) (o)		
1.	Gatliff Coal	9,KY,235	Union & Webster Cnty, KY	R&B	19,366.00	\$40.295	\$0.000	\$7.305	\$0.000	\$14.270	\$0.000	\$0.000	\$0.000	\$0.000	\$21.575	\$61.870
2.	Gatliff Coal	8,TN,013	Campbell Cnty, TN	R&B	27,167.00	\$40.295	\$0.000	\$8.110	\$0.000	\$3.540	\$0.000	\$0.000	\$0.000	\$0.000	\$11.650	\$51.945
3.	Thunder Basin	19,WY,005	Campbell Cnty, WY	R&B	11,501.36	\$5.500	\$0.000	\$15.330	\$0.000	\$2.930	\$0.000	\$0.000	\$0.000	\$0.000	\$18.260	\$23.760

(1) As Electro-Coal Transfer Facility is a central storage site for coal prior to its delivery to the power plant, the coal from suppliers noted on this schedule is usually delivered to Gannon Station but could ultimately be delivered to Big Bend Station.

(2) Tampa Electric purchases coal F.O.B. shipping point or F.O.B. destination.

MONTHLY REPORT OF COST AND QUALITY OF COAL FOR ELECTRIC PLANTS  
ORIGIN, TONNAGE, DELIVERED PRICE AND AS RECEIVED QUALITY

4. Name, Title & Telephone Number of Contact Person Concerning Data  
Submitted on this Form: Jeffrey Chronister, Supervisor, Regulatory Accounting  
(813) 228 - 1609

5. Signature of Official Submitting Form:   
L. L. Lefler, Vice Pres. & Controller

6. Date Completed: December 15, 1994


1. Reporting Month: October Year: 1994

2. Reporting Company: Tampa Electric Company

3. Plant Name: Big Bend Station

Line No. (a)	Supplier Name (b)	Mine Location (c)	Purchase Type (d)	Transport Mode (e)	Tons (f)	Effective Purchase Price (\$/Ton) (g)	Total Transport Charges (\$/Ton) (h)	FOB Plant Price (\$/Ton) (i)	As Received Coal Quality			
									Sulfur Content % (j)	BTU Content (BTU/lb) (k)	Ash Content % (l)	Moisture Content % (m)
1.	Transfer Facility	N/A	N/A	OB	335,543.00	\$36.134	\$9.816	\$45.950	2.62	12,028	8.21	9.22

MONTHLY REPORT OF COST AND QUALITY OF COAL FOR ELECTRIC PLANTS  
DETAILED PURCHASED COAL INVOICE INFORMATION

- |  |  |
|--|--|
| <p>1. Reporting Month: October Year: 1994</p> <p>2. Reporting Company: Tampa Electric Company</p> <p>3. Plant Name: Big Bend Station</p> | <p>4. Name, Title &amp; Telephone Number of Contact Person Concerning Data<br/>Submitted on this Form: Jeffrey Chronister, Supervisor, Regulatory Accounting<br/>(813) 228 - 1609</p> <p>5. Signature of Official Submitting Form: </p> <p>6. Date Completed: December 15, 1994</p> |
|--|--|


L. L. Lefler, Vice Pres. & Controller

Line No. (a)	Supplier Name (b)	Mine Location (c)	Purchase Type (d)	Tons (e)	F.O.B. Mine Price (\$/Ton) (f)	Shorthaul & Loading Charges (\$/Ton) (g)	Original Invoice Price (\$/Ton) (h)	Retro-active Price Adjustments (\$/Ton) (i)	Base Price (\$/Ton) (j)	Quality Adjustments (\$/Ton) (k)	Effective Purchase Price (\$/Ton) (l)
1.	Transfer Facility	N/A	N/A	335,543.00	N/A	\$0.000	\$36.134	\$0.000	\$36.134	\$0.000	\$36.134

MONTHLY REPORT OF COST AND QUALITY OF COAL FOR ELECTRIC PLANTS  
DETAIL OF TRANSPORTATION CHARGES

- 1. Reporting Month: October Year: 1994
- 2. Reporting Company: Tampa Electric Company
- 3. Plant Name: Big Bend Station

4. Name, Title & Telephone Number of Contact Person Concerning Data  
Submitted on this Form: Jeffrey Chronister, Supervisor, Regulatory Accounting  
(813) 228 - 1609


5. Signature of Official Submitting Form:   
U. L. Lefler, Vice Pres. & Controller

6. Date Completed: December 15, 1994

Line No. (a)	Supplier Name (b)	Mine Location (c)	Shipping Point (d)	Transport Mode (e)	Tons (f)	Effective Purchase Price (\$/Ton) (g)	Add'l Shorthaul & Loading Charges (\$/Ton) (h)	Rail Charges		Waterborne Charges					Total Transportation Charges (\$/Ton) (p)	FOB Plant Price (\$/Ton) (q)	
								Rail Rate (\$/Ton) (i)	Other Rail Charges (\$/Ton) (j)	River Barge Rate (\$/Ton) (k)	Trans-loading Rate (\$/Ton) (l)	Ocean Barge Rate (\$/Ton) (m)	Other Water Charges (\$/Ton) (n)	Other Related Charges (\$/Ton) (o)			
1.	Transfer Facility	N/A	Davant, La.	OB	335,543.00	\$36.134	\$0.000	\$0.000	\$0.000	\$0.000	\$0.000	\$0.000	\$0.000	\$0.000	\$0.000	\$9.816	\$45.950

MONTHLY REPORT OF COST AND QUALITY OF COAL FOR ELECTRIC PLANTS  
ORIGIN, TONNAGE, DELIVERED PRICE AND AS RECEIVED QUALITY

- 1. Reporting Month: October Year: 1994
- 2. Reporting Company: Tampa Electric Company
- 3. Plant Name: Gannon Station

- 4. Name, Title & Telephone Number of Contact Person Concerning Data  
Submitted on this Form: Jeffrey Chronister, Supervisor, Regulatory Accounting  
(813) 228 - 1609
- 5. Signature of Official Submitting Form:   
L. L. Lefler, Vice Pres. & Controller
- 6. Date Completed: December 15, 1994


Line No. (a)	Supplier Name (b)	Mine Location (c)	Purchase Type (d)	Transport Mode (e)	Tons (f)	Effective Purchase Price (\$/Ton) (g)	Total Transport Charges (\$/Ton) (h)	FOB Plant Price (\$/Ton) (i)	As Received Coal Quality			
									Sulfur Content % (j)	BTU Content (BTU/lb) (k)	Ash Content % (l)	Moisture Content % (m)
1.	Transfer Facility	N/A	N/A	OB	16,486.00	\$55.324	\$9.840	\$65.164	1.15	12,602	7.08	8.00
2.	Gatliff Coal	8,KY,235	LTC	UR	81,729.00	\$40.295	\$17.757	\$58.052	1.08	12,749	6.61	8.36
3.	Gatliff Coal	8,KY,195	S	UR	49,472.00	\$40.295	\$17.828	\$58.123	0.94	13,000	8.22	5.19

MONTHLY REPORT OF COST AND QUALITY OF COAL FOR ELECTRIC PLANTS  
DETAILED PURCHASED COAL INVOICE INFORMATION

1. Reporting Month: October Year: 1994  
 2. Reporting Company: Tampa Electric Company  
 3. Plant Name: Gannon Station

4. Name, Title & Telephone Number of Contact Person Concerning Data  
 Submitted on this Form: Jeffrey Chronister, Supervisor, Regulatory Accounting  
 (813) 228 - 1609

5. Signature of Official Submitting Form:

  
 L. L. Lefler, Vice Pres. & Controller

6. Date Completed: December 15, 1994

Line No. (a)	Supplier Name (b)	Mine Location (c)	Purchase Type (d)	Tons (e)	F.O.B. Mine Price (\$/Ton) (f)	Shorthaul & Loading Charges (\$/Ton) (g)	Original Invoice Price (\$/Ton) (h)	Retro-active Price Adjustments (\$/Ton) (i)	Base Price (\$/Ton) (j)	Quality Adjustments (\$/Ton) (k)	Effective Purchase Price (\$/Ton) (l)
1.	Transfer Facility	N/A	N/A	16,486.00	N/A	\$0.000	\$55.324	\$0.000	\$55.324	\$0.000	\$55.324
2.	Gatliff Coal	8,KY,235	LTC	81,729.00	N/A	\$0.000	\$40.295	\$0.000	\$40.295	\$0.000	\$40.295
3.	Gatliff Coal	8,KY,195	S	49,472.00	N/A	\$0.000	\$40.295	\$0.000	\$40.295	\$0.000	\$40.295

MONTHLY REPORT OF COST AND QUALITY OF COAL FOR ELECTRIC PLANTS  
DETAIL OF TRANSPORTATION CHARGES

1. Reporting Month: October Year: 1994  
 2. Reporting Company: Tampa Electric Company  
 3. Plant Name: Gannon Station

4. Name, Title & Telephone Number of Contact Person Concerning Data  
 Submitted on this Form: Jeffrey Chronister, Supervisor, Regulatory Accounting  
 (813) 228 - 1609

5. Signature of Official Submitting Form:   
 L. L. Lefler, Vice Pres. & Controller

6. Date Completed: December 15, 1994


Line No. (a)	Supplier Name (b)	Mine Location (c)	Shipping Point (d)	Transport Mode (e)	Tons (f)	Effective Purchase Price (\$/Ton) (g)	Add'l Shorthaul & Loading Charges (\$/Ton) (h)	Rail Charges		Waterborne Charges					Total Transportation Charges (\$/Ton) (p)	FOB Plant Price (\$/Ton) (q)	
								Rail Rate (\$/Ton) (i)	Other Rail Charges (\$/Ton) (j)	River Barge Rate (\$/Ton) (k)	Trans-loading Rate (\$/Ton) (l)	Ocean Barge Rate (\$/Ton) (m)	Other Water Charges (\$/Ton) (n)	Other Related Charges (\$/Ton) (o)			
1.	Transfer Facility	N/A	Davant, La.	OB	16,486.00	\$55.324	\$0.000	\$0.000	\$0.000	\$0.000	\$0.000	\$0.000	\$0.000	\$0.000	\$0.000	\$9.840	\$65.164
2.	Gatliff Coal	8,KY,235	Whitley Cnty, KY	UR	81,729.00	\$40.295	\$0.000	\$17.757	\$0.000	\$0.000	\$0.000	\$0.000	\$0.000	\$0.000	\$0.000	\$17.757	\$58.052
3.	Gatliff Coal	8,KY,195	Pike Cnty, KY	UR	49,472.00	\$40.295	\$0.000	\$17.828	\$0.000	\$0.000	\$0.000	\$0.000	\$0.000	\$0.000	\$0.000	\$17.828	\$58.123



MONTHLY REPORT OF COST AND QUALITY OF COAL FOR ELECTRIC PLANTS  
REPORT OF ADJUSTMENTS TO PREVIOUS COAL DELIVERED

1. Reporting Month: October Year: 1994  
2. Reporting Company: Tampa Electric Company

3. Name, Title & Telephone Number of Contact Person Concerning Data  
Submitted on this Form: Jeffrey Chronister, Supervisor, Regulatory Accounting  
(813) 228 - 1609

4. Signature of Official Submitting Form:   
L. L. Letter, Vice Pres. & Controller

5. Date Completed: December 15, 1994

Line No. (a)	Month Reported (b)	Form Plant Name (c)	Intended Generating Plant (d)	Supplier (e)	Original Line Number (f)	Old Volume Tons (g)	Form No. (h)	Column Designator & Title (i)	Old Value (j)	New Value (k)	Delivered Price Facility (\$/Ton) (l)	Reason for Revision (m)
1.	January, 1994	Transfer Facility	Big Bend	Consolidation Coal	4.	17,286.00	423-2(b)	Col. (k), Quality Adj.	\$0.000	\$0.887	\$51.021	Quality Adj.
2.	February, 1994	Transfer Facility	Big Bend	Consolidation Coal	4.	22,331.00	423-2(b)	Col. (k), Quality Adj.	\$0.000	\$0.887	\$51.429	Quality Adj.
3.	April, 1994	Transfer Facility	Big Bend	Mapco	3.	30,301.85	423-2(a)	Col. (k), Quality Adj.	\$0.000	(\$0.006)	\$44.654	Quality Adj.
4.	May, 1994	Transfer Facility	Big Bend	Mapco	3.	37,926.95	423-2(a)	Col. (k), Quality Adj.	\$0.000	(\$0.006)	\$44.654	Quality Adj.
5.	June, 1994	Transfer Facility	Big Bend	Mapco	3.	29,937.87	423-2(a)	Col. (k), Quality Adj.	\$0.000	(\$0.006)	\$44.654	Quality Adj.
6.	July, 1994	Transfer Facility	Big Bend	Basin Resources	10.	100,158.17	423-2(b)	Col. (i), Rail Rate	\$11.530	\$12.610	\$41.048	Transportation Cost Adj
7.	July, 1994	Transfer Facility	Big Bend	Basin Resources	11.	13,015.00	423-2(b)	Col. (f), Tonnage Adj	13,015.00	13,015.80	\$39.730	Tonnage Adj.
8.	July, 1994	Transfer Facility	Big Bend	Basin Resources	11.	13,015.80	423-2(b)	Col. (i), Rail Rate	\$11.530	\$12.610	\$40.810	Transportation Cost Adj
9.	August, 1994	Transfer Facility	Big Bend	Basin Resources	9.	38,487.68	423-2(b)	Col. (i), Rail Rate	\$11.530	\$12.610	\$41.273	Transportation Cost Adj
10.	September, 1994	Transfer Facility	Big Bend	Basin Resources	6.	63,664.10	423-2(b)	Col. (f), Tonnage Adj	63,664.10	63,664.12	\$39.730	Tonnage Adj.
11.	September, 1994	Transfer Facility	Big Bend	Basin Resources	6.	63,664.12	423-2(b)	Col. (i), Retro Price Adj.	\$0.000	\$0.006	\$40.966	Retroactive Price Adj
12.	July, 1994	Transfer Facility	Big Bend	Consolidation Coal	4.	105,110.60	423-2(b)	Col. (f), Tonnage Adj	105,110.60	28,192.00	\$46.176	Tonnage Adj.
13.	July, 1994	Transfer Facility	Big Bend	Consolidation Coal	4.	0.00	423-2(b)	Col. (f), Tonnage Adj	0.00	76,918.60	\$46.176	Tonnage Adj.
14.	July, 1994	Transfer Facility	Big Bend	Consolidation Coal	4.	76,918.60	423-2(b)	Col. (i), Retro Price Adj.	\$0.000	\$1.000	\$47.176	Retroactive Price Adj
15.	August, 1994	Transfer Facility	Big Bend	Consolidation Coal	4.	69,991.70	423-2(b)	Col. (f), Tonnage Adj	69,991.70	15,278.60	\$42.456	Tonnage Adj.

MONTHLY REPORT OF COST AND QUALITY OF COAL FOR ELECTRIC PLANTS  
 REPORT OF ADJUSTMENTS TO PREVIOUS COAL DELIVERED

1. Reporting Month: October Year: 1994  
 2. Reporting Company: Tampa Electric Company

3. Name, Title & Telephone Number of Contact Person Concerning Data  
 Submitted on this Form: Jeffrey Chronister, Supervisor, Regulatory Accounting  
 (813) 228 - 1609

4. Signature of Official Submitting Form:   
 L. L. Lefler, Vice Pres. & Controller

5. Date Completed: December 15, 1994

Line No. (a)	Month Reported (b)	Form Plant Name (c)	Intended Generating Plant (d)	Supplier (e)	Original Line Number (f)	Old Volume Tons (g)	Form No. (h)	Column Designator & Title (i)	Old Value (j)	New Value (k)	Delivered Price Transfer Facility (\$/Ton) (l)	Reason for Revision (m)
1.	August, 1994	Transfer Facility	Big Bend	Consolidation Coal	4.	0.00	423-2(b)	Col. (f), Tonnage Adj	0.00	54,713.10	\$42.456	Tonnage Adj.
2.	August, 1994	Transfer Facility	Big Bend	Consolidation Coal	4.	54,713.10	423-2(b)	Col. (i), Retro Price Adj.	\$0.000	\$1.000	\$43.456	Retroactive Price Adj
3.												
4.												
5.												
6.												
7.												
8.												
9.												
10.												
11.												
12.												
13.												
14.												
15.												