

SCANNED

990001

ATTACHMENT C

Florida Power Corporation
Docket No. 950001-EI


Request for Specified Confidential Treatment

DECLASSIFIED

423 Forms for January, 1995

CONFIDENTIAL COPY

(confidential information denoted with shading)



MONTHLY REPORT OF COST AND QUALITY OF FUEL OIL FOR ELECTRIC PLANTS
DETAIL OF INVOICE AND TRANSPORTATION CHARGES

SPECIFIED CONFIDENTIAL

1. REPORTING MONTH: Jan-95

3. NAME, TITLE & TELEPHONE NUMBER OF CONTACT PERSON CONCERNING DATA
SUBMITTED ON THIS FORM: JOSEPH K. McENTEGART SR. FUEL ACCOUNTANT (813) 866-4550

2. REPORTING COMPANY: FLORIDA POWER CORPORATION

4. SIGNATURE OF OFFICIAL SUBMITTING REPORT: *David P. Develle*
DAVID P. DEVELLE, DIRECTOR, REGULATORY ACCOUNTING

5. DATE COMPLETED: 03/01/95

LINE NO. (a)	PLANT NAME (b)	SUPPLIER NAME (c)	DELIVERY LOCATION (d)	DELIVERY DATE (e)	TYPE OIL (f)	VOLUME (Bbls) (g)	INVOICE PRICE (\$/Bbl) (h)	INVOICE AMOUNT (\$) (i)	DISCOUNT (\$) (j)	NET AMOUNT (\$) (k)	NET PRICE (\$/Bbl) (l)	QUALITY ADJUST (\$/Bbl) (m)	EFFECTIVE PURCHASE PRICE (\$/Bbl) (n)	TRANSPORT TO TERMINAL (\$/Bbl) (o)	ADDITIONAL TRANSPORT CHARGES (\$/Bbl) (p)	OTHER CHARGES (\$/Bbl) (q)	DELIVERED PRICE (\$/Bbl) (r)
1	ANCLOTE	BP OIL COMPANY	FOB PLANT	01/95	F02	5,285	\$21.2149	\$112,120.69	\$0.0000	\$112,120.69	\$21.2149	\$0.0000	\$21.2149	\$0.0000	\$0.6567	\$0.8690	\$22.7406
2	AVON PARK PEAKERS	BP OIL COMPANY	FOB PLANT	01/95	F02	1,068	\$20.9493	\$22,373.88	\$0.0000	\$22,373.88	\$20.9493	\$0.0000	\$20.9493	\$0.0000	\$1.0988	\$0.8702	\$22.9184
3	BARTOW	NO DELIVERIES															
4	BARTOW NORTH FUEL TERMINAL	COASTAL FUELS MARKETING	FOB TERMINAL	01/95	F06	116,220	\$15.0850	\$1,753,180.51	\$0.0000	\$1,753,180.51	\$15.0850	\$0.0000	\$15.0850	\$0.0000	\$0.0000	\$0.0700	\$15.1550
5	BARTOW PEAKERS	COASTAL FUELS MARKETING	FOB PLANT	01/95	F02	10,164	\$21.7553	\$221,121.02	\$0.0000	\$221,121.02	\$21.7553	\$0.0000	\$21.7553	\$0.0000	\$0.0000	\$0.8699	\$22.6252
6	BARTOW SOUTH FUEL TERMINAL	NO DELIVERIES															
7	BAYBORO PEAKERS	NO DELIVERIES															
8	CRYSTAL RIVER NORTH	BP OIL COMPANY	FOB PLANT	01/95	F02	5,638	\$21.1107	\$119,022.09	\$0.0000	\$119,022.09	\$21.1107	\$0.0000	\$21.1107	\$0.0000	\$1.0915	\$0.8694	\$23.0716
9	CRYSTAL RIVER SOUTH	BP OIL COMPANY	FOB PLANT	01/95	F02	4,075	\$21.2403	\$86,554.34	\$0.0000	\$86,554.34	\$21.2403	\$0.0000	\$21.2403	\$0.0000	\$1.0914	\$0.8694	\$23.2011
10	DEBARY PEAKERS	COASTAL FUELS MARKETING	FOB PLANT	01/95	F02	10,416	\$23.1905	\$241,551.86	\$0.0000	\$241,551.86	\$23.1905	\$0.0000	\$23.1905	\$0.0000	\$0.0000	\$0.8699	\$24.0604
11	HIGGINS STEAM PLANT	NO DELIVERIES															
12	HIGGINS PEAKERS	NO DELIVERIES															
13	INTERSESSION CITY PEAKERS	NO DELIVERIES															
14	CRYSTAL RIVER NUCLEAR PLANT	BP OIL COMPANY	FOB PLANT	01/95	F02	176	\$32.1057	\$5,650.61	\$0.0000	\$5,650.61	\$32.1057	\$0.0000	\$32.1057	\$0.0000	\$1.1022	\$0.8680	\$34.0759
15	PORT SAINT JOE PEAKERS	NO DELIVERIES															
16	RIOT PINAR PEAKERS	NO DELIVERIES															
17	SUWANNEE STEAM PLANT	COASTAL FUELS MARKETING	FOB PLANT	01/95	F06	2,464	\$16.7716	\$41,325.34	\$0.0000	\$41,325.34	\$16.7716	\$0.0000	\$16.7716	\$0.0000	\$1.6355	\$0.0698	\$18.4769
18	SUWANNEE PEAKERS	NO DELIVERIES															

DOCUMENT NUMBER-DATE
02837 MAR 16 88
FPSC-RECORDS/REPORTING

MONTHLY REPORT OF COST AND QUALITY OF COAL FOR ELECTRIC PLANTS
ORIGIN, TONNAGE, DELIVERED PRICE AND AS RECEIVED QUALITY

- 1. Report for: Mo. January Yr. 1995
- 2. Reporting Company: Florida Power Corporation
- 3. Plant Name: Transfer Facility IMT

4. Name, Title and Telephone Number of Contact
Person Concerning Data Submitted on this Form
Delmar J. Clark Jr., Financial Analyst - Regulatory
(813) 824-6491

**SPECIFIED
CONFIDENTIAL**

5. Signature of Official Submitting Report


Delmar J. Clark Jr., Financial Analyst - Regulatory

6. Date Completed: March 15, 1995

Line No.	Supplier Name	Mine Location	Purchase Type	Transportation Mode	Tons	Effective Purchase Price (\$/Ton)	Total Transportation Cost (\$/Ton)	F.O.B. Plant Price (\$/Ton)	As Received Coal Quality			
									Percent Sulfur (%)	Btu Content (Btu/lb)	Percent Ash (%)	Percent Moisture (%)
(a)	(b)	(c)	(d)	(e)	(f)	(g)	(h)	(i)	(j)	(k)	(l)	(m)
1.	A. T. Massey Coal Co.	08, Wv, 099	LTC	TR&B	20,662	\$26.50	\$15.93	\$42.43	0.68	12,468	9.96	7.24
2.	A. T. Massey Coal Co.	08, Wv, 005	LTC	TR&B	30,171	\$26.50	\$15.93	\$42.43	0.68	12,468	9.96	7.24
3.	A. T. Massey Coal Co.	08, Ky, 159	LTC	TR&B	11,092	\$26.50	\$15.93	\$42.43	0.68	12,468	9.96	7.24
4.	A. T. Massey Coal Co.	08, Wv, 005	LTC	TR&B	1,722	\$25.18	\$15.93	\$41.11	0.78	12,201	12.56	6.02
5.	Kentucky May Coal Co.	08, Ky, 019	LTC	B	26,207	\$29.30	\$15.93	\$45.23	0.97	12,034	9.55	9.09
6.	Pen Coal Company	08, Ky, 019	LTC	B	14,963	\$28.05	\$15.93	\$43.98	0.97	12,491	9.24	6.67
7.	Ikerd-Bandy	08, Ky, 193	STC	B	23,366	\$23.60	\$15.93	\$39.53	0.74	12,269	10.22	6.90
8.	Koch Carbon, Inc.	N/A	S	GB	3,199	\$4.00	\$11.70	\$15.70	4.59	13,441	0.20	12.17

MONTHLY REPORT OF COST AND QUALITY OF COAL FOR ELECTRIC PLANTS
ORIGIN, TONNAGE, DELIVERED PRICE AND AS RECEIVED QUALITY



- 1. Report for: Mo. January Yr. 1995
- 2. Reporting Company: Florida Power Corporation
- 3. Plant Name: Crystal River 1 & 2

**SPECIFIED
CONFIDENTIAL**

4. Name, Title and Telephone Number of Contact Person Concerning Data Submitted on this Form
Delmar J. Clark Jr., Financial Analyst – Regulatory
(813) 824-6491

5. Signature of Official Submitting Report

Delmar J. Clark Jr.
Delmar J. Clark Jr., Financial Analyst – Regulatory

6. Date Completed: March 15, 1995

Line No.	Supplier Name	Mine Location	Purchase Type	Transpor- tation Mode	Tons	Effective Purchase Price (\$/Ton)	Total Transpor- tation Cost (\$/Ton)	F.O.B. Plant Price (\$/Ton)	As Received Coal Quality			
									Percent Sulfur (%)	Btu Content (Btu/lb)	Percent Ash (%)	Percent Moisture (%)
(a)	(b)	(c)	(d)	(e)	(f)	(g)	(h)	(i)	(j)	(k)	(l)	(m)
1.	New Horizons Coal, Inc.	08,Ky,095	LTC	UR	9,906	\$28.13	\$15.89	\$44.02	1.02	12,260	10.03	7.21
2.	Consolidation Coal Sales	08,Ky,025	LTC	UR	18,182	\$24.18	\$16.11	\$40.29	0.99	12,070	9.01	8.60
3.	Arch of Kentucky	08,Ky,095	LTC	UR	28,842	\$27.25	\$15.98	\$43.23	0.98	13,209	6.52	6.35
4.	Ikerd – Bandy	08,Ky,013	STC	UR	19,290	\$24.45	\$15.98	\$40.43	1.04	12,518	8.20	8.07
5.	Kentucky May Coal Co.	08,Ky,133	S	UR	18,668	\$24.10	\$16.11	\$40.21	1.12	12,419	10.06	6.78
6.	Transfer Facility	N/A	LTC	OB	42,449	\$42.28	\$7.60	\$49.88	1.29	12,428	9.29	7.08

MONTHLY REPORT OF COST AND QUALITY OF COAL FOR ELECTRIC PLANTS
ORIGIN, TONNAGE, DELIVERED PRICE AND AS RECEIVED QUALITY

- 1. Report for: Mo. January Yr. 1995
- 2. Reporting Company: Florida Power Corporation
- 3. Plant Name: Crystal River 4 & 5

**SPECIFIED
CONFIDENTIAL**

4. Name, Title and Telephone Number of Contact Person Concerning Data Submitted on this Form
Delmar J. Clark Jr., Financial Analyst - Regulatory
(813) 824-6491

5. Signature of Official Submitting Report


Delmar J. Clark Jr., Financial Analyst - Regulatory

6. Date Completed: March 15, 1995

Line No.	Supplier Name	Mine Location	Purchase Type	Transpor- tation Mode	Tons	Effective Purchase Price (\$/Ton)	Total Transpor- tation Cost (\$/Ton)	F.O.B. Plant Price (\$/Ton)	As Received Coal Quality			
									Percent Sulfur (%)	Btu Content (Btu/lb)	Percent Ash (%)	Percent Moisture (%)
(a)	(b)	(c)	(d)	(e)	(f)	(g)	(h)	(i)	(j)	(k)	(l)	(m)
1.	Powell Mtn. Joint Venture	08,Va,105	LTC	UR	38,380	\$37.25	\$15.99	\$53.24	0.73	12,302	10.00	7.35
2.	Golden Oak Mining Co.	08,Ky,133	LTC	UR	67,332	\$28.41	\$17.09	\$45.50	0.68	12,915	7.57	6.60
3.	Franklin Coal Sales	08,Ky,195	LTC	UR	28,796	\$26.25	\$16.12	\$42.37	0.62	12,972	7.80	7.40
4.	Diamond May Coal Company	08,Ky,119	S	UR	29,504	\$26.25	\$17.09	\$43.34	0.70	12,444	8.80	7.70
5.	Diamond May Coal Company	08,Ky,119	STC	UR	18,086	\$26.50	\$17.09	\$43.59	0.68	12,612	7.95	7.70
6.	Transfer Facility	N/A	LTC	OB	85,470	\$44.42	\$7.60	\$52.02	0.70	12,484	9.45	6.37

MONTHLY REPORT OF COST AND QUALITY OF COAL FOR ELECTRIC PLANTS
ORIGIN, TONNAGE, DELIVERED PRICE AND AS RECEIVED QUALITY

- 1. Report for: Mo. January Yr. 1995
- 2. Reporting Company: Florida Power Corporation
- 3. Plant Name: Transfer Facility IMT

**SPECIFIED
CONFIDENTIAL**

4. Name, Title and Telephone Number of Contact
Person Concerning Data Submitted on this Form
Delmar J. Clark Jr., Financial Analyst – Regulatory
(813) 824-6491

5. Signature of Official Submitting Report


Delmar J. Clark Jr., Financial Analyst – Regulatory

6. Date Completed: March 15, 1995

Line No.	Supplier Name	Mine Location	Purchase Type	Tons	F.O.B. Mine Price (\$/Ton)	Short Haul & Loading Charges (\$/Ton)	Original Invoice Price (\$/Ton)	Retro-active Price Increases (\$/Ton)	Base Price (\$/Ton)	Quality Adjustments (\$/Ton)	Effective Purchase Price (\$/Ton)
(a)	(b)	(c)	(d)	(e)	(f)	(g)	(h)	(i)	(j)	(k)	(l)
1.	A. T. Massey Coal Co.	08, Wv, 099	LTC	20,662	\$26.50	\$0.00	\$26.50	\$0.00	\$26.50	\$0.00	\$26.50
2.	A. T. Massey Coal Co.	08, Wv, 005	LTC	30,171	\$26.50	\$0.00	\$26.50	\$0.00	\$26.50	\$0.00	\$26.50
3.	A. T. Massey Coal Co.	08, Ky, 159	LTC	11,092	\$26.50	\$0.00	\$26.50	\$0.00	\$26.50	\$0.00	\$26.50
4.	A. T. Massey Coal Co.	08, Wv, 005	LTC	1,722	\$26.50	\$0.00	\$26.50	\$0.00	\$26.50	(\$1.32)	\$25.18
5.	Kentucky May Coal Co.	08, Ky, 019	LTC	26,207	\$29.30	\$0.00	\$29.30	\$0.00	\$29.30	\$0.00	\$29.30
6.	Pen Coal Company	08, Ky, 019	LTC	14,963	\$28.05	\$0.00	\$28.05	\$0.00	\$28.05	\$0.00	\$28.05
7.	Ikerd - Bandy	08, Ky, 193	STC	23,366	\$23.60	\$0.00	\$23.60	\$0.00	\$23.60	\$0.00	\$23.60
8.	Koch Carbon, Inc.	N/A	S	3,199	\$4.00	\$0.00	\$4.00	\$0.00	\$4.00	\$0.00	\$4.00

MONTHLY REPORT OF COST AND QUALITY OF COAL FOR ELECTRIC PLANTS
ORIGIN, TONNAGE, DELIVERED PRICE AND AS RECEIVED QUALITY

1. Report for: Mo. January Yr. 1995


2. Reporting Company: Florida Power Corporation

3. Plant Name: Crystal River 1 & 2

**SPECIFIED
CONFIDENTIAL**

4. Name, Title and Telephone Number of Contact
Person Concerning Data Submitted on this Form
Delmar J. Clark Jr., Financial Analyst - Regulatory
(813) 824-6491

5. Signature of Official Submitting Report


Delmar J. Clark Jr., Financial Analyst - Regulatory

6. Date Completed: March 15, 1995

Line No.	Supplier Name	Mine Location	Purchase Type	Tons	F.O.B. Mine Price (\$/Ton)	Short Haul & Loading Charges (\$/Ton)	Original Invoice Price (\$/Ton)	Retro-active Price Increases (\$/Ton)	Base Price (\$/Ton)	Quality Adjustments (\$/Ton)	Effective Purchase Price (\$/Ton)
(a)	(b)	(c)	(d)	(e)	(f)	(g)	(h)	(i)	(j)	(k)	(l)
1.	New Horizons Coal, Inc.	08,Ky,095	LTC	9,906	\$28.13	\$0.00	\$28.13	\$0.00	\$28.13	\$0.00	\$28.13
2.	Consolidation Coal Sales	08,Ky,025	LTC	18,182	\$24.18	\$0.00	\$24.18	\$0.00	\$24.18	\$0.00	\$24.18
3.	Arch of Kentucky	08,Ky,095	LTC	28,842	\$27.25	\$0.00	\$27.25	\$0.00	\$27.25	\$0.00	\$27.25
4.	Ikerd - Bandy	08,Ky,013	STC	19,290	\$24.45	\$0.00	\$24.45	\$0.00	\$24.45	\$0.00	\$24.45
5.	Kentucky May Coal Co.	08,Ky,133	S	18,668	\$24.10	\$0.00	\$24.10	\$0.00	\$24.10	\$0.00	\$24.10
6.	Transfer Facility	N/A	LTC	42,449	\$42.28	\$0.00	\$42.28	N/A	\$42.28	N/A	\$42.28

MONTHLY REPORT OF COST AND QUALITY OF COAL FOR ELECTRIC PLANTS
ORIGIN, TONNAGE, DELIVERED PRICE AND AS RECEIVED QUALITY

- 1. Report for: Mo. January Yr. 1995
- 2. Reporting Company: Florida Power Corporation
- 3. Plant Name: Crystal River 4 & 5

4. Name, Title and Telephone Number of Contact Person Concerning Data Submitted on this Form
Delmar J. Clark Jr., Financial Analyst - Regulatory
(813) 824-6491

**SPECIFIED
CONFIDENTIAL**

5. Signature of Official Submitting Report


Delmar J. Clark Jr., Financial Analyst - Regulatory

6. Date Completed: March 15, 1995

Line No.	Supplier Name	Mine Location	Purchase Type	Tons	F.O.B. Mine Price (\$/Ton)	Short Haul & Loading Charges (\$/Ton)	Original Invoice Price (\$/Ton)	Retro-active Price Increases (\$/Ton)	Base Price (\$/Ton)	Quality Adjustments (\$/Ton)	Effective Purchase Price (\$/Ton)
(a)	(b)	(c)	(d)	(e)	(f)	(g)	(h)	(i)	(j)	(k)	(l)
1.	Powell Mtn. Joint Venture	08,Va,105	LTC	38,380	\$37.25	\$0.00	\$37.25	\$0.00	\$37.25	\$0.00	\$37.25
2.	Golden Oak Mining Co.	08,Ky,133	LTC	67,332	\$28.41	\$0.00	\$28.41	\$0.00	\$28.41	\$0.00	\$28.41
3.	Franklin Coal Sales	08,Ky,195	LTC	28,796	\$26.25	\$0.00	\$26.25	\$0.00	\$26.25	\$0.00	\$26.25
4.	Diamond May Coal Company	08,Ky,119	S	29,504	\$26.25	\$0.00	\$26.25	\$0.00	\$26.25	\$0.00	\$26.25
5.	Diamond May Coal Company	08,Ky,119	STC	18,086	\$26.50	\$0.00	\$26.50	\$0.00	\$26.50	\$0.00	\$26.50
6.	Transfer Facility	N/A	LTC	85,470	\$44.42	\$0.00	\$44.42	N/A	\$44.42	N/A	\$44.42

MONTHLY REPORT OF COST AND QUALITY OF COAL FOR ELECTRIC PLANTS
ORIGIN, TONNAGE, DELIVERED PRICE AND AS RECEIVED QUALITY

1. Report For: Mo. January Yr. 1995

2. Reporting Company: Florida Power Corporation

3. Plant Name: Transfer Facility IMT

4. Name, Title and Telephone Number of Contact
Person Concerning Data Submitted on this Form
Delmar J. Clark Jr., Financial Analyst - Regulatory
(813) 824-6491

**SPECIFIED
CONFIDENTIAL**

5. Signature of Official Submitting Report


Delmar J. Clark Jr., Financial Analyst - Regulatory

6. Date Completed: March 15, 1995

Line No.	Supplier Name	Mine Location	Shipping Point	Transportation Mode	Tons	Effective Purchase Price (\$/Ton)	Additional Shorthaul & Loading Charges (\$/Ton)	Rail Rate (\$/Ton)	Other Rail Charges (\$/Ton)	River Barge Rate (\$/Ton)	Trans-loading Rate (\$/Ton)	Ocean Barge Rate (\$/Ton)	Other Water Charges (\$/Ton)	Other Related Charges (\$/Ton)	Transportation Charges (\$/Ton)	F.O.B. Plant Price (\$/Ton)
1.	A. T. Massey Coal Co.	08, Wv, 099	Wayne, Wv	TR&B	20,662	\$26.50	N/A	N/A	N/A	N/A	N/A	N/A	N/A	N/A	\$15.93	\$42.43
2.	A. T. Massey Coal Co.	08, Wv, 005	Boone, Wv	TR&B	30,171	\$26.50	N/A	N/A	N/A	N/A	N/A	N/A	N/A	N/A	\$15.93	\$42.43
3.	A. T. Massey Coal Co.	08, Ky, 159	Martin, Ky	TR&B	11,092	\$26.50	N/A	N/A	N/A	N/A	N/A	N/A	N/A	N/A	\$15.93	\$42.43
4.	A. T. Massey Coal Co.	08, Wv, 005	Boone, Wv	TR&B	1,722	\$25.18	N/A	N/A	N/A	N/A	N/A	N/A	N/A	N/A	\$15.93	\$41.11
5.	Kentucky May Coal Co.	08, Ky, 019	Boyd, Ky	B	26,207	\$29.30	N/A	N/A	N/A	N/A	N/A	N/A	N/A	N/A	\$15.93	\$45.23
6.	Pen Coal Company	08, Ky, 019	Boyd, Ky	B	14,963	\$28.05	N/A	N/A	N/A	N/A	N/A	N/A	N/A	N/A	\$15.93	\$43.98
7.	Ikerd-Bandy	08, Ky, 193	Perry, Ky	B	23,366	\$23.60	N/A	N/A	N/A	N/A	N/A	N/A	N/A	N/A	\$15.93	\$39.53
8.	Koch Carbon, Inc.	N/A	Pascagoula, Mississippi	GB	3,199	\$4.00	N/A	N/A	N/A	N/A	N/A	N/A	N/A	N/A	\$11.70	\$15.70

MONTHLY REPORT OF COST AND QUALITY OF COAL FOR ELECTRIC PLANTS
ORIGIN, TONNAGE, DELIVERED PRICE AND AS RECEIVED QUALITY

1. Report For: Mo. January Yr. 1995

2. Reporting Company: Florida Power Corporation

3. Plant Name: Crystal River 1 & 2

**SPECIFIED
CONFIDENTIAL**

4. Name, Title and Telephone Number of Contact
Person Concerning Data Submitted on this Form
Delmar J. Clark Jr., Financial Analyst - Regulatory
(813) 824-6491

5. Signature of Official Submitting Report

Delmar J. Clark Jr.
Delmar J. Clark Jr., Financial Analyst - Regulatory

6. Date Completed: March 15, 1995

Line No.	Supplier Name	Mine Location	Shipping Point	Transportation Mode	Tons	Effective Purchase Price (\$/Ton)	Additional Shorthaul & Loading Charges (\$/Ton)	Rail Rate (\$/Ton)	Other Rail Charges (\$/Ton)	River Barge Rate (\$/Ton)	Trans-loading Rate (\$/Ton)	Ocean Barge Rate (\$/Ton)	Other Water Charges (\$/Ton)	Other Related Charges (\$/Ton)	Transportation Charges (\$/Ton)	F.O.B. Plant Price (\$/Ton)
1.	New Horizons Coal, Inc.	08,Ky,095	Harlan, Ky	UR	9,906	\$28.13	\$0.00	\$14.90	\$0.99	N/A	N/A	N/A	\$0.00	\$0.00	\$15.89	\$44.02
2.	Consolidation Coal Sales	08,Ky,025	Breathitt, Ky	UR	18,182	\$24.18	\$0.00	\$15.12	\$0.99	N/A	N/A	N/A	\$0.00	\$0.00	\$16.11	\$40.29
3.	Arch of Kentucky	08,Ky,095	Harlan, Ky	UR	28,842	\$27.25	\$0.00	\$14.99	\$0.99	N/A	N/A	N/A	\$0.00	\$0.00	\$15.98	\$43.23
4.	Ikerd-Bandy	08,Ky,013	Bell, Ky	UR	19,290	\$24.45	\$0.00	\$14.99	\$0.99	N/A	N/A	N/A	\$0.00	\$0.00	\$15.98	\$40.43
5.	Kentucky May Coal Co.	08,Ky,133	Letcher, Ky	UR	18,668	\$24.10	\$0.00	\$15.12	\$0.99	N/A	N/A	N/A	\$0.00	\$0.00	\$16.11	\$40.21
6.	Transfer Facility	N/A	Plaquemines Parrish, La	OB	42,449	\$42.28	\$0.00	N/A	N/A	N/A	N/A	\$7.60	\$0.00	\$0.00	\$7.60	\$49.88


MONTHLY REPORT OF COST AND QUALITY OF COAL FOR ELECTRIC PLANTS
ORIGIN, TONNAGE, DELIVERED PRICE AND AS RECEIVED QUALITY

- 1. Report For: Mo. January Yr. 1995
- 2. Reporting Company: Florida Power Corporation
- 3. Plant Name: Crystal River 4 & 5

**SPECIFIED
CONFIDENTIAL**

4. Name, Title and Telephone Number of Contact
Person Concerning Data Submitted on this Form
Delmar J. Clark Jr., Financial Analyst - Regulatory
(813) 824-6491

5. Signature of Official Submitting Report


Delmar J. Clark Jr., Financial Analyst - Regulatory

6. Date Completed: March 15, 1995

Line No.	Supplier Name	Mine Location	Shipping Point	Transportation Mode	Tons	Effective Purchase Price (\$/Ton)	Additional Shorthaul & Loading Charges (\$/Ton)	Rail Rate (\$/Ton)	Other Rail Charges (\$/Ton)	River Barge Rate (\$/Ton)	Trans-loading Rate (\$/Ton)	Ocean Barge Rate (\$/Ton)	Other Water Charges (\$/Ton)	Other Related Charges (\$/Ton)	Transportation Charges (\$/Ton)	F.O.B. Plant Price (\$/Ton)
1.	Powell Mtn. Joint Venture	08,Va,105	Lee, Va	UR	38,380	\$37.25	\$0.00	\$14.99	\$1.00	N/A	N/A	N/A	\$0.00	\$0.00	\$15.99	\$53.24
2.	Golden Oak Mining Co.	08,Ky,133	Letcher, Ky	UR	67,332	\$28.41	\$0.00	\$16.09	\$1.00	N/A	N/A	N/A	\$0.00	\$0.00	\$17.09	\$45.50
3.	Franklin Coal Sales	08,Ky,195	Pike, Ky	UR	28,796	\$26.25	\$0.00	\$15.12	\$1.00	N/A	N/A	N/A	\$0.00	\$0.00	\$16.12	\$42.37
4.	Diamond May Coal Co.	08,Ky,119	Knott, Ky	UR	29,504	\$26.25	\$0.00	\$16.09	\$1.00	N/A	N/A	N/A	\$0.00	\$0.00	\$17.09	\$43.34
5.	Diamond May Coal Co.	08,Ky,119	Knott, Ky	UR	18,086	\$26.50	\$0.00	\$16.09	\$1.00	N/A	N/A	N/A	\$0.00	\$0.00	\$17.09	\$43.59
6.	Transfer Facility	N/A	Plaquemines Parrish, La	OB	85,470	\$44.42	\$0.00	N/A	N/A	N/A	N/A	\$7.60	\$0.00	\$0.00	\$7.60	\$52.02


MONTHLY REPORT OF COST AND QUALITY OF COAL FOR ELECTRIC PLANTS
 REPORT OF ADJUSTMENTS TO PREVIOUS COAL DELIVERIES

- 1. Report For: Mo. January Yr. 1995
- 2. Reporting Company: Florida Power Corporation
- 3. Plant Name: Transfer Facility IMT

**STRICTLY
 CONFIDENTIAL**

4. Name, Title and Telephone Number of Contact
 Person Concerning Data Submitted on this Form
 Delmar J. Clark Jr., Financial Analyst – Regulatory
 (813) 824-6491

5. Signature of Official Submitting Report


 Delmar J. Clark Jr., Financial Analyst – Regulatory

6. Date Completed: March 15, 1995

Line No.	Month Reported	Form Plant Name	Intended Generating Plant	Supplier	Original Line Number	Old Volume (tons)	Form No.	Column Title	Old Value	New Value	New F.O.B. Plant Price	Reason for Revision
(a)	(b)	(c)	(d)	(e)	(f)	(g)	(h)	(i)	(j)	(k)	(l)	(m)
1.	12/94	CR 4&5	CR 4&5	A. T. Massey Coal Co.	1	40,291	2A	(k) Quality Adjustment	\$0.00	(\$0.31)	\$43.03	Quality Adjustment

MONTHLY REPORT OF COST AND QUALITY OF COAL FOR ELECTRIC PLANTS
 REPORT OF ADJUSTMENTS TO PREVIOUS COAL DELIVERIES

- 1. Report For: Mo. January Yr. 1995
- 2. Reporting Company: Florida Power Corporation
- 3. Plant Name: Transfer Facility TTI Systems, Inc.

4. Name, Title and Telephone Number of Contact Person Concerning Data Submitted on this Form
 Delmar J. Clark Jr., Financial Analyst - Regulatory
 (813) 824-6491

5. Signature of Official Submitting Report


 Delmar J. Clark Jr., Financial Analyst - Regulatory

6. Date Completed: March 15, 1995

Line No.	Month Reported	Form Plant Name	Intended Generating Plant	Supplier	Original Line Number	Old Volume (tons)	Form No.	Column Title	Old Value	New Value	New F.O.B. Plant Price	Reason for Revision
(a)	(b)	(c)	(d)	(e)	(f)	(g)	(h)	(i)	(j)	(k)	(l)	(m)

== NONE ==

MONTHLY REPORT OF COST AND QUALITY OF COAL FOR ELECTRIC PLANTS
 REPORT OF ADJUSTMENTS TO PREVIOUS COAL DELIVERIES

- 1. Report For: Mo. January Yr. 1995
- 2. Reporting Company: Florida Power Corporation
- 3. Plant Name: Crystal River 1 & 2

4. Name, Title and Telephone Number of Contact Person Concerning Data Submitted on this Form
 Delmar J. Clark Jr., Financial Analyst – Regulatory
 (813) 824-6491

**STRICTLY
 CONFIDENTIAL**

5. Signature of Official Submitting Report


 Delmar J. Clark Jr., Financial Analyst – Regulatory

6. Date Completed: March 15, 1995

Line No.	Month Reported	Form Plant Name	Intended Generating Plant	Supplier	Original Line Number	Old Volume (tons)	Form No.	Column Title	Old Value	New Value	New F.O.B. Plant Price	Reason for Revision
(a)	(b)	(c)	(d)	(e)	(f)	(g)	(h)	(i)	(j)	(k)	(l)	(m)
1.	10/94	CR 1&2	CR 1&2	Franklin Coal Sales Co.	5	9,642	2A	(k) Quality Adjustment	\$0.00	\$0.73	\$41.99	Quality Adjustment
2.	11/94	CR 1&2	CR 1&2	Franklin Coal Sales Co.	3	9,460	2A	(k) Quality Adjustment	\$0.00	\$0.09	\$41.59	Quality Adjustment

MONTHLY REPORT OF COST AND QUALITY OF COAL FOR ELECTRIC PLANTS
 REPORT OF ADJUSTMENTS TO PREVIOUS COAL DELIVERIES

- 1. Report For: Mo. January Yr. 1995
- 2. Reporting Company: Florida Power Corporation
- 3. Plant Name: Crystal River 4 & 5

**STRICTLY
 CONFIDENTIAL**

4. Name, Title and Telephone Number of Contact
 Person Concerning Data Submitted on this Form
 Delmar J. Clark Jr., Financial Analyst – Regulatory
 (813) 824-6491

5. Signature of Official Submitting Report


 Delmar J. Clark Jr., Financial Analyst – Regulatory

6. Date Completed: March 15, 1995

Line No.	Month Reported	Form Plant Name	Intended Generating Plant	Supplier	Original Line Number	Old Volume (tons)	Form No.	Column Title	Old Value	New Value	New F.O.B. Plant Price	Reason for Revision
(a)	(b)	(c)	(d)	(e)	(f)	(g)	(h)	(i)	(j)	(k)	(l)	(m)
1.	05/94	CR 4&5	CR 4&5	Franklin Coal Sales	3	39,316	2A	(k) Quality Adjustment	\$0.00	\$0.56	\$43.24	Quality Adjustment
2.	06/94	CR 4&5	CR 4&5	Franklin Coal Sales	4	19,572	2A	(k) Quality Adjustment	\$0.00	\$0.70	\$43.40	Quality Adjustment
3.	11/94	CR 4&5	CR 4&5	Golden Oak Mining Co.	3	89,374	2A	(k) Quality Adjustment	\$0.00	(\$0.07)	\$45.59	Quality Adjustment
4.	12/94	CR 4&5	CR 4&5	Golden Oak Mining Co.	4	97,577	2A	(k) Quality Adjustment	\$0.00	(\$0.12)	\$45.38	Quality Adjustment