

MACFARLANE AUSLEY FERGUSON & McMULLEN

ATTORNEYS AND COUNSELORS AT LAW

277 SOUTH CALHOUN STREET
P. O. BOX 391 (ZIP 32302)
TALLAHASSEE, FLORIDA 32301
(904) 224-9115 FAX (904) 222-7560

111 MADISON STREET, SUITE 2300
P. O. BOX 1531 (ZIP 33601)
TAMPA, FLORIDA 33602
(813) 273-4200 FAX (813) 273-4296

400 CLEVELAND STREET
P. O. BOX 1489 (ZIP 34617)
CLEARWATER, FLORIDA 34615
(813) 441-8960 FAX (813) 447-8470

April 12, 1995

HAND DELIVERED

IN REPLY REFER TO:

Tallahassee

**ORIGINAL
FILE COPY**

Ms. Blanca S. Bayo, Director
Division of Records and Reporting
Florida Public Service Commission
101 East Gaines Street
Tallahassee, Florida 32301

Re: Fuel and Purchased Power Cost Recovery Clause
and Generating Performance Incentive Factor;
FPSC Docket No. 950001-EI

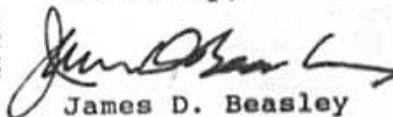
Dear Ms. Bayo:

Enclosed for filing in the above-styled docket are fifteen (15) copies of Tampa Electric Company's Forms 423-1, 423-1(a), 423-1(b), 423-2, 423-2(a), 423-2(b) and 423-2(c) for the month of February 1995. Portions of Forms 423-1(a), 423-2, 423-2(a), 423-2(b) and 423-2(c) have been whited out to delete certain confidential proprietary business information which is the subject of a separate request for specified confidential treatment being simultaneously filed herewith.

Please acknowledge receipt and filing of the above by stamping the duplicate copy of this letter and returning same to this writer.

Thank you for your assistance in connection with this matter.

Sincerely,


James D. Beasley

RECEIVED & FILED
MAR 15 1995
BUREAU OF RECORDS

JDB/pp
encls.


cc: All Parties of Record (w/o encls.)

DOCUMENT NUMBER-DATE
03705 APR 12 1995
FPSC-RECORDS/REPORTING

MONTHLY REPORT OF COST AND QUALITY OF FUEL OIL FOR ELECTRIC PLANTS
ORIGIN, VOLUME, DELIVERED PRICE AND AS RECEIVED QUALITY

1. Reporting Month: February Year: 1995
2. Reporting Company: Tampa Electric Company

3. Name, Title & Telephone number of Contact Person Concerning Data
Submitted on this Form: Jeffrey Chronister, Manager Financial Reporting
(813) - 228 - 1609

4. Signature of Official Submitting Report: 
L. L. Collier, Vice Pres. & Controller

5. Date Completed: April 13, 1995

Line No. (a)	Plant Name (b)	Supplier Name (c)	Shipping Point (d)	Purchase Type (e)	Delivery Location (f)	Delivery Date (g)	Type Oil (h)	Sulfur Content % (i)	BTU Content (BTU/Gal) (j)	Volume (Bbls) (k)	Delivered Price (\$/Bbl) (l)
1.	Gannon	Coastal Fuels	Tampa	LTC	Gannon	02-03-95	F02	0.15	138,847	3,314.01	\$22.5587
2.	Gannon	Coastal Fuels	Tampa	LTC	Gannon	02-10-95	F02	0.14	138,812	167.07	\$22.6466
3.	Gannon	Coastal Fuels	Tampa	LTC	Gannon	02-24-95	F02	0.19	138,897	3,179.42	\$22.5293
4.	Big Bend	Coastal Fuels	Tampa	LTC	Big Bend	02-03-95	F02	0.13	138,789	6,678.08	\$22.4159
5.	Big Bend	Coastal Fuels	Tampa	LTC	Big Bend	02-24-95	F02	0.18	138,870	7,179.08	\$22.5293
6.	Phillips	Coastal Fuels	Tampa	LTC	Phillips	02-01-95	F02	0.15	138,900	178.53	\$23.2098
7.	Hookers Pt	Coastal Fuels	Tampa	LTC	Hookers Pt	02-07-95	F02	*	*	132.80	\$22.6469
8.											
9.											
10.											
11.											
12.											
13.											
14.											
15.											
16.											
17.											
18.											
19.											
20.											
21.											
22.											
23.											
24.											
25.											

* No analysis Taken

* No analysis taken.
FPSC FORM 423-1 (2/87)

DOCUMENT NUMBER - DATE

03705 APR 12 95

FPSC-RECORDS/REPORTING

MONTHLY REPORT OF COST AND QUALITY OF FUEL OIL FOR ELECTRIC PLANTS
 DETAIL OF INVOICE AND TRANSPORTATION CHARGES

1. Reporting Month: February Year: 1995
 2. Reporting Company: Tampa Electric Company

3. Name, Title & Telephone Number of Contact Person Concerning Data
 Submitted on this Form: Jeffrey Chronister, Manager Financial Reporting
 (813) - 228 - 1609

4. Signature of Official Submitting Report: 
 L. L. Lefler, Vice-Pres. & Controller


5. Date Completed: April 13, 1995

Line No. (a)	Plant Name (b)	Supplier Name (c)	Delivery Location (d)	Delivery Date (e)	Type Oil (f)	Volume (Bbls) (g)	Invoice Price (\$/Bbl) (h)	Invoice Amount \$ (i)	Discount \$ (j)	Net Amount \$ (k)	Net Price (\$/Bbl) (l)	Quality Adjust. (\$/Bbl) (m)	Effective Purchase Price (\$/Bbl) (n)	Transport to Terminal (\$/Bbl) (o)	Add'l Transport Charges (\$/Bbl) (p)	Other Charges (\$/Bbl) (q)	Delivered Price (\$/Bbl) (r)
1.	Gannon	Coastal Fuels	Gannon	02-03-95	F02	3,314.01									\$0.0000	\$0.0000	\$22.5587
2.	Gannon	Coastal Fuels	Gannon	02-10-95	F02	167.07									\$0.0000	\$0.0000	\$22.6466
3.	Gannon	Coastal Fuels	Gannon	02-24-95	F02	3,179.42									\$0.0000	\$0.0000	\$22.5293
4.	Big Bend	Coastal Fuels	Big Bend	02-03-95	F02	6,678.08									\$0.0000	\$0.0000	\$22.4159
5.	Big Bend	Coastal Fuels	Big Bend	02-24-95	F02	7,179.08									\$0.0000	\$0.0000	\$22.5293
6.	Phillips	Coastal Fuels	Phillips	02-01-95	F02	178.53									\$0.0000	\$0.0000	\$23.2098
7.	Hookers Pt	Coastal Fuels	Hookers Pt	02-07-95	F02	132.30									\$0.0000	\$0.0000	\$22.6469
8.																	
9.																	
10.																	
11.																	
12.																	
13.																	
14.																	
15.																	
16.																	
17.																	
18.																	
19.																	
20.																	
21.																	
22.																	
23.																	
24.																	
25.																	
26.																	

MONTHLY REPORT OF COST AND QUALITY OF FUEL OIL FOR ELECTRIC PLANTS
REPORT OF ADJUSTMENTS TO PREVIOUS OIL DELIVERIES

1. Reporting Month: February Year: 1995
2. Reporting Company: Tampa Electric Company

3. Name, Title & Telephone Number of Contact Person Concerning Data
Submitted on this Form: Jeffrey Chronister, Manager Financial Reporting
(813) - 228 - 1609

4. Signature of Official Submitting Report: 
L. L. Estler, Vice Pres. & Controller

5. Date Completed: April 13, 1995

Line No. (a)	Month Reported (b)	Form Plant Name (c)	Supplier (d)	Original Line Number (e)	Old Volume (Bbls) (f)	Form No. (g)	Column Designator & Title (h)	Old Value (i)	New Value (j)	New Delivered Price (k)	Reason for Revision (l)
1.	October, 1994	Gannon	Coastal Fuels	3.	3,272.48	423-1(a)	Column (m), Quality Adj	\$0.0000	0.1662	\$22.9559	4TH QTR BTU ADJ.
2.	November, 1994	Gannon	Coastal Fuels	1.	3,275.47	423-1(a)	Column (m), Quality Adj	\$0.0000	0.1662	\$24.0689	4TH QTR BTU ADJ.
3.	December, 1994	Gannon	Coastal Fuels	3.	2,961.24	423-1(a)	Column (m), Quality Adj	\$0.0000	0.1662	\$22.8005	4TH QTR BTU ADJ.
4.	December, 1994	Big Bend	Coastal Fuels	6.	7,238.19	423-1(a)	Column (m), Quality Adj	10.0000	0.1662	\$22.8005	4TH QTR BTU ADJ.
5.											
6.											
7.											
8.											
9.											
10.											
11.											
12.											
13.											
14.											
15.											

MONTHLY REPORT OF COST AND QUALITY OF COAL FOR ELECTRIC PLANTS
ORIGIN, TONNAGE, DELIVERED PRICE AND AS RECEIVED QUALITY

1. Reporting Month: February Year: 1995

2. Reporting Company: Tampa Electric Company

3. Plant Name: Electro-Coal Transfer Facility - Big Bend Station (1)

4. Name, Title & Telephone Number of Contact Person Concerning Data
Submitted on this Form: Jeffrey Chronister, Supervisor, Regulatory Accounting
(813) - 228 - 1609

5. Signature of Official Submitting Form: 
L. C. Lofler, Vice Pres. & Controller

6. Date Completed: April 13, 1995

Line No. (a)	Supplier Name (b)	Mine Location (c)	Purchase Type (d)	Transport Mode (e)	Tons (f)	Effective Purchase Price (\$/Ton) (g)	Total Transport Charges (\$/Ton) (h)	Delivered Price Transfer Facility (\$/Ton) (i)	As Received Coal Quality			
									Sulfur Content % (j)	BTU Content (BTU/lb) (k)	Ash Content % (l)	Moisture Content % (m)
1.	Peabody Development	9, KY, 225, 233	LTC	RB	46,194.00			\$46.047	3.00	12,770	8.92	6.35
2.	Zeigler Coal	10, IL, 145, 157	LTC	RB	101,771.50			\$43.814	3.00	10,989	9.40	13.30
3.	Mapco	9, KY, 233	LTC	RB	23,789.30			\$41.426	2.82	12,615	7.20	8.00
4.	Peabody Development	9, KY, 183	LTC	RB	25,044.10			\$30.976	2.49	11,324	8.23	13.60
5.	Zeigler Coal	10, IL, 145, 157	S	RB	16,890.90			\$30.446	2.90	11,032	9.30	13.00
6.	Basin Resources	17, CO, 071	LTC	R&B	62,456.13			\$48.119	0.41	12,944	9.97	6.10
7.	Peabody Development	10, IL, 165	LTC	RB	10,063.10			\$39.946	1.72	12,122	8.38	10.13
8.	PT Adaro	55, IN, 999	S	OB	67,347.00			\$26.523	0.10	9,754	1.30	23.70
9.												
10.												
11.												
12.												
13.												

(1) As Electro-Coal Transfer Facility is a central storage site for coal prior to its delivery to the power plant, the coal from suppliers noted on this schedule is usually delivered to Big Bend Station but could ultimately be delivered to Gannon Station.

MONTHLY REPORT OF COST AND QUALITY OF COAL FOR ELECTRIC PLANTS
 DETAILED PURCHASED COAL INVOICE INFORMATION

1. Reporting Month: February Year: 1995

2. Reporting Company: Tampa Electric Company

3. Plant Name: Electro-Coal Transfer Facility - Big Bend Station (1)

4. Name, Title & Telephone Number of Contact Person Concerning Data
 Submitted on this Form: Jeffrey Chronister, Supervisor, Regulatory Accounting
 (813) - 228 - 1609

5. Signature of Official Submitting Form:

[Handwritten Signature]
 L. L. Leffler, Vice Pres. & Controller

6. Date Completed: April 13, 1995

Line No. (a)	Supplier Name (b)	Mine Location (c)	Purchase Type (d)	Tons (e)	F.O.B. (2) Mine Price (\$/Ton) (f)	Shorthaul & Loading Charges (\$/Ton) (g)	Original Invoice Price (\$/Ton) (h)	Retro-active Price Adjustments (\$/Ton) (i)	Base Price (\$/Ton) (j)	Quality Adjust-ments (\$/Ton) (k)	Effective Purchase Price (\$/Ton) (l)
1.	Peabody Development	9, KY, 225, 233	LTC	46,194.00	N/A	\$0.00		\$0.000		\$0.000	
2.	Zeigler Coal	10, IL, 145, 157	LTC	101,771.50	N/A	\$0.00		\$0.000		\$0.000	
3.	Mapco	9, KY, 233	LTC	23,789.30	N/A	\$0.00		\$0.000		\$0.000	
4.	Peabody Development	9, KY, 183	LTC	25,044.10	N/A	\$0.00		\$0.000		\$0.000	
5.	Zeigler Coal	10, IL, 145, 157	S	16,890.90	N/A	\$0.00		\$0.000		\$0.000	
6.	Basin Resources	17, CO, 071	LTC	62,456.13	N/A	\$0.00		\$0.013		\$0.000	
7.	Peabody Development	10, IL, 165	LTC	10,063.10	N/A	\$0.00		\$0.000		\$0.000	
8.	PT Adaro	55, IM, 999	S	67,347.00	N/A	\$0.00		\$0.043		(\$0.120)	
9.											
10.											
11.											
12.											
13.											

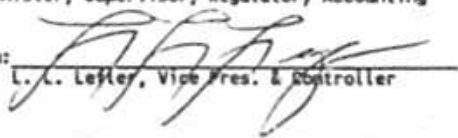
(1) As Electro-Coal Transfer Facility is a central storage site for coal prior to its delivery to the power plant, the coal from suppliers noted on this schedule is usually delivered to Big Bend Station but could ultimately be delivered to Gannon Station.

(2) Tampa Electric purchases coal F.O.B. shipping point or F.O.B. destination.

MONTHLY REPORT OF COST AND QUALITY OF COAL FOR ELECTRIC PLANTS
DETAIL OF TRANSPORTATION CHARGES

1. Reporting Month: February Year: 1995
2. Reporting Company: Tampa Electric Company
3. Plant Name: Electro-Coal Transfer Facility - Big Bend Station (1)

4. Name, Title & Telephone Number of Contact Person Concerning Data
Submitted on this Form: Jeffrey Chronister, Supervisor, Regulatory Accounting
(813) - 228 - 1609

5. Signature of Official Submitting Form: 
L. L. Lefley, Vice Pres. & Controller


6. Date Completed: April 13, 1995

Line No. (a)	Supplier Name (b)	Mine Location (c)	Shipping Point (d)	Transport Mode (e)	Tons (f)	(2) Effective Purchase Price (\$/Ton) (g)	Add'l Shorthaul & Loadin Charges (\$/Ton) (h)	Rail Charges			Waterborne Charges				Total Transportation Charges (\$/Ton) (p)	Delivered Price (\$/Ton) (q)
								Rail Rate (\$/Ton) (i)	Other Rail Charges (\$/Ton) (j)	River Barge Rate (\$/Ton) (k)	Trans-loading Rate (\$/Ton) (l)	Ocean Barge Rate (\$/Ton) (m)	Other Water Charges (\$/Ton) (n)	Other Related Charges (\$/Ton) (o)		
1.	Peabody Development	9,KY,225,233	Union & Webster Cnty, KY	RB	46,194.00		\$0.000		\$0.000							\$46.047
2.	Zeigler Coal	10,IL,145,157	Randolph & Perry Cnty, IL	RB	101,771.50		\$0.000		\$0.000							\$43.814
3.	Mapco	9,KY,233	Webster Cnty, KY	RB	23,789.30		\$0.000		\$0.000							\$41.426
4.	Peabody Development	9,KY,183	Union & Webster Cnty, KY	RB	25,044.10		\$0.000		\$0.000							\$30.976
5.	Zeigler Coal	10,IL,145,157	Randolph & Perry Cnty, IL	RB	16,890.90		\$0.000		\$0.000							\$30.446
6.	Basin Resources	17,CO,071	Las Animas Cnty, CO.	R&B	62,456.13		\$0.000		\$0.000							\$48.119
7.	Peabody Development	10,IL,165	Saline Cnty, IL	RB	10,063.10		\$0.000		\$0.000							\$39.946
8.	PT Adaro	55,IM,999	Tanjung District, South Dalimantan, Indonesia	OB	67,347.00		\$0.000		\$0.000							\$26.523
9.																
10.																
11.																
12.																
13.																

- (1) Electro-Coal Transfer Facility is a central storage site for coal prior to its delivery to the power plant, the coal from suppliers noted on this schedule is usually delivered to Big Bend Station but could ultimately be delivered to Gannon Station.
- (2) Tampa Electric purchases coal F.O.B. shipping point or F.O.B. destination.

MONTHLY REPORT OF COST AND QUALITY OF COAL FOR ELECTRIC PLANTS
ORIGIN, TONNAGE, DELIVERED PRICE AND AS RECEIVED QUALITY

- 1. Reporting Month: February Year: 1995
- 2. Reporting Company: Tampa Electric Company
- 3. Plant Name: Electro-Coal Transfer Facility - Gannon Station (1)


- 4. Name, Title & Telephone Number of Contact Person Concerning Data
Submitted on this Form: Jeffrey Chronister, Supervisor, Regulatory Accounting
(813) - 228 - 1609
- 5. Signature of Official Submitting Form: 
L. L. LeFler, Vice Pres. & Controller
- 6. Date Completed: April 13, 1995

Line No. (a)	Supplier Name (b)	Mine Location (c)	Purchase Type (d)	Transport Mode (e)	Tons (f)	Effective Purchase Price (\$/Ton) (g)	Total Transport Charges (\$/Ton) (h)	Delivered Price Transfer Facility (\$/Ton) (i)	As Received Coal Quality			
									Sulfur Content % (j)	BTU Content (BTU/lb) (k)	Ash Content % (l)	Moisture Content % (m)
1.	Gatliff Coal	9,KY,235	C	R&B	8,266.71			\$59.074	1.04	12,407	8.59	7.91
2.	Gatliff Coal	8,TN,013	C	R&B	15,435.84			\$58.596	1.04	12,407	8.59	7.91
3.	Kerr McGee	10,IL,165	S	RB	35,345.00			\$37.700	1.13	12,062	6.28	11.64

(1) As Electro-Coal Transfer facility is a central storage site for coal prior to its delivery to the power plant, the coal from suppliers noted on this schedule is usually delivered to Gannon Station but could ultimately be delivered to Big Bend Station.

MONTHLY REPORT OF COST AND QUALITY OF COAL FOR ELECTRIC PLANTS
 DETAILED PURCHASED COAL INVOICE INFORMATION

- 1. Reporting Month: February Year: 1995
- 2. Reporting Company: Tampa Electric Company
- 3. Plant Name: Electro-Coal Transfer Facility - Gannon Station (1)

- 4. Name, Title & Telephone Number of Contact Person Concerning Data
 Submitted on this Form: Jeffrey Chronister, Supervisor, Regulatory Accounting
 (813) - 228 - 1609
- 5. Signature of Official Submitting Form: 
 L. C. Leffler, Vice Pres. & Controller
- 6. Date Completed: April 13, 1995

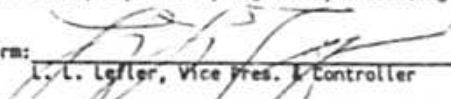
Line No. (a)	Supplier Name (b)	Mine Location (c)	Purchase Type (d)	Tons (e)	F.O.B. (2) Mine Price (\$/Ton) (f)	Shorthaul & Loading Charges (\$/Ton) (g)	Original Invoice Price (\$/Ton) (h)	Retro-active Price Adjustments (\$/Ton) (i)	Base Price (\$/Ton) (j)	Quality Adjustments (\$/Ton) (k)	Effective Purchase Price (\$/Ton) (l)
1.	Gatliff Coal	9,KY,235	C	8,266.71	N/A	\$0.000		\$0.000		\$0.000	
2.	Gatliff Coal	8,TN,013	C	15,435.84	N/A	\$0.000		\$0.000		\$0.000	
3.	Kerr McGee	10,IL,165	S	35,345.00	N/A	\$0.000		\$0.000		\$0.000	

(1) As Electro-Coal Transfer Facility is a central storage site for coal prior to its delivery to the power plant, the coal from suppliers noted on this schedule is usually delivered to Gannon Station but could ultimately be delivered to Big Bend Station.

(2) Tampa Electric purchases coal F.O.B. shipping point or F.O.B. destination.

MONTHLY REPORT OF COST AND QUALITY OF COAL FOR ELECTRIC PLANTS
 DETAIL OF TRANSPORTATION CHARGES

1. Reporting Month: February Year: 1995
 2. Reporting Company: Tampa Electric Company
 3. Plant Name: Electro-Coal Transfer Facility - Gannon Station (1)

4. Name, Title & Telephone Number of Contact Person Concerning Data
 Submitted on this Form: Jeffrey Chronister, Supervisor, Regulatory Accounting
 (813) - 228 - 1609
 5. Signature of Official Submitting Form: 
 L.L. Leffler, Vice Pres. & Controller
 6. Date Completed: April 13, 1995

Line No. (a)	Supplier Name (b)	Mine Location (c)	Shipping Point (d)	Transport Mode (e)	Tons (f)	(2) Effective Purchase Price (\$/Ton) (g)	Add'l Shorthaul & Loadin Charges (\$/Ton) (h)	Rail Charges		Waterborne Charges				Total Transport Charges (\$/Ton) (p)	Delivered Price Transfer Facility (\$/Ton) (q)
								Rail Rate (\$/Ton) (i)	Other Rail Charges (\$/Ton) (j)	River Barge Rate (\$/Ton) (k)	Trans-loading Rate (\$/Ton) (l)	Ocean Barge Rate (\$/Ton) (m)	Other Water Charges (\$/Ton) (n)		
1.	Gatliff Coal	9,KY,235	Union & Webster Cnty, KY	R&B	8,266.71		\$0.000	\$0.000							\$59.074
2.	Gatliff Coal	8,TN,013	Campbell Cnty, TN	R&B	15,435.84		\$0.000	\$0.000							\$58.596
3.	Kerr McGee	10,IL,165	Saline Cnty, IL	RB	35,345.00		\$0.000	\$0.000							\$37.700


(1) As Electro-Coal Transfer Facility is a central storage site for coal prior to its delivery to the power plant, the coal from suppliers noted on this schedule is usually delivered to Gannon Station but could ultimately be delivered to Big Bend Station.
 (2) Tampa Electric purchases coal F.O.B. shipping point or F.O.B. destination.

MONTHLY REPORT OF COST AND QUALITY OF COAL FOR ELECTRIC PLANTS
 ORIGIN, TONNAGE, DELIVERED PRICE AND AS RECEIVED QUALITY

1. Reporting Month: February Year: 1995
 2. Reporting Company: Tampa Electric Company
 3. Plant Name: Big Bend Station

4. Name, Title & Telephone Number of Contact Person Concerning Data
 Submitted on this Form: Jeffrey Chronister, Supervisor, Regulatory Accounting
 (813) - 228 - 1609

5. Signature of Official Submitting Form:



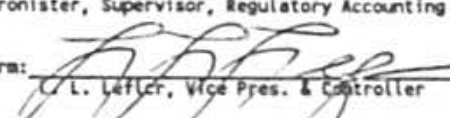
L. A. Lester, Vice Pres. & Controller

6. Date Completed: April 13, 1995

Line No. (a)	Supplier Name (b)	Mine Location (c)	Purchase Type (d)	Transport Mode (e)	Tons (f)	Effective Purchase Price (\$/Ton) (g)	Total Transport Charges (\$/Ton) (h)	FOB Plant Price (\$/Ton) (i)	As Received Coal Quality			
									Sulfur Content % (j)	BTU Content (BTU/lb) (k)	Ash Content % (l)	Moisture Content % (m)
1.	Transfer Facility	N/A	N/A	08	391,375.00			\$47.553	1.74	11,747	7.37	11.69

MONTHLY REPORT OF COST AND QUALITY OF COAL FOR ELECTRIC PLANTS
 DETAILED PURCHASED COAL INVOICE INFORMATION

- 1. Reporting Month: February Year: 1995
- 2. Reporting Company: Tampa Electric Company
- 3. Plant Name: Big Bend Station


- 4. Name, Title & Telephone Number of Contact Person Concerning Data
 Submitted on this Form: Jeffrey Chronister, Supervisor, Regulatory Accounting
 (813) - 228 - 1609
- 5. Signature of Official Submitting Form: 
 C. L. Lefler, Vice Pres. & Controller
- 6. Date Completed: April 13, 1995

Line No. (a)	Supplier Name (b)	Mine Location (c)	Purchase Type (d)	Tons (e)	F.O.B. Mine Price (\$/Ton) (f)	Shorthaul & Loading Charges (\$/Ton) (g)	Original Invoice Price (\$/Ton) (h)	Retro-active Price Adjustments (\$/Ton) (i)	Base Price (\$/Ton) (j)	Quality Adjustments (\$/Ton) (k)	Effective Purchase Price (\$/Ton) (l)
1.	Transfer Facility	N/A	N/A	391,375.00	N/A	\$0.000		\$0.000		\$0.000	

MONTHLY REPORT OF COST AND QUALITY OF COAL FOR ELECTRIC PLANTS
 DETAIL OF TRANSPORTATION CHARGES

1. Reporting Month: February Year: 1995
 2. Reporting Company: Tampa Electric Company
 3. Plant Name: Big Bend Station

4. Name, Title & Telephone Number of Contact Person Concerning Data
 Submitted on this Form: Jeffrey Chronister, Supervisor, Regulatory Accounting
 (813) - 228 - 1609

5. Signature of Official Submitting Form: 
 L. V. Leffer, Vice Pres. & Controller

6. Date Completed: April 13, 1995


Line No. (a)	Supplier Name (b)	Mine Location (c)	Shipping Point (d)	Transport Mode (e)	Tons (f)	Effective Purchase Price (\$/Ton) (g)	Add'l Shorthaul & Loadin Charges (\$/Ton) (h)	Rail Charges		Waterborne Charges				Total Transportation Charges (\$/Ton) (p)	FOB Plant Price (\$/Ton) (q)
								Rail Rate (\$/Ton) (i)	Other Rail Charges (\$/Ton) (j)	River Barge Rate (\$/Ton) (k)	Trans-loading Rate (\$/Ton) (l)	Ocean Barge Rate (\$/Ton) (m)	Other Water Charges (\$/Ton) (n)		
1.	Transfer Facility	N/A	Devant, La.	08	391,375.00		\$0.000	\$0.000							\$47.553

MONTHLY REPORT OF COST AND QUALITY OF COAL FOR ELECTRIC PLANTS
 ORIGIN, TONNAGE, DELIVERED PRICE AND AS RECEIVED QUALITY

- 1. Reporting Month: February Year: 1995
- 2. Reporting Company: Tampa Electric Company
- 3. Plant Name: Gannon Station

4. Name, Title & Telephone Number of Contact Person Concerning Data
 Submitted on this Form: Jeffrey Chronister, Supervisor, Regulatory Accounting
 (813) - 228 - 1609

5. Signature of Official Submitting Form:


 L. L. Lefler, Vice Pres. & Controller

6. Date Completed: April 13, 1995

Line No. (a)	Supplier Name (b)	Mine Location (c)	Purchase Type (d)	Transport Mode (e)	Tons (f)	Effective Purchase Price (\$/Ton) (g)	Total Transport Charges (\$/Ton) (h)	FOB Plant Price (\$/Ton) (i)	As Received Coal Quality			
									Sulfur Content % (j)	BTU Content (BTU/lb) (k)	Ash Content % (l)	Moisture Content % (m)
1.	Transfer Facility	N/A	N/A	OB	129,266.00			\$53.823	1.06	11,384	7.03	13.84
2.	Gatliff Coal	8,KY,235	LTC	UR	70,425.00			\$57.946	0.98	12,858	5.89	8.30
3.	Gatliff Coal	8,KY,195	LTC	UR	32,269.00			\$59.555	1.12	12,988	8.44	5.29

MONTHLY REPORT OF COST AND QUALITY OF COAL FOR ELECTRIC PLANTS
 DETAILED PURCHASED COAL INVOICE INFORMATION

- 1. Reporting Month: February Year: 1995
- 2. Reporting Company: Tampa Electric Company
- 3. Plant Name: Gannon Station

4. Name, Title & Telephone Number of Contact Person Concerning Data
 Submitted on this Form: Jeffrey Chronister, Supervisor, Regulatory Accounting
 (813) - 228 - 1609

5. Signature of Official Submitting Form:

[Signature]
 L. C. Lefler, Vice Pres. & Controller


6. Date Completed: April 13, 1995

Line No. (a)	Supplier Name (b)	Mine Location (c)	Purchase Type (d)	Tons (e)	F.O.B. Mine Price (\$/Ton) (f)	Shorthaul & Loading Charges (\$/Ton) (g)	Original Invoice Price (\$/Ton) (h)	Retro-active Price Adjustments (\$/Ton) (i)	Base Price (\$/Ton) (j)	Quality Adjustments (\$/Ton) (k)	Effective Purchase Price (\$/Ton) (l)
1.	Transfer Facility	N/A	N/A	129,266.00	N/A	\$0.000		\$0.000		\$0.000	
2.	Gatliff Coal	8,KY,235	LTC	70,425.00	N/A	\$0.000		\$0.000		\$0.000	
3.	Gatliff Coal	8,KY,195	LTC	32,269.00	N/A	\$0.000		\$0.000		\$0.000	

MONTHLY REPORT OF COST AND QUALITY OF COAL FOR ELECTRIC PLANTS
 DETAIL OF TRANSPORTATION CHARGES

- 1. Reporting Month: February Year: 1995
- 2. Reporting Company: Tampa Electric Company
- 3. Plant Name: Gannon Station

4. Name, Title & Telephone Number of Contact Person Concerning Data
 Submitted on this Form: Jeffrey Chronister, Supervisor, Regulatory Accounting
 (813) - 228 - 1609

5. Signature of Official Submitting Form: 
 V. L. Letter, Vice Pres. & Controller


6. Date Completed: April 13, 1995

Line No. (a)	Supplier Name (b)	Mine Location (c)	Shipping Point (d)	Transport Mode (e)	Tons (f)	Effective Purchase Price (\$/Ton) (g)	Add'l Shorthaul & Loadin (\$/Ton) (h)	Rail Charges		Waterborne Charges				Total			
								Rail Rate (\$/Ton) (i)	Other Rail Charges (\$/Ton) (j)	River Barge Rate (\$/Ton) (k)	Trans-loading Rate (\$/Ton) (l)	Ocean Barge Rate (\$/Ton) (m)	Other Water Charges (\$/Ton) (n)	Other Related Charges (\$/Ton) (o)	Transportation (\$/Ton) (p)	FOB Plant Price (\$/Ton) (q)	
1.	Transfer Facility	N/A	Davant, La.	OB	129,266.00		\$0.000		\$0.000								\$53.823
2.	Gatliff Coal	8,KY,235	Whitley Cnty, KY	UR	70,425.00		\$0.000		\$0.000								\$57.946
3.	Gatliff Coal	8,KY,195	Pike Cnty, KY	UR	32,269.00		\$0.000		\$0.000								\$59.555

MONTHLY REPORT OF COST AND QUALITY OF COAL FOR ELECTRIC PLANTS
REPORT OF ADJUSTMENTS TO PREVIOUS COAL DELIVERED

1. Reporting Month: February Year: 1995
2. Reporting Company: Tampa Electric Company

3. Name, Title & Telephone Number of Contact Person Concerning Data
Submitted on this Form: Jeffrey Chronister, Manager Financial Reporting
(813) 228 - 1609

4. Signature of Official Submitting Form:  L. L. Letter, Vice Pres. & Controller


5. Date Completed: April 13, 1995

Line No. (a)	Month Reported (b)	Form Plant Name (c)	Intended Generating Plant (d)	Supplier (e)	Original Line Number (f)	Old Volume Tons (g)	Form No. (h)	Column Designator & Title (i)	Old Value (j)	New Value (k)	Delivered Price Transfer Facility (\$/Ton) (l)	Reason for Revision (m)
1.	January, 1994	Transfer Facility	Gannon	Gatliff Coal	1.	14,526.59	423-2(a)	Col. (i), Retro Price Adj.	\$0.000	(\$0.215)	\$64.779	Retroactive Price Adj
2.	January, 1994	Transfer Facility	Gannon	Gatliff Coal	1.	14,526.59	423-2(a)	Col. (k), Quality Adj.	\$0.652	\$0.650	\$64.777	Quality Adj
3.	January, 1994	Transfer Facility	Gannon	Gatliff Coal	2.	17,539.41	423-2(a)	Col. (i), Retro Price Adj.	\$0.000	(\$0.215)	\$52.389	Retroactive Price Adj
4.	January, 1994	Transfer Facility	Gannon	Gatliff Coal	2.	17,539.41	423-2(a)	Col. (k), Quality Adj.	\$0.652	\$0.650	\$52.387	Quality Adj
5.	January, 1994	Transfer Facility	Gannon	Gatliff Coal	3.	267.31	423-2(a)	Col. (i), Retro Price Adj.	\$0.000	(\$0.215)	\$52.142	Retroactive Price Adj
6.	January, 1994	Transfer Facility	Gannon	Gatliff Coal	3.	267.31	423-2(a)	Col. (k), Quality Adj.	\$0.652	\$0.650	\$52.140	Quality Adj
7.	January, 1994	Gannon	Gannon	Gatliff Coal	2.	51,887.00	423-2(a)	Col. (i), Retro Price Adj.	\$0.000	(\$0.215)	\$59.760	Retroactive Price Adj
8.	January, 1994	Gannon	Gannon	Gatliff Coal	2.	51,887.00	423-2(a)	Col. (k), Quality Adj.	\$0.652	\$0.650	\$59.758	Quality Adj
9.	February, 1994	Transfer Facility	Gannon	Gatliff Coal	1.	36,657.25	423-2(a)	Col. (i), Retro Price Adj.	\$0.000	(\$0.215)	\$62.098	Retroactive Price Adj
10.	February, 1994	Transfer Facility	Gannon	Gatliff Coal	1.	36,657.25	423-2(a)	Col. (k), Quality Adj.	\$0.652	\$0.650	\$62.096	Quality Adj
11.	February, 1994	Transfer Facility	Gannon	Gatliff Coal	2.	23,516.75	423-2(a)	Col. (i), Retro Price Adj.	\$0.000	(\$0.215)	\$53.207	Retroactive Price Adj
12.	February, 1994	Transfer Facility	Gannon	Gatliff Coal	2.	23,516.75	423-2(a)	Col. (k), Quality Adj.	\$0.652	\$0.650	\$53.205	Quality Adj
13.	February, 1994	Gannon	Gannon	Gatliff Coal	1.	77,849.00	423-2(a)	Col. (i), Retro Price Adj.	\$0.000	(\$0.215)	\$57.974	Retroactive Price Adj
14.	February, 1994	Gannon	Gannon	Gatliff Coal	1.	77,849.00	423-2(a)	Col. (k), Quality Adj.	\$0.652	\$0.650	\$57.972	Quality Adj
15.	March, 1994	Transfer Facility	Gannon	Gatliff Coal	1.	21,682.00	423-2(a)	Col. (i), Retro Price Adj.	\$0.000	(\$0.215)	\$63.214	Retroactive Price Adj

MONTHLY REPORT OF COST AND QUALITY OF COAL FOR ELECTRIC PLANTS
REPORT OF ADJUSTMENTS TO PREVIOUS COAL DELIVERED

1. Reporting Month: February Year: 1995
2. Reporting Company: Tampa Electric Company

3. Name, Title & Telephone Number of Contact Person Concerning Data
Submitted on this Form: Jeffrey Chronister, Manager Financial Reporting
(813) 228 - 1609


4. Signature of Official Submitting Form: 
L. L. Leffler, Vice Pres. & Controller

5. Date Completed: April 13, 1995

Line No. (a)	Month Reported (b)	Form Plant Name (c)	Intended Generating Plant (d)	Supplier (e)	Original Line Number (f)	Old Volume Tons (g)	Form No. (h)	Column Designator & Title (i)	Old Value (j)	New Value (k)	Delivered Price Transfer Facility (\$/Ton) (l)	Reason for Revision (m)
1.	March, 1994	Transfer Facility	Gannon	Gatliff Coal	1.	21,682.00	423-2(a)	Col. (k), Quality Adj.	\$0.652	\$0.650	\$63.212	Quality Adj
2.	March, 1994	Transfer Facility	Gannon	Gatliff Coal	2.	25,745.00	423-2(a)	Col. (i), Retro Price Adj.	\$0.000	(\$0.215)	\$54.290	Retroactive Price Adj
3.	March, 1994	Transfer Facility	Gannon	Gatliff Coal	2.	25,745.00	423-2(a)	Col. (k), Quality Adj.	\$0.652	\$0.650	\$54.288	Quality Adj
4.	March, 1994	Transfer Facility	Gannon	Gatliff Coal	3.	359.84	423-2(a)	Col. (i), Retro Price Adj.	\$0.000	(\$0.215)	\$47.232	Retroactive Price Adj
5.	March, 1994	Transfer Facility	Gannon	Gatliff Coal	3.	359.84	423-2(a)	Col. (k), Quality Adj.	\$0.652	\$0.650	\$47.230	Quality Adj
6.	March, 1994	Transfer Facility	Gannon	Gatliff Coal	3.	359.84	423-2(b)	Col. (h), Add'l Shorthaul & Loading			\$52.440	Add'l Transportation Cost
7.	March, 1994	Gannon	Gannon	Gatliff Coal	1.	99,575.00	423-2(a)	Col. (i), Retro Price Adj.	\$0.000	(\$0.215)	\$57.460	Retroactive Price Adj
8.	March, 1994	Gannon	Gannon	Gatliff Coal	1.	99,575.00	423-2(a)	Col. (k), Quality Adj.	\$0.652	\$0.650	\$57.458	Quality Adj
9.	April, 1994	Transfer Facility	Gannon	Gatliff Coal	1.	62,842.56	423-2(a)	Col. (i), Retro Price Adj.	\$0.000	(\$0.215)	\$60.751	Retroactive Price Adj
10.	April, 1994	Transfer Facility	Gannon	Gatliff Coal	1.	62,842.56	423-2(a)	Col. (k), Quality Adj.	\$0.509	\$0.507	\$60.749	Quality Adj
11.	April, 1994	Transfer Facility	Gannon	Gatliff Coal	2.	26,874.44	423-2(a)	Col. (i), Retro Price Adj.	\$0.000	(\$0.215)	\$52.712	Retroactive Price Adj
12.	April, 1994	Transfer Facility	Gannon	Gatliff Coal	2.	26,874.44	423-2(a)	Col. (k), Quality Adj.	\$0.509	\$0.507	\$52.710	Quality Adj
13.	April, 1994	Transfer Facility	Gannon	Gatliff Coal	3.	3,888.01	423-2(a)	Col. (i), Retro Price Adj.	\$0.000	(\$0.215)	\$47.089	Retroactive Price Adj
14.	April, 1994	Transfer Facility	Gannon	Gatliff Coal	3.	3,888.01	423-2(a)	Col. (k), Quality Adj.	\$0.509	\$0.507	\$47.087	Quality Adj
15.	April, 1994	Transfer Facility	Gannon	Gatliff Coal	3.	3,888.01	423-2(b)	Col. (h), Add'l Shorthaul & Loading			\$52.277	Add'l Transportation Cost

MONTHLY REPORT OF COST AND QUALITY OF COAL FOR ELECTRIC PLANTS
REPORT OF ADJUSTMENTS TO PREVIOUS COAL DELIVERED

1. Reporting Month: February Year: 1995
2. Reporting Company: Tampa Electric Company

3. Name, Title & Telephone Number of Contact Person Concerning Data
Submitted on this form: Jeffrey Christner, Manager Financial Reporting
(813) 228 - 1609
4. Signature of Official Submitting Form: 
5. Date Completed: April 13, 1995
L. V. Leffer, Vice Pres. & Controller

Line No. (a)	Month Reported (b)	Form Plant Name (c)	Intended Generating Plant (d)	Supplier (e)	Original Line Number (f)	Old Volume (g)	Form No. (h)	Column Designator & Title (i)	Old Value (j)	New Value (k)	Delivered Price Facility (l)	Reason for Revision (m)
1.	April, 1994	Gannon	Gannon	Gatliff Coal	2.	69,211.00	423-2(a)	Col. (i), Retro Price Adj.	\$0.000	(\$0.215)	\$58.834	Retroactive Price Adj
2.	April, 1994	Gannon	Gannon	Gatliff Coal	2.	69,211.00	423-2(a)	Col. (k), Quality Adj.	\$0.509	\$0.507	\$58.832	Quality Adj
3.	May, 1994	Transfer Facility	Gannon	Gatliff Coal	1.	32,702.39	423-2(a)	Col. (i), Retro Price Adj.	\$0.000	(\$0.215)	\$62.406	Retroactive Price Adj
4.	May, 1994	Transfer Facility	Gannon	Gatliff Coal	1.	32,702.39	423-2(a)	Col. (k), Quality Adj.	\$0.509	\$0.507	\$62.404	Quality Adj
5.	May, 1994	Transfer Facility	Gannon	Gatliff Coal	2.	24,629.61	423-2(a)	Col. (i), Retro Price Adj.	\$0.000	(\$0.215)	\$52.095	Retroactive Price Adj
6.	May, 1994	Transfer Facility	Gannon	Gatliff Coal	2.	24,629.61	423-2(a)	Col. (k), Quality Adj.	\$0.509	\$0.507	\$52.091	Quality Adj
7.	May, 1994	Gannon	Gannon	Gatliff Coal	2.	106,495.00	423-2(a)	Col. (i), Retro Price Adj.	\$0.000	(\$0.215)	\$58.103	Retroactive Price Adj
8.	May, 1994	Gannon	Gannon	Gatliff Coal	2.	106,495.00	423-2(a)	Col. (k), Quality Adj.	\$0.509	\$0.507	\$58.101	Quality Adj
9.	June, 1994	Transfer Facility	Gannon	Gatliff Coal	1.	60,734.90	423-2(a)	Col. (i), Retro Price Adj.	\$0.000	(\$0.215)	\$60.248	Retroactive Price Adj
10.	June, 1994	Transfer Facility	Gannon	Gatliff Coal	1.	60,734.98	423-2(a)	Col. (k), Quality Adj.	\$0.509	\$0.507	\$60.246	Quality Adj
11.	June, 1994	Transfer Facility	Gannon	Gatliff Coal	2.	21,053.02	423-2(a)	Col. (i), Retro Price Adj.	\$0.000	(\$0.215)	\$52.103	Retroactive Price Adj
12.	June, 1994	Transfer Facility	Gannon	Gatliff Coal	2.	21,053.02	423-2(a)	Col. (k), Quality Adj.	\$0.509	\$0.507	\$52.101	Quality Adj
13.	June, 1994	Gannon	Gannon	Gatliff Coal	2.	77,278.00	423-2(a)	Col. (i), Retro Price Adj.	\$0.000	(\$0.215)	\$57.660	Retroactive Price Adj
14.	June, 1994	Gannon	Gannon	Gatliff Coal	2.	77,278.00	423-2(a)	Col. (k), Quality Adj.	\$0.509	\$0.507	\$57.658	Quality Adj
15.	June, 1994	Gannon	Gannon	Gatliff Coal	3.	14,316.00	423-2(a)	Col. (i), Retro Price Adj.	\$0.000	(\$0.215)	\$58.551	Retroactive Price Adj

MONTHLY REPORT OF COST AND QUALITY OF COAL FOR ELECTRIC PLANTS
 REPORT OF ADJUSTMENTS TO PREVIOUS COAL DELIVERED

1. Reporting Month: February Year: 1995

2. Reporting Company: Tampa Electric Company

3. Name, Title & Telephone Number of Contact Person Concerning Data
 Submitted on this Form: Jeffrey Chronister, Manager Financial Reporting
 (813) 228 - 1609

4. Signature of Official Submitting Form:  L.L. Leffer, Vice Pres. & Controller

5. Date Completed: April 13, 1995


Line No. (a)	Month Reported (b)	Form Plant Name (c)	Intended Generating Plant (d)	Supplier (e)	Original Line Number (f)	Old Volume Tons (g)	Form No. (h)	Column Designator & Title (i)	Old Value (j)	New Value (k)	Delivered Price Facility (\$/Tonn) (l)	Reason for Revision (m)
1.	June, 1994	Gannon	Gannon	Gatliff Coal	3.	14,316.00	423-2(a)	Col. (k), Quality Adj.	\$0,509	\$0,507	\$58,549	Quality Adj
2.	July, 1994	Transfer Facility	Gannon	Gatliff Coal	1.	57,270.00	423-2(a)	Col. (j), Retro Price Adj.	\$0,000	(\$0,215)	\$61,604	Retroactive Price Adj
3.	July, 1994	Transfer Facility	Gannon	Gatliff Coal	1.	57,270.00	423-2(a)	Col. (k), Quality Adj.	\$1,056	\$1,051	\$61,599	Quality Adj
4.	July, 1994	Transfer Facility	Gannon	Gatliff Coal	2.	19,206.00	423-2(a)	Col. (j), Retro Price Adj.	\$0,000	(\$0,215)	\$52,689	Retroactive Price Adj
5.	July, 1994	Transfer Facility	Gannon	Gatliff Coal	2.	19,206.00	423-2(a)	Col. (k), Quality Adj.	\$1,056	\$1,051	\$52,684	Quality Adj
6.	July, 1994	Gannon	Gannon	Gatliff Coal	2.	93,555.00	423-2(a)	Col. (j), Retro Price Adj.	\$0,000	(\$0,215)	\$58,238	Retroactive Price Adj
7.	July, 1994	Gannon	Gannon	Gatliff Coal	2.	93,555.00	423-2(a)	Col. (k), Quality Adj.	\$1,056	\$1,051	\$58,233	Quality Adj
8.	Aug., 1994	Transfer Facility	Gannon	Gatliff Coal	1.	46,763.00	423-2(a)	Col. (j), Retro Price Adj.	\$0,000	(\$0,215)	\$62,960	Retroactive Price Adj
9.	August, 1994	Transfer Facility	Gannon	Gatliff Coal	1.	46,763.00	423-2(a)	Col. (k), Quality Adj.	\$1,056	\$1,051	\$62,955	Quality Adj
10.	August, 1994	Transfer Facility	Gannon	Gatliff Coal	2.	20,230.00	423-2(a)	Col. (j), Retro Price Adj.	\$0,000	(\$0,215)	\$52,655	Retroactive Price Adj
11.	August, 1994	Transfer Facility	Gannon	Gatliff Coal	2.	20,230.00	423-2(a)	Col. (k), Quality Adj.	\$1,056	\$1,051	\$52,650	Quality Adj
12.	August, 1994	Gannon	Gannon	Gatliff Coal	2.	117,134.00	423-2(a)	Col. (j), Retro Price Adj.	\$0,000	(\$0,215)	\$57,909	Retroactive Price Adj
13.	August, 1994	Gannon	Gannon	Gatliff Coal	2.	117,134.00	423-2(a)	Col. (k), Quality Adj.	\$1,056	\$1,051	\$57,904	Quality Adj
14.	September, 199	Transfer Facility	Gannon	Gatliff Coal	1.	58,533.00	423-2(a)	Col. (j), Retro Price Adj.	\$0,000	(\$0,215)	\$61,425	Retroactive Price Adj
15.	September, 199	Transfer Facility	Gannon	Gatliff Coal	1.	58,533.00	423-2(a)	Col. (k), Quality Adj.	\$1,056	\$1,051	\$61,420	Quality Adj

MONTHLY REPORT OF COST AND QUALITY OF COAL FOR ELECTRIC PLANTS
REPORT OF ADJUSTMENTS TO PREVIOUS COAL DELIVERED

1. Reporting Month: February Year: 1995
2. Reporting Company: Tampa Electric Company

3. Name, Title & Telephone Number of Contact Person Concerning Data
Submitted on this Form: Jeffrey Chronister, Manager Financial Reporting
(813) - 228 - 4763

4. Signature of Official Submitting Form:



L. L. Lefler, Vice Pres. & Controller

5. Date Completed: April 13, 1995


Line No. (a)	Month Reported (b)	Form Plant Name (c)	Intended Generating Plant (d)	Supplier (e)	Original Line Number (f)	Old Volume Tons (g)	Form No. (h)	Column Designator & Title (i)	Old Value (j)	New Value (k)	Price Transfer Facility (\$/Ton) (l)	Reason for Revision (m)
1.	September, 199	Transfer Facility	Gannon	Gatliff Coal	2.	22,735.00	423-2(a)	Col. (i), Retro Price Adj.	\$0.000	(\$0.215)	\$52.665	Retroactive Price Adj
2.	September, 199	Transfer Facility	Gannon	Gatliff Coal	2.	22,735.00	423-2(a)	Col. (k), Quality Adj.	\$1.056	\$1.051	\$52.660	Quality Adj
3.	September, 199	Gannon	Gannon	Gatliff Coal	2.	61,742.00	423-2(a)	Col. (i), Retro Price Adj.	\$0.000	(\$0.215)	\$58.686	Retroactive Price Adj
4.	September, 199	Gannon	Gannon	Gatliff Coal	2.	61,742.00	423-2(a)	Col. (k), Quality Adj.	\$1.056	\$1.051	\$58.681	Quality Adj
5.	September, 199	Gannon	Gannon	Gatliff Coal	3.	31,078.00	423-2(a)	Col. (i), Retro Price Adj.	\$0.000	(\$0.215)	\$57.515	Retroactive Price Adj
6.	September, 199	Gannon	Gannon	Gatliff Coal	3.	31,078.00	423-2(a)	Col. (k), Quality Adj.	\$1.056	\$1.051	\$57.510	Quality Adj
7.	October, 1994	Transfer Facility	Gannon	Gatliff Coal	1.	19,366.00	423-2(a)	Col. (i), Retro Price Adj.	\$0.000	(\$0.215)	\$61.655	Retroactive Price Adj
8.	October, 1994	Transfer Facility	Gannon	Gatliff Coal	1.	19,366.00	423-2(a)	Col. (k), Quality Adj.	\$0.000	\$1.154	\$62.809	Quality Adj
9.	October, 1994	Transfer Facility	Gannon	Gatliff Coal	2.	27,167.00	423-2(a)	Col. (i), Retro Price Adj.	\$0.000	(\$0.215)	\$51.730	Retroactive Price Adj
10.	October, 1994	Transfer Facility	Gannon	Gatliff Coal	2.	27,167.00	423-2(a)	Col. (k), Quality Adj.	\$0.000	\$1.154	\$52.884	Quality Adj
11.	October, 1994	Gannon	Gannon	Gatliff Coal	2.	81,729.00	423-2(a)	Col. (i), Retro Price Adj.	\$0.000	(\$0.215)	\$57.837	Retroactive Price Adj
12.	October, 1994	Gannon	Gannon	Gatliff Coal	2.	81,729.00	423-2(a)	Col. (k), Quality Adj.	\$0.000	\$1.154	\$58.991	Quality Adj
13.	October, 1994	Gannon	Gannon	Gatliff Coal	3.	49,472.00	423-2(a)	Col. (i), Retro Price Adj.	\$0.000	(\$0.215)	\$57.908	Retroactive Price Adj
14.	October, 1994	Gannon	Gannon	Gatliff Coal	3.	49,472.00	423-2(a)	Col. (k), Quality Adj.	\$0.000	\$1.154	\$59.062	Quality Adj
15.	November, 1994	Transfer Facility	Gannon	Gatliff Coal	1.	20,692.00	423-2(a)	Col. (i), Retro Price Adj.	\$0.000	(\$0.215)	\$62.460	Retroactive Price Adj

MONTHLY REPORT OF COST AND QUALITY OF COAL FOR ELECTRIC PLANTS
REPORT OF ADJUSTMENTS TO PREVIOUS COAL DELIVERED

1. Reporting Month: February Year: 1995
2. Reporting Company: Tampa Electric Company

3. Name, Title & Telephone Number of Contact Person Concerning Data
Submitted on this Form: Jeffrey Chronister, Manager Financial Reporting
(813) 228 - 1609

4. Signature of Official Submitting Form:



L. V. Leffler, Vice Pres. & Controller


5. Date Completed: April 13, 1995

Line No. (a)	Month Reported (b)	Form Plant Name (c)	Intended Generating Plant (d)	Supplier (e)	Original Line Number (f)	Old Volume Tons (g)	Form No. (h)	Column Designator & Title (i)	Old Value (j)	New Value (k)	Delivered Price Transfer Facility (\$/Ton) (l)	Reason for Revision (m)
1.	November, 1994	Transfer Facility	Gannon	Gatliff Coal	1.	20,692.00	423-2(a)	Col. (k), Quality Adj.	\$0.000	\$1.154	\$63.614	Quality Adj
2.	November, 1994	Gannon	Gannon	Gatliff Coal	2.	110,554.00	423-2(a)	Col. (i), Retro Price Adj.	\$0.000	(\$0.215)	\$57.550	Retroactive Price Adj
3.	November, 1994	Gannon	Gannon	Gatliff Coal	2.	110,554.00	423-2(a)	Col. (k), Quality Adj.	\$0.000	\$1.154	\$58.704	Quality Adj
4.	November, 1994	Gannon	Gannon	Gatliff Coal	3.	34,628.00	423-2(a)	Col. (i), Retro Price Adj.	\$0.000	(\$0.215)	\$59.384	Retroactive Price Adj
5.	November, 1994	Gannon	Gannon	Gatliff Coal	3.	34,628.00	423-2(a)	Col. (k), Quality Adj.	\$0.000	\$1.154	\$60.538	Quality Adj
6.	December, 1994	Transfer Facility	Big Bend	Gatliff Coal	9.	26,485.00	423-2(a)	Col. (i), Retro Price Adj.	\$0.000	(\$0.215)	\$62.460	Retroactive Price Adj
7.	December, 1994	Transfer Facility	Big Bend	Gatliff Coal	9.	26,485.00	423-2(a)	Col. (k), Quality Adj.	\$0.000	\$1.154	\$63.614	Quality Adj
8.	December, 1994	Gannon	Gannon	Gatliff Coal	2.	93,970.00	423-2(a)	Col. (i), Retro Price Adj.	\$0.000	(\$0.215)	\$57.585	Retroactive Price Adj
9.	December, 1994	Gannon	Gannon	Gatliff Coal	2.	93,970.00	423-2(a)	Col. (k), Quality Adj.	\$0.000	\$1.154	\$58.739	Quality Adj
9.	December, 1994	Gannon	Gannon	Gatliff Coal	3.	50,036.00	423-2(a)	Col. (i), Retro Price Adj.	\$0.000	(\$0.215)	\$59.331	Retroactive Price Adj
11.	December, 1994	Gannon	Gannon	Gatliff Coal	3.	50,036.00	423-2(a)	Col. (k), Quality Adj.	\$0.000	\$1.154	\$60.485	Quality Adj
12.	October, 1993	Transfer Facility	Big Bend	Zeigler Coal	3.	29,886.60	423-2(a)	Col. (f), Tonnage Adj.	29,886.60	29,916.85	\$42.789	Tonnage Adj.
13.	April, 1994	Transfer Facility	Big Bend	Peabody Development	1.	53,953.00	423-2(a)	Col. (k), Quality Adj.	\$3.622	\$3.594	\$54.647	Quality Adj
14.	April, 1994	Transfer Facility	Big Bend	Peabody Development	8.	17,026.20	423-2(a)	Col. (k), Quality Adj.	\$3.622	\$3.594	\$53.106	Quality Adj
15.	May, 1994	Transfer Facility	Big Bend	Peabody Development	1.	41,899.00	423-2(a)	Col. (k), Quality Adj.	\$3.622	\$3.594	\$54.647	Quality Adj

MONTHLY REPORT OF COST AND QUALITY OF COAL FOR ELECTRIC PLANTS
REPORT OF ADJUSTMENTS TO PREVIOUS COAL DELIVERED

1. Reporting Month: February Year: 1995
2. Reporting Company: Tampa Electric Company

3. Name, Title & Telephone Number of Contact Person Concerning Data
Submitted on this Form: Jeffrey Chronister, Manager Financial Reporting
(813) 228 - 1609

4. Signature of Official Submitting Form: 
L. C. Lefler, Vice Pres. & Controller


5. Date Completed: April 13, 1995

Line No. (a)	Month Reported (b)	Plant Name (c)	Generating Plant (d)	Supplier (e)	Line Number (f)	Volume Tons (g)	Form No. (h)	Column Designator & Title (i)	Old Value (j)	New Value (k)	Facility (\$/Ton) (l)	Reason for Revision (m)
1.	May, 1994	Transfer Facility	Big Bend	Peabody Development	8.	21,933.40	423-2(a)	Col. (k), Quality Adj.	\$3.622	\$3.594	\$53.106	Quality Adj
2.	June, 1994	Transfer Facility	Big Bend	Peabody Development	1.	13,829.00	423-2(a)	Col. (k), Quality Adj.	\$3.622	\$3.594	\$54.647	Quality Adj
3.	June, 1994	Transfer Facility	Big Bend	Peabody Development	8.	12,339.20	423-2(a)	Col. (k), Quality Adj.	\$3.622	\$3.594	\$53.106	Quality Adj
4.	July, 1994	Transfer Facility	Big Bend	Peabody Development	1.	59,551.00	423-2(a)	Col. (k), Quality Adj.	\$0.000	\$3.745	\$55.060	Quality Adj
5.	July, 1994	Transfer Facility	Big Bend	Peabody Development	5.	17,518.30	423-2(a)	Col. (k), Quality Adj.	\$0.000	\$3.625	\$53.390	Quality Adj
6.	August, 1994	Transfer Facility	Big Bend	Peabody Development	1.	45,695.00	423-2(a)	Col. (k), Quality Adj.	\$0.000	\$3.745	\$55.060	Quality Adj
7.	August, 1994	Transfer Facility	Big Bend	Peabody Development	5.	9,539.10	423-2(a)	Col. (k), Quality Adj.	\$0.000	\$3.625	\$53.390	Quality Adj
8.	January, 1995	Transfer Facility	Big Bend	Consolidation Coal	4.	29,646.90	423-2(a)	Col. (i), Retro Price Adj.	\$0.000	\$1.000	\$46.592	Retroactive Price Adj
9.	November, 1994	Transfer Facility	Big Bend	P T Adaro	12.	72,747.38	423-2(a)	Col. (f), Tonnage Adj	72,747.38	72,748.00	\$26.819	Tonnage Adj.
10.	December, 1994	Transfer Facility	Big Bend	P T Adaro	4.	74,468.00	423-2(a)	Col. (i), Retro Price Adj.	\$0.000	(\$0.046)	\$29.349	Retroactive Price Adj
11.	January, 1995	Transfer Facility	Big Bend	P T Adaro	8.	73,251.00	423-2(a)	Col. (i), Retro Price Adj.	\$0.000	(\$0.046)	\$26.600	Retroactive Price Adj
12.	April, 1994	Transfer Facility	Big Bend	Zeigler Coal	2.	85,612.40	423-2(a)	Col. (i), Retro Price Adj.	\$0.331	\$0.289	\$42.911	Retroactive Price Adj
13.	May, 1994	Transfer Facility	Big Bend	Zeigler Coal	2.	88,313.10	423-2(a)	Col. (i), Retro Price Adj.	\$0.331	\$0.289	\$42.911	Retroactive Price Adj
14.	June, 1994	Transfer Facility	Big Bend	Zeigler Coal	2.	96,853.50	423-2(a)	Col. (i), Retro Price Adj.	\$0.331	\$0.289	\$42.911	Retroactive Price Adj
15.	February, 1994	Transfer Facility	Big Bend	Pyramid	5.	35,256.20	423-2(a)	Col. (i), Retro Price Adj.	(\$0.331)	(\$0.133)	\$23.937	Retroactive Price Adj

MONTHLY REPORT OF COST AND QUALITY OF COAL FOR ELECTRIC PLANTS
REPORT OF ADJUSTMENTS TO PREVIOUS COAL DELIVERED

1. Reporting Month: February Year: 1995
2. Reporting Company: Tampa Electric Company

3. Name, Title & Telephone Number of Contact Person Concerning Data
Submitted on this Form: Jeffrey Chronister, Manager Financial Reporting
(813) 228 - 1609

4. Signature of Official Submitting Form: 
L. L. Laffier, Vice Pres. & Controller

5. Date Completed: April 13, 1995

Line No. (a)	Month Reported (b)	Plant Name (c)	Generating Plant (d)	Supplier (e)	Line Number (f)	Volume Tons (g)	Form No. (h)	Column Designator & Title (i)	Old Value (j)	New Value (k)	Facility (\$/Ton) (l)	Reason for Revision (m)
1.	December, 1994	Transfer Facility	Gannon	Kerr McGee	2.	10,984.74	423-2(a)	Col. (f), Tonnage Adj	10,984.74	10,984.30	\$30.720	Tonnage Adj.
2.	January, 1995	Transfer Facility	Big Bend	Mapco	3.	24,077.90	423-2(b)	Col. (k), River Barge Rate			\$40.522	Transportation Cost Adj.
3.	January, 1995	Transfer Facility	Big Bend	Consolidation Coal	4.	29,646.90	423-2(b)	Col. (k), River Barge Rate			\$46.549	Transportation Cost Adj.
4.	January, 1995	Transfer Facility	Big Bend	Zeigler Coal	5.	39,644.10	423-2(b)	Col. (k), River Barge Rate			\$29.542	Transportation Cost Adj.
5.	January, 1995	Transfer Facility	Big Bend	Basin Resources	6.	75,725.66	423-2(b)	Col. (k), River Barge Rate			\$46.686	Transportation Cost Adj.
6.	January, 1995	Transfer Facility	Big Bend	Peabody Development	7.	11,329.70	423-2(b)	Col. (k), River Barge Rate			\$39.042	Transportation Cost Adj.
7.	January, 1995	Transfer Facility	Gannon	Gatliff Coal	1.	7,191.10	423-2(b)	Col. (k), River Barge Rate			\$58.792	Transportation Cost Adj.
8.	January, 1995	Transfer Facility	Gannon	Gatliff Coal	2.	11,726.00	423-2(b)	Col. (k), River Barge Rate			\$58.392	Transportation Cost Adj.
9.	January, 1995	Transfer Facility	Gannon	Gatliff Coal	3.	947.52	423-2(b)	Col. (k), River Barge Rate			\$56.992	Transportation Cost Adj.
10.	January, 1995	Transfer Facility	Gannon	Kerr McGee	4.	52,760.00	423-2(b)	Col. (k), River Barge Rate			\$36.820	Transportation Cost Adj.
11.	October, 1994	Transfer Facility	Big Bend	Consolidation Coal	3.	59,531.60	423-2(a)	Col. (i), Retro Price Adj.	(\$0.592)	(\$0.569)	\$41.887	Retroactive Price Adj.
12.	November, 1994	Transfer Facility	Big Bend	Consolidation Coal	4.	80,702.10	423-2(a)	Col. (i), Retro Price Adj.	\$0.000	\$0.023	\$41.887	Retroactive Price Adj.
13.												
14.												
15.												