

SCANNED

Florida Power Corporation
Docket No. 950001-EI

990001

Request for Specified Confidential Treatment

DECLASSIFIED

423 Forms for June, 1995

CONFIDENTIAL COPY

(confidential information denoted with shading)

DOCUMENT NUMBER-DATE

07992 AUG 17 88

FPSC-RECORDS/REPORTING

MONTHLY REPORT OF COST AND QUALITY OF COAL FOR ELECTRIC PLANTS
ORIGIN, TONNAGE, DELIVERED PRICE AND AS RECEIVED QUALITY

- 1. Report for: Mo. June Yr. 1995
- 2. Reporting Company: Florida Power Corporation
- 3. Plant Name: Transfer Facility IMT

**SPECIFIED
CONFIDENTIAL**

4. Name, Title and Telephone Number of Contact Person Concerning Data Submitted on this Form
Delmar J. Clark Jr., Financial Analyst-Regulatory
(813) 824-6491

5. Signature of Official Submitting Report

Delmar J. Clark Jr.
Delmar J. Clark Jr., Financial Analyst-Regulatory

6. Date Completed: August 15, 1995

Line No.	Supplier Name	Mine Location	Purchase Type	Transportation Mode	Tons	Effective Purchase Price (\$/Ton)	Total Transportation Cost (\$/Ton)	F.O.B. Plant Price (\$/Ton)	As Received Coal Quality			
									Percent Sulfur (%)	Btu Content (Btu/lb)	Percent Ash (%)	Percent Moisture (%)
(a)	(b)	(c)	(d)	(e)	(f)	(g)	(h)	(i)	(j)	(k)	(l)	(m)
1.	A. T. Massey Coal Co.	08, Wv, 005	LTC	TR&B	9,744	\$26.96	\$15.93	\$42.89	0.65	12,616	8.40	7.02
2.	A. T. Massey Coal Co.	08, Ky, 019	LTC	TR&B	22,686	\$26.96	\$15.93	\$42.89	0.65	12,616	8.40	7.02
3.	Pen Coal Company	08, Ky, 019	LTC	B	4,920	\$27.20	\$15.93	\$43.13	1.01	12,461	9.33	6.42
4.	Pen Coal Company	08, Wv, 099	LTC	B	5,045	\$27.20	\$15.93	\$43.13	1.01	12,461	9.33	6.42
5.	Pen Coal Company	08, Ky, 019	LTC	B	3,251	\$28.41	\$15.93	\$44.34	0.64	12,459	8.88	7.12
6.	Pen Coal Company	08, Wv, 099	LTC	B	13,982	\$28.41	\$15.93	\$44.34	0.64	12,459	8.88	7.12
7.	Ikerd-Bandy	08, Ky, 193	STC	B	25,481	\$23.38	\$15.93	\$39.31	0.69	12,185	10.38	6.81

MONTHLY REPORT OF COST AND QUALITY OF COAL FOR ELECTRIC PLANTS
ORIGIN, TONNAGE, DELIVERED PRICE AND AS RECEIVED QUALITY

- 1. Report for: Mo. June Yr. 1995
- 2. Reporting Company: Florida Power Corporation
- 3. Plant Name: Crystal River 1 & 2

**SPECIFIED
CONFIDENTIAL**

4. Name, Title and Telephone Number of Contact
Person Concerning Data Submitted on this Form
Delmar J. Clark Jr., Financial Analyst-Regulatory
(813) 824-6491

5. Signature of Official Submitting Report

Delmar J. Clark Jr.
Delmar J. Clark Jr., Financial Analyst-Regulatory

6. Date Completed: August 15, 1995

Line No.	Supplier Name	Mine Location	Purchase Type	Transportation Mode	Tons	Effective Purchase Price (\$/Ton)	Total Transportation Cost (\$/Ton)	F.O.B. Plant Price (\$/Ton)	As Received Coal Quality			
									Percent Sulfur (%)	Btu Content (Btu/lb)	Percent Ash (%)	Percent Moisture (%)
(a)	(b)	(c)	(d)	(e)	(f)	(g)	(h)	(i)	(j)	(k)	(l)	(m)
1.	Consolidation Coal Sales	08,Ky,119	LTC	UR	39,586	\$24.37	\$16.81	\$41.18	0.89	12,525	8.43	6.82
2.	Arch of Kentucky	08,Ky,095	LTC	UR	48,859	\$27.25	\$16.68	\$43.93	0.95	13,240	6.54	6.21
3.	Ikerd - Bandy	08,Ky,013	STC	UR	9,664	\$25.04	\$16.68	\$41.72	0.98	12,804	7.58	7.11
4.	Transfer Facility	N/A	LTC	OB	42,488	\$44.95	\$7.60	\$52.55	0.96	12,391	9.44	6.82

MONTHLY REPORT OF COST AND QUALITY OF COAL FOR ELECTRIC PLANTS
ORIGIN, TONNAGE, DELIVERED PRICE AND AS RECEIVED QUALITY

- 1. Report for: Mo. June Yr. 1995
- 2. Reporting Company: Florida Power Corporation
- 3. Plant Name: Crystal River 4 & 5

**SPECIFIED
CONFIDENTIAL**

4. Name, Title and Telephone Number of Contact Person Concerning Data Submitted on this Form
Delmar J. Clark Jr., Financial Analyst-Regulatory
(813) 824-6491

5. Signature of Official Submitting Report

Delmar J. Clark Jr.
Delmar J. Clark Jr., Financial Analyst-Regulatory

6. Date Completed: August 15, 1995

Line No.	Supplier Name	Mine Location	Purchase Type	Transportation Mode	Tons	Effective Purchase Price (\$/Ton)	Total Transportation Cost (\$/Ton)	F.O.B. Plant Price (\$/Ton)	As Received Coal Quality			
									Percent Sulfur (%)	Btu Content (Btu/lb)	Percent Ash (%)	Percent Moisture (%)
(a)	(b)	(c)	(d)	(e)	(f)	(g)	(h)	(i)	(j)	(k)	(l)	(m)
1.	Powell Mtn. Joint Venture	08,Va,105	LTC	UR	48,802	\$36.89	\$16.69	\$53.58	0.72	12,509	8.80	7.35
2.	Powell Mtn. Joint Venture	08,Ky,133	LTC	UR	9,528	\$36.89	\$16.69	\$53.58	0.72	12,509	8.80	7.35
3.	Powell Mtn. Joint Venture	08,Ky,119	LTC	UR	19,332	\$36.89	\$16.69	\$53.58	0.72	12,509	8.80	7.35
4.	Golden Oak Mining Co.	08,Ky,133	LTC	UR	79,603	\$28.41	\$17.80	\$46.21	0.69	13,036	7.20	6.03
5.	Franklin Coal Sales	08,Ky,195	LTC	UR	29,203	\$26.70	\$16.82	\$43.52	0.69	12,757	8.68	7.20
6.	Ikerd-Bandy	08,Ky,193	STC	UR	19,277	\$23.38	\$17.80	\$41.18	0.69	12,185	10.38	6.81
7.	Transfer Facility	N/A	LTC	OB	99,532	\$42.11	\$7.60	\$49.71	0.68	12,535	8.93	6.94


MONTHLY REPORT OF COST AND QUALITY OF COAL FOR ELECTRIC PLANTS
ORIGIN, TONNAGE, DELIVERED PRICE AND AS RECEIVED QUALITY

- 1. Report for: Mo. June Yr. 1995
- 2. Reporting Company: Florida Power Corporation
- 3. Plant Name: Transfer Facility IMT

4. Name, Title and Telephone Number of Contact
Person Concerning Data Submitted on this Form
Delmar J. Clark Jr., Financial Analyst-Regulatory
(813) 824-6491

**SPECIFIED
CONFIDENTIAL**

5. Signature of Official Submitting Report


Delmar J. Clark Jr., Financial Analyst-Regulatory

6. Date Completed: August 15, 1995

Line No.	Supplier Name	Mine Location	Purchase Type	Tons	F.O.B. Mine Price (\$/Ton)	Short Haul & Loading Charges (\$/Ton)	Original Invoice Price (\$/Ton)	Retro-active Price Increases (\$/Ton)	Base Price (\$/Ton)	Quality Adjustments (\$/Ton)	Effective Purchase Price (\$/Ton)
(a)	(b)	(c)	(d)	(e)	(f)	(g)	(h)	(i)	(j)	(k)	(l)
1.	A. T. Massey Coal Co.	08, Wv, 005	LTC	9,744	\$26.96	\$0.00	\$26.96	\$0.00	\$26.96	\$0.00	\$26.96
2.	A. T. Massey Coal Co.	08, Ky, 019	LTC	22,686	\$26.96	\$0.00	\$26.96	\$0.00	\$26.96	\$0.00	\$26.96
3.	Pen Coal Company	08, Ky, 019	LTC	4,920	\$27.20	\$0.00	\$27.20	\$0.00	\$27.20	\$0.00	\$27.20
4.	Pen Coal Company	08, Wv, 099	LTC	5,045	\$27.20	\$0.00	\$27.20	\$0.00	\$27.20	\$0.00	\$27.20
5.	Pen Coal Company	08, Ky, 019	LTC	3,251	\$28.50	\$0.00	\$28.50	\$0.00	\$28.50	(\$0.09)	\$28.41
6.	Pen Coal Company	08, Wv, 099	LTC	13,982	\$28.50	\$0.00	\$28.50	\$0.00	\$28.50	(\$0.09)	\$28.41
7.	Ikerd-Bandy	08, Ky, 193	STC	25,481	\$23.60	\$0.00	\$23.60	\$0.00	\$23.60	(\$0.22)	\$23.38


MONTHLY REPORT OF COST AND QUALITY OF COAL FOR ELECTRIC PLANTS
ORIGIN, TONNAGE, DELIVERED PRICE AND AS RECEIVED QUALITY

- 1. Report for: Mo. June Yr. 1995
- 2. Reporting Company: Florida Power Corporation
- 3. Plant Name: Crystal River 1 & 2

**SPECIFIED
CONFIDENTIAL**

4. Name, Title and Telephone Number of Contact
Person Concerning Data Submitted on this Form
Delmar J. Clark Jr., Financial Analyst-Regulatory
(813) 824-6491

5. Signature of Official Submitting Report


Delmar J. Clark Jr., Financial Analyst-Regulatory

6. Date Completed: August 15, 1995

Line No.	Supplier Name	Mine Location	Purchase Type	Tons	F.O.B. Mine Price (\$/Ton)	Short Haul & Loading Charges (\$/Ton)	Original Invoice Price (\$/Ton)	Retro-active Price Increases (\$/Ton)	Base Price (\$/Ton)	Quality Adjustments (\$/Ton)	Effective Purchase Price (\$/Ton)
(a)	(b)	(c)	(d)	(e)	(f)	(g)	(h)	(i)	(j)	(k)	(l)
1.	Consolidation Coal Sales	08,Ky,119	LTC	39,586	\$24.37	\$0.00	\$24.37	\$0.00	\$24.37	\$0.00	\$24.37
2.	Arch of Kentucky	08,Ky,095	LTC	48,859	\$27.25	\$0.00	\$27.25	\$0.00	\$27.25	\$0.00	\$27.25
3.	Ikerd - Bandy	08,Ky,013	STC	9,664	\$24.45	\$0.00	\$24.45	\$0.00	\$24.45	\$0.59	\$25.04
4.	Transfer Facility	N/A	LTC	42,488	\$44.95	\$0.00	\$44.95	N/A	\$44.95	N/A	\$44.95

MONTHLY REPORT OF COST AND QUALITY OF COAL FOR ELECTRIC PLANTS
ORIGIN, TONNAGE, DELIVERED PRICE AND AS RECEIVED QUALITY

- 1. Report for: Mo. June Yr. 1995
- 2. Reporting Company: Florida Power Corporation
- 3. Plant Name: Crystal River 4 & 5

**SPECIFIED
CONFIDENTIAL**

- 4. Name, Title and Telephone Number of Contact Person Concerning Data Submitted on this Form
Delmar J. Clark Jr., Financial Analyst-Regulatory
(813) 824-6491

- 5. Signature of Official Submitting Report

Delmar J. Clark Jr.
Delmar J. Clark Jr., Financial Analyst-Regulatory

- 6. Date Completed: August 15, 1995

Line No.	Supplier Name	Mine Location	Purchase Type	Tons	F.O.B. Mine Price (\$/Ton)	Short Haul & Loading Charges (\$/Ton)	Original Invoice Price (\$/Ton)	Retro-active Price Increases (\$/Ton)	Base Price (\$/Ton)	Quality Adjustments (\$/Ton)	Effective Purchase Price (\$/Ton)
(a)	(b)	(c)	(d)	(e)	(f)	(g)	(h)	(i)	(j)	(k)	(l)
1.	Powell Mtn. Joint Venture	08,Va,105	LTC	48,802	\$36.89	\$0.00	\$36.89	\$0.00	\$36.89	\$0.00	\$36.89
2.	Powell Mtn. Joint Venture	08,Ky,133	LTC	9,528	\$36.89	\$0.00	\$36.89	\$0.00	\$36.89	\$0.00	\$36.89
3.	Powell Mtn. Joint Venture	08,Ky,119	LTC	19,332	\$36.89	\$0.00	\$36.89	\$0.00	\$36.89	\$0.00	\$36.89
4.	Golden Oak Mining Co.	08,Ky,133	LTC	79,603	\$28.41	\$0.00	\$28.41	\$0.00	\$28.41	\$0.00	\$28.41
5.	Franklin Coal Sales	08,Ky,195	LTC	29,203	\$26.70	\$0.00	\$26.70	\$0.00	\$26.70	\$0.00	\$26.70
6.	Ikerd-Bandy	08,Ky,193	STC	19,277	\$23.60	\$0.00	\$23.60	\$0.00	\$23.60	(\$0.22)	\$23.38
7.	Transfer Facility	N/A	LTC	99,532	\$42.11	\$0.00	\$42.11	N/A	\$42.11	N/A	\$42.11


MONTHLY REPORT OF COST AND QUALITY OF COAL FOR ELECTRIC PLANTS
ORIGIN, TONNAGE, DELIVERED PRICE AND AS RECEIVED QUALITY

- 1. Report For: Mo. JuneYr. 1995
- 2. Reporting Company: Florida Power Corporation
- 3. Plant Name: Transfer Facility IMT

**SPECIFIED
CONFIDENTIAL**

4. Name, Title and Telephone Number of Contact
Person Concerning Data Submitted on this Form
Delmar J. Clark Jr., Financial Analyst - Regulatory
(813) 824-6491

5. Signature of Official Submitting Report


Delmar J. Clark Jr., Financial Analyst - Regulatory

6. Date Completed: August 15, 1995

Line No.	Supplier Name	Mine Location	Shipping Point	Transportation Mode	Tons	Effective Purchase Price (\$/Ton)	Additional Shorthaul & Loading Charges (\$/Ton)	Rail Rate (\$/Ton)	Other Rail Charges (\$/Ton)	River Barge Rate (\$/Ton)	Trans-loading Rate (\$/Ton)	Ocean Barge Rate (\$/Ton)	Other Water Charges (\$/Ton)	Other Related Charges (\$/Ton)	Transportation Charges (\$/Ton)	F.O.B. Plant Price
																Price (\$/Ton)
(a)	(b)	(c)	(d)	(e)	(f)	(g)	(h)	(i)	(j)	(k)	(l)	(m)	(n)	(o)	(p)	(q)
1.	A. T. Massey Coal Co.	08, Wv, 005	Boone, Wv	TR&B	9,744	\$26.96	N/A	N/A	N/A	N/A	N/A	N/A	N/A	N/A	\$15.93	\$42.89
2.	A. T. Massey Coal Co.	08, Ky, 019	Boyd, Ky	TR&B	22,686	\$26.96	N/A	N/A	N/A	N/A	N/A	N/A	N/A	N/A	\$15.93	\$42.89
3.	Pen Coal Company	08, Ky, 019	Boyd, Ky	B	4,920	\$27.20	N/A	N/A	N/A	N/A	N/A	N/A	N/A	N/A	\$15.93	\$43.13
4.	Pen Coal Company	08, Wv, 099	Wayne, Wv	B	5,045	\$27.20	N/A	N/A	N/A	N/A	N/A	N/A	N/A	N/A	\$15.93	\$43.13
5.	Pen Coal Company	08, Ky, 019	Boyd, Ky	B	3,251	\$28.41	N/A	N/A	N/A	N/A	N/A	N/A	N/A	N/A	\$15.93	\$44.34
6.	Pen Coal Company	08, Wv, 099	Wayne, Wv	B	13,982	\$28.41	N/A	N/A	N/A	N/A	N/A	N/A	N/A	N/A	\$15.93	\$44.34
7.	lkerd - Bandy	08, Ky, 193	Perry, Ky	B	25,481	\$23.38	N/A	N/A	N/A	N/A	N/A	N/A	N/A	N/A	\$15.93	\$39.31

MONTHLY REPORT OF COST AND QUALITY OF COAL FOR ELECTRIC PLANTS
ORIGIN, TONNAGE, DELIVERED PRICE AND AS RECEIVED QUALITY

- 1. Report For: Mo. June Yr. 1995
- 2. Reporting Company: Florida Power Corporation
- 3. Plant Name: Crystal River 1 & 2

**SPECIFIED
CONFIDENTIAL**

4. Name, Title and Telephone Number of Contact
Person Concerning Data Submitted on this Form
Delmar J. Clark Jr., Financial Analyst - Regulatory
(813) 824-6491

5. Signature of Official Submitting Report

Delmar J. Clark Jr.
Delmar J. Clark Jr., Financial Analyst - Regulatory

6. Date Completed: August 15, 1995

Line No.	Supplier Name	Mine Location	Shipping Point	Transportation Mode	Tons	Effective Purchase Price (\$/Ton)	Additional Shorthaul & Loading Charges (\$/Ton)	Rail Rate (\$/Ton)	Other Rail Charges (\$/Ton)	River Barge Rate (\$/Ton)	Trans-loading Rate (\$/Ton)	Ocean Barge Rate (\$/Ton)	Other Water Charges (\$/Ton)	Other Related Charges (\$/Ton)	Transportation Charges (\$/Ton)	F.O.B. Plant Price (\$/Ton)
1.	Consolidation Coal Sales	08,Ky,119	Knott, Ky	UR	39,586	\$24.37	\$0.00	\$15.18	\$1.63	N/A	N/A	N/A	\$0.00	\$0.00	\$16.81	\$41.18
2.	Arch of Kentucky	08,Ky,095	Harlan, Ky	UR	48,859	\$27.25	\$0.00	\$15.05	\$1.63	N/A	N/A	N/A	\$0.00	\$0.00	\$16.68	\$43.93
3.	Ikerd-Bandy	08,Ky,013	Bell, Ky	UR	9,664	\$25.04	\$0.00	\$15.05	\$1.63	N/A	N/A	N/A	\$0.00	\$0.00	\$16.68	\$41.72
4.	Transfer Facility	N/A	Plaquemines Parrish, La	OB	42,488	\$44.95	\$0.00	N/A	N/A	N/A	N/A	\$7.60	\$0.00	\$0.00	\$7.60	\$52.55

MONTHLY REPORT OF COST AND QUALITY OF COAL FOR ELECTRIC PLANTS
ORIGIN, TONNAGE, DELIVERED PRICE AND AS RECEIVED QUALITY

- 1. Report For: Mo. June Yr. 1995
- 2. Reporting Company: Florida Power Corporation
- 3. Plant Name: Crystal River 4 & 5

**SPECIFIED
CONFIDENTIAL**

4. Name, Title and Telephone Number of Contact
Person Concerning Data Submitted on this Form
Delmar J. Clark Jr., Financial Analyst - Regulatory
(813) 824-6491

5. Signature of Official Submitting Report

Delmar J. Clark Jr., Financial Analyst - Regulatory

6. Date Completed: August 15, 1995

Line No.	Supplier Name	Mine Location	Shipping Point	Transportation Mode	Tons	Effective Purchase Price (\$/Ton)	Additional Shorthaul & Loading Charges (\$/Ton)	Rail Rate (\$/Ton)	Other Rail Charges (\$/Ton)	River Barge Rate (\$/Ton)	Trans-loading Rate (\$/Ton)	Ocean Barge Rate (\$/Ton)	Other Water Charges (\$/Ton)	Other Related Charges (\$/Ton)	Transportation Charges (\$/Ton)	F.O.B. Plant Price (\$/Ton)
1.	Powell Mtn. Joint Venture	08, Va, 105	Lee, Va	UR	48,802	\$36.89	\$0.00	\$15.05	\$1.64	N/A	N/A	N/A	\$0.00	\$0.00	\$16.69	\$53.58
2.	Powell Mtn. Joint Venture	08, Ky, 133	Letcher, Ky	UR	9,528	\$36.89	\$0.00	\$15.05	\$1.64	N/A	N/A	N/A	\$0.00	\$0.00	\$16.69	\$53.58
3.	Powell Mtn. Joint Venture	08, Ky, 119	Knott, Ky	UR	19,332	\$36.89	\$0.00	\$15.05	\$1.64	N/A	N/A	N/A	\$0.00	\$0.00	\$16.69	\$53.58
4.	Golden Oak Mining Co.	08, Ky, 133	Letcher, Ky	UR	79,603	\$28.41	\$0.00	\$16.16	\$1.64	N/A	N/A	N/A	\$0.00	\$0.00	\$17.80	\$46.21
5.	Franklin Coal Sales	08, Ky, 195	Pike, Ky	UR	29,203	\$26.70	\$0.00	\$15.18	\$1.64	N/A	N/A	N/A	\$0.00	\$0.00	\$16.82	\$43.52
6.	Ikerd-Bandy	08, Ky, 193	Perry, Ky	UR	19,277	\$23.38	\$0.00	\$16.16	\$1.64	N/A	N/A	N/A	\$0.00	\$0.00	\$17.80	\$41.18
7.	Transfer Facility	N/A	Plaquemines Parrish, La	OB	99,532	\$42.11	\$0.00	N/A	N/A	N/A	N/A	\$7.60	\$0.00	\$0.00	\$7.60	\$49.71

MONTHLY REPORT OF COST AND QUALITY OF COAL FOR ELECTRIC PLANTS
 REPORT OF ADJUSTMENTS TO PREVIOUS COAL DELIVERIES


1. Report For: Mo. June Yr. 1995

2. Reporting Company: Florida Power Corporation

3. Plant Name: Transfer Facility IMT

4. Name, Title and Telephone Number of Contact
 Person Concerning Data Submitted on this Form
 Delmar J. Clark Jr., Financial Analyst - Regulatory
 (813) 824-6491

5. Signature of Official Submitting Report


 Delmar J. Clark Jr., Financial Analyst - Regulatory

6. Date Completed: August 15, 1995

Line No.	Month Reported	Form Plant Name	Intended Generating Plant	Supplier	Original Line Number	Old Volume (tons)	Form No.	Column Title	Old Value	New Value	New F.O.B. Plant Price	Reason for Revision
(a)	(b)	(c)	(d)	(e)	(f)	(g)	(h)	(i)	(j)	(k)	(l)	(m)

== NONE ==

MONTHLY REPORT OF COST AND QUALITY OF COAL FOR ELECTRIC PLANTS
 REPORT OF ADJUSTMENTS TO PREVIOUS COAL DELIVERIES

1. Report For: Mo. June Yr. 1995
 2. Reporting Company: Florida Power Corporation
 3. Plant Name: Transfer Facility TTI Systems, Inc.

4. Name, Title and Telephone Number of Contact
 Person Concerning Data Submitted on this Form
 Delmar J. Clark Jr., Financial Analyst - Regulatory
 (813) 824-6491

5. Signature of Official Submitting Report

Delmar J. Clark Jr., Financial Analyst - Regulatory

6. Date Completed: August 15, 1995

Line No.	Month Reported	Form Plant Name	Intended Generating Plant	Supplier	Original Line Number	Old Volume (tons)	Form No.	Column Title	Old Value	New Value	New F.O.B. Plant Price	Reason for Revision
(a)	(b)	(c)	(d)	(e)	(f)	(g)	(h)	(i)	(j)	(k)	(l)	(m)

== N O N E ==

MONTHLY REPORT OF COST AND QUALITY OF COAL FOR ELECTRIC PLANTS
 REPORT OF ADJUSTMENTS TO PREVIOUS COAL DELIVERIES


1. Report For: Mo. June Yr. 1995

2. Reporting Company: Florida Power Corporation

3. Plant Name: Crystal River 1 & 2

4. Name, Title and Telephone Number of Contact
 Person Concerning Data Submitted on this Form
 Delmar J. Clark Jr., Financial Analyst - Regulatory
 (813) 824-6491

5. Signature of Official Submitting Report


 Delmar J. Clark Jr., Financial Analyst - Regulatory

6. Date Completed: August 15, 1995

Line No.	Month Reported	Form Plant Name	Intended Generating Plant	Supplier	Original Line Number	Old Volume (tons)	Form No.	Column Title	Old Value	New Value	New F.O.B. Plant Price	Reason for Revision
(a)	(b)	(c)	(d)	(e)	(f)	(g)	(h)	(i)	(j)	(k)	(l)	(m)

== NONE ==


MONTHLY REPORT OF COST AND QUALITY OF COAL FOR ELECTRIC PLANTS
 REPORT OF ADJUSTMENTS TO PREVIOUS COAL DELIVERIES

**SPECIFIED
 CONFIDENTIAL**

- 1. Report For: Mo. June Yr. 1995
- 2. Reporting Company: Florida Power Corporation
- 3. Plant Name: Crystal River 4 & 5

4. Name, Title and Telephone Number of Contact
 Person Concerning Data Submitted on this Form
 Delmar J. Clark Jr., Financial Analyst - Regulatory
 (813) 824-6491

5. Signature of Official Submitting Report


 Delmar J. Clark Jr., Financial Analyst - Regulatory

6. Date Completed: August 15, 1995

Line No.	Month Reported	Form Plant Name	Intended Generating Plant	Supplier	Original Line Number	Old Volume (tons)	Form No.	Column Title	Old Value	New Value	New F.O.B. Plant Price	Reason for Revision
(a)	(b)	(c)	(d)	(e)	(f)	(g)	(h)	(i)	(j)	(k)	(l)	(m)
1.	05/95	CR 4&5	CR 4&5	Franklin Coal Sales	7	9,572	2A	(k) Quality Adjustment	\$0.00	\$0.54	\$44.00	Quality Adjustment
2.	05/95	CR 4&5	CR 4&5	Franklin Coal Sales	6	19,223	2A	(k) Quality Adjustment	\$0.00	\$0.54	\$44.00	Quality Adjustment
3.	12/94	CR 4&5	CR 4&5	Franklin Coal Sales	5	19,275	2A	(k) Quality Adjustment	\$0.00	\$0.88	\$43.89	Quality Adjustment
4.	03/95	CR 4&5	CR 4&5	Franklin Coal Sales	5	9,526	2A	(k) Quality Adjustment	\$0.00	\$0.68	\$43.66	Quality Adjustment