

MACFARLANE AUSLEY FERGUSON & McMULLEN

ATTORNEYS AND COUNSELORS AT LAW

227 SOUTH CALHOUN STREET
P.O. BOX 391 ZIP 32301
TALLAHASSEE, FLORIDA 32301
19041 224-9115 FAX 19041 222-7560

111 MADISON STREET, SUITE 2300
P.O. BOX 1531 ZIP 33601
TAMPA, FLORIDA 33602
18131 273-4200 FAX 18131 273-4396

400 CLEVELAND STREET
P.O. BOX 1669 ZIP 34617
CLEARWATER, FLORIDA 34615
18131 441-0966 FAX 18131 442-8470

September 15, 1995

HAND DELIVERED

IN REPLY REFER TO:

Tallahassee

Ms. Blanca S. Bayo, Director
Division of Records and Reporting
Florida Public Service Commission
2540 Shumard Oak Boulevard
Tallahassee, Florida 32399-0850

ORIGINAL
FILE COPY

Re: Fuel and Purchased Power Cost Recovery Clause
and Generating Performance Incentive Factor;
FPSC Docket No. 950001-EI

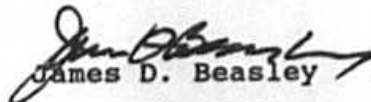
Dear Ms. Bayo:

Enclosed for filing in the above-styled docket are fifteen (15) copies of Tampa Electric Company's Forms 423-1, 423-1(a), 423-1(b), 423-2, 423-2(a), 423-2(b) and 423-2(c) for the month of July 1995 and revised Forms 423-1, 423-1(a), 423-1(b) and 423-2(c) for the month of June 1995. Portions of Forms 423-1(a), 423-2, 423-2(a) and 423-2(b) have been whited out to delete certain confidential proprietary business information which is the subject of a separate request for specified confidential treatment being simultaneously filed herewith.

Please acknowledge receipt and filing of the above by stamping the duplicate copy of this letter and returning same to this writer.

Thank you for your assistance in connection with this matter.

Sincerely,


James D. Beasley

JDB/pp
Enclosures

cc: All Parties of Record (w/o encls.)

RECEIVED & FILED


FEDERAL BUREAU OF RECORDS

DOCUMENT NUMBER-DATE

09124 SEP 15 1995

FPSC-RECORDS/REPORTING

FPSC Form 423-1

MONTHLY REPORT OF COST AND QUALITY OF FUEL OIL FOR ELECTRIC PLANTS
ORIGIN, VOLUME, DELIVERED PRICE AND AS RECEIVED QUALITY

3. Name, Title & Telephone Number of Contact Person Concerning Data
Submitted on this form: Jeffrey Chronister, Manager Financial Reporting
(813) - 228 - 1609

1. Reporting Month: July Year: 1995

2. Reporting Company: Tampa Electric Company

4. Signature of Official Submitting Report:

6. Date Completed: September 15, 1995

[Signature]
V. L. Jaffer, Vice Pres. & Controller

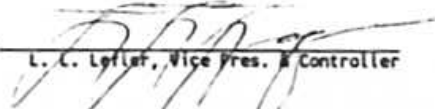
Line No. (a)	Plant Name (b)	Supplier Name (c)	Shipping Point (d)	Purchase Type (e)	Delivery Location (f)	Delivery Date (g)	Type Oil (h)	Sulfur Content (i)	BTU Content (BTU/Gal) (j)	Volume (Bbls) (k)	Delivered Price (\$/Bbl) (l)
1.	Gannon	Coastal Fuels	Tampa	LTC	Gannon	07-11-95	F02	0.18	137,326	164.37	\$22.2054
2.	Gannon	Coastal Fuels	Tampa	LTC	Gannon	07-19-95	F02	0.18	137,557	1,739.84	\$22.1723
3.	Big Bend	Coastal Fuels	Tampa	LTC	Big Bend	07-19-95	F02	0.15	137,960	8,434.88	\$22.1723
4.	Phillips	Coastal Fuels	Tampa	LTC	Phillips	07-28-95	F02	0.15	137,960	348.91	\$22.8529
5.	Phillips	Coastal Fuels	Tampa	LTC	Phillips	07-31-95	F02	0.15	137,960	176.37	\$23.3150
6.	Hookers Pt	Coastal Fuels	Tampa	LTC	Hookers Pt	07-12-95	F02	2.28	149,640	117.51	\$22.2058
7.	Phillips	Coastal Fuels	Tampa	LTC	Phillips	07-11-95	F06	2.28	149,640	151.19	\$19.2900
8.	Phillips	Coastal Fuels	Tampa	LTC	Phillips	07-11-95	F06	2.28	149,640	148.85	\$19.2900
9.	Phillips	Coastal Fuels	Tampa	LTC	Phillips	07-18-95	F06	2.28	149,640	449.99	\$18.7000
10.	Phillips	Coastal Fuels	Tampa	LTC	Phillips	07-19-95	F06	2.28	149,640	452.24	\$18.7010
11.	Phillips	Coastal Fuels	Tampa	LTC	Phillips	07-21-95	F06	2.24	149,770	893.83	\$16.8500
12.	Phillips	Coastal Fuels	Tampa	LTC	Phillips	07-25-95	F06	2.24	149,960	449.07	\$16.8500
13.	Phillips	Coastal Fuels	Tampa	LTC	Phillips	07-28-95	F06	2.24	149,960	743.59	\$16.8500
14.	Phillips	Coastal Fuels	Tampa	LTC	Phillips	07-28-95	F06	2.24	149,960	150.55	\$16.7400
15.	Phillips	Coastal Fuels	Tampa	LTC	Phillips	07-30-95	F06	2.24	149,960	145.90	\$16.7400
16.	Phillips	Coastal Fuels	Tampa	LTC	Phillips	07-31-95	F06	2.24	149,960	145.90	\$16.7400
17.											
18.											
19.											
20.											
21.											
22.											
23.											
24.											
25.											

* No analysis Taken

MONTHLY REPORT OF COST AND QUALITY OF FUEL OIL FOR ELECTRIC PLANTS
 DETAIL OF INVOICE AND TRANSPORTATION CHARGES

1. Reporting Month: July Year: 1995
 2. Reporting Company: Tampa Electric Company

3. Name, Title & Telephone Number of Contact Person Concerning Data
 Submitted on this Form: Jeffrey Chronister, Manager Financial Reporting
 (813) - 228 - 1609

4. Signature of Official Submitting Report: 
 L. C. Lefler, Vice Pres. & Controller


6. Date Completed: September 15, 1995

Line No. (a)	Plant Name (b)	Supplier Name (c)	Delivery Location (d)	Delivery Date (e)	Type Oil (f)	Volume (Bbls) (g)	Invoice Price (\$/Bbl) (h)	Invoice Amount \$ (i)	Discount \$ (j)	Net Amount \$ (k)	Net Price (\$/Bbl) (l)	Quality Adjust. (\$/Bbl) (m)	Effective Purchase Price (\$/Bbl) (n)	Transport to Terminal (\$/Bbl) (o)	Add'l Transport Charges (\$/Bbl) (p)	Other Charges (\$/Bbl) (q)	Delivered Price (\$/Bbl) (r)
1.	Gannon	Coastal Fuels	Gannon	07-11-95	F02	164.37									\$0.0000	\$0.0000	\$22.2054
2.	Gannon	Coastal Fuels	Gannon	07-19-95	F02	1,739.84									\$0.0000	\$0.0000	\$22.1723
3.	Big Bend	Coastal Fuels	Big Bend	07-19-95	F02	8,434.88									\$0.0000	\$0.0000	\$22.1723
4.	Phillips	Coastal Fuels	Phillips	07-28-95	F02	348.91									\$0.0000	\$0.0000	\$22.8529
5.	Phillips	Coastal Fuels	Phillips	07-31-95	F02	176.37									\$0.0000	\$0.0000	\$23.3150
6.	Hookers Pt	Coastal Fuels	Hookers Pt	07-12-95	F02	117.51									\$0.0000	\$0.0000	\$22.2058
7.	Phillips	Coastal Fuels	Phillips	07-11-95	F06	151.19									\$0.0000	\$0.0000	\$19.2900
8.	Phillips	Coastal Fuels	Phillips	07-11-95	F06	148.85									\$0.0000	\$0.0000	\$19.2900
9.	Phillips	Coastal Fuels	Phillips	07-18-95	F06	449.99									\$0.0000	\$0.0000	\$18.7000
10.	Phillips	Coastal Fuels	Phillips	07-19-95	F06	452.24									\$0.0000	\$0.0000	\$18.7000
11.	Phillips	Coastal Fuels	Phillips	07-21-95	F06	902.40									\$0.0000	\$0.0000	\$18.7010
12.	Phillips	Coastal Fuels	Phillips	07-25-95	F06	893.83									\$0.0000	\$0.0000	\$16.8500
13.	Phillips	Coastal Fuels	Phillips	07-26-95	F06	449.07									\$0.0000	\$0.0000	\$16.8500
14.	Phillips	Coastal Fuels	Phillips	07-28-95	F06	743.59									\$0.0000	\$0.0000	\$16.8500
15.	Phillips	Coastal Fuels	Phillips	07-30-95	F06	150.55									\$0.0000	\$0.0000	\$16.7400
16.	Phillips	Coastal Fuels	Phillips	07-31-95	F06	145.90									\$0.0000	\$0.0000	\$16.7400
17.																	
18.																	
19.																	
20.																	
21.																	
22.																	
23.																	
24.																	
25.																	
26.																	

MONTHLY REPORT OF COST AND QUALITY OF FUEL OIL FOR ELECTRIC PLANTS
 REPORT OF ADJUSTMENTS TO PREVIOUS OIL DELIVERIES

3. Name, Title & Telephone Number of Contact Person Concerning Data
 Submitted on this Form: Jeffrey Chronister, Manager Financial Reporting
 (813) - 228 - 1609

1. Reporting Month: July Year: 1995
 2. Reporting Company: Tampa Electric Company

4. Signature of Official Submitting Report: 
 L. L. Letter, Vice Pres. & Controller

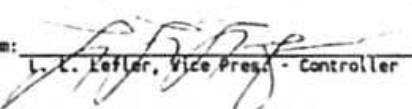
6. Date Completed: September 15, 1995

Line No. (a)	Month Reported (b)	Form Plant Name (c)	Supplier (d)	Original Line Number (e)	Old Volume (Bbls) (f)	Form No. (g)	Column Designator & Title (h)	Old Value (i)	New Value (j)	New Delivered Price (k)	Reason for Revision (l)
1.	May, 1995	Phillips	Coastal Fuels	7.	521.63	423-1	Column (i), Sulfur Content	0.08	0.09	\$25.0575	Quality Analysis Adjustment
2.	May, 1995	Phillips	Coastal Fuels	8.	1,346.38	423-1	Column (i), Sulfur Content	0.08	2.26	\$21.2200	Quality Analysis Adjustment
3.	May, 1995	Phillips	Coastal Fuels	9.	1,197.71	423-1	Column (i), Sulfur Content	0.08	2.29	\$21.2200	Quality Analysis Adjustment
4.	May, 1995	Phillips	Coastal Fuels	10.	2,544.88	423-1	Column (i), Sulfur Content	0.08	2.30	\$21.2412	Quality Analysis Adjustment
5.											
6.											
7.											
8.											
9.											
10.											
11.											
12.											
13.											
14.											
15.											

MONTHLY REPORT OF COST AND QUALITY OF COAL FOR ELECTRIC PLANTS
ORIGIN, TONNAGE, DELIVERED PRICE AND AS RECEIVED QUALITY

1. Reporting Month: July Year: 1995
2. Reporting Company: Tampa Electric Company
3. Plant Name: Electro-Coal Transfer Facility - Big Bend Station (1)

4. Name, Title & Telephone Number of Contact Person Concerning Data
Submitted on this Form: Jeffrey Chronister, Supervisor, Regulatory Accounting
(813) - 228 - 1609


5. Signature of Official Submitting Form: 
L. L. Lefler, Vice Pres. - Controller

6. Date Completed: September 15, 1995

Line No. (a)	Supplier Name (b)	Mine Location (c)	Purchase Type (d)	Transport Mode (e)	Tons (f)	Effective Purchase Price (\$/Ton) (g)	Total Transport Charges (\$/Ton) (h)	Delivered Price Transfer Facility (\$/Ton) (i)	As Received Coal Quality			
									Sulfur Content % (j)	BTU Content (BTU/lb) (k)	Ash Content % (l)	Moisture Content % (m)
1.	Zeigler Coal	10,IL,145,157	LTC	RB	85,544.60			\$42.779	3.00	11,026	9.30	12.80
2.	Peabody Development	9,KY,101	LTC	RB	38,797.20			\$30.149	2.62	11,223	8.49	13.13
3.	Basin Resources	17,CO,071	LTC	R&B	61,951.34			\$48.009	0.44	13,046	10.14	5.40
4.	Peabody Development	10,IL,165	LTC	RB	15,981.60			\$39.409	1.78	12,206	8.94	8.83
5.	Consolidation Coal	9,KY,225	S	RB	49,535.80			\$28.539	2.80	11,916	5.50	12.00
6.	Pyramid	9,KY,183	S	RB	6,136.20			\$27.669	2.80	11,391	10.30	11.00
7.	Peabody Development	10,IL,059	LTC	RB	1,482.20			\$29.409	2.84	12,808	9.19	6.00
8.	Zeigler Coal	10,IL,145,157	S	RB	10,047.00			\$29.639	3.00	10,985	9.50	12.90

(1) As Electro-Coal Transfer Facility is a central storage site for coal prior to its delivery to the power plant, the coal from suppliers noted on this schedule is usually delivered to Big Bend Station but could ultimately be delivered to Gannon Station.

MONTHLY REPORT OF COST AND QUALITY OF COAL FOR ELECTRIC PLANTS
DETAILED PURCHASED COAL INVOICE INFORMATION

1. Reporting Month: July Year: 1995
2. Reporting Company: Tampa Electric Company
3. Plant Name: Electro-Coal Transfer Facility - Big Bend Station (1)
4. Name, Title & Telephone Number of Contact Person Concerning Data Submitted on this Form: Jeffrey Chronister, Supervisor, Regulatory Accounting (813) - 228 - 1609
5. Signature of Official Submitting Form:  L. L. Keffler, Vice Pres. & Controller
6. Date Completed: September 15, 1995


Line No. (a)	Supplier Name (b)	Mine Location (c)	Purchase Type (d)	Tons (e)	F.O.B.(2) Mine Price (\$/Ton) (f)	Shorthaul & Loading Charges (\$/Ton) (g)	Original Invoice Price (\$/Ton) (h)	Retro-active Price Adjustments (\$/Ton) (i)	Base Price (\$/Ton) (j)	Quality Adjust-ments (\$/Ton) (k)	Effective Purchase Price (\$/Ton) (l)
1.	Zeigler Coal	10,IL,145,157	LTC	85,544.60	N/A	\$0.00		\$0.000		\$0.000	
2.	Peabody Development	9,KY,101	LTC	38,797.20	N/A	\$0.00		\$0.000		\$0.000	
3.	Basin Resources	17,CO,071	LTC	61,951.34	N/A	\$0.00		\$0.000		\$0.000	
4.	Peabody Development	10,IL,165	LTC	15,981.60	N/A	\$0.00		\$0.000		\$0.000	
5.	Consolidation Coal	9,KY,225	S	49,535.80	N/A	\$0.00		\$0.000		\$0.000	
6.	Pyramid	9,KY,183	S	6,136.20	N/A	\$0.00		\$0.000		\$0.000	
7.	Peabody Development	10,IL,059	LTC	1,482.20	N/A	\$0.00		\$0.000		\$0.000	
8.	Zeigler Coal	10,IL,145,157	S	10,047.00	N/A	\$0.00		\$0.000		\$0.000	

(1) As Electro-Coal Transfer Facility is a central storage site for coal prior to its delivery to the power plant, the coal from suppliers noted on this schedule is usually delivered to Big Bend Station but could ultimately be delivered to Gannon Station.

(2) Tampa Electric purchases coal F.O.B. shipping point or F.O.B. destination.

MONTHLY REPORT OF COST AND QUALITY OF COAL FOR ELECTRIC PLANTS
DETAIL OF TRANSPORTATION CHARGES

1. Reporting Month: July Year: 1995
2. Reporting Company: Tampa Electric Company
3. Plant Name: Electro-Coal Transfer Facility - Big Bend Station (1)


4. Name, Title & Telephone Number of Contact Person Concerning Data
Submitted on this Form: Jeffrey Chronister, Supervisor, Regulatory Accounting
(813) - 228 - 1609
5. Signature of Official Submitting Form: 
L. L. Lefler, Vice Pres. & Controller
6. Date Completed: September 15, 1995

Line No. (a)	Supplier Name (b)	Mine Location (c)	Shipping Point (d)	Transport Mode (e)	Tons (f)	(2) Add'l		Rail Charges			Waterborne Charges				Total Transport Charges (p)	Delivered Price Facilit (q)
						Effective Purchase Price (\$/Ton) (g)	Shorthaul & Loadin Charges (\$/Ton) (h)	Rail Rate (\$/Ton) (i)	Other Rail Charges (\$/Ton) (j)	River Barge Rate (\$/Ton) (k)	Trans- loading Rate (\$/Ton) (l)	Ocean Barge Rate (\$/Ton) (m)	Other Water Charges (\$/Ton) (n)	Other Related Charges (\$/Ton) (o)		
1.	Zeigler Coal	10,IL,145,157	Randolph & Perry Cnty, IL	RB	85,544.60		\$0.000		\$0.000							\$42.779
2.	Peabody Development	9,KY,101	Henderson Cnty, KY	RB	38,797.20		\$0.000		\$0.000							\$36.149
3.	Basin Resources	17,CO,071	Las Animas Cnty, CO.	R&B	61,951.34		\$0.000		\$0.000							\$48.009
4.	Peabody Development	10,IL,165	Saline Cnty, IL	RB	15,981.60		\$0.000		\$0.000							\$39.409
5.	Consolidation Coal	9,KY,225	Union Cnty, KY	RB	49,535.80		\$0.000		\$0.000							\$28.539
6.	Pyramid	9,KY,183	Ohio Cnty, KY	RB	6,136.20		\$0.000		\$0.000							\$27.669
7.	Peabody Development	10,IL,059	Gallatin Cnty, IL	RB	1,482.20		\$0.000		\$0.000							\$29.409
8.	Zeigler Coal	10,IL,145,157	Randolph & Perry Cnty, IL	RB	10,047.00		\$0.000		\$0.000							\$29.639

(1) As Electro-Coal Transfer Facility is a central storage site for coal prior to its delivery to the power plant, the coal from suppliers noted on this schedule is usually delivered to Big Bend Station but could ultimately be delivered to Gannon Station.

(2) Tampa Electric purchases coal F.O.B. shipping point or F.O.B. destination.

MONTHLY REPORT OF COST AND QUALITY OF COAL FOR ELECTRIC PLANTS
ORIGIN, TONNAGE, DELIVERED PRICE AND AS RECEIVED QUALITY

1. Reporting Month: July Year: 1995
 2. Reporting Company: Tampa Electric Company
 3. Plant Name: Electro-Coal Transfer Facility - Gannon Station (1)
4. Name, Title & Telephone Number of Contact Person Concerning Data
 Submitted on this Form: Jeffrey Chronister, Supervisor, Regulatory Accounting
 (813) - 228 - 1609
 5. Signature of Official Submitting Form: 
 L. L. Leffer, Vice Pres. Controller
 6. Date Completed: September 15, 1995

Line No. (a)	Supplier Name (b)	Mine Location (c)	Purchase Type (d)	Transport Mode (e)	Tons (f)	Effective Purchase Price (\$/Ton) (g)	Total Transport Charges (\$/Ton) (h)	Delivered Price Transfer Facility (\$/Ton) (i)	As Received Coal Quality			
									Sulfur Content % (j)	BTU Content (BTU/lb) (k)	Ash Content % (l)	Moisture Content % (m)
1.	Gatliff Coal	8,TN,013	C	RRB	13,870.70			\$57.769	1.18	12,858	9.24	4.70
2.	Kerr McGee	10,IL,165	S	RB	101,835.00			\$36.852	1.30	12,166	6.74	10.66

(1) As Electro-Coal Transfer Facility is a central storage site for coal prior to its delivery to the power plant, the coal from suppliers noted on this schedule is usually delivered to Gannon Station but could ultimately be delivered to Big Bend Station.

MONTHLY REPORT OF COST AND QUALITY OF COAL FOR ELECTRIC PLANTS
DETAILED PURCHASED COAL INVOICE INFORMATION

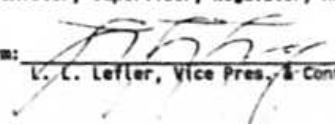
1. Reporting Month: July Year: 1995

2. Reporting Company: Tampa Electric Company

3. Plant Name: Electro-Coal Transfer Facility - Gannon Station (1)

4. Name, Title & Telephone Number of Contact Person Concerning Data
Submitted on this Form: Jeffrey Chronister, Supervisor, Regulatory Accounting
(813) - 228 - 1609

5. Signature of Official Submitting Form:


L. C. Laffer, Vice Pres. & Controller

6. Date Completed: September 15, 1995

Line No. (a)	Supplier Name (b)	Mine Location (c)	Purchase Type (d)	Tons (e)	F.O.B. (2) Mine Price (\$/Ton) (f)	Shorthaul & Loading Charges (\$/Ton) (g)	Original Invoice Price (\$/Ton) (h)	Retro-active Price Adjustments (\$/Ton) (i)	Base Price (\$/Ton) (j)	Quality Adjustments (\$/Ton) (k)	Effective Purchase Price (\$/Ton) (l)
1.	Gatliff Coal	8,TM,013	C	13,870.70	N/A	\$0.000		\$0.000		\$0.000	
2.	Kerr McGee	10,IL,165	S	101,835.60	N/A	\$0.000		\$0.000		\$0.000	

(1) As Electro-Coal Transfer Facility is a central storage site for coal prior to its delivery to the power plant, the coal from suppliers noted on this schedule is usually delivered to Gannon Station but could ultimately be delivered to Big Bend Station.

(2) Tampa Electric purchases coal F.O.B. shipping point or F.O.B. destination.

MONTHLY REPORT OF COST AND QUALITY OF COAL FOR ELECTRIC PLANTS
 DETAIL OF TRANSPORTATION CHARGES

1. Reporting Month: July Year: 1995

2. Reporting Company: Tampa Electric Company

3. Plant Name: Electro-Coal Transfer Facility - Gannon Station (1)

4. Name, Title & Telephone Number of Contact Person Concerning Data
 Submitted on this Form: Jeffrey Chronister, Supervisor, Regulatory Accounting
 (813) - 228 - 1609

5. Signature of Official Submitting Form: L. L. Lefler, Vice Pres. & Controller

6. Date Completed: September 15, 1995

Line No. (a)	Supplier Name (b)	Mine Location (c)	Shipping Point (d)	Transport Mode (e)	Tons (f)	(2) Effective Purchase Price (\$/Ton) (g)	Add'l Shorthaul & Loading Charges (\$/Ton) (h)	Rail Charges			Waterborne Charges				Total Transportation Charges (\$/Ton) (p)	Delivered Price Transfer Facility (\$/Ton) (q)
								Rail Rate (\$/Ton) (i)	Other Rail Charges (\$/Ton) (j)	River Barge Rate (\$/Ton) (k)	Trans-loading Rate (\$/Ton) (l)	Ocean Barge Rate (\$/Ton) (m)	Other Water Charges (\$/Ton) (n)	Other Related Charges (\$/Ton) (o)		
1.	Gatliff Coal	8,TN,013	Campbell Cnty, TN	R&B	13,870.70		\$0.000	\$0.000								\$57.769
2.	Kerr McGee	10,IL,165	Saline Cnty, IL	RB	101,835.00		\$0.000	\$0.000								\$36.852

(1) As Electro-Coal Transfer Facility is a central storage site for coal prior to its delivery to the power plant, the coal from suppliers noted on this schedule is usually delivered to Gannon Station but could ultimately be delivered to Big Bend Station.


(2) Tampa Electric purchases coal F.O.B. shipping point or F.O.B. destination.

MONTHLY REPORT OF COST AND QUALITY OF COAL FOR ELECTRIC PLANTS
 ORIGIN, TONNAGE, DELIVERED PRICE AND AS RECEIVED QUALITY

- 1. Reporting Month: July Year: 1995
- 2. Reporting Company: Tampa Electric Company
- 3. Plant Name: Big Bend Station

4. Name, Title & Telephone Number of Contact Person Concerning Data
 Submitted on this Form: Jeffrey Chronister, Supervisor, Regulatory Accounting
 (813) - 228 - 1609

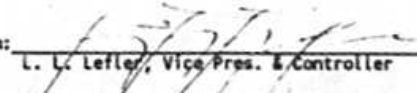
5. Signature of Official Submitting Form:


 L. L. Lefler, Vice Pres. Controller

6. Date Completed: September 15, 1995

Line No. (a)	Supplier Name (b)	Mine Location (c)	Purchase Type (d)	Transport Mode (e)	Tons (f)	Effective Purchase Price (\$/Ton) (g)	Total Transport Charges (\$/Ton) (h)	FOB Plant Price (\$/Ton) (i)	As Received Coal Quality			
									Sulfur Content % (j)	BTU Content (BTU/lb) (k)	Ash Content % (l)	Moisture Content % (m)
1.	Transfer Facility	N/A	N/A	OB	479,522.00			\$46.041	2.28	11,815	9.02	10.57

MONTHLY REPORT OF COST AND QUALITY OF COAL FOR ELECTRIC PLANTS
 DETAILED PURCHASED COAL INVOICE INFORMATION

- | | |
|---|---|
| <p>1. Reporting Month: July Year: 1995</p> <p>2. Reporting Company: Tampa Electric Company</p> <p>3. Plant Name: Big Bend Station</p> | <p>4. Name, Title & Telephone Number of Contact Person Concerning Data Submitted on this Form: Jeffrey Chronister, Supervisor, Regulatory Accounting (813) - 228 - 1609</p> <p>5. Signature of Official Submitting Form:  L. L. Lefler, Vice Pres. & Controller</p> <p>6. Date Completed: September 15, 1995</p> |
|---|---|

Line No. (a)	Supplier Name (b)	Mine Location (c)	Purchase Type (d)	Tons (e)	F.O.B. Mine Price (\$/Ton) (f)	Shorthaul & Loading Charges (\$/Ton) (g)	Original Invoice Price (\$/Ton) (h)	Retro-active Price Adjustments (\$/Ton) (i)	Base Price (\$/Ton) (j)	Quality Adjustments (\$/Ton) (k)	Effective Purchase Price (\$/Ton) (l)
1.	Transfer Facility	N/A	N/A	479,522.00	N/A	\$0.000		\$0.000		\$0.000	

MONTHLY REPORT OF COST AND QUALITY OF COAL FOR ELECTRIC PLANTS
 DETAIL OF TRANSPORTATION CHARGES

- 1. Reporting Month: July Year: 1995
- 2. Reporting Company: Tampa Electric Company
- 3. Plant Name: Big Bend Station

4. Name, Title & Telephone Number of Contact Person Concerning Data
 Submitted on this Form: Jeffrey Chronister, Supervisor, Regulatory Accounting
 (813) - 228 - 1609

5. Signature of Official Submitting Form: 
 L. L. Lefler, Vice Pres. & Controller

6. Date Completed: September 15, 1995

Line No. (a)	Supplier Name (b)	Mine Location (c)	Shipping Point (d)	Transport Mode (e)	Tons (f)	Add'l		Rail Charges					Waterborne Charges			Total Transportation Charges (p)	FOB Plant Price (q)
						Effective Purchase Price (\$/Ton) (g)	Shorthaul & Loadin Charges (\$/Ton) (h)	Rail Rate (\$/Ton) (i)	Other Rail Charges (\$/Ton) (j)	River Barge Rate (\$/Ton) (k)	Trans-loading Rate (\$/Ton) (l)	Ocean Barge Rate (\$/Ton) (m)	Other Water Charges (\$/Ton) (n)	Other Related Charges (\$/Ton) (o)			
1.	Transfer Facility	N/A	Davant, La.	OB	479,522.00	\$0.000	\$0.000										\$46.041

MONTHLY REPORT OF COST AND QUALITY OF COAL FOR ELECTRIC PLANTS
ORIGIN, TONNAGE, DELIVERED PRICE AND AS RECEIVED QUALITY

1. Reporting Month: July Year: 1995
2. Reporting Company: Tampa Electric Company
3. Plant Name: Garrison Station

4. Name, Title & Telephone Number of Contact Person Concerning Data
Submitted on this Form: Jeffrey Chronister, Supervisor, Regulatory Accounting
(813) - 228 - 1609

5. Signature of Official Submitting Form:

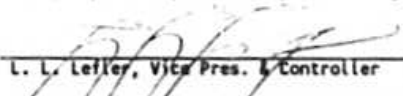

L. L. Lefler, Vice Pres. - Controller

6. Date Completed: September 15, 1995

Line No. (a)	Supplier Name (b)	Mine Location (c)	Purchase Type (d)	Transport Mode (e)	Tons (f)	Effective Purchase Price (\$/Ton) (g)	Total Transport Charges (\$/Ton) (h)	FOB Plant Price (\$/Ton) (i)	As Received Coal Quality			
									Sulfur Content % (j)	BTU Content (BTU/lb) (k)	Ash Content % (l)	Moisture Content % (m)
1.	Transfer Facility	N/A	N/A	OB	92,125.00			\$45.319	1.34	11,681	6.44	12.57
2.	Gatliff Coal	8,KY,235	LTC	UR	90,906.00			\$58.420	1.05	12,879	6.16	7.55
3.	Gatliff Coal	8,KY,195	LTC	UR	16,216.00			\$58.596	1.29	13,004	7.75	5.22
4.	Rio Doce America	N/A	N/A	OB	8,023.00			\$39.499	N/A	N/A	N/A	N/A

MONTHLY REPORT OF COST AND QUALITY OF COAL FOR ELECTRIC PLANTS
 DETAILED PURCHASED COAL INVOICE INFORMATION

1. Reporting Month: July Year: 1995
2. Reporting Company: Tampa Electric Company
3. Plant Name: Gannon Station


4. Name, Title & Telephone Number of Contact Person Concerning Data
 Submitted on this Form: Jeffrey Chronister, Supervisor, Regulatory Accounting
 (813) - 228 - 1609
5. Signature of Official Submitting Form: 
 L. L. Lefler, Vice Pres. & Controller
6. Date Completed: September 15, 1995

Line No. (a)	Supplier Name (b)	Mine Location (c)	Purchase Type (d)	Tons (e)	F.O.B. Mine Price (\$/Ton) (f)	Shorthaul & Loading Charges (\$/Ton) (g)	Original Invoice Price (\$/Ton) (h)	Retro-active Price Adjustments (\$/Ton) (i)	Base Price (\$/Ton) (j)	Quality Adjustments (\$/Ton) (k)	Effective Purchase Price (\$/Ton) (l)
1.	Transfer facility	N/A	N/A	92,125.00	N/A	\$0.000		\$0.000		\$0.000	
2.	Gatliff Coal	8,KY,235	LTC	90,906.00	N/A	\$0.000		\$0.000		\$0.000	
3.	Gatliff Coal	8,KY,195	LTC	16,216.00	N/A	\$0.000		\$0.000		\$0.000	
4.	Rio Doce America	N/A	N/A	8,023.00	N/A	\$0.000		\$0.000		\$0.000	

MONTHLY REPORT OF COST AND QUALITY OF COAL FOR ELECTRIC PLANTS
 DETAIL OF TRANSPORTATION CHARGES

1. Reporting Month: July Year: 1995
2. Reporting Company: Tampa Electric Company
3. Plant Name: Gannon Station

4. Name, Title & Telephone Number of Contact Person Concerning Data
 Submitted on this Form: Jeffrey Chronister, Supervisor, Regulatory Accounting
 (813) - 228 - 1609

5. Signature of Official Submitting Form: 
 L. J. Lefler, Vice Pres. & Controller

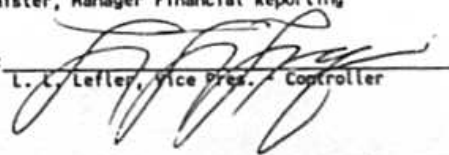
6. Date Completed: September 15, 1995

Line No. (a)	Supplier Name (b)	Mine Location (c)	Shipping Point (d)	Transport Mode (e)	Tons (f)	Effective Purchase Price (\$/Ton) (g)	Add'l Shorthaul & Loading Charges (\$/Ton) (h)	Rail Charges		Waterborne Charges				Total Transportation Charges (\$/Ton) (p)	FOB Plant Price (\$/Ton) (q)
								Rail Rate (\$/Ton) (i)	Other Rail Charges (\$/Ton) (j)	River Barge Rate (\$/Ton) (k)	Trans-loading Rate (\$/Ton) (l)	Ocean Barge Rate (\$/Ton) (m)	Other Water Charges (\$/Ton) (n)		
1.	Transfer Facility	N/A	Davant, La.	OB	92,125.00		\$0.000		\$0.000						\$45.319
2.	Gatliff Coal	8,KY,235	Whitley Cnty, KY	UR	90,906.00		\$0.000		\$0.000						\$58.420
3.	Gatliff Coal	8,KY,195	Pike Cnty, KY	UR	16,216.00		\$0.000		\$0.000						\$58.596
4.	Rio Doce America	N/A	Brazil	OB	8,023.00		\$0.000		\$0.000						\$39.499

MONTHLY REPORT OF COST AND QUALITY OF COAL FOR ELECTRIC PLANTS
REPORT OF ADJUSTMENTS TO PREVIOUS COAL DELIVERED

1. Reporting Month: July Year: 1995
2. Reporting Company: Tampa Electric Company

3. Name, Title & Telephone Number of Contact Person Concerning Data Submitted on this Form: Jeffrey Chronister, Manager Financial Reporting (813) 228 - 1609

4. Signature of Official Submitting Form: 
L. C. Lefler, Vice Pres. Controller

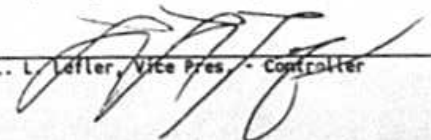
5. Date Completed: September 15, 1995

Line No. (a)	Month Reported (b)	Form Plant Name (c)	Intended Generating Plant (d)	Supplier (e)	Original Line Number (f)	Old Volume Tons (g)	Form No. (h)	Column Designator & Title (i)	Old Value (j)	New Value (k)	Delivered Price Transfer Facility (\$/Ton) (l)	Reason for Revision (m)
1.	January, 1995	Transfer Facility	Big Bend	Peabody Development	7.	11,329.70	423-2(a)	Col. (k), Quality Adj.	\$0.000	\$2.650	\$41.735	Quality Adjustment
2.	February, 1995	Transfer Facility	Big Bend	Peabody Development	7.	10,063.10	423-2(a)	Col. (k), Quality Adj.	\$0.000	\$2.650	\$42.596	Quality Adjustment
3.	March, 1995	Transfer Facility	Big Bend	Peabody Development	7.	11,487.80	423-2(a)	Col. (k), Quality Adj.	\$0.000	\$2.650	\$40.794	Quality Adjustment
4.	March, 1995	Transfer Facility	Big Bend	Peabody Development	1.	8,323.00	423-2(a)	Col. (k), Quality Adj.	\$0.000	\$2.650	\$40.814	Quality Adjustment
5.	January, 1995	Transfer Facility	Big Bend	Peabody Development	1.	45,297.00	423-2(a)	Col. (k), Quality Adj.	\$0.000	\$3.009	\$51.306	Quality Adjustment
6.	February, 1995	Transfer Facility	Big Bend	Peabody Development	1.	46,194.00	423-2(a)	Col. (k), Quality Adj.	\$0.000	\$2.970	\$49.017	Quality Adjustment
7.	December, 1993	Transfer Facility	Big Bend	Consolidation Coal	4.	56,531.00	423-2(a)	Col. (e), Tonnage Adj.	56,531.00	57,247.00	\$54.572	Tonnage Adjustment
8.	February, 1994	Transfer Facility	Big Bend	Consolidation Coal	4.	22,331.00	423-2(a)	Col. (e), Tonnage Adj.	22,331.00	21,873.00	\$52.788	Tonnage Adjustment
9.	March, 1994	Transfer Facility	Big Bend	Consolidation Coal	8.	92,923.08	423-2(a)	Col. (e), Tonnage Adj.	92,923.08	92,852.08	\$31.970	Tonnage Adjustment
10.	May, 1994	Transfer Facility	Big Bend	Consolidation Coal	9.	17,639.71	423-2(a)	Col. (e), Tonnage Adj.	17,639.71	17,451.71	\$51.841	Tonnage Adjustment
11.	January, 1993	Transfer Facility	Big Bend	Consolidation Coal	4.	22,323.30	423-2(a)	Col. (k), Quality Adj.	\$0.837	\$0.832	\$48.361	Quality Adjustment
12.	February, 1993	Transfer Facility	Big Bend	Consolidation Coal	4.	39,465.00	423-2(a)	Col. (k), Quality Adj.	\$0.837	\$0.832	\$55.258	Quality Adjustment
13.	March, 1993	Transfer Facility	Big Bend	Consolidation Coal	4.	75,936.83	423-2(a)	Col. (k), Quality Adj.	\$0.837	\$0.832	\$55.256	Quality Adjustment
14.	April, 1993	Transfer Facility	Big Bend	Consolidation Coal	4.	46,412.36	423-2(a)	Col. (k), Quality Adj.	\$1.137	\$1.129	\$54.813	Quality Adjustment
15.	May, 1993	Transfer Facility	Big Bend	Consolidation Coal	4.	29,314.00	423-2(a)	Col. (k), Quality Adj.	\$1.139	\$1.131	\$54.815	Quality Adjustment

MONTHLY REPORT OF COST AND QUALITY OF COAL FOR ELECTRIC PLANTS
REPORT OF ADJUSTMENTS TO PREVIOUS COAL DELIVERED

3. Name, Title & Telephone Number of Contact Person Concerning Data
Submitted on this Form: Jeffrey Chronister, Manager Financial Reporting
(813) 228 - 1609

1. Reporting Month: July Year: 1995
2. Reporting Company: Tampa Electric Company

4. Signature of Official Submitting Form: 
L. L. Lefler, Vice Pres. - Controller
5. Date Completed: September 15, 1995


Line No. (a)	Month Reported (b)	Form Plant Name (c)	Intended Generating Plant (d)	Supplier (e)	Original Line Number (f)	Old Volume Tons (g)	Form No. (h)	Column Designator & Title (i)	Old Value (j)	New Value (k)	Delivered Price Transfer Facility (\$/Ton) (l)	Reason for Revision (m)
1.	June, 1993	Transfer Facility	Big Bend	Consolidation Coal	4.	3,172.78	423-2(a)	Col. (k), Quality Adj.	\$1.139	\$1.131	\$55.455	Quality Adjustment
2.	June, 1993	Transfer Facility	Big Bend	Consolidation Coal	4.	12,754.39	423-2(a)	Col. (k), Quality Adj.	\$1.139	\$1.131	\$54.695	Quality Adjustment
3.	January, 1994	Transfer Facility	Big Bend	Consolidation Coal	4.	17,286.00	423-2(a)	Col. (k), Quality Adj.	\$0.887	\$0.877	\$52.028	Quality Adjustment
4.	February, 1994	Transfer Facility	Big Bend	Consolidation Coal	4.	21,873.00	423-2(a)	Col. (k), Quality Adj.	\$0.887	\$0.877	\$52.778	Quality Adjustment
5.	September, 1994	Transfer Facility	Big Bend	Consolidation Coal	4.	32,264.09	423-2(a)	Col. (k), Quality Adj.	\$0.000	\$0.472	\$40.122	Quality Adjustment
6.	October, 1994	Transfer Facility	Big Bend	Consolidation Coal	4.	38,337.97	423-2(a)	Col. (k), Quality Adj.	\$0.000	\$0.497	\$40.397	Quality Adjustment
7.	November, 1994	Transfer Facility	Big Bend	Consolidation Coal	5.	32,943.79	423-2(a)	Col. (k), Quality Adj.	\$0.000	\$0.469	\$40.369	Quality Adjustment
8.	October, 1994	Transfer Facility	Big Bend	Unionvale	7.	7,898.53	423-2(a)	Col. (e), Tons	7,898.53	6,418.41	\$34.478	Tonnage Adj.
9.	December, 1994	Transfer Facility	Big Bend	Mapco	2.	46,975.10	423-2(a)	Col. (k), Quality Adj.	(\$0.006)	(\$3.087)	\$35.342	Quality Adj
10.	January, 1995	Transfer Facility	Big Bend	Mapco	3.	24,077.90	423-2(a)	Col. (k), Quality Adj.	\$0.000	(\$0.043)	\$40.479	Quality Adj
11.	February, 1995	Transfer Facility	Big Bend	Mapco	3.	23,789.30	423-2(a)	Col. (k), Quality Adj.	\$0.000	(\$0.043)	\$41.383	Quality Adj
12.	March, 1995	Transfer Facility	Big Bend	Mapco	3.	19,842.31	423-2(a)	Col. (e), Tons	19,842.31	15,300.80	\$39.624	Tonnage Adj.
13.	March, 1995	Transfer Facility	Big Bend	Mapco	3.	15,300.80	423-2(a)	Col. (k), Quality Adj.	\$0.000	(\$0.043)	\$39.581	Quality Adj
14.	May, 1995	Transfer Facility	Big Bend	Peabody Development	2.	38,063.30	423-2(a)	Col. (k), Quality Adj.	\$0.000	\$0.218	\$29.468	Quality Adj
15.	May, 1995	Transfer Facility	Big Bend	Peabody Development	7.	6,933.00	423-2(a)	Col. (k), Quality Adj.	\$0.000	\$0.218	\$28.758	Quality Adj

MONTHLY REPORT OF COST AND QUALITY OF COAL FOR ELECTRIC PLANTS
REPORT OF ADJUSTMENTS TO PREVIOUS COAL DELIVERED

1. Reporting Month: July Year: 1995

2. Reporting Company: Tampa Electric Company

3. Name, Title & Telephone Number of Contact Person Concerning Data
Submitted on this Form: Jeffrey Chronister, Manager Financial Reporting
(813) 228 - 1609

4. Signature of Official Submitting Form:  L. L. Lefler, Vice Pres. - Controller


5. Date Completed: September 15, 1995

Line No. (a)	Month Reported (b)	Form Plant Name (c)	Intended Generating Plant (d)	Supplier (e)	Original Line Number (f)	Old Volume Tons (g)	Form No. (h)	Column Designator & Title (i)	Old Value (j)	New Value (k)	Delivered Price Transfer Facility (\$/Ton) (l)	Reason for Revision (m)
1.	June, 1995	Transfer Facility	Gannon	Gatliff	1.	6,559.45	423-2	Col. (f), Tons	6,559.45	7,374.55	\$58.457	Tonnage Adj.
2.	June, 1995	Transfer Facility	Gannon	Gatliff	2.	7,701.45	423-2	Col. (f), Tons	7,701.45	9,634.50	\$58.457	Tonnage Adj.
3.	June, 1995	Transfer Facility	Gannon	Kerr McGee	3.	56,059.00	423-2	Col. (f), Tons	56,059.00	50,228.00	\$37.550	Tonnage Adj.
4.												
5.												
6.												
7.												
8.												
9.												
10.												
11.												
12.												
13.												
14.												
15.												

MONTHLY REPORT OF COST AND QUALITY OF FUEL OIL FOR ELECTRIC PLANTS
ORIGIN, VOLUME, DELIVERED PRICE AND AS RECEIVED QUALITY

1. Reporting Month: June Year: 1995
2. Reporting Company: Tampa Electric Company

3. Name, Title & Telephone Number of Contact Person Concerning Data
Submitted on this Form: Jeffrey Chronister, Manager Financial Reporting
(813) - 228 - 1609

4. Signature of Official Submitting Report: 
L. L. Lefler, Vice Pres. & Controller

5. Date Completed: August *

*REVISED September 15, 1995


Line No. (a)	Plant Name (b)	Supplier Name (c)	Shipping Point (d)	Purchase Type (e)	Delivery Location (f)	Delivery Date (g)	Type Oil (h)	Sulfur Content % (i)	BTU Content (BTU/Gal) (j)	Volume (Bbls) (k)	Delivered Price (\$/Bbl) (l)
1.	Gannon	Coastal Fuels	Tampa	LTC	Gannon	06-07-95	F02	0.10	137,190	3,705.29	\$23.7053
2.	Gannon	Coastal Fuels	Tampa	LTC	Gannon	06-14-95	F02	*	*	165.12	\$23.1719
3.	Gannon	Coastal Fuels	Tampa	LTC	Gannon	06-29-95	F02	0.15	138,988	3,043.38	\$22.6007
4.	Big Bend	Coastal Fuels	Tampa	LTC	Big Bend	06-07-95	F02	0.10	136,855	6,161.55	\$23.7053
5.	Hookers Pt	Coastal Fuels	Tampa	LTC	Hookers Pt	06-22-95	F02	*	*	118.04	\$23.2357
6.	Phillips	Coastal Fuels	Tampa	LTC	Phillips	06-13-95	F02	0.06	137,250	514.09	\$23.9657
7.	Phillips	Coastal Fuels	Tampa	LTC	Phillips	06-05-95	F06	2.28	150,250	150.63	\$21.2400
8.	Phillips	Coastal Fuels	Tampa	LTC	Phillips	06-06-95	F06	2.28	150,250	148.31	\$21.2400
9.	Phillips	Coastal Fuels	Tampa	LTC	Phillips	06-13-95	F06	2.28	150,050	150.71	\$21.1200
10.	Phillips	Coastal Fuels	Tampa	LTC	Phillips	06-14-95	F06	2.28	150,050	449.57	\$21.1200
11.	Phillips	Coastal Fuels	Tampa	LTC	Phillips	06-15-95	F06	2.28	150,050	148.21	\$21.1200
12.	Phillips	Coastal Fuels	Tampa	LTC	Phillips	06-16-95	F06	2.28	150,050	450.90	\$21.1200
13.	Phillips	Coastal Fuels	Tampa	LTC	Phillips	06-19-95	F06	2.28	150,050	295.62	\$20.6400

* No analysis Taken

MONTHLY REPORT OF COST AND QUALITY OF FUEL OIL FOR ELECTRIC PLANTS
 DETAIL OF INVOICE AND TRANSPORTATION CHARGES

3. Name, Title & Telephone Number of Contact Person Concerning Data
 Submitted on this Form: Jeffrey Chronister, Manager Financial Reporting
 (813) - 228 - 1609

1. Reporting Month: June Year: 1995
 2. Reporting Company: Tampa Electric Company

4. Signature of Official Submitting Report: 
 L. L. Lofler, Vice Pres. & Controller

5. DATE COMPLETED: August 15, 1995 *
 * REVISED September 15, 1995

Line No.	Plant Name	Supplier Name	Delivery Location	Delivery Date	Type	Volume (Bbls)	Invoice Price (\$/Bbl)	Invoice Amount (\$)	Discount (\$)	Net Amount (\$)	Net Price (\$/Bbl)	Quality Adjust. (\$/Bbl)	Effective Purchase Price (\$/Bbl)	Transport to Terminal (\$/Bbl)	Add'l Transport Charges (\$/Bbl)	Other Charges (\$/Bbl)	Delivered Price (\$/Bbl)
(a)	(b)	(c)	(d)	(e)	(f)	(g)	(h)	(i)	(j)	(k)	(l)	(m)	(n)	(o)	(p)	(q)	(r)
1.	Gannon	Coastal Fuels	Gannon	06-07-95	F02	3,705.29									\$0.0000	\$0.0000	\$23.7053
2.	Gannon	Coastal Fuels	Gannon	06-14-95	F02	165.12									\$0.0000	\$0.0000	\$23.1719
3.	Gannon	Coastal Fuels	Gannon	06-29-95	F02	3,043.38									\$0.0000	\$0.0000	\$22.5007
4.	Big Bend	Coastal Fuels	Big Bend	06-07-95	F02	6,161.55									\$0.0000	\$0.0000	\$23.7053
5.	Hookers Pt	Coastal Fuels	Hookers Pt	06-22-95	F02	118.04									\$0.0000	\$0.0000	\$23.2357
6.	Phillips	Coastal Fuels	Phillips	06-13-95	F02	514.09									\$0.0000	\$0.0000	\$23.9657
7.	Phillips	Coastal Fuels	Phillips	06-05-95	F06	150.63									\$0.0000	\$0.0000	\$21.2400
8.	Phillips	Coastal Fuels	Phillips	06-06-95	F06	148.31									\$0.0000	\$0.0000	\$21.2400
9.	Phillips	Coastal Fuels	Phillips	06-13-95	F06	150.71									\$0.0000	\$0.0000	\$21.1200
10.	Phillips	Coastal Fuels	Phillips	06-14-95	F06	449.57									\$0.0000	\$0.0000	\$21.1200
11.	Phillips	Coastal Fuels	Phillips	06-15-95	F06	148.21									\$0.0000	\$0.0000	\$21.1200
12.	Phillips	Coastal Fuels	Phillips	06-16-95	F06	450.90									\$0.0000	\$0.0000	\$21.1200
13.	Phillips	Coastal Fuels	Phillips	06-19-95	F06	295.62									\$0.0000	\$0.0000	\$20.6400
14.																	
15.																	
16.																	
17.																	
18.																	
19.																	
20.																	
21.																	
22.																	
23.																	
24.																	
25.																	
26.																	

MONTHLY REPORT OF COST AND QUALITY OF FUEL OIL FOR ELECTRIC PLANTS
 REPORT OF ADJUSTMENTS TO PREVIOUS OIL DELIVERIES

3. Name, Title & Telephone Number of Contact Person Concerning Data
 Submitted on this Form: Jeffrey Chronister, Manager Financial Reporting
 (813) - 228 - 1609

1. Reporting Month: June Year: 1995

2. Reporting Company: Tampa Electric Company

4. Signature of Official Submitting Report:  J.L. Wyler, Vice Pres. & Controller

5. DATE COMPLETED: August 15, 1995 *


* REVISED September 15, 1995

Line No. (a)	Month Reported (b)	Form Plant Name (c)	Supplier (d)	Original Line Number (e)	Old Volume (Bbls) (f)	Form No. (g)	Column Designator & Title (h)	Old Value (i)	New Value (j)	Delivered Price (k)	Reason for Revision (l)
1.	None										
2.											
3.											
4.											
5.											
6.											
7.											
8.											
9.											
10.											
11.											
12.											
13.											
14.											
15.											

MONTHLY REPORT OF COST AND QUALITY OF COAL FOR ELECTRIC PLANTS
 REPORT OF ADJUSTMENTS TO PREVIOUS COAL DELIVERED

1. Reporting Month: June Year: 1995
 2. Reporting Company: Tampa Electric Company

3. Name, Title & Telephone Number of Contact Person Concerning Data
 Submitted on this Form: Jeffrey Chronister, Manager Financial Reporting
 (813) 228 - 1609

4. Signature of Official Submitting Form: 
 L. L. Lefler, Vice Pres. - Controller

5. Date Completed: August 15, 1995 *

*REVISED September 15, 1995

Line No. (a)	Month Reported (b)	Form Plant Name (c)	Intended Generating Plant (d)	Supplier (e)	Original Line Number (f)	Old Volume Tons (g)	Form No. (h)	Column Designator & Title (i)	Old Value (j)	New Value (k)	Delivered Price Transfer Facility (\$/Ton) (l)	Reason for Revision (m)
1.	None											
2.												
3.												
4.												
5.												
6.												
7.												
8.												
9.												
10.												
11.												
12.												
13.												
14.												
15.												